



**CINCINNATI
BENGALS
2009 MEDIA GUIDE**



CINCINNATI BENGALS

One Paul Brown Stadium, Cincinnati, Ohio 45202

(513) 621-3550

FAX: (513) 621-3570

Ticket Office: (513) 621-TDTD (621-8383)

www.bengals.com

— 2009 SCHEDULE —

PRESEASON

DAY	DATE	OPPONENT	TIME
Fri.	Aug. 14	at New Orleans	8:00 p.m.
Thurs.	Aug. 20	at New England	7:30 p.m.
Thurs.	Aug. 27	ST. LOUIS	7:30 p.m.
Thurs.	Sept. 3	INDIANAPOLIS	7:30 p.m.

REGULAR SEASON

DAY	DATE	OPPONENT	TIME
Sun.	Sept. 13	DENVER	1:00 p.m.
Sun.	Sept. 20	at Green Bay	1:00 p.m.
Sun.	Sept. 27	PITTSBURGH	4:15 p.m.
Sun.	Oct. 4	at Cleveland	1:00 p.m.
Sun.	Oct. 11	at Baltimore	1:00 p.m.
Sun.	Oct. 18	HOUSTON	1:00 p.m.
Sun.	Oct. 25	CHICAGO	1:00 p.m.
Sun.	Nov. 1	— BYE —	
Sun.	Nov. 8	BALTIMORE	1:00 p.m.
Sun.	Nov. 15	at Pittsburgh	1:00 p.m.
Sun.	Nov. 22	at Oakland*	4:15 p.m.
Sun.	Nov. 29	CLEVELAND*	1:00 p.m.
Sun.	Dec. 6	DETROIT*	1:00 p.m.
Sun.	Dec. 13	at Minnesota*	1:00 p.m.
Sun.	Dec. 20	at San Diego*	4:05 p.m.
Sun.	Dec. 27	KANSAS CITY*	1:00 p.m.
Sun.	Jan. 3	at N.Y. Jets*	1:00 p.m.

*Subject to flexible scheduling

HOME GAMES IN ORANGE

All times are Eastern

CINCINNATI BENGALS 2009 MEDIA GUIDE

Table of Contents

STAFF/SCHEDULE

Assistant Coaches.....	5-16
Lewis, Marvin.....	3-4
Schedule, Bengals 2009.....	Inside Front Cover
Staff Directory.....	2

THE PLAYERS

College Free Agents.....	119-122
Depth Chart.....	20
Draft Choices.....	107-118
Rosters.....	18-19
Veteran Players.....	21-106

2008 IN REVIEW

Best Single-Game Performances.....	127
Daily Log (Transactions).....	138-139
Game-by-Game Team Statistics.....	126
Game Summaries.....	128-135
In 2008, the Bengals Were.....	139
Participation Chart.....	136-137
Rankings, Bengals 2008 NFL.....	126
Red Zone Report.....	125
Standings, NFL.....	139
Starting Lineups.....	127
Statistics, Preseason.....	140
Statistics, Regular Season.....	124-125

TEAM HISTORY

100-Yard Receivers.....	195-196
100-Yard Rushers.....	194
300-Yard Passers.....	196-197
AFL Expansion Draft, 1968.....	213
Alumni List 1968-2008.....	167
Chronology.....	203-207
Cincinnati Pro Football History.....	212
Coaching History.....	179-182
Draft Choices 1968-2009.....	162-166
Franchise Firsts.....	213
Home & Road Records Year-by-Year.....	197
Last Times.....	199
Leaders (Rushing, Passing, Receiving, etc.), Year-by-Year.....	183-185
Logos, Bengals, Then & Now.....	219
Longest Plays, Bengals & Opponents.....	200
Offense & Defense Year-by-Year.....	198
Overtime Results.....	202
Playoff Results.....	189
Pro Bowl Players.....	208
Rankings, Bengals Year-by-Year League.....	161
Results, All-Time by Opponents.....	157-159
Results, All-Time Preseason.....	155-156
Results, All-Time Preseason vs. 2009 Preseason Opponents.....	160
Results, All-Time Regular Season and Postseason.....	142-154

TEAM HISTORY (cont'd)

Roster, All-Time.....	168-173
Stadium Firsts & Lasts.....	201
Statistics, All-Time Individual.....	186-193
Statistics, Final Year-by-Year.....	220-268
Super Bowls XVI and XXIII.....	210-211
Superlative Individual Seasons.....	185
Uniform Numbers, Bengals All-Time.....	174-178
Uniforms, Bengals, Then & Now.....	214-218
Year-by-Year vs. NFC Teams, Bengals.....	160

RECORDS

Regular Season:	
Bengals Individual Records.....	270-275
Bengals Team Records.....	276-278
Opponents Individual Single-Game Records.....	279
Postseason:	
Bengals Individual Records.....	280-282
Bengals Team Records.....	283
Opponents Individual Single-Game Records.....	284-285
Opponents Team Records.....	286

STADIUM, NFL & MEDIA

Bengals in the Community.....	292-293
Bengals TV, Radio & Internet.....	301
Instant Replay Rules.....	291
Key NFL Dates in 2009 and 2010.....	296
Media Information.....	302
Paul Brown Stadium.....	288-289
Public Relations Contacts, NFL.....	300
Schedules, 2009 NFL.....	294-295
Statistics, NFL 2008 Leaders.....	297-299
Training Camp - Georgetown College.....	290

INFORMATION BOXES

10 Wins, No Playoffs.....	31
25 Does the Trick.....	6
100 x 3 = Team First.....	88
1000-Yard Duos ... And a Trio.....	282
AFL Expansion Draft, Bengals Selections.....	213
And the Kick is ... Good!.....	43
Anderson & Riley: 1-2 in Years as a Bengal.....	22
Bengals QBs as League MVPs.....	275
Bengals Tap the Buckeye Pipeline.....	167
Best Since '04.....	161
Big Crowds at PBS.....	7
Blanking the Browns.....	94
Dhani's Margin is Tops.....	10
Double-Digit Club, Bengals.....	207
Double Whammy.....	151
Doubleing Up.....	212
Draft, NFL (By Position & Conference, Colleges With Most Picks, etc.).....	111-118, 166

INFORMATION BOXES (cont'd)

Fond Farewell.....	160
Games Were "ThisClose".....	72
Get the Point?.....	146
Go Long ... Real Long.....	199
HBO's 'Hard Knocks'.....	24
High-Scoring Affairs.....	74
Honoring Jeanty.....	52
Hotels on the Road, Bengals'.....	198
In 2008, the Bengals Were.....	139
In the Beginning.....	98
Instant Replay Rules.....	291
Key NFL Dates in 2009 and 2010.....	296
League & Conference Leaders, Bengals.....	33
Lewis Masters the Red Flag.....	291
Lighting Up the Scoreboard.....	115
Long Distance Leaders.....	145
Longest Shots.....	162
Looking Ahead - Bengals' 2010 Opponents.....	59
Name Game.....	58
No TDs; No Problem.....	150
No-Win Situations.....	38
P.B. and the Hall of Fame.....	285
PFWA Honors, 2008.....	104
Parrish Hits Paydirt.....	87
Passing Fancy.....	83
Perfection at Home.....	149
Playoff Results, Bengals.....	189
Pronunciation Guide, Bengals.....	104
Rankings, Bengals 2008 NFL.....	126
Rare Runner.....	142
Record Crowd.....	153
Record Sellout Streak.....	154
Red Zone Report, Bengals 2008.....	125
Riley Reigns Supreme.....	163
Rosters — Annual Active Player Limits.....	296
Seven Quarters, No Points.....	53
Special Explosion.....	147
Stat That Matters.....	5
Strength of Schedule, 2009 NFL.....	45
TV Streak at 68.....	106
Talent Isn't Everything.....	25
This Record Holds the Record.....	26
Top 10 Rushing Games, Bengals'.....	66
Two Pointers Are Tough.....	67
Under Marvin Lewis, the Bengals Are.....	95
Uniform Watch: 9-1 in Orange.....	122
Worst to First.....	152
Year-by-Year vs. NFC Teams, Bengals.....	160

MISCELLANEOUS

Hall of Famers:	
Paul Brown.....	285, 288
Anthony Muñoz.....	209
Ticket Information.....	Inside Back Cover

The Cincinnati Bengals 2009 Media Guide was prepared by the Bengals Public Relations Department based on information through July 5, 2009. Copyright © 2009 by The Cincinnati Bengals.

Editors: Jack Brennan, PJ Combs, Jon Braude. Typography, research and layout: Jon Braude. Editorial Assistance: Inky Moore. Research and statistical assistance provided by Jim Blount, the Elias Sports Bureau and the Pro Football Hall of Fame. Photography: Greg Rust. Printing: RR Donnelley/Nielsen Plant, Florence, Ky.

BENGALS STAFF DIRECTORY

ADMINISTRATION

President
Mike Brown

Senior Vice President — Player Personnel
Pete Brown

Executive Vice President
Katie Blackburn

Vice President — Player Personnel
Paul Brown

Vice President
John Sawyer

Vice President
Troy Blackburn

Administration Assistant
Jan Sutton

BUSINESS AFFAIRS

Business Manager
Bill Connelly

Director of Business Development
Bob Bedinghaus

Directors of Technology
Michael Kayes, Jo Ann Ralstin

Director of Security
Rusty Guy

Business Assistant
Terri Stewart

Receptionist
Teri Moraschek

FINANCE

Chief Financial Officer
Bill Scanlon

Controller
Johanna Kappner

Accountant
Keith Theissen

CORPORATE SALES/MARKETING

Director of Corporate Sales and Marketing
Vince Cicero

Assistant Director of Corporate Sales and Marketing
Brian Sells

Senior Corporate Sales Manager
Wade Martin

Corporate Sales Coordinator
Marissa Beck

Sales and Special Events Coordinator
Jamie DeLong

TICKETS

Director of Sales and Public Affairs
Jeff Berding

Ticket Manager
Tim Kelly

Ticket Sales Manager
Andrew Brown

Assistant Ticket Sales Manager
Brennan Barber

Suite Services Manager
Kate Lackey

Ticket Office
Barry Katz, Bev Schmidt

Ticket Sales Executives
Jared Brown, Joe Ellerhorst, Charlie Slonaker, Sara Stuckey

MERCHANDISE

Merchandise Manager
Monty Montague

Pro Shop Manager
Steve Wolf

Warehouse Manager
Ron Runk

PAUL BROWN STADIUM

Managing Director
Eric Brown

JungleVision Producer
Scott Simpson

Events Coordinator
Ellen Ritter

COMMUNICATIONS

Public Relations Director
Jack Brennan

Assistant Public Relations Director
PJ Combs

Public Relations Assistant
Inky Moore

Bengals.com Editor
Geoff Hobson

Manager of Web Site and New Media
Andy Ware

PLAYER PERSONNEL

Director of Football Operations
Jim Lippincott

Director of Player Personnel
Duke Tobin

Scout
Greg Seamon

Scouting Consultants
John Cooper, Bill Tobin

Personnel Assistant
Debbie LaRocco

FOOTBALL STAFF

Director of Player Relations
Eric Ball

Head Certified Athletic Trainer
Paul Sparling

Director of Rehabilitation/Assistant Certified Athletic Trainer
Nick Cosgray

Assistant Certified Athletic Trainer
Dan Willen

Equipment Manager
Jeff Brickner

Assistant Equipment Manager
Adam Knollman

Video Director
Travis Brammer

Assistant Video Director
Kent Stearman

COACHING STAFF

Head Coach
Marvin Lewis

Asst. Head Coach/Offensive Line
Paul Alexander

Offensive Coordinator
Bob Bratkowski

Defensive Coordinator
Mike Zimmer

Quarterbacks
Ken Zampese

Running Backs
Jim Anderson

Wide Receivers
Mike Sheppard

Tight Ends
Jonathan Hayes

Assistant Offensive Line
Bob Surace

Defensive Line
Jay Hayes

Linebackers
Jeff FitzGerald

Defensive Backs
Kevin Coyle

Assistant Defensive Backs
Louie Cioffi

Special Teams
Darrin Simmons

Asst. Special Teams/Asst. Linebackers
Paul Guenther

Strength & Conditioning
Chip Morton

Associate Strength & Conditioning
Ray Oliver

Coaching Assistant
David Lippincott

Assistants to the Coaching Staff
Jamie Janette, Sandy Schick

TEAM SUPPORT

Team Physicians
Angelo Colosimo, Jeff Craig, Robert Heidt Jr., Ed Jung

Scouting
Earl Biederman

Strength and Conditioning
Brent Rogers

Equipment
Eric Myles, Tyler Runk

Video
Scotty Fitch, Ricky Palmer

Team Chaplain
Ken Moyer

Cheerleader Coordinator
Charlotte Jacobs

Publications/Game Statistics
Jon Braude

Press Box Public Address Announcer
John Olerberding

JungleVision
David Ashbrock, Russ Jenisch, Kent Weaver

Stadium Public Address Announcers
Bob Kinder, Tom Kinder Jr.

Photographer
Greg Rust

BENGALS COACHING STAFF

MARVIN LEWIS — Head Coach



Marvin Lewis is in his seventh season as Bengals head coach, one year from tying Paul Brown and Sam Wyche for the franchise's longest tenure of eight seasons. In Bengals head coaching victories, he also ranks third (behind Wyche and Brown).

Lewis enters 2009 tied for fifth in the NFL for current consecutive seasons as a head coach (seven). The only coaches with longer active streaks are Jeff Fisher (15, all with Titans/Oilers), Andy Reid (11 with Philadelphia), Bill Belichick (10 with New England) and John Fox (eight with Carolina). Sharing fifth place with Lewis is Jacksonville's Jack Del Rio.

Lewis also has cracked the active top 10 for most total seasons as an NFL head coach. In this category, his seven seasons tie him with Del Rio for ninth place.

Lewis' record over his six previous campaigns is 46-49-1 in the regular season, 0-1 in postseason and 46-50-1 overall. He needs nine victories to tie Paul Brown (55-59-1) in Bengals annals and is 18 wins behind Wyche (64-68).

Lewis' Bengals log includes an AFC North Division championship in 2005, and he coached his first five years (2003-07) without experiencing a losing season, the club's longest such streak since a six-year span from 1972-77. But the Bengals need a rebound in 2009. The club slipped to a 7-9 mark in 2007, and last year scrapped to only 4-11-1, with Pro Bowl quarterback Carson Palmer missing 12 games due to an elbow injury.

But Palmer has fully recovered without surgery as the 2009 season begins, and prospects for '09 also are buoyed by the continuing improvement of the Bengals' defensive unit.

Lewis hired veteran NFL coordinator Mike Zimmer to pilot the defense last year, and playing through numerous injuries, including the loss of top draft pick Keith Rivers, the defense climbed to a No. 12 NFL ranking by

season's end.

Under Lewis, the Bengals have strongly maintained popularity numbers which lead the Cincinnati charts.

The team enters 2009 with a franchise-record streak of 44 consecutive home sellouts (regular season and postseason), and for the last 68 TV ratings weeks that have included a Bengals game, the Bengals have each week been the top-rated show of all programming in Cincinnati. The sellout streak began in 2003, Lewis' first season, and the TV ratings streak began in 2004.

Lewis was named the ninth head coach in Bengals history on Jan. 14, 2003, becoming at the time the eighth African-American to become an NFL head coach. In recognition of the 8-8 Bengals being the NFL's most improved team in 2003, Lewis finished second behind Bill Belichick of Super Bowl champion New England in *Associated Press* voting for NFL Coach of the Year.

Lewis came to the Bengals with credentials as a record-setting NFL defensive coordinator who had earned a Super Bowl championship ring.

In 2002, the season before he joined the Bengals, Lewis led the Washington Redskins to a No. 5 NFL defensive ranking, serving as assistant head coach as

well as defensive coordinator. He came to the Redskins after six seasons (1996-2001) as defensive coordinator with the Baltimore Ravens, a tenure that included a Super Bowl victory in the 2000 season.

In the 2000 regular season, Lewis' Baltimore defense set the NFL record for fewest points allowed in a 16-game campaign (165), clipping 22 points off the previous mark. The 2000 Ravens are always an entry in discussions regarding the best NFL defenses of all time.

Lewis had his first NFL assignment from 1992-95, as linebackers coach for the Pittsburgh Steelers. At Pittsburgh, he guided the careers of

Pro Bowl selections Kevin Greene, Chad Brown, Levon Kirkland and Greg Lloyd. The Steelers opportunity came for Lewis after 11 years in college coaching.

Lewis began his coaching career as linebackers coach at his alma mater, Idaho State, from 1981-84. ISU's team (also nicknamed the Bengals) finished 12-1 during



Lewis' first season and won the NCAA Division 1-AA championship. From 1985-86, Lewis was linebackers coach at Long Beach State, and he held the same post at New Mexico from '87-89. In 1990, he accepted a position coaching outside linebackers at the University of Pittsburgh, and he joined the Steelers and the NFL after two seasons at Pitt.

Lewis played LB at Idaho State, earning All-Big Sky Conference honors for three consecutive years (1978-80). He also saw action at quarterback and free safety during his college career. He received his bachelor's degree in physical education from Idaho State in 1981, and earned his master's in athletic administration in '82. He was inducted into Idaho State's Hall of Fame in 2001.

Born Sept. 23, 1958, Lewis attended Fort Cherry High School in McDonald, Pa. (near Pittsburgh), where he was an all-conference quarterback and safety. He also earned high school letters in wrestling and baseball. He and his wife, Peggy, have a daughter, Whitney, and a son, Marcus.

PLAYING AND COACHING HISTORY — 1978-80: Played linebacker, quarterback and safety at Idaho

LEWIS' NFL HEAD COACHING RECORD

Regular Season						
Year	Team	W	L	T	Pct.	
2003	Cincinnati	8	8	0	.500	
2004	Cincinnati	8	8	0	.500	
2005	Cincinnati	11	5	0	.688	
2006	Cincinnati	8	8	0	.500	
2007	Cincinnati	7	9	0	.438	
2008	Cincinnati	4	11	1	.281	
Total		46	49	1	.484	

Postseason						
Year	Team	W	L	T	Pct.	
2005	Cincinnati	0	1	0	.000	

State. **1981-84:** Assistant coach (AC), Idaho State. **1985-86:** AC, Long Beach State. **1987-89:** AC, New Mexico. **1990-91:** AC, Univ. of Pittsburgh. **1992-95:** AC, Pittsburgh Steelers. **1996-2001:** Defensive coordinator, Baltimore Ravens. **2002:** Assistant head coach/defensive coordinator, Washington Redskins. **2003-present:** Bengals head coach.

Marvin Lewis Community Fund is going strong

Head coach Marvin Lewis has reached out to strengthen the franchise's ties to the community, making more than 300 appearances in his first six years while also encouraging the players to become engaged. In 2003, he launched the highly successful Marvin Lewis Community Fund (MLCF). The Fund so far has donated nearly \$5 million for support of its own programs, seven annual recipient organizations and more than 150 other proven regional non-profit organizations. The Community Fund has six signature programs that seek to empower, educate and inspire young people in the region, and it has directly impacted an estimated 250,000 individuals since its inception. In 2008, the MLCF was able to invest 89 cents of every dollar raised back into the community.

The MLCF's proudest accomplishments include awarding four-year, \$20,000 college scholarships to 28 outstanding student athletes who may not have

had the opportunity to further their education, due to financial constraints. Another signature MLCF venture has been collaborating with the Cincinnati Bengals and Cincinnati Public Schools to launch "Learning is Cool," an incentive program that rewards students for strong academic performance.

A partial list of organizations Coach Lewis and the MLCF have supported includes:

Cincinnati Public Schools, Youth Inc., Minorities in Mathematics, Science and Engineering, SUCCESS by 6, the National Multiple Sclerosis Society, Boys and Girls Clubs of Greater Cincinnati, Autism Society, Boys Hope Girls Hope, the Cincinnati Public Library, FreeStore/Food-Bank, Over-the-Rhine Chamber of Commerce, the NAACP, the Juvenile Diabetes Research Foundation,

ProScan Pink Ribbon Center, Children's Home of Cincinnati, National Football Foundation, Project Connect and Cincinnati Children's Hospital. To learn more, visit www.marvinlewis.org.





Paul Alexander is in his 16th season on the Bengals coaching staff. It's his 15th straight season as offensive line coach, and Alexander is also the team's assistant head coach, promoted to that position in 2003 when Marvin Lewis took over as head coach.

"It has been important to me to have Paul as an advisor," said Lewis. "When I first came here, his knowledge of our team gave me a source for some very important direction. Since then, he has helped me in a lot of areas off and on the field. And as the record shows, he has continued to do an excellent job with our line."

Twice during the past four years, the Bengals have set new franchise records for fewest sacks allowed. Opponents managed only 17 sacks in 2007, easily topping the record low of 21 that had been established just two years before, during the team's 2005 AFC North title season.

Last season was a tough one overall for the Cincinnati offense, which struggled to recover from the loss of Pro Bowl QB Carson Palmer for 12 games due to injury. But the club rallied to finish the season on a three-game win streak, and instrumental in the strong finish was Alexander's coaching of a line that was markedly short of experience.

Due to injuries, the Bengals played their last six games with rookie Anthony Collins at LG and first-year player Nate Livings at LG. Collins had seen action for only a handful of plays when he was called on to start, and Livings had seen no game action at all. But the Bengals averaged 167 rushing yards over the final three games while allowing only three sacks. In the season finale against Kansas City, when Cincinnati rushed for a season-high 204 yards, another player with virtually no experience was in the starting lineup, as first-year player Dennis Roland was pressed into service due to injuries at the ROT spot.

Alexander's line has helped Palmer post offensive numbers that qualify him as one of the NFL's elite quarterbacks. Over the four years 2004-07, Palmer became the fifth-fastest player in NFL history (59 games) to reach the 100 mark in TD passes. Palmer has also set, and in some

cases has re-set, club season records for completions, passing yards, TD passes and passer rating.

And over 2004-06, HB Rudi Johnson's 4221 rushing yards were the most by any Bengal in a three-season span.

On Oct. 22, 2000, Alexander's Bengals line shared the glory of a 278-yard rushing game by HB Corey Dillon vs. Denver. It was an NFL record at the time, and it still stands third in league annals entering the 2009 season. The Bengals' 407 total rushing yards in that game ranks as the fifth-highest single-game total in NFL history, and as the most rushing yards in 58 years. The last team to top it was the New York Giants, who gained 423 against Baltimore in 1950.

Alexander began his NFL coaching career in 1992 as tight ends coach of the N.Y. Jets, under head coach Bruce Coslet. When Coslet moved to Cincinnati as offensive coordinator in 1994, Alexander joined him, in the role of Bengals tight ends coach.

But Alexander's first love in football was always the offensive line. He was afforded the chance to take over that job for the Bengals in 1995, and has held it ever since.

Alexander is a product of distinguished teachers. He coached under Joe Paterno at Penn State and Bo Schembechler at Michigan. He also was offensive line coach at Central Michigan, a school whose coach, Herb Deromedi, ranks with Paterno and Schembechler among the winningest coaches in NCAA Division I history.

Alexander's birth date is Feb. 12, 1960. He's a native of Rochester, N.Y., where he attended Cardinal Mooney High School. He was an Academic All-American at Cortland State (N.Y.) and holds a master's degree in exercise physiology from Penn State. Off the field, he is actively involved with the Boy Scouts, the D.A.R.E. program and high school linemen camps.

He and his wife, Kathy, have three daughters — Mary Beth, Carolyn and Emily.

PLAYING AND COACHING HISTORY — 1979-81: Played offensive tackle at Cortland State. **1983-84:** Graduate assistant, Penn State. **1985-86:** Graduate assistant, Michigan. **1987-91:** Assistant coach (AC), Central Michigan. **1992-93:** AC, New York Jets. **1994-2002:** AC, Bengals. **2003-present:** Assistant head coach/offensive line coach, Bengals.

A STAT THAT MATTERS

The Bengals are 32-5-1 in regular-season play under **Marvin Lewis** when logging a plus in turnover differential. That's an .855 winning percentage.

With a minus differential, Cincinnati's record under Lewis is almost a mirror image at 5-31-0 (.139). The Bengals are 9-13 under Lewis (.409) when the differential has been even.

BOB BRATKOWSKI — Offensive Coordinator



Bob Bratkowski is in his ninth year as Bengals offensive coordinator. During the era of head coach Marvin Lewis, Bratkowski has developed and directed units that have gained recognition among the NFL's most talented and explosive.

Though 2008 was a down year offensively, with Pro Bowl QB Carson Palmer playing only four games due to injury, a longer view of rankings tells the story. The Bengals have been in the NFL's top seven in passing offense in three of the last four seasons, and in the top 10 in total offense in three of the last four years. In third-down efficiency, Cincinnati's offense has been in the top 10 for four of the past six years.

Besides Palmer, six other Bengals offensive players have been selected for the Pro Bowl during Bratkowski's term as coordinator. The list includes OT Willie Anderson, HB Corey Dillon, WR T.J. Houshmandzadeh, HB Rudi Johnson, FB Lorenzo Neal and WR Chad Ochocinco.

Twice during Bratkowski's tenure, the Bengals have set franchise records for fewest sacks allowed. A record of 21 was posted during the divisional championship season of 2005, and the bar was re-set in '07 with only 17 sacks allowed.

The solid protection helped Palmer become the fifth-fastest player (59 games) in NFL history to reach the 100 mark in TD passes. Palmer knocked Brett Favre and Daunte Culpepper out of the top five in the category, and joined a group that also includes two Hall of Famers (Dan Marino and Johnny Unitas), a surefire future Hall of Famer (Peyton Manning) and a Super Bowl winner with Hall of Fame potential (Kurt Warner).

Over 2004-06, Rudi Johnson's 4221 rushing yards were the most by any Bengal in a three-season span. Earlier under Bratkowski's watch, Dillon posted a pair of 1300-yard seasons, and QB Jon Kitna saw his stock as an NFL starter revived.

Last year's team rallied to finish the season on a three-game win streak, with Bratkowski and the offensive staff getting the most from a backup quarterback and a line that was woefully short on experience due to injuries. QB Ryan Fitzpatrick posted an 83.8 passer rating over

the last three games, and the line helped the Bengals average 167 rushing yards in the three contests, with only three sacks allowed.

The Bengals played their last six games of 2008 with rookie Anthony Collins at LOT and first-year player Nate Livings at LG. Collins had seen action for only a handful of plays before he was called on to start, and Livings had seen no game action at all. In the season finale against Kansas City, when Cincinnati rushed for a season-high 204 yards, another player with virtually no experience was in the starting lineup, as first-year player Dennis Roland was pressed into service due to injuries at the ROT spot.

Bratkowski (pronounced "brat-COW-skee") has been an NFL coach since 1992, and he was coordinator of the University of Miami's NCAA champion offenses in '89 and '91. He entered the NFL ranks in 1992 at Seattle, and was with the Seahawks through '98. He spent the 1999 and 2000 seasons as wide receivers coach with the Pittsburgh Steelers before joining the Bengals in '01.

At Seattle in 1997, he was coordinator for the NFL's top passing offense (247.4 yards per game). The team ranked third in the NFL in total offense. Seattle also established club season records in '97 for most yards passing (4187) and completions (359). The Seahawks were second in the NFL in first downs (331).

Prior to his 1992 hiring by Seattle, Bratkowski spent 14 years as a college coach, including offensive coordinator assignments at Weber State, Wyoming and Washington State, in addition to Miami.

As a college player, Bratkowski was a three-year letterman as a wide receiver at Washington State. His father, Zeke, played quarterback for 14 seasons in the NFL, seeing action for the Bears, Rams and Packers.

Bratkowski was born Dec. 2, 1955, in San Angelo, Texas. Bob and his wife, Rebecca, have two children — son Shane and daughter Courtney.

PLAYING AND COACHING HISTORY — 1975-77: Played wide receiver at Washington State. **1978-80:** Assistant coach (AC), Missouri. **1981-85:** Offensive coordinator, Weber State. **1986:** Offensive coordinator, Wyoming. **1987-88:** Offensive coordinator, Washington State. **1989-91:** Offensive coordinator, Miami (Fla.). **1992-94:** AC, Seattle Seahawks. **1995-98:** Offensive coordinator, Seattle Seahawks. **1999-2000:** AC, Pittsburgh Steelers. **2001-present:** Offensive coordinator, Bengals.

25 DOES THE TRICK

The Bengals are 22-1 in the last 23 games in which they've had a rusher carry 25 or more times. HB **Cedric Benson** added to the list in the last two weeks of 2008, rushing 38-for-171 in a 14-0 win at Cleveland and 25-for-111 in a 16-6 conquest of Kansas City.

The Bengals, however, have had only four games in the last two seasons with a 25-carry rusher.

Cincinnati's only loss in the last 23 with a 25-carry rusher was Dec. 24, 2006 at Denver, when the Broncos overcame a 30-for-129 day by **Rudi Johnson** in a 24-23 win.

MIKE ZIMMER — Defensive Coordinator



Mike Zimmer is back for a second season as Bengals defensive coordinator in 2009, following an '08 campaign that featured steady improvement despite numerous injuries to front-line players.

The Bengals finished the season ranked 12th in the NFL in fewest yards allowed (325.5 per game). It was the franchise's best ranking since 2001 (ninth). As the Bengals closed the season with a three-game win streak, opponents managed only 19 total points and averaged 227.3 yards per game.

The defense tied a pair of club records during the finishing stretch, holding foes scoreless for a stretch of seven consecutive quarters and allowing no touchdowns for nine consecutive quarters.

In Zimmer's 4-3 scheme, ninth-year LB Dhani Jones posted a career-high 165 tackles. LB Brandon Johnson, who had no defensive stats over 2006-07 with Arizona, blossomed into an impact defender with 112 stops. Their play helped make up for the absence of top draft pick Keith Rivers, who started promisingly but missed more than half the year due to a jaw fracture.

Zimmer also helped accelerate the development of a promising young secondary, led by former first-round draft picks Leon Hall and Johnathan Joseph at CB.

An NFL defensive coordinator for the past nine seasons, with prior assignments in Dallas and Atlanta, Zimmer called the 2008 Bengals defense one of his favorites.

"I've coached some really good defenses, but none that I respected more than these guys," Zimmer said. "They came to work every single day, they listened to me, and they didn't complain. I was on them pretty good, so I respect all of those guys."

Zimmer was Dallas defensive coordinator from 2000-06, including four years ('03-06) under head coach Bill Parcells. Zimmer moved to the Atlanta Falcons as coordinator in 2007, and with the departure of Bobby Petrino as Falcons head coach, members of his staff were freed to pursue other opportunities.

Zimmer is in his 16th season as an NFL coach. He joined the NFL with Dallas in 1994, and after six seasons

working primarily as secondary coach, he was elevated to coordinator.

Zimmer led top-10 defenses for Dallas in both the 4-3 and 3-4 schemes. His 4-3 defenses finished fourth in net yards allowed (287.4) in 2001 and first in '03 (253.5). And in 2005, Zimmer installed a 3-4 scheme, marking the Cowboys' first departure from the 4-3 since the club was founded in 1960. In that transition year, Dallas finished 10th in the NFL in total defense (300.9 yards allowed per game).

Six times during Zimmer's tenure as secondary coach and coordinator, the Cowboys finished fifth or better in the NFL in scoring defense. The No. 1-ranked yardage defense that he coordinated in 2003 was No. 2 in league scoring defense (16.3). Three of those Dallas defenses led the NFL in fewest passing yards. Also during that tenure, Zimmer guided the careers of eight defensive players who made a combined total of 23 Pro Bowl appearances.

The list of defensive stars that Zimmer helped develop at Dallas includes S Roy Williams (who is now with the Bengals), CB Terence Newman and LB DeMarcus Ware. All three players have made multiple Pro Bowls.

Zimmer earned a Super Bowl ring as secondary coach with the 1995 Cowboys team that defeated Pittsburgh in Super Bowl XXX. One of Zimmer's players, unheralded CB Larry Brown, won the game MVP award with a pair of interceptions.

Zimmer coached 15 years in the college ranks before joining the Cowboys, working at Missouri, Weber State and Washington State.

The 2009 season is Zimmer's 30th in coaching, and he has been a defensive coordinator for 20 of those campaigns.

Zimmer was born on June 5, 1956, in Peoria, Ill. He played QB and later LB at Illinois State. His father, Bill, made the Illinois Hall of Fame as a prep football and wrestling coach.

PLAYING AND COACHING HISTORY — 1974-76: Played QB and later LB at Illinois State. **1979-80:** Assistant coach (AC), Missouri. **1981-82:** AC, Weber State. **1983-88:** Defensive coordinator, Weber State. **1989-93:** Defensive coordinator, Washington State. **1994-99:** AC, Dallas Cowboys. **2000-06:** Defensive coordinator, Dallas Cowboys. **2007:** Defensive coordinator, Atlanta Falcons. **2008-present:** Defensive coordinator, Bengals.

BIG CROWDS AT PBS

The Bengals' 10 largest home crowds in franchise history have all come since 2005:

ATT.	DATE	OPP.	RESULT
1. 66,188	10-28-07	Pitt.	L, 13-24
2. 66,113	10-1-07	N.E.	L, 13-34
3. 66,104	10-23-05	Pitt.	L, 13-27
4. 66,093	9-10-07	Balt.	W, 27-20
5. 66,072	9-17-06	Cle.	W, 34-17

ATT.	DATE	OPP.	RESULT
6. 66,049	12-31-06	Pitt.	L, 17-23 (OT)
7. 66,035	10-1-06	N.E.	L, 13-38
8. 66,023	12-23-07	Cle.	W, 19-14
9. 65,995	11-20-05	Ind.	L, 37-45
10. 65,978	10-29-06	Atl.	L, 27-29

JIM ANDERSON — Running Backs



Jim Anderson is in his 26th year as Bengals running backs coach. He is the only Bengal to log even as many as 20 seasons as a position coach, coordinator and/or head coach. He has coached a long line of Bengals running backs to outstanding performances, with five earning spots in the Pro Bowl, and last season he guided a notable comeback season for Cedric Benson, a high first-round draft pick who had struggled to break through in three seasons with Chicago.

Benson was out of the NFL from June of 2008 until his Sept. 30 signing with Cincinnati. He went on claim the No. 1 HB role and lead the team in rushing yards (747) and yards from scrimmage (932). Benson briefly became an unrestricted free agent this past February, but chose to re-sign with Cincinnati.

A distant second behind Anderson in Bengals coaching tenure is Dick LeBeau, whose 18 seasons included 15 as an assistant, one year split between assistant and head coach, and two years as head coach.

Among current NFL position coaches, Anderson has the most years with his team. He took over that designation in 2007, following the retirement of Dick Hoak, who spent 35 seasons as running backs coach for the Steelers.

Anderson joined the Bengals in 1984, after 13 seasons as a college coach. He has worked under five Bengals head coaches — Sam Wyche, Dave Shula, Bruce Coslet, Dick LeBeau and Marvin Lewis.

Anderson has been the coach in charge of nearly every running back listed in the Bengals record book. His roster of Pro Bowl backs includes:

► James Brooks (played 1984-91, four Pro Bowls): Amassed 6447 yards with a stellar average of 4.8 yards per carry, and he was one of the best receiving RBs in NFL history, with 297 catches for 3012 yards as a Bengal.

► Harold Green (played 1990-95, one Pro Bowl): Ranks fifth in Bengals rushing yards (3727) and made the Pro Bowl after the '92 season with 1170 yards and a 4.4 avg.

► Corey Dillon (played 1997-2003, three Pro Bowls): Leads Bengals in all-time rushing yards (8061) and held one of the NFL's glamour records when he rushed for then-league best 278 yards vs. Denver in 2000.

► Lorenzo Neal (played 2001-02): Earned the first of his now three Pro Bowl berths in '02, as a blocking FB for Corey Dillon's 1311 rushing yards.

► Rudi Johnson (played 2001-07, one Pro Bowl): Johnson posted the two top rushing seasons in Bengals history (1458 and 1454 yards), and his 4221 yards over 2004-06 are the most by any Bengal in a three-year span.

Anderson is also one of the coaches behind the NFL's top team rushing performance in the last 58 years. On Oct. 22, 2000, when Corey Dillon rushed for 278 yards vs. Denver, the team gained 407 on the ground. It's the fifth-most rushing yards in NFL history and the most since 1950, when the N.Y. Giants gained 423 against Baltimore.

In addition, Anderson coached Ickey Woods, who was a league-wide sensation as a rookie in 1988 before having his career derailed by an '89 knee injury.

Anderson's coaching excellence was recognized following the 2001 season when he was interviewed for the Stanford University head coaching job. Anderson was on the Stanford coaching staff from 1980-83.

Anderson's troops won NFL rushing titles in 1988 and '89, and won the AFC rushing crown in '86. From 1986-90, the Bengals finished 2-4-1-1-5 in league rushing. Other NFL top-10 rushing finishes by the Bengals during Anderson's tenure include eighth in 1992, ninth in '97, tied for sixth in '99 and second in 2000.

Anderson was born March 27, 1948, in Harrisburg, Pa. He graduated from Cal Western with a degree in physical education, and has a lifetime teaching certificate in California. Jim and his wife, Marcia, have a son, Derek.

PLAYING AND COACHING HISTORY — 1967-69: Linebacker-defensive end at Cal Western (U.S. International). **1970-71:** Assistant coach (AC), Cal Western. **1972:** Defensive coordinator, Morse High School (San Diego). **1973:** AC, Scottsdale (Ariz.) Community College. **1974-75:** AC, Nevada-Las Vegas. **1976-79:** AC, Southern Methodist. **1980-83:** AC, Stanford. **1984-present:** AC, Bengals.

SIGISMONDO CIOFFI — Assistant Defensive Backs



Sigismondo "Louie" Cioffi is in his 13th season on the Bengals coaching staff. Since 2003, he has been assistant defensive backs coach, teaming with DBs coach Kevin Coyle to work with the largest position group on the team — the cornerbacks and safeties.

Cioffi (pronounced "CHO-fee") was defensive staff assistant for his first six Bengals campaigns. He is 35 years old as he enters the 2009 season, an age at which few

coaches have amassed his level of NFL experience.

Cioffi works most often with the safeties, and last season, he continued to help build the position group into one of the team's most promising.

Second-year pros Chinedum Ndukwe and Marvin White both had fine years despite battling injury problems. They have developed into hard hitters who can also handle coverage responsibilities. Also last year, the Bengals got high production from veteran S Chris Crocker, who signed as a free agent at midseason. Though he played significantly in only seven games, Crocker logged 48 tackles with 1.5 sacks, an interception, a forced fumble and six passes defended. Crocker became an unrestricted free agent after the '08 season, and chose to re-sign with Cincinnati.

Cioffi's work helped the Bengals finish the season ranked 12th in the NFL in fewest yards allowed (325.5 per game). It was the franchise's best ranking since 2001 (ninth). As the Bengals closed the season with a three-game win streak, opponents managed only 19 total points and averaged 227.3 yards per game.

The defense tied a pair of club records during the finishing stretch, holding foes scoreless for a stretch of seven consecutive quarters and allowing no touchdowns for nine consecutive quarters.

Cincinnati's interception total was down a bit last year, to 12, but from 2004-07, the Bengals' 89 interceptions were the most in the NFL. And Cincinnati defensive backs snagged 72 of that total. Cincinnati's total led the NFL by eight over the four-year span.

Cioffi is an expert in computer work, and in addition to his on-field duties with players, he handles much of the preparation work for the entire defense on the upcoming week's opponent.

Cioffi took on the job of Bengals defensive staff assistant in 1997 at age 23, and during the first three seasons of his Cincinnati career, he was the youngest full-time assistant coach in the NFL.

His association with the NFL dates even farther back. In 1993, he was a 20-year-old assistant to Bruce Coslet's coaching staff on the N.Y. Jets. His responsibilities then included assembling play books and running video printers on game days. Cioffi also worked with the Jets in 1994 in a similar role.

Cioffi was wide receivers coach at C.W. Post University in Brookville, N.Y. in 1995 and '96. The 1996 team won the ECAC Division II championship.

Coslet's first full year as Bengals head coach was 1997, and he brought Cioffi to Cincinnati in a Bengals staff reorganization. Cioffi later worked under Bengals head coach Dick LeBeau, and was involved in coaching linebackers while continuing with his game preparation responsibilities.

Cioffi was born Sept. 21, 1973, in Queens, N.Y. and attended college at SUNY-Stony Brook. His wife's name is Cindy. They have a daughter, Cecilia Elle, and a son, Sigismondo Connor.

COACHING HISTORY — 1993-94: Coaching assistant, New York Jets. **1995-96:** Assistant coach (AC), C.W. Post. **1997-present:** AC, Bengals.

KEVIN COYLE — Defensive Backs



Kevin Coyle returns for his ninth season on the Bengals coaching staff in 2009. He is in his seventh year as defensive backs coach, directing a unit that has emerged as one of the most promising on the team.

Under Coyle's direction last year, second-year CB Leon Hall and third-year CB Johnathan Joseph continued to develop on schedule after being acquired as first-round draft choices. At safety, Coyle has gotten similarly promising results from a pair of later-round draft picks, Marvin White (fourth round in 2007) and Chinedum Ndukwe (seventh round in '07). Also last season, the Bengals got immediate positive production from S Chris Crocker, a veteran signed as a free agent in midseason.

Coyle's work helped the Bengals finish 2008 ranked 12th in the NFL in fewest yards allowed (325.5 per game). It was the franchise's best ranking since 2001 (ninth). As the Bengals closed the season with a three-game win streak, opponents managed only 19 total points and averaged 227.3 yards per game.

The defense tied a pair of club records during the finishing stretch, holding foes scoreless for a stretch of seven consecutive quarters and allowing no touchdowns for nine consecutive quarters.

Over Coyle's six seasons as DBs coach, the Bengals rank third in the NFL in interceptions (115) and second in total takeaways (194). Of the 115 interceptions, 92 have been snagged by defensive backs.

In 2005, Coyle oversaw a 10-INT season by CB Deltha O'Neal, the highest individual total in Bengals history. O'Neal was voted to the Pro Bowl, and Bengals DBs

had 23 of Cincinnati's NFL-leading 31 INTs on the year.

This is Coyle's 32nd year in coaching. He spent his first two years with the Bengals (2001-02) as cornerbacks coach. He began coaching in 1978 as a graduate assistant at the University of Cincinnati. In his last 10 seasons before joining the Bengals, he was defensive coordinator and secondary coach at three Division I college programs — Syracuse, Maryland and Fresno State.

At Fresno State (1997-2000), Coyle's defenses produced three first-team All-Western Athletic Conference players in both '99 and '00, best in the league both years. In 1998, the FSU defense set a school-record low with only 23 touchdowns allowed.

At Maryland (1994-96), Coyle oversaw a dramatic improvement in the Terrapins' defense, steadily guiding a program that had struggled prior to his arrival to a final total defense ranking of No. 29 nationally in '96.

At Syracuse (1991-93), Coyle's '92 defense led the nation in interceptions (24) and set a school record for fewest rushing yards allowed (1007) in an 11-game season.

Coyle was at Holy Cross from 1982-90, first serving as outside linebackers coach before being promoted to defensive coordinator in '86. During his five years as coordinator, Holy Cross was the winningest Division I-AA team in the nation (49-5-1), with the Crusader defense ranked in the top 10 nationally in scoring defense four times. Coyle coached five All-Americans at Holy Cross.

Six players from Coyle's Fresno State defenses went on to play in the NFL, including three defensive backs. At Maryland, Coyle coached future NFL cornerbacks Chad Scott and Lewis Sanders. At Syracuse, he coached future NFL standout safety Donovan Darius.

Coyle has been active in the community, speaking to emotionally troubled patients at Cincinnati's Children's Hospital, as well as speaking at schools on behalf of the D.A.R.E. program. He also coordinates the annual Youth Coaches Clinic sponsored by the Marvin Lewis

Community Fund.

Coyle was born Jan. 14, 1956, in Staten Island, N.Y. He and his wife, Louise, have a daughter, Jenlain, age 16.

PLAYING AND COACHING HISTORY — 1974-75: Played DB at Massachusetts. **1978-79:** Graduate

assistant, Univ. of Cincinnati. **1980:** Coaching assistant, Arkansas. **1981:** Defensive coordinator, U.S. Merchant Marine Academy. **1982-85:** Assistant coach (AC), Holy Cross. **1986-90:** Defensive coordinator, Holy Cross. **1991-93:** Defensive coordinator, Syracuse. **1994-96:** Defensive coordinator, Maryland. **1997-2000:** Defensive coordinator, Fresno State. **2001-present:** AC, Bengals.

JEFF FITZGERALD — Linebackers



Jeff Fitzgerald, a 16-year veteran in NFL coaching, returns for his second season on the Bengals coaching staff in 2009. In his first year, the defense improved notably and the linebackers played a key role.

The Bengals finished the season ranked 12th in the NFL in fewest yards allowed (325.5 per game). It was the franchise's best ranking since 2001 (ninth). As the Bengals closed the season with a three-game win streak, opponents managed only 19 total points and averaged 227.3 yards per game.

The defense tied a pair of club records during the finishing stretch, holding foes scoreless for a stretch of seven consecutive quarters and allowing no touchdowns for nine consecutive quarters.

Under Fitzgerald's direction, ninth-year LB Dhani Jones posted a career-high 165 tackles. LB Brandon Johnson, who had no defensive stats over 2006-07 with Arizona, blossomed into an impact defender with 112 stops. And Rashad Jeanty, a third-year NFL player with pro experience in Canada, developed into a full-time starter, ranking fourth on the team with 97 tackles.

Together, the linebackers' play helped make up for the absence of top draft pick Keith Rivers, who started promisingly but missed more than half the year due to a jaw fracture. Rivers, back at full speed for 2009, ranked second on the team with 50 tackles through the seven games he played.

Fitzgerald directed Baltimore's talented LB corps from 2004-07, and in 2006, he became only the second LB coach in NFL history to have four of his players named to the Pro Bowl in the same season.

The four Ravens LBs named to the Pro Bowl for the 2006 season were Ray Lewis, Bart Scott, Terrell Suggs and Adalius Thomas. The only other LBs coach to have four of his players in the same Pro Bowl was New Orleans' Vic Fangio in 1992, with LBs Ricky Jackson, Vaughan Johnson, Sam Mills and Pat Swilling. In '06, Fitzgerald's

linebackers contributed to No. 1 league rankings for the Ravens in both points and yards allowed per game.

Fitzgerald quickly became known on the Bengals practice field for setting a fast tempo.

"I like to move around fast at practice," he says. "I like my players to move fast. I like a lot of energy."

Fitzgerald's birth date is April 18, 1960. He is a native of Burbank, Calif. He played LB at Oregon State and became a college coach in 1985 as a graduate assistant at the University of Cincinnati.

He joined the University of Alabama staff as a graduate assistant in 1986, and held that position while completing his master's degree through '87. In 1988, Alabama hired him full-time as inside linebackers coach, a position he held through the '89 season. He began his NFL career with Tampa Bay in 1990, spending four seasons during which he worked with defensive backs and special teams. Also at Tampa Bay, he worked in computer and video operations, two areas in which he has become known for his expertise.

Fitzgerald has also helped develop and coach the LB drills at the annual NFL Scouting Combine for the last 11 years.

A professionally trained race driver, Fitzgerald enjoys spending his time off instructing new drivers throughout the country with the Richard Petty Driving Experience (RPDE). He also has traveled widely, including Korea, Hong Kong, Australia, New Zealand, Fiji, Indonesia and throughout Europe.

PLAYING AND COACHING HISTORY —1980:

Played LB at Oregon State before suffering knee injury.

1981-83: Attended Cal State-Northridge (did not play football). **1981-84:** Assistant coach (AC) at John Burroughs High School (1981-82) and Burbank (Calif.) High School (83-84), while completing undergraduate studies at Cal State-Northridge. **1985:** Graduate AC, Univ. of Cincinnati. **1986-87:** Graduate AC, Univ. of Alabama. **1988-89:** AC, Alabama. **1990-93:** AC, Tampa Bay Buccaneers. **1994-97:** AC, San Diego State. **1998-99:** AC, Washington Redskins. **2000-03:** AC, Arizona Cardinals. **2004-07:** AC, Baltimore Ravens. **2008-present:** AC, Bengals.

DHANI'S MARGIN IS TOPS

Bengals MLB **Dhani Jones** not only won the team's 2008 tackling title, he won by a wider margin in his coaches' analysis than any previous player in the **Marvin Lewis** era.

With 165 stops on the season, Jones finished 53 ahead of second-place **Brandon Johnson** (112). For a full season under Lewis, the previous largest margin had been 46, from 2005, when LB **Odell Thurman** had 148 tackles and LB **Brian Simmons** had 102 stops.

PAUL GUENTHER – Asst. Special Teams/Asst. Linebackers



Paul Guenther is in his fifth season on the Bengals coaching staff in 2009, serving for the fourth straight year as assistant special teams/assistant linebackers coach.

The 2008 season was a productive one for the linebackers as the Bengals posted a No. 12

NFL defensive yardage ranking, the team's best since 2001. MLB Dhani Jones posted a career-high 165 tackles. LB Brandon Johnson, who had no defensive stats over 2006-07 with Arizona, blossomed into an impact defender with 112 stops. And Rashad Jeanty, a third-year NFL player with pro experience in Canada, developed into a full-time starter, ranking fourth on the team with 97 tackles.

Together, the linebackers' play helped make up for the absence of top draft pick Keith Rivers, who started promisingly but missed more than half the year due to a jaw fracture. Rivers, back at full speed for 2009, ranked second on the team with 50 tackles through the seven games he played.

The defense's No. 12 ranking was based on 325.5 yards allowed per game, and as the Bengals closed the season with a three-game win streak, opponents managed only 19 total points and averaged 227.3 yards per game.

The defense tied a pair of club records during the finishing stretch, holding foes scoreless for a stretch of seven consecutive quarters and allowing no touchdowns for nine consecutive quarters.

Guenther also worked with special teams coach Darrin Simmons in 2008 to help the kickoff and punt coverage units finish in the league's top half in average

yards allowed. Opponents were limited to 22.5 yards per kickoff return (ranked 13th) and 9.1 yards per punt return (ranked 14th).

Guenther (pronounced "GUN-thur") was offensive assistant on the Washington Redskins staff from 2002-03. Bengals head coach Marvin Lewis was one of his associates in 2002, serving as assistant head coach/defensive coordinator of the Redskins. Guenther's primary position assignment with the Redskins was running backs.

From 1997-2000, Guenther was head coach at Ursinus College, an NCAA Division III school in Collegeville, Pa. He was the youngest head coach in college football in '97, at age 25, and he led the team to the playoffs in '99 and 2000.

His 1999 team finished 10-2, advancing to the second round of the playoffs. The 10 wins was a school record, and the team broke nearly every offensive and defensive mark in the Ursinus record book.

Guenther began his coaching career from 1994-95 at Western Maryland. He was an assistant at Ursinus in 1996, moved to Jacksonville University as defensive coordinator in '97, and returned to Ursinus that same year.

Guenther was born Nov. 22, 1971. His hometown is Richboro, Pa. He played LB in college at Ursinus, setting a school career tackles record (355) while three times earning all-conference honors.

He received his undergraduate degree in communications from Ursinus in 1994, and a master's degree in sports administration from Western Maryland in '97.

PLAYING AND COACHING HISTORY—1990-93:

Played LB at Ursinus College. **1994-95:** Assistant coach (AC), Western Maryland. **1996:** AC, Ursinus. **1997:** Defensive coordinator, Jacksonville Univ. **1997-2001:** Head coach, Ursinus. **2002-03:** AC, Washington Redskins. **2005-present:** AC, Bengals.

JAY HAYES — Defensive Line



Jay Hayes, a 21-year veteran of major college and NFL coaching, is in his seventh season as Bengals defensive line coach. He helped direct the Bengals last season to a No. 12 NFL finish in fewest yards allowed — the team's best rank since 2001 — and he

oversees a line group that has several players showing potential for breakout seasons.

Though triple-digit tackle totals are rare for interior linemen, DT Domata Peko logged 108 stops last year in only his third pro season. Another tackle, rookie Pat Sims, showed continuous improvement through the season and started six of the last seven games.

At defensive end, the Bengals suffered last year with starters Robert Geathers and Antwan Odom both missing

significant time due to injuries. But they are expected back at full speed for 2009, and in their absence last year, fourth-year pro Jonathan Fanene had by far his best season.

The defense's No. 12 ranking was based on 325.5 yards allowed per game, and as the Bengals closed the season with a three-game win streak, opponents managed only 19 total points and averaged 227.3 yards per game.

The defense tied a pair of club records during the finishing stretch, holding foes scoreless for a stretch of seven consecutive quarters and allowing no touchdowns for nine consecutive quarters.

Hayes works with various options of line combinations, as game situations dictate.

"It's my job to pick somebody to get a spark, so we can have the chemistry and keep it running hot," Hayes says. "We want to keep getting after people and not let them find room to breathe. If we can continue doing that, we can be successful."

Hayes came to the Bengals from the Minnesota Vi-

kings, where he was special teams coach in 2002. The '02 Vikings tied for fifth in the NFL in punt coverage.

Hayes was special teams coach for the Pittsburgh Steelers from 1999-2001. In 1999, under Hayes' direction, Steelers rookie kicker Kris Brown set an NFL record for most consecutive field goals made to start a career (13).

Before entering the NFL coaching ranks with the Steelers, Hayes coached 11 years at the major college level — at Notre Dame, California and Wisconsin.

He began his coaching career in 1988 as a graduate assistant at Notre Dame, and for the next three seasons, he coached outside linebackers and special teams for the Irish. He moved to California as outside linebackers coach in 1992, and he also held that job in '93 before adding special teams responsibilities in '94.

Hayes' last college assignment before entering the NFL was from 1995-98 at Wisconsin, where he was outside linebackers and special teams coach. Hayes' Badgers were consistently among the top special teams

units in the Big Ten.

Hayes played DE at the University of Idaho and earned all-conference honors in 1980 and '81. He spent some time in NFL camps before moving on to play in the USFL, for the Michigan Panthers in 1984 and the Memphis Showboats in '85.

Hayes' younger brother, Jonathan, is Bengals tight ends coach.

Hayes was born March 3, 1960 in Pittsburgh, and attended South Fayette High School. He and his wife have three children.

PLAYING AND COACHING HISTORY — 1978-

81: Played def. end at Univ. of Idaho. **1984:** Def. end, Michigan Panthers (USFL). **1985:** Def. end, Memphis Showboats (USFL). **1988-91:** Assistant coach (AC), Notre Dame. **1992-94:** AC, California. **1995-98:** AC, Wisconsin. **1999-2001:** AC, Pittsburgh Steelers. **2002:** AC, Minnesota Vikings. **2003-present:** AC, Bengals.

JONATHAN HAYES — Tight Ends



Jonathan Hayes, an NFL tight end for 12 seasons, returns for his seventh season as Bengals tight ends coach in 2009.

Hayes has helped work starting TE Reggie Kelly into a role as one of the most important overall performers on the

Bengals' offense. Bengals QB Carson Palmer has called Kelly "the best teammate I've ever had in football."

Twice in the past four seasons, Kelly's blocking has helped Cincinnati set a club record for fewest sacks allowed. The record of 21 that was set in 2005 was re-written in '07 with 17. Kelly is also a fearsome run blocker. He has helped backs set career highs in each of the last two years (Kenny Watson with 763 yards in 2007 and Cedric Benson with 747 in '08). And over the 2004-06 campaigns, Kelly helped Rudi Johnson amass 4221 rushing yards and 36 rushing TDs, both figures standing as the most ever by a Bengal in a three-year span.

Last season, Kelly finished third on the team with 31 receptions, his high as a Bengal, and he was fourth in receiving yards (207).

In 2009, Hayes will also look to get a full season's production from Ben Utecht. A skilled receiver obtained for 2008 as a restricted free agent from Indianapolis, Utecht was limited by injuries to 10 games played and six starts.

Though Utecht offers unusual receiving potential, Hayes has worked with all his tight ends to augment a Bengals passing game which has been dominated over the years by the wide receivers. It's a formula that fits head coach Marvin Lewis' expectations.

"There is only one football," says Lewis, "and the fact is, when you see teams with big receiving numbers for

their tight ends, they are probably not able to get the ball to the wideouts like we have. One reason our wideouts produce as they do is because our tight ends are out there doing their jobs in areas the fans may not see."

Prior to joining the Bengals, Hayes spent four years (1999-2002) at the University of Oklahoma as tight ends coach and special teams coordinator. He helped the Sooners to a four-year record of 44-9, including a 13-0 mark in 2000 for the NCAA championship.

Under Hayes' tutelage, tight end Trent Smith finished his Oklahoma career in 2002 as the school's No. 2 all-time receiver, with 148 catches. Also in 2002, Sooners special teams blocked seven kicks and had three punt returns for TDs.

Hayes began his NFL playing career in 1985 as a second-round draft pick out of Iowa with the Kansas City Chiefs. He played for the Chiefs through 1993, serving as a team captain, and closed his NFL career with three seasons in Pittsburgh ('94-96). He had 153 career receptions for 1718 yards with 13 TDs.

Hayes saw action in 184 NFL games with 122 starts, and he played all 16 games in each of his final six seasons. He played in three AFC Championship games and a Super Bowl (for Pittsburgh vs. Dallas in SB XXX).

At the University of Iowa, he earned first-team All-America honors as a senior TE and was a team captain. In 1986, he completed work at Iowa on a degree in general studies.

Hayes' older brother, Jay, is Bengals defensive line coach.

Hayes' hometown is South Fayette, Pa. He attended South Fayette High School. He and his wife have four children.

PLAYING AND COACHING HISTORY — 1981-

84: Played linebacker and tight end at Iowa. **1985-93:** NFL tight end, Kansas City Chiefs. **1994-96:** NFL tight end, Pittsburgh Steelers. **1999-2002:** Assistant coach (AC), Univ. of Oklahoma. **2003-present:** AC, Bengals.

CHIP MORTON — Strength & Conditioning



Chip Morton is in his seventh season as Bengals strength and conditioning coach, following six seasons during which his program has been considered a cornerstone in the physical development of the team.

Morton and his staff are responsible for the design and implementation of a comprehensive and progressive year-round training program. Each year, they evaluate their program, make adjustments and introduce new ideas and technology into the training plan for the team. The core of the program is a solid foundation of traditional training principles, with an emphasis on effort and accountability.

"Under Chip's direction, our strength and conditioning program remains on the cutting edge of training techniques and philosophy," says head coach Marvin Lewis. "I am very pleased with the outcome, using this program to both improve our players' football performances and to increase their resistance to injuries."

Morton was a coaching colleague of Lewis with the Baltimore Ravens from 1999-2001, serving as Ravens assistant strength and conditioning coach, and he was with Lewis in '02 at Washington, serving as head strength and conditioning coach for the Redskins.

Morton is in his 18th NFL season, having also served as strength and conditioning assistant at San Diego from 1992-94 and as head strength and conditioning coach at

Carolina from '95-98.

Morton has coached with two Super Bowl teams, the 1994 Chargers and the 2000 World Champion Ravens. He started his career in the collegiate ranks, serving as assistant strength coach at Ohio State (1985-86) while completing his master's degree in physical education. He moved to Penn State in 1987 as the first-ever full-time strength and conditioning assistant for the Nittany Lions football team. He also worked with 14 other men's and women's sports during his five years (1987-91) at Penn State.

Morton's hometown is Hamden, Conn. He graduated from the University of North Carolina in 1985 with a degree in zoology, and he earned a varsity letter in swimming.

Continuing education has always been a hallmark of Morton's coaching career. He has been a Certified Strength & Conditioning Specialist (C.S.C.S.) through the National Strength & Conditioning Association since 1990. In 2006, he became the first NFL strength coach to receive his Russian Kettlebell Instructor's Certification (RKC), and in '08, he and Bengals associate strength and conditioning coach Ray Oliver were certified as Level I coaches in the Battling Ropes training system.

Chip is married, and he and his wife have seven children.

COACHING HISTORY — 1985-86: Assistant strength and conditioning (S/C) coach, Ohio State. **1987-91:** Assistant S/C coach, Penn State. **1992-94:** Assistant S/C coach, San Diego Chargers. **1995-98:** Head S/C coach, Carolina Panthers. **1999-2001:** Assistant S/C coach, Baltimore Ravens. **2002:** Head S/C coach, Washington Redskins. **2003-present:** Head S/C coach, Bengals.

RAY OLIVER — Associate Strength & Conditioning



Ray Oliver is in his sixth season on the Bengals coaching staff, and 2009 marks his 25th year of professional involvement in pro and college sports.

In 2004, Oliver became an integral part of a program that has been considered a major factor

in the team's improved performance during the head coaching tenure of Marvin Lewis. The program has provided a noticeable upgrade in structure and technology for Bengals players, including an offseason regimen that is considerably more detailed than it was in previous years.

"Ray has brought a wealth of knowledge to our efforts," says Chip Morton, Bengals head strength and conditioning coach. "He's a great asset as we continue to develop and improve what we're doing."

A Cincinnati native, the 47-year-old Oliver adds a longtime passion for the Bengals to his expertise in his field.

"I grew up from age seven living and dying with the Bengals every Sunday," he says. "To come back and be a part of this team is something I couldn't be happier about."

Oliver came to the Bengals after three years as Director of Performance Enhancement for the University of Memphis basketball program. His resume includes prior experience as a strength and conditioning coach in the NFL (Tampa Bay, 1992) and in the NBA (New Jersey Nets, '96-97), and he was aided in gaining his Bengals assignment by his participation in 2002-03 with the Carolina Panthers in the NFL's minority intern coaching program.

He attended Withrow and Taft high schools in Cincinnati, and went on to play football at Ohio State (defensive back in 1980-81). He transferred to the University of Cincinnati in 1982, and while sitting out the '82 season under transfer rules, he became interested in strength training under UC head football coach Mike Gottfried.

When Gottfried moved to Kansas University in 1983, Oliver decided to end his football playing career. He followed Gottfried to KU as a transfer student and volunteer coach, and earned his bachelor's degree from Kansas in 1986.

Oliver worked in strength and conditioning at the University of Pittsburgh in the mid-1980s, and during that time he also worked a Bengals training camp and several Bengals minicamps as a volunteer strength and conditioning assistant.

Oliver has a long association with University of Kentucky basketball coach John Calipari, having worked with Calipari previously at the University of Memphis, the University of Kansas, the University of Pittsburgh and with the New Jersey Nets. Oliver also worked under coach Rick Pitino at the University of Kentucky from 1989-92. During that period, he was also the strength and conditioning coach for the United States Ski Jump team.

Oliver spent his 1992 NFL season at Tampa Bay under head coach Sam Wyche, the former Bengals head coach.

Oliver's work with NFL athletes also includes the years 1997-99, when he was involved in programs for

35 NFL players while working for the Synergy company in Columbia, S.C.

Ray is married. He and his wife have two children.

PLAYING AND COACHING HISTORY — 1980-81: Played defensive back at Ohio State. **1983-84:** Student assistant strength coach, Univ. of Kansas. **1985:** Assistant strength and conditioning (S/C) coach, Univ. of Pittsburgh basketball. **1986-88:** Head basketball strength coach and head football conditioning coach, Univ. of Pittsburgh. **1988-91:** Head S/C coach, Univ. of Kentucky basketball. **1992:** Head S/C coach, Tampa Bay Buccaneers. **1993-95:** Head S/C coach, Univ. of South Carolina. **1996-97:** Head S/C coach, New Jersey Nets (NBA). **2001-03:** Director of performance enhancement, Univ. of Memphis basketball. **2004-2007:** Assistant S/C coach, Bengals. **2008-present:** Associate S/C coach, Bengals.

MIKE SHEPPARD — Wide Receivers



Mike Sheppard, a 16-year veteran in NFL coaching, is in his third season as Bengals wide receivers coach. His resume includes two head coaching positions in college (Long Beach State and New Mexico), as well as NFL offensive coordinator's duties at San Diego (1997-98),

Buffalo (2001) and New Orleans ('05).

"Mike brings us a wealth of experience as a position coach over wide receivers and quarterbacks, as well as his experience as a coordinator," says Bengals head coach Marvin Lewis. "I've coached alongside Mike in the NFL, and I coached under him in college. We know each other very well and it has been great to be back together with him."

Sheppard will bring his expertise to a new set of challenges in 2009. T.J. Houshmandzadeh ranked third in the NFL in catches (204) over Sheppard's first two seasons, but Houshmandzadeh has left the team in free agency, replaced by free agent signee Laveranues Coles. Meanwhile, Chad Ochocinco will be looking for a comeback year in '09. He dipped from a club-record 1440 receiving yards in 2007 to 540 in '08, a season in which he played with an injured shoulder and mostly without Pro Bowl QB Carson Palmer.

Also in '09, Sheppard will work for breakout years from Jerome Simpson and Andre Caldwell, Bengals' second and third-round draft choices in 2008.

Sheppard was with the New Orleans Saints for his last four seasons in the NFL (2002-05) before joining the Bengals. As quarterbacks coach his first three years with the Saints, he worked to develop Aaron Brooks, who threw for 72 touchdowns and only 39 interceptions during those three seasons. Sheppard was promoted to offensive coordinator for 2005, the last season for head coach Jim Haslett.

Sheppard and Lewis were coaching colleagues in 1996 with the Baltimore Ravens. Sheppard was WRs coach and Lewis was defensive coordinator. Sheppard had his first

NFL experience as a play-caller that season, as he was given the duty by head coach Ted Marchibroda, and the Ravens offense finished third in the NFL in net yards, as well as second in passing yards.

The Lewis-Sheppard association dates back more than 20 years. In 1985, Sheppard was head coach at Long Beach State and hired Lewis as linebackers coach. Lewis moved with Sheppard to New Mexico in 1987, and Lewis stayed through '89 before leaving for the University of Pittsburgh.

Sheppard entered the NFL in 1993 as tight ends coach with the Cleveland Browns, and was Browns wide receivers coach in 1994-95. After his 1996 season in Baltimore, he was offensive coordinator for San Diego (1997-98), QBs coach for Seattle (1999-2000) and offensive coordinator for Buffalo (2001). Sheppard was former Bengal QB Jon Kitna's position coach in 1999, when Kitna led the Seahawks to the AFC West title.

A native of Tulsa, Okla., Sheppard played WR at Cal Lutheran (1969-72), and he began a 19-year stint in college coaching at Cal Lutheran in '74. He holds a bachelor's degree from Cal Lutheran and a master's degree from Brigham Young.

Sheppard's birth date is Oct. 29, 1951. He and his wife, Cathie, have four children — Chrissi, Brian, Shelby and Macall — and two grandchildren, Christian and Samantha.

PLAYING AND COACHING HISTORY — 1969-72: Played wide receiver at Cal Lutheran. **1974-76:** Assistant coach (AC), Cal Lutheran. **1977-78:** Graduate assistant, Brigham Young. **1979:** Offensive coordinator, U.S. International. **1980-81:** AC, Idaho State. **1982:** AC, Long Beach State. **1983:** Offensive coordinator, Kansas. **1984-86:** Head coach, Long Beach State. **1987-91:** Head coach, New Mexico. **1992:** Offensive coordinator, California. **1993-95:** AC, Cleveland Browns. **1996:** AC, Baltimore Ravens. **1997-98:** Offensive coordinator, San Diego Chargers. **1999-2000:** AC, Seattle Seahawks. **2001:** Offensive coordinator, Buffalo Bills. **2002-04:** AC, New Orleans Saints. **2005:** Offensive coordinator, New Orleans Saints. **2007-present:** AC, Bengals.

DARRIN SIMMONS — Special Teams



Darrin Simmons is in his seventh season as Bengals special teams coach. He has coached the full Bengals career of record-setting place kicker Shayne Graham and directed consistently effective kick coverage teams.

Simmons has been on the job for all six of kicker Graham's Bengals seasons. During that span, Graham has raised his career FG accuracy to 85.64 percent, fourth-best all-time in the NFL. Graham saw brief NFL action for Buffalo and Carolina before joining the Bengals, and his Cincinnati-only FG percentage is a club-record 87.50, nearly two points higher than his league career mark.

Graham holds numerous other Bengals records, including season FG percentage (91.2), points (131) and field goals (31) in a season, field goals in a game (seven) and consecutive FGs made (21).

Simmons' kick coverage units both ranked in the NFL's top half last season. Opponents were limited to 22.5 yards per kickoff return (ranked 13th) and 9.1 yards per punt return (ranked 14th). In 2006, Simmons added an NFL statistics title to his resume when the Bengals led the league in punt coverage, allowing only 5.6 yards per return.

Simmons' Bengals special teams have also shown a nose for the ball, forcing 17 fumbles in his previous six seasons. That's nearly three times the total (six) for the six seasons prior to his tenure.

Simmons works extensively in the punting game to avoid touchbacks and pin the opposition deep in its territory. He has a new talent to work with in 2009, as the Bengals invested a fifth-round draft choice in former University of Cincinnati standout Kevin Huber. Last season, Bengals punter Kyle Larson had only three touchbacks while launching 28 punts that forced opponents to start possession inside their 20-yard line. Larson's plus-25 differential

(28-3) tied for second in the NFL and tied for first in the AFC. For his Bengals career, Larson had a differential of plus-77 (109 inside-20s and 32 touchbacks).

Simmons entered the NFL in 1998 on the same Baltimore Ravens staff as Bengals head coach Marvin Lewis, who was Ravens defensive coordinator at the time. Simmons was assistant special teams coach and assistant strength and conditioning coach for the Ravens, and he held that same role for the Carolina Panthers from 1999-2002. He joined the Bengals in 2003.

A former college punter himself, Simmons played an integral role at Carolina in the development of Todd Sauerbrun as one of the NFL's top punters of the time. Simmons coached his first league-leading coverage unit in '02, as the Panthers held foes to an NFL-best 18.5 yards per KOR.

Simmons began his coaching career as a graduate assistant at Kansas University in 1996. He moved to the University of Minnesota in 1997.

Simmons punted in college for Kansas from 1993-95, earning All-Big Eight honors his final year. As a senior, he helped the Jayhawks to a top-10 national ranking and to an Aloha Bowl victory over UCLA. Also as a Kansas senior, he won honors as an academic All-American.

Prior to playing for Kansas, Simmons was a punter and QB for Dodge City (Kan.) Community College. In 1992 at Dodge City, he led the nation's junior colleges in punting and was a first-team JUCO All-American.

Simmons earned a degree in sports management from Kansas in 1996.

Born April 9, 1973, in Elkhart, Kan., he graduated from Elkhart High School. He and his wife, Rhonda, have a daughter and two sons.

PLAYING AND COACHING HISTORY — 1991-92: Played quarterback and punter at Dodge City (Kan.) Community College. **1993-95:** Punter, University of Kansas. **1996:** Graduate assistant coach, Kansas. **1997:** Assistant coach (AC), University of Minnesota. **1998:** AC, Baltimore Ravens. **1999-2002:** AC, Carolina Panthers. **2003-present:** AC, Bengals.

BOB SURACE — Assistant Offensive Line



Bob Surace is in his eighth season on the Bengals coaching staff, and in his sixth year as assistant offensive line coach.

Surace (pronounced "suh-RACE") was offensive staff assistant in his first two Bengals seasons, and in addition to his work

with the line, he continues to play a key role in the entire offensive staff's game preparation.

Working closely with assistant head coach/offensive line coach Paul Alexander, Surace has helped mold a line that has led the way in rewriting the franchise record for

fewest sacks allowed in two of the last four years.

The Bengals set a record low of 21 in 2005, during the team's AFC North title run, and two years later the bar was re-set at 17. The total led the AFC and ranked second in the NFL.

Last season was a tough one overall for the Cincinnati offense, which struggled to recover from the loss of Pro Bowl QB Carson Palmer for 12 games due to injury. But the club rallied to finish the season on a three-game win streak, and instrumental in the strong finish was the coaching staff's work with a line that was markedly short of experience.

Due to injuries, the Bengals played their last six games with rookie Anthony Collins at LOT and first-year player Nate Livings at LG. Collins had seen action for only a handful of plays when he was called on to start, and Livings

had seen no game action at all. But the Bengals averaged 167 rushing yards over the final three games while allowing only three sacks. In the season finale against Kansas City, when Cincinnati rushed for a season-high 204 yards, another player with virtually no experience was in the starting lineup, as first-year player Dennis Roland was pressed into service due to injuries at the ROT spot.

Prior to joining the Bengals, Surace was a championship-level head coach in the NCAA Division III ranks. At Western Connecticut State University in 2000-01, his teams posted an 18-3 overall record. In 2001, WCSU advanced to the second round of the NCAA Division III Championships and won the Freedom Football Conference title. In 2000, the Colonials won the Northeast Championship ECAC playoff game. In both of Surace's seasons, the team ranked in the top 25 nationally in the American Football Coaches Association poll.

Surace grew up in a coaching family. His father, Tony, was head coach for his high school football and baseball teams in Millville, N.J. Surace went on to earn All-Ivy League

football honors as a center at Princeton University.

Surace began his coaching career in 1990 as running backs coach at Springfield (Mass.) College, where he also earned a master's degree in sports management in 1992.

In 1994, when the Canadian Football League fielded teams in the U.S., Surace was with the Shreveport Pirates. He was the assistant to head coach and general manager Forrest Gregg, the former Bengals coach who guided Cincinnati to Super Bowl XVI.

Surace was born April 25, 1968 in Harrisburg, Pa. His wife, Lisa, holds a Ph.D. in psychology and practices in Cincinnati. They have a daughter, Alison, and a son, A.J.

PLAYING AND COACHING HISTORY — 1987-89: Played center at Princeton. **1990-91:** Assistant coach (AC), Springfield (Mass.) College. **1992-93:** AC, Maine Maritime Academy. **1994:** AC, Shreveport Pirates (CFL). **1995:** AC, Rensselaer Polytechnic Institute. **1996-99:** AC, Western Connecticut State. **2000-01:** Head coach, Western Connecticut State. **2002-present:** AC, Bengals.

KEN ZAMPESE — Quarterbacks



Ken Zampese is in his seventh season as Bengals quarterbacks coach. He has guided the development of Carson Palmer into one of the NFL's elite passers and team leaders.

Palmer's 2008 season was a virtual washout, as he missed 12 games with an elbow injury, but he is fully recovered as the team heads for '09 training camp. Palmer reset two of his own Bengals season records in 2007, and his premier statistical accomplishment that season was joining the list of five NFL passers to have reached 100 TD throws most quickly. Palmer notched his 100th TD pass in only his 59th game, on Dec. 15, 2007 at San Francisco.

The top four passes in this category would make a good start on a passer's hall of fame. They are Dan Marino (44 games), Kurt Warner (50), Johnny Unitas (53) and Peyton Manning (56). Palmer took the "fifth-fastest" designation from Brett Favre and Daunte Culpepper, who each threw for 100 touchdowns in their first 62 games.

Meanwhile under Zampese's direction, Palmer has claimed numerous Bengals records, including career passer rating (88.9) and season marks for completions (373), yards (4131) and touchdown passes (32).

Zampese and his star pupil overcame a significant challenge in 2006, as Palmer had to come back from a serious knee injury that had ended his 2005 season during the playoffs. Palmer succeeded fully, earning his second straight Pro Bowl berth. He won Most Valuable Player honors in the Pro Bowl, leading a 31-28 AFC victory.

In 2003, his first season with the Bengals, Zampese had success with a veteran starting quarterback in Jon Kitna. The '03 campaign saw Kitna post career highs — at that point — in completions (324), passing yards (3591), TD passes (26), completion percentage (62.3) and rating (87.4).

Zampese (pronounced "zam-PEE-zee") came to the

Bengals following three seasons (2000-02) in St. Louis, in which he had an expanding role with a passing offense that ranked among the NFL's most prolific.

Zampese joined the Rams in 2000 as an offensive assistant. He was promoted to wide receivers coach in 2001, and the Rams led the league in passing yards for a second straight year, averaging 291.4. In 2002, he added the title of passing game coach, and the Rams finished second in the league at 259.6 yards per game.


Zampese began his NFL career in 1998 as an offensive assistant with the Philadelphia Eagles under head coach Ray Rhodes. He moved with Rhodes to Green Bay in 1999 before beginning his stint with the Rams.

Prior to entering the NFL, Zampese coached for nine years in college. He had one Cincinnati-area assignment, as passing game coordinator and quarterbacks coach in 1996-97 at Miami (Ohio). In 1997, Miami averaged 37.4 points per game.

Zampese played wide receiver and kick returner at the University of San Diego from 1985-88. He was Special Teams Player of the Year as a senior. He earned an undergraduate degree in business from San Diego, and later received a master's degree in adult education from Southern California.

Zampese was born July 19, 1967, in Santa Maria, Calif. He and his wife have two children. Ken's father, Ernie Zampese, was a longtime NFL offensive coordinator who coached on a Super Bowl winner with the 1995 Cowboys, and also coached for the Chargers, Rams and Patriots.

PLAYING AND COACHING HISTORY — 1985-88: Played wide receiver, kickoff returner and punt returner at University of San Diego. **1989:** Assistant coach (AC), University of San Diego. **1990-91:** AC, Southern California. **1992-94:** AC, Northern Arizona. **1995:** Offensive coordinator, Northern Arizona. **1996-97:** AC, Miami (Ohio). **1998:** AC, Philadelphia Eagles. **1999:** AC, Green Bay Packers. **2000-02:** AC, St. Louis Rams. **2003-present:** AC, Bengals.

A full-page action shot of Cedric Benson, a running back for the Cincinnati Bengals. He is wearing his orange and black uniform with the number 32, a Riddell helmet, and is running with the football in his right hand. The background is a blurred stadium.

Cedric Benson

Photo by Andy Lyons/Getty Images

THE PLAYERS

BENGALS ROSTER — VETERANS

(As of July 5, 2009)

NO	NAME	POS	HT	WT	BORN	EXP	COLLEGE	HOMETOWN	HOW ACQ
32	Benson, Cedric.....	HB	5-11	225	12-28-82	5	Texas	Midland, Texas	FA'08
56	Blackstock, Darryl.....	LB	6-3	240	5-30-83	5	Virginia	Newport News, Va.	FA'08
87	Caldwell, Andre.....	WR	6-0	200	4-15-85	2	Florida	Tampa, Fla.	D3'08
21	Castille, Simeon.....	CB	6-0	190	10-12-85	2	Alabama	Birmingham, Ala.	CFA'08
83	Chatman, Antonio.....	WR	5-8	185	2-12-79	7	Cincinnati	Los Angeles, Calif.	FA'06
86	Coats, Daniel.....	TE	6-3	264	4-16-84	3	Brigham Young	Layton, Utah	CFA'07
11	Coles, Laveranues.....	WR	5-11	200	12-29-77	10	Florida State	Jacksonville, Fla.	UFA(NYJ)'09
73	Collins, Anthony.....	OT	6-5	315	11-2-85	2	Kansas	Beaumont, Texas	D4'08
64	Cook, Kyle.....	C	6-3	312	7-25-83	2	Michigan State	Macomb, Mich.	FA'07
42	Crocker, Chris.....	S	5-11	200	3-9-80	7	Marshall	Chesapeake, Va.	FA'08
60	Crummey, Andrew.....	G	6-5	301	10-22-84	2	Maryland	Van Wert, Ohio	PS(Wash.)'08
27	Dorsey, DeDe.....	HB	5-11	210	8-1-84	4	Lindenwood	Broken Arrow, Okla.	FA'07
68	Fanene, Jonathan.....	DE	6-4	292	3-19-82	5	Utah	Pago Pago (American Samoa)	D7'05
91	Geathers, Robert.....	DE	6-3	280	8-11-83	6	Georgia	Georgetown, S.C.	D4'04
17	Graham, Shayne.....	K	6-0	205	12-9-77	9	Virginia Tech	Dublin, Va.	W(Car.)'03
29	Hall, Leon.....	CB	5-11	199	12-9-84	3	Michigan	Vista, Calif.	D1'07
96	Harrington, Chris.....	DE	6-5	260	1-19-85	1	Texas A&M	Houston, Texas	PS(Ariz.)'08
34	Hebert, Kyries.....	S	6-3	220	10-9-80	2	Louisiana-Lafayette	Lafayette, La.	FA'08
15	Henry, Chris.....	WR	6-4	200	5-17-83	5	West Virginia	Belle Chasse, La.	FA'08
52	Hodge, Abdul.....	LB	6-0	240	9-9-82	4	Iowa	Lauderdale Lakes, Fla.	FA'08
53	Jeanty, Rashad.....	LB	6-2	247	4-17-83	4	Central Florida	Miami, Fla.	FA'06
59	Johnson, Brandon.....	LB	6-5	243	4-5-83	4	Louisville	Birmingham, Ala.	FA'08
39	Johnson, James.....	HB	5-11	205	9-6-84	1	Kansas State	Port Arthur, Texas	CFA'08
23	Johnson, Jeremi.....	FB	5-11	275	9-4-80	7	Western Kentucky	Louisville, Ky.	FA'09
99	Johnson, Tank.....	DT	6-3	305	12-7-81	6	Washington	Tempe, Ariz.	UFA(Dall.)'09
20	Jones, David.....	CB	6-0	196	9-19-85	3	Wingate	Greenville, S.C.	W(N.O.)'07
57	Jones, Dhani.....	LB	6-1	240	2-22-78	10	Michigan	Potomac, Md.	FA'07
22	Joseph, Johnathan.....	CB	5-11	193	4-16-84	4	South Carolina	Rock Hill, S.C.	D1'06
82	Kelly, Reggie.....	TE	6-4	256	2-22-77	11	Mississippi State	Aberdeen, Miss.	UFA(Atl.)'03
75	Kooistra, Scott.....	G	6-6	335	10-14-80	7	North Carolina State	Cary, N.C.	D7a'03
40	Leonard, Brian.....	HB	6-1	230	2-3-84	3	Rutgers	Gouverneur, N.Y.	T(SIL.)'09
62	Livingston, Nate.....	G	6-5	330	3-16-82	2	Louisiana State	Lake Charles, La.	CFA'06
47	Lynch, Corey.....	S	6-0	206	5-7-85	2	Appalachian State	Cape Coral, Fla.	D6a'08
66	Mathis, Evan.....	G	6-5	295	11-1-81	5	Alabama	Homewood, Ala.	FA'08
51	Maxwell, Jim.....	LB	6-4	240	8-8-81	5	Gardner-Webb	Johnsenville, S.C.	FA'08
41	Ndukwe, Chinedum.....	S	6-2	224	3-4-85	3	Notre Dame	Powell, Ohio	D7b'07
85	Ochocinco, Chad.....	WR	6-1	192	1-9-78	9	Oregon State	Miami, Fla.	D2'01
98	Odum, Antwan.....	DE	6-5	280	9-24-81	6	Alabama	Bayou La Batre, Ala.	UFA(Tenn.)'08
4	O'Sullivan, J.T.....	QB	6-2	230	8-25-79	7	California, Davis	Burbank, Calif.	UFA(S.F.)'09
9	Palmer, Carson.....	QB	6-5	235	12-27-79	7	Southern California	Mission Viejo, Calif.	D1'03
5	Palmer, Jordan.....	QB	6-5	235	5-30-84	2	Texas-El Paso	Mission Viejo, Calif.	FA'08
94	Peko, Domata.....	DT	6-3	318	11-27-84	4	Michigan State	Pago Pago (American Samoa)	D4'06
24	Pope, Geoffrey.....	CB	6-0	186	6-21-84	2	Howard	Detroit, Mich.	FA'08
14	Purify, Maurice.....	WR	6-3	226	1-17-86	1	Nebraska	Eureka, Calif.	CFA'08
55	Rivers, Keith.....	LB	6-2	240	5-5-86	2	Southern California	Lake Mary, Fla.	D1'08
74	Roland, Dennis.....	OT	6-9	325	3-10-83	2	Georgia	Bolivar, Mo.	FA'08
92	Rucker, Frostee.....	DE	6-3	285	9-14-83	4	Southern California	Tustin, Calif.	D3'06
38	Runnels, J.D.....	FB	5-11	248	6-19-84	3	Oklahoma	Midwest City, Okla.	FA'08
48	St. Louis, Brad.....	LS/TE	6-3	243	8-19-76	10	Southwest Missouri State	Belton, Mo.	D7'00
65	Santucci, Dan.....	C	6-4	304	9-6-83	3	Notre Dame	Harwood Heights, Ill.	PS(Ind.)'07
97	Shirley, Jason.....	DT	6-5	338	9-30-85	2	Fresno State	Fontana, Calif.	D5'08
89	Simpson, Jerome.....	WR	6-2	195	2-4-86	2	Coastal Carolina	Reidsville, N.C.	D2'08
90	Sims, Pat.....	DT	6-2	325	11-29-85	2	Auburn	Fort Lauderdale, Fla.	D3a'08
81	Utecht, Ben.....	TE	6-6	245	6-30-81	5	Minnesota	Hastings, Minn.	RFA(Ind.)'08
23	Watson, Kenny.....	HB	6-0	220	3-13-78	8	Penn State	Harrisburg, Pa.	FA'03
36	White, Marvin.....	S	6-1	205	12-5-83	3	Texas Christian	Port Barre, La.	D4'07
77	Whitworth, Andrew.....	OT	6-7	335	12-12-81	4	Louisiana State	West Monroe, La.	D2'06
63	Williams, Bobbie.....	G	6-4	345	9-25-76	10	Arkansas	Jefferson, Texas	UFA(Phil.)'04
31	Williams, Roy.....	S	6-0	222	8-14-80	8	Oklahoma	Union City, Calif.	FA'09

BENGALS ROSTER — ROOKIES

(As of July 5, 2009)

NO	NAME	POS	HT	WT	BORN	COLLEGE	HOMETOWN	HOW ACO
84	Brown, Freddie	WR	6-4	210	6-24-86	Utah	La Verne, Calif.	D7c'09
80	Coffman, Chase	TE	6-6	257	11-10-86	Missouri	Peculiar, Mo.	D3b'09
12	Cosby, Quan	WR	5-9	196	12-23-82	Texas	Mart, Texas	CFA'09
67	Dow, Colin	G	6-5	315	2-25-86	Montana	Billings, Mont.	CFA'09
49	Hill, Darius	TE	6-7	245	8-26-85	Ball State	Blue Springs, Mo.	CFA'09
10	Huber, Kevin	P	6-1	210	7-16-85	Cincinnati	Cincinnati, Ohio	D5'09
93	Johnson, Michael	DE	6-7	260	2-7-87	Georgia Tech	Selma, Ala.	D3a'09
30	Lucky, Marlon	HB	5-11	218	2-28-86	Nebraska	North Hollywood, Calif.	CFA'09
50	Luigs, Jonathan	C	6-4	315	8-11-86	Arkansas	Little Rock, Ark.	D4'09
58	Maulaluga, Rey	LB	6-2	255	1-20-87	Southern California	Eureka, Calif.	D2'09
69	McDonald, Clinton	DT	6-2	290	1-6-87	Memphis	Jacksonville, Ark.	D7b'09
44	Murray, Rico	CB	5-11	202	8-21-87	Kent State	Cincinnati, Ohio	CFA'09
43	Nelson, Tom	S	5-11	203	12-4-86	Illinois State	Arlington Heights, Ill.	CFA'09
16	Orton, Greg	WR	6-3	207	12-17-86	Purdue	Dayton, Ohio	CFA'09
79	Phillips, Pernell	DT	6-0	311	4-5-85	Central State	Cincinnati, Ohio	CFA'09
36	Pressley, Chris	FB	5-11	260	8-8-86	Wisconsin	Woodbury, N.J.	CFA'09
19	Richmond, David	WR	6-2	194	4-1-87	San Jose State	Anaheim, Calif.	CFA'09
28	Scott, Bernard	HB	5-10	200	2-10-84	Abilene Christian	Vernon, Texas	D6b'09
46	Skuta, Dan	LB	6-2	251	4-21-86	Grand Valley State	Flint, Mich.	CFA'09
71	Smith, Andre	OT	6-4	335	1-25-87	Alabama	Birmingham, Ala.	D1'09
25	Trent, Morgan	CB	6-1	195	12-14-85	Michigan	San Diego, Calif.	D6a'09
37	Vakapuna, Fui	FB	6-0	260	3-9-84	Brigham Young	Glendale, Utah	D7a'09

BENGALS NUMERICAL ROSTER

(As of July 5, 2009)

4	J.T. O'Sullivan	QB	40	Brian Leonard	HB	75	Scott Kooistra	G
5	Jordan Palmer	QB	41	Chinedum Ndukwe	S	77	Andrew Whitworth	OT
9	Carson Palmer	QB	42	Chris Crocker	S	79	Pernell Phillips	DT
10	Kevin Huber	P	43	Tom Nelson	S	80	Chase Coffman	TE
11	Laveranues Coles	WR	44	Rico Murray	CB	81	Ben Utecht	TE
12	Quan Cosby	WR	46	Dan Skuta	LB	82	Reggie Kelly	TE
14	Maurice Purify	WR	47	Corey Lynch	S	83	Antonio Chatman	WR
15	Chris Henry	WR	48	Brad St. Louis	LS/TE	84	Freddie Brown	WR
16	Greg Orton	WR	49	Darius Hill	TE	85	Chad Ochocinco	WR
17	Shayne Graham	K	50	Jonathan Luigs	C	86	Daniel Coats	TE
19	David Richmond	WR	51	Jim Maxwell	LB	87	Andre Caldwell	WR
20	David Jones	CB	52	Abdul Hodge	LB	89	Jerome Simpson	WR
21	Simeon Castille	CB	53	Rashad Jeanty	LB	90	Pat Sims	DT
22	Johnathan Joseph	CB	55	Keith Rivers	LB	91	Robert Geathers	DE
23	Jeremi Johnson	FB	56	Darryl Blackstock	LB	92	Frostee Rucker	DE
24	Geoffrey Pope	CB	57	Dhani Jones	LB	93	Michael Johnson	DE
25	Morgan Trent	CB	58	Rey Maulaluga	LB	94	Domata Peko	DT
26	Marvin White	S	59	Brandon Johnson	LB	96	Chris Harrington	DE
27	DeDe Dorsey	HB	60	Andrew Crumme	G	97	Jason Shirley	DT
28	Bernard Scott	HB	62	Nate Livings	G	98	Antwan Odum	DE
29	Leon Hall	CB	63	Bobbie Williams	G	99	Tank Johnson	DT
30	Marlon Lucky	HB	64	Kyle Cook	C			
31	Roy Williams	S	65	Dan Santucci	C			
32	Cedric Benson	HB	66	Evan Mathis	G			
33	Kenny Watson	HB	67	Colin Dow	G			
34	Kyries Hebert	S	68	Jonathan Fanene	DE			
36	Chris Pressley	FB	69	Clinton McDonald	DT			
37	Fui Vakapuna	FB	71	Andre Smith	OT			
38	J.D. Runnels	FB	73	Anthony Collins	OT			
39	James Johnson	HB	74	Dennis Roland	OT			

BENGALS DEPTH CHART

(As of July 5, 2009)

— OFFENSE —

WR	85	CHAD OCHOCINCO	15	Chris Henry	89	Jerome Simpson
					84	<u>Freddie Brown</u>
					16	<u>Greg Orton</u>
LOT	77	ANDREW WHITWORTH	74	Dennis Roland		
LG	62	NATE LIVINGS	66	Evan Mathis	67	<u>Colin Dow</u>
C	64	KYLE COOK	65	Dan Santucci	50	<u>Jonathan Luigs</u>
RG	63	BOBBIE WILLIAMS	75	Scott Kooistra	60	Andrew Crumme
ROT	71	<u>ANDRE SMITH</u>	73	Anthony Collins		
TE	82	REGGIE KELLY	81	Ben Utecht	86	Daniel Coats
					80	<u>Chase Coffman</u>
					49	<u>Darius Hill</u>
					48	Brad St. Louis
WR	11	LAVERANUES COLES	87	Andre Caldwell	83	Antonio Chatman
					14	<u>Maurice Purify</u>
					12	<u>Quan Cosby</u>
					19	<u>David Richmond</u>
QB	9	CARSON PALMER	4	J.T. O'Sullivan	5	Jordan Palmer
HB	32	CEDRIC BENSON	33	Kenny Watson	40	Brian Leonard
					27	DeDe Dorsey
					39	<u>James Johnson</u>
					28	<u>Bernard Scott</u>
					30	<u>Marlon Lucky</u>
FB	37	<u>FUI VAKAPUNA</u>	38	J.D. Runnels	23	Jeremi Johnson
					36	<u>Chris Pressley</u>

— DEFENSE —

LDE	91	ROBERT GEATHERS	68	Jonathan Fanene	96	<u>Chris Harrington</u>
LDT	94	DOMATA PEKO	97	Jason Shirley	79	<u>Pernell Phillips</u>
RDT	90	PAT SIMS	99	Tank Johnson	69	<u>Clinton McDonald</u>
RDE	98	ANTWAN ODOM	92	Frostee Rucker	93	<u>Michael Johnson</u>
SLB	53	RASHAD JEANTY	58	<u>Rey Mauluga</u>	56	Darryl Blackstock
MLB	57	DHANI JONES	52	Abdul Hodge	46	<u>Dan Skuta</u>
WLB	55	KEITH RIVERS	59	Brandon Johnson	51	Jim Maxwell
LCB	22	JOHNATHAN JOSEPH	20	David Jones	21	Simeon Castille
RCB	29	LEON HALL	24	Geoffrey Pope	25	<u>Morgan Trent</u>
					44	<u>Rico Murray</u>
SS	31	ROY WILLIAMS	41	Chinedum Ndukwe	34	Kyries Hebert
					43	<u>Tom Nelson</u>
FS	42	CHRIS CROCKER	26	Marvin White	47	Corey Lynch

— SPECIAL TEAMS —

P	10	<u>Kevin Huber</u>				
K	17	Shayne Graham				
KO	17	Shayne Graham				
PR	83	Antonio Chatman	12	<u>Quan Cosby</u>	28	<u>Bernard Scott</u>
KOR	87	Andre Caldwell	39	<u>James Johnson</u>	28	<u>Bernard Scott</u>
LS	48	Brad St. Louis	81	Ben Utecht		
H	10	<u>Kevin Huber</u>				

NOTE: Players whose names are CAPITALIZED are anticipated starters. Rookies and first-year players are underlined.



CEDRIC BENSON

Halfback

32

Ht: 5-11

Wt: 225

5th year in NFL

College: Texas

2008 Games-Starts: 12-10

Career Games-Starts: 47-22

Acquired: FA'08

Born: 12-28-82

Cincinnati's 2008 leader in rushing and yards from scrimmage, Benson returns for his first full Bengals season ... Became an unrestricted free agent for '09, and re-signed with Bengals on 3-3-09 ... Originally joined Bengals on Sept. 30 of last season and earned No. 1 HB spot for the final 10 games ... Led team with career-high 747 rushing yards, and his career-best 185 receiving yards pushed him to team lead in yards from scrimmage (932) ... Had team's only three 100-yard rushing games of the season, including career-best 171 on Dec. 21 at Cleveland ... Was Chicago's first-round selection in 2005 NFL Draft (fourth overall), after Texas career that included 5540 rushing yards and third-most TDs (64) in NCAA history.

2008 PARTICIPATION: Waived on June 9 by Chicago, after playing 35 games with 12 starts for Bears over 2005-07 ... Signed as free agent with Bengals on Sept. 30 ... Played in season's final 12 games, with starts in the last 10.

2008 HIGHLIGHTS: Led team in yards from scrimmage in six games (Games 7-9 and 14-16) ... His career-high 20 receptions included a 79-yard gain (vs. Washington) with a screen pass, longest Bengals play of the season and longest of his career ... His 46-yard rushing gain Dec. 21 at Cleveland was his career-long and team's longest rush of '08 ... Made Bengals debut Oct. 5 at Dallas, with 10 rushes for 30 yards ... In first Bengals start, Oct. 19 vs. Pittsburgh, rushed 14-for-52 with a 10-yard reception ... In season's first win, Nov. 2 vs. Jacksonville, rushed 24-for-104 and led team in scrimmage yards (109) for third straight week ... On Dec. 14 vs. Washington, logged 161 yards from scrimmage, going 21-for-73 rushing and adding career-high and team-leading 88 yards on three receptions ... On Dec. 21 at Cleveland, posted a career-high 171 rushing yards — team scrimmage high for the season — and his 38 rushing attempts tied for third-most in franchise history ... Closed season with 25-for-111 rushing performance Dec. 28 vs. Kansas City, including two-yard TD run for 10-0 Bengals lead in second quarter ... Also vs. Chiefs, had 19 yards on three receptions and led team

in scrimmage yards (130).

PREVIOUS SEASONS: 2005—Drafted by Chicago in first round (fourth overall) ... Played in nine games with one start, missing six games with a knee injury ... Rushed 62-for-272 (4.1 avg.) ... Led team with 79 rushing yards on 14 carries on Nov. 6 at New Orleans ... Made first start the following week, Nov. 13 vs. San Francisco, and rushed 12-for-50 before suffering a knee injury in second quarter ... Inactive for Games 10-15, and returned to action in season finale on 1-1-06 at Minnesota. **2006**—Played in 15 regular-season games and all three postseason games as Bears won NFC North with 13-3 record and advanced to Super Bowl XLI vs. Indianapolis ... Scored career-best six TDs while rushing for 647 yards and 4.1 avg. ... Scored his first two NFL touchdowns in win Oct. 8 vs. Buffalo ... Had his first 100-yard rushing game, gaining 109 on just 13 carries, on Dec. 31 vs. Green Bay ... Rushed 38-for-104 in three postseason games, including 24-for-60 with a 12-yard TD in NFC Championship on 1-21-07 vs. New Orleans ... Limited to minus-one net yards on two carries in Super Bowl. **2007**—Started in Games 1-11 for Chicago, but suffered a season-ending ankle injury in Game 11, Nov. 25 vs. Denver ... Placed Nov. 27 on Reserve/Injured list ... His 674 rushing yards led team for season ... Rushed for season-high 101 yards on 24 carries in victory Sept. 16 vs. Kansas City ... Had career-long TD run of 43 yards on Nov. 18 at Seattle ... Rushed eight-for-47 on Nov. 25 vs. Denver before suffering ankle injury in second quarter.

COLLEGE: Four-year starter (2001-04) at Texas, and his 5540 rushing yards ranked sixth in NCAA Division I-A history ... Averaged 5.0 yards per carry ... Was the fifth back in NCAA history to rush for 1000 yards in all four seasons ... Also caught 69 passes for 621 yards (9.0 avg.) ... Rushed for 1834 yards and 19 TDs as a senior, winning Doak Walker Award (nation's top RB) and Cingular/ABC Sports All-America Player of the Year.

BASEBALL, TOO: Benson was selected by the Los Angeles Dodgers in the 12th round (370th overall) of the 2001 MLB Draft ... Played summer ball in Dodgers system

(Cedric Benson, cont'd)

at Vero Beach, Fla., while attending Texas ... Stopped playing baseball in 2003 to concentrate on football.

PERSONAL: Hometown is Midland, Texas ...

Attended Lee High School, where he was a *Parade* All-American and three-time Texas 5A Offensive Player of the Year ... His 8423 prep rushing yards ranked first in Texas Class 5A history ... Majored in social work at Texas.

CEDRIC BENSON'S STATISTICS

		Rushing						Receiving						Scoring					
YEAR	TEAM	G-S	ATT	YDS	AVG	LG	TD	NO	YDS	AVG	LG	TD	TD	TD-R	TD-P	TD-R	2-PIC	PTS	
2005	Chicago	9-1	67	272	4.1	36	0	1	3	3.0	3	0	0	0	0	0	0	0	
2006	Chicago	15-0	157	647	4.1	30	6	8	54	6.8	22	0	6	6	0	0	0	36	
2007	Chicago	11-11	196	674	3.4	43t	4	17	123	7.2	19	0	4	4	0	0	0	24	
2008	Cincinnati	12-10	214	747	3.5	46	2	20	185	9.3	79	0	2	2	0	0	0	12	
CHI. TOTALS		35-12	420	1593	3.8	43t	10	26	180	6.9	22	0	10	10	0	0	0	60	
CIN. TOTALS		12-10	214	747	3.5	46	2	20	185	9.3	79	0	2	2	0	0	0	12	
CAREER		47-22	634	2340	3.7	46	12	46	365	7.9	79	0	12	12	0	0	0	72	

— BENSON'S SINGLE-GAME HIGHS —

RUSHING — Attempts: 38 at Cle. 12-21-08 (for Cin.); **Yards:** 171 at Cle. 12-21-08 (for Cin.); **Long:** 46 at Cle. 12-21-08 (for Cin.); **Touchdowns:** 2 vs Buff. 10-8-06 (for Chi.).

RECEIVING — Receptions: 6 vs Phil. 11-16-08 (for Cin.); **Yards:** 88 vs. Wash. 12-14-08 (for Cin.); **Long:** 79 vs. Wash. 12-14-08 (for Cin.).

— BENSON'S 2008 GAME-BY-GAME STATISTICS —

DATE	OPPONENT	Rushing					Receiving				
		ATT	YDS	AVG	LG	TD	NO	YDS	AVG	LG	TD
9-7	at Baltimore										
9-14	TENNESSEE										
9-21	at N.Y. Giants										
9-28	CLEVELAND										
10-5	at Dallas	10	30	3.0	10	0	0	0	—	—	0
10-12	at N.Y. Jets	4	6	1.5	3	0	0	0	—	—	0
10-19	PITTSBURGH	14	52	3.7	15	0	1	10	10.0	10	0
10-26	at Houston	13	49	3.8	12	0	2	20	10.0	14	0
11-2	JACKSONVILLE	24	104	4.3	30	1	1	5	5.0	5	0
11-9	—BYE—										
11-16	PHILADELPHIA	23	42	1.8	13	0	6	37	6.2	21	0
11-20	at Pittsburgh	16	35	2.2	7	0	1	4	4.0	4	0
11-30	BALTIMORE	10	17	1.7	7	0	2	1	0.5	6	0
12-7	at Indianapolis	16	57	3.6	13	0	2	1	0.5	2	0
12-14	WASHINGTON	21	73	3.5	13	0	3	88	29.3	79	0
12-21	at Cleveland	38	171	4.5	46	0	0	0	—	—	0
12-28	KANSAS CITY	25	111	4.4	14	1	2	19	9.5	16	0
TOTALS		214	747	3.5	46	2	20	185	9.3	79	0

— POSTSEASON —

		Rushing						Receiving					Scoring					
YEAR	TEAM	G-S	ATT	YDS	AVG	LG	TD	NO	YDS	AVG	LG	TD	TD	TD-R	TD-P	TD-R	2-PIC	PTS
2005	Chicago	0-0	DID NOT PLAY*						DID NOT PLAY*					DID NOT PLAY*				
2006	Chicago	3-0	38	104	2.7	12t	1	3	24	8.0	11	0	1	1	0	0	0	6
CAREER		3-0	38	104	2.7	12t	1	3	24	8.0	11	0	1	1	0	0	0	6

*NOTE: Benson was active but did not play in one postseason game with Chicago in 2005.

BENGALS QBs AS LEAGUE MVPs

Two Bengals, both quarterbacks from the club's Super Bowl teams, have been named by nationwide panels of media as winners of the *Associated Press* NFL Most Valuable Player Award.

Ken Anderson was the winner in 1981, leading the NFL with a 98.4 passer rating. He completed 300 of 479 passes (62.6%) for 3754 yards, with a then-club record 29 TD passes against 10 interceptions.

Boomer Esiason was the 1988 winner, leading the league with a 97.4 rating and tying for the AFC lead in TDs with 28. He completed 223 of 388 passes (57.5%) for 3572 yards, with 14 interceptions.

Both QBs led their teams to 12-4 records in the regular season.



DARRYL BLACKSTOCK

Linebacker

56

Ht: 6-3

Wt: 240

5th year in NFL

College: Virginia

2008 Games-Starts: 12-4

Career Games-Starts: 58-6

Acquired: FA'08

Born: 5-30-83

Fifth-year pro is in his second Bengals season in '09 ... Had 17 tackles on defense last season, plus three QB hurries, and made five stops on special teams ... Became an unrestricted free agent on 2-27-09 and re-signed with Bengals on 3-2-09 ... Played first three NFL seasons for Arizona.

2008 PARTICIPATION: Signed with Bengals as free agent on March 14 ... His Arizona contract expired after 2007, and he became a free agent after Cardinals declined to tender him as a restricted free agent ... Played 12 games, with four starts ... Worked primarily at LB, but also saw some action at DE ... Made one start at SLB (Game 2) and made three starts at RDE (Games 13, 14 and 16), aiding injury-depleted DE corps ... Suspended by NFL for Games 6-9 for use of over-the-counter nutritional supplement that contained a banned ingredient ... Returned to practice Nov. 5 on roster exemption, and was reinstated to roster on Nov. 10 ... Sideline with groin injury in second quarter of season finale, Dec. 28 vs. Kansas City.

2008 HIGHLIGHTS: Had three tackles on defense Sept. 14 vs. Tennessee ... On Nov. 16 vs. Philadelphia, had one tackle, his first QB hurry of season, and one special teams tackle ... On Dec. 7 at Indianapolis, logged a personal-season best of seven tackles and added one QB hurry, and also one special teams tackle ... On Dec. 14 vs. Washington, played most of game at DE and registered three tackles and a QB hurry.

PREVIOUS SEASONS: **2005**—Drafted by Arizona in third round (95th overall) ... Played in 14 games with one start, and had 10 tackles on defense and four

on special teams ... In his first pro start, Nov. 20 at St. Louis, had a sack and forced fumble against Rams QB Jamie Martin. **2006**—Played in every game, with one start ... Tied for fourth in special teams tackles (13) and had six tackles on defense with a fumble recovery. **2007**—Played in every Cardinals game for the second straight year ... Had three sacks among his 11 tackles ... Tied for third on team in special teams tackles (11) ... Helped preserve 23-20 win over Seattle in Sept. 16 home opener with a forced fumble on kickoff coverage (Seahawks recovered, but clock expired) ... Had four solo special teams tackles, team high for the season, in win Oct. 7 at St. Louis ... Sacked Jon Kitna for eight-yard loss in fourth quarter of win Nov. 11 vs. Detroit ... Sacked Carson Palmer for five-yard loss in win Nov. 18 at Cincinnati ... His fumble recovery set up a TD drive on Dec. 16 at New Orleans.

COLLEGE: Played 39 games with 38 starts in three seasons (2002-04) at Virginia ... Entered NFL Draft after his junior year ... Led Atlantic Coast Conference in sacks (11) as a junior and was named second-team All-ACC ... Named National Freshman Defensive Player of the Year in 2001 by *College Football News* ... Played in 2001 for Fork Union (Va.) Military Academy, posting 22 sacks, and coach John Shuman called him the best player ever to compete at the school.

PERSONAL: Hometown is Newport News, Va. ... Attended Heritage High School, where he logged 29 sacks as a senior while leading team to a 14-0 record and a state championship ... Married (wife Vanessa), with two children, Savion and Jayden ... General studies major at Virginia.

DARRYL BLACKSTOCK'S STATISTICS

YEAR	TEAM	G-S	Defense							Interceptions					Scoring				
			ST	AT	TT	SKS-YDS	PD	FF	FR-YDS	NO	YDS	AVG	LG	TD	TD	IntRt	FRrt	S	PTS
2005	Arizona	14-1	7	3	10	1-9	0	1	0-0	—	—	—	—	—	—	—	—	—	—
2006	Arizona	16-1	5	1	6	0-0	0	0	1-0	—	—	—	—	—	—	—	—	—	—
2007	Arizona	16-0	8	3	11	3-22	1	0	1-34	—	—	—	—	—	—	—	—	—	—
2008	Cincinnati	12-4	9	8	17	0-0	0	0	0-0	—	—	—	—	—	—	—	—	—	—
ARIZ. TOTALS		46-2	20	7	27	4-31	1	1	2-34	—	—	—	—	—	—	—	—	—	—
CIN. TOTALS		12-4	9	8	17	0-0	0	0	0-0	—	—	—	—	—	—	—	—	—	—
CAREER		58-6	29	15	44	4-31	1	1	2-34	—	—	—	—	—	—	—	—	—	—

(continued)

(Darryl Blackstock, cont'd)

YEAR	TEAM	Special Teams								Kickoff Returns						Punt Returns					
		ST	AT	TT	FF	FR-YDS	BP	BFG	BXP	NO	YDS	AVG	FC	LG	TD	NO	YDS	AVG	FC	LG	TD
2005	Arizona	2	2	4	0	0-0	0	0	0	—	—	—	—	—	—	—	—	—	—	—	—
2006	Arizona	7	6	13	0	0-0	0	0	0	—	—	—	—	—	—	—	—	—	—	—	—
2007	Arizona	6	5	11	1	0-0	0	0	0	—	—	—	—	—	—	—	—	—	—	—	—
2008	Cincinnati	3	2	5	0	0-0	0	0	0	—	—	—	—	—	—	—	—	—	—	—	—
ARIZ. TOTALS		15	13	28	1	0-0	0	0	0	—	—	—	—	—	—	—	—	—	—	—	—
CIN. TOTALS		3	2	5	0	0-0	0	0	0	—	—	—	—	—	—	—	—	—	—	—	—
CAREER		18	15	33	1	0-0	0	0	0	—	—	—	—	—	—	—	—	—	—	—	—

— BLACKSTOCK'S 2008 GAME-BY-GAME DEFENSIVE STATISTICS —

DATE	OPPONENT	ST	AT	TT	SKS-YDS	INT-YDS	PD	FF	FR-YDS
9-7	at Baltimore	0	0	0	0-0	0-0	0	0	0-0
9-14	TENNESSEE	1	2	3	0-0	0-0	0	0	0-0
9-21	at N.Y. Giants	0	0	0	0-0	0-0	0	0	0-0
9-28	CLEVELAND	0	0	0	0-0	0-0	0	0	0-0
10-5	at Dallas	1	0	1	0-0	0-0	0	0	0-0
10-12	at N.Y. Jets	RESERVE / SUSPENDED BY COMMISSIONER							
10-19	PITTSBURGH	RESERVE / SUSPENDED BY COMMISSIONER							
10-26	at Houston	RESERVE / SUSPENDED BY COMMISSIONER							
11-2	JACKSONVILLE	RESERVE / SUSPENDED BY COMMISSIONER							
11-9	—BYE—								
11-16	PHILADELPHIA	1	0	1	0-0	0-0	0	0	0-0
11-20	at Pittsburgh	1	0	1	0-0	0-0	0	0	0-0
11-30	BALTIMORE	1	0	1	0-0	0-0	0	0	0-0
12-7	at Indianapolis	4	3	7	0-0	0-0	0	0	0-0
12-14	WASHINGTON	0	3	3	0-0	0-0	0	0	0-0
12-21	at Cleveland	0	0	0	0-0	0-0	0	0	0-0
12-28	KANSAS CITY	0	0	0	0-0	0-0	0	0	0-0
TOTALS		9	8	17	0-0	0-0	0	0	0-0

BENGALS FEATURED ON HBO'S 'HARD KNOCKS'

During the 2009 preseason, the Bengals will team with HBO Sports and NFL Films for an all-access look at what it takes to make it in the National Football League.

"Hard Knocks: Training Camp with the Cincinnati Bengals" will be a five-episode series on HBO. It will cover not just training camp, at Georgetown (Ky.) College, but the majority of the Bengals preseason. NFL Films cameras will be allowed special access to follow the team, beginning with the start of training camp, and the access will continue after the team returns to Cincinnati to complete the preseason at Paul Brown Stadium.

This is the fifth season for "Hard Knocks," which has previously chronicled the preseasons of the Dallas Cowboys (twice), Baltimore Ravens and Kansas City Chiefs. The first sports-based reality series



— and one of the fastest-turnaround reality series — kicks off its fifth season Wed., Aug. 12 at 10 p.m. ET. New hour-long episodes air subsequent Wednesdays at the same time, culminating in the Sept. 9 series finale, with regular encore plays on Thursdays.

The cinema verité series will focus on the daily lives and routines of players and coaches as the Bengals prepare for the 2009 season.

"Hard Knocks" will give Bengals fans a tremendous opportunity for an inside look at their team," said Bengals coach **Marvin Lewis**, "and for NFL fans across the country, it will provide another expertly produced program on how an NFL team operates behind the scenes. As for our players and coaches, the presence of HBO and NFL Films on a daily basis during the preseason will bring a heightened sense of excitement and intensity to the jobs we are all doing."

A 24-person NFL Films crew will live at the Bengals' training camp at Georgetown College in Georgetown, Ky., shooting more than 1000 hours of video over the course of the series. Camera and sound crews will be given unencumbered access to the players' and coaches' meeting rooms, training rooms, dormitories and practice fields.



ANDRE CALDWELL

Wide Receiver

87

Ht: 6-0

Wt: 200

2nd year in NFL

College: Florida

2008 Games-Starts: 7-4

Career Games-Starts: 7-4

Acquired: D3b'08

(97th overall)

Born: 4-15-85

Caldwell looks for strong sophomore campaign after making contributions late last season as a receiver and kickoff returner ... Started slowly due to injuries ... Finished with 11 receptions for 78 yards and a 26.0 avg. on 13 KOR ... Led team in catches (five) in season finale.

2008 PARTICIPATION: Drafted by Bengals in third round (97th overall) ... Signed July 27 ... Played in seven games (Games 7 and 11-16) ... Credited with four starts, two as third WR and two as base offense replacement for injured Chad Ochocinco (Games 15-16) ... Suffered foot injury in second preseason game, Aug. 17 vs. Detroit, and missed final two preseason games plus Games 1-2 of regular season ... Active-DNP in Game 3 at N.Y. Giants, and inactive (coaches' decision) for Games 4-6 ... Suffered another foot injury Oct. 19 vs. Pittsburgh, and was inactive for Games 8-10.

2008 HIGHLIGHTS: Made NFL debut Oct. 19 vs. Pittsburgh, with three kickoff returns for 29.3-yard avg. ... On Nov. 20 at Pittsburgh, started in three-WR set and logged three catches for 26 yards ... Had two KORs for 28.5-yard avg. on Nov. 30 vs. Baltimore, including a 43-yarder ... On Dec. 7 at Indianapolis, handled all six

Bengals KORs, averaging 26.3 yards ... On Dec. 21 at Cleveland, recorded one catch, an eight-yarder converting a third down, and had one special teams tackle ... Led team with five catches (for 34 yards) Dec. 28 vs. Kansas City, and finished with 83 scrimmage yards after adding 49 yards on four rushes.

COLLEGE: Left Florida as school's all-time receptions leader (185), while ranking third all-time in receiving yards (2349) ... Also rushed for 293 yards on 41 attempts, posting 7.1 avg. ... Scored 20 TDs — 16 receiving and four rushing ... Averaged 20.3 yards on 37 kickoff returns ... Played in 53 games over five seasons (2003-07), including a 2005 campaign in which he played only three games due to leg fracture and was granted a redshirt year ... Caught a TD pass in national title game victory vs. Ohio State to cap '06 season.

PERSONAL: Hometown is Tampa, Fla. ... Attended Thomas Jefferson High School, where he earned senior All-America honors from *Parade* and *SuperPrep*, scoring 38 TDs and leading team to a 13-2 record and a berth in state title game ... Younger brother of Reche Caldwell, who played in NFL for Chargers, Patriots and Redskins ... Sociology major at Florida.

ANDRE CALDWELL'S STATISTICS

			Receiving					Rushing					Scoring					
YEAR	TEAM	G-S	NO	YDS	AVG	LG	TD	ATT	YDS	AVG	LG	TD	TD	TD-R	TD-P	TD-RT	2-PIC	PTS
2008	Cincinnati	7-4	11	78	7.1	15	0	5	53	10.6	26	0	—	—	—	—	—	—
CAREER		7-4	11	78	7.1	15	0	5	53	10.6	26	0	—	—	—	—	—	—

			Special Teams					Kickoff Returns					Punt Returns								
YEAR	TEAM	ST	AT	TT	FF	FR-YDS	BP	BFG	BXP	NO	YDS	AVG	FC	LG	TD	NO	YDS	AVG	FC	LG	TD
2008	Cincinnati	1	0	1	0	0-0	0	0	0	13	338	26.0	0	43	0	—	—	—	—	—	—
CAREER		1	0	1	0	0-0	0	0	0	13	338	26.0	0	43	0	—	—	—	—	—	—

CALDWELL'S SINGLE-GAME HIGHS

RECEIVING — Receptions: 5 vs. K.C. 12-28-08; Yards: 34 vs. K.C. 12-28-08; Long: 15 at Pitt. 11-20-08.

RUSHING — Attempts: 4 vs. K.C. 12-28-08; Yards: 49 vs. K.C. 12-28-08; Long: 26 vs. K.C. 12-28-08.

KICKOFF RETURNS — Returns: 6 at Ind. 12-7-08; Yards: 158 at Ind. 12-7-08; Long: 43 vs. Balt. 11-30-08.


(continued)

TALENT ISN'T EVERYTHING

The 1989 Bengals were a talented team, but never could put it all together on a weekly basis. They outscored opponents 404-285, but finished only 8-8. Not since the 1950 Philadelphia Eagles had a break-even team outscored its foes by such a large point margin (7.4) per game.

CALDWELL'S 2008 GAME-BY-GAME STATISTICS

		Receiving					Rushing					Kickoff Returns						
DATE	OPPONENT	NO	YDS	AVG	LG	TD	ATT	YDS	AVG	LG	TD	NO	YDS	AVG	FC	LG	TD	
9-7	at Baltimore	INACTIVE					INACTIVE					INACTIVE						
9-14	TENNESSEE	INACTIVE					INACTIVE					INACTIVE						
9-21	at N.Y. Giants	DID NOT PLAY					DID NOT PLAY					DID NOT PLAY						
9-28	CLEVELAND	INACTIVE					INACTIVE					INACTIVE						
10-5	at Dallas	INACTIVE					INACTIVE					INACTIVE						
10-12	at N.Y. Jets	INACTIVE					INACTIVE					INACTIVE						
10-19	PITTSBURGH	0	0	—	—	0	0	0	—	—	0	0	3	88	29.3	0	36	0
10-26	at Houston	INACTIVE					INACTIVE					INACTIVE						
11-2	JACKSONVILLE	INACTIVE					INACTIVE					INACTIVE						
11-9	—BYE—																	
11-16	PHILADELPHIA	INACTIVE					INACTIVE					INACTIVE						
11-20	at Pittsburgh	3	26	8.7	15	0	0	0	—	—	0	0	0	0	—	0	—	0
11-30	BALTIMORE	0	0	—	—	0	0	0	—	—	0	0	2	57	28.5	0	43	0
12-7	at Indianapolis	1	6	6.0	6	0	0	0	—	—	0	0	6	158	26.3	0	31	0
12-14	WASHINGTON	1	4	4.0	4	0	1	4	4.0	4	0	0	1	18	18.0	0	18	0
12-21	at Cleveland	1	8	8.0	8	0	0	0	—	—	0	0	0	0	—	0	—	0
12-28	KANSAS CITY	5	34	6.8	13	0	4	49	12.3	26	0	0	1	17	17.0	0	17	0
TOTALS		11	78	7.1	15	0	5	53	10.6	26	0	0	13	338	26.0	0	43	0



Ht: 6-0

Wt: 190

2nd year in NFL

College: Alabama

2008 Games-Starts: 8-0

Career Games-Starts: 8-0

Acquired: CFA'08

Born: 10-12-85

The only college free agent to open last season on Bengals 53-player roster, Castille went on to see action in eight games ... Posted nine tackles with a pass defended.

2008 RECAP: Played in Games 1-4, 12-14 and 16 ... Waived on Oct. 3, signed Oct. 7 to Bengals practice squad, and on practice squad for Games 6-11 ... Re-signed to roster on Nov. 21 ... Made NFL debut with three tackles Sept. 7 at Baltimore ... Had three tackles Sept. 21 at N.Y. Giants ... On Nov. 30 vs. Baltimore, recorded two tackles ... On Dec. 7 at Indianapolis, logged one tackle.

COLLEGE: Played 48 games at Alabama (from 2004-07), ranking third in the storied program's history in

appearances on defense ... Started 29 games, including all 13 in each of his final two seasons, when he earned consecutive first-team All-SEC honors from conference coaches ... Totaled 176 career tackles (14.5 for losses), with 12 INTs, 6.5 sacks, three forced fumbles and three fumble recoveries.


PERSONAL: Hometown is Birmingham, Ala. ... Attended Briarwood Christian High School, where he played DB and RB and earned first-team *USA Today* All-America honors while helping lead team to Class 5A state title ... Father, Jeremiah Castille, was an All-American DB at Alabama and played six years (1983-88) in the NFL (for Denver and Tampa Bay) ... Name is pronounced "SIM-ee-in KASS-steel."

SIMEON CASTILLE'S STATISTICS

			Defense						Interceptions					Scoring					
YEAR	TEAM	G-S	ST	AT	TT	SKS-YDS	PD	FF	FR-YDS	NO	YDS	AVG	LG	TD	TD	INT	FR	S	PTS
2008	Cincinnati	8-0	6	3	9	0-0	1	0	0-0	—	—	—	—	—	—	—	—	—	—
CAREER		8-0	6	3	9	0-0	1	0	0-0	—	—	—	—	—	—	—	—	—	—

THIS RECORD HOLDS THE RECORD

The oldest season record in Bengals history, and the only one still standing from the Nippert Stadium years, is QB **Greg Cook's** average of 9.41 yards gained per passing attempt in 1969. The only other average of more than nine yards was 9.21 by QB **Boomer Esiason** in 1988.



ANTONIO CHATMAN

Wide Receiver

83

Ht: 5-8

Wt: 185

7th year in NFL

College: Cincinnati

2008 Games-Starts: 10-1

Career Games-Starts: 74-7

Acquired: FA'06

Born: 2-12-79

Seventh-year pro is in his fourth Bengals season, following three campaigns with Green Bay ... Played in 10 games last season before being sidelined due to neck injury ... Logged 21 receptions for 194 yards in '08, his highs as a Bengal in both categories, and averaged 7.5 yards on 21 punt returns.

2008 PARTICIPATION: Played in Games 1-10, with a start in three-WR formation on Oct. 19 vs. Pittsburgh ... Suffered season-ending neck injury in Game 10, Nov. 16 vs. Philadelphia, and was placed on Reserve/Injured list Nov. 19.

2008 HIGHLIGHTS: Had two catches for 16 yards on Sept. 14 vs. Tennessee, and also had season-long 34-yard punt return ... On Sept. 21 at N.Y. Giants, recorded a personal Bengals high with 70 yards (on six catches), including a season-long 25-yard reception ... On Oct. 5 at Dallas, tied for team lead with personal Bengals high of seven receptions, and had 55 yards ... On Nov. 16 vs. Philadelphia, suffered neck injury when tackled after his only catch of the day, an 11-yarder in second quarter.

PREVIOUS SEASONS: **2001**—Signed first NFL contract on April 27, as college free agent with San Francisco ... Waived on Aug. 24. **2002**—Played for Chicago Rush of Arena Football League, ranking third in AFL with 2666 all-purpose yards. **2003**—Opened year with his second AFL season for Chicago, setting league record with 229.9 all-purpose yards per game, and returned to NFL on June 2 as free agent with Green Bay ... Played every game for NFC North Champion Packers, leading team with 33 punt returns (8.4 avg.) and 36 kickoff returns (22.3) ... Averaged 13.0 yards on three punt returns in Wild Card playoff victory on 1-4-04 vs. Seattle. **2004**—Helped Packers reach postseason for the second straight year, logging his first NFL receptions (22 for 246 yards) while averaging 7.7 yards on 32 punt returns and 22.6 yards on 25 KOR ... Played every game ... Made first two NFL receptions (for 14 yards) on Sept. 26 at Indianapolis ... Caught first NFL touchdown on Dec. 19 vs. Jacksonville, six-yarder from Brett Favre ... Had two receptions for 25 yards in NFC Wild Card playoff game on 1-9-05 vs. Minnesota. **2005**—Produced 1055 all-purpose yards for Green Bay, including team's second-most receiving yards (549) ... Played in every game,

with three starts ... His receptions (49), receiving yards (549) and TDs (five) were all career highs, and all three figures ranked second on team ... Led team and posted career highs in both catches (eight) and receiving yards (97) on Oct. 30 at Cincinnati ... His 85-yard punt return TD on Dec. 25 vs. Chicago was NFL's longest PR of the year. **2006**—Gained free agency when Packers declined tender offer that would have made him a restricted free agent ... Signed with Bengals as free agent on March 21 ... Played in Games 4-6, with three catches for 22 yards, eight punt returns for 6.6-yard average and four kickoff returns for 23.3 average ... Suffered re-aggravation of preseason groin injury on Oct. 22 vs. Carolina and was placed on Reserve/Injured list on Oct. 27. **2007**—Played in 13 games, with 19 receptions for 149 yards and one TD, and was team's primary punt returner, averaging 5.2 yards on 18 returns with no fumbles ... Missed preseason schedule with hamstring injury suffered early in training camp ... Released to free agency Sept. 7, as Bengals adjusted roster for season opener, and was not with team for Game 1, but was re-signed on Sept. 11 ... Took over No. 1 punt return role on Nov. 4 at Buffalo ... On Dec. 30 at Miami, his two catches for 16 yards included his first Bengals TD, on a four-yard reception that put Cincinnati up 21-10 just before halftime.

COLLEGE: Two-year letterman (1999-2000) at the University of Cincinnati after two seasons (1997-98) at El Camino College in Torrance, Calif. ... Had 68 receptions for 963 yards and three TDs over two years at Cincinnati ... Also at Cincinnati, returned 24 punts for 7.4 avg. and 33 kickoffs for 22.0 avg.

PERSONAL: Born in Jackson, Ala., but hometown is Los Angeles, Calif. ... Attended Dorsey High School in L.A., where he was all-state as well as league MVP as a senior, following junior year in which he helped lead team to 14-1 record and state title ... Lettered four times in prep football and four times in baseball, plus once in basketball ... Criminology major at University of Cincinnati ... Married (wife Minisha), with two daughters, Deyja and Keyonn ... Active in community service, he has made nursing home visits, participated in holiday party for families of children with cancer, and assisted with the 'Shop with a Jock' program ... Full name is Antonio Tavaras Chatman.

(continued)

ANTONIO CHATMAN'S STATISTICS

YEAR	TEAM	G-S	Receiving					Rushing					Scoring					
			NO	YDS	AVG	LG	TD	ATT	YDS	AVG	LG	TD	TD	TD-R	TD-P	TD-R	2-PIC	PTS
2001	—	0-0	DID NOT PLAY*					DID NOT PLAY*					DID NOT PLAY*					
2002	—	0-0	DID NOT PLAY*					DID NOT PLAY*					DID NOT PLAY*					
2003	Green Bay	16-0	0	0	—	—	0	0	0	—	—	0	0	0	0	0	0	0
2004	Green Bay	16-2	22	246	11.2	21	1	4	36	9.0	18	0	1	0	1	0	0	6
2005	Green Bay	16-3	49	549	11.2	25	4	8	34	4.3	11	0	5	0	4	**1	0	30
2006	Cincinnati	3-0	3	22	7.3	10	0	0	0	—	—	0	0	0	0	0	0	0
2007	Cincinnati	13-1	19	149	7.8	15	1	1	5	5.0	5	0	1	0	1	0	0	6
2008	Cincinnati	10-1	21	194	9.2	25	0	2	4	2.0	2	0	0	0	0	0	0	0
G.B. TOTALS		48-5	71	795	11.2	25	5	12	70	5.8	18	0	6	0	5	**1	0	36
CIN. TOTALS		26-2	43	365	8.5	25	1	3	9	3.0	5	0	1	0	1	0	0	6
CAREER		74-7	114	1160	10.2	25	6	15	79	5.3	18	0	7	0	6	**1	0	42

*NOTE: Chatman was not with an NFL team in 2001 or '02. **NOTE: TD scored on punt return (see below).

		Special Teams							Kickoff Returns							Punt Returns						
YEAR	TEAM	ST	AT	TT	FF	FR-			NO	YDS	AVG	FC	LG	TD	NO	YDS	AVG	FC	LG	TD		
						YDS	BP	BFG													BXP	
2003	Green Bay	—	—	—	—	—	—	—	36	804	22.3	0	46	0	33	277	8.4	18	33	0		
2004	Green Bay	—	—	—	—	—	—	—	25	565	22.6	0	59	0	32	245	7.7	27	28	0		
2005	Green Bay	—	—	—	—	—	—	—	5	91	18.2	0	33	0	45	381	8.5	18	85t	1		
2006	Cincinnati	—	—	—	—	—	—	—	4	93	23.3	0	31	0	8	53	6.6	3	19	0		
2007	Cincinnati	—	—	—	—	—	—	—	2	49	24.5	0	34	0	18	93	5.2	8	19	0		
2008	Cincinnati	—	—	—	—	—	—	—	0	0	—	0	—	0	21	158	7.5	5	34	0		
G.B. TOTALS		—	—	—	—	—	—	—	66	1460	22.1	0	59	0	110	903	8.2	63	85t	1		
CIN. TOTALS		—	—	—	—	—	—	—	6	142	23.7	0	34	0	47	304	6.5	16	34	0		
CAREER		—	—	—	—	—	—	—	72	1602	22.3	0	59	0	157	1207	7.7	79	85t	1		

CHATMAN'S SINGLE-GAME HIGHS

RECEIVING — Receptions: 8 at Cin. 10-30-05 (for G.B.); **Yards:** 97 at Cin. 10-30-05 (for G.B.); **Long:** 25 (twice), most recently at NYG 9-21-08 (for Cin.); **Touchdowns:** 1 (6 times), most recently at Mia. 12-30-07 (for Cin.).

Attempts: 1 (15 times), most recently vs. Jax. 11-2-08 (for Cin.); **Yards:** 18 vs. Dall. 10-24-04 (for G.B.); **Long:** 18 vs. Dall. 10-24-04 (for G.B.).

KICKOFF RETURNS — **Returns:** 8 vs. Tenn. 10-11-04 (for G.B.); **Yards:** 163 vs. Tenn. 10-11-04 (for G.B.); **Long:** 59 at Minn. 12-24-04 (for G.B.).

PUNT RETURNS — Returns: 5 (3 times), most recently at Phil. 11-27-05 (for G.B.); **Yards:** 90 vs. Chi. 12-25-05 (for G.B.); **Long:** 85 vs. Chi. 12-25-05 (TD) (for G.B.); **Touchdowns:** 1 vs. Chi. 12-25-05 (for G.B.).

CHATMAN'S 2008 GAME-BY-GAME STATISTICS

		Receiving					Punt Returns					
DATE	OPPONENT	NO	YDS	AVG	LG	TD	NO	YDS	AVG	FC	LG	TD
9-7	at Baltimore	0	0	—	—	0	4	11	2.8	0	11	0
9-14	TENNESSEE	2	16	8.0	8	0	2	42	21.0	0	34	0
9-21	at N.Y. Giants	6	70	11.7	25	0	2	31	15.5	1	21	0
9-28	CLEVELAND	2	32	16.0	22	0	1	9	9.0	0	9	0
10-5	at Dallas	7	55	7.9	18	0	1	8	8.0	0	8	0
10-12	at N.Y. Jets	0	0	—	—	0	1	10	10.0	1	10	0
10-19	PITTSBURGH	2	8	4.0	5	0	3	6	2.0	1	7	0
10-26	at Houston	0	0	—	—	0	1	15	15.0	0	15	0
11-2	JACKSONVILLE	1	2	2.0	2	0	4	22	5.5	1	13	0
11-9	—BYE—											
11-16	PHILADELPHIA	1	11	11.0	11	0	2	4	2.0	1	4	0
11-20	at Pittsburgh											
11-30	BALTIMORE											
12-7	at Indianapolis											
12-14	WASHINGTON											
12-21	at Cleveland											
12-28	KANSAS CITY											
TOTALS		21	194	9.2	25	0	21	158	7.5	5	34	0

POSTSEASON

[illegible]

(continued)

		Special Teams							Kickoff Returns							Punt Returns						
YEAR	TEAM	ST	AT	TT	FF	FR-YDS	BP	BFG	BXP	NO	YDS	AVG	FC	LG	TD	NO	YDS	AVG	FC	LG	TD	
2003	Green Bay	—	—	—	—	—	—	—	—	—	—	—	—	—	—	9	66	7.3	2	21	0	
2004	Green Bay	—	—	—	—	—	—	—	—	—	—	—	—	—	—	1	-4	-4.0	2	-4	0	
CAREER		—	—	—	—	—	—	—	—	—	—	—	—	—	—	10	62	6.2	4	21	0	



DANIEL COATS

Tight End

86

Ht: 6-3

Wt: 264

3rd year in NFL

College: Brigham Young

2008 Games-Starts: 16-4

Career Games-Starts: 31-7

Acquired: CFA'07

Born: 4-16-84

Originally a Bengals college free agent signee, Coats has played in 31 of 32 games over his first two seasons ... Played in every game in 2008, seeing action at both FB and TE, with two receptions for 19 yards and one special teams tackle ... Helped team post its two best rushing games in the final two weeks ... Became an unsung exclusive rights player when his contract expired after '08 season, and re-signed with Bengals on 2-12-09.

2008 HIGHLIGHTS: Logged one reception for 11 yards on Oct. 5 at Dallas ... Also at Dallas, threw one of the key blocks on Glenn Holt's 60-yard kickoff return ... On Dec. 14 vs. Washington, recorded one reception for eight yards ... On Dec. 21 at Cleveland, his lead blocking helped offense mount 191 rushing yards (4.2 avg.) ... Helped clear path for season-high 204 rushing yards on Dec. 28 vs. Kansas City.

2007: Signed May 2 as college free agent ... Played 15 games at TE, missing only Dec. 2 at Pittsburgh (inactive/coaches' decision) ... Had 12 catches for 122 yards

plus six special teams tackles ... Had his first multi-catch game (three-for-24) on Nov. 4 at Buffalo, and threw one of the key clearing blocks on Glenn Holt's 100-yard kickoff return for a TD ... On Dec. 30 vs. Miami, had season-high 38 receiving yards on three receptions, including a tied-for-season-long 25 yarder.

COLLEGE: Played four seasons (2003-06) at Brigham Young, seeing action in 46 of a possible 48 games ... Had 86 receptions for 966 yards (11.2 avg.) with nine TDs ... Caught 22-for-239 as a senior, and his blocking helped offense rank fourth in nation at 465.5 yards per game ... Did not play as redshirt in 2002.

PERSONAL: Hometown is Layton, Utah ... Attended Northridge High School, where as a senior in 2001 he was named "Mr. Football" by the *Deseret News* of Salt Lake City ... As prep junior, named Utah's state player of the year by *USA Today* ... Married (wife Alicia), with a daughter (Tyra) and twin boys (Dante and Dominic) ... Favorite hobbies are adventures with his kids, playing guitar and cooking.

DANIEL COATS' STATISTICS

YEAR	TEAM	G-S	Receiving					Rushing					Scoring					
			NO	YDS	AVG	LG	TD	ATT	YDS	AVG	LG	TD	TD	TD-R	TD-P	TD-RT	2-PIC	PTS
2007	Cincinnati	15-3	12	122	10.2	25	0	0	0	—	—	0	—	—	—	—	—	—
2008	Cincinnati	16-4	2	19	9.5	11	0	0	0	—	—	0	—	—	—	—	—	—
CAREER		31-7	14	141	10.1	25	0	0	0	—	—	0	—	—	—	—	—	—

		Special Teams								Kickoff Returns							Punt Returns					
YEAR	TEAM	ST	AT	TT	FF	FR-YDS	BP	BFG	BXP	NO	YDS	AVG	FC	LG	TD	NO	YDS	AVG	FC	LG	TD	
2007	Cincinnati	6	0	6	0	0-0	0	0	0	0	0	—	0	—	0	—	—	—	—	—	—	
2008	Cincinnati	1	0	1	0	0-0	0	0	0	1	18	18.0	0	18	0	—	—	—	—	—	—	
CAREER		7	0	7	0	0-0	0	0	0	1	18	18.0	0	18	0	—	—	—	—	—	—	

COATS' SINGLE-GAME HIGHS

RECEIVING — Receptions: 3 (twice); most recently at Mia. 12-30-07; **Yards:** 38 at Mia. 12-30-07; **Long:** 25 (twice); most recently at Mia. 12-30-07.



LAVERANUES COLES

Wide Receiver

11

Ht: 5-11

Wt: 200

10th year in NFL

College: Florida State

2008 Games-Starts: 16-16

Career Games-Starts: 137-122

Acquired: UFA(NYJ)'09

Born: 12-29-77

A consistently productive WR who led N.Y. Jets in TD catches in 2008, Coles signed with Bengals as unrestricted free agent on 3-4-09 ... Had 70 catches for 850 yards and seven TDs for '08 Jets ... Has had six career seasons of 70 or more catches while posting nine-year totals of 631 catches and 8095 yards (12.8 avg.), with 44 TDs ... Has started 16 games in seven of last eight seasons ... Pro Bowl selection for Washington after '03 season ... Has 20 career 100-yard receiving games ... Began career in 2000 as Jets' third-round draftee ... Signed by Washington as restricted free agent in 2003 (Redskins gave up first-round draft pick), and was traded by Redskins back to Jets in '05 for WR Santana Moss.

2008 PARTICIPATION: Started every game for Jets after missing preseason schedule due to injury ... Has played in 128 of a possible 132 games (including postseason) since becoming a regular NFL starter in 2001.

2008 HIGHLIGHTS: His team-leading seven TD catches tied his career high ... His 70 receptions for 850 receiving yards left him barely short of team leads posted by Jericho Cotchery (71-858) ... Caught Brett Favre's first pass as a Jet, a five-yarder on Sept. 7 at Miami ... Scored career-high three TDs on Sept. 28 vs. Arizona, all on passes from Favre, and finished eight-for-105 for the day, leading AFC in receiving yards for the weekend ... Caught eight-for-61 on Oct. 12 vs. Bengals, tying for game lead in catches ... Scored game-deciding TD in 28-24 win on Oct. 26 vs. Kansas City, on 15-yard reception with 1:05 to play ... Caught seven-for-88 with a TD on Nov. 23 at Tennessee, and was four-for-88 with a TD on Dec. 28 vs. Miami.

STILL A RECORD: From Game 4 of 2002 through Game 6 of '03, Coles went 19 consecutive games with five or more catches. The feat still stands as the NFL record. Coles set the mark while playing for the N.Y. Jets in '02 and Washington in '03. He averaged 6.4 catches per game in that stretch.

AIR FORCE ONE: Coles was voted by teammates as the Jets' Most Valuable Player in 2006, when he caught a career-high 91 passes for 1098 yards and six TDs. The Jets finished 10-6 and earned a Wild Card playoff berth.

ED BLOCK WINNER: In 2007, when Coles battled to play 12 games with 10 starts despite a high ankle sprain, he was voted by teammates as the Jets winner of the Ed Block Courage Award. The award goes annually to one player from each team who "demonstrates commitment to the values of sportsmanship and courage."

MORE FROM PREVIOUS SEASONS: 2000—Drafted by Jets in third round (78th overall) ... Played in 13 games as a reserve, catching 22-for-370 ... Scored his first TD on 30-yard pass from Vinny Testaverde on Oct. 23 vs. Miami, helping Jets to 40-37 win in what was dubbed the "Monday Night Miracle" ... Had his first 100-yard game (5-131) on Oct. 29 at Buffalo. **2001—**Helped Jets to 10-6 record and Wild Card playoff berth in his first year as a starter, scoring career-high seven TDs (since tied) with 59 catches for 868 yards ... Added career-high 108 rushing yards on 10 carries ... Caught five-for-111 with a TD in season-ending win on Jan. 6 at Oakland, and led Jets receivers with eight-for-123 in Wild Card loss on Jan. 12 at Oakland. **2002—**Caught 89 passes for career-high 1264 yards as 9-7 Jets won AFC East and then defeated Indianapolis in Wild Card before losing Divisional playoff at Oakland ... Caught eight-for-116 on Oct. 6 vs. Kansas City, in Chad Pennington's first career start ... Had consecutive 100-yard games, going 10-for-158 on Dec. 2 at Oakland and six-for-126 with a TD on Dec. 8 vs. Denver ... Caught eight-for-66 in postseason. **2003—**Signed March 20 by Washington as restricted free agent, costing Redskins a first-round '03 draft pick as compensation ... Caught 82-for-1204 with six TDs, becoming Redskins' first Pro Bowl WR since Gary Clark in 1991 ... Topped 100 receiving yards in each of his first three games ... Went five-for-106 against former team on Sept. 4 vs. N.Y. Jets, caught 11 for career-high 180 on Sept. 14 at Atlanta, and was seven-for-105 on Sept. 21 vs. N.Y. Giants. **2004—**Caught 90-for-950 with three 100-yard games in second season with Redskins ... Had career-high 12 catches (since tied) Dec. 12 vs. Philadelphia, gaining 100 yards. **2005—**Returned to Jets in March 9 trade with Washington, with Redskins acquiring WR Santana Moss ... Caught 73-for-845 with five TDs ... Caught TDs from two different Jets QBs on Dec. 26 vs. New England, with 11-yarder from Brooks Bollinger and 27-yarder from Vinny Testaverde. **2006—**Caught career-high 91 passes for 1098 yards for 10-6 Jets playoff

team ... Named AFC Offensive Player of the Month for September, with 24 catches for 331 yards and a TD in three games ... Caught eight-for-153 in Jets' 23-16 victory on Sept. 10 at Tennessee ... Tied career high with 12 catches Dec. 17 at Minnesota for 144 yards and a TD. **2007**—Limited to 12 games and 10 starts by high ankle sprain, missing action due to injury for first time in career ... Despite missed time, led Jets in TD catches (six) and was 55-for-646 receiving ... Named an offensive captain ... Led all receivers on Oct. 21 at Bengals in catches (eight), yards (133) and TDs (two) ... Placed on Reserve/Injured list on Dec. 22.

COLLEGE: Finished his Florida State career with 127

catches for 2012 yards and nine TDs ... Became second player under coach Bobby Bowden to score a TD via kick return, reception and rush in the same season ... Logged 2012 all-purpose yards in his final season in 1999, with 1064 receiving, 260 rushing and 688 on kickoff returns.

PERSONAL: Hometown is Jacksonville, Fla. ... Attended Ribault High School, where he played RB and rushed for almost 5000 career yards while earning Class 4A all-state honors ... Also as a prep senior, played on state championship basketball team ... Has two sons, Trilion and Landon ... Avid collector of DVD movies, with more than 2000 in his collection ... First name is pronounced "luh-VER-nee-us."

LAVERANUES COLES' STATISTICS

YEAR	TEAM	G-S	Receiving					Rushing					Scoring						
			NO	YDS	AVG	LG	TD	ATT	YDS	AVG	LG	TD	TD	TD-R	TD-P	TD-RT	2-PIC	PTS	
2000	N.Y. Jets	13-0	22	370	16.8	63	1	2	15	7.5	8	0	1	0	1	0	1	8	
2001	N.Y. Jets	16-16	59	868	14.7	40	7	10	108	10.8	20	0	7	0	7	0	0	42	
2002	N.Y. Jets	16-16	89	1264	14.2	43	5	6	39	6.5	21	0	5	0	5	0	1	32	
2003	Washington	16-16	82	1204	14.7	64	6	10	39	3.9	23	0	6	0	6	0	0	36	
2004	Washington	16-16	90	950	10.6	45	1	3	-3	-1.0	7	0	1	0	1	0	0	6	
2005	N.Y. Jets	16-16	73	845	11.6	43	5	0	0	—	—	0	5	0	5	0	0	30	
2006	N.Y. Jets	16-16	91	1098	12.1	58	6	2	14	7.0	15	0	6	0	6	0	0	36	
2007	N.Y. Jets	12-10	55	646	11.7	57	6	0	0	—	—	0	6	0	6	0	0	36	
2008	N.Y. Jets	16-16	70	850	12.1	54	7	2	9	4.5	6	0	7	0	7	0	0	42	
NYJ TOTALS			105-90	459	5941	12.9	63	37	22	185	8.4	21	0	37	0	37	0	226	
WASH. TOTALS			32-32	172	2154	12.5	64	7	13	36	2.8	23	0	7	0	7	0	0	42
CAREER			137-122	631	8095	12.8	64	44	35	221	6.3	23	0	44	0	44	0	2	268

		Special Teams							Kickoff Returns							Punt Returns					
YEAR	TEAM	ST	AT	TT	FF	YDS	BP	BFG	BXP	NO	YDS	AVG	FC	LG	TD	NO	YDS	AVG	FC	LG	TD
2000	N.Y. Jets	5	0	5	0	0-0	0	0	0	11	207	18.8	0	24	0	—	—	—	—	—	—
2001	N.Y. Jets	0	0	0	0	0-0	0	0	0	9	211	23.4	0	34	0	—	—	—	—	—	—
2006	N.Y. Jets	0	0	0	0	0-0	0	0	0	1	0	0.0	0	0	0	—	—	—	—	—	—
CAREER		5	0	5	0	0-0	0	0	0	21	418	19.9	0	34	0	—	—	—	—	—	—

COLES' SINGLE-GAME HIGHS

RECEIVING — **Receptions:** 12 (twice), most recently at Minn. 12-17-06 (for NYJ); **Yards:** 180 at Atl. 9-14-03 (for Wash.); **Long:** 64 vs. Sea. 11-9-03 (for Wash.); **Touchdowns:** 3 vs. Ariz. 9-28-08 (for NYJ).

RUSHING — **Attempts:** 2 (twice), most recently at Mia. 11-23-03 (for Wash.); **Yards:** 23 vs NYG 9-21-03 (for Wash.); **Long:** 23 vs NYG 9-21-03 (for Wash.).

POSTSEASON

YEAR	TEAM	G-S	Receiving					Rushing					Scoring					
			NO	YDS	AVG	LG	TD	ATT	YDS	AVG	LG	TD	TD	TD-R	TD-P	TD-RT	2-PIC	PTS
2001	N.Y. Jets	1-1	8	123	15.4	29	0	1	7	7.0	7	0	—	—	—	—	—	—
2002	N.Y. Jets	2-2	8	66	8.3	14	0	1	-1	-1.0	-1	0	—	—	—	—	—	—
2006	N.Y. Jets	1-1	5	45	9.0	14	0	0	0	—	—	0	—	—	—	—	—	—
CAREER		4-4	21	234	11.1	29	0	2	6	3.0	7	0	—	—	—	—	—	—

(continued)

10 WINS, NO PLAYOFFS

The best Bengals team to miss out on postseason play was coach **Bill Johnson's** 1976 club, which went 10-4 but lost a tiebreaker to Pittsburgh for the AFC Central title. Only one Wild Card team made the playoffs from each conference at that time, and the berth went to an 11-3 New England club that lost a tiebreaker in the AFC East. One other Bengals team — the 1986 club — won 10 games (10-6) and failed to make the playoffs.

LAVERANUES COLES' CAREER GAME-BY-GAME RECEIVING STATISTICS

DATE	OPPONENT	NO	YDS	AVG	LG	TD
2000 (with N.Y. Jets)						
9-3	at Green Bay	0	0	—	—	0
9-11	NEW ENGLAND		INACTIVE			
9-17	BUFFALO	0	0	—	—	0
9-24	at Tampa Bay	2	34	17.0	17	0
10-1	—BYE—					
10-8	PITTSBURGH	1	18	18.0	18	0
10-15	at New England	6	53	8.8	16	0
10-23	MIAMI	4	55	13.8	30t	1
10-29	at Buffalo	5	131	26.2	63	0
11-5	DENVER	1	31	31.0	31	0
11-12	at Indianapolis	2	32	16.0	20	0
11-19	at Miami	0	0	—	—	0
11-26	CHICAGO		INACTIVE			
12-3	INDIANAPOLIS		INACTIVE			
12-10	at Oakland	1	16	16.0	16	0
12-17	DETROIT	0	0	—	—	0
12-24	at Baltimore	0	0	—	—	0
2001 (with N.Y. Jets)						
9-9	INDIANAPOLIS	1	38	38.0	38t	1
9-23	at New England	3	24	8.0	10	0
10-1	SAN FRANCISCO	3	60	20.0	39	0
10-7	at Buffalo	5	77	15.4	21	0
10-14	MIAMI	5	77	15.4	25t	2
10-21	ST. LOUIS	1	13	13.0	13	0
10-28	at Carolina	7	91	13.0	26	0
11-4	at New Orleans	3	47	15.7	25	1
11-11	KANSAS CITY	4	31	7.8	14	0
11-18	at Miami	3	42	14.0	19	1
11-25	—BYE—					
12-2	NEW ENGLAND	3	63	21.0	34t	1
12-9	at Pittsburgh	3	20	6.7	15	0
12-16	CINCINNATI	2	23	11.5	18	0
12-23	at Indianapolis	4	52	13.0	21	0
12-30	BUFFALO	7	99	14.1	29	0
1-6	at Oakland	5	111	22.2	40t	1
Postseason						
1-12	at Oakland	8	123	15.4	29	0
2002 (with N.Y. Jets)						
9-8	at Buffalo	4	32	8.0	10	0
9-15	NEW ENGLAND	0	0	—	—	0
9-22	at Miami	2	14	7.0	9	0
9-29	at Jacksonville	8	97	12.1	22	0
10-6	KANSAS CITY	8	116	14.5	21	0
10-13	—BYE—					
10-20	MINNESOTA	6	86	14.3	28	1
10-27	CLEVELAND	5	61	12.2	37t	1
11-3	at San Diego	5	60	12.0	20	0
11-10	MIAMI	5	80	16.0	42	0
11-17	at Detroit	7	114	16.3	31	0
11-24	BUFFALO	7	78	11.1	28	1
12-2	at Oakland	10	158	15.8	27	0
12-8	DENVER	6	126	21.0	34	1
12-15	at Chicago	5	71	14.2	21	0
12-22	at New England	5	78	15.6	32t	1
12-29	GREEN BAY	6	93	15.5	43	0
Postseason						
1-4	INDIANAPOLIS	4	36	9.0	14	0
1-11	at Oakland	4	30	7.5	14	0
2003 (with Washington)						
9-4	N.Y. JETS	5	106	21.2	48	0
9-14	at Atlanta	11	180	16.4	33	1
9-21	N.Y. GIANTS	7	105	15.0	32	0
9-28	NEW ENGLAND	5	62	12.4	24	0
10-5	at Philadelphia	5	60	12.0	22	0
10-12	TAMPA BAY	6	60	10.0	22	0
10-19	at Buffalo	3	58	19.3	47	0

DATE	OPPONENT	NO	YDS	AVG	LG	TD
10-26 —BYE—						
11-2	at Dallas	4	27	6.8	14	1
11-9	SEATTLE	5	125	25.0	64	1
11-16	at Carolina	4	35	8.8	14	0
11-23	at Miami	4	62	15.5	37t	1
11-30	NEW ORLEANS	6	88	14.7	21	0
12-7	at N.Y. Giants	4	55	13.8	24	0
12-14	DALLAS	0	0	—	—	0
12-21	at Chicago	7	94	13.4	20	2
12-27	PHILADELPHIA	6	87	14.5	23	0
2004 (with Washington)						
9-12	TAMPA BAY	3	27	9.0	11	0
9-19	at N.Y. Giants	9	100	11.1	22	0
9-27	DALLAS	5	42	8.4	20	0
10-3	at Cleveland	7	122	17.4	45	0
10-10	BALTIMORE	3	25	8.3	10	0
10-17	at Chicago	4	52	13.0	21	0
10-24	—BYE—					
10-31	GREEN BAY	7	84	12.0	17	0
11-7	at Detroit	4	46	11.5	15t	1
11-14	CINCINNATI	6	74	12.3	22	0
11-21	at Philadelphia	4	34	8.5	15	0
11-28	at Pittsburgh	6	55	9.2	17	0
12-5	N.Y. GIANTS	6	60	10.0	20	0
12-12	PHILADELPHIA	12	100	8.3	20	0
12-18	at San Francisco	4	39	9.8	19	0
12-26	at Dallas	7	53	7.6	32	0
1-2	MINNESOTA	3	37	12.3	20	0
2005 (with N.Y. Jets)						
9-11	at Kansas City	6	66	11.6	22	0
9-18	MIAMI	5	68	13.6	25	1
9-25	JACKSONVILLE	4	17	4.3	8	0
10-2	at Baltimore	1	16	16.0	16	0
10-9	TAMPA BAY	6	89	14.8	31	0
10-16	at Buffalo	4	33	8.3	14	0
10-24	at Atlanta	9	96	10.7	15	0
10-30	—BYE—					
11-6	SAN DIEGO	6	64	10.7	19	1
11-13	at Carolina	3	30	10.0	13	0
11-20	at Denver	6	62	10.3	18	0
11-27	NEW ORLEANS	3	36	12.0	17	0
12-4	at New England	4	35	8.8	14	0
12-11	OAKLAND	3	30	10.0	12	0
12-18	at Miami	4	53	13.3	24	1
12-26	NEW ENGLAND	5	71	14.2	27t	2
1-1	BUFFALO	4	79	19.8	43	0
2006 (with N.Y. Jets)						
9-10	at Tennessee	8	153	19.1	41	0
9-17	NEW ENGLAND	6	100	16.7	46t	1
9-24	at Buffalo	10	78	7.8	16	0
10-1	INDIANAPOLIS	6	81	13.5	19	0
10-8	at Jacksonville	3	19	6.3	8	0
10-15	MIAMI	5	106	21.2	58t	2
10-22	DETROIT	4	29	7.3	15	0
10-29	at Cleveland	4	40	10.0	23	0
11-5	—BYE—					
11-12	at New England	5	29	5.8	7	0
11-19	CHICAGO	8	80	10.0	14	0
11-26	HOUSTON	9	111	12.3	36	1
12-3	at Green Bay	3	28	9.3	12	0
12-10	BUFFALO	4	67	16.8	23	1
12-17	at Minnesota	12	144	12.0	21	1
12-25	at Miami	2	9	4.5	6	0
12-31	OAKLAND	2	24	12.0	18	0
Postseason						
1-7	at New England	5	45	9.0	14	0

(continued)

DATE	OPPONENT	NO	YDS	AVG	LG	TD
2007 (with N.Y. Jets)						
9-9	NEW ENGLAND	7	59	8.4	17	2
9-16	at Baltimore	6	57	9.5	24	0
9-23	MIAMI	3	30	10.0	23	1
9-30	at Buffalo	8	65	8.1	18	1
10-7	at N.Y. Giants	8	89	11.1	28	0
10-14	PHILADELPHIA	1	27	27.0	27	0
10-21	at Cincinnati	8	133	16.6	57 ¹	2
10-28	BUFFALO	1	13	13.0	13	0
11-4	WASHINGTON		INACTIVE			
11-11	—BYE—					
11-18	PITTSBURGH	1	56	56.0	56	0
11-22	at Dallas		INACTIVE			
12-2	at Miami	5	69	13.8	32	0
12-9	CLEVELAND	7	48	6.9	12	0
12-16	at New England	0	0	—	—	0
12-23	at Tennessee		RESERVE/INJURED			
12-30	KANSAS CITY		RESERVE/INJURED			

DATE	OPPONENT	NO	YDS	AVG	LG	TD
2008 (with N.Y. Jets)						
9-7	at Miami	1	5	5.0	5	0
9-14	NEW ENGLAND	3	72	24.0	54	0
9-22	at San Diego	6	75	12.5	41	1
9-28	ARIZONA	8	105	13.1	34 ¹	3
10-5	—BYE—					
10-12	CINCINNATI	8	61	7.6	29	0
10-19	at Oakland	4	51	12.8	19	0
10-26	KANSAS CITY	7	64	9.1	15	1
11-2	at Buffalo	3	40	13.3	14	0
11-9	ST. LOUIS	1	14	14.0	14	0
11-13	at New England	5	38	7.6	16	0
11-23	at Tennessee	7	88	12.6	25	1
11-30	DENVER	2	2	1.0	4	0
12-7	at San Francisco	1	5	5.0	5	0
12-14	BUFFALO	5	82	16.4	22	0
12-21	at Seattle	5	60	12.0	23	0
12-28	MIAMI	4	88	22.0	27	1

BENGALS LEAGUE & CONFERENCE LEADERS

BENGALS NFL LEADERS

PASSER RATING

(Current rating system in place since 1973)

1988	Boomer Esiason	97.4
1982	Ken Anderson	95.3
1981	Ken Anderson	98.4
1975	Ken Anderson	93.9
1974	Ken Anderson	95.7

TOUCHDOWN PASSES

2005	Carson Palmer	^32
------	---------------	-----

RECEPTIONS

2007	T.J. Houshmandzadeh	^*112
------	---------------------	-------

RECEIVING YARDS

2006	Chad Ochocinco	1369
------	----------------	------

INTERCEPTIONS

2005	Deltha O'Neal	^*10
------	---------------	------

PUNT RETURN AVG.

1984	Mike Martin	15.7
1974	Lemar Parrish	^18.8

PUNTING AVG.

1981	Pat McNally	45.4
1978	Pat McNally	43.1
1971	Dave Lewis	44.8
1970	Dave Lewis	^46.2

BENGALS AFC LEADERS

SCORING

2005	Shayne Graham	^131
1987	Jim Breech	97
1981	Jim Breech	^115

RUSHING YARDS

1968	Paul Robinson	^*1023
------	---------------	--------

TOUCHDOWNS

1995	Carl Pickens	^17
1988	Ickey Woods	^15
1983	Pete Johnson	^14

PASSER RATING

(Current rating system in place since 1973)

1989	Boomer Esiason	92.1
1988	Boomer Esiason	^97.4
1982	Ken Anderson	^95.3
1981	Ken Anderson	^98.4
1975	Ken Anderson	^93.9
1974	Ken Anderson	^95.7

TOUCHDOWN PASSES

2005	Carson Palmer	^#32
1995	Jeff Blake	28
1989	Boomer Esiason	28
1988	Boomer Esiason	^28

RECEPTIONS

2007	T.J. Houshmandzadeh	^*^112
2005	Chad Ochocinco	97
1996	Carl Pickens	100
1995	Carl Pickens	99

RECEIVING YARDS

2006	Chad Ochocinco	^1369
2005	Chad Ochocinco	1432
2004	Chad Ochocinco	1274
2003	Chad Ochocinco	1355
1988	Eddie Brown	1273
1973	Isaac Curtis	843

PUNT RETURN AVG.

1984	Mike Martin	^15.7
1974	Lemar Parrish	^*^18.8

INTERCEPTIONS

2005	Deltha O'Neal	^*^10
1983	Ken Riley	^*8
1982	Ken Riley	^*5
1976	Ken Riley	9

PUNTING AVG.

1981	Pat McNally	^45.4
1978	Pat McNally	^43.1
1971	Dave Lewis	^44.8
1970	Dave Lewis	^*^46.2

KICKOFF RETURN AVG.

1999	Tremain Mack	^27.1
------	--------------	-------

— KEY —

- # Also led NFL
- ^ Also a Bengals record
- * Tied for lead
- ** American Football League



Ht: 6-5
Wt: 315
2nd year in NFL

College: Kansas
2008 Games-Starts: 9-6
Career Games-Starts: 9-6

Acquired: D4'08
(112th overall)
Born: 11-2-85

A promising rookie performer last season, Collins replaced injured Levi Jones as starting LOT for the final six games ... Helped team finish year on a three-game win streak, and supported Cincinnati's two best rushing games of the season in the final two contests ... Part of line effort that led performance of only three sacks allowed over the final three games.

2008 PARTICIPATION: Drafted by Bengals in fourth round (112th overall) ... Signed July 27 ... Played in nine games (Games 2, 8-9 and 11-16), with starts at ROT in Games 11-16 ... Active-DNP for Games 1 and 3-7 ... Game day inactive for Game 10.

2008 HIGHLIGHTS: His six starts at LOT included a solid effort against Pro Bowl DE Dwight Freeney on Dec. 7 at Indianapolis ... In win Dec. 14 vs. Washington, helped line lead the way for 310 net yards offense ... On Dec. 21 at Cleveland, line paved the way for 191 rushing yards in victory ... Helped clear path for season-best 204 rushing yards on Dec. 28 vs. Kansas City ... Made NFL debut Sept. 14 vs. Tennessee, playing on special teams and as

extra blocker in short-yardage offense ... Saw brief action at LOT Nov. 2 vs. Jacksonville.

COLLEGE: Played 32 games over three seasons (2005-07) at Kansas ... Earned multiple first-team All-America honors in '07, starting at LOT as Kansas posted 12-1 record with victory over Virginia Tech in FedEx Orange Bowl ... Redshirted as a freshman in 2004, and left KU following his junior season to enter NFL Draft ... As a junior, credited with 108 knockdowns and 15 touchdown-producing blocks for an offense that averaged 479.8 yards per game; he was penalized only twice all season.

PERSONAL: Hometown is Beaumont, Texas ... Attended Central High School, where he played football only as a senior and earned Class 4A all-state honors as a DE ... African-American studies major at Kansas.

ANTHONY COLLINS' STATISTICS

YEAR	TEAM	GAMES	STARTS
2008	Cincinnati	9	6
CAREER		9	6



Ht: 6-3
Wt: 312
2nd year in NFL

College: Michigan State
2008 Games-Starts: 5-0
Career Games-Starts: 5-0

Acquired: FA'07
Born: 7-25-83

Cook delivered a strong performance in 2009 offseason work, and he opens training camp with the inside track for the starting center job ... Saw his first NFL action in '08, but a toe injury sidelined him for the season's final 10 games ... Spent his entire 2007 rookie season on Bengals practice squad after entering NFL with Minnesota.

2008 RECAP: Played in Games 2-6 on special teams ... Placed on Reserve/Injured list Oct. 17, due to a dislocated toe suffered in a collision during pregame warmups Oct. 5 at Dallas ... Played in all four preseason games ... Active-DNP for Game 1.

2007: Signed May 4 with Minnesota as college free agent ... Played in all four Vikings preseason games, and was waived Sept. 1 ... Signed Sept. 5 to Bengals practice squad ... On practice squad for Games 1-16, and was signed Dec. 31 to Bengals offseason roster.

COLLEGE: Closed his Michigan State career with 35 consecutive starts and played in Hula Bowl following the 2006 campaign ... Played from 2003-06, following redshirt year in 2002 ... Named second-team All-Big Ten as a senior, leading team in pancake blocks (48) for the second straight year ... Started 11 games as a junior for club that set school record for passing yards (295.5 ypg.).

PERSONAL: Hometown is Macomb, Mich. ... Attended Dakota High School, where he earned Class A all-state honors from *The Detroit News* while also lettering in basketball and track ... Holds degree in construction management from Michigan State ... Single ... Hobbies include hunting, fishing and boating.

KYLE COOK'S STATISTICS

YEAR	TEAM	GAMES	STARTS
2007	Cincinnati	DID NOT PLAY*
2008	Cincinnati5	0
CAREER		5	0

*NOTE: Cook was on the practice squad for 16 games with Cincinnati in 2007.



CHRIS CROCKER

Safety

42

Ht: 5-11

Wt: 200

7th year in NFL

College: Marshall

2008 Games-Starts: 14-8

Career Games-Starts: 88-60

Acquired: FA'08

Born: 3-9-80

Seventh-year NFL vet is in his first full Bengals season in '09, following a highly productive second half last year after signing as a free agent ... Logged 48 tackles in eight games, with 1.5 sacks, one INT, six passes defended and a forced fumble ... Started the last six games ... Entered NFL as a Cleveland third-round draft choice in 2003, and played three seasons for Browns before logging two years at Atlanta ... Became an unrestricted free agent on 2-27-09 and re-signed with Bengals on same day.

2008 PARTICIPATION: Signed April 2 with Miami as unrestricted free agent ... Played for Dolphins in Games 1-6, with two starts ... Waived Oct. 21, and signed with Bengals on Oct. 30 ... Played in eight games (Games 9-16) for Cincinnati, with starts in Games 11-12 at SS and Games 13-16 at FS.

2008 HIGHLIGHTS: Made Bengals debut Nov. 2 vs. Jacksonville, just three days after signing, and saw limited action ... On Nov. 16 vs. Philadelphia, logged a third-quarter INT, a fourth-quarter sack that forced a punt, and a third-down pass defended ... Snagged sixth career INT in third quarter vs. Eagles when he made a tough grab of Donovan McNabb pass at Bengals' 22 and returned it 22 yards to the 44 ... On Nov. 20 at Pittsburgh, tied for second on team in tackles (nine) ... On Nov. 30 vs. Baltimore, recorded six tackles, including credit for a shared sack, and one QB hurry ... On Dec. 14 vs. Washington, led secondary with 14 tackles (second on team) and forced a fumble by TE Chris Cooley that Bengals recovered to set up their first TD ... Also vs. Washington, led team in solo tackles (10), tying team's season-high for solos ... Prior to joining Bengals, had nine tackles and a pass defended over Games 1-6 for Miami.

PREVIOUS SEASONS: **2003**—Drafted by Cleveland in third round (84th overall) ... Played in 16 games with one start, posting 28 tackles on defense and 11 stops on special teams (ranked fifth on special teams) ... Had

season-best three special teams tackles on Dec. 23 at Cincinnati. **2004**—Played for Browns in Games 1-12, with five starts ... Missed last four games due to biceps injury ... Had 61 tackles (45 solo), including two sacks, with an INT for a TD and five total passes defended ... Also had 12 tackles on special teams (ranked fifth) ... On Oct. 10 at Pittsburgh, returned an intercepted Ben Roethlisberger pass 20 yards for a TD, and his seven tackles included a nine-yard drop of Roethlisberger for his first career sack ... Had nine tackles with a sack and a pass defended on Nov. 21 vs. N.Y. Jets as Browns limited Jets to 10 points and 235 net yards. **2005**—Started all 16 games at SS for Cleveland defense that ranked fourth in NFL in fewest passing yards allowed (179.2 per game) ... Logged career-high 86 tackles, including two sacks, and had two INTs, two forced fumbles and a fumble recovery ... Led the defense in 20-10 win Oct. 9 vs. Chicago, with nine tackles (one sack), two forced fumbles and a fumble recovery ... Made key play in fourth quarter vs. Bears, stripping ball from QB Kyle Orton and recovering at Bears' 29 to set up a TD ... Intercepted a Sage Rosenfels pass in shutout win Nov. 20 vs. Miami ... Tied season-high with 10 tackles on Dec. 11 at Cincinnati as Browns lost but allowed only 93 passing yards. **2006**—Traded by Cleveland to Atlanta on March 20 for fourth-round pick in '06 draft ... Started all 16 games at FS for Falcons, with 48 tackles (one sack), one INT and eight total passes defended ... Sacked Carson Palmer for eight-yard loss in win Oct. 29 at Cincinnati ... On Dec. 3 at Washington, helped preserve 24-14 win with fourth-quarter INT of a Jason Campbell pass and a 28-yard return. **2007**—Played and started 14 games for Atlanta, after missing the first two games with a knee injury ... Posted career-highs for INTs (three) and total passes defended (11) ... Had 63 tackles, including a sack, and a fumble recovery ... Recovered an Eli Manning fumble in Monday night game Oct. 15 vs. N.Y. Giants ... Preserved victory Nov. 11 at Carolina by intercepting Matt Moore pass on game's final play ... Returned INT of a Gus Frerotte pass for 16 yards on Dec. 2 at St. Louis ... On

(Chris Crocker, cont'd)

Dec. 20 vs. Seattle, made 18-yard INT return of a Seneca Wallace pass to the Seahawks' 10, setting up a crucial TD in 44-41 win.

COLLEGE: Four-year letterman (1999-2002) at Marshall, starting his last three seasons ... Redshirted as true freshman in 1998 ... Totaled 277 tackles, four INTs, three sacks and 24 passes defended ... Earned first team All-MAC honors as a junior, with 88 tackles, 1.5 sacks, one INT and 10 passes defended ... Second

team All-MAC as a senior with 126 tackles (two sacks) and 20 passes defended.

PERSONAL: Hometown is Chesapeake, Va. ... Attended Deep Creek HS, where he twice earned all-region football honors ... All-state track performer at Deep Creek, ranking third in nation in 100-meter high hurdles as a senior in 1997 ... Competed on Marshall's track team as a freshman ... Earned degree from Marshall, with double majors (sports management and marketing) ... Was a high school teammate of NFL cornerback DeAngelo Hall.

CHRIS CROCKER'S STATISTICS

			Defense							Interceptions					Scoring					
YEAR	TEAM	G-S	ST	AT	TT	SKS-	PD	FF	FR-	NO	YDS	AVG	LG	TD	TD	IntRt	FR	TD	S	PTS
						YDS			YDS							TD	FRRt			
2003	Cleveland	16-1	26	2	28	0-0	2	0	0-0	0	0	—	—	0	0	0	0	0	0	0
2004	Cleveland	12-5	45	16	61	2-15	5	0	0-0	1	20	20.0	20t	1	1	1	0	0	0	6
2005	Cleveland	16-16	41	45	86	2-21	4	2	1-0	2	35	17.5	24	0	0	0	0	0	0	0
2006	Atlanta	16-16	40	8	48	1-8	8	0	0-0	1	28	28.0	28	0	0	0	0	0	0	0
2007	Atlanta	14-14	52	11	63	1-10	11	0	1-0	3	40	13.3	18	0	0	0	0	0	0	0
2008	Miami	6-2	9	0	9	0-0	1	0	0-0	0	0	—	—	0	0	0	0	0	0	0
	Cincinnati	8-6	33	15	48	1.5-10.5	6	1	0-0	1	22	22.0	22	0	0	0	0	0	0	0
CLE. TOTALS		44-22	112	63	175	4-36	11	2	1-0	3	55	18.3	24	1	1	1	0	0	0	6
ATL. TOTALS		30-30	92	19	111	2-18	19	0	1-0	4	68	17.0	28	0	0	0	0	0	0	0
MIA. TOTALS		6-2	9	0	9	0-0	1	0	0-0	0	0	—	—	0	0	0	0	0	0	0
CIN. TOTALS		8-6	33	15	48	1.5-10.5	6	1	0-0	1	22	22.0	22	0	0	0	0	0	0	0
CAREER		88-60	246	97	343	7.5-64.5	37	3	2-0	8	145	18.1	28	1	1	1	0	0	0	6

		Special Teams								Kickoff Returns							Punt Returns						
YEAR	TEAM	ST	AT	TT	FF	FR-YDS	BP	BFG	BXP	NO	YDS	AVG	FC	LG	TD	NO	YDS	AVG	FC	LG	TD		
2003	Cleveland	10	1	11	0	0-0	0	0	0	—	—	—	—	—	—	—	—	—	—	—	—		
2004	Cleveland	9	3	12	0	0-0	0	0	0	—	—	—	—	—	—	—	—	—	—	—	—		
2005	Cleveland	4	1	5	0	0-0	0	0	0	—	—	—	—	—	—	—	—	—	—	—	—		
2006	Atlanta	1	0	1	0	0-0	0	0	0	—	—	—	—	—	—	—	—	—	—	—	—		
2007	Atlanta	0	0	0	0	0-0	0	0	0	—	—	—	—	—	—	—	—	—	—	—	—		
2008	Miami	1	0	1	0	0-0	0	0	0	—	—	—	—	—	—	—	—	—	—	—	—		
	Cincinnati	0	0	0	0	0-0	0	0	0	—	—	—	—	—	—	—	—	—	—	—	—		
CLE. TOTALS		23	5	28	0	0-0	0	0	0	—	—	—	—	—	—	—	—	—	—	—	—		
ATL. TOTALS		1	0	1	0	0-0	0	0	0	—	—	—	—	—	—	—	—	—	—	—	—		
MIA. TOTALS		1	0	1	0	0-0	0	0	0	—	—	—	—	—	—	—	—	—	—	—	—		
CIN. TOTALS		0	0	0	0	0-0	0	0	0	—	—	—	—	—	—	—	—	—	—	—	—		
CAREER		25	5	30	0	0-0	0	0	0	—	—	—	—	—	—	—	—	—	—	—	—		

— CROCKER'S 2008 GAME-BY-GAME DEFENSIVE STATISTICS —

DATE	OPPONENT	ST	AT	TT	SKS-YDS	INT-YDS	PD	FF	FR-YDS
Miami									
9-7	N.Y. JETS	2	0	2	0-0	0-0	0	0	0-0
9-14	at Arizona	2	0	2	0-0	0-0	0	0	0-0
9-21	at New England	0	0	0	0-0	0-0	0	0	0-0
9-28	—BYE—								
10-5	SAN DIEGO	3	0	3	0-0	0-0	0	0	0-0
10-12	at Houston	1	0	1	0-0	0-0	1	0	0-0
10-19	BALTIMORE	1	0	1	0-0	0-0	0	0	0-0
10-26	BUFFALO				NOT WITH AN NFL TEAM				
Cincinnati									
11-2	JACKSONVILLE	0	0	0	0-0	0-0	0	0	0-0
11-9	—BYE—								
11-16	PHILADELPHIA	5	1	6	1-7	1-22	3	0	0-0
11-20	at Pittsburgh	7	2	9	0-0	0-0	0	0	0-0
11-30	BALTIMORE	4	2	6	0.5-3.5	0-0	0	0	0-0
12-7	at Indianapolis	1	3	4	0-0	0-0	0	0	0-0
12-14	WASHINGTON	10	4	14	0-0	0-0	0	1	0-0
12-21	at Cleveland	4	1	5	0-0	0-0	1	0	0-0
12-28	KANSAS CITY	2	2	4	0-0	0-0	2	0	0-0
MIA. TOTALS		9	0	9	0-0	0-0	1	0	0-0
CIN. TOTALS		33	15	48	1.5-10.5	1-22	6	1	0-0
2008 TOTALS		42	15	57	1.5-10.5	1-22	7	1	0-0



ANDREW CRUMMEY

Guard

60

Ht: 6-5

Wt: 301

2nd year in NFL

College: Maryland

2008 Games-Starts: 6-0

Career Games-Starts: 6-0

Acquired: PS(Wash.)'08

Born: 10-22-84

Crummey played in six games for Cincinnati last season after signing from Washington Redskins practice squad ... Opens '09 at guard on depth chart; played center in brief offensive action last season.

2008 RECAP: Signed May 7 with Washington as college free agent ... Played in all four Redskins preseason games ... Waived Aug. 30, and signed Sept. 1 to Redskins practice squad ... Signed to Bengals roster on Oct. 21 ... Inactive for Games 8-9, active-DNP for Game 10, and played in Games 11-16 ... Made NFL debut Nov. 20 at Pittsburgh on special teams ... On Dec. 7 at Indianapolis, saw first NFL action at center, playing in last series.

COLLEGE: Played four seasons (2004-07) at Maryland, logging 41 games, with all 36 starts at RG ... Earned second-team All-America honors from *The Sporting News* as a senior in 2007, though he missed five games due to

fractured fibula ... Started 12 games as a junior and named second-team All-Atlantic Coast Conference ... Named second team Freshman All-America by *The Sporting News* in 2004 ... Redshirt year in 2003.

PERSONAL: Hometown is Van Wert, Ohio ... Played G and DE at Van Wert High School, earning Division III first-team all-state honors as a senior ... Also lettered in high school in wrestling and track and field ... Earned B.A. degree from Maryland.

ANDREW CRUMMEY'S STATISTICS

YEAR	TEAM	GAMES	STARTS
2008	Washington	DID NOT PLAY*	
	Cincinnati	6	0
CAREER		6	0

*NOTE: Crummey was on the practice squad for seven games with Washington in 2008.



DeDe DORSEY

Halfback

27

Ht: 5-11

Wt: 210

4th year in NFL

College: Lindenwood

2008 Games-Starts: 4-0

Career Games-Starts: 29-2

Acquired: FA'07

Born: 8-1-84

After a promising 2007 season, Dorsey was limited to four games in '08, due to a hamstring injury ... Provided some spark on offense in '07, posting 8.7-yard rushing average (21-183), and also became first Bengal since 1978 to return his own blocked punt for a TD ... Played for Indianapolis in 2006 in 13 regular-season games and four playoff games, including Super Bowl XLI ... First entered the NFL as a college free agent with Bengals in 2005 ... Bengals contract expired after '08 season, and he re-signed as a free agent on 2-27-09.

2008 RECAP: Played in Games 1-4, but suffered season-ending hamstring injury in Game 4, Sept. 28 vs. Cleveland ... Placed Sept. 30 on Reserve/Injured list ... Ended his abbreviated season with five rushes for eight yards and two receptions for 49 yards ... On Sept. 14 vs. Tennessee, led team in receiving yards (49 on two catches)

and was three-for-10 rushing, also leading team in yards from scrimmage (59).

DO IT YOURSELF: On Nov. 18, 2007 vs. Arizona, Dorsey blocked a Mike Barr punt in the third quarter and returned it 19 yards for a TD. The blocked punt was Bengals' first since 1989, and Dorsey became only the third Bengal to single-handedly block a punt and score a TD, joining DE Bob Maddox (1974 vs. Kansas City) and CB Scott Perry (1978 vs. Kansas City).

MORE FROM PREVIOUS SEASONS: 2006— Signed May 5 with Bengals as college free agent ... Played in all four Bengals preseason games, rushing 20-for-149 (7.5 avg.) and adding three receptions for 80 yards ... Waived Sept. 2, and acquired on waivers by Indianapolis on Sept. 3 ... Inactive for Colts in

(DeDe Dorsey, cont'd)

Games 1-3, rehabbing from preseason ankle injury, and played on special teams in Games 4-16, plus all four postseason games. **2007**—Opened preseason with Indianapolis and played in all four Colts preseason games ... Waived on Sept. 2 ... Signed on Sept. 25 with Bengals as free agent ... Played in 12 games (Games 4-15), and credited with two starts (Games 12 and 15) ... Suffered high ankle sprain Dec. 23 vs. Cleveland and was placed Dec. 26 on Reserve/Injured list, missing Game 16 at Miami ... His 8.7-yard rushing average (on 21-for-183) is the highest season average in Bengals history for a player with 20 or more attempts ... His 45-yard rush on Dec. 9 vs. St. Louis was the longest

Bengals rushing gain of the '07 season.

COLLEGE: In two seasons (2004-05) at Lindenwood University (St. Charles, Mo.), Dorsey earned the rare distinction of NAIA All-America honors on both offense and defense ... Won honors at DB as junior and at RB as senior ... Moved full-time to RB with four games remaining in junior year, and in 15 career games at RB, rushed for 2441 yards with 25 TDs ... Started college career at Ottawa (Kan.) University in 2002-03 ... For his full college career, had 16 blocked kicks (seven FGs and nine punts).

PERSONAL: Hometown is Broken Arrow, Okla. ... Attended Broken Arrow High School.

DeDe DORSEY'S STATISTICS

YEAR	TEAM	G-S	Rushing					Receiving					Scoring					
			ATT	YDS	AVG	LG	TD	NO	YDS	AVG	LG	TD	TD	TD-R	TD-P	TD-RI	2-PIC	PTS
2006	Indianapolis	13-0	0	0	—	—	0	0	0	—	—	0	0	0	0	0	0	0
2007	Cincinnati	12-2	21	183	8.7	45	0	4	19	4.8	17	0	1	0	0	*1	0	6
2008	Cincinnati	4-0	5	8	1.6	7	0	2	49	24.5	36	0	0	0	0	0	0	0
IND. TOTALS		13-0	0	0	—	—	0	0	0	—	—	0	0	0	0	0	0	0
CIN. TOTALS		16-2	26	191	7.3	45	0	6	68	11.3	36	0	1	0	0	*1	0	6
CAREER		29-2	26	191	7.3	45	0	6	68	11.3	36	0	1	0	0	*1	0	6

YEAR	TEAM	Special Teams								Kickoff Returns						Punt Returns					
		ST	AT	TT	FF	YDS	BP	BFG	BXP	NO	YDS	AVG	FC	LG	TD	NO	YDS	AVG	FC	LG	TD
2006	Indianapolis	0	0	0	0	0-0	0	0	0	**0	**4	—	0	4	0	—	—	—	—	—	—
2007	Cincinnati	3	2	5	0	0-0	1	0	0	2	20	10.0	0	20	0	—	—	—	—	—	—
2008	Cincinnati	0	0	0	0	0-0	0	0	0	0	0	—	0	—	0	—	—	—	—	—	—
IND. TOTALS		0	0	0	0	0-0	0	0	0	**0	**4	—	0	4	0	—	—	—	—	—	—
CIN. TOTALS		3	2	5	0	0-0	1	0	0	2	20	10.0	0	20	0	—	—	—	—	—	—
CAREER		3	2	5	0	0-0	1	0	0	2	24	12.0	0	20	0	—	—	—	—	—	—

*NOTE: Dorsey scored a touchdown on a blocked punt return for Cincinnati in 2007.

**NOTE: In Indianapolis' 2006 Game 13 at Jacksonville, Dorsey returned a kickoff four yards before lateraling to a teammate, who gained an additional 11 yards. Since Dorsey gained less than 10 yards and his teammate gained more yards than Dorsey, his teammate was credited with the return.

— DORSEY'S SINGLE-GAME HIGHS —

RUSHING — Attempts: 7 vs. NYJ 10-21-07 (for Cin.); Yards: 81 vs. STL 12-9-07 (for Cin.); Long: 45 vs. STL 12-9-07 (for Cin.).

RECEIVING — Receptions: 2 vs. Tenn. 9-14-08 (for Cin.); Yards: 49 vs. Tenn. 9-14-08 (for Cin.); Long: 36 vs. Tenn. 9-14-08 (for Cin.).

— POSTSEASON —

YEAR	TEAM	G-S	Rushing					Receiving					Scoring					
			ATT	YDS	AVG	LG	TD	NO	YDS	AVG	LG	TD	TD	TD-R	TD-P	TD-RI	2-PIC	PTS
2006	Indianapolis	4-0	0	0	—	—	0	—	—	—	—	—	—	—	—	—	—	—
CAREER		4-0	0	0	—	—	0	—	—	—	—	—	—	—	—	—	—	—

NO-WIN SITUATIONS

In the Bengals' first 41 seasons (1968-2008), two games have resulted in ties — one in 60 minutes of action and the other in a 75-minute contest.

On Nov. 9, 1969, at the Astrodome in Houston, Cincinnati kicker **Horst Muhlmann's** 18-yard field goal with 22 seconds left in the fourth quarter enabled the Bengals to tie the Oilers at 31-31. That effectively ended the game as regular-season overtime was not in the rules at the time (OT was added in 1974).

The only other tie game in Bengals history came last season — on Nov. 16 at Paul Brown Stadium. The Bengals and Philadelphia Eagles battled to a 13-13 overtime deadlock for the NFL's first tie since 2002.

**Ht:** 6-4**Wt:** 292**5th** year in NFL**College:** Utah**2008 Games-Starts:** 16-4**Career Games-Starts:** 37-5**Acquired:** D7'05

(233rd overall)

Born: 3-19-82

Fanene returns for fifth Bengals season, coming off '08 campaign in which he played 16 games for the first time and posted career-best 50 tackles ... Played DT in some nickel fronts in addition to DE role ... Started Games 12-15, with a pair of 10-tackle efforts .

2008 RECAP: Was eligible to become a restricted free agent after his '07 contract expired, but re-signed with Cincinnati on Feb. 26, three days before opening of the signing period ... In addition to his 50 tackles, credited with three tackles-for-loss and four QB hurries ... On Nov. 30 vs. Baltimore, had a career-high 10 tackles, with one QB hurry ... On Dec. 14 vs. Washington, led defensive line with 10 tackles, his second 10-tackle game in three weeks.

PREVIOUS SEASONS: 2005—Drafted by Bengals in seventh round (233rd overall) ... Signed June 30 ... Played in three games, with three tackles ... Inactive for the other 13 games, plus Wild Card playoff ... Made NFL debut in Game 12, crucial Bengals victory Dec. 4 at Pittsburgh, and his first pro tackle pinned a four-yard loss on HB Willie Parker in second quarter ... Started at LDT on Dec. 18 at Detroit (one tackle), subbing for injured Bryan Robinson, as Bengals won to clinch AFC North title. **2006**—Slowed by offseason hamstring injury, but came back to play in four of the last five games ... Had three tackles Dec. 18 at Indianapolis

and two tackles Dec. 31 vs. Pittsburgh. **2007**—Played in 14 games, with six tackles, one sack, two passes defended and a fumble recovery ... Set up a FG in win Nov. 11 at Baltimore, when he recovered a Steve McNair fumble at Ravens' 21 in fourth quarter ... On Nov. 18 vs. Arizona, forced a Cardinals punt by deflecting a pass in the first quarter ... Logged his first NFL sack on Dec. 30 at Miami, dropping Cleo Lemon for eight-yard loss to force a punt in second quarter.

COLLEGE: Late-blooming prospect played only one season as a major college starter, helping 2004 Utah team to 12-0 record, including 35-7 win over Pitt in Tostitos Fiesta Bowl ... Also played for Utah in 2003, after transferring from College of the Canyons (Santa Clarita, Calif.) ... Played in 11 games with 10 starts in '04, totaling 22 tackles, three sacks, 5.5 tackles-for-loss, and one fumble recovery, and he had a 76-yard interception return for a TD in victory Sept. 18 at Utah State ... Had four tackles and a sack in the Fiesta Bowl win over Pitt.

PERSONAL: Hometown is Pago Pago, American Samoa ... Lettered in football, basketball, track and volleyball at Tafuna High School ... Member of a family with 12 children ... Lifelong friend of Bengals DT Domata Peko, who is also from American Samoa ... Sociology major at Utah ... Married (wife Lorelei) ... Last name is pronounced "fuh-NAY-nay."

JONATHAN FANENE'S STATISTICS

YEAR	TEAM	G-S	Defense							Interceptions					Scoring			
			ST	AT	TT	SKS-YDS	PD	FF	FR-YDS	NO	YDS	AVG	LG	TD	TD	IntRt	FRRt	S PTS
2005	Cincinnati	3-1	2	1	3	0-0	0	0	0-0	—	—	—	—	—	—	—	—	—
2006	Cincinnati	4-0	4	1	5	0-0	0	0	0-0	—	—	—	—	—	—	—	—	—
2007	Cincinnati	14-0	3	3	6	1-8	2	0	1-0	—	—	—	—	—	—	—	—	—
2008	Cincinnati	16-4	24	26	50	0-0	0	0	0-0	—	—	—	—	—	—	—	—	—
CAREER		37-5	33	31	64	1-8	2	0	1-0	—	—	—	—	—	—	—	—	—

POSTSEASON

YEAR	TEAM	G-S	Defense							Interceptions					Scoring			
			ST	AT	TT	SKS-YDS	PD	FF	FR-YDS	NO	YDS	AVG	LG	TD	TD	IntRt	FRRt	S PTS
2005	Cincinnati	0-0				DID NOT PLAY*												
CAREER		0-0	0	0	0	0-0	0	0	0-0	—	—	—	—	—	—	—	—	—

*NOTE: Fanene was inactive for one postseason game with Cincinnati in 2005.

(continued)

— FANENE'S' 2008 GAME-BY-GAME DEFENSIVE STATISTICS —

DATE	OPPONENT	ST	AT	TT	SKS-YDS	INT-YDS	PD	FF	FR-YDS
9-7	at Baltimore	1	1	2	0-0	0-0	0	0	0-0
9-14	TENNESSEE	0	4	4	0-0	0-0	0	0	0-0
9-21	at N.Y. Giants	0	0	0	0-0	0-0	0	0	0-0
9-28	CLEVELAND	3	1	4	0-0	0-0	0	0	0-0
10-5	at Dallas	2	1	3	0-0	0-0	0	0	0-0
10-12	at N.Y. Jets	0	0	0	0-0	0-0	0	0	0-0
10-19	PITTSBURGH	1	0	1	0-0	0-0	0	0	0-0
10-26	at Houston	0	0	0	0-0	0-0	0	0	0-0
11-2	JACKSONVILLE	0	2	2	0-0	0-0	0	0	0-0
11-9	—BYE—								
11-16	PHILADELPHIA	1	0	1	0-0	0-0	0	0	0-0
11-20	at Pittsburgh	4	2	6	0-0	0-0	0	0	0-0
11-30	BALTIMORE	7	3	10	0-0	0-0	0	0	0-0
12-7	at Indianapolis	0	2	2	0-0	0-0	0	0	0-0
12-14	WASHINGTON	4	6	10	0-0	0-0	0	0	0-0
12-21	at Cleveland	1	2	3	0-0	0-0	0	0	0-0
12-28	KANSAS CITY	0	2	2	0-0	0-0	0	0	0-0
TOTALS		24	26	50	0-0	0-0	0	0	0-0



ROBERT GEATHERS

Defensive End

91

Ht: 6-3

Wt: 280

6th year in NFL

College: Georgia

2008 Games-Starts: 11-11

Career Games-Starts: 73-44

Acquired: D4b'04

(117th overall)

Born: 8-11-83

A two-time Bengals sacks leader, Geathers had played in 74 straight games (including postseason) before his '08 season was ended by a knee injury Nov. 20 at Pittsburgh ... Despite missed time, led team in QB hurries (12), finished second on line in tackles (56) and had 2.5 sacks ... Tied for second in tackles-for-loss (five) ... His 10.5 sacks in '06 stand as most by a Bengal since 1983.

2008 PARTICIPATION: Started Games 1-11 at LDE, but suffered knee injury in Game 11, Nov. 20 at Pittsburgh ... Placed Nov. 24 on Reserve/Injured list.

2008 HIGHLIGHTS: On Sept. 7 at Baltimore, recovered Todd Heap fumble at Ravens' 33 in first quarter, and also had two tackles ... Had four tackles (two for minus yardage) and two QB hurries on Sept. 21 at N.Y. Giants ... Led line with eight tackles, including one tackle-for-loss, and had a QB hurry on Sept. 28 vs. Cleveland ... Led line for second straight week in tackles with six, including a shared sack, on Oct. 5 at Dallas ... On Oct. 19 vs. Pittsburgh, tied for team lead with personal season-high 10 tackles, including two for losses ... On Nov. 2 vs. Jacksonville, sacked David Garrard for 10-yard loss to force a second-quarter punt ... On Nov. 16 vs. Philadelphia, led line with five tackles, including a sack-and-strip against Donovan McNabb in first quarter to set up a FG (Bengals recovered fumble) ... On Nov. 20 at Pittsburgh, recorded two tackles and a QB hurry before suffering a season-ending knee injury in first quarter.

PREVIOUS SEASONS: 2004—Drafted by Bengals in fourth round (117th overall) ... Signed July 30 ... Ranked fourth on team in sacks (3.5) and led line in passes defended (five) ... Made key plays in four wins in season's second half ... On Nov. 7 vs. Dallas, had a sack and forced fumble, a key pass defended, and a QB pressure that led to an intentional grounding penalty ... Had 1.5 sacks in win Nov. 28 vs. Cleveland ... On Dec. 26 vs. N.Y. Giants, his deflection of an Eli Manning pass led to Carl Powell's game-clinching INT with less than a minute to play ... Continued his big-play ways Jan. 2 at Philadelphia, intercepting a Jeff Blake swing pass in the third quarter and returning it 36 yards for TD that gave Bengals a 24-3 lead. **2005—**Started every game at RDE, including Wild Card playoff ... His 52 tackles included three sacks ... Had a season-high six tackles Nov. 6 at Baltimore, including 10-yard sack of Anthony Wright ... In crucial win Dec. 4 at Pittsburgh, forced a Hines Ward fumble in second quarter that Cincinnati's Kevin Kaesviharn covered at Bengals' 25. **2006—**His 10.5 sacks were club's most since Eddie Edwards had 13 in '83 ... Was Bengals' first sacker in double digits since '92, when LB/DE Alfred Williams had 10 ... On Sept. 10 at Kansas City, his six tackles included two sacks for 18 yards against Trent Green ... In win Sept. 24 at Pittsburgh, recorded four tackles, including two sacks of Ben Roethlisberger for eight yards ... On Oct. 22 vs. Carolina, his three tackles included nine-yard sack of Jake Delhomme that ended the game ... Had five tackles in shutout Nov. 26 at Cleveland, including 10-yard sack of Charlie Frye ... Had two sacks

of Aaron Brooks on Dec. 10 vs. Oakland. **2007**—Led team in sacks (3.5) ... Started 12 games at LDE, and started four games (Games 5-8) at SLB, aiding injury-depleted LB corps ... Second on line in tackles (69), and was one of four Bengals to log an entry in every column of defensive stat sheet ... Played dominant role in season-opening win Sept. 10 vs. Baltimore, with line-leading eight tackles, an eight-yard sack, an interception with a 30-yard return, a pass defended, a forced fumble and a fumble recovery ... Led line with eight tackles Oct. 14 vs. Kansas City and had a pass defended ... Had 1.5 sacks among his five tackles on Nov. 18 vs. Arizona.

ALL IN THE FAMILY: Geathers has football in his blood. His uncle, Jumpy Geathers, and his father, Robert Sr., were both talented defensive linemen. Jumpy recorded 62 sacks in a 13-year NFL career (1984-96 with New Orleans, Washington, Atlanta and Denver). Robert Sr. starred at South Carolina State and earned a

third-round draft selection by Buffalo in 1981 before being hampered by an injury. "My dad gave me a football when I was three years old," Robert Jr. recalls. "That's the first thing I remember, carrying that ball around the house, running from him."

COLLEGE: Entered NFL Draft after his junior season at Georgia ... Started all 14 games in 2003 as Bulldogs posted 11-3 record ... Played 39 games over three seasons (2001-03), but did not become a full-time starter until '03 ... Had career totals of 81 tackles, five sacks, 10 tackles-for-loss, 22 QB pressures and two INTs.

PERSONAL: Hometown is Georgetown, S.C. ... Attended Carvers Bay High School, where he recorded 100 tackles and nine sacks as a senior and had 130 tackles with 14 sacks as a junior ... Married (wife Adria), with a son, Robert III ... Sports studies major at Georgia ... Last name is pronounced as "gathers."

ROBERT GEATHERS' STATISTICS

YEAR	TEAM	G-S	Defense						Interceptions					Scoring				
			ST	AT	TT	SKS-YDS	PD	FF	FR-YDS	NO	YDS	AVG	LG	TD	TD	IntRt	FRRT	S PTS
2004	Cincinnati	14-1	10	12	22	3.5-27	5	1	0-0	1	36	36.0	36t	1	1	1	0	0 6
2005	Cincinnati	16-16	27	25	52	3-20	1	1	0-0	0	0	—	—	0	0	0	0	0 0
2006	Cincinnati	16-0	30	22	52	10.5-62.5	0	0	0-0	0	0	—	—	0	0	0	0	0 0
2007	Cincinnati	16-16	33	36	69	3.5-26	2	1	1-0	1	30	30.0	30	0	0	0	0	0 0
2008	Cincinnati	11-11	30	26	56	2.5-19.5	1	1	1-0	0	0	—	—	0	0	0	0	0 0
CAREER	73-44	130	121	251	23-155	9	4	2-0	2	66	33.0	36t	1	1	1	0	0	6

		Special Teams								Kickoff Returns						Punt Returns					
YEAR	TEAM	ST	AT	TT	FF	YDS	BP	BFG	BXP	NO	YDS	AVG	FC	LG	TD	NO	YDS	AVG	FC	LG	TD
2004	Cincinnati	4	1	5	0	0-0	0	0	0	—	—	—	—	—	—	—	—	—	—	—	—
2007	Cincinnati	0	1	1	0	0-0	0	0	0	—	—	—	—	—	—	—	—	—	—	—	—
CAREER		4	2	6	0	0-0	0	0	0	—	—	—	—	—	—	—	—	—	—	—	—

GEATHERS' 2008 GAME-BY-GAME DEFENSIVE STATISTICS

DATE	OPPONENT	ST	AT	TT	SKS-YDS	INT-YDS	PD	FF	FR-YDS
9-7	at Baltimore	1	1	2	0-0	0-0	0	0	1-0
9-14	TENNESSEE	2	4	6	0-0	0-0	0	0	0-0
9-21	at N.Y. Giants	2	2	4	0-0	0-0	0	0	0-0
9-28	CLEVELAND	3	5	8	0-0	0-0	0	0	0-0
10-5	at Dallas	3	3	6	0.5-0.5	0-0	0	0	0-0
10-12	at N.Y. Jets	2	1	3	0-0	0-0	0	0	0-0
10-19	PITTSBURGH	7	3	10	0-0	0-0	0	0	0-0
10-26	at Houston	1	5	6	0-0	0-0	0	0	0-0
11-2	JACKSONVILLE	4	0	4	1-10	0-0	0	0	0-0
11-9	—BYE—								
11-16	PHILADELPHIA	3	2	5	1-9	0-0	1	1	0-0
11-20	at Pittsburgh	2	0	2	0-0	0-0	0	0	0-0
11-30	BALTIMORE				RESERVE / INJURED				
12-7	at Indianapolis				RESERVE / INJURED				
12-14	WASHINGTON				RESERVE / INJURED				
12-21	at Cleveland				RESERVE / INJURED				
12-28	KANSAS CITY				RESERVE / INJURED				
TOTALS		30	26	56	2.5-19.5	0-0	1	1	1-0

POSTSEASON

YEAR	TEAM	G-S	Defense						Interceptions					Scoring				
			ST	AT	TT	YDS	PD	FF	FR-YDS	NO	YDS	AVG	LG	TD	TD	IntRt	FRRT	S PTS
2005	Cincinnati	1-1	2	2	4	0-0	1	0	0-0	—	—	—	—	—	—	—	—	—
CAREER	1-1	2	2	4	0-0	1	0	0-0	—	—	—	—	—	—	—	—	—	—

**Ht:** 6-0**Wt:** 205**9th** year in NFL**College:** Virginia Tech**2008 Games-Starts:** 14-0**Career Games-Starts:** 111-0**Acquired:** W(Car.)'03**Born:** 12-9-77

Ninth-year pro is in his seventh Bengals season, holding numerous team records ... The only Bengals kicker ever voted to Pro Bowl (2005 season), he was designated as Bengals' franchise player on 2-16-09 and re-signed on 4-30-09 ... Moved last season to No. 2 in all-time Bengals scoring with 682 points (Jim Breech leads at 1151), and he maintained his No. 1 Bengals spot in career FG percentage (now 87.5) ... Went 21-for-24 on FGs and 15-for-15 on PATs in '08... Ranks fourth all-time in NFL in FG accuracy at 85.64 percent (his 173-for-202 total includes 19-for-26 with other teams) ... Recorded eight touchbacks on kickoffs last season, and had onside kickoff that Bengals recovered on Oct. 5 at Dallas ... Aggressive on kick coverage, with 30 career special teams tackles.

2008 PARTICIPATION: Kicked in 14 games (Games 1-5 and 8-16) ... Inactive for Games 6-7, only two missed games of his Bengals career, due to a groin injury suffered while covering onside kick Oct. 5 at Dallas.

2008 HIGHLIGHTS: On Sept. 21 at N.Y. Giants, was three-for-three on FGs (22, 30, 21), including a 21-yarder at the end of regulation to send the game into overtime ... Reached the end zone on four of his six kickoffs at New York, and had two touchbacks ... On Sept. 28 vs. Cleveland, was two-for-two on FGs (42 and 45 yards) and had one touchback ... On Oct. 5 at Dallas, was three-for-three on FGs (41, 31, 40), and had two touchbacks on six kickoffs ... On Nov. 16 vs. Philadelphia, made his first two FG attempts (20 and 41 yards), but was wide right on a 47-yarder with :07 remaining in OT, leaving the game tied ... On Dec. 7 at Indianapolis, his 19-yard FG pushed him to 662 career Bengals points, past Doug Pelfrey (660) into second place all-time, behind only Jim Breech (1151) ... On Dec. 14 vs. Washington, made both FG attempts, hitting from 32 yards in second quarter and later giving Bengals a two-score lead in fourth quarter on tied-for-season-long 45-yarder ... Closed '08 by making all three FG tries (38, 40, 43) in 16-6 win vs. Kansas City.

SHAYNE'S RECORD FILE: Following is a complete list of Bengals records held by Graham:

- ▶ Points in a season: 131 in 2005.
- ▶ FGs in a season: 31 in 2007.

▶ FGs in a game: Seven (in seven attempts), on Nov. 11, 2007 at Baltimore.

▶ Consecutive FGs made: 21, compiled in 2007 during Games 1-10, breaking the record of 17 he posted from '05-06.

▶ Career FG percentage: 87.50, on 154-of-176.

▶ Season FG percentage: 91.2 (31-34), set in 2007.

▶ Consecutive PATs made: 158, compiled from Game 1 of 2003 through Game 11 of '06.

▶ Career PAT percentage: 99.1, on 220-of-222.

▶ Season PAT percentage: 100.0, on 47-of-47 in 2005. (Bengals have had multiple perfect seasons, but 47 is the most attempts.)

LEGGING OUT A VICTORY: On Nov. 11, 2007 at Baltimore, Graham scored all of Cincinnati's points in a 21-7 win, going seven-for-seven on FGs and breaking Doug Pelfrey's 1994 Bengals record of six FGs in a game. Graham's seven FGs rank tied for second in NFL history (record for a game is eight).

MORE FROM PREVIOUS SEASONS: 2000— Entered NFL on June 30 as college free agent with New Orleans ... No FG attempts in preseason; was waived on Aug. 22. **2001—** Signed April 27 with Seattle ... Waived Sept. 2 ... Signed Nov. 27 with Buffalo and played in Bills' final six games, scoring 25 points with six FGs in eight attempts ... Kicked his first two NFL field goals (20 and 27 yards) on Dec. 9 vs. Carolina, providing key points in 25-24 Bills win. **2002—** Released by Buffalo on April 24 ... Signed by Seattle on May 13, and waived Aug. 13 ... Signed Sept. 28 by Carolina, and was Panthers' place-kicker for the final 13 games, going 13-for-18 on FGs ... Made 50-yard FGs Oct. 13 at Dallas and Dec. 29 at New Orleans ... Tied Richie Cunningham's Carolina record with six PATs in 52-31 win Dec. 8 vs. Bengals. **2003—** Spent preseason with Carolina, lost roster battle to veteran John Kasay, and was acquired by Bengals on waivers Sept. 1 ... Played in all 16 games for Cincinnati, and his 88.0% field goal accuracy (22-25) set a club season record he has since surpassed ... Two of his three misses were beyond 50 yards. **2004—** Became a restricted free agent and was tendered an offer by Jacksonville, but Cincinnati matched the offer on March 5 ... Finished season with 122 points, a Bengals record he has since surpassed twice ... Had a streak of 13 straight made field goals, tying Bengals record

he has since twice surpassed ... On Sept. 19 vs. Miami, his 39-yard FG with two seconds left nailed a 16-13 win ... Made all three of his FG attempts in Monday night win Oct. 25 vs. Denver, including career-long 53-yarder in second quarter ... His 24-yarder on Dec. 5 at Baltimore provided game-winning points as time expired in 27-26 victory.

2005—Led AFC with Bengals-record 131 points (third in NFL) ... Had career-best 11 special teams tackles, tied for seventh on the team ... Made 37-yard FG as time expired for 23-20 win on Dec. 11 vs. Cleveland ... On Oct. 2 vs. Houston, hit FGs from 27 and 46 in final period to provide final margin in 16-10 win ... In Pro Bowl on 2-12-06, kicked a 31-yard FG and two PATs. **2006**—Went 25-for-30 on FGs and 40-for-42 on PATs ... Had 13 touchbacks on kickoffs, ranked tied for fifth in NFL ... Completed a Bengals-record streak for consecutive PATs, ending at 158 on Nov. 26 at Cleveland when a high snap forced late placement and his kick was blocked ... Had season-long 51-yard FGs in consecutive weeks, on Oct. 29 vs. Atlanta and Nov. 5 at Baltimore ... On Dec. 31 vs. Pittsburgh, had an uncharacteristic miss from 39 yards (wide right) with eight seconds left in fourth quarter in a 17-17 game which Bengals lost in OT. **2007**—Claimed Bengals marks for FGs in a season (31) and FGs in a game (seven), and reset his own Cincinnati records for FG accuracy in a season (91.2 percent) and consecutive FGs made (21) ... His 130 points were one shy of club record he set in 2005 ... Made his club-record 31 FGs in just 34 attempts, and broke Bengals record of 29 FGs that Doug Pelfrey had set in 1995 ... His Bengals-record 91.2 percent season FG accuracy ranked third in NFL and topped his own Bengals mark of 88.0 from 2003 ... His team-record 21 straight FGs spanned from his second attempt in season opener through the conclusion of Game 10.

GRAHAM'S GAME-WINNERS: Three times in his Bengals career, Graham has provided the winning points with a FG in the final seconds. His first Bengals game-winner was on 9-19-04 vs. Miami, when he hit a 39-yarder with two seconds remaining for a 16-13 win. On 12-5-04 at Baltimore, his 24-yarder as time expired

lifted Cincinnati from a 26-24 deficit to a 27-26 win. On Dec. 11, 2005 vs. Cleveland, his 37-yarder as time expired closed a 23-20 win.

COLLEGE: Left Virginia Tech as the school and Big East career scoring leader (371 points) ... Connected on 68-of-93 field goal attempts (73.1 percent) ... Was second player after Syracuse QB Donovan McNabb to be named first-team All-Big East four consecutive seasons ... As a senior in 1999, named Big East Special Teams Player of the Year after leading the conference and breaking the school's single-season scoring record with 107 points ... Set Virginia Tech and Big East record with 97 consecutive PATs.

COMMUNITY LEADER: Graham has become one of the "go-to" players on the Bengals for work in community relations. His "Kicks for Kids" program provides a wide range of assistance for at-risk children in Greater Cincinnati, and he has been a board member of the Cincinnati FreeStore/FoodBank. In 2008, he helped organize the nation's most successful "Taste of the NFL" event, raising more than \$170,000 for meals for the hungry. He is a past Bengals team nominee for the Walter Payton NFL Man of the Year Award, and he was chosen in 2006 as Honorary Chairman for the Cincinnati March of Dimes WalkAmerica campaign against premature births. He has gained sponsorship for a program that donates \$300 for each of his field goals to the FreeStore/FoodBank. He built a partnership with the Cincinnati Hotel to give deserving children a chance to eat with him at the hotel's gourmet restaurant. He donated proceeds from a local kicking clinic to the YMCA. He also has worked with the Cincinnati V.A. Hospital, the Fraternal Order of Police, the IHOP Read Across America program, the American Cancer Society and the Diabetes Foundation.

PERSONAL: Born in Radford, Va. ... Grew up in Dublin, Va. ... Attended Pulaski County High School in Dublin ... In addition to his many civic endeavors, he enjoys golf and collecting cars ... Full name is Michael Shayne Graham.

(continued)

AND THE KICK IS ... GOOD!

Bengals K **Shayne Graham** enters the 2009 season in fourth place in NFL history for career field goal percentage (85.64), but he is less than one percentage point off the lead in a very close race.

Mike Vanderjagt (no longer active) is No. 1 in league history at 86.47 percent. **Nate Kaeding** of San Diego is second at 86.13 and **Robbie Gould** of Chicago is third at 85.94.

Here's the top five entering 2009:

Rank	Player	FG	FGA	PCT.
1.	Mike Vanderjagt	230	266	86.47
2.	Nate Kaeding	118	137	86.13
3.	Robbie Gould	110	128	85.94
4.	Shayne Graham	173	202	85.64
5.	Rob Bironas	109	129	84.50

(minimum 100 made field goals)

Scoring

Field Goals

Special Teams
FR-

Punting

GRAHAM'S SINGLE-GAME HIGHS

POINTS — Total: 21 at Balt. 11-11-07 (for Cin.).

POSTSEASON

Goals

Special Teams

Punting

— GRAHAM'S 2008 GAME-BY-GAME STATISTICS —

DATE	OPPONENT	Scoring					Field Goals					LG	TOT	FG%
		FG-FGA	BFG	XP-XPA	BXP	PTS	1-19	20-29	30-39	40-49	50+			
9-7	at Baltimore	1-1	0	1-1	0	4	0-0	0-0	0-0	1-1	0-0	43	1-1	100.0
9-14	TENNESSEE	0-1	0	1-1	0	1	0-0	0-0	0-1	0-0	0-0	—	0-1	0.0
9-21	at N.Y. Giants	3-3	0	2-2	0	11	0-0	2-2	1-1	0-0	0-0	30	3-3	100.0
9-28	CLEVELAND	2-2	0	0-0	0	6	0-0	0-0	0-0	2-2	0-0	45	2-2	100.0
10-5	at Dallas	3-3	0	1-1	0	10	0-0	0-0	1-1	2-2	0-0	41	3-3	100.0
10-12	at N.Y. Jets			INACTIVE						INACTIVE				
10-19	PITTSBURGH			INACTIVE						INACTIVE				
10-26	at Houston	2-2	0	0-0	0	6	0-0	0-0	1-1	1-1	0-0	43	2-2	100.0
11-2	JACKSONVILLE	0-0	0	3-3	0	3	0-0	0-0	0-0	0-0	0-0	—	0-0	—
11-9	—BYE—													
11-16	PHILADELPHIA	2-3	0	1-1	0	7	0-0	1-1	0-0	1-2	0-0	41	2-3	66.7
11-20	at Pittsburgh	1-1	0	1-1	0	4	0-0	1-1	0-0	0-0	0-0	26	1-1	100.0
11-30	BALTIMORE	1-1	0	0-0	0	3	0-0	1-1	0-0	0-0	0-0	21	1-1	100.0
12-7	at Indianapolis	1-1	0	0-0	0	3	1-1	0-0	0-0	0-0	0-0	19	1-1	100.0
12-14	WASHINGTON	2-2	0	2-2	0	8	0-0	0-0	1-1	1-1	0-0	45	2-2	100.0
12-21	at Cleveland	0-1	0	2-2	0	2	0-0	0-0	0-0	0-1	0-0	—	0-1	0.0
12-28	KANSAS CITY	3-3	0	1-1	0	10	0-0	0-0	2-2	1-1	0-0	43	3-3	100.0
TOTALS		21-24	0	15-15	0	78	1-1	5-5	6-7	9-11	0-0	45	21-24	87.5

2009 NFL STRENGTH OF SCHEDULE

Team	Opponents' 2008 Pct. & Record				Games vs. teams .500 or better	Games vs. playoff teams
	Pct.	W	L	T		
Miami Dolphins.....	.594	152	104	0	13	6
Carolina Panthers.....	.592	151	104	1	15	7
New England Patriots.....	.590	151	105	0	13	7
Atlanta Falcons.....	.588	150	105	1	14	5
Tampa Bay Buccaneers.....	.580	148	107	1	13	7
Buffalo Bills.....	.570	146	110	0	13	6
New York Jets.....	.568	145	110	1	11	6
New Orleans Saints.....	.557	142	113	1	13	7
Philadelphia Eagles.....	.535	137	119	0	13	5
New York Giants.....	.527	134	120	2	14	7
Jacksonville Jaguars.....	.516	132	124	0	10	6
Dallas Cowboys.....	.516	131	123	2	12	7
Indianapolis Colts.....	.512	131	125	0	10	5
Tennessee Titans.....	.508	130	126	0	10	6
Houston Texans.....	.506	129	126	1	8	6
Washington Redskins.....	.492	125	129	2	12	7
San Diego Chargers.....	.484	123	131	2	10	6
Kansas City Chiefs.....	.484	123	131	2	10	6
Oakland Raiders.....	.480	122	132	2	12	6
Denver Broncos.....	.480	122	132	2	10	7
Detroit Lions.....	.467	119	136	1	9	5
St. Louis Rams.....	.465	119	137	0	9	5
BENGALS465	119	137	0	10	6
Seattle Seahawks.....	.457	117	139	0	9	5
Cleveland Browns.....	.449	114	140	2	8	6
San Francisco 49ers.....	.443	113	142	1	9	7
Arizona Cardinals.....	.441	113	143	0	7	5
Baltimore Ravens.....	.438	111	143	2	8	5
Pittsburgh Steelers.....	.434	110	144	2	8	6
Green Bay Packers.....	.428	109	146	1	9	5
Minnesota Vikings.....	.420	107	148	1	7	5
Chicago Bears.....	.414	105	149	2	7	7

**LEON HALL****Cornerback****29****Ht:** 5-11**Wt:** 199**3rd** year in NFL**College:** Michigan**2008 Games-Starts:** 16-16**Career Games-Starts:** 32-26**Acquired:** D1'07

(18th overall)

Born: 12-9-84

Bengals' first-round draft pick in '07 has established himself as a key defender ... Leads team in INTs (eight) and passes defended (37) over his two campaigns ... Posted team-best totals of 26 passes defended and three INTs last season ... Made all three of his INTs on Dec. 21 at Cleveland, tying Bengals game record and scoring on a 50-yard return ... Had 12 more passes defended than the second-place Bengal (Johnathan Joseph, 14) ... Led DBs in tackles (84) for the second straight year, and also had a fumble recovery and five special teams tackles.

2008 PARTICIPATION: One of only five Bengals to start all 16 games, opening each week at RCB ... Has not missed a game in his two Bengals seasons.

AFC'S BEST: Hall was named AFC Defensive Player of the Week last season for games of Dec. 18-22. At Cleveland on Dec. 21, he tied a franchise record with three INTs, and his 87 return yards included a 50-yard TD on Cleveland's first possession, giving the Bengals a key 7-0 lead on a day when scoring conditions were poor (18 degrees at kickoff with a zero wind chill). It proved to be the only score the Bengals would need in a 14-0 win. Early in the third quarter, Hall stopped Cleveland's deepest drive of the day with an INT at the Cincinnati 19 and a 10-yard return. In the fourth quarter, he had a 27-yard INT return to the Browns' 40. All his INTs came off QB Ken Dorsey.

MORE 2008 HIGHLIGHTS: On Nov. 2 vs. Jacksonville, tied for team lead in passes defended (three), and logged six tackles ... On Nov. 16 vs. Philadelphia, tied for team lead in tackles with eight, and also had two passes defended ... On Dec. 7 at Indianapolis, posted personal season-best of nine tackles, including team-leading eight solos, and recovered a Dallas Clark fumble in the end zone for a touchback in second quarter ... Also at Indianapolis, teamed with LB Corey Mays to down a punt at the Colts' three ... In victory Dec. 14 vs. Washington, posted the team-high for season in passes

defended (four), forcing punts with two third-down PDs in first half ... In win Dec. 28 vs. Kansas City, led secondary in tackles (nine), led team in solos (nine) and had two passes defended.

2007: Drafted by Bengals in first round (18th overall) ... Signed July 28 ... Played in every game, with 10 starts, and led team with five INTs, tying Bengals rookie record set previously by S Tommy Casanova, CB Ray Horton and LB Odell Thurman ... Also tied for NFL's '07 rookie lead in INTs ... Ranked fourth on Bengals in tackles (85), leading secondary ... Started in NFL debut Sept. 10 vs. Baltimore, subbing for injured RCB Johnathan Joseph, and had five tackles and two passes defended ... Snagged first NFL interception on Sept. 23 at Seattle, against QB Matt Hasselbeck ... On Nov. 11 at Baltimore, intercepted a deflected Steve McNair pass in end zone just before halftime, preserving 6-0 lead ... Led team with career-high 11 tackles on Dec. 2 at Pittsburgh ... Nabbed his fifth INT on Dec. 23 vs. Cleveland, picking off Derek Anderson pass at Bengals' 32 late in second quarter, and his 12-yard return to Browns' 20 set up TD for the eventual winning points.

COLLEGE: A consensus 2006 All-American for Michigan, Hall developed a complete skill set during 50 career games with one of nation's top programs ... Played four seasons (2003-06) ... Left Wolverines with school record for career passes defended (43) and ranked tied for fourth in INTs (12) ... Was finalist as a senior for NCAA's Jim Thorpe Award (top defensive back) and Bronko Nagurski Trophy (top defensive player) ... Set UM record with 83-yard fumble return (for TD) as a junior in '05.

PERSONAL: Hometown is Vista, Calif. ... Played CB, WR and QB at Vista High School, earning All-America honors from *SuperPrep* and *PrepStar*, and also lettered in track ... Married (wife Jessica) ... General studies major at Michigan ... Full name is Leon Lastarza Hall.

LEON HALL'S STATISTICS

YEAR	TEAM	G-S	Defense							Interceptions					Scoring				
			ST	AT	TT	SKS-YDS	PD	FF	FR-YDS	NO	YDS	AVG	LG	TD	TD	IntRt	FRRT	S	PTS
2007	Cincinnati	16-10	51	34	85	0-0	11	1	0-0	5	16	3.2	12	0	0	0	0	0	0
2008	Cincinnati	16-16	66	18	84	0-0	26	0	1-0	3	87	29.0	50t	1	1	1	0	0	6
CAREER		32-26	117	52	169	0-0	37	1	1-0	8	103	12.9	50t	1	1	1	0	0	6

YEAR	TEAM	Special Teams								Kickoff Returns						Punt Returns					
		ST	AT	TT	FF	FR-YDS	BP	BFG	BXP	NO	YDS	AVG	FC	LG	TD	NO	YDS	AVG	FC	LG	TD
2007	Cincinnati	8	1	9	0	0-0	0	0	0	0	0	—	0	—	0	0	0	—	0	—	0
2008	Cincinnati	4	1	5	0	0-0	0	0	0	1	1	1.0	0	1	0	3	16	5.3	0	12	0
CAREER		12	2	14	0	0-0	0	0	0	1	1	1.0	0	1	0	3	16	5.3	0	12	0

HALL'S 2008 GAME-BY-GAME DEFENSIVE STATISTICS

DATE	OPPONENT	ST	AT	TT	SKS-YDS	INT-YDS	PD	FF	FR-YDS
9-7	at Baltimore	2	2	4	0-0	0-0	1	0	0-0
9-14	TENNESSEE	3	0	3	0-0	0-0	1	0	0-0
9-21	at N.Y. Giants	3	0	3	0-0	0-0	2	0	0-0
9-28	CLEVELAND	0	0	0	0-0	0-0	2	0	0-0
10-5	at Dallas	3	3	6	0-0	0-0	0	0	0-0
10-12	at N.Y. Jets	3	2	5	0-0	0-0	0	0	0-0
10-19	PITTSBURGH	2	1	3	0-0	0-0	2	0	0-0
10-26	at Houston	3	0	3	0-0	0-0	0	0	0-0
11-2	JACKSONVILLE	3	3	6	0-0	0-0	3	0	0-0
11-9	—BYE—								
11-16	PHILADELPHIA	8	0	8	0-0	0-0	2	0	0-0
11-20	at Pittsburgh	5	2	7	0-0	0-0	2	0	0-0
11-30	BALTIMORE	4	3	7	0-0	0-0	1	0	0-0
12-7	at Indianapolis	8	1	9	0-0	0-0	1	0	1-0
12-14	WASHINGTON	6	0	6	0-0	0-0	4	0	0-0
12-21	at Cleveland	4	1	5	0-0	3-87	3	0	0-0
12-28	KANSAS CITY	9	0	9	0-0	0-0	2	0	0-0
TOTALS		66	18	84	0-0	3-87	26	0	1-0



CHRIS HARRINGTON

Defensive End

96

Ht: 6-5

Wt: 260

1st year in NFL*

College: Texas A&M

2008 Games-Starts: 3-0

Career Games-Starts: 3-0

Acquired: PS(Ariz.)'08

Born: 1-19-85

Harrington opens his first full season with Bengals ... Played in the last three Cincinnati games in '08 after signing to Bengals roster from Arizona Cardinals practice squad.

2008 RECAP: Drafted by Arizona in sixth round (185th overall) ... Played in all four Cardinals preseason games, with 10 tackles and one sack ... Waived by Arizona on Aug. 30 ... Signed Sept. 24 to Cardinals practice squad ... Signed to Bengals roster on Dec. 10 ... Made Bengals and NFL debut Dec. 14 vs. Washington, playing on special teams, and had one special teams tackle ... Also played in Games 15 and 16.

COLLEGE: Played four seasons at Texas A&M (2004-07), with a redshirt year in '03 ... Started in 36 of his 49 games, with 156 tackles, 15 sacks and 25 tackles-for-loss ... Two-time All-Big 12 selection,

including first-team honors as a junior in 2006, when he played through a right shoulder rotator cuff tear and led the team in solo tackles (30), sacks (seven) and tackles-for-loss (10).

PERSONAL: Hometown is Houston, Texas ... Attended St. Pius X High School, where he was a three-time all-state selection and a part of 1999 state championship team ... Industrial distribution major at Texas A&M ... Uncle, Dave Elmendorf, was a Texas A&M All-American who played in NFL with Los Angeles Rams.

*NOTE: Harrington did not earn an accrued year of experience toward NFL free agency in 2008 because he was not on an NFL 53-player roster, a Reserve/Injured list or a Reserve/Physically Unable to Perform list for the required minimum of six games. He is designated a first-year player in 2009.

(continued)

CHRIS HARRINGTON'S STATISTICS

		Defense								Interceptions					Scoring				
YEAR	TEAM	G-S	ST	AT	TT	SKS-YDS	PD	FF	FR-YDS	NO	YDS	AVG	LG	TD	TD	IntRt	FRrt	S	PTS
2008	Arizona	0-0				DID NOT PLAY**													
	Cincinnati	3-0	0	0	0	0-0	0	0	0-0	—	—	—	—	—	—	—	—	—	—
CAREER		3-0	0	0	0	0-0	0	0	0-0	—	—	—	—	—	—	—	—	—	—

		Special Teams								Kickoff Returns					Punt Returns				
YEAR	TEAM	ST	AT	TT	FF	FR-YDS	BP	BFG	BXP	NO	YDS	AVG	FC	LG	TD	NO	YDS	AVG	FC
2008	Cincinnati	1	0	1	0	0-0	0	0	0	—	—	—	—	—	—	—	—	—	—
CAREER		1	0	1	0	0-0	0	0	0	—	—	—	—	—	—	—	—	—	—

**NOTE: Harrington was on the practice squad for 10 games with Arizona in 2008.



Ht: 6-3

Wt: 220

2nd year in NFL

College: Louisiana-Lafayette

2008 Games-Starts: 16-2

Career Games-Starts: 16-2

Acquired: FA'08

Born: 10-9-80

Hebert made his NFL playing debut in '08 and led Bengals in special teams tackles (23) ... Saw his first NFL action at age 27, after playing four years (2004-07) in Canadian Football League ... Played in all 16 Cincinnati games, with two starts ... Led or tied for special teams tackles lead in seven games, and led for season by eight tackles over the second-place player (Rashad Jeanty, 15) ... Had 19 tackles on defense, plus a fumble recovery.

2008 RECAP: Signed with Bengals as free agent on Jan. 2 ... His 16 games played included starts in Games 13-14, as he subbed due to injuries ... Had fumble recovery Sept. 14 vs. Tennessee, after Titan P Craig Hentrich was unable to handle snap in third quarter ... Recorded four special teams tackles Sept. 21 at N.Y. Giants ... Led team in special teams tackles (three) on Sept. 28 vs. Cleveland ... Led in special teams tackles (three) on Oct. 12 at N.Y. Jets ... Led with three special teams stops on Nov. 16 vs. Philadelphia ... On Dec. 7 at Indianapolis, started at SS and tied for team lead in defensive tackles with 10, including a long sprint to catch Colts WR Marvin Harrison at four-yard line ... On Dec. 14 vs. Washington, registered six defensive tackles in his second start, and tied for special teams tackles lead with two.

PREVIOUS NFL EXPERIENCE: 2002—Signed with Minnesota as college free agent on April 25 ... Waived on Sept. 1 ... Signed Dec. 18 to Houston practice squad ... Signed Dec. 24 to Texans 53-player roster, and was game day inactive for season finale, Dec. 29 vs. Tennessee. **2003**—Re-signed with Houston on

March 20, and was waived (injury settlement) on July 29. **2004**—Not with an NFL team. **2005**—Signed Jan. 31 as free agent with Tampa Bay ... Waived by Bucs on March 2.

CFL EXPERIENCE: 2004—Played in all 18 games for Ottawa, recording 56 tackles on defense and 27 on special teams. **2005**—Led Ottawa with 66 tackles on defense and shared the league lead in special teams stops (29) ... Also had three INTs, three forced fumbles, two fumble recoveries and one sack. **2006**—Acquired by Winnipeg on waivers on April 19 ... Did not join the team until season's fifth game, but started 12 of the final 14 contests ... Logged 34 tackles with two sacks, plus 23 special teams tackles. **2007**—Was the top interceptor and third-ranked tackler on Winnipeg club that advanced to Grey Cup championship game (losing to Saskatchewan) ... Had 52 tackles and three INTs ... Also had five sacks for defense that ranked No. 2 in league ... Led team with 22 special teams tackles.

COLLEGE: Led Louisiana-Lafayette in tackles for each of his three seasons (1999-2001), posting totals of 99, 88 and 83 ... Played in every game over the three campaigns ... Made position switch from WR to FS during fall drills in 1999 ... Redshirted as a freshman in 1998.

PERSONAL: Hometown is Lafayette, La. ... Attended Eunice High School, where he competed in football, basketball and track ... Active in community service, he has worked to organize fundraisers for breast cancer research ... Name is pronounced "KYE-riss AY-bear."

KYRIES HERBERT'S STATISTICS

			Defense							Interceptions					Scoring				
YEAR	TEAM	G-S	ST	AT	TT	SKS-YDS	PD	FF	FR-YDS	NO	YDS	AVG	LG	TD	TD	IntRt	FRRI	S	PTS
2008	Cincinnati	16-2	9	10	19	0-0	0	0	1-0	—	—	—	—	—	—	—	—	—	—
CAREER		16-2	9	10	19	0-0	0	0	1-0	—	—	—	—	—	—	—	—	—	—

		Special Teams							Kickoff Returns					Punt Returns							
YEAR	TEAM	ST	AT	TT	FF	YDS	BP	BFG	BXP	NO	YDS	AVG	FC	LG	TD	NO	YDS	AVG	FC	LG	TD
2008	Cincinnati	14	9	23	0	0-0	0	0	0	0	—	—	—	—	—	—	—	—	—	—	—
CAREER		14	9	23	0	0-0	0	0	0	0	—	—	—	—	—	—	—	—	—	—	—

NOTE: Herbert was on the practice squad for one game and inactive for one game with Houston in 2002; he was not on an NFL roster from 2003-07; he played with Ottawa and Winnipeg of the Canadian Football League from 2004-07.

HERBERT'S 2008 GAME-BY-GAME STATISTICS

DATE	OPPONENT	Defense									Special Teams									
		ST	AT	TT	SKS-YDS	INT-YDS	PD	FF	FR-YDS		ST	AT	TT	FR-YDS	BP	BFG	BXP			
9-7	at Baltimore	0	0	0	0-0	0-0	0	0	0-0		0	0	0	0-0	0	0	0			
9-14	TENNESSEE	0	0	0	0-0	0-0	0	0	1-0		0	0	0	0-0	0	0	0			
9-21	at N.Y. Giants	0	0	0	0-0	0-0	0	0	0-0		2	2	4	0-0	0	0	0			
9-28	CLEVELAND	0	0	0	0-0	0-0	0	0	0-0		1	2	3	0-0	0	0	0			
10-5	at Dallas	0	0	0	0-0	0-0	0	0	0-0		1	0	1	0-0	0	0	0			
10-12	at N.Y. Jets	0	0	0	0-0	0-0	0	0	0-0		2	1	3	0-0	0	0	0			
10-19	PITTSBURGH	0	0	0	0-0	0-0	0	0	0-0		1	1	2	0-0	0	0	0			
10-26	at Houston	0	0	0	0-0	0-0	0	0	0-0		0	1	1	0-0	0	0	0			
11-2	JACKSONVILLE	0	0	0	0-0	0-0	0	0	0-0		0	0	0	0-0	0	0	0			
11-9	—BYE—																			
11-16	PHILADELPHIA	0	0	0	0-0	0-0	0	0	0-0		3	0	3	0-0	0	0	0			
11-20	at Pittsburgh	0	0	0	0-0	0-0	0	0	0-0		1	2	3	0-0	0	0	0			
11-30	BALTIMORE	1	1	2	0-0	0-0	0	0	0-0		1	0	1	0-0	0	0	0			
12-7	at Indianapolis	5	5	10	0-0	0-0	0	0	0-0		0	0	0	0-0	0	0	0			
12-14	WASHINGTON	2	4	6	0-0	0-0	0	0	0-0		2	0	2	0-0	0	0	0			
12-21	at Cleveland	0	0	0	0-0	0-0	0	0	0-0		0	0	0	0-0	0	0	0			
12-28	KANSAS CITY	1	0	1	0-0	0-0	0	0	0-0		0	0	0	0-0	0	0	0			
TOTALS		9	10	19	0-0	0-0	0	0	1-0		14	9	23	0-0	0	0	0			



CHRIS HENRY

Wide Receiver

Ht: 6-4
Wt: 200
5th year in NFL

College: West Virginia
2008 Games-Starts: 12-1
Career Games-Starts: 47-12

Acquired: FA'08
Born: 5-17-83

Abundantly talented wideout looks to fulfill his potential in his fifth Bengals season ... Played in last season's final 12 games and had 19 receptions for 220 yards with two TDs ... Led team in yards per catch (11.6) and ran his career TD total to 19 ... His nine TD catches in 2006 are tied for second-most by a Bengal during the last five seasons.

2008 PARTICIPATION: Waived by Bengals on April 3, but re-signed on Aug. 19 ... On NFL suspension for Games 1-4 (Personal Conduct Policy), then rejoined team workouts Sept. 29 on a roster exemption; was added to roster on Oct. 4 ... Played in Games 5-16 ... Was permitted to work with team in preseason, under terms of his pending suspension, and played in preseason finale.

2008 HIGHLIGHTS: Had first catch of season Oct.

12 at N.Y. Jets, for 13 yards ... On Oct. 19 vs. Pittsburgh, caught three passes for 44 yards ... On Dec. 14 vs. Washington, posted personal season bests of four catches and 54 yards, and he scored on 12-yard pass in first quarter for 14-0 Bengals lead ... On Dec. 21 at Cleveland, scored game's only offensive TD on 20-yard pass in second quarter, giving Bengals final margin of 14-0.

PREVIOUS SEASONS: 2005—Drafted by Bengals in third round (83rd overall) ... Signed July 28 ... Played in 14 games with five starts, and played in Wild Card playoff vs. Pittsburgh ... Ranked fourth on team in catches (31), fourth in receiving yards (422) and fourth in TDs (six) ... His six TD catches were most by a Bengals rookie since 1985, when Eddie Brown had eight ... Led team in catches (four) on Sept. 25 at Chicago, and scored his first TD, a

(Chris Henry, cont'd)

36-yarder that gave Bengals 17-0 lead in third quarter ... On Oct. 2 vs. Houston, drew a 25-yard pass interference penalty in the end zone that led to Bengals' lone TD in 16-10 win ... Had one catch before suffering knee injury in Wild Card playoff 1-8-06 vs. Pittsburgh, teaming with Carson Palmer for 66-yard gain on Bengals' second offensive play.

2006—Led team in receiving TDs (nine), while ranking third on club in catches (36) and receiving yards (605) ... Had two TDs twice, in wins at Pittsburgh and at Cleveland ... Missed Game 5 and Game 6 while serving a two-game suspension for violation of NFL's Personal Conduct Policy ... Posted his first career 100-yard game (five-for-113) on Sept. 17 vs. Cleveland ... Had five catches for 69 yards and two TDs on Sept. 24 at Pittsburgh ... His five catches Oct. 29 vs. Atlanta included 55-yard TD ... On Nov. 5 at Baltimore, had career-long 71-yard catch that carried to Ravens' four-yard line, setting up a fourth-quarter TD ... On Dec. 31 vs. Pittsburgh, had four catches for career-high 124 yards, including a 66-yard TD. **2007**—Played in season's final eight games, with 21 catches for 343 yards and two TDs ... Led team in yards per catch (16.3) ... Reinstated to roster Nov. 5 after completing eight-game NFL suspension

for violating player conduct policies ... Saw first action of regular season in Game 9, Nov. 11 at Baltimore, and led Bengals receivers with 99 yards ... Tied for team lead in catches (eight) Nov. 18 vs. Arizona, and his 81 yards included 37-yard TD catch in third quarter ... His only catch Dec. 15 at San Francisco was a 52-yarder for a TD.

COLLEGE: Played two seasons at West Virginia (2003-04), preceded by a redshirt year in 2002 ... Averaged 20.2 yards per catch for his career, and had school game-record 209 yards vs. Syracuse in 2003 ... Scored 22 TDs, including WVU-record 12 TD catches in 2004 ... In 23 games (13 starts), totaled 93 catches for 1878 yards ... Became only the third player in school history to average more than 20 yards per catch for his career ... His TD catch total ranked second in Mountaineer history ... Averaged 81.7 receiving yards per game.

PERSONAL: Hometown is Belle Chasse, La. ... Was named Small Schools Offensive Player of the Year in the New Orleans area after his senior season at Belle Chasse High School ... Also named Metro Offensive MVP by *New Orleans Times-Picayune*.

CHRIS HENRY'S STATISTICS

YEAR	TEAM	G-S	Receiving					Rushing					Scoring						
			NO	YDS	AVG	LG	TD	ATT	YDS	AVG	LG	TD	TD	TD-R	TD-P	TD-RT	2-PTC	PTS	
2005	Cincinnati	14-5	31	422	13.6	47	6	—	—	—	—	—	6	0	6	0	0	36	
2006	Cincinnati	13-4	36	605	16.8	71	9	—	—	—	—	—	9	0	9	0	0	54	
2007	Cincinnati	8-2	21	343	16.3	52t	2	—	—	—	—	—	2	0	2	0	0	12	
2008	Cincinnati	12-1	19	220	11.6	22	2	—	—	—	—	—	2	0	2	0	0	12	
CAREER			47-12	107	1590	14.9	71	19	—	—	—	—	—	19	0	19	0	0	114

HENRY'S 2008 GAME-BY-GAME STATISTICS

DATE	OPPONENT	Receiving					Rushing				
		NO	YDS	AVG	LG	TD	ATT	YDS	AVG	LG	TD
9-7	at Baltimore	RESERVE / SUSPENDED BY COMMISSIONER					RESERVE / SUSPENDED BY COMMISSIONER				
9-14	TENNESSEE	RESERVE / SUSPENDED BY COMMISSIONER					RESERVE / SUSPENDED BY COMMISSIONER				
9-21	at N.Y. Giants	RESERVE / SUSPENDED BY COMMISSIONER					RESERVE / SUSPENDED BY COMMISSIONER				
9-28	CLEVELAND	RESERVE / SUSPENDED BY COMMISSIONER					RESERVE / SUSPENDED BY COMMISSIONER				
10-5	at Dallas	0	0	—	—	0	—	—	—	—	—
10-12	at N.Y. Jets	1	13	13.0	13	0	—	—	—	—	—
10-19	PITTSBURGH	3	44	14.7	18	0	—	—	—	—	—
10-26	at Houston	1	3	3.0	3	0	—	—	—	—	—
11-2	JACKSONVILLE	2	14	7.0	9	0	—	—	—	—	—
11-9	—BYE—	—	—	—	—	—	—	—	—	—	—
11-16	PHILADELPHIA	1	8	8.0	8	0	—	—	—	—	—
11-20	at Pittsburgh	2	25	12.5	14	0	—	—	—	—	—
11-30	BALTIMORE	0	0	—	—	0	—	—	—	—	—
12-7	at Indianapolis	2	20	10.0	18	0	—	—	—	—	—
12-14	WASHINGTON	4	54	13.5	22	1	—	—	—	—	—
12-21	at Cleveland	1	20	20.0	20t	1	—	—	—	—	—
12-28	KANSAS CITY	2	19	9.5	15	0	—	—	—	—	—
TOTALS		19	220	11.6	22	2	—	—	—	—	—

HENRY'S SINGLE-GAME HIGHS

RECEIVING — Receptions: 8 vs. Ariz. 11-18-07; Yards: 124 vs. Pitt. 12-31-06; Long: 71 at Balt. 11-5-06; Touchdowns: 2 (twice); most recently at Cle. 11-26-06.

POSTSEASON

		Receiving						Rushing						Scoring					
YEAR	TEAM	G-S	NO	YDS	AVG	LG	TD	ATT	YDS	AVG	LG	TD	TD	TD-R	TD-P	TD-RT	2-PIC	PTS	
2005	Cincinnati	1-0	1	66	66.0	66	0	—	—	—	—	—	—	—	—	—	—	—	
CAREER		1-0	1	66	66.0	66	0	—	—	—	—	—	—	—	—	—	—	—	

**Ht:** 6-0**Wt:** 240**4th** year in NFL**College:** Iowa**2008 Games-Starts:** 6-0**Career Games-Starts:** 14-1**Acquired:** FA'08**Born:** 9-9-82

Fourth-year pro starts season as a Bengal for the first time, having played six games for Cincinnati in '08 ... Posted five special teams tackles before being sidelined by a November arm injury ... Opened '08 preseason with Green Bay, which had drafted him in third round in '06 ... Played in eight games with one start for Packers in 2006 and spent 2007 on Green Bay's Reserve/Injured list.

2008 RECAP: Played in all four Packers preseason games (20 tackles) before being waived on Sept. 1 ... Signed Sept. 16 to Bengals practice squad, and signed Oct. 3 to Cincinnati's 53-player roster ... Played in Games 5-10, primarily on special teams ... Suffered arm injury in Game 10, Nov. 16 vs. Philadelphia, and was placed on Reserve/Injured list Nov. 17 ... On Oct. 19 vs. Pittsburgh, tied for special teams lead with two tackles.

PREVIOUS SEASONS: 2006—Drafted by Green Bay in third round (67th overall) ... Played in eight games, posting 12 tackles, and had a fumble return for a TD ... Missed seven games due to injuries ... Started in Monday night game Nov. 27 at Seattle, replacing injured Nick Barnett, and had 12 tackles, two passes defended and a 29-yard return of a Matt Hasselbeck fumble for a TD ... Fumble return at Seattle gave Packers a 14-9 lead, but Seattle came back to win 34-24 ... Missed Games

15-16 due to shoulder injury. **2007**—Played in three of Packers' four preseason games while battling ongoing knee problems ... Placed on Reserve/Injured list as part of team's final roster reduction.

COLLEGE: Played four seasons (2002-05) at Iowa, departing as the third-leading tackler (453) in school history ... His 158 tackles as a senior ranked second for a season in Hawkeye annals ... Helped lead Iowa to an Outback Bowl berth as a senior, and set an Outback record with 19 tackles in loss to Florida ... Led Big Ten in tackles per game (13.2) as a senior ... Posted double-digit tackles in 21 career games.

PERSONAL: Born in St. Thomas, Virgin Islands ... Moved with his family at age seven to Atlanta, and later to the Miami (Fla.) area ... Attended Boyd Anderson High School in Lauderdale Lakes, Fla., where he was a three-year football captain and helped lead team to state semifinals as a senior ... Also lettered in track and basketball in high school, where he was a National Honor Society member ... Earned degree from Iowa in communications ... Has a daughter, Amari ... Active in community service with Packers, he made school visits, spoke to cadets at the Wisconsin National Guard Challenge Academy, visited elder care facilities and aided residents of the NEW Community Shelter.

ABDUL HODGE'S STATISTICS

		Defense								Interceptions					Scoring				
YEAR	TEAM	G-S	SKS-						FR-YDS	NO	YDS	AVG	LG	TD	TD		S	PTS	
			ST	AT	TT	YDS	PD	FF							IntRt	FRRt			
2006	Green Bay	8-1	3	9	12	0-0	2	0	1-29	—	—	—	—	—	1	0	1	0	6
2007	Green Bay	0-0			DID NOT PLAY*					DID NOT PLAY*					DID NOT PLAY*				
2008	Cincinnati	6-0	0	0	0	0-0	0	0	0-0	—	—	—	—	—	0	0	0	0	0
CAREER		14-1	3	9	12	0-0	2	0	1-29	—	—	—	—	—	1	0	1	0	6

		Special Teams								Kickoff Returns							Punt Returns							
YEAR	TEAM	ST	AT	TT	FF	FR-			YDS	BP	BFG	BXP	NO	YDS	AVG	FC	LG	TD	NO	YDS	AVG	FC	LG	TD
						YDS	BP	BFG																
2006	Green Bay	3	0	3	0	0-0	0	0	0	—	—	—	—	—	—	—	—	—	—	—	—	—	—	—
2008	Cincinnati	3	2	5	0	0-0	0	0	0	—	—	—	—	—	—	—	—	—	—	—	—	—	—	—
CAREER		6	2	8	0	0-0	0	0	0	—	—	—	—	—	—	—	—	—	—	—	—	—	—	—

POSTSEASON

YEAR	TEAM	G-S	ST	AT	TT	SKS-YDS	PD	FF	FR-YDS	Interceptions					Scoring				
										NO	YDS	AVG	LG	TD	TD	IntRt	FRrt	S	PTS
2007	Green Bay	0-0				DID NOT PLAY*				DID NOT PLAY*					DID NOT PLAY*				
CAREER		0-0	0	0	0	0-0	0	0	0-0	—	—	—	—	—	—	—	—	—	—

*NOTE: Hodge was on the Reserve/Injured list for 16 regular-season games and two postseason games with Green Bay in 2007.



RASHAD JEANTY

Linebacker

53

Ht: 6-2

College: Central Florida

Acquired: FA'06

Wt: 247

2008 Games-Starts: 16-15

Born: 4-17-83

4th year in NFL

Career Games-Starts: 38-31

Former Canadian Football League standout enters his fourth Bengals season, after establishing himself in '08 as a mainstay of team's LB corps ... Logged his first 16-game season, with 15 starts, and totaled 97 tackles, ranking fourth on team ... Also ranked second in special teams tackles (15) ... Tied for team lead in forced fumbles (two) for the second straight year ... Voted by teammates as Bengals '08 winner of the Ed Block Courage Award, which honors players who "demonstrate commitment to the values of sportsmanship and courage" ... Played three seasons (2003-05) in Canadian Football League before entering NFL ... Became a restricted free agent on 2-27-09 and re-signed with Cincinnati on 4-17-09.

DOUBLE DUTY: Jeanty had more than twice as many special teams tackles (15) as any other regular defensive starter in 2008. The next-highest total for a starter was six. Additionally on special teams, Jeanty had a fumble recovery and a Bengals inside kick recovery.

MORE 2008 HIGHLIGHTS: Re-signed with Bengals as an exclusive rights player on 3-24-08 ... On Sept. 7 at Baltimore, forced a fumble by RB Ray Rice that was returned 65 yards for TD by Bengals' Johnathan Joseph ... Did not start Sept. 14 vs. Tennessee, but led team in solo tackles (seven) while totaling nine stops ... Had nine tackles for the second week in a row on Sept. 21 at N.Y. Giants, and led special teams with five tackles, team high for the season ... On Oct. 5 at Dallas, had fourth-quarter inside kickoff recovery at the Cincinnati

48 ... On Oct. 26 at Houston, led team in total tackles (10) and solos (six) ... On Nov. 20 at Pittsburgh, recovered a muffed Steelers punt at Pittsburgh 39 in second quarter ... On Nov. 30 vs. Baltimore, had career-high 13 tackles ... On Dec. 7 at Indianapolis, stopped a scoring threat with a forced fumble against TE Dallas Clark at Cincinnati one-yard line, with Bengals recovering in end zone for a touchback ... Also at Indy, tied for team lead in tackles (10) ... Posted two tackles on Dec. 28 vs. Kansas City, but played only in first quarter, before being sidelined with pectoral muscle injury.

PREVIOUS SEASONS: 2006—Signed with Bengals on Feb. 13 as a free agent, after playing three pro seasons in Canada ... Started in his NFL debut, Sept. 10 at Kansas City, due to an injury to David Pollack, and was the only undrafted rookie in an NFL starting lineup on Kickoff Weekend ... Totaled 12 games played with nine starts, missing Games 4-7 with foot injury ... On Nov. 5 at Baltimore, tied for team lead with 11 tackles ... In win Nov. 19 at New Orleans, forced a Terrance Copper fumble that Bengals recovered ... In shutout win Nov. 26 at Cleveland, stopped RB Jason Wright for one-yard loss on third-and-one play ... Tied for team lead in tackles (seven) Dec. 10 vs. Oakland. **2007**—Limited by injuries to 10 games and seven starts, but gave defense a boost with starts in seven of the last eight games ... Team was 5-2 when he started ... In first start, Nov. 11 at Baltimore, had four tackles, and his recovery of a Willis McGahee fumble at Ravens' 32 led to a fourth-quarter FG ... On Nov. 25 vs. Tennessee, recovered a Vince Young fumble at

HONORING JEANTY

LB **Rashad Jeanty** was selected as the Bengals' 2008 recipient of the Ed Block Courage Award, which honors NFL players who demonstrate commitment to the values of sportsmanship and courage.

"Rashad is very worthy of the recognition bestowed upon him by his teammates," said **Paul Sparling**, Bengals head athletic trainer. "He came through some tough childhood circumstances, he worked his way into the NFL through the Canadian Football League, and he is one of our finest examples of a player who fights through injuries. He gives it his all every day, on the field and off the field."

Jeanty played in all 16 Bengals games in 2008, with 15 starts. He ranked fourth on the team in tackles (97), second in special teams tackles (15) and tied for first in forced fumbles (two).

A native of Miami, Fla., Jeanty played in college at Central Florida and entered pro football from 2003-05 with Edmonton in the Canadian Football League. He signed with the Bengals as a free agent in 2006 and now has 38 career NFL games played with 31 starts.



Bengals' five early in second quarter, preserving a 7-0 lead ... On Dec. 2 at Pittsburgh, forced a Willie Parker fumble that was recovered by Bengals ... Had season-high seven tackles in "spoiler" win Dec. 23 vs. Cleveland.

CFL: Played 37 games from 2003-05 with Edmonton in Canadian Football League, seeing action as a DE ... Had 13 sacks over his final two seasons, including eight in '05 ... Started all 18 games in '04 ... Limited to 14 games in '05, due to hand injury that sidelined him for playoffs and the Grey Cup.

COLLEGE: Played two seasons (2001-02) at Central Florida, logging 9.5 sacks and 137 tackles in 22 games ... In 2001, earned second-team all-freshman honors from *Football News* and was named to *The Sporting News* third-team freshman All-America team.

PERSONAL: Hometown is Miami, Fla. ... Attended Carol City High School, where he was rated the 14th best player in the nation and sixth best in Florida by *The Miami Herald* ... Name is pronounced "ruh-SHAHD JENN-tee."

RASHAD JEANTY'S STATISTICS

			Defense							Interceptions					Scoring					
YEAR	TEAM	G-S	ST	AT	SKS-			PD	FF	YDS						TD		TD		
					TT	YDS					NO	YDS	AVG	LG	TD	TD	IntRt	FRRT	S	PTS
2003	—					DID NOT PLAY*					DID NOT PLAY*						DID NOT PLAY*			
2004	—					DID NOT PLAY*					DID NOT PLAY*						DID NOT PLAY*			
2005	—					DID NOT PLAY*					DID NOT PLAY*						DID NOT PLAY*			
2006	Cincinnati	12-9	33	24	57	0-0	4	1	0-0	—	—	—	—	—	—	—	—	—	—	—
2007	Cincinnati	10-7	19	15	34	0-0	0	1	2-0	—	—	—	—	—	—	—	—	—	—	—
2008	Cincinnati	16-15	56	41	97	0-0	2	2	0-0	—	—	—	—	—	—	—	—	—	—	—
CAREER		38-31	108	80	188	0-0	6	4	2-0	—	—	—	—	—	—	—	—	—	—	—

			Special Teams							Kickoff Returns					Punt Returns						
YEAR	TEAM	ST	AT	TT	FF	FR-			BXP												
						YDS	BP	BFG		NO	YDS	AVG	FC	LG	TD	NO	YDS	AVG	FC	LG	TD
2006	Cincinnati	3	4	7	0	1-0	0	0	0	—	—	—	—	—	—	—	—	—	—	—	—
2007	Cincinnati	6	2	8	1	0-0	0	0	0	—	—	—	—	—	—	—	—	—	—	—	—
2008	Cincinnati	10	5	15	0	1-0	0	0	0	—	—	—	—	—	—	—	—	—	—	—	—
CAREER		19	11	30	1	2-0	0	0	0	—	—	—	—	—	—	—	—	—	—	—	—

*NOTE: Jeanty was not on an NFL roster in 2003, '04 or '05; he played for Edmonton of the Canadian Football League in each of those years.

JEANTY'S 2008 GAME-BY-GAME DEFENSIVE STATISTICS

DATE	OPPONENT	ST	AT	TT	SKS-YDS	INT-YDS	PD	FF	FR-YDS
9-7	at Baltimore	1	2	3	0-0	0-0	0	1	0-0
9-14	TENNESSEE	7	2	9	0-0	0-0	0	0	0-0
9-21	at N.Y. Giants	5	4	9	0-0	0-0	0	0	0-0
9-28	CLEVELAND	5	3	8	0-0	0-0	0	0	0-0
10-5	at Dallas	2	1	3	0-0	0-0	0	0	0-0
10-12	at N.Y. Jets	3	2	5	0-0	0-0	1	0	0-0
10-19	PITTSBURGH	0	0	0	0-0	0-0	0	0	0-0
10-26	at Houston	6	4	10	0-0	0-0	0	0	0-0
11-2	JACKSONVILLE	2	3	5	0-0	0-0	0	0	0-0
11-9	—BYE—								
11-16	PHILADELPHIA	1	1	2	0-0	0-0	0	0	0-0
11-20	at Pittsburgh	2	3	5	0-0	0-0	0	0	0-0
11-30	BALTIMORE	10	3	13	0-0	0-0	0	0	0-0
12-7	at Indianapolis	4	6	10	0-0	0-0	1	1	0-0
12-14	WASHINGTON	4	4	8	0-0	0-0	0	0	0-0
12-21	at Cleveland	3	2	5	0-0	0-0	0	0	0-0
12-28	KANSAS CITY	1	1	2	0-0	0-0	0	0	0-0
TOTALS		56	41	97	0-0	0-0	2	2	0-0

SEVEN QUARTERS, NO POINTS

Over the last two games of 2008, the Bengals tied a franchise record by shutting out their foes for seven consecutive quarters. After blanking Cleveland 14-0 on Dec. 21, they held Kansas City scoreless for the first three quarters of the season-ending 16-6 win on Dec. 28.

Cincinnati's only previous seven-quarter stretch also came under head coach **Marvin Lewis**, during 2006 wins of 30-0 at Cleveland and 13-7 vs. Baltimore.



BRANDON JOHNSON

Linebacker

59

Ht: 6-5**Wt:** 243**4th** year in NFL**College:** Louisville**2008 Games-Starts:** 16-9**Career Games-Starts:** 25-9**Acquired:** FA'08**Born:** 4-5-83

Not tendered by his former team (Arizona) for 2008, Johnson proved a highly productive free agent pickup for Bengals ... Played every game and started the last nine, taking over WLB spot for injured top draft pick Keith Rivers ... Finished second on team in tackles (112) ... Logged his first two pro INTs, including game-clincher on Dec. 21 at Cleveland ... Ranked second in QB hurries (10) and tied for second in tackles-for-loss (five) ... Ranked fourth in passes defended (seven) ... In five of his nine games as a starter, either led team in tackles or tied for lead ... Became a restricted free agent on 2-27-09 and re-signed with Cincinnati on 4-16-09.

2008 PARTICIPATION: Signed with Bengals as free agent on March 20 ... Played as reserve in Games 1-7, but took over starting WLB spot early in Game 7 (Oct. 19 vs. Pittsburgh), due to injury to Keith Rivers ... Started Games 8-16.

HE STARTS, HE TACKLES: Though Johnson finished well behind leader Dhani Jones in the team's '08 season tackling race (165-112), he was the team tackling leader over the nine games he started (Games 8-16). He had 90 tackles over that span, with Jones second during the same period at 84. Johnson's 17 tackles on Oct. 30 vs. Baltimore tied the team's game high for the year.

MORE 2008 HIGHLIGHTS: Gave the offense possession with a fourth-down pass defended on Sept. 7 vs. Baltimore ... On Oct. 19 vs. Pittsburgh, replaced the injured Keith Rivers early in first quarter and tied for team lead in tackles with 10 ... On Nov. 2 vs. Jacksonville, tied for team lead in tackles (12) and recorded two QB hurries ... On Nov. 16 vs. Philadelphia, tied for team tackles lead for third time in four weeks, logging eight, also had his first career INT, setting up Bengals' only TD drive as he

returned 35 yards to Eagles' 49 in second quarter ... Also vs. Philadelphia, had a tackle-for-loss which forced Eagles to punt on their first possession in OT ... On Nov. 30 vs. Baltimore, tied team season high for tackles (17) and tied team best in solos (10) ... Credited with a solo sack of Joe Flacco and one shared sack in the Ravens game ... On Dec. 14 vs. Washington, posted his fourth double-digit tackles game of the season, with 13 ... On Dec. 21 at Cleveland, his INT at Bengals' 33 with just over three minutes to play snuffed Browns' last hope for comeback from 14-0 deficit ... Also at Cleveland, tied for team lead in tackles (15) and passes defended (three) and led in special teams tackles (two).

PREVIOUS SEASONS: 2006—Drafted by Arizona in fifth round (142nd overall) ... Played in three games, with two special teams tackles ... Made NFL debut in Game 8, Oct. 29 at Green Bay. **2007**—Saw action in six games for Arizona, with six special teams tackles ... Game-day inactive for the other 10 contests ... Logged two special teams tackles in a pair of games, Nov. 4 at Tampa Bay and Dec. 2 vs. Cleveland ... Released by Cardinals on Sept. 12 and was not with team for Game 2, but was re-signed on Sept. 18.

COLLEGE: Played in 50 games with 31 starts over four seasons at Louisville ... Logged 240 tackles with 7.5 sacks ... Scored three TDs — on an interception, a blocked punt and a fumble return ... Led the team in tackles (72) as a senior ... Tied for the national lead with three blocked punts as a freshman.

PERSONAL: Hometown is Birmingham, Ala. ... Attended Minor High School in Adamsville, Ala., where he lettered three times in football and in basketball while making the academic honor roll.


BRANDON JOHNSON'S STATISTICS

YEAR	TEAM	G-S	Defense							Interceptions					Scoring				
			ST	AT	TT	YDS	PD	FF	FR-YDS	NO	YDS	AVG	LG	TD	TD	IntRt	FRrt	S	PTS
2006	Arizona	3-0	0	0	0	0-0	0	0	0-0	0	0	—	—	0	—	—	—	—	—
2007	Arizona	6-0	0	0	0	0-0	0	0	0-0	0	0	—	—	0	—	—	—	—	—
2008	Cincinnati	16-9	59	53	112	1.5-4.5	7	0	0-0	2	35	17.5	35	0	—	—	—	—	—
ARIZ. TOTALS		9-0	0	0	0	0-0	0	0	0-0	0	0	—	—	0	—	—	—	—	—
CIN. TOTALS		16-9	59	53	112	1.5-4.5	7	0	0-0	2	35	17.5	35	0	—	—	—	—	—
CAREER		25-9	59	53	112	1.5-4.5	7	0	0-0	2	35	17.5	35	0	—	—	—	—	—

YEAR	TEAM	Special Teams								Kickoff Returns						Punt Returns					
		ST	AT	TT	FF	YDS	BP	BFG	BXP	NO	YDS	AVG	FC	LG	TD	NO	YDS	AVG	FC	LG	TD
2006	Arizona	2	0	2	0	0-0	0	0	0	—	—	—	—	—	—	—	—	—	—	—	—
2007	Arizona	1	5	6	0	0-0	0	0	0	—	—	—	—	—	—	—	—	—	—	—	—
2008	Cincinnati	5	1	6	0	0-0	0	0	0	—	—	—	—	—	—	—	—	—	—	—	—
ARIZ. TOTALS		3	5	8	0	0-0	0	0	0	—	—	—	—	—	—	—	—	—	—	—	—
CIN. TOTALS		5	1	6	0	0-0	0	0	0	—	—	—	—	—	—	—	—	—	—	—	—
CAREER		8	6	14	0	0-0	0	0	0	—	—	—	—	—	—	—	—	—	—	—	—

— BRANDON JOHNSON'S 2008 GAME-BY-GAME DEFENSIVE STATISTICS —

DATE	OPPONENT	ST	AT	TT	SKS-YDS	INT-YDS	PD	FF	FR-YDS
9-7	at Baltimore	3	0	3	0-0	0-0	1	0	0-0
9-14	TENNESSEE	0	0	0	0-0	0-0	0	0	0-0
9-21	at N.Y. Giants	1	1	2	0-0	0-0	0	0	0-0
9-28	CLEVELAND	2	0	2	0-0	0-0	0	0	0-0
10-5	at Dallas	1	0	1	0-0	0-0	0	0	0-0
10-12	at N.Y. Jets	0	4	4	0-0	0-0	0	0	0-0
10-19	PITTSBURGH	6	4	10	0-0	0-0	0	0	0-0
10-26	at Houston	2	5	7	0-0	0-0	0	0	0-0
11-2	JACKSONVILLE	3	9	12	0-0	0-0	0	0	0-0
11-9	—BYE—								
11-16	PHILADELPHIA	5	3	8	0-0	1-35	2	0	0-0
11-20	at Pittsburgh	9	0	9	0-0	0-0	0	0	0-0
11-30	BALTIMORE	10	7	17	1.5-4.5	0-0	0	0	0-0
12-7	at Indianapolis	1	2	3	0-0	0-0	0	0	0-0
12-14	WASHINGTON	9	4	13	0-0	0-0	0	0	0-0
12-21	at Cleveland	5	10	15	0-0	1-0	3	0	0-0
12-28	KANSAS CITY	2	4	6	0-0	0-0	1	0	0-0
TOTALS		59	53	112	1.5-4.5	2-35	7	0	0-0



JAMES JOHNSON

Halfback

Ht: 5-11
Wt: 205
1st year in NFL*

College: Kansas State
2008 Games-Starts: 4-0
Career Games-Starts: 4-0

Acquired: CFA'08
Born: 9-6-84

College free agent signee rose from Bengals practice squad last season to make notable contributions in December ... Made key plays in victory Dec. 21 at Cleveland ... Finished season with nine rushes for 29 yards and six receptions for 47 yards ... Recorded two special teams tackles.

2008 RECAP: Signed on May 2 with Bengals as college free agent, and played in all four preseason games, rushing 21-for-94 (4.5 avg.) and adding two receptions for 10 yards ... Waived on Aug. 30, and signed Aug. 31 to Bengals practice squad ... Signed to 53-player roster on Dec. 5, and played in Games 13-16 ... Made NFL debut Dec. 7 at Indianapolis, with three rushes for four yards ... On Dec. 21 at Cleveland, kept the game's only offensive TD drive alive with third-down conversions on a 15-yard reception and a 12-yard rush ... Led team at Cleveland with three receptions (for 27 yards) and was three-for-10 rushing ... On Dec. 28 vs. Kansas City, was three-for-15 rushing and three-for-20 receiving.

COLLEGE: Played two seasons at Kansas State (2006-07) after starring at Blinn College in Brenham, Texas, over the 2004-05 campaigns ... As a KSU senior, rushed for 1164 yards and 6.4-yard avg., with 12 rushing TDs ... Senior season included rushing games of 172 yards vs. Missouri, 159 vs. Colorado and 129 at Nebraska ... Scored 36 TDs over two junior college seasons.

PERSONAL: Born in Baton Rouge, La., but hometown is Port Arthur, Texas ... Attended Jefferson and Memorial high schools in Port Arthur, and was a two-time Class 4A all-state honorable mention performer.

*NOTE: Johnson did not earn an accrued year of experience toward NFL free agency in 2008 because he was not on an NFL 53-player roster, a Reserve/Injured list or a Reserve/Physically Unable to Perform list for the required minimum of six games. He is designated a first-year player in 2009.

(continued)

JAMES JOHNSON'S STATISTICS

			Rushing					Receiving					Scoring					
YEAR	TEAM	G-S	ATT	YDS	AVG	LG	TD	NO	YDS	AVG	LG	TD	TD	TD-R	TD-P	TD-RI	2-PIC	PTS
2008	Cincinnati	4-0	9	29	3.2	12	0	6	47	7.8	16	0	—	—	—	—	—	—
CAREER		4-0	9	29	3.2	12	0	6	47	7.8	16	0	—	—	—	—	—	—

			Special Teams					Kickoff Returns					Punt Returns								
YEAR	TEAM	ST	AT	TT	FF	FR-YDS	BP	BFG	BXP	NO	YDS	AVG	FC	LG	TD	NO	YDS	AVG	FC	LG	TD
2008	Cincinnati	2	0	2	0	0-0	0	0	0	1	13	13.0	0	13	0	—	—	—	—	—	—
CAREER		2	0	2	0	0-0	0	0	0	1	13	13.0	0	13	0	—	—	—	—	—	—



JEREMI JOHNSON

Fullback

23

Ht: 5-11

Wt: 275

7th year in NFL

College: Western Kentucky

2008 Games-Starts: 0-0

Career Games-Starts: 80-50

Acquired: FA'09

Born: 9-4-80

Johnson did not play in 2008, but looks to re-start a Bengals career that saw him hold team's No. 1 FB job from his rookie season of 2003 through '07 ... Opened '08 on Reserve/Injured list, due to preseason knee injury, and was waived in November after completion of rehab ... Re-signed with Bengals as a free agent on 4-24-09 ... Played in every game in his first five seasons, making 81 appearances (including one in postseason) ... In '07, he aided pass protection that allowed a franchise-record low 17 sacks ... His lead blocking helped HB Rudi Johnson rush for 4221 yards over 2004-06, most by any Bengal in a three-year span ... Has scored eight career TDs.

2008: Opened training camp with Bengals, but was not cleared for practice through the second preseason game, due to conditioning issues ... Played in the last two preseason games (no statistics), with a start in finale on Aug. 28 at Indianapolis ... Suffered knee injury in practice on Sept. 1, and was placed on Reserve/Injured list on Sept. 3 ... Waived from Reserve/Injured on Nov. 26, following completion of rehab.

PREVIOUS SEASONS: 2003—Drafted by Bengals in fourth round (118th overall) ... Signed July 27 ... Scored his first pro TD Nov. 9 vs. Houston, dragging Texans defender into end zone on one-yard second-quarter run that gave Bengals 14-10 lead ... Also vs. Houston, helped HB Rudi Johnson rush for 182 yards on team-record 43 carries as Bengals posted their highest possession time (41:15) in 226 games ... Had 13-yard TD reception Nov. 16 vs. Kansas City, putting Bengals ahead to stay at 10-6 in big win against an undefeated (9-0) opponent. **2004—**Had a two-yard TD catch for game's first score on Oct. 3 at Pittsburgh ... On Nov. 28 vs. Cleveland, helped Rudi Johnson power his way to a career-high 202 yards on 26 carries. **2005—**Helped Bengals capture AFC North

championship, scoring career-high three TDs (all receiving) and aiding Rudi Johnson's club-record 1458 rushing yards ... Aided pass protection that allowed only 21 sacks, a club record at the time ... Scored on 18-yard catch Sept. 11 at Cleveland, breaking a tackle to reach end zone ... Scored the only Bengals TD of the day in win Oct. 2 vs. Houston, a one-yard reception that put Cincinnati ahead 10-3 ... Had career-long 27-yard catch for a TD in win Oct. 30 vs. Green Bay. **2006—**Earned his top league-wide recognition, finishing as first alternate in AFC Pro Bowl voting ... Became a restricted free agent following '05 season, and re-signed with Bengals on 4-13-06 ... Helped power Rudi Johnson to season-high 145 rushing yards on Sept. 17 vs. Cleveland ... On Nov. 12 vs. San Diego, had three-yard rushing TD for game's first score ... Had four rushes for career-high 23 yards Nov. 30 vs. Baltimore. **2007—**Helped Bengals to No. 2 NFL ranking with their 17 sacks allowed, behind only New Orleans (16) ... Helped power rushing offense to 177 yards Oct. 21 vs. N.Y. Jets, including 130-yard game by HB Kenny Watson ... Had a one-yard TD catch Nov. 4 at Buffalo, and also had a key block on Glenn Holt's 100-yard kickoff return ... Blocked for season-high team rushing total of 192 yards on Dec. 9 vs. St. Louis.

COLLEGE: Began college career as an All-Big Ten freshman team selection at Indiana in 1999, and stayed at Indiana through 2001, with three-year totals of 931 rushing yards (5.1 avg.) and 386 receiving yards (10.4 avg.) ... Scored 11 rushing TDs and two receiving TDs at Indiana while playing 33 games with 16 starts ... Left Indiana to play his 2002 senior season at Division I-AA Western Kentucky, following Hoosiers WRs coach T.J. Weist, who was leaving to join WKU as running backs coach ... Johnson was a key blocker and yardage-producer for WKU's 2002 national championship team, gaining 947 scrimmage yards and helping HB Jon Frazier rush for 1606 yards.

PERSONAL: Hometown is Louisville, Ky. ... Attended Ballard High School, where as a junior and senior he rushed for more than 2000 total yards with

35 touchdowns ... Recreation sport management major at Western Kentucky ... First name is pronounced as "Jeremy."

JEREMI JOHNSON'S STATISTICS

YEAR	TEAM	G-S	Rushing					Receiving					Scoring					
			ATT	YDS	AVG	LG	TD	NO	YDS	AVG	LG	TD	TD	TD-R	TD-P	TD-Rt	2-PtC	PTS
2003	Cincinnati	16-13	15	41	2.7	12	1	15	82	5.5	16	1	2	1	1	0	0	12
2004	Cincinnati	16-6	3	5	1.7	4	0	16	53	3.3	9	1	1	0	1	0	0	6
2005	Cincinnati	16-11	8	14	1.8	5	0	12	65	5.4	27	3	3	0	3	0	0	18
2006	Cincinnati	16-11	15	56	3.7	15	1	6	37	6.2	17	0	1	1	0	0	0	6
2007	Cincinnati	16-9	7	25	3.6	12	0	6	32	5.3	14	1	1	0	1	0	0	6
2008	Cincinnati	0-0	DID NOT PLAY*					DID NOT PLAY*					DID NOT PLAY*					
CAREER		80-50	48	141	2.9	15	2	55	269	4.9	27	6	8	2	6	0	0	48

SPECIAL TEAMS STATISTICS: 1 kickoff return for 16 yards in 2003; 1 solo special teams tackle in 2007.

JEREMI JOHNSON'S SINGLE-GAME HIGHS

RUSHING — Attempts: 5 (twice); most recently at Det. 12-18-05; **Yards:** 23 vs. Balt. 11-30-06; **Long:** 15 vs. Balt. 11-30-06; **Touchdowns:** 1 (twice); most recently vs. S.D. 11-12-06.

RECEIVING — Receptions: 3 (6 times); most recently vs. Oak. 12-10-06; **Yards:** 27 vs. G.B. 10-30-05; **Long:** 27 vs. G.B. 10-30-05 (TD); **Touchdowns:** 1 (6 times); most recently at Buff. 11-4-07.

POSTSEASON

			Rushing					Receiving					Scoring					
YEAR	TEAM	G-S	ATT	YDS	AVG	LG	TD	NO	YDS	AVG	LG	TD	TD	TD-R	TD-P	TD-Rt	2-PtC	PTS
2005	Cincinnati	1-0	0	0	—	—	0	—	—	—	—	—	—	—	—	—	—	—
CAREER		1-0	0	0	—	—	0	—	—	—	—	—	—	—	—	—	—	—

*NOTE: Johnson was on the Reserve/Injured list for 11 games with Cincinnati in 2008.



Ht: 6-3

Wt: 305

6th year in NFL

College: Washington

2008 Games-Starts: 16-1

Career Games-Starts: 70-17

Acquired: UFA(Dall.)'09

Born: 12-7-81

A sixth-year DT with a track record of providing pressure up the middle, Johnson signed with Bengals as an unrestricted free agent on 4-8-09 ... Played in all 16 Dallas games last season and recorded 45 tackles while logging nine QB pressures and a sack ... Had a key forced fumble in Cowboys' victory over Bengals ... Has 12 career sacks in regular season and 2.5 more in postseason action ... Entered NFL in 2004 as a second-round draft choice of Chicago, and started 10 games plus all three playoff games in 2006 as Bears advanced to Super Bowl XLI.

2008: Forced a fumble against HB Chris Perry in Cowboys' win Oct. 5 vs. Cincinnati, derailing a Bengals fourth-quarter comeback bid ... Bengals reached Dallas' 37, trailing 17-16, before Cowboys recovered Johnson's forced fumble and responded with quick TD for an eight-point lead ... Posted six tackles in win Oct. 26 vs. Tampa Bay, as Bucs were held to no TDs and 262 net yards ... Logged five tackles, with one for a loss, as Cowboys won 14-10 on Nov. 16 at Washington, limiting league's No. 4 rush offense to 92 yards ... Posted six tackles, including

a sack and a tackle-for-loss, in 34-9 Thanksgiving win on Nov. 27 vs. Seattle.

PREVIOUS SEASONS: 2004—Drafted by Chicago in second round (47th overall) ... Played in every game, with one start, posting 26 tackles with a shared sack. **2005**—Had career-best five sacks for Bears team that won NFC North with 11-5 record ... Had a breakout game in 10-6 win Oct. 23 vs. Baltimore, with two sacks and a tackle-for-loss among his 11 tackles, plus a pass defended ... Seven tackles with a sack on Dec. 18 vs. Atlanta ... Five tackles, including two for-loss, in Divisional playoff loss on 1-15-06 vs. Carolina. **2006**—Had 38 tackles with 3.5 sacks in regular season, as Chicago won NFC North with 13-3 record, and added 12 tackles with 1.5 sacks while starting all three postseason games, including Super Bowl XLI vs. Colts ... On Sept. 17 vs. Detroit, had forced fumble that led to game's opening TD, and also had a sack ... Seven tackles with two sacks in win Dec. 3 vs. Minnesota ... Served a team suspension Dec. 24 at Detroit ... Had five tackles and a sack in divisional playoff win vs. Seattle on 1-14-07 ... Five tackles with a shared sack in Super

(Tank Johnson, cont'd)

Bowl loss to Indianapolis. **2007**—On June 4, NFL announced Johnson would be suspended for Games 1-8 of the regular season, due to violation of league's personal conduct policy ... Released by Chicago on June 25 ... Signed by Dallas on Sept. 18, and played for Cowboys in Games 9-16 after serving suspension ... Made first Dallas start in season finale, Dec. 30 at Washington, and had three tackles and a forced fumble ... Had two tackles, including a sack, in Divisional playoff on 1-13-08 vs. N.Y. Giants.

COLLEGE: Spent four seasons (2000-03) at Wash-

ington ... Did not see action as a freshman, but played 35 games with 23 starts over his final three seasons ... Scored a TD in each of his final three seasons, highlighted by a 38-yard INT return against Texas' Chris Simms in 2002 Holiday Bowl ... Had 15 career sacks ... Began career as a TE, but switched to defense early in his sophomore year.

PERSONAL: Hometown is Tempe, Ariz. ... Attended McClintock High School, where he played tight end and on defensive line ... Uses the first name "Tank," which he acquired for his aggressive playing style, but his given first name is Terry.

TANK JOHNSON'S STATISTICS

YEAR	TEAM	G-S	Defense						Interceptions					Scoring				
			ST	AT	TT	SKS-YDS	PD	FF	FR-YDS	NO	YDS	AVG	LG	TD	TD	IntRt	FRRt	S PTS
2004	Chicago	16-1	10	16	26	0.5-3	0	0	0-0	—	—	—	—	—	0	0	0	0
2005	Chicago	16-4	26	11	37	5-34	4	0	0-0	—	—	—	—	—	0	0	0	0
2006	Chicago	14-10	19	19	38	3.5-14	0	1	0-0	—	—	—	—	—	0	0	0	1
2007	Dallas	8-1	8	2	10	2-10	1	0	1-0	—	—	—	—	—	0	0	0	0
2008	Dallas	16-1	16	29	45	1-6	3	1	0-0	—	—	—	—	—	0	0	0	0
CHI. TOTALS		46-15	55	46	101	9-51	4	1	0-0	—	—	—	—	—	0	0	0	1
DALL. TOTALS		24-2	24	31	55	3-16	4	1	1-0	—	—	—	—	—	0	0	0	0
CAREER		70-17	79	77	156	12-67	8	2	1-0	—	—	—	—	—	0	0	0	1

POSTSEASON

YEAR	TEAM	G-S	Defense						Interceptions					Scoring				
			ST	AT	TT	SKS-YDS	PD	FF	FR-YDS	NO	YDS	AVG	LG	TD	TD	IntRt	FRRt	S PTS
2005	Chicago	1-0	2	1	3	0-0	0	0	0-0	—	—	—	—	—	—	—	—	—
2006	Chicago	3-3	9	3	12	1.5-13	0	0	0-0	—	—	—	—	—	—	—	—	—
2007	Dallas	1-0	1	0	1	1-4	0	0	0-0	—	—	—	—	—	—	—	—	—
CHI. TOTALS		4-3	11	4	15	1.5-13	0	0	0-0	—	—	—	—	—	—	—	—	—
DALL. TOTALS		1-0	1	0	1	1-4	0	0	0-0	—	—	—	—	—	—	—	—	—
CAREER		5-3	12	4	16	2.5-17	0	0	0-0	—	—	—	—	—	—	—	—	—

TANK JOHNSON'S 2008 GAME-BY-GAME DEFENSIVE STATISTICS (FOR DALLAS)

DATE	OPPONENT	ST	AT	TT	SKS-YDS	INT-YDS	PD	FF	FR-YDS
9-7	at Cleveland	0	2	2	0-0	0-0	0	0	0-0
9-15	PHILADELPHIA	0	2	2	0-0	0-0	0	0	0-0
9-21	at Green Bay	2	0	2	0-0	0-0	1	0	0-0
9-28	WASHINGTON	0	1	1	0-0	0-0	0	0	0-0
10-5	CINCINNATI	1	2	3	0-0	0-0	1	1	0-0
10-12	at Arizona	1	0	1	0-0	0-0	0	0	0-0
10-19	at St. Louis	1	4	5	0-0	0-0	0	0	0-0
10-26	TAMPA BAY	1	5	6	0-0	0-0	0	0	0-0
11-2	at N.Y. Giants	1	2	3	0-0	0-0	0	0	0-0
11-9	—BYE—								
11-16	at Washington	2	2	4	0-0	0-0	0	0	0-0
11-23	SAN FRANCISCO	2	0	2	0-0	0-0	0	0	0-0
11-27	SEATTLE	2	4	6	1-6	0-0	1	0	0-0
12-7	at Pittsburgh	1	2	3	0-0	0-0	0	0	0-0
12-14	N.Y. GIANTS	1	2	3	0-0	0-0	0	0	0-0
12-20	BALTIMORE	1	1	2	0-0	0-0	0	0	0-0
12-28	at Philadelphia	0	0	0	0-0	0-0	0	0	0-0
TOTALS		16	29	45	1-6	0-0	3	1	0-0

THE NAME GAME

The most common last name among players on the Bengals' all-time roster is Johnson. Twenty players named Johnson are on the roster. Smith is second with 14, Williams is third with 12, and Jones ranks fourth with 11.

The Bengals' all-time roster has more last names start with the letter B than any other letter — a total of 85. The letter S is second with 78 names. The only letter of the alphabet with no players on the team's all-time roster is X.



DAVID JONES

Cornerback

20

Ht: 6-0**Wt:** 196**3rd** year in NFL**College:** Wingate**2008 Games-Starts:** 14-7**Career Games-Starts:** 21-7**Acquired:** W(N.O.)'07**Born:** 9-19-85

NCAA Division II product has made steady progress in his first two seasons and looks for breakout year in '09 ... Played in 14 games last season, with seven starts at LCB in place of the injured Johnathan Joseph ... Logged 44 tackles and a fumble recovery, and ranked tied for fourth in passes defended (seven) ... Originally a draft choice of New Orleans Saints.

2008 PARTICIPATION: Played in Games 1-11 and 14-16, and started in Games 3-5, 11 and 14-16 ... Was a game-day inactive for Games 12-13, due to knee injury suffered Nov. 20 at Pittsburgh.

2008 HIGHLIGHTS: Led secondary with 10 tackles in first pro start, Sept. 21 at N.Y. Giants, and added one pass defended ... Had a third-down pass defended in end zone Oct. 12 at N.Y. Jets against WR Laveranues Coles that forced Jets to settle for FG ... Tied for lead in special teams tackles (two) Nov. 2 vs. Jacksonville and helped secure win by downing a punt on Jaguars' four with 11 seconds left ... Led team with three passes defended Nov. 20 at Pittsburgh, and logged six tackles ... In first quarter Dec. 14 vs. Washington, returned a Chris Cooley fumble 12 yards to Redskins' 41, setting up first Bengal TD drive

... Posted seven tackles Dec. 21 at Cleveland ... Had two tackles and two passes defended in third straight start Dec. 28 vs. Kansas City.

2007: Drafted by New Orleans in fifth round (145th overall) ... Played in all five New Orleans preseason games, with seven tackles, one INT and three total passes defended ... Acquired by Bengals on waivers on Sept. 2 ... Played in seven games (Games 2-5, 9 and 15-16), with one special teams tackle ... Inactive for the other nine games.

COLLEGE: Was a two-time All-South Atlantic Conference performer in the NCAA Division II ranks at Wingate ... Had 15 career INTs, with 335 yards in returns and three TDs ... Played from 2003-06, with 40 career games and 28 starts ... Had 110 tackles, and averaged 19.9 yards on 34 kickoff returns ... After asking to play snaps with the offense, had two receptions for 125 yards, both for TDs.

PERSONAL: Hometown is Greenville, S.C. ... Earned all-area honors as a DB at Greenville (S.C.) High School, where he also played receiver ... Had 10 INTs during prep career ... Marketing major at Wingate.

DAVID JONES' STATISTICS

YEAR	TEAM	G-S	Defense							Interceptions					Scoring				
			ST	AT	TT	SKS-YDS	PD	FF	FR-YDS	NO	YDS	AVG	LG	TD	TD	IntRt	FRrt	S	PTS
2007	Cincinnati	7-0	0	0	0	0-0	0	0	0-0	—	—	—	—	—	—	—	—	—	—
2008	Cincinnati	14-7	34	10	44	0-0	7	0	1-12	—	—	—	—	—	—	—	—	—	—
CAREER		21-7	34	10	44	0-0	7	0	1-12	—	—	—	—	—	—	—	—	—	—
YEAR	TEAM		Special Teams							Kickoff Returns					Punt Returns				
			ST	AT	TT	FF	YDS	BP	BFG	BXP	NO	YDS	AVG	FC	LG	TD	NO	YDS	AVG
2007	Cincinnati		0	1	1	0	0-0	0	0	0	—	—	—	—	—	—	—	—	—
2008	Cincinnati		3	1	4	0	0-0	0	0	0	—	—	—	—	—	—	—	—	—
CAREER			3	2	5	0	0-0	0	0	0	—	—	—	—	—	—	—	—	—

(continued)

LOOKING AHEAD — BENGALS' 2010 OPPONENTS

Opponents for 14 of the Bengals' 16 regular-season games in 2010 have been determined:

HOME: Baltimore, Cleveland, Pittsburgh, Buffalo, Miami, New Orleans, Tampa Bay.

ROAD: Baltimore, Cleveland, Pittsburgh, New England, N.Y. Jets, Atlanta, Carolina.

The remaining two 2010 opponents will be assigned according to the 2009 final standings. The Bengals will play at home against the AFC West team that finishes in the same position as Cincinnati, and the Bengals will play on the road against the AFC South team that matches their '09 position.

DAVID JONES' 2008 GAME-BY-GAME DEFENSIVE STATISTICS

DATE	OPPONENT	ST	AT	TT	SKS-YDS	INT-YDS	PD	FF	FR-YDS
9-7	at Baltimore	0	0	0	0-0	0-0	0	0	0-0
9-14	TENNESSEE	0	0	0	0-0	0-0	0	0	0-0
9-21	at N.Y. Giants	7	3	10	0-0	0-0	1	0	0-0
9-28	CLEVELAND	3	2	5	0-0	0-0	0	0	0-0
10-5	at Dallas	4	0	4	0-0	0-0	0	0	0-0
10-12	at N.Y. Jets	1	0	1	0-0	0-0	1	0	0-0
10-19	PITTSBURGH	3	2	5	0-0	0-0	0	0	0-0
10-26	at Houston	1	0	1	0-0	0-0	0	0	0-0
11-2	JACKSONVILLE	0	0	0	0-0	0-0	0	0	0-0
11-9	—BYE—								
11-16	PHILADELPHIA	0	0	0	0-0	0-0	0	0	0-0
11-20	at Pittsburgh	6	0	6	0-0	0-0	3	0	0-0
11-30	BALTIMORE				INACTIVE				
12-7	at Indianapolis				INACTIVE				
12-14	WASHINGTON	3	0	3	0-0	0-0	0	0	1-12
12-21	at Cleveland	5	2	7	0-0	0-0	0	0	0-0
12-28	KANSAS CITY	1	1	2	0-0	0-0	2	0	0-0
TOTALS		34	10	44	0-0	0-0	7	0	1-12



DHANI JONES

Linebacker

Ht: 6-1

Wt: 240

10th year in NFL

College: Michigan

2008 Games-Starts: 16-16

Career Games-Starts: 125-99

Acquired: FA'07

Born: 2-22-78

Tenth-year NFL vet has been an impact player since resurrecting his career as a free agent signee with Bengals in September 2007 ... Played his first full Cincinnati season in '08 and led team with 165 tackles ... Voted a team captain, he was one of only five players to start every game ... Led front seven in passes defended with nine (ranked third on team), including one INT ... Tied for team lead in forced fumbles (two), ranked third in QB hurries (nine) and had four tackles-for-loss ... Led the team in tackles in six games, and tied for the lead once ... Spent seven seasons in NFC East, with Giants and later Eagles, before joining Bengals ... Starter for Philadelphia in Super Bowl XXXIX (2004 season).

LEADING BY A LOT: Jones not only led the '08 Bengals with 165 tackles, he led by the largest margin of any season tackling leader in Marvin Lewis' six seasons as head coach. His margin was 53, as LB Brandon Johnson was second at 112. The previous largest margin was 46 by LB Odell Thurman in 2005 (led 148-102 over LB Brian Simmons). Jones had five of the top seven Bengals totals for tackles in a game in '08, logging one of the team's two 17-tackle efforts and four of the five 15-tackle games.

MORE 2008 HIGHLIGHTS: Re-signed with Cincinnati, as an unrestricted free agent, on March 4 ... Led team with 15 tackles in each of Games 2-4 — Sept. 14 vs. Tennessee, Sept. 21 at N.Y. Giants and Sept. 28 vs. Cleveland ... Recorded team-leading 13 tackles Oct.

12 at N.Y. Jets, and also had two QB hurries, one pass defended and two special teams tackles ... On Nov. 2 vs. Jacksonville, returned 13 yards with INT of a David Garrard pass, setting up drive for eventual winning TD ... Also vs. Jacksonville, tied for team lead in passes defended (three) while adding two QB hurries and three tackles ... On Nov. 30 vs. Baltimore, tied for second in tackles with 13 and had a forced fumble (Ravens recovered) ... On Dec. 14 vs. Washington, tied team's season high for tackles in a game, logging 17, and had a QB hurry ... On Dec. 21 at Cleveland, tied for team lead in tackles (15), including two tackles-for-loss ... Led team in tackles (11) on Dec. 28 vs. Kansas City, and forced a Tyler Thigpen fumble that he (Jones) recovered at Chiefs' 34, setting up a FG drive for 16-0 lead.

PREVIOUS SEASONS: 2000—Drafted by N.Y. Giants in sixth round (177th overall) ... Placed Aug. 20 on Reserve/Injured list, due to knee injury (torn ACL) suffered during training camp. **2001—**Played all 16 games for Giants and led club in special teams tackles (16) ... Also had 11 tackles on defense ... Logged first pro INT on Nov. 4 vs. Dallas, picking off a Clint Stoenner pass with 14-yard return. **2002—**Broke into Giants starting lineup and finished third on team with 101 tackles ... Season-high 13 tackles on Dec. 1 vs. Tennessee, and recovered a Steve McNair fumble to set up a FG ... Intercepted a Peyton Manning pass Dec. 22 at Indianapolis ... Had five tackles in first playoff appearance, on 1-5-03 at San Francisco. **2003—**Started

every game in his final season with Giants ... Posted career highs in tackles (154) and sacks (three) ... Had career game-high of 18 tackles on Sept. 15 vs. Dallas, and intercepted a Quincy Carter pass. **2004**—Signed with Philadelphia as unrestricted free agent on March 9 ... Played every game, with 15 starts, and started two of Eagles' three playoff games, including Super Bowl XXXIX vs. New England (two tackles) ... Had season-high 10 tackles Sept. 20 vs. Minnesota. **2005**—Started 16 games for the second time in his career and posted 105 tackles for Eagles ... Led team with eight tackles in win Sept. 18 vs. San Francisco, and intercepted a Tim Rattay pass. **2006**—Played 16 games with 13 starts for NFC East champion Philadelphia, logging 93 tackles, and had 10 more tackles while seeing action in both Eagles playoff games (one start) ... Season-high 12 tackles and a shared sack on Oct. 29 vs. Jacksonville ... Had seven tackles in Divisional playoff loss on 1-13-06 at New Orleans. **2007**—Cincinnati was his third NFL address on the year, but he went on to finish second on Bengals defense with 111 tackles ... Released by Philadelphia on April 30 ... Signed July 10 with New Orleans, and released by Saints on Aug. 31 ... Signed by Bengals on Sept. 19 and played in Cincinnati's last 14 games, with nine starts ... Led team in tackles in five games and tied for lead once ... Tied for team lead in forced fumbles (two) ... Took over starting WLB role on Nov. 11 at Baltimore ... In win Nov. 25 vs. Tennessee, preserved an early 7-0 lead with sack-and-strip of quarterback Vince Young, Bengals recovering at their five-yard line ... On Dec. 23 vs. Cleveland, his team-leading 13 tackles and

10 solos tied his highs for the season.

WIDE WORLD OF DHANI: Prior to 2009, Jones had already earned off-field notice as an entrepreneur (Five Star Bow Ties), a musician (saxophone, bass) and media personality (NFL Network and ESPN2). Further, he was known for his taste for exotic travel. But he went a step beyond this past offseason, combining many of his favorite elements as the star of a show, "Dhani Tackles the Globe," on the Travel Channel. On the show, he immersed himself in learning new sports while also taking in a different nation's culture. "I like travel and sports, and this is a nice balance between the two," Jones said, "and all of it has aided me in becoming a better athlete." Jones' endeavors included Muay Thai fighting in Thailand, dragon-boat racing in Singapore and rugby in England.

COLLEGE: Earned All-Big Ten honors during each of his three seasons as a starter (1997-99) at Michigan ... Finished second on team as a senior with 81 tackles ... Had six sacks as a sophomore.

PERSONAL: Hometown is Potomac, Md. ... Attended Winston Churchill High School, where he was inducted into school Hall of Fame after starring in football, wrestling and track ... Active in community service, he was Giants' 2002 nominee for NFL Man of the Year, and he received Eagles' 2004 Community Hero Award ... First name, pronounced "duh-HAH-nee," means "thinking man" in the Hindi language.

DHANI JONES' STATISTICS

YEAR	TEAM	G-S	Defense							Interceptions					Scoring				
			ST	AT	TT	SKS-YDS	PD	FF	FR-YDS	NO	YDS	AVG	LG	TD	TD	IntRt	FRrt	S	PTS
2000	N.Y. Giants	0-0	DID NOT PLAY*																
2001	N.Y. Giants	16-0	9	2	11	0-0	1	0	0-0	1	14	14.0	14	0	—	—	—	—	—
2002	N.Y. Giants	15-14	54	47	101	0-0	4	0	2-0	1	1	1.0	1	0	—	—	—	—	—
2003	N.Y. Giants	16-16	96	58	154	3-21	4	1	1-0	0	0	—	—	0	—	—	—	—	—
2004	Philadelphia	16-15	47	43	90	0.5-0	6	1	0-0	1	0	0.0	0	0	—	—	—	—	—
2005	Philadelphia	16-16	49	56	105	0-0	2	1	0-0	1	0	0.0	0	0	—	—	—	—	—
2006	Philadelphia	16-13	50	43	93	0.5-5.5	3	0	0-0	0	0	—	—	0	—	—	—	—	—
2007	Cincinnati	14-9	70	41	111	1-2	5	2	0-0	0	0	—	—	0	—	—	—	—	—
2008	Cincinnati	16-16	78	87	165	0-0	9	2	1-0	1	13	13.0	13	0	—	—	—	—	—
NYG TOTALS			47-30	159	107	266	3-21	9	1	3-0	2	15	7.5	14	0	—	—	—	—
PHIL. TOTALS			48-44	146	142	288	1-5.5	11	2	0-0	2	0	0.0	0	0	—	—	—	—
CIN. TOTALS			30-25	148	128	276	1-2	14	4	1-0	1	13	13.0	13	0	—	—	—	—
CAREER			125-99	453	377	830	5-28.5	34	7	4-0	5	28	5.6	14	0	—	—	—	—

YEAR	TEAM	Special Teams								Kickoff Returns						Punt Returns					
		ST	AT	TT	FF	YDS	BP	BFG	BXP	NO	YDS	AVG	FC	LG	TD	NO	YDS	AVG	FC	LG	TD
2001	N.Y. Giants	11	5	16	0	0-0	0	0	0	—	—	—	—	—	—	—	—	—	—	—	—
2003	N.Y. Giants	5	0	5	0	0-0	0	0	0	—	—	—	—	—	—	—	—	—	—	—	—
2004	Philadelphia	9	0	9	0	1-0	0	0	0	—	—	—	—	—	—	—	—	—	—	—	—
2005	Philadelphia	10	0	10	0	0-0	0	0	0	—	—	—	—	—	—	—	—	—	—	—	—
2006	Philadelphia	6	0	6	0	0-0	0	0	0	—	—	—	—	—	—	—	—	—	—	—	—
2007	Cincinnati	4	3	7	0	0-0	0	0	0	—	—	—	—	—	—	—	—	—	—	—	—
2008	Cincinnati	2	1	3	0	0-0	0	0	0	—	—	—	—	—	—	—	—	—	—	—	—
NYG TOTALS		16	5	21	0	0-0	0	0	0	—	—	—	—	—	—	—	—	—	—	—	—
PHIL. TOTALS		25	0	25	0	1-0	0	0	0	—	—	—	—	—	—	—	—	—	—	—	—
CIN. TOTALS		6	4	10	0	0-0	0	0	0	—	—	—	—	—	—	—	—	—	—	—	—
CAREER		47	9	56	0	1-0	0	0	0	—	—	—	—	—	—	—	—	—	—	—	—

(continued)

— DHANI JONES' 2008 GAME-BY-GAME DEFENSIVE STATISTICS —

DATE	OPPONENT	ST	AT	TT	SKS-YDS	INT-YDS	PD	FF	FR-YDS
9-7	at Baltimore	5	3	8	0-0	0-0	1	0	0-0
9-14	TENNESSEE	4	11	15	0-0	0-0	0	0	0-0
9-21	at N.Y. Giants	10	5	15	0-0	0-0	0	0	0-0
9-28	CLEVELAND	5	10	15	0-0	0-0	0	0	0-0
10-5	at Dallas	3	4	7	0-0	0-0	0	0	0-0
10-12	at N.Y. Jets	8	5	13	0-0	0-0	1	0	0-0
10-19	PITTSBURGH	4	4	8	0-0	0-0	0	0	0-0
10-26	at Houston	1	4	5	0-0	0-0	0	0	0-0
11-2	JACKSONVILLE	3	0	3	0-0	1-13	3	0	0-0
11-9	—BYE—								
11-16	PHILADELPHIA	4	3	7	0-0	0-0	2	0	0-0
11-20	at Pittsburgh	1	3	4	0-0	0-0	1	0	0-0
11-30	BALTIMORE	7	6	13	0-0	0-0	0	1	0-0
12-7	at Indianapolis	5	4	9	0-0	0-0	0	0	0-0
12-14	WASHINGTON	5	12	17	0-0	0-0	0	0	0-0
12-21	at Cleveland	6	9	15	0-0	0-0	1	0	0-0
12-28	KANSAS CITY	7	4	11	0-0	0-0	0	1	1-0
TOTALS		78	87	165	0-0	1-13	9	2	1-0

— POSTSEASON —

			Defense						Interceptions					Scoring					
YEAR	TEAM	G-S	ST	AT	TT	SKS-YDS	PD	FF	FR-YDS	NO	YDS	AVG	LG	TD	TD	IntRt	FRRt	S	PTS
2000	N.Y. Giants	0-0	DID NOT PLAY*						DID NOT PLAY*					DID NOT PLAY*					
2002	N.Y. Giants	1-0	4	1	5	0-0	0	0	0-0	—	—	—	—	—	—	—	—	—	—
2004	Philadelphia	3-2	4	1	5	0-0	2	0	0-0	—	—	—	—	—	—	—	—	—	—
2006	Philadelphia	2-1	7	3	10	0-0	0	0	0-0	—	—	—	—	—	—	—	—	—	—
NYG TOTALS		1-0	4	1	5	0-0	0	0	0-0	—	—	—	—	—	—	—	—	—	—
PHIL. TOTALS		5-3	11	4	15	0-0	2	0	0-0	—	—	—	—	—	—	—	—	—	—
CAREER		6-3	15	5	20	0-0	2	0	0-0	—	—	—	—	—	—	—	—	—	—

		Special Teams								Kickoff Returns							Punt Returns					
YEAR	TEAM	ST	AT	TT	FF	FR-YDS	BP	BFG	BXP	NO	YDS	AVG	FC	LG	TD	NO	YDS	AVG	FC	LG	TD	
2006	Philadelphia	1	0	1	0	0-0	0	0	0	—	—	—	—	—	—	—	—	—	—	—	—	
CAREER		1	0	1	0	0-0	0	0	0													

*NOTE: Jones was on the Reserve/Injured list for 16 regular-season games and three postseason games with the N.Y. Giants in 2000.



Ht: 5-11

Wt: 193

4th year in NFL

College: South Carolina

2008 Games-Starts: 8-7

Career Games-Starts: 39-30

Acquired: D1'06

(24th overall)

Born: 4-16-84

Cincinnati's top draft pick in 2006, Joseph has been productive on the field but needs a fully healthy season to achieve a breakout year ... Limited by injuries to eight games last season, and though he played 15 in 2007, he was slowed in season's first half while rehabbing a minicamp foot injury ... Despite missed time last year, he finished second on team in passes defended (14) ... Also had 65-yard fumble return for TD, one INT and a forced fumble ... Logged 42 tackles ... Key pass break-up helped seal win vs. Jacksonville.

2008 PARTICIPATION: Played in eight games (Games 1-2 and 5-10), with seven starts ... Suffered

ankle injury in Game 2, Sept. 14 vs. Tennessee, and was inactive for Games 3-4 ... Suffered a foot injury in Game 10, Nov. 16 vs. Philadelphia, and after being active-DNP on Nov. 20 at Pittsburgh, he was placed on Reserve/Injured list on Nov. 21.

2008 HIGHLIGHTS: On Sept. 7 at Baltimore, his 65-yard return of a Ray Rice fumble produced Bengals' only TD, and he also led team in passes defended (three) ... On Oct. 12 at N.Y. Jets, his team-leading three passes defended included one that led to a Corey Lynch INT ... In 21-19 win Nov. 2 vs. Jacksonville, prevented Jaguars from tying score at 21 when he teamed with S Marvin

White to break up two-point conversion pass late in fourth quarter ... Also vs. Jacksonville, tied for team lead in tackles (season-best 12), led in solo tackles (10) and tied for lead in passes defended (three) ... On Nov. 16 vs. Philadelphia, tied for team lead in tackles with eight and also had his first INT of the year, ending Philadelphia's final scoring threat of the first half when he picked off Donovan McNabb pass at Bengals' 12 and returned 22 yards to the 34 ... Tied for team lead with three passes defended vs. Eagles.

PREVIOUS SEASONS: 2006—Drafted by Bengals in first round (24th overall) ... Led team in passes defended (19) and ranked sixth in tackles (67) ... Opened year in No. 3 CB role, but finished with nine starts, including the last seven games as he supplanted veteran Deltha O'Neal ... Had one fumble recovery, and on Nov. 19 at New Orleans, had Bengals' first blocked PAT since 1991 ... Selected to Peter King's *Sports Illustrated* Mid-Season All-Rookie Team ... Started at LCB in his pro debut, subbing for injured Deltha O'Neal on Sept. 10 at Kansas City, and had five tackles ... On Nov. 30 vs. Baltimore, tied team's season high with four PDs. **2007**—Played 15 games with 14 starts, but did not hit full speed until November, when he gained full recovery from a spring minicamp foot injury ... Tied for team lead

in passes defended (16) ... Ranked second on team with four INTs, including one for a TD ... On Oct. 21 vs. N.Y. Jets, went 42 yards for a TD with his first pro INT (off Chad Pennington), and the late fourth-quarter score provided eventual winning points in 38-31 decision ... Logged an INT in consecutive games, against QB Vince Young on Nov. 25 vs. Tennessee and against Ben Roethlisberger on Dec. 2 at Pittsburgh ... In win Dec. 23 vs. Cleveland, helped Bengals derail Browns' playoff bid when he picked off a Derek Anderson pass at the Cincinnati five in fourth quarter, with 23-yard return to the 28.

COLLEGE: Played two seasons (2004-05) at South Carolina after playing in 2003 at Coffeyville (Kan.) Community College ... Entered NFL Draft after his junior season at South Carolina ... Played only 14 games at South Carolina, due to broken foot that limited him to two games in '04, but still was able to establish himself among the elite CBs in Southeastern Conference ... Played in 12 games with 11 starts in '05, when he had four INTs (one for TD).

PERSONAL: Hometown is Rock Hill, S.C. ... Attended Northwestern High School, where he was all-state in football and all-region in track ... Criminal justice major at South Carolina ... Has a son, Jay'vion.

JOHNATHAN JOSEPH'S STATISTICS

YEAR	TEAM	G-S	Defense							Interceptions					Scoring				
			ST	AT	TT	SKS-YDS	PD	FF	FR-YDS	NO	YDS	AVG	LG	TD	TD	IntRt	FRrt	S	PTS
2006	Cincinnati	16-9	51	16	67	0-0	19	0	1-0	0	0	—	—	0	—	—	—	—	—
2007	Cincinnati	15-14	44	25	69	0-0	16	0	0-0	4	76	19.0	42t	1	1	1	0	0	6
2008	Cincinnati	8-7	31	11	42	0-0	14	1	1-65	1	22	22.0	22	0	1	0	1	0	6
CAREER		39-30	126	52	178	0-0	49	1	2-65	5	98	19.6	42t	1	2	1	1	0	12

		Special Teams							Kickoff Returns						Punt Returns					
YEAR	TEAM	ST	AT	TT	FF	FR-		BXP	NO	YDS	AVG	FC	LG	TD	NO	YDS	AVG	FC	LG	TD
						YDS	BP													
2006	Cincinnati	0	0	0	0	0-0	0	0	1	—	—	—	—	—	—	—	—	—	—	—
2007	Cincinnati	4	0	4	0	0-0	0	0	0	—	—	—	—	—	—	—	—	—	—	—
CAREER		4	0	4	0	0-0	0	0	1	—	—	—	—	—	—	—	—	—	—	—

JOSEPH'S 2008 GAME-BY-GAME DEFENSIVE STATISTICS

DATE	OPPONENT	ST	AT	TT	SKS-YDS	INT-YDS	PD	FF	FR-YDS
9-7	at Baltimore	5	3	8	0-0	0-0	3	0	1-65
9-14	TENNESSEE	2	1	3	0-0	0-0	1	0	0-0
9-21	at N.Y. Giants				INACTIVE				
9-28	CLEVELAND				INACTIVE				
10-5	at Dallas	0	0	0	0-0	0-0	0	0	0-0
10-12	at N.Y. Jets	3	0	3	0-0	0-0	3	0	0-0
10-19	PITTSBURGH	3	1	4	0-0	0-0	1	1	0-0
10-26	at Houston	3	1	4	0-0	0-0	0	0	0-0
11-2	JACKSONVILLE	10	2	12	0-0	0-0	3	0	0-0
11-9	—BYE—								
11-16	PHILADELPHIA	5	3	8	0-0	1-22	3	0	0-0
11-20	at Pittsburgh				DID NOT PLAY				
11-30	BALTIMORE				RESERVE / INJURED				
12-7	at Indianapolis				RESERVE / INJURED				
12-14	WASHINGTON				RESERVE / INJURED				
12-21	at Cleveland				RESERVE / INJURED				
12-28	KANSAS CITY				RESERVE / INJURED				
TOTALS		31	11	42	0-0	1-22	14	1	1-65



Ht: 6-4
Wt: 256
11th year in NFL

College: Mississippi State
2008 Games-Starts: 16-15
Career Games-Starts: 152-133

Acquired: UFA(Atl.)'03
Born: 2-22-77

Standout veteran is in his 11th NFL season, and his sixth with Bengals ... Consistent force as a run blocker, he also finished third on team in receptions (31) last season and fourth in receiving yards (207) ... His 31 receptions were his Bengals high for a season and tied his career high ... Helped lead offense to 167.0-yard rushing average over final three games ... Twice in the past four seasons, he has helped offense establish club record for fewest sacks allowed ... Former Bengals winner of Ed Block Courage Award (2007).

2008 PARTICIPATION: Played in every game, with 15 starts ... Leads current Bengals roster in most NFL games played (152) and most NFL starts (133) ... Has missed only two games in the last five seasons.

2008 HIGHLIGHTS: Caught four passes for 22 yards on Sept. 21 at N.Y. Giants, including 12-yarder that converted a third down on drive for FG that sent game into overtime ... On Oct. 5 at Dallas, made a key block on Glenn Holt's 60-yard KOR ... Played big blocking role Nov. 2 vs. Jacksonville as Bengals gained 159 rushing yards (5.5 avg.) ... On Nov. 20 at Pittsburgh, had three catches for a season-high 41 yards, highlighted by a personal season-long 31-yarder ... On Dec. 21 at Cleveland, his blocking aided 191-yard rushing output ... Supported season-high 204-yard rushing effort on Dec. 28 vs. Kansas City.

PREVIOUS SEASONS: **1999**—Drafted by Atlanta in second round (42nd overall) ... Played in every game, with two starts, and averaged 18.3 yards per catch (eight-for-146) ... Made first NFL catch Oct. 10 at New Orleans, a 16-yarder from Tony Graziani ... Had three catches for 70 yards Oct. 17 vs. St. Louis, including a career-long 50-yarder. **2000**—Started every game for Falcons and had career-best numbers as a receiver, 31-for-340 with two TDs ... Had career-high 83 yards (on four catches) Sept. 24 vs. St. Louis, including a 37-yarder for his first pro TD. **2001**—Played 14 games for Atlanta with 13 starts, missing two games with injuries ... Totaled 16 receptions for 142 yards. **2002**—Started every regular-season game as Atlanta secured an NFC playoff berth while ranking fourth in NFL in rushing yards (148.0 per game) ... Started in Wild Card playoff win Jan. 4 at Green Bay, and came off bench in Divisional playoff

loss Jan. 11 at Philadelphia ... On Oct. 20 vs. Carolina, helped team amass 260 rushing yards (most since 1972) and four rushing TDs (most since '73). **2003**—Signed with Bengals as unrestricted free agent on March 13 ... Played in 12 games, with 11 starts ... Inactive in Games 8-11 due to left foot injury ... Had one-yard TD catch in third quarter Sept. 28 at Cleveland, breaking 14-14 tie with the final scoring play in 21-14 win that was Marvin Lewis' first NFL head coaching victory. **2004**—Played every Bengals game, with 15 starts ... Cited by coaches for his blocking Nov. 28 vs. Cleveland as Rudi Johnson's 202-yard rushing day sparked a 253-yard team rushing effort, most since 2000 ... Had season highs of four catches and 25 yards in comeback win Dec. 5 at Baltimore. **2005**—Helped Bengals capture AFC North title, and his one TD catch came in crucial win Dec. 4 at Pittsburgh ... His blocking aided pass protection that yielded what was then a team record-low of 21 sacks ... Supported a second straight club-record rushing season by Rudi Johnson (1454 yards in 2004 and 1458 in '05). **2006**—Started every game, with 21 catches and one TD, and his 254 yards were his most as a Bengal ... On Nov. 19 at New Orleans, recovered onside kick late in fourth quarter to help preserve Cincinnati win ... For the third straight season, his blocking helped HB Rudi Johnson top 1300-yard mark in rushing, and Johnson's 4221 yards over 2004-06 are the most of any Bengals rusher in a three-year span ... In win Oct. 22 vs. Carolina, his 16-yard TD catch tied score 7-7 in second quarter. **2007**—Re-signed with Bengals on March 8, after gaining unrestricted free agent status ... Started 15 games and contributed to franchise-best figure of only 17 sacks allowed ... Had 20 catches for 211 yards ... Voted by teammates and trainers as Bengals winner of Ed Block Courage Award, which honors NFL players who demonstrate commitment to the values of sportsmanship and courage ... On Nov. 4 at Buffalo, had a key block on Glenn Holt's 100-yard kickoff return for a TD ... On Dec. 23 vs. Cleveland, when Bengals derailed Browns' playoff hopes, had a 24-yard catch to one-yard line in second quarter, setting up TD for a 19-0 lead.

COLLEGE: Earned all-SEC first-team honors as a Mississippi State senior, and made the SEC Academic Honor Roll for three straight years ... Finished second on team as a senior in knockdown blocks (54), and had 12

catches for 140 yards ... Played 44 career games, with 22 starts, and had 29 career catches for 474 yards.

PERSONAL: Hometown is Aberdeen, Miss., where he runs a youth football camp during the offseason ... Played TE and DE at Aberdeen High School and was a

first-team all-state selection as a senior ... Played QB as a junior in high school ... Holds degree from Mississippi State in industrial technology ... Married (wife Sheila), with two children, Kyla and Kavan ... Hobbies include fishing and basketball ... Member of Alpha Phi Alpha fraternity ... Full name is Reginald Kuta Kelly.

REGGIE KELLY'S STATISTICS

YEAR	TEAM	G-S	Receiving					Rushing					Scoring					
			NO	YDS	AVG	LG	TD	ATT	YDS	AVG	LG	TD	TD	TD-R	TD-P	TD-RI	2-PIC	PTS
1999	Atlanta	16-2	8	146	18.3	50	0	—	—	—	—	—	0	0	0	0	0	0
2000	Atlanta	16-16	31	340	11.0	37t	2	—	—	—	—	—	2	0	2	0	0	12
2001	Atlanta	14-13	16	142	8.9	25	0	—	—	—	—	—	0	0	0	0	0	0
2002	Atlanta	16-16	14	162	11.6	33	0	—	—	—	—	—	0	0	0	0	0	0
2003	Cincinnati	12-11	13	81	6.2	13	1	—	—	—	—	—	1	0	1	0	0	6
2004	Cincinnati	16-15	15	85	5.7	14	0	—	—	—	—	—	0	0	0	0	0	0
2005	Cincinnati	15-14	15	90	6.0	16	1	—	—	—	—	—	1	0	1	0	0	6
2006	Cincinnati	16-16	21	254	12.1	32	1	—	—	—	—	—	1	0	1	0	0	6
2007	Cincinnati	15-15	20	211	10.6	26	0	—	—	—	—	—	0	0	0	0	0	0
2008	Cincinnati	16-15	31	207	6.7	31	0	—	—	—	—	—	0	0	0	0	0	0
ATL. TOTALS			62-47	69	790	11.4	50	2	—	—	—	—	2	0	2	0	0	12
CIN. TOTALS			90-86	115	928	8.1	32	3	—	—	—	—	3	0	3	0	0	18
CAREER			152-133	184	1718	9.3	50	5	—	—	—	—	5	0	5	0	0	30

ADDITIONAL STATISTICS: 1 kickoff return for 14 yards in 2004; 2 kickoff returns for 8 yards (4.0 avg.) with a long return of 8 yards in 2006; 3 kickoff returns for 38 yards (12.7 avg.) with a long return of 15 yards and 1 fair catch in 2007.

KELLY'S SINGLE-GAME HIGHS

RECEIVING — Receptions: 4 (7 times); most recently at Hou. 10-26-08 (for Cin.); **Yards:** 83 vs. StL. 9-24-00 (for Atl.); **Long:** 50 vs. StL. 10-17-99 (for Atl.); **Touchdowns:** 1 (5 times); most recently vs. Car. 10-22-06 (for Cin.).

KELLY'S 2008 GAME-BY-GAME STATISTICS

DATE	OPPONENT	Receiving					Rushing				
		NO	YDS	AVG	LG	TD	ATT	YDS	AVG	LG	TD
9-7	at Baltimore	1	15	15.0	15	0	—	—	—	—	—
9-14	TENNESSEE	3	14	4.7	11	0	—	—	—	—	—
9-21	at N.Y. Giants	4	22	5.5	12	0	—	—	—	—	—
9-28	CLEVELAND	3	21	7.0	8	0	—	—	—	—	—
10-5	at Dallas	1	1	1.0	1	0	—	—	—	—	—
10-12	at N.Y. Jets	0	0	—	—	0	—	—	—	—	—
10-19	PITTSBURGH	0	0	—	—	0	—	—	—	—	—
10-26	at Houston	4	34	8.5	13	0	—	—	—	—	—
11-2	JACKSONVILLE	2	8	4.0	5	0	—	—	—	—	—
11-9	—BYE—	—	—	—	—	—	—	—	—	—	—
11-16	PHILADELPHIA	3	24	8.0	14	0	—	—	—	—	—
11-20	at Pittsburgh	3	41	13.7	31	0	—	—	—	—	—
11-30	BALTIMORE	1	8	8.0	8	0	—	—	—	—	—
12-7	at Indianapolis	3	7	2.3	5	0	—	—	—	—	—
12-14	WASHINGTON	1	3	3.0	3	0	—	—	—	—	—
12-21	at Cleveland	0	0	—	—	0	—	—	—	—	—
12-28	KANSAS CITY	2	9	4.5	5	0	—	—	—	—	—
TOTALS		31	207	6.7	31	0	—	—	—	—	—

POSTSEASON

YEAR	TEAM	G-S	Receiving					Rushing					Scoring					
			NO	YDS	AVG	LG	TD	ATT	YDS	AVG	LG	TD	TD	TD-R	TD-P	TD-RT	2-PIC	PTS
2002	Atlanta	2-1	4	33	8.3	15	0	—	—	—	—	—	—	—	—	—	—	—
2005	Cincinnati	1-1	1	4	4.0	4	0	—	—	—	—	—	—	—	—	—	—	—
ATL. TOTALS		2-1	4	33	8.3	15	0	—	—	—	—	—	—	—	—	—	—	—
CIN. TOTALS		1-1	1	4	4.0	4	0	—	—	—	—	—	—	—	—	—	—	—
CAREER		3-2	5	37	7.4	15	0	—	—	—	—	—	—	—	—	—	—	—



SCOTT KOOISTRA

Guard

75

Ht: 6-6

Wt: 335

7th year in NFL

College: North Carolina State

2008 Games-Starts: 10-0

Career Games-Starts: 80-1

Acquired: D7a'03

(215th overall)

Born: 10-14-80

Seventh-year pro looks for a full year of action in 2009 after missing the last six games of '08 with a knee injury ... Suffered the injury in Game 10, Nov. 16 vs. Philadelphia ... Inactive for Game 11, and was placed on Reserve/Injured list Nov. 28 ... Missed only two games over the previous four seasons, and has increased his role on offense as a key backup at both G and OT ... Saw significant action on offense in '07 as Bengals set franchise record for fewest sacks allowed (17).

2008 HIGHLIGHTS: Saw action in short-yardage offense on Sept. 7 at Baltimore ... Finished game at LG in victory Nov. 2 vs. Jacksonville, replacing ejected Andrew Whitworth at LG late in third quarter ... On Nov. 16 vs. Philadelphia, saw his most playing time of season, coming in at LG in first quarter as Andrew Whitworth shifted to LOT to replace the injured Levi Jones ... Suffered knee injury on Bengals' last scrimmage play of the overtime period vs. Eagles.

PREVIOUS SEASONS: 2003—Drafted by Bengals in seventh round (215th overall) ... Played in eight games ... Made NFL debut Sept. 7 vs. Denver ... Saw action on offense in three games, as an extra blocking TE. **2004**—Saw action in all 16 games on special teams while playing periodically on offense ... Played LOT in place of Levi Jones on downs when Jones was moved to blocking TE ... On special teams Dec. 12 at New England, had a key block on Kyle Larson's 11-yard TD run on a fake FG. **2005**—Played in Games 2-16 and in Wild Card playoff ... Saw action at LG during fourth-quarter TD drive that iced win Nov. 6 at Baltimore ... Made first pro start in season finale on 1-1-06 at Kansas City, subbing for Eric Steinbach at LG while Steinbach filled in at LOT for injured Levi Jones. **2006**—Played in Games 2-16, mostly on special teams ... Saw action on offense Nov. 26 vs. Cleveland, used as extra TE, and as replacement at ROT

when Willie Anderson was rested in fourth quarter ... Also played ROT in relief of Anderson on Dec. 10 vs. Oakland. **2007**—The team's 17 sacks allowed broke season record of 21 set in 2005 ... Bengals ranked second in NFL in fewest sacks allowed, behind only New Orleans (16) ... Kooistra saw significant action spelling injured Willie Anderson at ROT in Games 1-4 ... Aided offensive output of 531 yards on Sept. 16 at Cleveland ... Played LG on Oct. 14 at Kansas City after Andrew Whitworth moved from LG to LT ... Split time with G Bobbie Williams at RG in win Dec. 30 at Miami.

COLLEGE: Started every game at OT as a junior and a senior at N.C. State ... As a senior in 2002, was starting ROT for team that posted 11-3 record, capped by 28-6 conquest of Notre Dame in Gator Bowl ... Credited with 73 knockdown blocks for offense that averaged 391.8 yards per game.

PERSONAL: Hometown is Cary, N.C. ... Attended Cary High School, where he started as a lineman on both sides of the ball ... History major at N.C. State ... Hobbies include movies, water sports, working out and listening to music ... Last name is pronounced "KOO-struh."

SCOTT KOOISTRA'S STATISTICS

YEAR	TEAM	GAMES	STARTS
2003	Cincinnati	8	0
2004	Cincinnati	16	0
2005	Cincinnati	15	1
2006	Cincinnati	15	0
2007	Cincinnati	16	0
2008	Cincinnati	10	0
CAREER		80	1

POSTSEASON

YEAR	TEAM	GAMES	STARTS
2005	Cincinnati	1	0
CAREER		1	0

BENGALS' TOP 10 RUSHING GAMES

Yds.	Player	Date/Opponent
278	Corey Dillon	Oct. 22, 2000 vs. Denver
246	Corey Dillon	Dec. 4, 1997 vs. Tennessee
216	Corey Dillon	Dec. 3, 2000 vs. Arizona
202	Rudi Johnson	Nov. 28, 2004 vs. Cleveland
201	James Brooks	Dec. 23, 1990 vs. Houston

Yds.	Player	Date/Opponent
192	Corey Dillon	Dec. 12, 1999 vs. Cleveland
190	Harold Green	Dec. 20, 1992 vs. New England
184	Corey Dillon	Oct. 28, 2001 at Detroit
182	Rudi Johnson	Nov. 9, 2003 vs. Houston
174	Rudi Johnson	Dec. 14, 2003 vs. San Francisco



BRIAN LEONARD

Halfback

40

Ht: 6-1

Wt: 230

3rd year in NFL

College: Rutgers

2008 Games-Starts: 2-0

Career Games-Starts: 18-7

Acquired: T(SL.)'09

Born: 2-3-84

A second-round St. Louis selection in the 2007 draft, Leonard was obtained by Bengals in a trade with the Rams for DT Orien Harris on 5-7-09 ... Limited to two games with Rams last season, missing most of year with a shoulder injury, but played every game with seven starts as a rookie in '07 ... Posted 486 yards from scrimmage in '07, including a 100-yard rushing game.

RARE MOVE: Leonard is the first Bengal obtained in a straight player-for-player trade in almost 20 years. The last such Bengals transaction was Sept. 1, 1990, when Cincinnati swapped DE Jim Skow to Tampa Bay for CB Rod Jones.

2008 RECAP: Missed Rams' last two preseason games, and inactive for Games 1-3 of regular season, due to shoulder injury suffered Aug. 16 vs. San Diego ... Played in Games 4-5, but suffered reaggravation of shoulder injury in Game 5, Oct. 12 at Washington ... Placed on Reserve/Injured list on Oct. 13.

2007: Drafted by St. Louis in second round (52nd overall) ... Saw action at HB, FB and on special teams while playing every game, with seven starts ... Started at HB in Games 4-7 as replacement for injured veteran Steven Jackson ... Rushed for 303 yards on the season on 86 carries (3.5 avg.) and was 30-for-183 receiving (6.1) ... Three receptions for 12 yards in NFL debut Sept. 9 vs. Carolina ... Made first start Sept. 30 at Dallas and rushed

16-for-58 ... Rushed 18-for-102 in starting role Oct. 7 vs. Arizona, with career-long 31-yard rush.

DRADDY TROPHY: As a Rutgers senior in 2006, Leonard was the winner of the Draddy Trophy, awarded by the National Football Foundation to the college player with the best combination of academics, community service and on-field performance. Past winners have included NFL standout QBs Peyton Manning (1997) and Chad Pennington (1999). Past Bengals connections to the award include Ohio State QB Craig Krenzel (2003), who was with the Bengals in 2005, and Tennessee OT Michael Muñoz (2004), the son of Bengals Hall of Fame OT Anthony Muñoz.

MORE FROM COLLEGE: Left Rutgers with school records for receptions (207), TDs (45) and rushing attempts (678) and ranked fifth in rushing yards (2775) ... Played four seasons (2003-06), seeing action in 47 games with 45 starts, and set a Big East record for most games played with at least one catch in every contest (47) ... Led Big East in all-purpose yards as a sophomore in 2004, averaging 125.0 per game.

PERSONAL: Hometown is Gouverneur, N.Y. ... Attended Gouverneur High School, where he set New York state career scoring record with 696 points, including 107 TDs, while rushing for 5854 yards ... Holds degree from Rutgers in labor studies.

BRIAN LEONARD'S STATISTICS

			Rushing					Receiving					Scoring					
YEAR	TEAM	G-S	ATT	YDS	AVG	LG	TD	NO	YDS	AVG	LG	TD	TD	TD-R	TD-P	TD-RT	2-Ptc	PTS
2007	St. Louis	16-7	86	303	3.5	31	0	30	183	6.1	16	0	—	—	—	—	—	—
2008	St. Louis	2-0	2	7	3.5	5	0	0	0	—	—	0	—	—	—	—	—	—
CAREER		18-7	88	310	3.5	31	0	30	183	6.1	16	0	—	—	—	—	—	—

LEONARD'S SINGLE-GAME HIGHS

RUSHING — Attempts: 18 vs. Ariz. 10-7-07 (for SIL.); **Yards:** 102 vs. Ariz. 10-7-07 (for SIL.); **Long:** 31 vs. Ariz. 10-7-07 (for SIL.)

RECEIVING — Receptions: 5 vs. Ariz. 10-7-07 (for SIL.); **Yards:** 33 vs. Ariz. 10-7-07 (for SIL.); **Long:** 16 vs. S.F. 9-16-07 (for SIL.)..

TWO-POINTERS ARE TOUGH

The 2008 season saw five two-point conversion attempts in Bengals games, and all five were turned away. The Bengals were zero-for-two and their opponents were zero-for-three.

Since 1994, when the two-point conversion was added to the NFL rulebook, the Bengals are 13-for-36 (36.1 percent), and opponents are 16-for-37 (43.2 percent).



NATE LIVINGS

Guard

Ht: 6-5
Wt: 330
2nd year in NFL

College: Louisiana State
2008 Games-Starts: 6-6
Career Games-Starts: 6-6

Acquired: CFA'06
Born: 3-16-82

62

Livings saw his first NFL regular-season action in '08, and did so as starting LG in the final six games as an injury replacement ... Helped club average 167.0 rushing yards over final three games, including totals of 171 and 111 yards for HB Cedric Benson in final two contests ... A Bengals college free agent signee in 2006, he spent most of '06 and '07 on Cincinnati's practice squad.

2008 RECAP: Played in all four Bengals preseason games ... Waived Aug. 30, and signed Aug. 31 to Bengals practice squad ... On practice squad for Games 1-10 ... Signed Nov. 17 to Bengals active roster, and started Games 11-16 ... Made NFL debut Nov. 20 at Pittsburgh ... In win Dec. 14 vs. Washington, helped line lead the way for 310 net yards offense ... On Dec. 21 at Cleveland, aided rushing effort of 191 yards and contributed to first no-sack pass protection effort of the year ... Contributed to season-best 204 rushing yards in Dec. 28 win vs. Kansas City.

PREVIOUS SEASONS: 2006—Signed with Bengals May 5 as college free agent ... Played in all four preseason games ... Waived Sept. 2, and signed to Bengals practice squad Sept. 4 ... On practice squad for Games 1-16. **2007**—Played in all four preseason games ... Waived Sept. 1, and signed Sept. 2 to Cincinnati practice squad, where he remained through Game 15 ... Signed to Bengals 53-player roster on Dec. 26, and was

on inactive list on Dec. 30 at Miami.

COLLEGE: Four-year LSU letterman (2002-05) started 34 games and aided capture of 2003 BCS national title ... Started all 13 games as a senior (12 at LG and one at LOT), and was credited with 109 knockdown blocks and 14 "pins" ... Flagged for only one penalty as a senior ... As a junior, started eight games at ROT and three games at RG ... Made 10 starts at LG in 2003, helping LSU claim BCS national title.

PERSONAL: Hometown is Lake Charles, La. ... Attended Washington-Marion High School, where as a senior in 1999, he was a member of *New Orleans Times-Picayune* Top 16 Blue Chip List ... Pursued independent studies in 2000 and '01, and enrolled in 2002 at LSU, where he was a general studies major.

NATE LIVINGS' STATISTICS

YEAR	TEAM	GAMES	STARTS
2006	Cincinnati	DID NOT PLAY*
2007	Cincinnati	DID NOT PLAY*
2008	Cincinnati6	6
CAREER		6	6

NOTE: In 2006, Livings was on the practice squad for 16 games with Cincinnati. In 2007, he was on the practice for 15 games and was inactive for one game with Cincinnati.



COREY LYNCH

Safety

Ht: 6-0
Wt: 206
2nd year in NFL

College: Appalachian State
2008 Games-Starts: 7-0
Career Games-Starts: 7-0

Acquired: D6a'08
(177th overall)
Born: 5-7-85

47

A sixth-round Bengals draft selection in '08, Lynch played in Games 2-8 but missed season's second half due to knee injury ... Swiped a Brett Favre pass for his first pro INT ... Earned national headlines in college as a key player in Appalachian State's landmark 2007 win at Michigan.

2008 RECAP: Drafted by Bengals in sixth round (177th overall) ... Signed July 27 ... Played in all four

preseason games, with seven tackles, one INT, one fumble recovery and tied-for-team-leading five passes defended ... Game-day inactive for regular-season opener, but played in the next seven games ... Logged one defensive tackle and two special teams tackles Sept. 21 at N.Y. Giants ... Two tackles on defense Sept. 28 vs. Cleveland, plus one tackle on special teams ... Claimed his first NFL interception on Oct. 12 at N.Y. Jets, grabbing deflected Brett Favre pass at Bengals' two and returning

it six yards ... Had one special teams tackle Oct. 26 at Houston, but suffered knee injury and was placed on Reserve/Injured list on Oct. 27, ending his season.

COLLEGE: Played five seasons (2003-07) at Appalachian State, including a redshirt '04 season when an injury limited him to two games ... Established himself as a virtually unparalleled playmaker during his last three seasons, as he led Mountaineers to three straight national titles in NCAA Division I-AA/FCS ranks ... Became nationally known from ASU's 2007 win at Michigan, when he blocked a field goal attempt to seal a 34-32 decision in what many have called the greatest upset in NCAA football history ...


His 24 INTs established a Southern Conference record, and his 52 passes defense established an FCS mark ... Became ASU's first three-time All-American since LB Dexter Coakley, who went on to play 10 seasons in NFL.

PERSONAL: Hometown is Cape Coral, Fla. ... Played DB and RB under his father (head coach Brian Lynch) at Evangelical Christian High School in Fort Myers, Fla., and was twice named to Class A all-state teams ... Was a National Honor Society member in high school, and majored in applied physics at Appalachian State ... Married to the former Sissy Graham, granddaughter of evangelist Billy Graham.

COREY LYNCH'S STATISTICS

YEAR	TEAM	G-S	Defense							Interceptions					Scoring				
			ST	AT	TT	YDS	PD	FF	FR-YDS	NO	YDS	AVG	LG	TD	TD	IntRt	FRRt	S	PTS
2008	Cincinnati	7-0	3	0	3	0-0	1	0	0-0	1	6	6.0	6	0	—	—	—	—	—
CAREER		7-0	3	0	3	0-0	1	0	0-0	1	6	6.0	6	0	—	—	—	—	—

YEAR	TEAM	Special Teams								Kickoff Returns					Punt Returns				
		ST	AT	TT	FF	YDS	BP	BFG	BXP	NO	YDS	AVG	FC	LG	TD	NO	YDS	AVG	FC
2008	Cincinnati	3	2	5	0	0-0	0	0	0	—	—	—	—	—	—	—	—	—	—
CAREER		3	2	5	0	0-0	0	0	0	—	—	—	—	—	—	—	—	—	—



Ht: 6-5
Wt: 295
5th year in NFL

College: Alabama
2008 Games-Starts: 8-0
Career Games-Starts: 33-15

Acquired: FA'08
Born: 11-1-81

Fifth-year pro with 33 career games played, Mathis is in his first full Bengals season ... Was on Cincinnati roster for final five games last season and saw action in one contest ... Played in seven games for Miami in '08 prior to signing with Cincinnati ... Entered NFL as a third-round draft choice of Carolina in 2005, and played in 25 games with 15 starts for the Panthers over 2005-07.

2008 RECAP: Opened training camp with Carolina ... Waived on Aug. 30, and signed Sept. 9 with Miami ... Played for Dolphins in Games 2-8, and waived by Miami on Nov. 7 ... Signed by Cincinnati on Nov. 24 ... Made Bengals debut Dec. 7 at Indianapolis ... Game-day inactive for Games 12 and 14-16.

PREVIOUS SEASONS: 2005—Drafted by Carolina in third round (79th overall) ... Played on special teams in Games 1-9 for Panthers club that went 11-5 in regular season and advanced to NFC Championship Game ... Game-day inactive for Games 10-16, and inactive for all three Panthers postseason games. **2006**—Started 15 games for Carolina at RG, contributing to offensive line

that helped Panthers rank 10th in NFL in fewest sacks allowed per pass play ... Aided four 100-yard rushing games by Panthers backs ... Helped offense churn out team-record 242 rushing yards on Nov. 19 vs. St. Louis ... Contributor to offense's 41:47 possession time on Dec. 24 at Atlanta, as Panthers rushed a team-record 52 times (for 183 yards). **2007**—On Carolina's roster for the full season, but played in only one game, seeing action on special teams on Dec. 30 at Tampa Bay.

COLLEGE: Played four seasons (2001-04) at Alabama, starting 38 games over his final three seasons ... Played G as a senior and earned first-team All-SEC honors from *Associated Press* after aiding league's second-ranked rushing offense ... Played 13 games at ROT as a junior, battling through pain from stress fractures in both legs ... Contributed as a junior to ball-control offense that ran a school-record 413 plays.

PERSONAL: Hometown is Homewood, Ala. ... Attended Homewood High School ... Marketing major at Alabama ... Enjoys offseason travel.

(continued)

EVAN MATHIS' STATISTICS

YEAR	TEAM	GAMES	STARTS
2005	Carolina.....	9	0
2006	Carolina.....	15	15
2007	Carolina.....	1	0
2008	Miami.....	7	0
	Cincinnati.....	1	0
CAR. TOTALS		25	15
MIA. TOTALS		7	0
CIN. TOTALS		1	0
CAREER		33	15

POSTSEASON

YEAR	TEAM	GAMES	STARTS
2005	Carolina.....	DID NOT PLAY*	
CAREER		0	0

*NOTE: Mathis was inactive for three postseason games with Carolina in 2005.



JIM MAXWELL

Linebacker

51

Ht: 6-4

Wt: 240

5th year in NFL*

College: Gardner-Webb

2008 Games-Starts: 2-0

Career Games-Starts: 38-1

Acquired: FA'08

Born: 8-8-81

Maxwell is in his third season with Bengals ... Was with Cincinnati in 2008 preseason, and played in Games 15-16 after re-signing with Cincinnati in December ... Led club in special teams tackles in season finale ... Has played 38 career NFL games, with prior stints for N.Y. Giants, San Francisco and Miami ... Entered NFL in 2004 as college free agent with the Giants.

2008 RECAP: Played in all four Bengals preseason games and had six tackles, a forced fumble, a pass defended, and a team-high four special teams tackles ... Released Aug. 30 ... Re-signed with Bengals Dec. 17 ... No stats Dec. 21 at Cleveland, but led special teams with four tackles Dec. 28 vs. Kansas City.

PREVIOUS SEASONS: 2004—Signed May 7 with N.Y. Giants as college free agent ... Opened regular season on practice squad, but signed to 53-player roster on Sept. 15 and played in 14 games ... Had seven tackles on defense, including a sack, and ranked sixth on special teams with 11 tackles ... His sack was an eight-yard drop of Kyle Boller on Dec. 12 at Baltimore. **2005**—Opened preseason with Giants ... Played in all four preseason games, and was waived Sept. 3 ... Signed as free agent Oct. 17 with San Francisco ... Played in 49ers' final 11 games, finishing third on special teams with 14 tackles and adding seven stops on defense ... On Nov. 13 at Chicago, had four tackles on defense and recovered a Bobby Wade fumbled punt. **2006**—Opened training camp with San Francisco, seeing action in all four preseason games, and was waived Sept. 8 ... Signed Oct. 11 as free agent with Miami ... Played in eight games for Dolphins, with four special teams tackles. **2007**—Played in three Bengals

games, following late November signing as a free agent ... Opened training camp with Miami and played in all four Dolphins preseason games ... Waived/injured by Miami on Sept. 1, reverted to Miami's Reserve/Injured list on Sept. 2, and was waived from Reserve/Injured on Oct. 9 ... Signed with Bengals on Nov. 27 ... On Bengals inactive list for Games 12-13, and played in Games 14-16 ... In first Cincinnati action, Dec. 15 at San Francisco, tied for special teams lead with two tackles ... In addition to a special teams stop Dec. 23 vs. Cleveland, he forced a fumble by Browns' PR Joshua Cribbs (Browns recovered).

COLLEGE: Started 42 games in four seasons at Division I-AA Gardner-Webb ... Compiled 306 tackles, with 10 sacks and 30 tackles-for-loss ... Had 10 INTs, 11 fumble recoveries and eight forced fumbles ... First-team All-Big South selection as a senior, and was named the conference's student-athlete of the year.

PERSONAL: Hometown is Johnsonville, S.C. ... Played QB and S at Johnsonville High School, where he was named salutatorian of his graduating class ... Graduated from Gardner-Webb in three-and-a-half years with degree in business administration, and finished his master's degree following his 2004 rookie season with Giants ... Married (wife Lindsey).

*NOTE: Maxwell did not earn an accrued year of experience toward NFL free agency in 2008 because he was not on an NFL 53-player roster, a Reserve/Injured list or a Reserve/Physically Unable to Perform list for the required minimum of six games. He is designated a fifth-year player in 2009.

JIM MAXWELL'S STATISTICS

YEAR	TEAM	G-S	Defense							Interceptions					Scoring				
			ST	AT	TT	YDS	PD	FF	FR-YDS	NO	YDS	AVG	LG	TD	TD	IntRt	FRRI	S	PTS
2004	N.Y. Giants	14-0	4	3	7	1-8	0	0	0-0	—	—	—	—	—	—	—	—	—	—
2005	San Francisco	11-1	4	3	7	0-0	0	0	0-0	—	—	—	—	—	—	—	—	—	—
2006	Miami	8-0	0	0	0	0-0	0	0	0-0	—	—	—	—	—	—	—	—	—	—
2007	Miami	0-0	DID NOT PLAY*							DID NOT PLAY*					DID NOT PLAY*				
	Cincinnati	3-0	0	0	0	0-0	0	0	0-0	—	—	—	—	—	—	—	—	—	—
2008	Cincinnati	2-0	0	0	0	0-0	0	0	0-0	—	—	—	—	—	—	—	—	—	—
NYG TOTALS			14-0	4	3	7	1-8	0	0	0-0	—	—	—	—	—	—	—	—	—
S.F. TOTALS			11-1	4	3	7	0-0	0	0	0-0	—	—	—	—	—	—	—	—	—
MIA. TOTALS			8-0	0	0	0	0-0	0	0	0-0	—	—	—	—	—	—	—	—	—
CIN. TOTALS			5-0	0	0	0	0-0	0	0	0-0	—	—	—	—	—	—	—	—	—
CAREER			38-1	8	6	14	1-8	0	0	0-0	—	—	—	—	—	—	—	—	—

		Special Teams								Kickoff Returns						Punt Returns					
YEAR	TEAM	ST	AT	TT	FF	YDS	BP	BFG	BXP	NO	YDS	AVG	FC	LG	TD	NO	YDS	AVG	FC	LG	TD
2004	N.Y. Giants	7	4	11	0	0-0	0	0	0	—	—	—	—	—	—	—	—	—	—	—	—
2005	San Francisco	11	3	14	0	1-0	0	0	0	—	—	—	—	—	—	—	—	—	—	—	—
2006	Miami	2	2	4	0	0-0	0	0	0	—	—	—	—	—	—	—	—	—	—	—	—
2007	Cincinnati	2	1	3	1	0-0	0	0	0	—	—	—	—	—	—	—	—	—	—	—	—
2008	Cincinnati	3	1	4	0	0-0	0	0	0	—	—	—	—	—	—	—	—	—	—	—	—
NYG TOTALS		7	4	11	0	0-0	0	0	0	—	—	—	—	—	—	—	—	—	—	—	—
S.F. TOTALS		11	3	14	0	1-0	0	0	0	—	—	—	—	—	—	—	—	—	—	—	—
MIA. TOTALS		2	2	4	0	0-0	0	0	0	—	—	—	—	—	—	—	—	—	—	—	—
CIN. TOTALS		5	2	7	1	0-0	0	0	0	—	—	—	—	—	—	—	—	—	—	—	—
CAREER		25	11	36	1	1-0	0	0	0	—	—	—	—	—	—	—	—	—	—	—	—

*NOTE: Maxwell was on the Reserve/Injured list for five games with Miami in 2007.



Position: Safety

Ht: 6-2

Wt: 224

3rd year in NFL

College: Notre Dame

2008 Games-Starts: 11-11

Career Games-Starts: 25-13

Acquired: D7b/07

(253rd overall)

Born: 3-4-85

Entering his third Bengals season, big-hitting safety rates as a seventh-round steal from the 2007 draft ... Ranks second on club in sacks (five) over his two seasons, and has logged two fumble returns for TDs along with four INTs ... Missed five games due to injuries last year, but started the other 11 contests and tied for team lead in sacks (three) while ranking seventh in tackles (77) ... Has made crucial plays in several Cincinnati wins.

2008 PARTICIPATION: Missed entire preseason schedule and regular-season opener, due to knee injury suffered Aug. 6 in training camp ... Started in Games 2-10 ... Sideline with foot injury early in first quarter of Game 10, Nov. 16 vs. Philadelphia, and was inactive for Games 11-14 ... Returned to action for Games 15-16 as Bengals held two foes to six total points.

2008 HIGHLIGHTS: Became first member of the secondary to claim a share of team sacks lead since S Cory Hall in 2000 ... Led defensive effort Sept. 28 vs.

Cleveland, logging 11-yard sack of Derek Anderson among his seven tackles, and had a 12-yard INT among his team-high three passes defended ... Led team in tackles with 11 on Oct. 5 at Dallas ... On Oct. 12 at N.Y. Jets, returned Brett Favre fumble 15 yards for a TD on game's third scrimmage play, giving Bengals 7-0 lead ... On Nov. 2 vs. Jacksonville, recorded nine tackles, including a three-yard sack of David Garrard in fourth quarter ... On Dec. 21 at Cleveland, led secondary in tackles (nine) and sacked Ken Dorsey for 11-yard loss to close first half ... On Dec. 28 vs. Kansas City, had eight tackles, a QB hurry and a special teams tackle.

2007: Drafted by Cincinnati in seventh round (253rd overall) ... Saw action in 14 games with two starts, and made key plays in wins at Baltimore, vs. Cleveland and at Miami ... Subbed at starting SS for injured starter Dexter Jackson in the last two games ... One of four Bengals to log an entry in every column of season defensive stat sheet ... Was the only Bengal with multiple INTs in a game in 2007, nabbing two Derek Anderson passes in

(Chinedum Ndukwe, cont'd)

victory Dec. 23 vs. Cleveland ... Keyed defensive effort in win Nov. 11 at Baltimore, forcing a third-quarter Steve McNair fumble that Bengals recovered to set up a FG, and intercepting a Kyle Boller pass in the end zone in fourth quarter ... In fourth quarter Dec. 9 vs. St. Louis, his deflected pass on third down forced Rams to settle for a FG that left Bengals still leading by 16-10 ... On Dec. 30 at Miami, his 54-yard TD on a fumble recovery gave Bengals a 28-10 lead in fourth quarter.

COLLEGE: Played four seasons (2003-06) at Notre Dame, seeing action in 46 games with 25 starts ... Began his career at WR, but switched to SS as a sophomore ... Finished second on team in tackles (98) as a senior, helping Irish land a Sugar Bowl bid ... His 22 tackles as a senior vs. Air Force were most in a game by an NCAA

Division I player on the season ... Helped preserve 17-10 win over Michigan as a junior with fourth-quarter fumble recovery on goal line that stopped a Wolverine threat.

PERSONAL: Born in Charlottesville, Va., but grew up in Powell, Ohio ... Attended Coffman High School in Dublin, Ohio, where he played WR and earned All-America honors from *CBSSportsLine.com* as a senior ... In high school, was a prime receiving target of future Notre Dame QB Brady Quinn, now with Cleveland Browns ... Had dual majors (marketing and psychology) at Notre Dame ... Has been chosen the last two years to participate in the NFL Business Management and Entrepreneurial Program ... Brother, Ike, played OL at Northwestern and is with Miami Dolphins entering '09 preseason ... First name is pronounced "CHIN-uh-doom," and last name is pronounced "en-DUKE-way."

CHINEDUM NDUKWE'S STATISTICS

YEAR	TEAM	G-S	Defense							Interceptions					Scoring				
			ST	AT	TT	SKS-YDS	PD	FF	FR-YDS	NO	YDS	AVG	LG	TD	TD	IntRt	FRRt	S	PTS
2007	Cincinnati	14-2	28	7	35	2-15	6	1	1-54	3	44	14.7	44	0	1	0	1	0	6
2008	Cincinnati	11-11	46	31	77	3-25	5	0	1-15	1	12	12.0	12	0	1	0	1	0	6
CAREER		25-13	74	38	112	5-40	11	1	2-69	4	56	14.0	44	0	2	0	2	0	12

YEAR	TEAM	Special Teams								Kickoff Returns					Punt Returns				
		ST	AT	TT	FF	YDS	BP	BFG	BXP	NO	YDS	AVG	FC	LG	TD	NO	YDS	AVG	FC
2007	Cincinnati	7	2	9	0	0-0	0	0	0	—	—	—	—	—	—	—	—	—	—
2008	Cincinnati	1	0	1	0	0-0	0	0	0	—	—	—	—	—	—	—	—	—	—
CAREER		8	2	10	0	0-0	0	0	0	—	—	—	—	—	—	—	—	—	—


NDUKWE'S 2008 GAME-BY-GAME DEFENSIVE STATISTICS

DATE	OPPONENT	ST	AT	TT	SKS-YDS	INT-YDS	PD	FF	FR-YDS
9-7	at Baltimore				INACTIVE				
9-14	TENNESSEE	5	3	8	0-0	0-0	1	0	0-0
9-21	at N.Y. Giants	7	1	8	0-0	0-0	0	0	0-0
9-28	CLEVELAND	3	4	7	1-11	1-12	3	0	0-0
10-5	at Dallas	7	4	11	0-0	0-0	0	0	0-0
10-12	at N.Y. Jets	4	1	5	0-0	0-0	0	0	1-15
10-19	PITTSBURGH	4	3	7	0-0	0-0	0	0	0-0
10-26	at Houston	2	3	5	0-0	0-0	1	0	0-0
11-2	JACKSONVILLE	3	6	9	1-3	0-0	0	0	0-0
11-9	—BYE—								
11-16	PHILADELPHIA	0	0	0	0-0	0-0	0	0	0-0
11-20	at Pittsburgh				INACTIVE				
11-30	BALTIMORE				INACTIVE				
12-7	at Indianapolis				INACTIVE				
12-14	WASHINGTON				INACTIVE				
12-21	at Cleveland	6	3	9	1-11	0-0	0	0	0-0
12-28	KANSAS CITY	5	3	8	0-0	0-0	0	0	0-0
TOTALS		46	31	77	3-25	1-12	5	0	1-15

GAMES WERE "THISCLOSE"

Nearly half of the NFL games played during the 2008 regular season were decided by eight points or less.

POINTS	GAMES	PCT.
8 or Less.....	117 of 256	46%
7 or Less.....	114 of 256	45%
3 or Less.....	50 of 256	20%



CHAD OCHOCINCO

Wide Receiver

85

Ht: 6-1
Wt: 192
9th year in NFL

College: Oregon State
2008 Games-Starts: 13-10
Career Games-Starts: 121-105

Acquired: D2'01
(36th overall)
Born: 1-9-78

Bengals' all-time leader in receptions (612) and receiving yards (8905), Ochocinco looks for a comeback year in 2009 ... Limited to 13 games with 10 starts last season, and missed selection for Pro Bowl for the first time in six years ... Had 53 catches for 540 yards (10.2 avg.) and tied for team TD lead (four) ... Has active team-record streak of 105 regular-season games played with at least one catch ... In the five seasons from 2003-07, he posted the five highest season receiving yards totals in Bengals history, making the Pro Bowl each year ... Is the only Bengal ever to lead NFL in receiving yards for a season (1369 yards in '06).

2008 PARTICIPATION: Played in Games 1-10 and 12-14 ... Inactive for Game 11, Nov. 20 at Pittsburgh, due to team rules violation, halting streak of 113 consecutive games played (seventh in team history) ... Inactive Games 15-16 with hamstring injury ... Opened regular season in lineup despite missing last two preseason games with shoulder injury suffered Aug. 17 vs. Detroit ... Leads current roster in total Bengals starts (106) ... Second on current roster in total Bengals games played (121).

2008 HIGHLIGHTS: His three catches for 28 yards day Sept. 28 vs. Cleveland included four-yard TD catch from Ryan Fitzpatrick ... Also vs. Browns, recovered fumble by CB Eric Wright, following an INT by Wright ... On Oct. 19 vs. Pittsburgh, logged personal-season best in receptions (eight) and had 52 yards, including five-yard TD catch from Ryan Fitzpatrick in second quarter ... In win Nov. 2 vs. Jacksonville, scored first two Bengals TDs, on receptions of two yards (first quarter) and 10 yards (second quarter) ... On Dec. 7 at Indianapolis, registered a personal season-high 79 yards on five receptions.

NAME CHANGE: Ochocinco played as "Chad Johnson" for the first seven years of his Bengals career. He changed his last name to Ochocinco prior to the 2008 season. The Bengals now use the name Ochocinco for all references to him, including notations of statistics and records he posted prior to the change.

CHAD'S RECORD FILE: Following is a list of Bengals records held by Ochocinco:

- ▶ Receptions/career: 612.
- ▶ Receiving yards/career: 8905.

▶ Receiving yards/game: 260 on Nov. 12, 2006 vs. San Diego.

▶ Receiving yards/season: 1440 in 2007 (Ochocinco has the top five seasons in club history).

▶ Receiving yards/consecutive games: 450, vs. San Diego and at New Orleans in 2006 (also an NFL record).

▶ 100-yard receiving games/career: 26.

▶ 90+ receptions seasons: Four.

▶ 100-yard receiving games/season: Five (shared).

▶ Receiving TDs/game: Three (shared).

NOBODY BUT CHAD: Ochocinco is the only NFL player to lead his conference (AFC or NFC) in receiving yards for four consecutive seasons. He turned the trick from 2003 through '06. Only two other players, Tim Brown of Oakland and Jerry Rice of San Francisco, have been conference leaders for even three consecutive seasons. They both did three straight from 1993-95, Brown in the AFC and Rice in the NFC.

BACK-TO-BACK BONANZA: Ochocinco set a Bengals single-game record for receiving yards (260) on Nov. 12, 2006 vs. San Diego, snapping an Eddie Brown mark of 216 that had stood since '88. And when Ochocinco added 190 yards the following week at New Orleans, he established an NFL record for receiving yards in two consecutive games (450). He broke the two-game receiving yards mark of 448 set by San Francisco's John Taylor in '89.

DUAL LEADS ARE DAZZLING: Ochocinco is the only Bengal to have led the AFC in both receiving yards and receptions in a season. He has won four AFC yards crowns (2003-06) and one receptions title (2005). Isaac Curtis (1973) and Eddie Brown ('88) each led the AFC in receiving yards once, but neither won a catches title. Carl Pickens (1995 and '96) and T.J. Houshmandzadeh (2007) won AFC receptions crowns but no conference receiving yards titles.

MORE FROM PREVIOUS SEASONS: 2001— Drafted by Cincinnati in second round (36th overall) ... Entered draft after his junior season at Oregon State ... Signed July 18 ... Finished third on team in receiving yards (329), despite missing four games with fractured left clavicle he suffered Oct. 14 vs. Cleveland ... Made

(Chad Ochocinco, cont'd)

his first two NFL catches Sept. 30 at San Diego, including eight-yard TD pass from Jon Kitna. **2002**—Cracked starting lineup in his second season ... His 1166 receiving yards stand as the most ever by a first or second-year Bengal ... Led team in receptions (69) and yards per catch (16.9), and had five TDs ... Caught seven-for-152 on Nov. 24 at Pittsburgh. **2003**—His AFC-leading 1355 receiving yards set Bengals season record at the time, breaking Eddie Brown's mark of 1273 that had stood since 1988 ... Had 90 catches, led team with career-high 10 TDs, and earned his first Pro Bowl berth ... Tied club record for TD receptions in a game with three on Nov. 23 at San Diego ... Had 130 yards, including career-long 82-yard TD, in victory Oct. 19 vs. Baltimore ... His 53-yard TD catch Oct. 26 vs. Seattle lifted Bengals from 24-20 deficit to 27-24 win ... Had five catches for 156 yards in Pro Bowl, second-most yards in game history, and his 90-yard TD was second-longest in game history. **2004**—Led AFC in receiving yards (1274), and his 95 catches ranked third in NFL ... Voted to second straight Pro Bowl ... His diving 53-yard TD catch against double coverage on Sept. 12 at the N.Y. Jets was hailed by QB Carson Palmer as "the best catch I've ever seen on a ball I threw in my entire football career" ... In Monday night win Oct. 25 vs. Denver, caught seven-for-149, including a pair of 50-yard gains ... On Dec. 5 at Baltimore, made a tough, over-the-head catch for 22 yards to Ravens' nine-yard line with 30 seconds remaining, setting up Shayne Graham's game-winning FG ... Had two TDs on Dec. 26 vs. N.Y. Giants, including game-winning four-yard grab with 44 seconds remaining. **2005**—Posted career highs in receptions (97) and receiving yards (1432, since surpassed), leading AFC in both categories ... Caught seven-for-139 in home opener Sept. 18 vs. Minnesota, with a 70-yard TD on game's second scrimmage play, opening doors for 37-8 Bengals win ... Had 189 receiving yards in Nov. 20 showcase game vs. Indianapolis ... Caught career-high 11 passes (since surpassed) in division-clinching win Dec. 18 at Detroit ... Caught four-for-59 in Wild Card playoff 1-8-06 vs. Pittsburgh. **2006**—Named for third straight season to the *Associated Press* All-Pro team, and also named All-Pro by *Pro Football Weekly*/Pro Football Writers Association ... His NFL-leading 1369 yards came on 87 catches, and

he scored seven TDs ... Made the most dramatic catch of the season on Oct. 22 vs. Carolina, setting up the winning TD in the fourth quarter when he made good on a Bengals' fourth-and-one gamble, beating tight coverage for 32-yard catch to Panthers' three ... His 74-yard TD on Nov. 12 vs. San Diego was Bengals' longest scrimmage play of the year. **2007**—His 1440 receiving yards broke his own team single-season record, and his 93 catches marked his fourth career 90-catch season ... Led NFL in first downs by a receiver (76) ... Had five 100-yard receiving games, tying team record he already shared ... Captured Bengals' all-time receiving yards lead on Sept. 16 at Cleveland, when his 209-yard game pushed him to 7229 total, ahead of Isaac Curtis (7101) ... Captured Bengals' all-time receptions lead on Nov. 25 vs. Tennessee, when his career-high tying 12 catches moved him to 537 total, ahead of Carl Pickens (530) ... Named AFC Offensive Player of the Week for the Tennessee game, when he had 103 yards with three TD catches ... His 209 yards Sept. 16 at Cleveland was the AFC high for the year, coming on 11 catches, and he scored two TDs ... Three catches for 48 yards Nov. 4 at Buffalo, when he was sidelined late in fourth quarter with neck strain ... Cleared to return to play Nov. 11 at Baltimore, when he caught four-for-73 ... Had two TDs among his four catches Dec. 30 at Miami, including 70-yarder that was Bengals' longest scrimmage play of the year.

COLLEGE: In 2000, his only major college season, averaged 21.8 yards per catch as he helped Oregon State to No. 4 national ranking and Fiesta Bowl win over Notre Dame ... Caught TD passes of four and 74 yards in Fiesta Bowl ... Set OSU school record with a 97-yard TD reception vs. Stanford ... College teammate of Seahawks WR T.J. Houshmandzadeh, with both players chosen by Cincinnati in 2001 NFL Draft ... Ochocinco played in 1997 and '99 at Santa Monica (Calif.) College, sitting out '98 to concentrate on academics.

PERSONAL: Hometown is Miami, Fla. ... Attended Miami Beach High School ... Physical education major at Oregon State ... Attended Langston University (Okla.) in 1996, but did not play football ... Enjoys following international soccer ... Last name is pronounced "O-cho-SEEN-ko."

HIGH-SCORING AFFAIRS

The two highest-scoring games (combined point totals of both teams) in Bengals history have both come against the Cleveland Browns. The five highest-scoring games in franchise history:

Rank	Total Pts.	Date & Opponent	Result
1.	106	Nov. 28, 2004 vs. Cleveland	W, 58-48
2.	96	Sept. 16, 2007 at Cleveland	L, 45-51
3.	90	Nov. 12, 2006 vs. San Diego	L, 41-49
4.	86	Nov. 30, 1997 at Philadelphia	L, 42-44
5.	85	Sept. 22, 1985 vs. San Diego	L, 41-44

— OCHOCINCO'S CAREER GAME-BY-GAME RECEIVING STATISTICS (cont'd) —

DATE	OPPONENT	NO	YDS	AVG	LG	TD
2006						
9-10	at Kansas City	5	48	9.6	15	0
9-17	CLEVELAND	6	78	13.0	18	1
9-24	at Pittsburgh	1	11	11.0	11	0
10-1	NEW ENGLAND	6	64	10.7	16	0
10-8	—BYE—					
10-15	at Tampa Bay	6	99	16.5	51	0
10-22	CAROLINA	6	73	12.2	32	0
10-29	ATLANTA	6	78	13.0	20	1
11-5	at Baltimore	4	31	7.8	15	0
11-12	SAN DIEGO	11	260	23.6	74	2
11-19	at New Orleans	6	190	31.7	60	3
11-26	at Cleveland	7	123	17.6	43	0
11-30	BALTIMORE	8	91	11.4	24	0
12-10	OAKLAND	5	101	20.2	42	0
12-18	at Indianapolis	3	37	12.3	16	0
12-24	at Denver	3	32	10.7	14	0
12-31	PITTSBURGH	4	53	13.3	16	0
2007						
9-10	BALTIMORE	5	95	19.0	39	1
9-16	at Cleveland	11	209	19.0	32	2
9-23	at Seattle	9	138	15.3	20	0
10-1	NEW ENGLAND	3	53	17.7	21	0
10-7	—BYE—					
10-14	at Kansas City	8	83	10.4	20	0
10-21	N.Y. JETS	3	102	34.0	56	0
10-28	PITTSBURGH	5	51	10.2	16	0

DATE	OPPONENT	NO	YDS	AVG	LG	TD
11-4	at Buffalo	3	48	16.0	24	0
11-11	at Baltimore	4	73	18.3	23	0
11-18	ARIZONA	8	86	10.8	20	0
11-25	TENNESSEE	12	103	8.6	22	3
12-2	at Pittsburgh	6	86	14.3	24	0
12-9	ST. LOUIS	2	60	30.0	52	0
12-15	at San Francisco	6	78	13.0	25	0
12-23	CLEVELAND	4	44	11.0	17	0
12-30	at Miami	4	131	32.8	70	2
2008						
9-7	at Baltimore	1	22	22.0	22	0
9-14	TENNESSEE	4	37	9.3	13	0
9-21	at N.Y. Giants	3	29	9.7	16	0
9-28	CLEVELAND	3	28	9.3	13	1
10-5	at Dallas	3	43	14.3	19	0
10-12	at N.Y. Jets	5	57	11.4	16	0
10-19	PITTSBURGH	8	52	6.5	9	1
10-26	at Houston	5	44	8.8	14	0
11-2	JACKSONVILLE	5	37	7.4	11	2
11-9	—BYE—					
11-16	PHILADELPHIA	4	34	8.5	12	0
11-20	at Pittsburgh		INACTIVE			
11-30	BALTIMORE	4	45	11.3	18	0
12-7	at Indianapolis	5	79	15.8	26	0
12-14	WASHINGTON	3	33	11.0	13	0
12-21	at Cleveland		INACTIVE			
12-28	KANSAS CITY		INACTIVE			



ANTWAN ODOM

Defensive End

98

Ht: 6-5

Wt: 280

6th year in NFL

College: Alabama

2008 Games-Starts: 12-8

Career Games-Starts: 64-42

Acquired: UFA(Tenn.)'08

Born: 9-24-81

Odom tied for Bengals sacks lead (three) last season after signing as an unrestricted free agent, but was limited by injuries, and looks for a bigger year in '09 ... Had 41 total tackles in his 12 games (eight starts), with four tackles-for-loss ... Tied for team lead in forced fumbles (two), one of which Bengals returned for a TD ... In 2007 for Tennessee, had career-high eight sacks and team-best 29 QB hurries ... Has two career fumble returns of 25 or more yards for TDs.

2008 PARTICIPATION: Signed with Bengals on March 3 as unrestricted free agent, following four seasons with Tennessee ... Played in 12 games (Games 1-9 and 14-16), with eight starts (Games 3-9 and 16) ... Played as reserve in Games 1-2, after missing the entire preseason schedule due to foot injury suffered in opening training camp practice on July 28 ... Inactive for Games 10-13, due to a shoulder injury suffered in practice Nov. 12 ... Played as reserve in Games 14-15 as he came back from shoulder injury.

2008 HIGHLIGHTS: His seven QB hurries ranked fourth on team ... Stripped ball from QB Kerry Collins

Sept. 14 vs. Tennessee (Titans recovered), and the 10-yard loss forced a punt that led to Bengals' first-half TD drive ... On game's third scrimmage play Oct. 12 at N.Y. Jets, made second sack-and-strip play of season, prying ball from Brett Favre for 16-yard loss, with S Chinedum Ndukwe returning fumble 15 yards for TD and a 7-0 Bengals lead ... Recorded six tackles (five solo) Oct. 26 at Houston, including four-yard loss against Steve Slaton on third down, forcing a Texans punt ... On Nov. 2 vs. Jacksonville, had four tackles and posted team season-high for QB hurries (three) ... Tied for line lead with six tackles Dec. 28 vs. Kansas City, including two-yard sack in fourth quarter.

PREVIOUS SEASONS: 2004—Drafted by Tennessee in second round (57th overall) ... Played in every game as a rookie, with seven starts, posting 43 tackles with two sacks ... In his NFL debut Sept. 11 at Miami, had a sack and forced fumble against Jay Fiedler ... Had shared sack of Peyton Manning Dec. 5 at Indianapolis. **2005—**Recorded career-best 50 tackles ... Had two fumble returns for TDs — 25 yards on Sept. 25 at St. Louis and 27 yards on Nov. 20 vs. Jacksonville ... Two

sacks and a forced fumble in win Oct. 9 at Houston ... Blocked a Josh Brown FG attempt Dec. 18 vs. Seattle.

2006—Inactive for Games 1-3, due to knee injury ... Played in Games 4-7, but reaggravated the knee problem in Game 7, Oct. 29 at Houston, and was sidelined for rest of the year ... Placed on Reserve/Injured list Dec. 13.

2007—Started every game for Tennessee, aiding 10-6 finish for a playoff berth ... Raised his season sack total to career-high eight by twice dropping Jim Sorgi in playoff-clinching win Dec. 30 at Indianapolis ... Made 44 tackles on the season, and tied for the front-seven lead in passes defended (seven) ... Helped preserve 13-10 season-opening win Sept. 9 at Jacksonville with a four-yard sack of David Garrard late in fourth quarter ... In win Oct. 7 vs. Atlanta, had an eight-yard sack of Joey Harrington and totaled four QB pressures ... Halted two drives with third-down plays in victory Dec. 2 vs. Houston, sacking Matt Schaub in first quarter and deflecting a Schaub pass in third quarter ... Contributed a sack, a forced fumble and a blocked PAT in win Dec. 23 vs. N.Y. Jets ... Had three

solo tackles and two QB pressures in Wild Card playoff on 1-6-08 at San Diego.

COLLEGE: Played at Alabama from 2000-03 ... Granted a medical redshirt year for '01, when he was limited to two games by a shoulder injury ... Entered NFL Draft after his junior season of eligibility ... In 39 games for Alabama, posted 21 sacks, 26 tackles-for-loss and 40 QB pressures ... Earned first-team All-SEC honors in 2003, with 40 tackles, eight sacks, 9.5 TFL and 24 QB pressures.

PERSONAL: Hometown is Bayou La Batre, Ala. ... Attended Alma Bryant High School, where his 14-sack season as a senior helped earn him *Parade* All-America honors ... Married (wife Brooke), with three sons (Antwan Jr., Baylor and Jeramiah) and a daughter (Melissa) ... Odom is an avid fan of NASCAR racing and pro wrestling, and he also enjoys hunting and fishing ... Majored in human environmental studies at Alabama ... Name is pronounced "AN-twahn O-duhm."

ANTWAN ODOM'S STATISTICS

YEAR	TEAM	G-S	Defense						Interceptions					Scoring				
			ST	AT	TT	SKS-YDS	PD	FF	FR-YDS	NO	YDS	AVG	LG	TD	TD	IntRt	FRrt	S PTS
2004	Tennessee	16-7	21	22	43	2-8.5	3	1	0-0	—	—	—	—	—	0	0	0	0
2005	Tennessee	16-9	28	22	50	2-4	0	1	2-52	—	—	—	—	—	2	0	2	0
2006	Tennessee	4-2	9	6	15	0.5-3	0	0	0-0	—	—	—	—	—	0	0	0	0
2007	Tennessee	16-16	24	20	44	8-52	7	1	0-0	—	—	—	—	—	0	0	0	0
2008	Cincinnati	12-8	25	16	41	3-28	0	2	0-0	—	—	—	—	—	0	0	0	0
TENN. TOTALS		52-34	82	70	152	12.5-67.5	10	3	2-52	—	—	—	—	—	2	0	2	0
CIN. TOTALS		12-8	25	16	41	3-28	0	2	0-0	—	—	—	—	—	0	0	0	0
CAREER		64-42	107	86	193	15.5-95.5	10	5	2-52	—	—	—	—	—	2	0	2	0

SPECIAL TEAMS STATISTICS: 1 blocked field goal attempt and 1 solo tackle in 2005; 1 blocked PAT attempt in 2007.

— POSTSEASON —

YEAR	TEAM	G-S	Defense						Interceptions					Scoring				
			ST	AT	TT	SKS-YDS	PD	FF	FR-YDS	NO	YDS	AVG	LG	TD	TD	IntRt	FRrt	S PTS
2007	Tennessee	1-1	3	0	3	0-0	0	0	0-0	—	—	—	—	—	—	—	—	—
CAREER		1-1	3	0	3	0-0	0	0	0-0	—	—	—	—	—	—	—	—	—

— ODOM'S 2008 GAME-BY-GAME DEFENSIVE STATISTICS —

DATE	OPPONENT	ST	AT	TT	SKS-YDS	INT-YDS	PD	FF	FR-YDS
9-7	at Baltimore	1	0	1	0-0	0-0	0	0	0-0
9-14	TENNESSEE	4	1	5	1-10	0-0	0	1	0-0
9-21	at N.Y. Giants	1	1	2	0-0	0-0	0	0	0-0
9-28	CLEVELAND	1	1	2	0-0	0-0	0	0	0-0
10-5	at Dallas	2	2	4	0-0	0-0	0	0	0-0
10-12	at N.Y. Jets	4	0	4	1-16	0-0	0	1	0-0
10-19	PITTSBURGH	1	2	3	0-0	0-0	0	0	0-0
10-26	at Houston	5	1	6	0-0	0-0	0	0	0-0
11-2	JACKSONVILLE	1	3	4	0-0	0-0	0	0	0-0
11-9	—BYE—								
11-16	PHILADELPHIA				INACTIVE				
11-20	at Pittsburgh				INACTIVE				
11-30	BALTIMORE				INACTIVE				
12-7	at Indianapolis				INACTIVE				
12-14	WASHINGTON	1	1	2	0-0	0-0	0	0	0-0
12-21	at Cleveland	0	2	2	0-0	0-0	0	0	0-0
12-28	KANSAS CITY	4	2	6	1-2	0-0	0	0	0-0
TOTALS		25	16	41	3-28	0-0	0	2	0-0



J.T. O'SULLIVAN

Quarterback

4

Ht: 6-2

Wt: 230

7th year in NFL

College: California, Davis

2008 Games-Starts: 9-8

Career Games-Starts: 14-8

Acquired: UFA(S.F.)'09

Born: 8-25-79

Starter for eight games with San Francisco in '08, O'Sullivan signed with Bengals as an unrestricted free agent on 3-6-09 ... Had his busiest pro season last year, playing nine games overall and finishing with 73.6 passer rating, completing 128-of-220 (58.2 percent) for 1678 yards with eight TDs and 11 INTs ... Entered NFL in 2002 as a sixth-round draft choice of New Orleans, but did not see action as a passer until 2007 with Detroit ... NFL totals include 14 games played with eight starts.

2008 PARTICIPATION: Signed with San Francisco on Feb. 29 as unrestricted free agent from Detroit ... Started for 49ers in Games 1-8 and played briefly in Game 10 ... Yielded starting position to Shaun Hill for Games 9-16, and was active-DNP for Games 9 and 11-16.

A MEMORABLE FIRST: O'Sullivan's first NFL win as a starter came last season in a 33-30 overtime shootout at Seattle. He posted a 106.4 passer rating, completing 20-of-32 for 321 yards with one TD (three yards to WR Bryant Johnson) and no INTs. He led the 49ers back from a 14-0 deficit. He directed a 12-play, 58-yard drive for the field goal that sent the game into overtime, and in the extra period, he took the offense 57 yards in 10 plays with the opening kickoff, setting up Joe Nedney's game-winning 40-yard FG with 4:40 elapsed.

MORE 2008 HIGHLIGHTS: Earned his first No. 1 job in NFL by winning preseason roster battle with Shaun Hill and Alex Smith ... Posted 91.9 preseason passer rating ... 49ers were 2-6 in his eight regular-season starts ... Made first career start in 23-13 loss Sept. 7 vs. Arizona, passing 14-for-20 for 195-0-1 ... After leading overtime win at Seattle (see previous item), he moved 49ers to a 2-1 record in a 31-13 win on Sept. 21 vs. Detroit ... Posted 123.3 passer rating vs. Lions, completing 16-of-23 for 189-2-0 ... TD passes vs. Detroit were six yards to WR Isaac Bruce and 24 yards to TE Delanie Walker ... Threw for three TDs on Oct. 5 vs. New England, but also suffered three INTs in 30-21 loss ... Made his last start of season on Oct. 26 vs. Seattle; was replaced by Shaun Hill in second quarter after passing 13-of-21 for 131-0-1.

PREVIOUS SEASONS: 2002—Drafted by New Orleans in sixth round (186th overall) ... Did not play, but on roster all season as Saints' inactive third QB. **2003**—Did not play, but again on roster all season as Saints' inactive third QB. **2004**—Opened season with New Orleans, was inactive third QB for Games 1-4 ... Traded along with a second-round draft pick on Oct. 4 to Green Bay, Saints acquiring DB Mike McKenzie and a conditional 2006 draft choice ... Served as Packers' third QB for final 11 games, and saw first official game action in a kneel-down situation in season-ending win on Jan. 2 at Chicago. **2005**—Waived by Green Bay on Sept. 4 ... Signed Sept. 5 to Chicago practice squad ... Signed Nov. 8 to Minnesota's 53-player roster ... Served as Vikings third QB (did not play) for Games 9-16. **2006**—Opened preseason with Minnesota, and was waived on Sept. 2 ... Signed Sept. 5 to New England practice squad ... Released from New England practice squad on Oct. 2 ... Signed Dec. 27 to Carolina practice squad ... Did not earn an accrued year of experience. **2007**—Signed Feb. 7 by Chicago ... Waived by Bears on July 6 ... Signed July 13 by Detroit, and was on Lions roster all season, playing in four games ... Passed 13-for-26 for 148 yards, with one TD and two INTs ... Saw the bulk of his action on Sept. 16 vs. Minnesota, filling in for starter Jon Kitna for two quarters, going 13-for-24 passing for 148-1-2 ... Took snaps at end of game on Nov. 4 vs. Denver and Dec. 2 at Minnesota, and passed zero-for-two Dec. 16 at San Diego.

COLLEGE: Played four seasons (1998-2001) at Division II California, Davis, three as the starting QB, and finished career as Aggies' all-time leader in total offense (11,544 yards) ... Passing totals were 669-of-1070 for 10,745 yards ... Threw more than twice as many TDs (96) as INTs (41) ... Set school records as a senior for passing yards (3826) and TD passes (38) ... Rushed for 473 yards as a junior.

PERSONAL: Hometown is Burbank, Calif. ... Attended Jesuit High School in Carmichael, Calif., where he set five football records, including career passing yards, and was a team captain as a senior ... Also an all-league catcher on Jesuit baseball team.

J.T. O'SULLIVAN'S STATISTICS

YEAR	TEAM	G-S	Passing										LG	SKD-YDS	RAT
			ATT	CMP	PCT	YDS	YDS/ATT	TD	TD%	INT	INT%				
2002	New Orleans	0-0													
2003	New Orleans	0-0													
2004	New Orleans	0-0													
	Green Bay	1-0	0	0	—	0	—	0	—	0	—	—	0-0	—	
2005	Chicago	0-0													
	Minnesota	0-0													
2006	New England	0-0													
	Carolina	0-0													
2007	Detroit	4-0	26	13	50.0	148	5.69	1	3.8	2	7.7	42	3-18	48.2	
2008	San Francisco	9-8	220	128	58.2	1678	7.63	8	3.6	11	5.0	63	32-197	73.6	
CAREER		14-8	246	141	57.3	1826	7.42	9	3.7	13	5.3	63	35-215	71.0	

		Rushing					Receiving					Scoring					
YEAR	TEAM	ATT	YDS	AVG	LG	TD	NO	YDS	AVG	LG	TD	TD	TD-R	TD-P	TD-Rt	2Pt	PTS
2004	New Orleans		DID NOT PLAY*				DID NOT PLAY*					DID NOT PLAY*					
	Green Bay	2	-2	-1.0	-1	0	—	—	—	—	—	—	—	—	—	—	—
2007	Detroit	4	-10	-2.5	2	0	—	—	—	—	—	—	—	—	—	—	—
2008	San Francisco	30	145	4.8	18	0	—	—	—	—	—	—	—	—	—	—	—
CAREER		36	133	3.7	18	0	—	—	—	—	—	—	—	—	—	—	—

ADDITIONAL STATISTICS: O'Sullivan passed for one two-point conversion in 2008.

O'SULLIVAN'S SINGLE-GAME HIGHS

PASSING — Attempts: 36 at N.O. 9-28-08 (for S.F.); **Completions**: 20 at Sea. 9-14-08 (for S.F.); **Yards**: 321 at Sea. 9-14-08 (for S.F.); **Touchdowns**: 3 vs. N.E. 10-5-08 (for S.F.); **Interceptions**: 3 vs. N.E. 10-5-08 (for S.F.); **Long**: 63 (to Isaac Bruce) at Sea. 9-14-08 (for S.F.).

RUSHING — Attempts: 8 vs. Det. 9-21-08 (for S.F.); **Yards**: 32 (twice); most recently vs. Det. 9-21-08 (for S.F.); **Long**: 18 at NYG 10-19-08 (for S.F.).

O'SULLIVAN'S 2008 GAME-BY-GAME STATISTICS (FOR SAN FRANCISCO)

DATE	OPPONENT	Passing							Rushing						
		ATT	CMP	YDS	SKD-YDS	TD	LG	INT	RAT	ATT	YDS	AVG	LG	TD	
9-7	ARIZONA	20	14	195	4-12	0	37	1	80.2	2	1	0.5	2	0	
9-14	at Seattle	32	20	321	8-49	1	63	0	106.4	4	32	8.0	16	0	
9-21	DETROIT	23	16	189	1-1	2	25	0	123.3	8	32	4.0	13	0	
9-28	at New Orleans	36	18	257	6-36	1	36	2	59.6	2	0	0.0	1	0	
10-5	NEW ENGLAND	29	14	130	1-8	3	38	3	55.9	6	23	3.8	8	0	
10-12	PHILADELPHIA	30	17	199	3-24	0	57	2	49.2	3	31	10.3	11	0	
10-19	at N.Y. Giants	28	16	256	6-38	1	30t	2	69.9	4	27	6.8	18	0	
10-26	SEATTLE	21	13	131	3-29	0	53	1	59.8	0	0	—	—	0	
11-2	—BYE—														
11-10	at Arizona				DID NOT PLAY										
11-16	ST. LOUIS	1	0	0	0-0	0	—	0	39.6	1	-1	-1.0	-1	0	
11-23	at Dallas				DID NOT PLAY										
11-30	at Buffalo				DID NOT PLAY										
12-7	N.Y. JETS				DID NOT PLAY										
12-14	at Miami				DID NOT PLAY										
12-21	at St. Louis				DID NOT PLAY										
12-28	WASHINGTON				DID NOT PLAY										
TOTALS		220	128	1678	32-197	8	63	11	73.6	30	145	4.8	18	0	

POSTSEASON

YEAR	TEAM	G-S	Passing										LG	SKD-YDS	RAT
			ATT	CMP	PCT	YDS	YDS/ATT	TD	TD%	INT	INT%				
2004	Green Bay	0-0													
CAREER		0-0	0	0	—	0	—	0	—	0	—	—	0-0	—	

*NOTE: O'Sullivan was the inactive designated third quarterback for 16 games with New Orleans in both 2002 and '03. He was the inactive designated third quarterback for four regular-season games with New Orleans and one postseason game with Green Bay in 2004. In 2005, he was on the practice squad for eight games with Chicago, and he was the inactive designated third quarterback for eight games with Minnesota. In 2006, he was on the practice squad for four games with New England and one game with Carolina.

**Ht:** 6-5**Wt:** 235**7th** year in NFL**College:** Southern California**2008 Games-Starts:** 4-4**Career Games-Starts:** 65-65**Acquired:** D1'03

(1st overall)

Born: 12-27-79

Bengals' offensive leader, holder of numerous club passing records, seeks an injury-free '09 after being limited by elbow injury to four games last season ... Injury healed without surgery by season's end, and he was cleared for all '09 workout and camp activity ... His 2008 statistics included 75 completions in 129 attempts (58.1 percent) for 673 yards, with three TDs and four INTs (passer rating of 69.0) ... Was the only NFL QB to take every offensive snap for his team in 2007, and he reset two of his own club records with 373 completions and 4131 passing yards ... Also in '07, became fifth-fastest passer in NFL history to reach 100-TD mark.

2008 PARTICIPATION: Started in Games 1-3 ... Suffered elbow injury in Game 3, Sept. 21 at N.Y. Giants, and though he finished the game, he was inactive due to the injury on Sept. 28 vs. Cleveland ... Returned to action and played all the way on Oct. 5 at Dallas, but elbow soreness recurred, and he was a game-day inactive for Games 6-16 ... Was able to return to practice participation in season's final week.

2008 HIGHLIGHTS: Had a streak of 51 consecutive starts before missing Sept. 28 vs. Browns ... Held to 99 passing yards, third-lowest of his career, on Sept. 7 at Baltimore, completing 10-of-25 with no TDs and one INT ... Passed 16-for-27 Sept. 14 vs. Tennessee, for 134-0-2 ... Hit stride Sept. 21 at N.Y. Giants, posting 98.9 passer rating on 27-of-39 for 286 yards, with a 17-yard TD pass to T.J. Houshmandzadeh and no INTs ... Also was three-for-23 rushing at Giants ... On Oct. 5 at Dallas, completed 23-of-39 for 217 yards, with two TDs and one INT ... Both TD passes at Dallas were to T.J. Houshmandzadeh, covering 18 yards in third quarter and 10 yards in fourth quarter.

FIFTH FASTEST: Palmer threw his 100th career TD pass on Dec. 15, 2007 at San Francisco, reaching the century mark in his 59th NFL game. Based on games played, he is the fifth-fastest passer in NFL history to reach 100 TDs. The only four passers to reach 100 faster would make a good start on an aerial hall of fame. They are Dan Marino (44 games), Kurt Warner (50), Johnny Unitas (53) and Peyton Manning (56). Palmer nudged Brett Favre and Daunte Culpepper (each at 62 games) out of the top five.

FOURTH-QUARTER RALLIES: Palmer has seven career wins in which the team has trailed in the final period, and four additional wins in games where the score was tied in the fourth quarter.

PALMER'S BENGALS RECORDS CHECK: Entering his seventh Bengals season, Palmer holds the following club records:

CAREER—completion percentage (63.7), passer rating (88.9) and TD/INT ratio (1.6/1).

SEASON—completions (373 in '07), passing yards (4131 in '07), TD passes (32 in '05) and passer rating (101.1 in '05); Palmer is also tied for most 300-yard passing games in a season (five in '07).

GAME—TD passes (six on 9-16-07 at Cleveland).

MORE ON PALMER RECORDS: 2007—His club-record 373 completions broke his own mark of 345 from 2005 ... His club-record 4131 passing yards broke mark of 4035 he had set in '06 ... Set Bengals game record with six TD passes at Cleveland. **2006**—Became first Bengal to pass for 4000 yards, finishing at 4035 to top previous Bengals season mark of 3959 by Boomer Esiason in 1986. **2005**—His NFL-leading 32 TD passes broke Bengals season record of 29 set by Ken Anderson in 1981 ... His 345 completions broke Bengals mark of 326 set by Jeff Blake in 1995 ... Posted Bengals-record for season passer rating (101.1), topping Ken Anderson mark of 98.4 in 1981, and ranked second in NFL in passer rating ... His league-leading plus-20 differential between TD passes and INTs (32-12) bettered previous Bengals mark of plus-19 by Ken Anderson in '81 (29-10) ... Tied NFL record with nine consecutive games of 100-plus passer rating (streak covered his last three games of '04 and first six of '05) ... Tied NFL record for most 100-plus passer ratings in a season (12).

MORE FROM PREVIOUS SEASONS: 2003—Drafted by Bengals in first round (No. 1 overall) ... Signed April 24, two days prior to draft ... Did not play during regular season, as veteran Jon Kitna took every snap ... In preseason, Palmer led Bengals in completions (37) and yards (451), with four TDs and four INTs (87.8 passer rating). **2004**—Made his regular-season playing debut, and took every offensive snap until he was sidelined by a season-ending knee ligament strain in Game 13, Dec. 12

at New England ... Showed strong progress as season went on, posting 96.9 passer rating in his last six games after scoring 62.6 for his first seven ... Posted 105.2 rating in NFL debut Sept. 12 at N.Y. Jets, and threw his first TD pass, six-yarder to HB Kenny Watson in third quarter ... Got first NFL win in Sunday nighter Sept. 19 vs. Miami, leading fourth-quarter drive for game-winning field goal in 16-13 verdict in first national prime time game at Paul Brown Stadium ... Named AFC Offensive Player of the Week after leading 27-26 win Dec. 5 at Baltimore, when he led fourth-quarter comeback from a 20-3 deficit.

2005—A superb season ended prematurely for Palmer, due to knee injury on second Bengals snap of Wild Card playoff on 1-8-06 vs. Pittsburgh ... Suffered two torn left knee ligaments (ACL and MCL) on a hit by Steelers' Kimo von Oelhoffen, and underwent surgery on 1-10-06 ... Chosen for Pro Bowl, but could not play due to the injury ... Prior to the injury, led club to 11-5 record and AFC North Championship ... Led NFL in completion percentage (67.8) ... Named as AFC Offensive Player of the Month for September, when his 114.0 passer rating fueled 3-0 start ... Electrified a sellout crowd at home opener Sept. 18 vs. Minnesota, launching a 37-8 win with a 70-yard TD pass to Chad Ochocinco on game's second scrimmage play ... Had 101.5 rating in crucial win Dec. 4 at Pittsburgh, passing for three TDs and no INTs ... Threw for three TDs in division-clinching win Dec. 18 at Detroit ... In Wild Card playoff 1-8-06 vs. Pittsburgh, played only two snaps before suffering knee injury, completing his only pass for 66 yards to Chris Henry on the play on which he was injured. **2006**—Made standout return from severe knee injury that had ended his '05 season during the playoffs ... Started every game and became first Bengal to win MVP honors in Pro Bowl ... Though he didn't lead the AFC in any primary passing categories, his balanced effort placed him second in conference in six major areas — TDs (28), yards (4035), completions (324), TD percentage (5.4), average gain per pass (7.76) and TD-INT differential (plus-15) ... Passed for four TDs in win Sept. 24 at Pittsburgh ... On Oct. 22 vs. Carolina, led an 86-yard, 13-play TD drive in the fourth quarter, bringing Bengals back from 14-10 deficit for 17-14 win ... His career-high 440 passing yards on Nov. 12 vs. San Diego was most in AFC for the season, and he logged career-best 131.1 passer rating as Chad Ochocinco posted Bengals-record 260 receiving yards.

2007—In season-opening win Sept. 10 vs. Baltimore, posted 100.3 rating, passing 20-of-32 for 194 yards with two TDs ... Palmer's six TD passes in loss on Sept. 16 at Cleveland broke the Bengals record of five (accomplished twice by Boomer Esiason), and the six TD throws tied for the NFL's game high in 2007 ... Palmer's 401 passing yards at Cleveland was the year's AFC high ... His career-high 37 completions Nov. 18 vs. Arizona were second-most in Bengals history (Ken Anderson, 40) ... Posted 113.0 rating Nov. 25 vs. Tennessee, passing 32-for-38 for 283-3-1, with career-high 84.2 completion

percentage ... Finished season Dec. 30 at Miami with his highest passer rating of year (121.4), going 23-for-32 for 316-3-1, including season-long TD pass of 70 yards to Chad Ochocinco in second quarter.

COLLEGE: Won the 2002 Heisman Trophy at Southern California, leading the Trojans to 11-2 record, including 38-17 Orange Bowl win over Iowa ... Played 53 games with 45 starts at USC, competing over five seasons (1998-2002) because of injury-shortened '99 campaign that counted as a redshirt year ... As a senior, set USC season records for completions (309), passing yards (3942) and TD passes (33), and threw only 10 INTs ... Left college as the Pac-10 Conference's all-time leader in passing yards (11,818), completions (927) and total offense (11,621) ... His 72 career TD passes set a USC record ... Led Trojans to wins in the last eight games of his senior season, with the team averaging 41.5 points per game during that stretch ... As a sophomore in 1999, Palmer led USC to victories in its first two games, but suffered broken right collarbone just before halftime of Game 3, Sept. 25 at Oregon ... He was sidelined for remainder of the '99 season, which was allowed to count for him as a redshirt year ... His four starts in 1998 made him only the second true freshman to start a game at QB for the storied USC program (joined Rob Johnson, who started one game in '91).

CARSON AND ARCHIE: Palmer was the second Heisman Trophy winner drafted by the Bengals. The first was Ohio State RB Archie Griffin, a two-time Heisman winner. Griffin was the No. 24 overall pick in the 1976 NFL Draft, the second of two first-rounders by Cincinnati. He played eight seasons (1976-83) for the Bengals, rushing for 2808 yards and catching 192 passes for 1607 yards.

HALFWAY TO A MILLION: Palmer and his wife, Shaelyn, established the Carson Palmer Foundation in 2004, with the mission of supporting children's charities in both his hometown community and his NFL home city. The Palmers have donated both time and money to the Foundation, focusing on helping abused and abandoned children in the Orange County (Calif.) and Cincinnati areas. Through Carson's two annual charity events, more than \$500,000 has been raised — for Lighthouse Youth Services in Cincinnati and for Hillview Acres Children's Home in California.

PERSONAL: Hometown is Mission Viejo, Calif. ... Attended Santa Margarita High School (in Rancho Santa Margarita, Calif.), where as a senior in 1997 he passed for 31 TDs and just four INTs, leading his team to a 14-0 record and its second consecutive state championship ... Set 27 school records in high school ... Married (wife Shaelyn), with two children ... Hobbies include golf, paintball and fishing ... Brother, Jordan, played QB at Texas-El Paso and is entering his second Bengals season in 2009.

(continued)

CARSON PALMER'S STATISTICS

Passing

YEAR	TEAM	G-S	ATT	CMP	PCT	YDS	YDS/ATT	TD	TD%	INT	INT%	LG	SKD-YDS	RAT
2003	Cincinnati	0-0	DID NOT PLAY*											
2004	Cincinnati	13-13	432	263	60.9	2897	6.71	18	4.2	18	4.2	76t	25-178	77.3
2005	Cincinnati	16-16	509	345	67.8	3836	7.54	32	6.3	12	2.4	70t	19-105	101.1
2006	Cincinnati	16-16	520	324	62.3	4035	7.76	28	5.4	13	2.5	74t	36-233	93.9
2007	Cincinnati	16-16	575	373	64.9	4131	7.18	26	4.5	20	3.5	70t	17-119	86.7
2008	Cincinnati	4-4	129	75	58.1	731	5.67	3	2.3	4	3.1	36	11-67	69.0
CAREER		65-65	2165	1380	63.7	15,630	7.22	107	4.9	67	3.1	76t	108-702	88.9

Rushing

Receiving

Scoring

YEAR	TEAM	ATT	YDS	AVG	LG	TD	NO	YDS	AVG	LG	TD	TD	TD-R	TD-P	TD-RT	2PIC	PTS
2004	Cincinnati	18	47	2.6	14	1	—	—	—	—	—	1	1	0	0	0	6
2005	Cincinnati	34	41	1.2	14	1	—	—	—	—	—	1	1	0	0	0	6
2006	Cincinnati	26	37	1.4	11	0	—	—	—	—	—	0	0	0	0	0	0
2007	Cincinnati	24	10	0.4	10	0	—	—	—	—	—	0	0	0	0	0	0
2008	Cincinnati	6	38	6.3	15	0	—	—	—	—	—	0	0	0	0	0	0
CAREER		108	173	1.6	15	2	—	—	—	—	—	2	2	0	0	0	122

ADDITIONAL STATISTICS: Palmer passed for one two-point conversion in 2005.

*NOTE: In 2003, Palmer was inactive as the designated third quarterback for nine games and was active-DNP as the No. 2 quarterback in the other seven games.

CARSON PALMER'S SINGLE-GAME HIGHS

PASSING — Attempts: 52 (twice); most recently vs. Ariz. 11-18-07; **Completions:** 37 vs. Ariz. 11-18-07; **Yards:** 440 vs. S.D. 11-12-06; **Touchdowns:** 6 at Cle. 9-16-07; **Interceptions:** 4 vs. Ariz. 11-18-07; **Long:** 76 (to Matt Schobel) vs. Dall. 11-7-04 (TD).

RUSHING — Attempts: 6 at Chi. 9-25-05; **Yards:** 19 at N.E. 12-12-04; **Touchdowns:** 1 (twice); most recently vs. Pitt. 10-23-05; **Long:** 14 (twice); most recently vs. Balt. 11-27-05.

POSTSEASON

Passing

YEAR	TEAM	G-S	ATT	CMP	PCT	YDS	YDS/ATT	TD	TD%	INT	INT%	LG	SKD-YDS	RAT
2005	Cincinnati	1-1	1	1	100.0	66	66.0	0	0.0	0	0.0	66	0-0	118.8
CAREER		1-1	1	1	100.0	66	66.0	0	0.0	0	0.0	66	0-0	118.8

CARSON PALMER'S CAREER GAME-BY-GAME STATISTICS

		Passing									Rushing					
DATE	OPPONENT	ATT	CMP	YDS	SKD-YDS	TD	LG	INT	RAT	ATT	YDS	AVG	LG	TD		
2003																
DID NOT PLAY										DID NOT PLAY						
2004																
9-12	at N.Y. Jets	27	18	248	1-10	2	53t	1	105.2	2	10	5.0	11	0		
9-19	MIAMI	38	21	147	5-31	0	20	1	53.3	0	0	—	—	0		
9-26	BALTIMORE	52	25	316	4-27	0	23	3	43.4	1	2	2.0	2	0		
10-3	at Pittsburgh	37	20	164	1-8	1	24	2	52.1	1	1	1.0	1	0		
10-10	—BYE—															
10-17	at Cleveland	36	20	148	3-17	1	21	1	63.2	0	0	—	—	0		
10-25	DENVER	21	12	198	1-10	1	50t	1	85.0	4	0	0.0	4	0		
10-31	at Tennessee	36	20	247	4-30	0	62	1	65.4	0	0	—	—	0		
11-7	DALLAS	32	21	212	0-0	1	76t	0	94.8	2	1	0.5	2t	1		
11-14	at Washington	39	24	217	0-0	1	34	2	63.7	2	-3	-1.5	-1	0		
11-21	PITTSBURGH	25	13	165	3-18	2	36t	1	82.9	0	0	—	—	0		
11-28	CLEVELAND	29	22	251	0-0	4	53t	3	101.4	2	10	5.0	11	0		
12-5	at Baltimore	36	29	382	3-27	3	51	1	127.1	2	7	3.5	9	0		
12-12	at New England	24	18	202	0-0	2	33	1	110.1	2	19	9.5	14	0		
12-19	BUFFALO	INACTIVE (DESIGNATED THIRD QUARTERBACK)									INACTIVE (THIRD QB)					
12-26	N.Y. GIANTS	INACTIVE (DESIGNATED THIRD QUARTERBACK)									INACTIVE (THIRD QB)					
1-2	at Philadelphia	INACTIVE (DESIGNATED THIRD QUARTERBACK)									INACTIVE (THIRD QB)					
2005																
9-11	at Cleveland	34	26	280	2-8	2	35	1	107.5	0	0	—	—	0		
9-18	MINNESOTA	40	27	337	0-0	3	70t	1	108.0	4	3	0.8	6	0		
9-25	at Chicago	23	16	169	1-8	3	40t	0	130.3	6	-3	-0.5	2	0		
10-2	HOUSTON	34	25	276	2-3	1	22	0	107.0	1	-1	-1.0	-1	0		
10-9	at Jacksonville	33	22	239	2-7	2	47	0	108.0	1	1	1.0	1	0		
10-16	at Tennessee	33	27	272	1-4	2	35	0	121.2	3	4	1.3	4	0		
10-23	PITTSBURGH	36	21	227	2-16	0	47	2	53.8	3	8	2.7	4t	1		
10-30	GREEN BAY	34	22	237	2-15	3	38	1	102.2	0	0	—	—	0		
11-6	at Baltimore	26	19	248	2-14	2	48	0	128.4	5	-6	-1.2	0	0		
11-13	—BYE—															
11-20	INDIANAPOLIS	38	25	335	1-7	2	68t	1	100.2	1	1	1.0	1	0		
11-27	BALTIMORE	30	22	302	0-0	3	54t	1	124.6	1	14	14.0	14	0		
12-4	at Pittsburgh	38	22	227	1-5	3	43t	0	101.5	3	-3	-3.0	-1	0		

(continued)

— CARSON PALMER'S CAREER GAME-BY-GAME STATISTICS (cont'd) —

DATE	OPPONENT	Passing								Rushing				
		ATT	CMP	YDS	SKD-YDS	TD	LG	INT	RAT	ATT	YDS	AVG	LG	TD
12-11	CLEVELAND	27	13	93	0-0	1	16	1	53.5	1	1	1.0	1	0
12-18	at Detroit	39	28	274	2-9	3	20	2	95.5	1	8	8.0	8	0
12-24	BUFFALO	36	25	266	1-9	2	41t	2	86.1	4	14	3.5	6	0
1-1	at Kansas City	8	5	54	0-0	0	32	0	82.3	0	0	—	—	0
Postseason														
1-8	PITTSBURGH	1	1	66	0-0	0	66	0	118.8	0	0	—	—	0
2006														
9-10	at Kansas City	19	13	127	1-7	0	30	0	87.0	2	-1	-0.5	0	0
9-17	CLEVELAND	40	24	352	4-31	2	43	2	84.6	3	1	0.3	2	0
9-24	at Pittsburgh	26	18	193	6-34	4	30t	2	98.2	3	5	1.7	5	0
10-1	NEW ENGLAND	35	20	245	4-37	0	33	0	78.9	0	0	—	—	0
10-8	—BYE—													
10-15	at Tampa Bay	37	24	261	2-9	1	51	0	94.5	2	1	0.5	1	0
10-22	CAROLINA	39	23	240	2-10	2	32	0	94.0	1	6	6.0	6	0
10-29	ATLANTA	36	24	266	2-8	2	55t	0	106.9	1	7	7.0	7	0
11-5	at Baltimore	26	12	194	2-12	1	71	2	52.4	1	5	5.0	5	0
11-12	SAN DIEGO	42	31	440	3-23	3	74t	0	131.1	1	3	3.0	3	0
11-19	at New Orleans	22	14	275	1-9	3	60t	1	127.8	2	-1	-0.5	0	0
11-26	at Cleveland	32	25	275	1-0	3	43	1	120.7	2	0	0.0	2	0
11-30	BALTIMORE	32	21	234	2-7	1	40t	0	97.7	3	-3	-1.0	-1	0
12-10	OAKLAND	28	20	297	0-0	2	42	3	90.0	0	0	—	—	0
12-18	at Indianapolis	28	14	176	4-31	0	46	0	69.9	1	11	11.0	11	0
12-24	at Denver	40	21	209	2-15	2	26	2	63.4	2	6	3.0	4	0
12-31	PITTSBURGH	38	20	251	0-0	2	66t	0	91.0	2	-3	-1.5	-1	0
2007														
9-10	BALTIMORE	32	20	194	1-13	2	39t	0	100.3	3	0	0.0	2	0
9-16	at Cleveland	50	33	401	1-7	6	32	2	113.4	2	10	5.0	10	0
9-23	at Seattle	43	27	342	2-14	1	35t	2	75.9	1	-1	-1.0	-1	0
10-1	NEW ENGLAND	35	21	234	1-8	1	23	2	65.7	0	0	—	—	0
10-7	—BYE—													
10-14	at Kansas City	43	26	320	4-25	2	42t	2	79.6	1	2	2.0	2	0
10-21	N.Y. JETS	21	14	226	1-8	1	56	1	98.5	0	0	—	—	0
10-28	PITTSBURGH	31	23	205	0-0	1	28	0	102.2	1	2	2.0	2	0
11-4	at Buffalo	39	26	271	0-0	2	43	1	93.0	3	5	1.7	7	0
11-11	at Baltimore	34	23	271	3-15	0	50	0	91.7	2	-2	-1.0	-1	0
11-18	ARIZONA	52	37	329	1-5	2	37t	4	68.5	2	-1	-0.5	0	0
11-25	TENNESSEE	38	32	283	1-5	3	26	1	113.0	0	0	—	—	0
12-2	at Pittsburgh	44	17	183	1-8	0	24	0	51.6	2	-2	-2.0	-2	0
12-9	ST. LOUIS	29	21	189	1-11	0	52	2	60.8	3	-3	-1.0	-1	0
12-15	at San Francisco	31	19	252	0-0	1	52t	0	97.8	2	1	0.5	2	0
12-23	CLEVELAND	21	11	115	0-0	1	24	2	44.8	0	0	—	—	0
12-30	at Miami	32	23	316	0-0	3	70t	1	121.4	2	-1	-0.5	0	0
2008														
9-7	at Baltimore	24	9	94	2-10	0	24	1	35.3	3	15	5.0	9	0
9-14	TENNESSEE	27	16	134	1-7	0	36	2	41.3	0	0	—	—	0
9-21	at N.Y. Giants	39	27	286	6-41	1	26	0	98.9	3	23	7.7	15	0
9-28	CLEVELAND	INACTIVE (DESIGNATED THIRD QUARTERBACK)								INACTIVE (THIRD QB)				
10-5	at Dallas	39	23	217	2-9	2	25	1	80.8	0	0	—	—	0
10-12	at N.Y. Jets	INACTIVE (DESIGNATED THIRD QUARTERBACK)								INACTIVE (THIRD QB)				
10-19	PITTSBURGH	INACTIVE (DESIGNATED THIRD QUARTERBACK)								INACTIVE (THIRD QB)				
10-26	at Houston	INACTIVE (DESIGNATED THIRD QUARTERBACK)								INACTIVE (THIRD QB)				
11-2	JACKSONVILLE	INACTIVE (DESIGNATED THIRD QUARTERBACK)								INACTIVE (THIRD QB)				
11-9	—BYE—													
11-16	PHILADELPHIA	INACTIVE (DESIGNATED THIRD QUARTERBACK)								INACTIVE (THIRD QB)				
11-20	at Pittsburgh	INACTIVE (DESIGNATED THIRD QUARTERBACK)								INACTIVE (THIRD QB)				
11-30	BALTIMORE	INACTIVE (DESIGNATED THIRD QUARTERBACK)								INACTIVE (THIRD QB)				
12-7	at Indianapolis	INACTIVE (DESIGNATED THIRD QUARTERBACK)								INACTIVE (THIRD QB)				
12-14	WASHINGTON	INACTIVE (DESIGNATED THIRD QUARTERBACK)								INACTIVE (THIRD QB)				
12-21	at Cleveland	INACTIVE (DESIGNATED THIRD QUARTERBACK)								INACTIVE (THIRD QB)				
12-28	KANSAS CITY	INACTIVE (DESIGNATED THIRD QUARTERBACK)								INACTIVE (THIRD QB)				

PASSING FANCY

Boomer Esiason passed for more than 300 yards in a game a team-record 23 times during his Bengals career (1984-92, 1997). **Ken Anderson** (a Bengal from 1971-86) ranks second in 300-yard passing games with 19, followed by **Carson Palmer** (2003-08) with 12 and **Jeff Blake** (1994-99) with eight.



JORDAN PALMER

Quarterback

5**Ht:** 6-5**Wt:** 235**2nd** year in NFL**College:** Texas-El Paso**2008 Games-Starts:** 3-0**Career Games-Starts:** 3-0**Acquired:** FA'08**Born:** 5-30-84

Palmer made his NFL regular-season debut in '08, playing in three games as late-game reliever for starter Ryan Fitzpatrick ... Had seven completions in 12 attempts for 41 yards, with no TDs and two INTs ... A record-setting passer at Texas-El Paso, he was with Washington in 2007 preseason, after being selected in sixth round of '07 draft by Redskins ... Younger brother of Bengals QB Carson Palmer.

BROTHER ACT: In 2008, Jordan Palmer and Carson Palmer became the first brother QB tandem during the Super Bowl era to be active NFL roster teammates. When Jordan Palmer saw his first action, on Oct. 19 vs. Pittsburgh, he and Carson also became the first brothers to both actually play QB for the same team in the same season. Philadelphia had a brother QB tandem, Ty and Koy Detmer, but though they both were with the Eagles in the 1997 regular season, Koy was never on the active roster, due to an injury. The Palmers are the third brother tandem (regardless of position) to be on the Bengals' active roster in the same regular season. The Bengals careers of RB Archie Griffin and CB Ray Griffin overlapped from 1978-83, while DE Ross Browner and S Jim Browner were both with the Bengals in 1979 and '80.

2008 RECAP: Signed with Bengals as free agent on Jan. 30 ... Played in three of four preseason games, completing six-of-10 passes for 51 yards, with one INT ... Played in regular season in Games 7 and 12-13 ... Was designated third QB on inactive list for Games 1-3 and 5,

and was active-DNP in No. 2 QB role for Games 4, 6, 8-11 and 14-16 ... Made NFL debut Oct. 19 vs. Pittsburgh, completing three of four passes for 11 yards ... On Dec. 7 at Indianapolis, went four-for-six passing for 30 yards, but suffered an INT on game's last play.

2007: Drafted by Washington in sixth round (205th overall) ... With Redskins for the entire preseason, but played only in preseason finale on Aug. 30 at Jacksonville, passing two-for-eight for 10 yards with no TDs and one INT ... Waived on Sept. 1.

COLLEGE: Played four seasons (2003-06) for Texas-El Paso, setting school records for career passing yards (11,084) and TD passes (88) ... Finished career ranked 13th in NCAA Division I annals in TD passes and ranked 19th in passing yards ... Had 851 career completions in 1427 attempts (59.6 percent) ... As a senior in 2006, set UTEP season marks for passing yards (3595), completions (282), completion percentage (65.7) and passer efficiency (149.6 rating) ... Played in 46 games with 42 starts ... Did not play as a redshirt in 2002.

PERSONAL: Hometown is Mission Viejo, Calif. ... Attended Mission Viejo High School, where he passed for 1300 yards and 14 TDs as a senior ... Also participated in basketball and track in high school ... Communications major at UTEP ... Is engaged to be married (fiancé Dottie O'Dell) in summer of 2010 ... Enjoys hunting and fishing.

JORDAN PALMER'S STATISTICS

Passing														
YEAR	TEAM	G-S	ATT	CMP	PCT	YDS	YDS/ATT	TD	TD%	INT	INT%	LG	SKD-YDS	RAT
2007	—													
2008	Cincinnati	3-0	12	7	58.3	41	3.42	0	0.0	2	16.7	13	2-11	25.3
CAREER		3-0	12	7	58.3	41	3.42	0	0.0	2	16.7	13	2-11	25.3

Rushing														
YEAR	TEAM	ATT	YDS	AVG	LG	TD								
2008	Cincinnati	1	4	4.0	4	0								
CAREER		1	4	4.0	4	0								

Receiving														
YEAR	TEAM	NO	YDS	AVG	LG	TD								
2008	Cincinnati	—	—	—	—	—								
CAREER		—	—	—	—	—								

Scoring														
YEAR	TEAM	TD	TD-R	TD-P	TD-RT	2PIC	PTS							
2008	Cincinnati	—	—	—	—	—	—							
CAREER		—	—	—	—	—	—							

*NOTE: Palmer was not with an NFL team during the 2007 regular season.



DOMATA PEKO

Defensive Tackle

94

Ht: 6-3

Wt: 318

4th year in NFL

College: Michigan State

2008 Games-Starts: 16-16

Career Games-Starts: 48-33

Acquired: D4'06

(123rd overall)

Born: 11-27-84

Fourth-round choice from 2006 draft has developed into a mainstay on Bengals' interior line ... Started every game at LDT for the second straight year in '08, and led line in tackles with 108 (ranked third on team) ... One of only five '08 Bengals to start all 16 games, and he has played in every game over his first three seasons ... Also last season, led team in tackles-for-loss (six), and had four QB hurries and three passes defended ... Led line in tackles in eight games, and tied for the lead in two other contests.

2008 HIGHLIGHTS: Signed a Bengals contract extension on June 12 ... Led line in tackles in Games 1-3, with eight tackles in each contest ... Had five tackles and shared sack on Oct. 5 at Dallas ... Led line Oct. 12 at N.Y. Jets with a personal season high of 10 tackles, and his season-best seven solos included stop of RB Leon Washington for a four-yard loss ... On Nov. 2 vs. Jacksonville, tied for line lead with six tackles, including one for a loss ... On Nov. 20 at Pittsburgh, led line with nine tackles, including one tackle-for-loss ... Led line Dec. 7 at Indianapolis with nine tackles, including one for minus yardage ... Led line with nine tackles in shutout win Dec. 21 at Cleveland ... Tied for line lead with six tackles Dec. 28 vs. Kansas City, and had two passes defended.

PREVIOUS SEASONS: 2006—Drafted by Bengals in fourth round (123rd overall) ... Played in every game in D-line rotation, and made one start, Nov. 30 vs. Baltimore, subbing for injured John Thornton ... Peko's 49 tackles included fifth-ranked team total of 2.5 sacks, and he also had a forced fumble ... On Oct. 29 vs. Atlanta, had a season-high seven tackles that included a shared sack of Michael Vick in fourth quarter

... Had his biggest impact game Dec. 24 at Denver, as his six tackles included two sacks, and he added a forced fumble that Bengals recovered, setting up TD drive. **2007**—Logged 65 tackles, including 1.5 sacks, while starting every game at LDT ... On Oct. 21 vs. N.Y. Jets, his fumble recovery on an aborted shotgun snap gave Bengals possession at midfield in fourth quarter, setting up TD drive that extended Cincinnati's lead to 31-23 ... Posted four tackles Oct. 28 vs. Pittsburgh, including a sack when he ran Ben Roethlisberger out of bounds for no gain in third quarter ... Had a season-high eight tackles Dec. 15 at San Francisco, including shared sack when he teamed with Dexter Jackson for seven-yard drop of Shaun Hill in third quarter.

COLLEGE: Played at Michigan State in 2004 and '05, after spending 2002-03 at College of the Canyons (Santa Clarita, Calif.) ... Played as a reserve for MSU in '04, and broke out as a senior, starting every game at LDT ... Posted 53 tackles as a senior, with a sack, two fumble recoveries, a forced fumble and a blocked PAT ... Had one of 2005 college season's most publicized plays, a 74-yard fumble return for a TD vs. Michigan that tied score in fourth quarter before Michigan pulled out 34-31 OT win.

PERSONAL: Hometown is Pago Pago, American Samoa ... Played both offensive and defensive line at Samoana High School ... Married (wife Anna), with a son, Domata Jr. ... Brother, Tupe, played OL at Michigan State and played in NFL with Indianapolis Colts ... Lifelong friend of Bengals DE Jonathan Fanene, who is also from American Samoa ... Sociology major at Michigan State ... His name is pronounced "DOE-mah-tah PECK-o."

DOMATA PEKO'S STATISTICS

YEAR	TEAM	G-S	Defense							Interceptions					Scoring				
			ST	AT	TT	YDS	PD	FF	FR-YDS	NO	YDS	AVG	LG	TD	TD	IntRt	FRrt	S	PTS
2006	Cincinnati	16-1	23	26	49	2.5-19	0	1	0-0	—	—	—	—	—	—	—	—	—	—
2007	Cincinnati	16-16	37	28	65	1.5-3.5	1	0	1-0	—	—	—	—	—	—	—	—	—	—
2008	Cincinnati	16-16	48	60	108	0.5-0.5	3	0	0-0	—	—	—	—	—	—	—	—	—	—
CAREER		48-33	108	114	222	4.5-23	4	1	1-0	—	—	—	—	—	—	—	—	—	—

(continued)

PEKO'S 2008 GAME-BY-GAME DEFENSIVE STATISTICS

DATE	OPPONENT	ST	AT	TT	SKS-YDS	INT-YDS	PD	FF	FR-YDS
9-7	at Baltimore	3	5	8	0-0	0-0	0	0	0-0
9-14	TENNESSEE	4	4	8	0-0	0-0	0	0	0-0
9-21	at N.Y. Giants	2	6	8	0-0	0-0	0	0	0-0
9-28	CLEVELAND	0	5	5	0-0	0-0	0	0	0-0
10-5	at Dallas	1	4	5	0.5-0.5	0-0	0	0	0-0
10-12	at N.Y. Jets	7	3	10	0-0	0-0	0	0	0-0
10-19	PITTSBURGH	1	2	3	0-0	0-0	0	0	0-0
10-26	at Houston	2	5	7	0-0	0-0	0	0	0-0
11-2	JACKSONVILLE	3	3	6	0-0	0-0	0	0	0-0
11-9	—BYE—								
11-16	PHILADELPHIA	1	1	2	0-0	0-0	1	0	0-0
11-20	at Pittsburgh	4	5	9	0-0	0-0	0	0	0-0
11-30	BALTIMORE	3	3	6	0-0	0-0	0	0	0-0
12-7	at Indianapolis	6	3	9	0-0	0-0	0	0	0-0
12-14	WASHINGTON	3	4	7	0-0	0-0	0	0	0-0
12-21	at Cleveland	5	4	9	0-0	0-0	0	0	0-0
12-28	KANSAS CITY	3	3	6	0-0	0-0	2	0	0-0
TOTALS		48	60	108	0.5-0.5	0-0	3	0	0-0

**Ht:** 6-0**Wt:** 186**2nd** year in NFL**College:** Howard**2008 Games-Starts:** 8-0**Career Games-Starts:** 8-0**Acquired:** FA'08**Born:** 6-21-84

Pope heads to his first Bengals training camp in '09, after joining Cincinnati just before the '08 regular season ... Played in seven games for Bengals last year; credited with two special teams tackles ... Owns the relatively rare distinction of having made his NFL debut in a playoff game, as he saw action for 2007 N.Y. Giants in two postseason games during team's run to league championship.

2008 RECAP: Played for Bengals in Games 3, 7-8 and 12-16 ... Opened preseason with N.Y. Giants, and was waived by New York on Aug. 30 ... Was briefly on Giants' practice squad, and signed Sept. 3 to Bengals practice squad ... Signed Sept. 16 to Bengals' 53-player roster and played on special teams (no statistics) on Sept. 21 vs. Giants ... Waived Sept. 23, and re-signed to Bengals practice squad on Sept. 24 ... Signed Oct. 17 to Bengals 53-player roster and had one special teams tackle Oct. 19 vs. Pittsburgh ... Waived Nov. 10, and signed to Bengals practice squad on Nov. 12 ... Re-signed to roster on Nov. 28 ... Inactive for Game 13, and played in Games 12-16 ... One special teams tackle on Dec. 7 at Indianapolis.

2007: Signed with Miami as college free agent on May 3 ... Waived on Sept. 1, and signed Sept. 3 to N.Y. Giants practice squad, where he spent the regular season ... Signed to Giants roster for postseason play on Dec. 31 ... Inactive for NFC Wild Card game and for Super Bowl XLII vs. New England, but played in Divisional playoff on 1-13-08 at Dallas and in NFC Championship Game on 1-20-08 at Green Bay ... Had one tackle on defense at Dallas and one special teams tackle at Green Bay.

COLLEGE: Two-year letterman at Howard (2005-06), after beginning career at Eastern Michigan (2003-04) ... Totaled 79 tackles and four INTs at Howard.

PERSONAL: Hometown is Detroit, Mich. ... Attended University of Detroit Jesuit High School, where he lettered in football, basketball and track ... Advertising major at Howard ... Active in community service, he has made speaking visits to schools and has helped host activities for Special Olympians.

GEOFFREY POPE'S STATISTICS

YEAR	TEAM	G-S	Defense					FR-YDS	Interceptions					Scoring				
			ST	AT	TT	SKS-YDS	PD		NO	YDS	AVG	LG	TD	TD	IntRt	FRRt	S	PTS
2007	N.Y. Giants	0-0				DID NOT PLAY*												
2008	Cincinnati	8-0	0	0	0	0-0	0	0	0-0	—	—	—	—	—	—	—	—	—
CAREER		8-0	0	0	0	0-0	0	0	0-0	—	—	—	—	—	—	—	—	—


YEAR	TEAM	Special Teams								Kickoff Returns						Punt Returns					
		ST	AT	TT	FF	FR-YDS	BP	BFG	BXP	NO	YDS	AVG	FC	LG	TD	NO	YDS	AVG	FC	LG	TD
2008	Cincinnati	2	0	2	0	0-0	0	0	0	—	—	—	—	—	—	—	—	—	—	—	—
CAREER		2	0	2	0	0-0	0	0	0	—	—	—	—	—	—	—	—	—	—	—	—

POSTSEASON

YEAR	TEAM	G-S	Defense								Interceptions						Scoring					
			ST	AT	TT	SKS-YDS	PD	FF	FR-YDS	NO	YDS	AVG	LG	TD	TD	IntRt	FRRt	S	PTS			
2007	N.Y. Giants	2-0	1	0	1	0-0	0	0	0-0	—	—	—	—	—	—	—	—	—	—	—	—	—
CAREER		2-0	1	0	1	0-0	0	0	0-0	—	—	—	—	—	—	—	—	—	—	—	—	—

YEAR	TEAM	G-S	Special Teams								Kickoff Returns						Punt Returns					
			ST	AT	TT	FF	FR-YDS	BP	BFG	BXP	NO	YDS	AVG	FC	LG	TD	NO	YDS	AVG	FC	LG	TD
2007	N.Y. Giants	1	0	1	0	0-0	0	0	0	0	—	—	—	—	—	—	—	—	—	—	—	—
CAREER		1	0	1	0	0-0	0	0	0	0	—	—	—	—	—	—	—	—	—	—	—	—

*NOTE: Pope was on the practice squad for 16 regular-season games with the N.Y. Giants in 2007.



MAURICE PURIFY

Wide Receiver

14

Ht: 6-3

Wt: 226

1st year in NFL*

College: Nebraska

2008 Games-Starts: 0-0

Career Games-Starts: 0-0

Acquired: CFA'08

Born: 1-17-86

Former Nebraska standout looks for his first regular-season action in '09, after spending most of his rookie season on Bengals practice squad ... Signed to 2009 offseason roster on 12-29-08.

2008 RECAP: Signed with Bengals on May 8 as a college free agent, after participating as a tryout player in team's rookie minicamp ... Played in all four preseason games and totaled three catches for 25 yards ... Waived on Aug. 30, and signed Aug. 31 to Bengals practice squad ... Released on Sept. 23, and re-signed Oct. 22 to practice squad, where he finished the season.

COLLEGE: Left his mark on Nebraska's offensive record book, despite playing just two seasons (2006-07) after transferring from junior college ranks ... Became the first Husker to record three straight 100-yard games, and his 16 TD catches ranked second in NU annals ...

Named as team's offensive MVP in 2007, when he caught 57-for-814 with nine TDs ... Twice tied school record with three TDs in a game ... Played in 2004-05 at City College of San Francisco, where he earned All-America honors as a sophomore (68 catches for 1318 yards and 19 TDs).

PERSONAL: Hometown is Eureka, Calif. ... Attended Eureka High School ... Criminal justice major at Nebraska ... Volunteered time at NU as an American Education Week speaker, and as part of team's hospital visitors.

*NOTE: Purify did not earn an accrued year of experience toward NFL free agency in 2008 because he was not on an NFL 53-player roster, a Reserve/Injured list or a Reserve/Physically Unable to Perform list for the required minimum of six games. He is designated a first-year player in 2009.

PARRISH HITS PAYDIRT

The only Bengals player ever to score two touchdowns in a game on returns and/or recoveries is **Lemar Parrish** — and he did it three times.

Parrish, a Bengals cornerback and kick returner from 1970-77, scored two TDs on Nov. 8, 1970 at Buffalo (95-yard kickoff return and 83-yard return of a blocked FG attempt); on Dec. 17, 1972 at Houston (25-yard interception return and 33-yard interception return); and on Oct. 6, 1974 vs. Washington (90-yard punt return and 47-yard fumble return).



KEITH RIVERS

Linebacker

55

Ht: 6-2
Wt: 240
2nd year in NFL

College: Southern California
2008 Games-Starts: 7-7
Career Games-Starts: 7-7

Acquired: D1'08
(9th overall)
Born: 5-5-86

Bengals' first-round draft pick in 2008, Rivers is seen as a key cog in continuing improvement by the defense ... Had a shortened but successful rookie season ... Earned starting WLB job out of preseason, and his 50 tackles through Week 7 ranked second on the team ... However, Rivers was sidelined for the final nine games due to jaw fracture suffered in Week 7 vs. Pittsburgh ... Also in '08, had one INT, with a 39-yard return, and a forced fumble ... Recovered from the jaw fracture in time for all 2009 offseason activities.

2008 PARTICIPATION: Drafted by Bengals in first round (ninth overall) ... Signed Aug. 5 after missing first week of training camp due to contract negotiations ... Started Games 1-7, but suffered jaw fracture on third scrimmage play of Game 7, Oct. 19 vs. Pittsburgh ... Sustained the injury in collision with Steelers WR Hines Ward ... Was placed on Reserve/Injured list on Oct. 21.

2008 HIGHLIGHTS: Opened pro career with a pair of 11-tackle games, leading team in NFL debut Sept. 7 at Baltimore, and including two tackles-for-loss on Sept. 14 vs. Tennessee ... Had another 11-tackle effort on Sept. 28 vs. Cleveland, leading team in solos (nine) ... On Oct. 5 at Dallas, led LBs in tackles (eight), forced a fumble and recorded his first INT ... Late in third quarter at Dallas, with Bengals trailing 17-13, Rivers

forced a Marion Barber fumble (Cowboys recovered), and two plays later Rivers picked off Tony Romo pass and returned it 39 yards to Dallas' 41, setting up FG drive ... Posted four tackles and one special teams tackle Oct. 12 at N.Y. Jets.

COLLEGE: Played four seasons (2004-07) at USC, capped by earning first-team All-America honors in 2007 from *Sports Illustrated* and *Pro Football Weekly* ... Played 49 games with 36 starts, and helped USC to a 47-5 record over his four seasons ... As a senior, finished second in tackles (78) on a defense that ranked second in nation in fewest points allowed (16.0 avg.) and fewest yards allowed (273.2 avg.) ... Played in all 13 games as a freshman for 2004 club that claimed national championship with a 55-19 dismantling of Oklahoma in FedEx Orange Bowl ... Career totals included 240 tackles, 5.5 sacks, 18.5 tackles-for-loss, six fumble recoveries, five forced fumbles and two INTs.

PERSONAL: Hometown is Lake Mary, Fla. ... Attended Lake Mary High School, where his multiple All-America football honors included nods from *USA Today* and *Parade* ... Named Gatorade Florida Football Player of the Year as a senior ... Born in Riverside, Calif., and lived in nearby San Bernardino for eight years before his family moved to Florida ... Majored in public policy, management and planning at Southern Cal.

KEITH RIVERS' STATISTICS

		Defense								Interceptions					Scoring				
		G-S	ST	AT	TT	SKS-YDS	PD	FF	FR-YDS	NO	YDS	AVG	LG	TD	TD	IntRt	FRrt	S	PTS
2008	Cincinnati	7-7	31	19	50	0-0	1	1	0-0	1	39	39.0	39	0	—	—	—	—	—
CAREER		7-7	31	19	50	0-0	1	1	0-0	1	39	39.0	39	0	—	—	—	—	—

		Special Teams								Kickoff Returns					Punt Returns				
		ST	AT	TT	FF	FR-YDS	BP	BFG	BXP	NO	YDS	AVG	FC	LG	TD	NO	YDS	AVG	FC
2008	Cincinnati	1	0	1	0	0-0	0	0	0	—	—	—	—	—	—	—	—	—	—
CAREER		1	0	1	0	0-0	0	0	0	—	—	—	—	—	—	—	—	—	—

100 X 3 = TEAM FIRST

The Bengals' 27-10 win over Oakland on Dec. 10, 2006 at Paul Brown Stadium was the team's only game ever with a 100-yard rusher (**Rudi Johnson**, 117 yards) and two 100-yard receivers (**T.J. Houshmandzadeh**, 118; **Chad Ochocinco**, 101).

— RIVERS' 2008 GAME-BY-GAME DEFENSIVE STATISTICS —

DATE	OPPONENT	ST	AT	TT	SKS-YDS	INT-YDS	PD	FF	FR-YDS
9-7	at Baltimore	7	4	11	0-0	0-0	0	0	0-0
9-14	TENNESSEE	5	6	11	0-0	0-0	0	0	0-0
9-21	at N.Y. Giants	2	3	5	0-0	0-0	0	0	0-0
9-28	CLEVELAND	9	2	11	0-0	0-0	0	0	0-0
10-5	at Dallas	5	3	8	0-0	1-39	1	1	0-0
10-12	at N.Y. Jets	3	1	4	0-0	0-0	0	0	0-0
10-19	PITTSBURGH	0	0	0	0-0	0-0	0	0	0-0
10-26	at Houston				RESERVE / INJURED				
11-2	JACKSONVILLE				RESERVE / INJURED				
11-9	—BYE—								
11-16	PHILADELPHIA				RESERVE / INJURED				
11-20	at Pittsburgh				RESERVE / INJURED				
11-30	BALTIMORE				RESERVE / INJURED				
12-7	at Indianapolis				RESERVE / INJURED				
12-14	WASHINGTON				RESERVE / INJURED				
12-21	at Cleveland				RESERVE / INJURED				
12-28	KANSAS CITY				RESERVE / INJURED				
TOTALS		31	19	50	0-0	1-39	1	1	0-0



DENNIS ROLAND

Offensive Tackle

74

Ht: 6-9

Wt: 325

2nd year in NFL

College: Georgia

2008 Games-Starts: 2-1

Career Games-Starts: 2-1

Acquired: FA'08

Born: 3-10-83

Roland spent most of last season on Bengals practice squad, but played in the last two games ... Replaced injured Stacy Andrews as starting ROT in season finale, which Bengals won vs. Kansas City with 204 rushing yards ... The two games marked the first regular-season action for Roland, who first entered NFL as a college free agent in 2006.

2008 RECAP: Signed Jan. 8 to Tampa Bay's offseason roster ... Played in all four Bucs preseason games ... Waived by Bucs on Aug. 30, and signed Sept. 3 to Bengals practice squad ... Released from practice squad on Sept. 11 ... Not with Bengals for Game 2, Sept. 14 vs. Tennessee, but re-signed to practice squad on Sept. 16 ... Signed to Bengals 53-player roster on Nov. 19 ... Was active-DNP for Games 11-14 ... Made his NFL debut on Dec. 21 at Cleveland, subbing in fourth quarter for injured Stacy Andrews at ROT... Started in place of Andrews on Dec. 28 vs. Kansas City, and in the victory, he aided season-best totals of 204 rushing yards and 37:39 possession time.

PREVIOUS SEASONS: 2006—Signed by Dallas as college free agent on May 4 ... Waived on Sept. 2, and signed Sept. 3 to Tampa Bay practice squad, where he spent the full season. **2007**—Opened training camp with Tampa Bay ... Waived on Sept. 1, and signed Sept. 2 to Bucs practice squad ... Signed to Bucs' 53-player roster on Oct. 3, and was a game-day inactive on Oct.

7 at Indianapolis and Oct. 14 vs. Tennessee ... Waived by Tampa Bay on Oct. 20, and re-signed on Oct. 24, to Bucs practice squad, where he finished the season ... Released from Tampa Bay's practice squad on Jan. 1.

COLLEGE: Played all 25 games and started 24 over his final two seasons at Georgia ... Named SEC Offensive Lineman of the Week for his play as a senior vs. South Carolina ... Started the SEC Championship Game and the Capital One Bowl as a sophomore.

PERSONAL: Hometown is Bolivar, Mo. ... Attended Bolivar High School, where he earned All-Central Ozark Conference honors on offense and defense ... Also lettered in basketball as a junior ... Married (wife Kristy), with a son, Hayden ... Earned sociology degree from Georgia ... Has worked with underprivileged youth at Gatorade Junior Training Camp ... Hobbies include golfing, fishing and reading.

DENNIS ROLAND'S STATISTICS

YEAR	TEAM	GAMES	STARTS
2006	Tampa Bay.....	DID NOT PLAY*
2007	Tampa Bay.....	DID NOT PLAY*
2008	Cincinnati.....	2	1
CAREER		2	1

*NOTE: Roland was on the practice squad for 16 games with Tampa Bay in 2006. In 2007, he was on the Bucs' practice squad for 13 regular-season games and inactive for two regular-season games. He was not with Tampa Bay for its 2007 Wild Card playoff game.



FROSTEE RUCKER

Defensive End

92

Ht: 6-3

Wt: 285

4th year in NFL

College: Southern California

2008 Games-Starts: 11-4

Career Games-Starts: 16-4

Acquired: D3'06

(91st overall)

Born: 9-14-83

Third-round pick from Bengals' 2006 draft had his most productive year in '08, but still seeks his first season free of time lost to injuries ... Played in career-high 11 games last year, with four starts, but missed the last five contests with hamstring strain ... Had 35 tackles, including one sack, a fumble recovery, four QB hurries, and four tackles-for-loss ... Tied for team lead in forced fumbles (two), and has five fumble plays (three forced, two recovered) in just 16 career games.

2008 PARTICIPATION: Played in Games 1-11 ... Started at RDE in Games 1-2 and 10-11, replacing injured Antwan Odom ... Suffered season-ending hamstring injury in first quarter of Game 11, Nov. 20 at Pittsburgh, and was placed on Reserve/Injured list on Nov. 24.

2008 HIGHLIGHTS: Made first NFL start Sept. 7 at Baltimore, and less than a minute into game, he forced a fumble by TE Todd Heap, Bengals recovering at Ravens' 33 ... Had six total tackles at Baltimore, including two for losses ... Had seven tackles (one for-loss) on Sept. 14 vs. Tennessee ... Recorded four tackles Oct. 5 at Dallas, and set up FG drive by forcing Tony Romo fumble that Bengals recovered at Cowboys' 44 ... Had four tackles Oct. 12 at N.Y. Jets, including a seven-yard sack on third down against Brett Favre, forcing a punt ... On Nov. 16 vs. Philadelphia, scooped a Donovan McNabb fumble and returned six yards to Eagles' one in first quarter, setting up a Bengals FG ... Also vs. Philadelphia, logged three tackles and two QB hurries ... Made one tackle before suffering hamstring injury Nov. 20 at Pittsburgh.

PREVIOUS SEASONS: 2006—Drafted by Bengals

in third round (91st overall) ... Suffered shoulder injury in preseason opener, Aug. 13 vs. Washington, and missed preseason Games 2-3 before returning to action in preseason finale ... Inactive for Games 1-3 of regular season ... Suffered reaggravation of the shoulder injury on Sept. 13, first practice day prior to Game 2, and was placed Sept. 27 on Reserve/Injured list. **2007**—Saw action in five games, with 10 tackles, a forced fumble and a fumble recovery ... Inactive for Games 1-3 due to hamstring injury suffered in preseason ... Played in Games 4-5, 8-9 and 16 ... Active-DNP for Game 6, and inactive for Games 7 and 10-15 ... On Oct. 14 at Kansas City, his recovery of a Jeff Webb fumble at Bengals' 48 set up a third-quarter FG ... In win Nov. 11 at Baltimore, had four tackles, and forced a Willis McGahee fumble that Bengals recovered, setting up fourth-quarter FG ... In win Dec. 30 at Miami, had four tackles, including two for losses.

COLLEGE: Played three seasons (2003-05) at USC, aiding national championship seasons in '03 and '04, and helping Trojans to a third national title game appearance in '05 ... Voted co-winner in 2005 of USC's Most Inspirational Player award ... Played 39 games with 30 starts, totaling 111 tackles, 10.5 sacks, 25.5 tackles-for-loss, two interceptions, four forced fumbles and four fumble recoveries ... First-team All-Pac 10 in 2005 ... Began his career at Colorado State in 2001, but did not play as a redshirt that season and sat out '02 after transferring to USC.

PERSONAL: Hometown is Tustin, Calif. ... Attended Tustin High School, where he played RB and LB and was named All-Golden West League MVP as a senior in 2000 ... Sociology major at USC.

FROSTEE RUCKER'S STATISTICS

YEAR	TEAM	G-S	Defense							Interceptions				Scoring			
			ST	AT	TT	SKS-YDS	PD	FF	FR-YDS	NO	YDS	AVG	LG	TD	TD	IntRt	FRrt
2006	Cincinnati	0-0				DID NOT PLAY*											
2007	Cincinnati	5-0	7	3	10	0-0	0	1	1-0	—	—	—	—	—	—	—	—
2008	Cincinnati	11-4	22	13	35	1-7	1	2	1-6	—	—	—	—	—	—	—	—
CAREER		16-4	29	16	45	1-7	1	3	2-6	—	—	—	—	—	—	—	—

*NOTE: Rucker was inactive for three games and was on the Reserve/Injured list for 13 games with Cincinnati in 2006.

RUCKER'S 2008 GAME-BY-GAME DEFENSIVE STATISTICS

DATE	OPPONENT	ST	AT	TT	SKS-YDS	INT-YDS	PD	FF	FR-YDS
9-7	at Baltimore	5	1	6	0-0	0-0	0	1	0-0
9-14	TENNESSEE	4	3	7	0-0	0-0	0	0	0-0
9-21	at N.Y. Giants	2	1	3	0-0	0-0	0	0	0-0
9-28	CLEVELAND	1	2	3	0-0	0-0	0	0	0-0
10-5	at Dallas	3	1	4	0-0	0-0	0	1	0-0
10-12	at N.Y. Jets	2	2	4	1-7	0-0	0	0	0-0
10-19	PITTSBURGH	0	1	1	0-0	0-0	1	0	0-0
10-26	at Houston	1	1	2	0-0	0-0	0	0	0-0
11-2	JACKSONVILLE	1	0	1	0-0	0-0	0	0	0-0
11-9	—BYE—								
11-16	PHILADELPHIA	3	0	3	0-0	0-0	0	0	1-6
11-20	at Pittsburgh	0	1	1	0-0	0-0	0	0	0-0
11-30	BALTIMORE				RESERVE / INJURED				
12-7	at Indianapolis				RESERVE / INJURED				
12-14	WASHINGTON				RESERVE / INJURED				
12-21	at Cleveland				RESERVE / INJURED				
12-28	KANSAS CITY				RESERVE / INJURED				
TOTALS		22	13	35	1-7	0-0	1	2	1-6



Ht: 5-11

Wt: 248

3rd year in NFL*

College: Oklahoma

2008 Games-Starts: 0-0

Career Games-Starts: 2-0

Acquired: FA'08

Born: 6-19-84

Runnels looks for his first Bengals action in '09 after closing last season on Bengals practice squad ... Signed 12-29-08 to Cincinnati's 2009 offseason roster ... Has two games of NFL experience, both in 2006 with Chicago.

2008 RECAP: Waived by Chicago on July 24 ... Signed by Tampa Bay on Aug. 16, was DNP for one pre-season game, and waived by Bucs on Aug. 20 ... Signed Oct. 29 to Bengals practice squad, and was released on Nov. 11 ... Re-signed Nov. 26 to Bengals practice squad, where he finished the season.

PREVIOUS SEASONS: 2006—Drafted by Chicago in sixth round (195th overall) ... Spent full season and three postseason games (including Super Bowl XLI) on Bears roster ... Played in two games, Sept. 17 vs. Detroit and Dec. 31 vs. Green Bay (no statistics) ... Game-day inactive for Games 1 and 3-15 and in postseason. **2007**—Suffered knee injury in Bears' June workouts and spent the season on Reserve/Injured list.

COLLEGE: Four-year letter winner at Oklahoma

(2002-05), and a first-team All-Big 12 selection as a senior ... Played 53 games with 20 starts ... Posted 51 career receptions for 450 yards (8.8 avg.), with six TDs.

PERSONAL: Hometown is Midwest City, Okla. ... Attended Carl Albert High School, where he helped lead football team to four Class 5A state championships ... Sociology major at Oklahoma ... Offseason residence is Scottsdale, Ariz. ... Married (wife Ashley), with a son, James Douglas III ... Received OU's Don Key Award, presented each year to a football senior who exhibits "extraordinary character, work ethic and dedication" ... Is a regular volunteer at the Children's Hospital oncology ward in Oklahoma City ... Hobbies include playing golf and PlayStation®3 ... Full name is James Douglas Runnels Jr.

*NOTE: Runnels did not earn an accrued year of experience toward NFL free agency in 2008 because he was not on an NFL 53-player roster, a Reserve/Injured list or a Reserve/Physically Unable to Perform list for the required minimum of six games. He is designated a third-year player in 2009.

J.D. RUNNELS' STATISTICS

YEAR	TEAM	G-S	Rushing					Receiving					Scoring					
			ATT	YDS	AVG	LG	TD	NO	YDS	AVG	LG	TD	TD	TD-R	TD-P	TD-RT	2-PIC	PTS
2006	Chicago	2-0	0	0	—	—	0	—	—	—	—	—	—	—	—	—	—	—
2007	Chicago	0-0		DID NOT PLAY**				DID NOT PLAY**						DID NOT PLAY**				
2008	Cincinnati	0-0		DID NOT PLAY**				DID NOT PLAY**						DID NOT PLAY**				
CAREER		2-0	0	0	—	—	0	—	—	—	—	—	—	—	—	—	—	—

(continued)

(J.D. Runnels, cont'd)

— POSTSEASON —

YEAR	TEAM	G-S	Rushing					Receiving					Scoring				
			ATT	YDS	AVG	LG	TD	NO	YDS	AVG	LG	TD	TD-R	TD-P	TD-RT	2-PTC	PTS
2006	Chicago	0-0		DID NOT PLAY**					DID NOT PLAY**					DID NOT PLAY**			
CAREER		0-0	0	0	—	—	0	—	—	—	—	—	—	—	—	—	—

**NOTE: Runnels was inactive for three postseason games with Chicago in 2006. In 2007, he was on the Reserve/Injured list for 16 regular-season games with Chicago. In 2008, he was on the practice squad for six games with Cincinnati.

**BRAD ST. LOUIS****Long Snapper/Tight End****48****Ht:** 6-3**Wt:** 243**10th** year in NFL**College:** Southwest Missouri State**2008 Games-Starts:** 16-0**Career Games-Starts:** 139-0**Acquired:** D7'00

(210th overall)

Born: 8-19-76

The first drafted long-snapping specialist in Bengals history (seventh round in 2000), St. Louis returns for his 10th season in '09 ... Has performed as team's primary snapper for both punts and placekicks ... Has helped K Shayne Graham set numerous club accuracy records ... Solid player on kick coverage, with 41 career tackles, and had a career-best nine stops last season ... Leads current roster in career Bengals games played (139) ... His only missed games since 2000 were the last five contests of '01, when he was sidelined by a groin muscle tear.

2008 RECAP: Had no unplayable snaps among 144 on the season, including 43 for placekicks and club-record 101 punt snaps ... His nine special teams tackles ranked fourth on team, and included seven solo stops.

PREVIOUS SEASONS: 2000—Drafted by Bengals in seventh round (210th overall) ... Had no unplayable snaps on 94 punts and only one errant snap (bounced to holder) on 42 placekicks ... Ranked second on team in total special teams snaps (270) ... Ranked eighth in special teams tackles (seven). **2001—**Snapped for first 11 games, but suffered groin muscle tear in practice Dec. 5 and was placed on Reserve/Injured list the next day ... Had six special teams tackles, sixth-best on the team at the time of his injury ... Saw action as TE in team's goal-line package in fourth quarter on Oct. 28 at Detroit, aiding on Corey Dillon one-yard TD run ... Saw playing time at tight end Dec. 2 vs. Tampa Bay. **2002—**Helped K Neil Rackers post an 83.3% accuracy rate on field goals (15-of-18) ... St. Louis' 212 total special teams snaps were only four behind team-leader Nick Luchey's 216 ... Ranked eighth on team with eight special teams tackles. **2003—**Had no unplayable snaps in 142 tries (77 on punts and 65 on placekicks) ...

Had seven special teams tackles, ranking eighth on the team ... Led special teams in tackles (two) on Sept. 21 vs. Pittsburgh and Sept. 28 at Cleveland. **2004—**Had career-high 156 long snaps (84 on punts and 72 on placekicks), with no unplayable deliveries ... Had four special teams tackles. **2005—**Played in Games 1-16, and in Wild Card playoff vs. Pittsburgh ... Had two special teams tackles. **2006—**Helped K Shayne Graham qualify among NFL's all-time leaders in FG accuracy ... His errant snap on Dec. 24 PAT try at Denver was only the second unplayable snap of his pro career ... Had one special teams tackle. **2007—**Played in every game, snapping for 130 kicks (71 placekicks and 59 punts) with no errant deliveries.

COLLEGE: Earned three-time All-Gateway Conference honors for Division I-AA Southwest Missouri State ... Finished third on the team with 32 receptions for 371 yards and four TDs as a senior ... Closed his career with TD catches of 19 and five yards Nov. 20 vs. Indiana State ... Had 26 receptions for 282 yards as a junior, and 30 catches for 349 yards with three TDs as a sophomore.

PERSONAL: Hometown is Belton, Mo. ... Born in Waverly, Mo. ... Attended Belton High School, where he played receiver and was also named his team's lineman of the year as a junior ... Won Missouri state championship as a heavyweight prep wrestler, and also competed in track and tennis ... Holds B.S. degree in dietetics from Southwest Missouri State ... Offseason residence is Hebron, Ky. ... Married (wife Michelle) with two sons, Lance and Kellen ... Father, Mike, played guard for the B.C. Lions of the Canadian Football League in 1967-68 ... Full name is Brad Allen St. Louis.

BRAD ST. LOUIS' STATISTICS

YEAR TEAM	G-S	Special Teams									Kickoff Returns						Punt Returns					
		ST	AT	TT	FF	YDS	BP	BFG	BXP		NO	YDS	AVG	FC	LG	TD	NO	FC	YDS	AVG	LG	TD
2000 Cincinnati	16-0	4	0	4	0	0-0	0	0	0		—	—	—	—	—	—	—	—	—	—	—	—
2001 Cincinnati	11-0	6	0	6	0	0-0	0	0	0		—	—	—	—	—	—	—	—	—	—	—	—
2002 Cincinnati	16-0	8	0	8	0	0-0	0	0	0		—	—	—	—	—	—	—	—	—	—	—	—
2003 Cincinnati	16-0	6	1	7	0	0-0	0	0	0		—	—	—	—	—	—	—	—	—	—	—	—
2004 Cincinnati	16-0	4	0	4	0	0-0	0	0	0		—	—	—	—	—	—	—	—	—	—	—	—
2005 Cincinnati	16-0	2	0	2	0	0-0	0	0	0		—	—	—	—	—	—	—	—	—	—	—	—
2006 Cincinnati	16-0	0	1	1	0	0-0	0	0	0		—	—	—	—	—	—	—	—	—	—	—	—
2007 Cincinnati	16-0	0	0	0	0	0-0	0	0	0		—	—	—	—	—	—	—	—	—	—	—	—
2008 Cincinnati	16-0	7	2	9	0	0-0	0	0	0		—	—	—	—	—	—	—	—	—	—	—	—
CAREER	139-0	37	4	41	0	0-0	0	0	0		—	—	—	—	—	—	—	—	—	—	—	—

— POSTSEASON —

YEAR TEAM	G-S	Special Teams									Kickoff Returns						Punt Returns					
		ST	AT	TT	FF	YDS	BP	BFG	BXP		NO	YDS	AVG	FC	LG	TD	NO	FC	YDS	AVG	LG	TD
2005 Cincinnati	1-0	0	0	0	0	0-0	0	0	0		—	—	—	—	—	—	—	—	—	—	—	—
CAREER	1-0	0	0	0	0	0-0	0	0	0		—	—	—	—	—	—	—	—	—	—	—	—



DAN SANTUCCI

Center

Ht: 6-4

Wt: 304

3rd year in NFL

College: Notre Dame

2008 Games-Starts: 0-0

Career Games-Starts: 2-0

Acquired: PS(Ind.)'07

Born: 9-6-83

Third-year pro looks to jump into competition for playing time at center, after missing all of last season due to an ankle injury ... Was on the roster for all 16 games as a rookie, and played in two games ... Agile player who began his Notre Dame career as a defensive lineman.

2008 RECAP: Played in Bengals' preseason opener Aug. 11 at Green Bay, but suffered a high ankle sprain and missed the last three preseason games ... Placed Aug. 31 on Reserve/Injured list, where he spent entire 2008 season.

2007: Drafted by Bengals in seventh round (230th overall) ... Signed on July 26, and played in all four of Cincinnati's preseason games ... Waived on Sept. 2, and signed Sept. 3 to Indianapolis Colts practice squad ... Signed Sept. 7 from Colts practice squad to Bengals 53-player roster ... Played on special teams for Bengals in Games 2-3, making his NFL debut on Sept. 16 at Cleveland ... Inactive for 10 games and was active-DNP for the other four games.

COLLEGE: Played four seasons (2003-06) at Notre


Dame, following a redshirt year in 2002 ... Started every game as a junior and senior, helping lead Irish to 9-3 record in 2005 season (including Fiesta Bowl), and to 10-3 mark in '06 (including Sugar Bowl) ... Played 48 games, with 26 starts.

PERSONAL: Hometown is Harwood Heights, Ill. ... Played DE and TE at St. Patrick High School in Chicago, where he was honorable mention all-state as a senior ... Married (wife Meredith) ... Graduated from Notre Dame with a 3.36 grade point average and a degree in marketing ... Recipient of the Knute Rockne Student-Athlete Award as a Notre Dame senior ... Last name is pronounced "san-TOO-chee."

DAN SANTUCCI'S STATISTICS

YEAR	TEAM	GAMES	STARTS
2007	Cincinnati	2	0
2008	Cincinnati	DID NOT PLAY*	
CAREER		2	0

*NOTE: Santucci was on the Reserve/Injured list for 16 games with Cincinnati in 2008.



JASON SHIRLEY

Defensive Tackle

97

Ht: 6-5
Wt: 338
2nd year in NFL

College: Fresno State
2008 Games-Starts: 3-0
Career Games-Starts: 3-0

Acquired: D5'08
(145th overall)
Born: 9-30-85

Bengals' fifth-round draft pick in '08 still has the 'project' tag, but has potential as a dominating interior lineman ... Was on the roster all season as a rookie, playing in three games (with four tackles) ... Has the size and strength to handle double-team blocks and clog the middle.

2008 RECAP: Drafted by Bengals in fifth round (145th overall) ... Signed July 15 ... Played in all four preseason games, posting seven tackles and one sack ... Played in Games 12-14 ... Game-day inactive Games 1-10 and 16 ... Active-DNP for Games 11 and 15 ... Made NFL debut Nov. 30 vs. Baltimore and had two tackles ... Recorded two tackles on Dec. 7 at

Indianapolis (one for loss).

COLLEGE: Played four seasons (2004-07) at Fresno State ... Played 12 games in 2006, with 20 tackles, two sacks, 4.5 tackles-for-loss and three blocked kicks ... Redshirted in 2003; did not play.

PERSONAL: Hometown is Fontana, Calif. ... Finished his prep career at Kaiser High School, where as a senior he helped lead team to a 13-0-1 record and the Division III state title ... Prior to attending Kaiser High School, he spent his first three seasons at A.B. Miller High ... African-American studies major at Fresno State.

JASON SHIRLEY'S STATISTICS

YEAR	TEAM	G-S	Defense							Interceptions					Scoring			
			ST	AT	TT	YDS	PD	FF	FR-YDS	NO	YDS	AVG	LG	TD	TD	IntRt	FRRt	S PTS
2008	Cincinnati	3-0	2	2	4	0-0	0	0	0-0	—	—	—	—	—	—	—	—	—
CAREER		3-0	2	2	4	0-0	0	0	0-0	—	—	—	—	—	—	—	—	—

BLANKING THE BROWNS

The 14-0 Bengals win at Cleveland last Dec. 21 was the ninth shutout in Cincinnati franchise history, and the last three of those nine have come on the road against the Browns. Coach **Sam Wyche's** Bengals posted a 21-0 win at the old Cleveland Stadium on Dec. 3, 1989, and **Marvin Lewis** directed his first shutout in the Nov. 26, 2006 game at Cleveland. The 30-0 score in 2006 produced the largest winning margin for a Lewis-coached Bengals team.

Here's a list of the nine shutout victories in Bengals history:

DATE	OPPONENT	SCORE	BENGALS COACH
11-28-71	SAN DIEGO	31-0	Paul Brown
12-2-73	MINNESOTA	27-0	Paul Brown
9-28-75	@New Orleans	21-0	Paul Brown
12-7-75	@Philadelphia	31-0	Paul Brown
10-10-76	TAMPA BAY	21-0	Bill Johnson
10-19-80	MINNESOTA	14-0	Forrest Gregg
12-3-89	@Cleveland	21-0	Sam Wyche
11-26-06	@Cleveland	30-0	Marvin Lewis
12-14-08	@Cleveland	14-0	Marvin Lewis



JEROME SIMPSON

Wide Receiver

89

Ht: 6-2**Wt:** 195**2nd** year in NFL**College:** Coastal Carolina**2008 Games-Starts:** 6-1**Career Games-Starts:** 6-1**Acquired:** D2'08

(46th overall)

Born: 2-4-86

A dominant college player at the FCS level, Simpson looks for increased playing time in '09 ... Second-round draft spent all of his rookie season on the roster, playing in six games, with one catch ... Scored 44 TDs in his 45 games at Coastal Carolina, demonstrating ability to make the spectacular catch ... Set Big South records for TDs and receiving yards (2720) ... Has 44-inch vertical leap, and had the biggest hands (11 inches) of all receivers in the '08 draft.

2008 RECAP: Drafted by Bengals in second round (46th overall) ... Signed July 27 ... Played in all four preseason games, leading team in receptions (11), receiving yards (157) and yards from scrimmage (157) ... Played Games 1-2, 4, 7, and 12-13 ... Active-did not play for Games 11 and 16 ... Game-day inactive for other eight contests ... Not medically cleared for Games 8-10 due to ankle injury suffered in Game 7 ... In Game 7, Oct. 19 vs. Pittsburgh, had one catch for two yards and an eight-yard KOR.

COLLEGE: Played four seasons (2004-07) at Coastal Carolina, with 44 catches for 2720 yards (16.9 avg.) ... Set Big South season records in 2006 with 1077 receiving yards and 16 TDs ... Helped his team compile a 28-6 record in his first three seasons, before personnel losses at QB slowed the passing attack in a 5-6 senior season ... Was Big South Freshman of the Year in 2004.

PERSONAL: Hometown is Reidsville, N.C. ... Earned Class AA all-state honors as a senior at Reidsville High School, and was runner-up for state's Mr. Football Award ... Led prep team to consecutive state championships, and as a senior, his title-game performance included championship-round record 13 catches for 133 yards, plus throwing a 62-yard TD pass ... As a prep senior, led basketball team to its first state title, earning MVP honors in championship game ... Computer technology major at Coastal Carolina ... Starred in track as well as football in college, setting school records in high jump and long jump.

JEROME SIMPSON'S STATISTICS

		Receiving						Rushing					Scoring					
YEAR	TEAM	G-S	ATT	YDS	AVG	LG	TD	NO	YDS	AVG	LG	TD	TD	TD-R	TD-P	TD-RT	2-PIC	PTS
2008	Cincinnati	6-1	1	2	2.0	2	0	—	—	—	—	—	—	—	—	—	—	—
CAREER		6-1	1	2	2.0	2	0	—	—	—	—	—	—	—	—	—	—	—

		Special Teams								Kickoff Returns						Punt Returns					
		FR-																			
YEAR	TEAM	ST	AT	TT	FF	YDS	BP	BFG	BXP	NO	YDS	AVG	FC	LG	TD	NO	YDS	AVG	FC	LG	TD
2008	Cincinnati	—	—	—	—	—	—	—	—	1	8	8.0	0	8	0	—	—	—	—	—	—
CAREER		—	—	—	—	—	—	—	—	1	8	8.0	0	8	0	—	—	—	—	—	—

UNDER MARVIN LEWIS, THE BENGALS ARE...

27-20-1 ...at home

19-29-0 ...on the road

30-18-1 ...when scoring first

16-31-0 ...when opponent scores first

8-8-1 ...in games decided by three points or fewer

22-20-1 ...in games decided by seven points or fewer

35-11-1 ...when leading at halftime

4-1-0 ...when tied at halftime

7-37-0 ...when trailing at halftime

38-6-1 ...when leading after three quarters

2-2-0 ...when tied after three quarters

6-41-0 ...when trailing after three quarters

30-17-0 ...when rushing for 100 net yards

26-8-1 ...when opponent rushes for less than 100 net yards

32-5-1 ...with plus turnover differential

9-13-0 ...with even turnover differential

5-31-0 ...with minus turnover differential

16-15-0 ...when passing for 250 net yards

15-16-1 ...when opponent passes for 250 net yards

37-18-0 ...when scoring 20 points or more

17-44-0 ...when opponent scores 20 points or more

44-46-1 ...when game is outdoors (open-air/open retractable roof)

2-3-0 ...when game is inside (dome/closed retractable roof)

19-19-0 ...on natural grass

27-30-1 ...on synthetic surface

28-25-1 ...with fewer penalty yards



PAT SIMS

Defensive Tackle

90

Ht: 6-2

Wt: 325

2nd year in NFL

College: Auburn

2008 Games-Starts: 11-6

Career Games-Starts: 11-6

Acquired: D3a'08

(77th overall)

Born: 11-29-85

Powerful player on the interior front line, Sims showed considerable promise during his rookie season ... Got off to slow start due to injury, but played in the last 11 games, starting six of the last seven contests ... Had 50 tackles, including three for losses ... Recorded one sack and five QB hurries.

2008 PARTICIPATION: Drafted by Bengals in third round (77th overall) ... Signed July 27 ... Was a game-day inactive for Games 1-5, due in part to a preseason turf toe injury suffered Aug. 17 vs. Detroit ... Did not return to full practice participation until the week of Game 3 ... Played in Games 6-16, with starts at RDT in Games 10-12 and 14-16.

2008 HIGHLIGHTS: Made NFL debut Oct. 12 at N.Y. Jets and posted seven tackles, including one for-loss ... On Oct. 19 vs. Pittsburgh, logged five tackles, second on line, including one for-loss ... On Nov. 2 vs. Jacksonville, tied for line lead in tackles with six, including first NFL sack when he dropped David Garrard for two-yard loss ... On Nov. 16 vs. Philadelphia, made first NFL start, with three

tackles and a QB hurry ... Led line in tackles (seven) on Nov. 30 vs. Baltimore, with one tackle-for-loss and one QB hurry ... Had six tackles Dec. 14 vs. Washington, plus a team-high two QB hurries.

COLLEGE: Played three seasons (2004 and '06-'07) at Auburn, entering NFL Draft after his junior season ... A first-team All-SEC choice by *Associated Press* in '07, despite playing most of the year with a cast to protect a left hand fracture ... Key force inside for '07 club that ranked sixth nationally in fewest points allowed (16.9) and average net yards allowed (197.9) ... Had 4.5 sacks as a junior ... Missed the 2005 season, absent from the team due to family issues.


PERSONAL: Hometown is Fort Lauderdale, Fla. ... Earned Florida Class 5A all-state honors as a senior at Dillard High School, where he was named to *PrepStar* All-America team as a senior ... Also played prep basketball and helped lead team to state championship as a junior ... Is the youngest among 10 children in his family ... Public administration major at Auburn.

PAT SIMS' STATISTICS

			Defense							Interceptions					Scoring				
			SKS-				FR-								TD		TD		
YEAR	TEAM	G-S	ST	AT	TT	YDS	PD	FF	YDS	NO	YDS	AVG	LG	TD	TD	IntRt	FRrt	S	PTS
2008	Cincinnati	11-6	31	19	50	1-2	0	0	0-0	—	—	—	—	—	—	—	—	—	—
CAREER		11-6	31	19	50	1-2	0	0	0-0	—	—	—	—	—	—	—	—	—	—

— SIMS' 2008 GAME-BY-GAME DEFENSIVE STATISTICS —

DATE	OPPONENT	ST	AT	TT	SKS-YDS	INT-YDS	PD	FF	FR-YDS
9-7	at Baltimore				INACTIVE				
9-14	TENNESSEE				INACTIVE				
9-21	at N.Y. Giants				INACTIVE				
9-28	CLEVELAND				INACTIVE				
10-5	at Dallas				INACTIVE				
10-12	at N.Y. Jets	4	3	7		0-0	0	0	0-0
10-19	PITTSBURGH	2	3	5		0-0	0	0	0-0
10-26	at Houston	5	0	5		0-0	0	0	0-0
11-2	JACKSONVILLE	4	2	6		1-2	0	0	0-0
11-9	—BYE—								
11-16	PHILADELPHIA	3	0	3		0-0	0	0	0-0
11-20	at Pittsburgh	1	1	2		0-0	0	0	0-0
11-30	BALTIMORE	5	2	7		0-0	0	0	0-0
12-7	at Indianapolis	3	1	4		0-0	0	0	0-0
12-14	WASHINGTON	3	3	6		0-0	0	0	0-0
12-21	at Cleveland	1	2	3		0-0	0	0	0-0
12-28	KANSAS CITY	0	2	2		0-0	0	0	0-0
TOTALS		31	19	50	1-2	0-0	0	0	0-0

**Ht:** 6-6**Wt:** 245**5th** year in NFL**College:** Minnesota**2008 Games-Starts:** 10-6**Career Games-Starts:** 51-36**Acquired:** RFA(Ind.)'08**Born:** 6-30-81

Utecht joined Bengals in '08 as a restricted free agent from Indianapolis, but was limited by injuries for much of the season ... Played 10 games with six starts, catching 16 passes for 123 yards ... Caught 68-for-741 over his final two seasons with Colts, including 37-for-377 in 2006, when he started 19 of 20 games (including postseason) for Super Bowl XLI champs ... His first two pro catches went for TDs ... Entered NFL as a college free agent.

2008 RECAP: Signed offer sheet with Cincinnati on March 14, and his restricted free agent move became official on March 21, when Indianapolis declined to match ... Played in Games 1-2, 4-6, 9-12 and 16 ... Missed Games 3 and 7-8 due to chest injury suffered early in first quarter Sept. 14 vs. Tennessee, and missed Games 13-15 due to foot injury suffered Nov. 30 vs. Baltimore ... Had two catches for 10 yards in Bengals debut Sept. 7 at Baltimore ... Had season high in catches (four), for 34 yards, on Oct. 12 at N.Y. Jets ... On Nov. 20 at Pittsburgh, caught three passes for a season-best 36 yards.

PREVIOUS SEASONS: 2004—Signed April 30 with Indianapolis as college free agent ... Did not see game action; spent season on Reserve/Non-Football Injury list due to continued rehab from sports hernia suffered in 2003 in college play. **2005**—Played in 12 games for Colts, with two starts ... Made NFL debut in a starting role Sept. 11 at Baltimore, and had a 26-yard TD catch in 24-7 win ... Had another TD on his second pro catch, a 14-yarder on 1-1-06 vs. Arizona. **2006**—Played and started 15 games in regular season, missing one game due to injury, and started all four postseason games for World Champion Colts ... Had career bests of 37 catches and 377 yards ... Posted career highs of seven catches and 66 yards on Nov. 12 vs. Buffalo ... Caught five passes for 41 yards in

postseason, including an eight-yarder in Super Bowl XLI win over Chicago. **2007**—Played 14 games with 13 starts for Colts, catching 31-for-364 with a TD ... His five-yard TD catch Nov. 22 at Atlanta gave Colts 21-13 lead in an eventual 31-13 win ... Had season high of 47 receiving yards in win Dec. 2 vs. Jacksonville, including his second 30-yard gain of the year ... Had a 20-yard catch in AFC Divisional Playoff on 1-13-08 vs. San Diego.

COLLEGE: Played four seasons (2000-03) at Minnesota, with 35 starts among his 44 games ... Career totals of 83 catches for 1211 yards (14.6 avg.), with 15 TDs ... Semifinalist as a senior for NCAA's John Mackey Award (top college TE) ... Led team in TDs (six) as a junior, and his 37-for-480 totals included seven catches and a TD in Music City Bowl ... Did not play in 1999.

NOTE-WORTHY: A talented singer and songwriter in the field of Christian music, Utecht had a debut CD released this past spring by Stylos Records. His work has drawn enthusiastic reviews, and he performed in June of '09 with the Cincinnati Pops Orchestra.

PERSONAL: Hometown is Hastings, Minn. ... Attended Hastings High School, where he earned *SuperPrep* All-Midwest honors at tight end and was also all-state as a punter ... Helped lead his high school hockey team to state title game as a goalie ... A National Honor Society student in high school, he won numerous awards for musical and artistic excellence, and he sang the national anthem at Colts-Buffalo preseason game on 8-28-04 ... Active in community service, he has visited schools and hospitals, and assisted with Special Olympics clinic ... Married (wife Karyn) ... Communications studies major at Minnesota ... Last name is pronounced "YEW-tek."

BEN UTECHT'S STATISTICS

YEAR	TEAM	G-S	Receiving					Rushing					Scoring					
			NO	YDS	AVG	LG	TD	ATT	YDS	AVG	LG	TD	TD	TD-R	TD-P	TD-R	2-PIC	PTS
2004	Indianapolis	0-0	DID NOT PLAY*					DID NOT PLAY*					DID NOT PLAY*					
2005	Indianapolis	12-2	3	59	19.7	26t	2	—	—	—	—	—	2	0	2	0	0	12
2006	Indianapolis	15-15	37	377	10.2	26	0	—	—	—	—	—	0	0	0	0	0	0
2007	Indianapolis	14-13	31	364	11.7	30	1	—	—	—	—	—	1	0	1	0	0	6
2008	Cincinnati	10-6	16	123	7.7	14	0	—	—	—	—	—	0	0	0	0	0	0
IND. TOTALS		41-30	71	800	11.3	30	3	—	—	—	—	—	3	0	3	0	0	18
CIN. TOTALS		10-6	16	123	7.7	14	0	—	—	—	—	—	0	0	0	0	0	0
CAREER		51-36	87	923	10.6	30	3	—	—	—	—	—	3	0	3	0	0	18

SPECIAL TEAMS STATISTICS: 1 kickoff return for 7 yards in 2005.

(continued)

(Ben Utecht, cont'd)

— UTECHT'S SINGLE-GAME HIGHS —

RECEIVING — **Receptions:** 7 vs. Buff. 11-12-06 (for Ind.); **Yards:** 66 vs. Buff. 11-12-06 (for Ind.); **Long:** 30 (twice); most recently vs. Jax. 12-2-07 (for Ind.); **Touchdowns:** 1 (3 times); most recently at Atl. 11-22-07 (for Ind.).

— UTECHT'S 2008 GAME-BY-GAME STATISTICS —

DATE	OPPONENT	Receiving					Rushing				
		NO	YDS	AVG	LG	TD	ATT	YDS	AVG	LG	TD
9-7	at Baltimore	2	10	5.0	8	0	—	—	—	—	—
9-14	TENNESSEE	0	0	—	—	0	—	—	—	—	—
9-21	at N.Y. Giants			INACTIVE					INACTIVE		
9-28	CLEVELAND	2	10	5.0	9	0	—	—	—	—	—
10-5	at Dallas	1	3	3.0	3	0	—	—	—	—	—
10-12	at N.Y. Jets	4	34	8.5	12	0	—	—	—	—	—
10-19	PITTSBURGH			INACTIVE					INACTIVE		
10-26	at Houston			INACTIVE					INACTIVE		
11-2	JACKSONVILLE	2	21	10.5	12	0	—	—	—	—	—
11-9	—BYE—										
11-16	PHILADELPHIA	1	2	2.0	2	0	—	—	—	—	—
11-20	at Pittsburgh	3	36	12.0	14	0	—	—	—	—	—
11-30	BALTIMORE	0	0	—	—	0	—	—	—	—	—
12-7	at Indianapolis			INACTIVE					INACTIVE		
12-14	WASHINGTON			INACTIVE					INACTIVE		
12-21	at Cleveland			INACTIVE					INACTIVE		
12-28	KANSAS CITY	1	7	7.0	7	0	—	—	—	—	—
TOTALS		16	123	7.7	14	0	—	—	—	—	—

— POSTSEASON —

YEAR	TEAM	G-S	Receiving					Rushing					Scoring					
			NO	YDS	AVG	LG	TD	ATT	YDS	AVG	LG	TD	TD	TD-R	TD-P	TD-RT	2-PIC	PTS
2004	Indianapolis	0-0	DID NOT PLAY*					DID NOT PLAY*					DID NOT PLAY*					
2005	Indianapolis	1-0	0	0	—	—	0	—	—	—	—	—	—	—	—	—	—	—
2006	Indianapolis	4-4	5	41	8.2	11	0	—	—	—	—	—	—	—	—	—	—	—
2007	Indianapolis	1-1	1	20	20.0	20	0	—	—	—	—	—	—	—	—	—	—	—
CAREER		6-5	6	61	10.2	20	0	—	—	—	—	—	—	—	—	—	—	—

*NOTE: Utecht was on the Reserve/Non-Football Injury list for 16 regular-season games and two postseason games with Indianapolis in 2004.

IN THE BEGINNING



The Bengals' inaugural season was 1968, when they began play in the American Football League (which merged with the NFL in 1970).

Pictured below are the cover from the team's first media guide — then known as the Press-Radio-TV Guide — and the cover of the game program from the first-ever Bengals game, a preseason matchup vs. Kansas City on Aug. 3, 1968 at the University of Cincinnati's Nippert Stadium.

That first Bengals team had a seven-man coaching staff (in contrast to the 2009 club's 17-man staff).

Head coach **Paul Brown** was joined by **Bill Johnson** (offensive line coach), **Rick Forzano** (offensive backfield), **Jack Donaldson** (defensive line), **Tom Bass** (defensive backfield), **Bill Walsh** (offensive ends) and **Frank Smouse** (linebackers).

The first player acquired by the Bengals was quarterback **John Stofa**, obtained from the Miami Dolphins in a trade for two draft choices. The Bengals' first draft choice was center **Bob Johnson**, from the University of Tennessee.





Ht: 6-0

Wt: 220

8th year in NFL

College: Penn State

2008 Games-Starts: 10-0

Career Games-Starts: 83-9

Acquired: FA'03

Born: 3-13-78

Eighth-year pro is in his seventh Bengals season ... Has a 4.6-yard career rushing average ... Played in 10 games last season, missing the last four due to injury ... Rushed 13-for-55 on the season (4.2 avg.) ... Had three receptions for four yards and two special teams tackles ... Is just one season removed from his most productive pro campaign, as in '07 he posted career highs in rushing yards (763), receptions (52), receiving yards (374) and TDs (seven) ... Rushed for 110 yards in his first pro start, in 2002 (for Washington).

2008 RECAP: Played in Games 1-3 and 6-12 ... Inactive for Game 4, due to a hamstring strain suffered Sept. 25 in practice ... Not with team for Game 5, as he was released on Oct. 4, but he was re-signed on Oct. 7 ... Inactive for Games 13-16, due to a hamstring injury suffered in practice Dec. 3 ... Had two carries for 13 yards Sept. 7 at Baltimore ... On Oct. 19 vs. Pittsburgh, had four rushes for 17 yards and one reception for one yard ... Posted two special teams stops Nov. 16 at Philadelphia.

PREVIOUS SEASONS: **2001**—Signed with Washington on April 25 as college free agent ... On inactive list for Games 1-5 ... Waived on Oct. 16, and signed Oct. 18 to Redskins practice squad ... Did not earn an accrued year of experience toward free agency. **2002**—Played in every Redskins game and totaled 787 scrimmage yards ... Started Games 8-9 and 15-16 for injured Stephen Davis ... Finished second on the team in rushing yards (534) ... Made his first pro start in victory Nov. 3 at Seattle and rushed for 110 yards on 23 carries, with 42 more yards on four receptions ... Had career-long 62-yard reception (for a TD) from Patrick Ramsey on Oct. 13 vs. New Orleans ... Rushed 20-for-110 in victory Dec. 22 vs. Houston. **2003**—Spent preseason with Washington, and was released in final roster cuts Aug. 31 ... Signed by Bengals as free agent on Sept. 30 ... Played in eight Bengals games on special teams. **2004**—Averaged 6.2 yards per rush for Bengals (26-161) while also leading RBs in catches (25) and receiving yards (171) ... Ranked fourth in special teams tackles (15). **2005**—Re-signed with Bengals as restricted free agent on April 12 ... Played in Cincinnati's season opener on Sept. 11 at Cleveland, but

suffered a season-ending torn biceps during kick coverage ... Placed on Reserve/Injured list on Sept. 12. **2006**—Resigned with Bengals as an unrestricted free agent on April 10 ... Played in every game, filling third-down HB role ... Averaged 5.5 yards per rush (25-138) with one TD, and led RBs in receiving yards (213) ... In season opener Sept. 10 at Kansas City, his eight-yard TD run gave Bengals 17-3 lead ... In Nov. 30 win vs. Baltimore, his 20-yard gain on a shovel pass converted a third-and-14 situation on the drive for Bengals' lone TD. **2007**—Gained unrestricted free agency following '06 season, and re-signed with Bengals on March 2 ... Played in every game, seeing extensive action as No. 1 HB Rudi Johnson battled injuries most of the year ... Totaled 1137 yards from scrimmage and averaged 4.3 yards per rush ... Had 130-yard rushing games in victories Oct. 21 vs. Jets and Dec. 23 vs. Browns ... Scored career-high three TDs vs. Jets, with career-high 157 yards from scrimmage ... Ranked third on team in catches and in receiving yards ... Posted career high in receiving yards (90) on Nov. 4 at Buffalo and career high in receptions (eight) on Nov. 18 vs. Arizona.

GETTING CARSON STARTED: Watson was on the receiving end of Carson Palmer's first NFL touchdown pass. They hooked up for a six-yard score in the third quarter on Sept. 12, 2004, at the N.Y. Jets. Palmer enters the '09 season with 107 career TD passes.

COLLEGE: Primary position at Penn State was wide receiver ... Had 16 catches for 275 yards and one touchdown in his senior season (2000) ... Recorded 724 all-purpose yards as a junior, leading the team with 22 kickoff returns for an average of 23.7 yards ... Medical redshirt in 1998, due to a back injury ... Played primarily as a kickoff returner in 1996 and '97.

PERSONAL: Hometown and offseason residence is Harrisburg, Pa. ... Attended Harrisburg High School ... Holds bachelor of arts degree from Penn State ... Has been active with community service through the Boys & Girls Clubs, and has sponsored aid to children through Toys for Tots and the C.A.R.E.S. program for autism ... Hobbies include traveling, bowling, movies and golf.

(continued)

KENNY WATSON'S STATISTICS

YEAR	TEAM	G-S	Rushing					Receiving					Scoring					
			ATT	YDS	AVG	LG	TD	NO	YDS	AVG	LG	TD	TD	TD-R	TD-P	TD-R	2-PIC	PTS
2001	Washington	0-0	DID NOT PLAY*					DID NOT PLAY*					DID NOT PLAY*					
2002	Washington	16-4	116	534	4.6	24	1	32	253	7.9	62t	1	2	1	1	0	0	12
2003	Cincinnati	8-0	0	0	—	—	0	0	0	—	—	0	0	0	0	0	0	0
2004	Cincinnati	16-0	26	161	6.2	25	0	25	171	6.8	21	1	1	0	1	0	0	6
2005	Cincinnati	1-0	0	0	—	—	0	0	0	—	—	0	0	0	0	0	0	0
2006	Cincinnati	16-0	25	138	5.5	18	1	23	213	9.3	46	0	1	1	0	0	0	6
2007	Cincinnati	16-5	178	763	4.3	24	7	52	374	7.2	43	0	7	7	0	0	0	42
2008	Cincinnati	10-0	13	55	4.2	7	0	3	4	1.3	3	0	0	0	0	0	0	0
WASH. TOTALS		16-4	116	534	4.6	24	1	32	253	7.9	62t	1	2	1	1	0	0	12
CIN. TOTALS		67-5	242	1117	4.6	25	8	103	762	7.4	46	1	9	8	1	0	0	54
CAREER		83-9	358	1651	4.6	25	9	135	1015	7.5	62t	2	11	9	2	0	0	66

		Special Teams								Kickoff Returns							Punt Returns						
YEAR	TEAM	FR																					
		ST	AT	TT	FF	YDS	BP	BFG	BXP	NO	YDS	AVG	FC	LG	TD	NO	YDS	AVG	FC	LG	TD		
2002	Washington	7	2	9	0	0-0	0	0	0	23	496	21.6	0	28	0	—	—	—	—	—	—		
2003	Cincinnati	4	0	4	0	0-0	0	0	0	7	113	16.1	0	27	0	—	—	—	—	—	—		
2004	Cincinnati	10	5	15	1	0-0	0	0	0	13	240	18.5	0	32	0	—	—	—	—	—	—		
2006	Cincinnati	9	1	10	0	0-0	0	0	0	10	198	19.8	0	34	0	—	—	—	—	—	—		
2008	Cincinnati	0	2	2	0	0-0	0	0	0	4	63	15.8	0	24	0	—	—	—	—	—	—		
WASH. TOTALS		7	2	9	0	0-0	0	0	0	23	496	21.6	0	28	0	—	—	—	—	—	—		
CIN. TOTALS		23	8	31	1	0-0	0	0	0	34	614	18.1	0	34	0	—	—	—	—	—	—		
CAREER		30	10	40	1	0-0	0	0	0	57	1110	19.5	0	34	0	—	—	—	—	—	—		

— WATSON'S SINGLE-GAME HIGHS —

RUSHING — Attempts: 31 vs NYJ 10-21-07 (for Cin.); Yards: 130 (twice); most recently vs. Cle. 12-23-07 (for Cin.); Long: 25 at NYJ 9-12-04 (for Cin.); Touchdowns: 3 vs NYJ 10-21-07 (for Cin.).

RECEIVING — Receptions: 8 vs Ariz. 11-18-07 (for Cin.); Yards: 90 at Buff. 11-4-07 (for Cin.); Long: 62 vs. N.O. 10-13-02 (TD) (for Wash.); Touchdowns: 1 (twice); most recently at NYJ 9-12-04 (for Cin.).

KICKOFF RETURNS — Returns: 5 at Pitt. 9-24-06 (for Cin.); Yards: 106 at Pitt. 9-24-06 (for Cin.); Long: 34 at Pitt. 9-24-06 (for Cin.).

— WATSON'S 2008 GAME-BY-GAME STATISTICS —

DATE	OPPONENT	Rushing					Receiving				
		ATT	YDS	AVG	LG	TD	NO	YDS	AVG	LG	TD
9-7	at Baltimore	2	13	6.5	7	0	2	3	1.5	3	0
9-14	TENNESSEE	4	14	3.5	7	0	0	0	—	—	0
9-21	at N.Y. Giants	1	5	5.0	5	0	0	0	—	—	0
9-28	CLEVELAND	INACTIVE					INACTIVE				
10-5	at Dallas	NOT WITH AN NFL TEAM					NOT WITH AN NFL TEAM				
10-12	at N.Y. Jets	0	0	—	—	0	0	0	—	—	0
10-19	PITTSBURGH	4	17	4.3	6	0	1	1	1.0	1	0
10-26	at Houston	1	5	5.0	5	0	0	0	—	—	0
11-2	JACKSONVILLE	1	1	1.0	1	0	0	0	—	—	0
11-9	—BYE—										
11-16	PHILADELPHIA	0	0	—	—	0	0	0	—	—	0
11-20	at Pittsburgh	0	0	—	—	0	0	0	—	—	0
11-30	BALTIMORE	0	0	—	—	0	0	0	—	—	0
12-7	at Indianapolis	INACTIVE					INACTIVE				
12-14	WASHINGTON	INACTIVE					INACTIVE				
12-21	at Cleveland	INACTIVE					INACTIVE				
12-28	KANSAS CITY	INACTIVE					INACTIVE				
TOTALS		13	55	4.2	7	0	3	4	1.3	3	0

— POSTSEASON —

YEAR	TEAM	G-S	Rushing					Receiving					Scoring					
			ATT	YDS	AVG	LG	TD	NO	YDS	AVG	LG	TD	TD	TD-R	TD-P	TD-Rt	2-PtC	PTS
2005	Cincinnati	0-0	DID NOT PLAY*					DID NOT PLAY*					DID NOT PLAY*					
CAREER		0-0	0	0	—	—	0	—	—	—	—	—	—	—	—	—	—	—

*NOTE: Watson was inactive for five games with Washington in 2001. He was on the Reserve/Injured list for one postseason game with Cincinnati in 2005.



MARVIN WHITE

Safety



Ht: 6-1

Wt: 205

3rd year in NFL

College: Texas Christian

2008 Games-Starts: 12-10

Career Games-Starts: 27-13

Acquired: D4'07

(114th overall)

Born: 12-5-83

White had a second straight productive pro season in 2008 before being sidelined by a serious late-November knee injury ... Limited in team's '09 offseason work, but projected as fully ready for start of training camp ... Despite missed time last season, ranked sixth on team and second among DBs in tackles (81) ... Also had his first pro INT and four total passes defended ... Helped seal 21-19 win Nov. 2 vs. Jacksonville with break-up of two-point conversion pass late in fourth quarter.

2008 PARTICIPATION: Played in Games 1-12, with starts at FS in Games 1-6 and 9-12 ... Suffered two torn right knee ligaments (ACL, MCL) in Game 12, Nov. 30 vs. Baltimore, and placed Dec. 2 on Reserve/Injured list.

ONE TOUGH GUY: When White took a blow to his right knee early in the second quarter on 11-30-08 vs. Baltimore, he didn't think much of it. Or tell anyone about it. "It hurt a little bit, but nothing like I hadn't felt before," he said. What he didn't know until reporting to trainers after the game was that he had played nearly three quarters with two torn ligaments, an injury that would end his season. His 76 snaps played vs. Baltimore was the most on the defense for the day, and he led the secondary with 10 tackles.

MORE 2008 HIGHLIGHTS: Led secondary with nine tackles Sept. 7 at Baltimore, and with 11 tackles on Sept. 14 vs. Tennessee ... Recorded first pro INT on Oct. 12 at N.Y. Jets, denying a scoring bid when he snagged Brett Favre pass intended for TE Bubba Franks at Bengals' three in third quarter ... Also at Jets, led secondary with seven tackles ... On Nov. 2 vs. Jacksonville, logged eight tackles and one pass defended, and he teamed with CB Johnathan Joseph to break up a pass on two-point conversion try after Jaguars

closed gap to 21-19 with a late fourth-quarter TD ... On Nov. 20 at Pittsburgh, led team in tackles, with 11.

2007: Drafted by Bengals in fourth round (114th overall) ... Inactive (coaches' decision) for Game 1, and played in the last 15 games ... Came on strong late in year, lending a physical presence as he started three games (all victories) at FS ... Eighteen of his season-total 19 tackles came in those three games (vs. St. Louis, vs. Cleveland and at Miami), as he replaced injured starter Madiu Williams ... On special teams, had a fumble recovery and a forced fumble, along with eight tackles ... On Nov. 11 at Baltimore, recovered Cory Ross' muffed kickoff return at Ravens' 11 in fourth quarter, setting up Bengals FG for 18-0 lead ... Led secondary with eight tackles Dec. 30 at Miami, ranking second on team, and had key pass defended in second quarter, forcing a punt.

COLLEGE: Played two seasons (2005-06) at TCU after playing in JC ranks in 2003-04 at Kilgore (Texas) JC ... Earned first-team All-Mountain West Conference honors in '06, starting all 13 TCU games and leading team in tackles (86) and INTs (four) ... In a three-game span in '06, he earned two MWC Defensive Player of the Week Awards (vs. Baylor and Texas Tech) ... In his TCU debut, he contributed seven tackles in an upset victory at Oklahoma.

PERSONAL: Hometown is Port Barre, La. ... Attended Port Barre High School, where he helped bring home the school's first state championship as a senior in 2002 ... Also was all-state in high school in basketball, and earned 14 total varsity letters covering four sports (football, basketball, baseball, track) ... Education major at TCU.

MARVIN WHITE'S STATISTICS

			Defense							Interceptions					Scoring							
YEAR	TEAM	G-S	ST	AT	TT	SKS-YDS	PD	FF	FR-YDS	NO	YDS	AVG	LG	TD	TD	IntRt	FRrt	S	PTS			
2007	Cincinnati	15-3	13	6	19	0-0	5	0	0-0	0	0	—	—	0	—	—	—	—	—			
2008	Cincinnati	12-10	53	28	81	0-0	4	0	0-0	1	0	0.0	0	0	—	—	—	—	—			
CAREER		27-13	66	34	100	0-0	9	0	0-0	1	0	0.0	0	0	—	—	—	—	—			
			Special Teams							Kickoff Returns					Punt Returns							
YEAR	TEAM		ST	AT	TT	FF	FR-YDS	BP	BFG	BXP	NO	YDS	AVG	FC	LG	TD	NO	YDS	AVG	FC	LG	TD
2007	Cincinnati		7	1	8	1	1-0	0	0	0	—	—	—	—	—	—	—	—	—	—	—	—
2008	Cincinnati		2	0	2	0	0-0	0	0	0	—	—	—	—	—	—	—	—	—	—	—	—
CAREER			9	1	10	1	1-0	0	0	0	—	—	—	—	—	—	—	—	—	—	—	—

— WHITE'S 2008 GAME-BY-GAME DEFENSIVE STATISTICS —

DATE	OPPONENT	ST	AT	TT	SKS-YDS	INT-YDS	PD	FF	FR-YDS
9-7	at Baltimore	6	3	9	0-0	0-0	0	0	0-0
9-14	TENNESSEE	5	6	11	0-0	0-0	0	0	0-0
9-21	at N.Y. Giants	5	2	7	0-0	0-0	0	0	0-0
9-28	CLEVELAND	6	0	6	0-0	0-0	0	0	0-0
10-5	at Dallas	3	0	3	0-0	0-0	1	0	0-0
10-12	at N.Y. Jets	4	3	7	0-0	1-0	1	0	0-0
10-19	PITTSBURGH	0	0	0	0-0	0-0	0	0	0-0
10-26	at Houston	2	1	3	0-0	0-0	0	0	0-0
11-2	JACKSONVILLE	5	3	8	0-0	0-0	1	0	0-0
11-9	—BYE—								
11-16	PHILADELPHIA	3	3	6	0-0	0-0	1	0	0-0
11-20	at Pittsburgh	9	2	11	0-0	0-0	0	0	0-0
11-30	BALTIMORE	5	5	10	0-0	0-0	0	0	0-0
12-7	at Indianapolis				RESERVE / INJURED				
12-14	WASHINGTON				RESERVE / INJURED				
12-21	at Cleveland				RESERVE / INJURED				
12-28	KANSAS CITY				RESERVE / INJURED				
TOTALS		53	28	81	0-0	1-0	4	0	0-0



Ht: 6-7
Wt: 335
4th year in NFL

College: Louisiana State
2008 Games-Starts: 10-10
Career Games-Starts: 42-38

Acquired: D2'06
 (55th overall)
Born: 12-12-81

A key player on Bengals line since his rookie season ... Started Games 1-10 at LG in '08, but missed the last six contests due to ankle injury ... Has started at OT as well as G, and opens '09 as No. 1 LOT on depth chart ... Had played all 42 games of his Bengals career before the ankle injury, making 38 starts ... Started every game in '07 and was a key cog in team-record performance for fewest sacks allowed (17).

2008 RECAP: Started Games 1-10 at LG, but suffered ankle injury in third quarter of Game 10, Nov. 16 vs. Philadelphia ... Game-day inactive for Game 11, and was placed on Reserve/Injured list on Nov. 28 ... Helped line pave the way for 159 rushing yards (5.5 avg.) in win Nov. 2 vs. Jacksonville ... Ejected from Jacksonville game after third-quarter altercation with Jaguars DT John Henderson, who also was ejected ... Moved from LG to LOT Nov. 16 vs. Philadelphia, replacing Levi Jones (leg soreness) in first quarter, but was sidelined by ankle injury in third quarter.

PREVIOUS SEASONS: 2006—Drafted by Bengals in second round (55th overall) ... Signed July 29 ... Veterans' injuries opened the door for him to make 12 starts among his 16 games played ... Made 10 of his 12 starts at LOT, replacing Levi Jones ... Started at LG in his second game, Sept. 17 vs. Cleveland, as part of a line shuffle that saw LG Eric Steinbach replace injured Levi Jones at LOT ... On Nov. 12 vs. San Diego, helped offense produce season-high 545 yards and career-high 440 yards passing

from Carson Palmer, and had a key block on Rudi Johnson seven-yard TD run in first quarter. **2007**—Played 1041 of team's 1047 offensive snaps (99.4 percent) ... Started at LOT in Games 1-3, replacing injured Levi Jones ... When injured ROT Willie Anderson left the starting lineup in Game 4, LG Stacy Andrews replaced Anderson, and Whitworth replaced Andrews at LG, starting Games 4-16 ... Mainstay in pass protection that ended season with three straight games of no sacks allowed ... Bengals ranked second in NFL in '07 in fewest sacks allowed (17), behind only New Orleans (16) ... Whitworth also had a fumble recovery, preserving a FG drive in victory Nov. 11 at Baltimore when he corralled a Carson Palmer fumble at Ravens' 17 ... Aided offensive output of 531 yards on Sept. 16 at Cleveland ... On Dec. 9 vs. St. Louis, aided in season-high rushing output of 192 yards and only one sack of Carson Palmer.

COLLEGE: A pillar of the LSU line from 2002-05, Whitworth never missed a game or a practice due to injury ... Closed career with the second-most starts (52) in NCAA Division I annals ... Played primarily LOT and was credited with no sacks allowed as a senior and only one as a junior ... Earned All-SEC first-team honors as both a junior and senior, including consensus nod as a senior ... Second-team All-America choice by Walter Camp Foundation as a senior, and third-team All-America by *Associated Press* ... Started every game as a sophomore in 2003 as LSU won BCS national championship with 13-1 mark ... Spent five years at LSU, including 2001 redshirt season.


PERSONAL: Hometown is West Monroe, La. ...

At West Monroe High School, was rated by *CNN* as sixth-best offensive line prospect in the nation ... Led West Monroe to three Class 5A state football titles, as a freshman, sophomore and senior ... Graduated from LSU in December 2005 with a degree in general studies ... Former junior tennis champion in Louisiana, and is also an excellent golfer ... Married (wife Melissa) ... Enjoys serving as a motivational speaker

to youth groups, and has worked with the Fellowship of Christian Athletes.

ANDREW WHITWORTH'S STATISTICS

YEAR	TEAM	GAMES	STARTS
2006	Cincinnati	16	12
2007	Cincinnati	16	16
2008	Cincinnati	10	10
CAREER		42	38



BOBBIE WILLIAMS

Guard

63

Ht: 6-4

Wt: 345

10th year in NFL

College: Arkansas

2008 Games-Starts: 16-16

Career Games-Starts: 110-89

Acquired: UFA(Phil.)'04

Born: 9-25-76

Tenth-year vet has been a stalwart at RG in his five seasons with Bengals ... One of only five Bengals to start every game during team's injury-plagued 2008 ... Selected by teammates as an '08 captain ... Played a major role in team records for fewest sacks allowed in a season, as mark was set in 2005 at 21 and re-set in '07 at 17 ... From 2004-06, helped power HB Rudi Johnson's total 4221 rushing yards and 36 rushing TDs, most ever in each category by a Bengal in a three-year span.

DARN THAT APPENDIX: Since joining the Bengals in 2004 as an unrestricted free agent, Williams has not missed a start for any football-related reason. He has started 78 of 81 possible games (including postseason), with his only three missed games caused by an emergency appendectomy in 2006.

2008 HIGHLIGHTS: Had key block on Chris Perry's 25-yard TD run Sept. 21 at N.Y. Giants ... Also at Giants, prevented turnover by recovering Carson Palmer fumble at Bengals' nine-yard line first quarter ... On Nov. 2 vs. Jacksonville, helped open hole for Cedric Benson's seven-yard TD run, and was key as line paved way for 159 rushing yards (5.5-yard avg.) ... In win Dec. 14 vs. Washington, helped line lead way for 310 net yards offense ... On Dec. 21 at Cleveland, paved way for 191 rushing yards, including 171 by HB Cedric Benson ... Aided Benson's 111-yard rushing game Dec. 28 vs. Kansas City and helped team post season highs for rushing yards (204) and possession time (37:39).

PREVIOUS SEASONS: **2000**—Drafted by Philadelphia in second round (61st overall) ... Inactive for all regular-season and postseason games while making the transition from college OT to NFL guard. **2001**—Inactive for Philadelphia in Games 1-15 ... Made NFL debut

as starting RG as Eagles won season finale Jan. 6 at Tampa Bay ... Inactive for all three postseason games.

2002—Played in all 16 Eagles games and both playoff contests on the FG and PAT teams. **2003**—Broke into Eagles starting lineup as replacement for injured Jermaine Mayberry, starting at RG in Games 5 and 7-16, as well as in both Philadelphia postseason games ... Eagles scored at least one rushing TD in each of his 10 starts.

2004—Signed March 26 with Bengals as unrestricted free agent ... Part of starting line that fueled three consecutive games of 450-plus offensive yards (Games 11-13), first such streak in franchise history ... Paved the way for Rudi Johnson's club record (since broken) 1454 rushing yards. **2005**—Helped offense set team record low of 21 sacks allowed (since surpassed) and aided Rudi Johnson's club-record 1458 rushing yards ... Supported 324-yard offensive effort in crucial win Dec. 4 at Pittsburgh, with Carson Palmer sacked just once ... Paved way for offense's 426 net yards in division-clinching win Dec. 18 at Detroit ... Supported offense's 327 yards in Wild Card playoff 1-8-06 vs. Pittsburgh.

2006—Signed a long-term Bengals contract on April 7, replacing his existing deal ... Started Games 1-9 and 13-16 at RG ... Missed Games 10-12, due to rehab from appendectomy that he underwent on Nov. 15 ... On Nov. 12 vs. San Diego, helped offense produce season-high 545 yards, and a career-high 440 yards passing from Carson Palmer ... In first game back from appendectomy, Dec. 10 vs. Oakland, helped key line performance of no sacks allowed while supporting 117 rushing yards from Rudi Johnson, and had a key block on nine-yard Johnson TD run in first quarter. **2007**—Part of pass protection unit that ended season with three straight games of no sacks allowed ... Team's 17 sacks allowed on the season broke franchise record of 21 set in 2005 ... Bengals ranked second in NFL in '07 in fewest sacks allowed,

(Bobbie Williams, cont'd)

behind only New Orleans (16) ... Williams also had a fumble recovery, keeping alive a TD drive in win Nov. 25 vs. Tennessee as he covered a Rudi Johnson fumble at Titans' three in fourth quarter ... Aided offensive output of 531 yards on Sept. 16 at Cleveland ... On Nov. 25 vs. Tennessee, blocked for season's second-most net yards (426), and had key block on Rudi Johnson's five-yard run for game's first TD.

COLLEGE: Started at OT for the last 35 games of his career at Arkansas ... As a senior, earned second-team All-Southeastern Conference honors, playing on a line that led the SEC in fewest sacks allowed (14), while helping the offense amass 4067 total yards.

PERSONAL: Hometown is Jefferson, Texas ... Attended Jefferson High School, and earned East Texas Lineman of Year honors as a senior ... Was all-district as a prep basketball player; also lettered in track ... Majored in vocational education at Arkansas ... Married (wife Anjeanise), with two children, Brandon and Tiana ... Enjoys playing pool.

BOBBIE WILLIAMS' STATISTICS

YEAR	TEAM	GAMES	STARTS
2000	Philadelphia.....	DID NOT PLAY*	
2001	Philadelphia.....	1	1
2002	Philadelphia.....	16	0
2003	Philadelphia.....	16	11
2004	Cincinnati.....	16	16
2005	Cincinnati.....	16	16
2006	Cincinnati.....	13	13
2007	Cincinnati.....	16	16
2008	Cincinnati.....	16	16
PHIL. TOTALS		33	12
CIN. TOTALS		77	77
CAREER		110	89

— POSTSEASON —

YEAR	TEAM	GAMES	STARTS
2000	Philadelphia.....	DID NOT PLAY*	
2001	Philadelphia.....	DID NOT PLAY*	
2002	Philadelphia.....	2	0
2003	Philadelphia.....	2	2
2005	Cincinnati.....	1	1
PHIL. TOTALS		4	2
CIN. TOTALS		1	1
CAREER		5	3

*NOTE: Williams was inactive for 16 regular-season games and two postseason games with Philadelphia in 2000. He was inactive for three postseason games with the Eagles in 2001.

2008 PFWA HONORS

The Cincinnati Chapter of the Pro Football Writers of America named WR **T.J. Houshmandzadeh** the Bengals 2008 Most Valuable Player (his second consecutive team MVP honor), while G **Bobbie Williams** captured the organization's "Good Guy" award. The voters are the beat writers assigned to cover the Bengals on a daily basis.

Past team MVP winners were QB **Jon Kitna** (2002-03), HB **Rudi Johnson** (2004), QB **Carson Palmer** (2005), offensive tackle **Willie Anderson** (2006) and Houshmandzadeh (2007).

Lorenzo Neal, Anderson, **Brandon Bennett**, **Brian Simmons**, **John Thornton**, Houshmandzadeh and Bryan Robinson earned the "Good Guy" distinction from 2001-07.

BENGALS PRONUNCIATION GUIDE

Bob Bratkowski (coach)..... brat-COW-skee
Simeon Castille.....SIM-ee-in KASS-steel
Louie Cioffi (coach).....CHO-fee
Laveranues Coles.....luh-VER-nee-us
Quan Cosby.....KWAHN
Andrew Crummey.....KRUM-ee
Jonathan Fanene.....fuh-NAY-nay
Robert Geathers.....(pronounced as "gathers")
Paul Guenther (coach).....GUN-thur
Kyries Hebert.....KYE-riss AY-bear
Rashad Jeanty.....ruh-SHAHD JENN-tee
Jeremi Johnson.....(pronounced as "Jeremy")
Dhani Jones.....duh-HAH-nee
Scott Kooistra.....KOO-struh
Jonathan Luigs.....LOO-igs

Ray Mauluga.....RAY mow(rhymes w/
"now")-uh-LOO-guh
Chinedum Ndukwe...CHIN-uh-duum en-DUKE-way
Chad Ochocinco.....o-cho-SEEN-ko
Antwan Odom.....AN-twahn O-duhm
Domata Peko.....DOE-mah-tah PECK-o
Pernell Phillips.....per-NELL
J.D. Runnels.....(rhymes w/"tunnels")
Dan Santucci.....san-TOO-chee
Dan Skuta.....SKOO-tuh
Bob Surace (coach).....suh-RACE
Ben Utecht.....YEW-tek
Fui Vakapuna.....FOO-ee vah-kuh-POO-nuh
Ken Zampese (coach).....zam-PEE-zee



Ht: 6-0
Wt: 222
8th year in NFL

College: Oklahoma
2008 Games-Starts: 3-2
Career Games-Starts: 98-95

Acquired: FA'09
Born: 8-14-80

A five-time Pro Bowl selection with Dallas, Williams joins Bengals for '09 as a free agent ... Has earned recognition as one of the NFL's most powerful hitters at safety ... Named to five consecutive Pro Bowls prior to 2008 season, when he was limited to three games by the first significant injury (forearm fracture) of his pro career ... Though best known for his physical play, he also has 20 career interceptions (including one in postseason), with three returned for TDs ... Played 98 of a possible 99 Dallas games from 2002-07, with 96 starts ... Credited with three seasons in Dallas of 100-plus tackles ... Released by Dallas on 3-5-09 and signed with Cincinnati on 5-7-09.

REUNITED: With the Bengals, Williams will work again with defensive coordinator Mike Zimmer. Coordinator in Dallas for Williams' first five seasons, Zimmer is in his second year as Bengals defensive chief. "Roy had his best years when we were together in Dallas," Zimmer says, "and I think we can take advantage of all his strengths in our scheme."

2008 RECAP: Played in Games 1-2, but suffered forearm fracture in Game 2, Sept. 15 vs. Philadelphia ... Missed the next four games, and reinjured the forearm when he attempted to return to action on Oct. 19 at St. Louis ... Was placed on Reserve/Injured list on Oct. 22.

PREVIOUS SEASONS: **2002**—Drafted by Dallas in first round (eighth overall) ... Enjoyed immediate success, starting every game and tied for team lead in INTs (five); returned two INTs for TDs ... Second on team in tackles (127), and tied for team lead in forced fumbles (three) and fumble recoveries (two) ... Snagged first pro INT on Nov. 17 at Indianapolis, against QB Peyton Manning ... Scored on an 85-yard INT return Dec. 29 at Washington, and also had a fumble recovery. **2003**—Followed outstanding rookie season with an even better sophomore year, earning starter's role in Pro Bowl while also earning All-Pro honors from the *Associated Press* and *The Sporting News* ... Major force on NFL's top-ranked defense as Cowboys went 10-6 for Wild Card playoff berth ... In postseason debut on 1-3-04 at Carolina, had a forced fumble and finished third on team in tackles (eight). **2004**—Earned second straight

Pro Bowl berth while posting 106 tackles, second on team ... Had career-high 14 tackles in Monday night win Sept. 27 at Washington ... Helped lead effort of only 49 rushing yards allowed in Thanksgiving win Nov. 25 vs. Chicago. **2005**—Second on Cowboys in tackles (82) and had three INTs while earning third straight Pro Bowl nod ... Tied for team lead in forced fumbles (three) ... In overtime win Oct. 16 vs. N.Y. Giants, helped send game into the extra period when he forced and recovered a Brandon Jacobs fumble at goal line with 1:26 left in fourth quarter ... Scored game-winning TD in Monday night Nov. 14 at Philadelphia, returning INT 46 yards for a TD with 2:43 left in game to produce 21-20 final margin. **2006**—Led team with five INTs and earned fourth straight Pro Bowl trip while leading Dallas into playoffs with 9-7 record ... Added two fumble recoveries and led team in total takeaways (seven) ... Second on team in passes defended (17) ... His INT against Jake Delhomme set up game-clinching TD in Sunday night win Oct. 29 at Carolina ... In win Nov. 19 vs. previously unbeaten Indianapolis, had his second career INT against Peyton Manning, swiping pass at Cowboys' one on third-and-goal play in second quarter ... Posted first postseason INT on 1-6-07 at Seattle. **2007**—His 115 tackles ranked second on team as Dallas posted 13-3 record for NFC East championship ... Named to fifth consecutive Pro Bowl ... Started his 92nd consecutive regular-season game Nov. 18 vs. Washington, leading team with 11 tackles, but his streak of starts ended Nov. 22 vs. N.Y. Jets when defense opened in three-CB formation ... Had 11 tackles in division-clinching win Dec. 9 at Detroit ... Missed his first pro game Dec. 22 at Carolina, on one-game league suspension for a horse-collar tackle on Dec. 16 vs. Philadelphia.

COLLEGE: Played three seasons (1999-2001) at Oklahoma, entering NFL Draft after his junior year ... Won dual major honors as a junior, copping Bronko Nagurski Award (nation's top defender) and Jim Thorpe Award (top DB) ... His '01 totals included 101 tackles and five INTs, and he was also named Big 12 Defensive Player of the Year and earned consensus All-America recognition ... Posted school career record of 27 passes defended in addition to his nine career INTs ... As a sophomore in 2000, played on unbeaten team that claimed national title with an Orange Bowl victory over Florida State.

(continued)

(Roy Williams, cont'd)

IN THE COMMUNITY: Williams was the 2004 Cowboys team nominee for the NFL's Walter Payton Award, due to a long record of service off the field ... His Roy Williams Safety Net Foundation was formed to ensure that low-income, single-parent households in Dallas are provided with support and assistance ... After signing his first pro contract, he made \$100,000 contribution to University of Oklahoma for a strength-training facility that bears his name ... Has worked with a wide range of community providers in the Dallas area, including United

Way, Salvation Army, Make-A-Wish Foundation, Taste of the NFL and various hospitals ... Has served as an NFL spokesman in the league's national public service announcements for United Way.

PERSONAL: Hometown is Union City, Calif. ... Attended James Logan High School, where he was *PrepStar's* top-rated DB in western region and also played WR and QB ... Sociology major at Oklahoma ... His aunt, Vecepia Tower, was the winner in spring of 2002 of the CBS reality series "Survivor: Marquesas."

ROY WILLIAMS' STATISTICS

YEAR	TEAM	G-S	Defense							Interceptions					Scoring				
			ST	AT	TT	SKS-YDS	PD	FF	FR-YDS	NO	YDS	AVG	LG	TD	TD	IntRt	FRrt	S	PTS
2002	Dallas	16-16	88	39	127	2-9	9	4	2-0	5	90	18.0	85t	2	2	2	0	0	12
2003	Dallas	16-16	58	28	86	2-17	8	2	0-0	2	69	34.5	39	0	0	0	0	0	0
2004	Dallas	16-16	77	29	106	0-0	9	1	0-0	2	53	26.5	33	0	0	0	0	0	0
2005	Dallas	16-16	62	20	82	2.5-33	8	3	1-0	3	52	17.3	46t	1	1	1	0	0	6
2006	Dallas	16-16	53	33	86	0-0	17	0	1-0	5	33	6.6	27	0	0	0	0	0	0
2007	Dallas	15-13	82	33	115	0-0	5	0	1-0	2	10	5.0	10	0	0	0	0	0	0
2008	Dallas	3-2	4	5	9	0-0	0	0	0-0	0	0	—	—	0	0	0	0	0	0
CAREER		98-95	424	187	611	6.5-59	56	10	5-0	19	307	16.2	85t	3	3	3	0	0	18

		Special Teams								Kickoff Returns							Punt Returns					
YEAR	TEAM	ST	AT	TT	FF	FR-YDS	BP	BFG	BXP	NO	YDS	AVG	FC	LG	TD	NO	YDS	AVG	FC	LG	TD	
2002	Dallas	4	3	7	1	1-0	0	0	0	—	—	—	—	—	—	—	—	—	—	—	—	
2003	Dallas	5	4	9	0	1-0	0	0	0	—	—	—	—	—	—	—	—	—	—	—	—	
2004	Dallas	4	6	10	0	0-0	0	0	0	—	—	—	—	—	—	—	—	—	—	—	—	
2005	Dallas	6	3	9	0	0-0	0	0	0	—	—	—	—	—	—	—	—	—	—	—	—	
2006	Dallas	2	5	7	1	1-0	0	0	0	—	—	—	—	—	—	—	—	—	—	—	—	
2007	Dallas	2	2	4	0	0-0	0	0	0	—	—	—	—	—	—	—	—	—	—	—	—	
2008	Dallas	1	1	2	0	0-0	0	0	0	—	—	—	—	—	—	—	—	—	—	—	—	
CAREER		24	24	48	2	3-0	0	0	0	—	—	—	—	—	—	—	—	—	—	—	—	

— POSTSEASON —

YEAR	TEAM	G-S	Defense							Interceptions					Scoring				
			ST	AT	TT	SKS-YDS	PD	FF	FR-YDS	NO	YDS	AVG	LG	TD	TD	IntRt	FRrt	S	PTS
2003	Dallas	1-1	5	3	8	0-0	0	1	0-0	0	0	—	—	0	—	—	—	—	—
2006	Dallas	1-1	2	4	6	0-0	1	0	0-0	1	0	0.0	0	0	—	—	—	—	—
2007	Dallas	1-1	1	4	5	0-0	0	0	0-0	0	0	—	—	0	—	—	—	—	—
CAREER		3-3	8	11	19	0-0	1	1	0-0	1	0	0.0	0	0	—	—	—	—	—

TV STREAK AT 68

In each of the last 68 TV ratings weeks that have included a Bengals regular-season or postseason game, the Bengals have been the top-rated show among all programming in the Cincinnati market.

The streak began on Dec. 5, 2004, when a wild Bengals win at Baltimore outpolled all other programs for the week. It hit 68 with Cincinnati rankings for the week of Dec. 22-28, 2008. The Dec. 28 Bengals-Chiefs game drew a 23.5 rating, easily outpolling the second-place program, which was also an NFL game — Dolphins vs. Jets at 12.5. The Bengals' rating more than doubled the top non-sports program, "Two and a Half Men," which scored 10.4.

The rating number indicates the percentage of market households tuned to the game — including those not watching TV at the time. The highest Bengals rating during the streak has been 45.5 for the Pittsburgh playoff game on Jan. 8, 2006.

The high rating of Bengals games has occurred despite the fact that most games are played in the afternoon, when overall TV viewership is not as high as it is during the evening.

2009 DRAFT CHOICES

RD	PLAYER	POS	HT	WT	COLLEGE	SEL#
1	Andre Smith.....	OT	6-4	335	Alabama	6
2	Rey Mavaluga.....	LB	6-2	255	Southern California	38
3a	Michael Johnson.....	DE	6-7	260	Georgia Tech	70
3b	Chase Coffman.....	TE	6-6	257	Missouri	98
4	Jonathan Luigs.....	C	6-4	315	Arkansas	106
5	Kevin Huber.....	P	6-1	210	Cincinnati	142
6a	Morgan Trent.....	CB	6-1	195	Michigan	179
6b	Bernard Scott.....	HB	5-10	200	Abilene Christian	209
7a	Fui Vakapuna.....	FB	6-0	260	Brigham Young	215
7b	Clinton McDonald.....	DT	6-2	290	Memphis	249
7c	Freddie Brown.....	WR	6-4	210	Utah	252



ANDRE SMITH

Offensive Tackle

Draft Round: 1st
Overall Selection: 6th
College: Alabama

Height: 6-4
Weight: 335
Born: 1-25-87

Winner of the 2008 Outland Trophy, Smith brings the Bengals a rare blend of power and agility ... Has excellent quickness as a pass blocker, and he became known as one of the most devastating run-blockers in Southeastern Conference history ... Started 38 games at LOT over three seasons for an elite program, and entered the draft after his junior campaign ... A consensus All-American last season, he was credited with 18 TD-producing blocks, most in the SEC ... Scored a TD as a freshman, after taking lateral from QB John Parker Wilson in Independence Bowl vs. Oklahoma State.

COACH PAUL ALEXANDER SAYS: "Andre is a very powerful man. He can knock 'em back better than anyone in the draft, and this was a very good year for offensive linemen."

OUTLAND TROPHY: Smith is the fifth Bengal whose college resume has included the Outland Trophy, given annually by the Football Writers Association of America. The award currently goes to the nation's best offensive or interior defensive lineman, but in earlier years defensive ends were also eligible. Other Outland winners who went on to play for the Bengals are DT Mike Reid (1969 winner, Penn State), DE Ross Browner (1976, Notre Dame), C Dave Rimington (1981 and 1982, Nebraska) and DE Jason Buck (1986, Brigham Young). All five of the Bengals' Outland winners were first-round draft choices by Cincinnati.

COLLEGE HIGHLIGHTS: CAREER—In addition to All-America honors as a senior, he was a two-time

All-SEC first-team selection ... Only the seventh true freshman in Crimson Tide history to start his first game in the program ... Credited with 289 knockdown blocks and 46 TD-producing blocks in his three seasons. **2008**—Helped lead Tide to a 12-2 record and No. 4 BCS ranking ... Tide was 12-1 in games he started, but he was suspended for Sugar Bowl vs. Utah, after reporting to coaches when he realized he had violated rules regarding contact with agents ... Supported three games of 280 or more team rushing yards and six games of 100 rushing yards by an individual ... In coaches' evaluations, cited for allowing only one sack. **2007**—Earned his initial first-team All-SEC selection and shared SEC's Jacobs Blocking Trophy with Arkansas C Jonathan Luigs, who also is a 2009 Bengals draftee ... Led SEC with 116 knockdowns and had 15 TD-resulting blocks ... Earned team Player of the Game honors vs. Vanderbilt, Houston, Mississippi State and Louisiana-Monroe. **2006**—Started all 13 games as a freshman ... Named freshman All-America by *The Sporting News*, and named first-team All-SEC by league coaches ... Led team in total plays (831).

COACH MARVIN LEWIS SAYS: "Andre's physical ability is no secret, but our coaches really became sold when they got a chance to talk with him about football. We watched him light up talking about protections, where the point was and all those things that can go unnoticed at times. And when we'd watch game tapes where he really dominated, he might say, 'Well, but last year we lost to them, Coach.' This guy wants to be very, very good."

(continued)

(Andre Smith, cont'd)

HIGH SCHOOL: Was the consensus top-rated offensive lineman in the nation as a senior at Huffman HS in Birmingham, Ala. ... First-team All-America choice by *USA Today* ... Two-time all-state selection ... As a

senior in 2005, became the only OL ever to win the state of Alabama's "Mr. Football" award, voted by Alabama Sports Writers Association.

PERSONAL: Hometown is Birmingham, Ala. ... General studies major at Alabama.



REY MAULUGA

Linebacker

58

Draft Round: 2nd

Overall Selection: 38th

College: Southern California

Height: 6-2

Weight: 255

Born: 1-20-87

Widely rated as one of the major steals in the 2009 draft, Mauluga is a second-round choice with high promise for first-round results ... Carries a reputation as one of the hardest hitters the college game has seen, and he covers the field with great quickness ... Three-year USC starter who helped lead Trojans to a 46-6 record over his four seasons ... Consensus All-American as a senior last season, he was leading tackler on a unit that led the nation in scoring defense (9.0 per game) and finished second in fewest yards allowed (221.8) ... Won 2008 Bednarik Award as nation's top defensive player and was named National Defensive Player of the Year by CBSports.com.

COACH MARVIN LEWIS SAYS: "You could see by the smiles on draft day that we were very excited to have picked Rey. He has made a lot of plays at the highest level and has a great nose for the ball. He's an excellent blitzer, has played in space, and he can run with the skilled positions."

COLLEGE HIGHLIGHTS: CAREER—Played 50 games with 34 starts over four seasons (2005-08) at USC ... Named a freshman All-American in '05, and was first-team All-Pac 10 in his final three seasons, topped by consensus All-America honors as a senior ... Posted 273 career tackles, with nine sacks and 22.5 tackles-for-loss. **2008—**Played and started 12 games at MLB, missing Game 4 vs. Oregon due to knee sprain ... Led team in tackles (79), matching his total of the previous year ... Named Pac-10 Defensive Player of the Week for his efforts against Ohio State and UCLA, and his Ohio State performance included 48-yard INT return for a TD. **2007—**Earned All-America honorable mention as Trojans went 11-2, leading team with 79 tackles ... Logged 10.5 tackles-for-loss and six sacks ... Named game's Defensive MVP in Rose Bowl win over Illinois, contributing three sacks and a 19-yard INT. **2006—**Played 13 games with 10 starts as a sophomore, posting 78 tackles to rank second on team ...

Consensus All-Pac 10 first-team choice ... Semifinalist for Butkus Award (nation's top LB). **2005—**Played as a reserve MLB behind Oscar Lua, but was a Freshman All-America first-team selection by Football Writers Association ... Won USC's John McKay Award, given to the Trojan showing the most competitive spirit ... Helped lead Trojans to 12-0 record before loss to Texas in national championship game ... Forced two fumbles that set up touchdowns in win over archrival UCLA.

WHEN HE HITS 'EM ... : Asked to describe a great hit, Mauluga says: "It's hitting a guy and having him get up slowly, looking at who hit him. For a guy you hit and he gets right back up, that's not a hit. That's just a regular arm tackle. When a guy gets up slowly, looks at you and says, 'I don't want to get hit like that again,' that's a hit."


TWO VIEWS: *Cincinnati Enquirer* sports columnist Paul Daugherty has written: "Five minutes on YouTube, watching Mauluga play, you're checking your own dental work." Steve Dilbeck of the *Los Angeles Daily News* wrote: "(Mauluga) can be a sledgehammer or a ballerina. Dazzle with power or agility. Play with fury and control."

HIGH SCHOOL: At Eureka (Calif.) HS, Mauluga was named a first-team All-American as a senior by both *Parade* and *USA Today* ... Senior season included 96 tackles, two INT returns for TDs and one kickoff return for a TD ... Helped Eureka to 20-2-1 record over his final two seasons ... Spent his 2001 freshman year at St. Bonaventure HS in Ventura, Calif.

PERSONAL: Parents are native Samoans, and he grew up in a military family ... Born in Oklahoma City, Okla., but moved with family as an infant to Honolulu, Hawaii, where he lived until age 12 ... Later lived in Oxnard, Calif., and then Eureka, Calif. ... Sociology major at USC ... Name is pronounced "RAY mow(rhymes w/now)-uh-LOO-guh."

REY MAUALUGA'S STATISTICS

YEAR	TEAM	G-GS	Defense							Interceptions				
			ST	AT	TT	SKS-YDS	PD	FF	FR	NO	YDS	AVG	LG	TD
2005	Southern Calif.	12-0	26	11	37	1-8	2	2	0	1	9	9.0	9	0
2006	Southern Calif.	13-10	45	33	78	2-8	3	1	0	1	0	0.0	0	0
2007	Southern Calif.	13-12	41	38	79	6-32	3	1	1	1	19	19.0	19	0
2008	Southern Calif.	12-12	51	28	79	0-0	4	0	0	2	48	24.0	48	1
CAREER		50-34	163	110	273	9-48	12	4	1	5	76	15.2	48	1



MICHAEL JOHNSON

Defensive End

93

Draft Round: 3rd
Overall Selection: 70th
College: Georgia Tech

Height: 6-7
Weight: 260
Born: 2-7-87

Johnson is exceptionally tall and rangy end with the quickness and agility of a more compact player ... Brings high upside as a third-round pick, with the challenge to prove himself as an every-down performer ... A team captain as a Georgia Tech senior, he broke into starting lineup with a nine-sack season and earned first-team All-America honors from American Football Coaches Association ... Has great potential as an NFL playmaker after finishing college career with 19 sacks, 10 forced fumbles, three blocked field goals and 30.5 tackles-for-loss ... Posted 17.5 of his tackles-for-loss in his senior season as a starter.

COACH MIKE ZIMMER SAYS: "When you watch this kid on tape, there are plays that make you say, 'Oh, wow. I can't believe he could do that.' On other plays, you say, 'Heck, he didn't do very good there.' But there's a bit of a wow factor in his measurables and in the plays he makes. And he's a first-class kid — top notch, 100 percent. Now it's our job as coaches to get the best out of him on the football field."

COLLEGE HIGHLIGHTS: CAREER—Played 49 games over four seasons (2005-08) at Georgia Tech ... Made 13 of his 15 career starts as a senior ... Totaled 107 tackles (69 solo). **2008**—Consensus first-team All-Atlantic Coast Conference selection, starting 13 games at RDE ... His nine sacks led the team and placed third in ACC ... Had 46 tackles, with three forced fumbles,

seven passes defended, a fumble recovery, a blocked field goal and an INT for a 26-yard TD. **2007**—Played in all 12 regular-season games, and joined starting lineup for Humanitarian Bowl vs. Fresno State ... Impact player in a reserve role, with two blocked field goals, three forced fumbles and a fumble recovery. **2006**—Played 12 games with one start ... His five sacks ranked second on team, and he had three forced fumbles. **2005**—Played 11 games as a freshman, seeing action mostly on special teams ... Had the first of his 10 career forced fumbles, on kickoff coverage.

COACH JAY HAYES SAYS: "If Michael could have made the plays he made on a more consistent basis, he'd have been one of the top three or four people picked. But he can do exceptional things, and it's our job to get him to play that way. This kid is a willing soul, a 'yes sir, no sir' type of guy. He comes from a strong family. I believe his best football is ahead of him, and that's all we can ask for."

HIGH SCHOOL: Attended Dallas County HS in Selma, Ala., playing DE and TE ... As a prep senior, caught 42-for-650 with six TDs and had 92 tackles with 14 sacks ... Also an outstanding basketball player, averaged 16 points and 10 rebounds as a junior.

PERSONAL: Hometown is Selma, Ala. ... Management major at Georgia Tech.

MICHAEL JOHNSON'S STATISTICS

YEAR	TEAM	G-GS	Defense							Interceptions				
			ST	AT	TT	SKS-YDS	PD	FF	FR	NO	YDS	AVG	LG	TD
2005	Georgia Tech	11-0	5	1	6	1-4	0	1	0	0	0	—	—	0
2006	Georgia Tech	12-1	25	9	34	5-48	2	3	0	0	0	—	—	0
2007	Georgia Tech	13-1	11	10	21	4-22	1	3	1	0	0	—	—	0
2008	Georgia Tech	13-13	28	18	46	9-85	7	3	1	1	26	26.0	26	1
CAREER		49-15	69	38	107	19-159	10	10	2	1	26	26.0	26	1



Draft Round: 3rd
Overall Selection: 98th
College: Missouri

Height: 6-6
Weight: 257
Born: 11-10-86

The all-time NCAA receptions leader (247) among tight ends, Coffman closed with a superlative senior season and won John Mackey Award as nation's best at his position ... His '08 total of 90 receptions tied NCAA season record for a TE ... Posted his senior numbers despite missing two games with a toe injury and suffering a foot fracture during his Alamo Bowl career finale ... Rehab from foot injury limited his Bengals spring work, but he's projected to be at full speed for training camp ... Averaged 52 catches and 557 yards over his first three Missouri seasons, despite sharing time with Martin Rucker, another standout TE ... Son of Paul Coffman, former Pro Bowl TE with Green Bay who also played for Kansas City.

COACH MARVIN LEWIS SAYS: "Chase can bring us that big-time receiving threat at tight end, and we are excited about that. He has played in a lot of spread formations. He's a big-frame guy, and we feel he has the tenacity to develop into a fine NFL player."

COLLEGE HIGHLIGHTS: CAREER—Played 50 games over four seasons (2005-08) at Missouri ... In addition to his NCAA tight end-record of 247 catches, he posted second-most career yards by a TE (2659) ... His 30 career TDs also were second-most by a TE ... Helped lead Tigers to 37-16 record during his career, including 22-6 over his last two seasons ... Played in four bowl games, Tigers winning three. **2008—**In addition to his Mackey Award, he was named Mizzou's Most Valuable Player ... His 90 receptions produced 987 yards and 10 TDs ... Played his first season as a full-time starter, after sharing time during his first three campaigns ... As a blocker, credited with 55 knockdowns and five TD-producing blocks. **2007—**Earned second-team All-Big 12 honors while catching 52-for-531 with seven TDs ...

Helped lead team to 12-2 record, including 38-7 Cotton Bowl rout of Arkansas ... Rated with only one dropped ball on the season. **2006—**Caught 58-for-638 with nine TDs as a sophomore, earning first-team All-Big 12 from *Associated Press* ... Made his first career pass attempt in Sun Bowl vs. Oregon State, completing it for 29-yard TD ... Credited with 84 knockdown blocks and 10 TD-producing blocks, winning team's Hammer Award for blocking. **2005—**Played in 12 games as a freshman, and his 47 catches tied him with teammate Martin Rucker for conference receiving lead among TEs ... Named a Freshman All-American by *College Football News*.

COACH JONATHAN HAYES SAYS: "I've known this kid since he was a baby. His dad (Paul Coffman) and I used to work out together, and we played together with the Chiefs. I know his work ethic. He will work hard to gain all the nuances of the game. He's smart, driven. He wants to be successful. Those are the types of guys you want in your locker room."


HIGH SCHOOL: Attended Raymore-Peculiar HS in Peculiar, Mo., where he earned first-team all-state honors for three seasons ... Named his conference Player of the Year as a senior, when he scored 16 TDs (41-for-886 receiving) while helping team to 13-0 record and Class V state title ... As a senior, teamed with his younger brother, Carson, who was team's starting QB ... Lettered three times in basketball, and was a first-team all-conference selection as a junior.

PERSONAL: Hometown is Peculiar, Mo. ... Holds degree in business from Missouri, and was an All-Academic Big 12 football selection ... Younger brother, Carson, is a QB at Kansas State.

CHASE COFFMAN'S STATISTICS

YEAR	TEAM	G-GS	Receiving				Rushing				Scoring					
			NO	YDS	AVG	LG	TD	ATT	YDS	AVG	LG	TD	TD	TD-R	2-PIC	PTS
2005	Missouri	12-1	47	503	10.7	33	4	0	0	—	—	0	4	0	4	0
2006	Missouri	13-6	58	638	11.0	37	9	0	0	—	—	0	9	0	9	0
2007	Missouri	13-1	52	531	10.2	33	7	1	8	8.0	8	0	7	0	7	0
2008	Missouri	12-12	90	987	11.0	48	10	0	0	—	—	0	10	0	10	0
CAREER		50-20	247	2659	10.8	48	30	1	8	8.0	8	0	30	0	30	0

ADDITIONAL STATISTICS: Passing — 1-for-1 for 29 yds. and a TD in 2006; 0-for-1 in both 2007 and 2008.



Draft Round: 4th
Overall Selection: 106th
College: Arkansas

Height: 6-4
Weight: 315
Born: 8-11-86

Luigs was a three-time finalist for Rimington Award (nation's top center), and he won the honor as a junior in 2007 ... Started all 49 games he played, 42 at center and seven at guard ... A 300-pounder with top-rated quickness, he earned a reputation as a savvy field leader at the crucial center spot ... Credited with allowing only 4.5 sacks on 756 career pass plays ... Maintained his key team status despite Arkansas undergoing a head coaching change between his junior and senior seasons.

COACH MARVIN LEWIS SAYS: "Jon is a big, strong guy, and very, very smart. He was a pleasure in the time we spent with him at the Scouting Combine, and we also spent time with him at the Senior Bowl, so we have been around him quite a bit. He's competitive and tenacious."

COLLEGE HIGHLIGHTS: CAREER—Played four seasons (2005-08) at Arkansas, after spending 2004 on the scout team ... Credited with 237 knockdown blocks and 43 TD-producing blocks ... Blocked for six 1000-yard rushing performers ... Vied through his career with Alabama standout Antoine Caldwell for recognition as top center in Southeastern Conference. **2008**—Finalist for Rimington Award for the third straight season ... Honorable mention All-America honors from *Sports Illustrated* ... Credited with a key block on 10 of Arkansas' 13 rushing TDs for the season. **2007**—Won Rimington Award while helping Razorbacks to Cotton Bowl berth ... Earned multiple first-team All-America nods, including CBS Sports, Football Writers Association, *The Sporting News* and *College Football News* ... Anchored a line that

tied for fourth in nation in rushing yards (286.5 per game) and ranked fifth in fewest sacks allowed (1.00 per game). **2006**—Earned third-team All-America nod from *Associated Press* and first-team All-SEC from league coaches and the *AP*, while helping lead Arkansas to 10-3 record, including Capitol One Bowl berth vs. Wisconsin ... Played on only the third line in SEC history to block for two 1000-yard rushers in same season, as Darren McFadden gained 1647 and Felix Jones gained 1168. **2005**—Started in 10 of team's 11 games, missing one due to ankle sprain, and earned first-team Freshman All-America nods from *ESPN.com* and Football Writers Association ... Had seven starts at RG and three at center ... Helped team average 216.9 rushing yards, 12th in NCAA. **2004**—Competed on scout team at guard and center.

TWO WINNERS FOR CINCINNATI: In 2007, Luigs shared the Southeastern Conference's Jacobs Blocking Trophy with another Bengals 2009 draftee, first-round OT Andre Smith of Alabama.

HIGH SCHOOL: Attended Pulaski Academy in Little Rock, Ark., where he played C, OT and DE ... Named as a senior to *Associated Press* Arkansas Super Team and *Arkansas Democrat-Gazette* All-Arkansas team ... Capped his senior year by helping Pulaski win its first state title (Class 3A) with a 13-2 mark.

PERSONAL: Hometown is Little Rock, Ark. ... Four-year qualifier for Academic Honor Roll at University of Arkansas, majoring in transportation and logistics ... Last name is pronounced "LOO-igs."

COLLEGES WITH MOST DRAFT PICKS BY YEAR — LAST 20 YEARS

2009 Southern California - 11	1999 Florida, Ohio State - 8
2008 Southern California - 10	1998 Washington - 10
2007 Florida - 9	1997 Arizona State, Miami (Fla.), Nebraska - 8
2006 Southern California - 11	1996 Penn State - 10
2005 Oklahoma - 11	1995 Colorado, Florida State - 10
2004 Ohio State - 14	1994 Notre Dame - 10
2003 Florida, Miami (Fla.), Tennessee - 8	1993 Notre Dame, Miami (Fla.) - 9
2002 Miami (Fla.) - 11	1992 Washington - 11
2001 Florida State - 9	1991 Miami (Fla.) - 11
2000 Tennessee - 9	1990 Southern California - 10



KEVIN HUBER

Punter

Draft Round: 5th
Overall Selection: 142nd
College: Cincinnati

Height: 6-1
Weight: 210
Born: 7-16-85

10

The first specialist selected in the 2009 NFL Draft, Huber shows clear potential as a player who can flip field position at the NFL level ... Played two seasons in No. 1 role at University of Cincinnati and led nation in net punting in both years ... Averaged 45.5 gross yards on 124 career punts, with 49 kicks (40 percent) of 50+yards ... As a junior, averaged 46.9 yards gross and became first UC player to win national punting title ... Posted his high average without excessive touchbacks, as 47 of his punts (38 percent) pinned opponents inside their 20-yard line ... Only 37 of his punts (30 percent) were returned, none for touchdowns ... Was holder for placekicks in college.

COACH MARVIN LEWIS SAYS: "We need to get better in our punting game, and this is a step to really fix that. Kevin has played in big games and played well, changing some games due to field position."

CINCINNATI ALL THE WAY: Huber is only the second player drafted by the Bengals who has grown up and attended high school in Cincinnati and has also played in college in the Queen City. Huber attended McNicholas High before enrolling at Cincinnati. The first such player was RB Clem Turner, a fourth-round Bengals draftee in 1969 who went to Woodward High, then to UC. Turner played for the Bengals only in '69; he then played for Denver from 1970-72.

COLLEGE HIGHLIGHTS: CAREER—Played four seasons (2005-08) at Cincinnati, with 117 of his 124

punts coming in his last two campaigns ... Eighth player in Division I/FBS history to average 45.0 yards or more for his career ... Had seven punts of 60 yards or more. **2008**—Led nation in net punting average (41.8) and ranked seventh in gross average (45.0) ... Helped lead Bearcats to 11-3 record and school's first Orange Bowl berth ... First UC player to earn first-team All-America nod from American Football Coaches Association ... Had 24 inside-20 kicks and just three touchbacks ... Played in Senior Bowl for North team, coached by Marvin Lewis and Bengals staff. **2007**—Led the nation in gross avg. (school-record 46.9) and net avg. (40.2), winning Big East nod as Special Teams Player of the Year ... Helped Bearcats to 10-3 record and earned first-team All-America honors from *The Sporting News* ... Topped the former UC gross season record by more than three yards (Adam Wulfeck, 43.8 in 2001). **2006**—Spent his sophomore regular season as No. 2 punter behind Brian Steel ... Played only in the season-ending International Bowl, kicking 51 and 50 yards in two tries vs. Western Michigan. **2005**—Played in two games as a freshman. **2004**—Redshirt year; did not play.

HIGH SCHOOL: Three-time all-league selection at Cincinnati's McNicholas HS ... Helped lead team to a state playoffs berth as a senior.

PERSONAL: Hometown is Cincinnati ... Finance major at Univ. of Cincinnati, twice earning Commissioner's Honor Roll when Bearcats played in Conference USA and later making Big East All-Academic team.

KEVIN HUBER'S STATISTICS

YEAR	TEAM	G	Punting									
			NO	YDS	AVG	LG	TB	FC	50+	I-20	BLK	
2004	Cincinnati	0	DID NOT PLAY — REDSHIRTED									
2005	Cincinnati	2	5	166	33.2	49	0	1	0	3	0	
2006	Cincinnati	1	2	101	50.5	51	0	1	2	0	0	
2007	Cincinnati	13	57	2672	46.9	62	11	9	27	20	0	
2008	Cincinnati	14	60	2697	45.0	64	3	13	20	24	0	
CAREER		30	124	5636	45.5	64	14	24	49	47	0	



MORGAN TRENT

Cornerback

25

Draft Round: 6th
Overall Selection: 179th
College: Michigan

Height: 6-1
Weight: 195
Born: 12-14-85

An excellent coverage player at Michigan, Trent has the size and strength to develop into an effective bump-and-run player in Bengals scheme ... A three-year Wolverine starter, he posted 31 career passes defended (interceptions plus break-ups), fifth in school history ... Switched from RCB to LCB in 2007, taking over the spot vacated by former Wolverine and current Bengal Leon Hall.

COACH KEVIN COYLE SAYS: "I remember when we were evaluating Leon Hall a few years ago, there was this No. 14 who kept catching your eye on the tape. And at the Michigan workout that year, I remember meeting (Trent) and saying, 'Maybe in a couple years, I could be back here talking to you.' It's funny how it ended up panning out. Morgan is a good-sized player, and he ran sub-4.5 at the Combine. He fits the style of defense we are playing now."

COLLEGE HIGHLIGHTS: CAREER—Played four seasons (2005-08) at Michigan, seeing action in 48 games with 41 starts ... Did not play as a redshirt in 2004 ... Totaled 149 tackles, with seven INTs and 24 additional passes defended. **2008**—Started all 12 games at LCB and served as one of four team captains ... Named to Watch List for '08 Thorpe Award (nation's top DB) ... Had two INTs on Sept. 13 at Notre Dame. **2007**—Started all 13 games at LCB as Michigan finished 9-4, with Capital One Bowl victory over Florida ... Had two INTs and a career-high 10 passes broken up ... Shared team's Outstanding Defensive Contributor award with LB Shawn Crable ... Used his speed to make a notable touchdown-saving

tackle in each of the last two games, bringing down Ohio State RB Beanie Wells and Florida WR Percy Harvin. **2006**—Started 11 games at RCB as a sophomore for Michigan club that went 11-0 before losing its final two, at Ohio State and vs. Southern Cal in Rose Bowl ... Had career-best 45 tackles. **2005**—Played in 11 games with five starts as a redshirt freshman, earning *Sporting News* freshman All-America honorable mention and freshman all-Big Ten first team ... Missed Alamo Bowl season finale vs. Nebraska due to injury. **2004**—Played on scout team as a redshirt.

TOUGH SWITCH: Trent was a star wide receiver in high school and was recruited at that position, but he was switched to DB during his 2004 redshirt year at Michigan. "Coach (Lloyd) Carr thought it would be a good move for me, and I wanted to be on the field, so I was willing," Trent says. "It's a much harder position than playing receiver. You're out there by yourself. You have to be mentally tough."

HIGH SCHOOL: Attended St. Mary's HS in Orchard Lake, Mich. ... Earned most of his notice at WR, where he caught 84 passes for 1533 yards and 16 TDs, but he also set a school record as a DB with 23 INTs ... Also a track star, he set indoor state records in the 60-yard dash (6.83) and 200-meter run (21.79) while also posting a 10.7 in the 100 meters.

PERSONAL: Hometown is San Diego, Calif. ... Sociology major at University of Michigan ... Father, Phillip, played football at Nebraska.

MORGAN TRENT'S STATISTICS

YEAR	TEAM	G-GS	Defense							Interceptions				
			ST	AT	TT	SKS-YDS	PD	FF	FR	NO	YDS	AVG	LG	TD
2004	Michigan	0-0	DID NOT PLAY — REDSHIRTED							DID NOT PLAY				
2005	Michigan	11-5	20	2	22	0-0	6	0	0	1	3	3.0	3	0
2006	Michigan	12-11	40	5	45	0-0	3	0	1	1	0	0.0	0	0
2007	Michigan	13-13	32	9	41	0-0	10	0	1	2	0	0.0	0	0
2008	Michigan	12-12	28	13	41	0-0	5	0	0	3	0	0.0	0	0
CAREER		48-41	120	29	149	0-0	24	0	2	7	3	0.4	3	0

ADDITIONAL STATISTICS: 1 kickoff return for 21 yards in 2008.



Draft Round: 6th
Overall Selection: 209th
College: Abilene Christian

Height: 5-10
Weight: 200
Born: 2-10-84

Winner of the 2008 Harlon Hill Award — the NCAA Division II "Heisman" — Scott brings huge numbers to his NFL roster bid ... Posted back-to-back 2000-yard rushing efforts in his two seasons at Abilene Christian, scoring a mind-boggling 73 touchdowns ... Helped 11-1 ACU go two games deep in the playoffs as a senior, and over those 12 games he averaged 179.7 rushing yards, with three games over 250 and a season-low of 116 ... Averaged 8.6 yards per carry as a junior (251-for-2165) and averaged 8.1 yards as a senior 266-2156) ... Compact runner who can break tackles, and has shown exceptional instincts in traffic.

COACH JIM ANDERSON SAYS: "Bernard has dominated the competition wherever he's been in football. He has busted his tail to get this opportunity, after going through some troubles as a younger guy. He's a good person and just a really good player, and I'm confident he's going to do all the things we need for him to be the very best player he can be."

MAKING HIS POINTS: In just two seasons at Abilene Christian, Scott scored 438 points, climbing to second place on the Lone Star Conference's all-time list. The only player to top him, with 458 points, was another Abilene player, Wilbert Montgomery, who played four seasons (1973-76). Montgomery went on to play nine NFL seasons, mostly with Philadelphia, posting 6789 career rushing and 2502 career receiving yards.

MORE COLLEGE HIGHLIGHTS: CAREER— Played two seasons (2007-08) at Abilene Christian, posting school-record 4321 rushing yards and 5712 all-purpose yards ... Set 12 Lone Star Conference records (career, season or game) ... Began his college career

at Central Arkansas in 2004, and played at Blinn JC in Brenham, Texas, in 2006 ... Did not play football in 2005, due to off-field issues. **2008—**Set conference record for 100-yard rushing games in a season, hitting triple figures in all 12 contests ... Led Wildcats to just the second perfect regular season (10-0) in program history, and to school's first LSC championship since 1973 ... Team finished 11-1, with loss in second round of playoffs ... Averaged 233 rushing yards in five games against nationally-ranked opponents ... Scored a Division II record of seven TDs on Nov. 22 vs. West Texas A&M. **2007—**Set LSC rushing record with 2165 yards, and set Division II season records with 39 TDs and 234 points ... Led ACU to 9-3 record, including two postseason games ... In earning the first of two straight first-team All-America nods, he became the first ACU All-American RB since Wilbert Montgomery in 1973 ... Rushed for career-high and school-record 303 yards in triple overtime playoff loss on Nov. 24 at Chadron State. **2006—**Helped lead Blinn JC (Brenham, Texas) to a 12-0 season and NJCAA national title ... Finished his only JC season with 1892 rushing yards, first in the nation ... Earned MVP honors in national title game with 193 rushing yards. **2005—**Did not play football. **2004—**Played for Central Arkansas, and was named Gulf South Conference Freshman of the Year after rushing for 1026 yards ... His offensive coordinator was current Abilene Christian coordinator Ken Collums, and his offensive line coach was current ACU head coach Chris Thomsen.

HIGH SCHOOL: As a junior at Vernon (Texas) HS in 2001, rushed for 2424 yards and 19 TDs in 13 games, earning Class 3A all-state honors ... Graduated from Wichita Falls (Texas) High School in 2003.

PERSONAL: Hometown is Vernon, Texas.

BERNARD SCOTT'S STATISTICS

YEAR	TEAM	G	Rushing					Receiving				
			NO	YDS	AVG	LG	TD	ATT	YDS	AVG	LG	TD
2004	Central Arkansas	11	163	1026	6.3	36	11	10	71	7.1	18	0
2005		0	DID NOT PLAY					DID NOT PLAY				
2006	Blinn College	12	297	1892	6.4	NA	27	NA	NA	NA	NA	NA
2007	Abilene Christian	13	251	2165	8.6	90	35	46	565	12.3	55	4
2008	Abilene Christian	12	266	2156	8.1	80	28	47	826	17.6	56	6



Draft Round: 7th
Overall Selection: 215th
College: Brigham Young

Height: 6-0
Weight: 260
Born: 3-9-84

Vakapuna has classic fullback build, with greater athleticism than many players his size ... Bengals coaches have likened his potential to Naufahu Tahi, a FB/HB from BYU who began his NFL career with Bengals before moving on to Minnesota ... Has excellent roster opportunity, with no established FB in Bengals fold entering training camp.

COACH JIM ANDERSON SAYS: "Fui is a very talented young man. He played both fullback and running back for BYU, and we'll look for him to make the full transition to fullback in the NFL. He has the want-to, the size and all the athleticism. To play fullback in this league, you have to have the mental toughness to do it, and he has that. It's our job to coach him to be as good as he can possibly be."

COLLEGE HIGHLIGHTS: CAREER—Played four seasons at Brigham Young (2003 and '06-08), with a redshirt year in 2002 ... Did not play in 2004-05, while serving a church mission ... Played in 42 games over four seasons, totaling 1181 rushing yards, and helped lead BYU to a 32-7 record over his final three campaigns. **2008**—Played in 12 games for BYU team that posted 10-3 record ... Made eight starts at FB ... Posted 4.9-yard rushing average, going 54-for-291 with three TDs. **2007**—Earned team's Leon White Award for unselfish

devotion (Leon White played LB for Bengals from 1986-91, following his BYU career) ... Battled injuries to play in 10 games ... Helped lead club to Mountain West Conference title, with 11-2 record, including Las Vegas Bowl win over UCLA ... Rushed for career-best 97 yards, on just 14 carries, in win at San Diego State. **2006**—Posted career highs in rushing yards (481), rushing TDs (eight) and total TDs (11) ... Helped lead BYU to Mountain West title, with an 11-2 record, including 38-8 win over Oregon in Las Vegas Bowl. **2003**—Prior to serving his two-year church mission, launched his BYU career by playing in eight games ... Rushed only 30 times, but posted career-best average of 5.2 yards per carry. **2002**—Redshirted as a true freshman.

HIGH SCHOOL: Attended East HS in Glendale, Utah, where he was a three-year letter winner in both football and track ... Clocked a 40-yard dash time of 4.4 ... Rushed for 1107 yards as a senior and was named team's Most Valuable Player.

PERSONAL: Hometown is Glendale, Utah ... Oldest of eight children ... Served a two-year church mission in 2004-05 in Carlsbad, Calif. ... Was MVP of a national championship rugby team during his high school years ... Name is pronounced "FOO-ee vah-kuh-POO-nuh."

FUI VAKAPUNA'S STATISTICS

YEAR	TEAM	G	Rushing					Receiving					Scoring					
			ATT	YDS	AVG	LG	TD	NO	YDS	AVG	LG	TD	TD	TD-R	TD-P	TD-R	2-PIC	PTS
2002	Brigham Young	0	DID NOT PLAY — REDSHIRTED					DID NOT PLAY					DID NOT PLAY					
2003	Brigham Young	8	30	157	5.2	28	1	6	29	4.8	11	0	1	1	0	0	0	6
2004			DID NOT PLAY					DID NOT PLAY					DID NOT PLAY					
2005			DID NOT PLAY					DID NOT PLAY					DID NOT PLAY					
2006	Brigham Young	12	92	481	4.8	38	8	11	87	7.9	24	3	11	8	3	0	0	66
2007	Brigham Young	10	73	252	3.5	18	2	1	4	4.0	4	0	2	2	0	0	0	12
2008	Brigham Young	12	54	291	4.9	33	3	10	69	6.9	12	1	4	3	1	0	0	24
CAREER		42	249	1181	4.7	38	14	28	189	8.8	24	4	18	14	4	0	0	108

LIGHTING UP THE SCOREBOARD

In Games 12-15 of the 1997 season, the Bengals became the first Cincinnati team to score 30 or more points in four straight games.

Cincinnati scored 31 vs. Jacksonville on Nov. 23 (won 31-26); posted 42 at Philadelphia on Nov. 30 (lost 44-42); scored 41 vs. Tennessee on Dec. 4 (won 41-14); and notched 31 vs. Dallas on Dec. 14 (won 31-24).



CLINTON McDONALD

Defensive Tackle

69

Draft Round: 7th
Overall Selection: 249th
College: Memphis

Height: 6-2
Weight: 290
Born: 1-6-87

An athletic defensive lineman with the potential to play end as well as tackle ... Makes use of quick hands to get separation from blockers ... A team leader at Memphis, he is the only player under coach Tommy West to be voted as one of two permanent captains as a junior, and he held that role as a senior ... From his DT spot, tied for fourth last season in Conference USA in sacks (seven) ... Starter for East team in East-West Shrine Game following '08 season.

COLLEGE HIGHLIGHTS: CAREER—Played four seasons (2005-08) at Memphis, seeing action in 48 games with 33 starts ... Totaled 141 tackles, with 11.5 sacks and 19 tackles-for-loss ... Recorded three forced fumbles and two fumble recoveries. **2008**—In addition to earning starting role for East-West Shrine Game, he was voted first-team All-Conference USA ... His team-leading seven sacks produced 55 yards in losses ... Tied a school record with four sacks vs. Arkansas State, and was named C-USA Defensive Player of the Week ... Prior to season, was voted among team winners of the Glenn Jones Award, presented for "demonstrating leadership through determination and courage, both on and off the

field." **2007**—Started all 13 games as Memphis went 7-5 before falling to Florida Atlantic in New Orleans Bowl ... Logged career-high 55 tackles ... Led team in sacks (four) and tackles-for-loss (9.5) ... Had two forced fumbles and a fumble recovery. **2006**—Became a prominent player on defense during his sophomore season, playing all 12 games with 10 starts ... Blocked a field goal attempt and had six tackles in victory at Texas-El Paso, including a shared sack against now-Bengals teammate Jordan Palmer ... His 41 tackles ranked ninth on team. **2005**—One of six true freshmen to see action with Tigers ... Played in every game, primarily on special teams.

HIGH SCHOOL: Three-year letterman at Jacksonville (Ark.) HS ... Earned Class 5-A all-state honors and was named to *Arkansas Democrat-Gazette's* 5-A Top Prospects list ... Also lettered in basketball and threw shot in track.

PERSONAL: Hometown is Jacksonville, Ark. ... Listed on Conference USA Commissioner's Academic Honor Roll in 2005-06.

CLINTON McDONALD'S STATISTICS

			Defense							Interceptions				
YEAR	TEAM	G-GS	ST	AT	TT	SKS-YDS	PD	FF	FR	NO	YDS	AVG	LG	TD
2005	Memphis	12-0	3	3	6	0-0	0	0	0	—	—	—	—	—
2006	Memphis	12-10	20	21	41	0.5-4	1	0	1	—	—	—	—	—
2007	Memphis	13-13	27	28	55	4-22	1	2	1	—	—	—	—	—
2008	Memphis	11-10	18	21	39	7-55	0	1	0	—	—	—	—	—
CAREER		48-33	68	73	141	11.5-81	2	3	2	—	—	—	—	—

COLLEGES WITH MOST FIRST-ROUND DRAFT PICKS BY YEAR — LAST 20 YEARS

2009 Southern California - 3
2008 Southern California - 4
2007 Louisiana State - 4
2006 Ohio State - 5
2005 Auburn - 4
2004 Miami (Fla.) - 6
2003 Miami (Fla.), Penn State - 4
2002 Miami (Fla.) - 5
2001 Miami (Fla.) - 4
2000 Florida State - 3

1999 Ohio State - 3
1998 North Carolina, Tennessee - 3
1997 Florida State - 4
1996 Ohio State - 3
1995 Florida State, Michigan, Ohio State, Penn State - 3
1994 Notre Dame, Texas A&M - 3
1993 Notre Dame - 4
1992 (Multiple with 2)
1991 Tennessee - 3
1990 (Multiple with 2)



FREDDIE BROWN

Wide Receiver

84

Draft Round: 7th
Overall Selection: 252nd
College: Utah

Height: 6-4
Weight: 210
Born: 6-24-86

Brown broke into Utah's starting lineup as a senior and posted numbers that earned him a late draft selection ... Helped lead Utes to unbeaten (13-0) season with team-best totals of 77 catches and 900 yards, and he scored his first seven career TDs ... Starred in Utah's Sugar Bowl win over Alabama ... Tall, physical receiver with excellent hands and sharp grasp of offensive schemes.

COLLEGE HIGHLIGHTS: CAREER—Played four seasons (2005-08) at Utah, seeing action in 42 games ... Made 13 of his 15 starts as a senior ... Totaled 116 catches for 1358 yards with seven TDs. **2008**—His 77 catches were second-most for a season in Utes history ... Capped his career with a 12-catch, 125-yard game as Utah upset Alabama in Sugar Bowl ... Also had 100-yard games against TCU (105) and San Diego State (110), earning second-team All-Mountain West Conference honors ... Made three crucial catches on game-winning drive vs. TCU, scoring go-ahead TD with 48 seconds to

play. **2007**—Played in 12 games (no starts) for 9-4 Utah club, catching 20 passes for 219 yards ... His top game was a three-catch, 41-yard effort in Poinsettia Bowl victory over Navy. **2006**—Played 13 games with two starts as a sophomore, catching 17-for-196 ... Had career-long 42-yard catch in win Nov. 18 at Air Force. **2005**—Played in four games as a freshman, catching two-for-43. **2004**—Redshirted at Citrus College (Glendora, Calif.).

HIGH SCHOOL: Attended Damien HS in La Verne, Calif., where he was a first-team all-league selection in both football and basketball, lettering three times in each sport ... Helped Damien win back-to-back league championships, with career numbers of 61 receptions, 895 yards and six TDs.

PERSONAL: Hometown is La Verne, Calif. ... Earned bachelor's degree from Utah in human development and family studies.

FREDDIE BROWN'S STATISTICS

		Receiving						Rushing						Scoring						
YEAR	TEAM	G-GS	NO	YDS	AVG	LG	TD	ATT	YDS	AVG	LG	TD	TD	TD-R	TD-P	TD-RI	2-PIC	PTS		
2004	Citrus College	0-0	DID NOT PLAY						DID NOT PLAY						DID NOT PLAY					
2005	Utah	4-0	2	43	21.5	37	0	0	0	—	—	0	0	0	0	0	0	0		
2006	Utah	13-2	17	196	11.5	42	0	0	0	—	—	0	0	0	0	0	0	0		
2007	Utah	12-0	20	219	10.9	29	0	1	-5	-5.0	-5	0	0	0	0	0	0	0		
2008	Utah	13-13	77	900	11.7	41	7	0	0	—	—	0	7	0	7	0	0	42		
CAREER		42-15	116	1358	11.7	42	7	1	-5	-5.0	-5	0	7	0	7	0	0	42		

2009 NFL DRAFT BY POSITION

Position	Selected	Underclassmen
Defensive Backs.....	55.....	8.....
Wide Receivers.....	34.....	8.....
Linebackers.....	31.....	2.....
Running Backs.....	23.....	7.....
Defensive Ends.....	20.....	4.....
Tight Ends.....	20.....	4.....
Tackles.....	18.....	2.....
Defensive Tackles.....	17.....	2.....
Guards.....	13.....	0.....
Quarterbacks.....	11.....	4.....
Centers.....	8.....	0.....
Punters.....	3.....	0.....
Kickers.....	2.....	0.....
Long Snapper.....	1.....	0.....
Total	256	41

2009 NFL DRAFT DATA



2009 NFL DRAFT BY COLLEGE CONFERENCE

College Conference	Selected	Underclassmen
Atlantic Coast Conference	33	4
Big East	27	3
Big Sky Conference	1	0
Big South Conference	1	0
Big Ten Conference	28	6
Big Twelve Conference	28	5
Central Intercollegiate Athletic Association	1	0
Colonial Athletic Association	2	0
Conference USA	10	2
Gateway Football Conference	1	0
Great West Football Conference	1	0
(Independent)	1	0
Lone Star Conference	3	0
Mid-America Intercollegiate Athletic Association	1	0
Mid-American Conference	10	1
Mid-Eastern Athletic Conference	1	0
Missouri Valley Football Conference	1	0
Mountain West Conference	16	3
Northeast Conference	1	0
Ohio Valley Conference	1	0
Ontario Universities Athletic Association	1	1
Pacific Ten Conference	32	4
Southeastern Conference	37	12
Southern Conference	1	0
Southern Intercollegiate Athletic Conference	1	0
Southland Conference	4	0
Sun Belt Conference	2	0
Western Athletic Conference	10	0
Total	256	41



QUAN COSBY — WR

Height: 5-9

College: Texas


Weight: 196

Born: 12-23-82

12

Cosby played four years of pro baseball, as an outfielder in the Angels' farm system, before starting his standout college football career in 2005 ... Played four seasons (2005-08) at Texas, finishing second in school career receptions (212), third in receiving yards (2598) and fourth in receiving TDs (19) ... Played in 52 games with 35 starts, helping Longhorns to 45-7 record ... Played every game with three starts as a freshman as Texas capped 13-0 national championship season with Rose Bowl win over then-No. 1 USC ... Was consensus first-team All-Big 12 as a senior, helping Texas to 12-1 record with 92 catches for 1123 yards and 10 TDs ... 2008 Biletnikoff Award semifinalist ... Finished his career

with a streak of 44 straight games with at least one reception ... Averaged 23.7 yards on 73 career kickoff returns and 11.3 yards on 33 punt returns ... A sixth-round baseball draft choice in 2001, he played two rookie league and two Class A seasons in Angels system, batting .260 in 340 career games ... Born in Waco, Texas; hometown is Mart, Texas ... Two-time first-team Class 2A all-state selection as QB and DB at Mart High School ... Batted .479 as a prep senior in baseball; won track state titles in 100 and 200 meters ... Social work major at Texas; first-team Academic All-Big 12 in 2008 ... A leader in UT's community service program and was a major organizer of several events ... Twin brother, Quincy, played football at Baylor ... First name is pronounced "Kwahn" ... Signed Bengals contract on 5-1-09.



COLIN DOW — G

Height: 6-5

College: Montana

Weight: 315

Born: 2-25-86

67

One of the top offensive linemen in Univ. of Montana history, Dow played 49 games with 41 starts over four seasons (2005-08) ... Helped offense average 179 rushing yards per game as a junior and 175 yard per game as a senior ... During his career, Grizzlies had a 45-9 record and won the Big Sky Conference championship every year ... Dow helped lead team to FCS national semifinals in 2006 and to FCS title game in '08 ... Started every game at LG for 14-2 team as a senior in 2008 and earned

multiple nods as an FCS first-team All-American, including *Associated Press* and Walter Camp Foundation ... Slowed early in the 2007 season by injuries, but started the last 10 games at center ... First-team All-Big Sky as a sophomore ... Did not play as a redshirt in 2004 ... Hometown is Billings, Mont. ... Earned football all-state honors at Billings Senior High School and also lettered in track ... Team captain in football and track as a prep senior, and was school's student body president as a senior ... Psychology major at Montana ... Signed Bengals contract on 4-30-09.



DARIUS HILL — TE

Height: 6-7

College: Ball State

Weight: 245

Born: 8-26-85

49

Tall, powerful prospect established new Ball State career mark for TD receptions (31) ... His 2473 career receiving yards rank third in school history, and his 158 receptions rank third ... Played in all of team's 50 games during his career (2005-08), and was named first-team All-Mid-American Conference as both a junior and a senior ... Earned honorable mention All-America from *SI.com* as a junior, when he posted a school-record 11 TD receptions while catching 65 passes for 926 yards ... Had streak of five straight games with a TD as a junior ... As a senior last

season, he helped lead Cardinals to 12-2 mark, including a 12-0 start before losses to Buffalo (MAC title game) and Tulsa (GMAC Bowl) ... Caught 40-for-670 last season with seven TDs ... Caught 42-for-741 as a sophomore, and his 10 TD catches were a school record until he broke it the next season ... Did not play as a redshirt in 2004 ... Born in St. Charles, Mo.; hometown is Blue Springs, Mo. ... Attended Blue Springs High School, where he helped team to a 13-0 record as a senior ... Earned three prep letters in basketball ... Participated in Bengals 2009 rookie minicamp as a tryout player, and was signed to a contract on 5-3-09, following the camp.



MARLON LUCKY — HB

Height: 5-11

College: Nebraska

Weight: 218

Born: 2-28-86

30

Lucky played four seasons (2005-08) at Nebraska and compiled 4214 all-purpose yards, fourth-most in school history ... Played 50 games, with 29 starts ... Averaged 4.6 yards per carry while rushing for 2393 yards ... His 135 career receptions rank fourth all-time at NU, and his 75 catches in 2007 are a Husker record ... Top statistical season was his 2007 junior campaign, when he rushed for 1057 yards (4.9 avg.) with nine TDs ... Earned Walter Camp National Offensive Player of the Week award in 2007 vs. Nevada, when he rushed 20-for-233 with three TDs and also caught a TD pass ... Twice named Big 12 Offensive Player of the Week in '07 ... Tied for team lead

with seven rushing TDs as a senior, totaling 517 yards ... Occasionally triggered the offense by taking direct snaps from center, and threw four career TD passes ... Topped the 1000-yard mark from scrimmage as a sophomore, rushing for 728 yards (5.2 avg.) and adding 383 on 32 receptions ... Lived through seventh grade in Dallas, Texas, and then moved to Los Angeles area ... Attended North Hollywood High School, where he rushed for 2036 yards and 40 TDs as a senior ... Also won four prep letters in track ... Sociology major at Nebraska, and made Big 12 Commissioner's spring 2007 honor roll ... Volunteered time at NU to assist with hospital visits and with Read to Succeed Book Drive ... Signed Bengals contract on 4-30-09.



RICO MURRAY — CB

Height: 5-11

College: Kent State

Weight: 202

Born: 8-21-87

44

Cincinnati native played 47 games over four seasons (2005-08) at Kent State, with 31 starts ... Shows quickness and good instincts in pass coverage, reacting well out of his backpedal ... Started 11 games at CB as a senior, named one of four team captains, and led team in pass break-ups (seven), with one INT ... Logged 218 career tackles and four INTs ... Ranked fourth on team in tackles (72) last season, and added two fumble recoveries and a forced fumble ... Nine tackles last season against Boston College, and had an INT plus a 20-yard fumble return in

win over Temple ... Third on team in tackles (75) as a junior, and also had nine pass break-ups plus one INT ... Earned team's Most Improved award on defense as a junior ... Received honorable mention on *The Sporting News* Freshman All-America team in 2005, when he played 11 games with eight starts and had two INTs ... Attended Cincinnati's Moeller High School, where he was a first-team All-Greater Catholic League selection as both a junior and a senior ... Returned three of his eight INTs for TDs as a high school senior ... Physical education major at Kent State ... Signed Bengals contract on 4-30-09.



TOM NELSON — S

Height: 5-11

College: Illinois State

Weight: 203

Born: 12-4-86

43

A four-year standout in FCS play at Illinois State, Nelson started all 46 games he played over the 2005-08 seasons ... Totaled 266 tackles, seven INTs, 21 pass break-ups, two forced fumbles and three fumble recoveries ... Also averaged 22.8 yards on 84 career kickoff returns and 10.8 yards on 34 career punt returns ... As a senior, had a 97-yard KO return for a TD at Western Illinois and an 82-yard punt return for a score at Murray State ... Led team with 81 tackles as a senior, and led Missouri Valley Conference in punt returns, averaging 15.6 yards on 17 returns ... As a junior, had two INTs against

Chase Daniel, Missouri's Heisman Trophy finalist ... Had career-high 86 tackles as a junior, ranking third on team ... Helped Redbirds to 9-4 season as a sophomore in 2006, when his career-high four INTs included a pair of thefts against Kansas State ... Named as conference Freshman of the Year in 2005, when he started all 11 games and posted 57 tackles ... Hometown is Arlington Heights, Ill. ... Attended John Hersey High School, where he lettered in football, basketball and baseball ... In his senior prep football season, rushed for 900 yards and nine TDs while also passing for 1034 yards and eight TDs as an option QB ... Honor roll student ... Signed Bengals contract on 4-30-09.



GREG ORTON — WR

Height: 6-3

College: Purdue

Weight: 207

Born: 12-17-86

16

Dayton, Ohio, native played four seasons (2005-08) at Purdue and finished fifth in school history in career receptions (203) while ranking sixth in receiving yards (2356) ... Played in all 50 Boilermaker games during his career ... Scored 13 TDs ... Caught career-best 69 passes as a senior last season, tying his career high for TDs (five) and gaining 720 yards ... His 5.8 catches per game last season ranked second in Big Ten, and he was an honorable mention all-league selection by both coaches and media ... His four-yard catch and subsequent pitch to Desmond Tardy on a hook-and-lateral play produced the winning TD

last year vs. Michigan ... Posted career-best 752 receiving yards as a junior, with 67 catches and three TDs ... Had season-best 10 catches as a junior vs. Ohio State, and helped Purdue win Motor City Bowl with nine catches for 136 yards and a TD vs. Central Michigan ... Caught 58-for-790 with five TDs as a sophomore, including a score vs. Maryland in Champs Sports Bowl as he caught eight-for-95 ... Attended Wayne High School in Greater Dayton, where he earned first-team all-state honors as a senior and was ranked No. 19 WR in nation by *SuperPrep* ... Purdue major was organizational leadership and supervision ... Hobbies include table tennis and movies ... Signed Bengals contract on 4-30-09.



PERNELL PHILLIPS — DT

Height: 6-0

College: Central State

Weight: 311

Born: 4-5-85

79

Cincinnati native will bid to become the second player from Central State (Wilberforce, Ohio) to make Bengals roster, potentially joining DT Roosevelt Nix (1992-93) ... Phillips was a top performer for Central State in the weight room as well as on the field, and has the size and strength to handle an interior DL position at the pro level ... Played four seasons (2005-08) for Marauders, totaling 127 tackles (67 solo) with 19.5 tackles-for-loss and seven sacks ... Made considerable progress in his footwork and quickness

the last two seasons, working with Carl Powell and Mike St. Clair, former Bengals defensive linemen on the Central State coaching staff ... Had career-high 40 tackles (23 solo) as a senior ... Career-best eight tackles for loss as a junior, and posted career-best 3.5 sacks as a sophomore ... Attended Cincinnati's Taft High School, where he played under head coach Mike Martin, a former Bengals WR ... Manufacturing engineering major at Central State ... Signed Bengals contract on May 3, following an impressive performance as a tryout player in Cincinnati's rookie minicamp ... First name is pronounced "per-NELL."



CHRIS PRESSLEY — FB

Height: 5-11

College: Wisconsin

Weight: 260

Born: 8-8-86

36

Powerful blocker who has been a star in the weight room as well as on the field, Pressley aided individual running back seasons of well over 1000 yards in each of his three years of seeing significant playing time ... In Wisconsin program for five seasons (2004-08), including a 2006 redshirt year when he was unable to play due to a leg injury ... Played in 37 of Badgers' 39 games over 2005 and '07-08, and supported team rushing averages in those three seasons of 168.0, 200.8 and 211.2 ... With Pressley as lead blocker, RB P.J. Hill rushed for 1212 yards in '07 and 1161 yards in '08, with per-carry averages of 5.2 and 5.1 ... As a sophomore in 2005, Pressley played in 12 games with three starts and helped Brian Calhoun rush for 1636 yards with 4.7 avg. ...

Helped Badgers finish 10-3 in '05 and 9-4 in '07 ... Averaged 4.1 yards per rush for his career (25-103), with one TD ... Made his only two career receptions in '07, including two-yarder for TD vs. Ohio State ... Hometown is Woodbury, N.J. ... Attended Woodbury High School, where he was named South Jersey Back of the Year after rushing for 1630 yards and 22 TDs as a senior ... Also lettered in track and wrestling ... Was in National Honor Society in high school and went on to win Wisconsin's Ivan B. Williamson Scholastic Award ... In 2008, named Academic All-Big Ten and won the conference's Sportsmanship Award ... Spent three weeks in China in summer of 2007 as part of an educational trip through Wisconsin School of Business ... Majored in life science communication at Wisconsin ... Signed Bengals contract on 4-30-09.



DAVID RICHMOND — WR

Height: 6-2

College: San Jose State


Weight: 194

Born: 4-1-87

19

A late starter in organized football, Richmond did not seriously take up the sport until junior college, following an outstanding high school career as a basketball player ... He is among San Jose State's most prolific career pass receivers despite playing only two seasons (2007-08) ... His 127 receptions rank fourth on SJSU's all-time list, and his 1684 receiving yards rank sixth ... One of only two players in school history to post back-to-back 800-yard receiving seasons, logging 852 as a junior and 832 as a senior ... Named second-team All-Western Athletic Conference as

a senior ... Had an early breakout game in his Spartans career, with 10 catches for 180 yards on 9-22-07 vs. Utah State, and his two TDs included a 31-yard game-winner with 0:53 to play ... Took up football in 2005, when he enrolled at Santa Ana (Calif.) Junior College ... Played in only one game in '05, but caught 54-for-842 with nine TDs in '06, earning first-team all-region honors ... Hometown is Anaheim, Calif. ... Attended Garden Grove High School, where he was league Most Valuable Player in basketball as a senior and was a three-time first-team all-league selection ... Led his basketball league in scoring (20.9) as a senior ... Signed Bengals contract on 4-30-09.



DAN SKUTA — LB

Height: 6-2

College: Grand Valley State

Weight: 251

Born: 4-21-86

46

A standout defensive line-man and linebacker in the NCAA Division II ranks, Skuta will bid for a full transition to linebacker in the NFL ... Earned first-team All-America honors as a senior from *Associated Press* ... Played four seasons (2005-08) at Grand Valley State (Allendale, Mich.), following a redshirt year in 2004, and helped lead Lakers to an overall 51-2 record, with national championships in '05 and '06 ... His 33.5 career sacks rank third in Division II history, and his opportunities were limited by GVSU's dominance, as he often sat

out for much of the second half in lopsided games ... During his career, GVSU won 25 games by 24 or more points ... Opened his career with 40 straight winning games, as GVSU went 13-0 in '05, 15-0 in '06, and then 12-0 in '07 before losing in the playoffs to finish 12-1 ... Hometown is Flint, Mich. ... Attended Carman-Ainsworth High School, where as a two-way senior he tallied 116 tackles while rushing for 1092 yards and 20 TDs ... Also played baseball in high school ... Hobbies include fishing, snowmobiling, hunting and dirt bike riding ... Last name is pronounced "SKOO-tuh" ... Signed Bengals contract on 4-30-09.

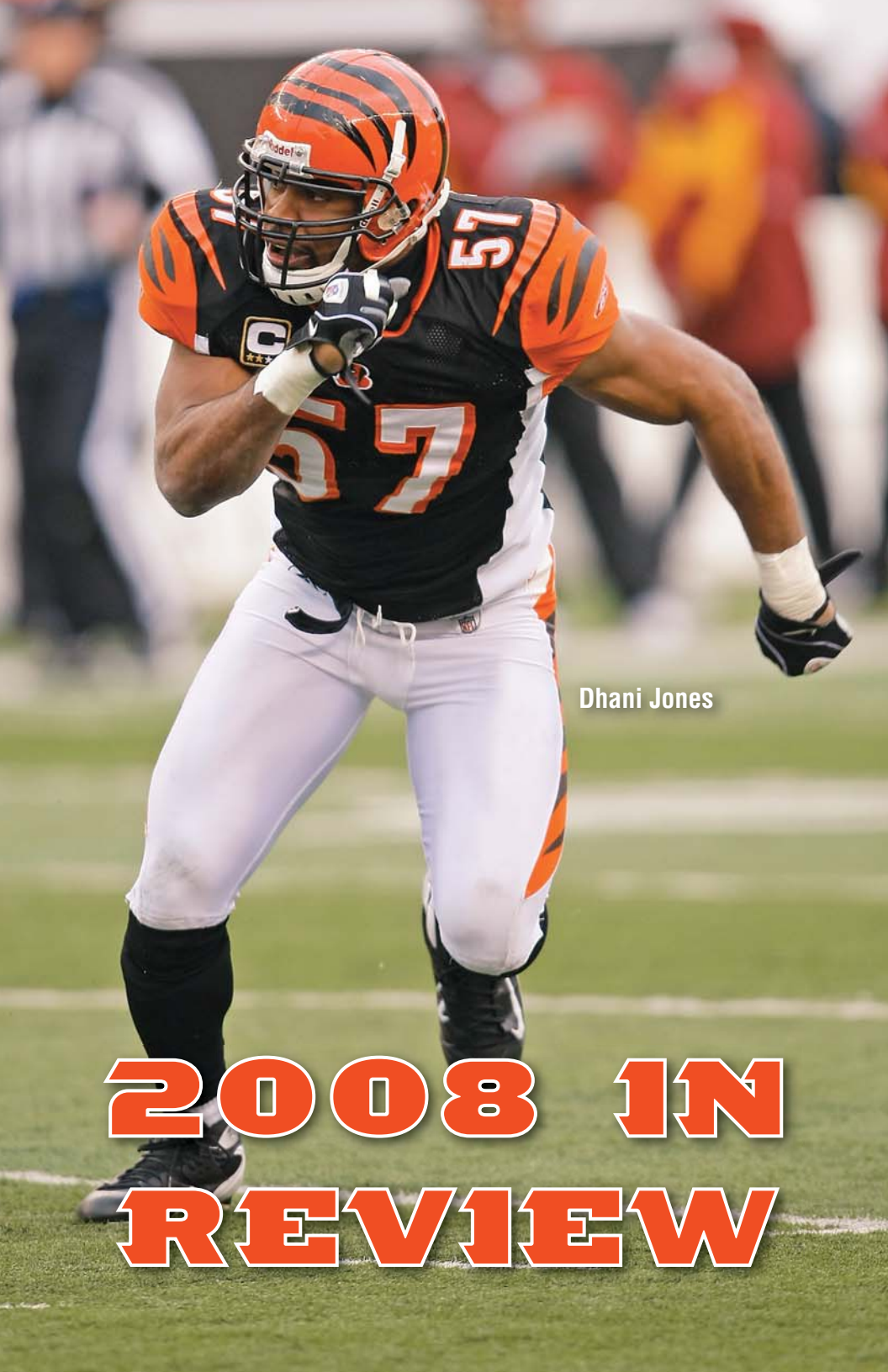
UNIFORM WATCH: 9-1 IN ORANGE

The Bengals won both their 2008 games in which they wore their orange jerseys, running their five-year record in orange to 9-1.

The orange jerseys have been worn only at home, and can be used just twice a year, as they are designated by the NFL as a "specialty" jersey. In 2008, the Bengals wore orange in victories of 21-19 over Jacksonville and 16-6 over Kansas City. The only Bengals loss in orange jerseys was a 38-13 setback in 2006 to New England.

The Bengals had never worn orange jerseys prior to 2004, when a uniform redesign made a number of different color options available. Below is the team record since 2004 in the different combinations of jerseys and pants:

JERSEY	PANTS	W-L	PCT.
Orange	Black.....	3-0-0	1.000
Orange	White.....	6-1-0	.857
Black	Black.....	6-5-1	.542
White	Black.....	8-10-0	.444
Black	White.....	10-15-0	.400
White	White.....	5-10-0	.333



Dhani Jones

2008 IN REVIEW

BENGALS 2008 STATISTICS

WON 4, LOST 11, TIED 1

DATE	W/L	SCORE	OPPONENT	ATT
September 7	L	10-17	at Baltimore	70,978
September 14	L	7-24	TENNESSEE	64,540
September 21	L	23-26 (OT)	at N.Y. Giants	79,276
September 28	L	12-20	CLEVELAND	65,541
October 5	L	22-31	at Dallas	62,655
October 12	L	14-26	at N.Y. Jets	78,161
October 19	L	10-38	PITTSBURGH	65,860
October 26	L	6-35	at Houston	70,112
November 2	W	21-19	JACKSONVILLE	64,238
November 16	T	13-13 (OT)	PHILADELPHIA	64,633
November 20	L	10-27	at Pittsburgh	59,854
November 30	L	3-34	BALTIMORE	63,871
December 7	L	3-35	at Indianapolis	66,402
December 14	W	20-13	WASHINGTON	63,996
December 21	W	14-0	at Cleveland	72,361
December 28	W	16-6	KANSAS CITY	63,984

TEAM STATISTICS	BENGALS	OPP
Total First Downs	245	296
Rushing	80	106
Passing	145	169
Penalty	20	21
3rd Down: Made-Att	82-236	93-218
3rd Down Pct	34.7	42.7
4th Down: Made-Att	7-14	5-11
4th Down Pct	50.0	45.5
Possession Avg.	26.40	31.20
Total Net Yards	3926	5208
Avg. Per Game	245.4	325.5
Total Plays	984	1013
Avg. Per Play	4.0	5.1
Net Yards Rushing	1520	1921
Avg. Per Game	95.0	120.1
Total Rushes	420	490
Net Yards Passing	2406	3287
Avg. Per Game	150.4	205.4
Sacked-Yards Lost	51-271	17-122
Gross Yards	2677	3409
Att.-Completions	513-303	506-315
Completion Pct	59.1	62.3
Had Intercepted	15	12
Punts-Average	101-39.1	79-43.6
Net Punting Avg	34.1	37.6
Penalties-Yards	75-591	102-772
Fumbles-Ball Lost	27-11	20-12
Touchdowns	20	43
Rushing	6	15
Passing	11	23
Returns	3	5

SCORE BY PERIODS	1	2	3	4	OT	PTS
Bengals	51	92	20	41	0	204
Opponents	54	94	82	131	3	364

SCORING	Total TDs	TD Rush	TD Rec	TD PR	TD KOR	TD IntRt	TD FRRt	TD BFRt	TD BPRt	Kick PAT	FG	2-Pt Conv	S	TP
Shayne Graham	0	0	0	0	0	0	0	0	0	15-15	21-24	0	0	78
T.J. Houshmandzadeh	4	0	4	0	0	0	0	0	0	—	—	0	0	24
Chad Ochocinco	4	0	4	0	0	0	0	0	0	—	—	0	0	24
Cedric Benson	2	2	0	0	0	0	0	0	0	—	—	0	0	12
Ryan Fitzpatrick	2	2	0	0	0	0	0	0	0	—	—	0	0	12
Chris Henry	2	0	2	0	0	0	0	0	0	—	—	0	0	12
Chris Perry	2	2	0	0	0	0	0	0	0	—	—	0	0	12
Leon Hall	1	0	0	0	0	1	0	0	0	—	—	0	0	6
Glenn Holt	1	0	1	0	0	0	0	0	0	—	—	0	0	6
Johnathan Joseph	1	0	0	0	0	0	1	0	0	—	—	0	0	6
Chinedum Ndukwe	1	0	0	0	0	0	1	0	0	—	—	0	0	6
Dave Rayner	0	0	0	0	0	0	0	0	0	3-3	1-1	0	0	6
Bengals	20	6	11	0	0	1	2	0	0	18-18	22-25	0-2	0	204
Opponents	43	15	23	1	0	2	1	0	1	40-40	22-23	0-3	0	364

RUSHING	Att	Yds	Avg	Lg	TD
Cedric Benson	214	747	3.5	46	2
Ryan Fitzpatrick	60	304	5.1	22	2
Chris Perry	104	269	2.6	25t	2
Kenny Watson	13	55	4.2	7	0
Andre Caldwell	5	53	10.6	26	0
Carson Palmer	6	38	6.3	15	0
James Johnson	9	29	3.2	12	0
T.J. Houshmandzadeh	1	9	9.0	9	0
DeDe Dorsey	5	8	1.6	7	0
Antonio Chatman	2	4	2.0	2	0
Jordan Palmer	1	4	4.0	4	0

Bengals	420	1520	3.6	46	6
Opponents	490	1921	3.9	51	15

RECEIVING	Rec	Yds	Avg	Lg	TD
T.J. Houshmandzadeh	92	904	9.8	46	4
Chad Ochocinco	53	540	10.2	26	4
Reggie Kelly	31	207	6.7	31	0
Antonio Chatman	21	194	9.2	25	0
Cedric Benson	20	185	9.3	79	0
Chris Perry	20	71	3.6	12	0
Chris Henry	19	220	11.6	22	2
Ben Utecht	16	123	7.7	14	0
Andre Caldwell	11	78	7.1	15	0
James Johnson	6	47	7.8	16	0
Glenn Holt	3	26	8.7	10t	1
Kenny Watson	3	4	1.3	3	0
DeDe Dorsey	2	49	24.5	36	0
Daniel Coats	2	19	9.5	11	0
Nate Lawrie	2	11	5.5	7	0
Jerome Simpson	1	2	2.0	2	0
Ryan Fitzpatrick	1	-3	-3.0	-3	0

Bengals	303	2677	8.8	79	11
Opponents	315	3409	10.8	70t	23

INTERCEPTIONS	No	Yds	Avg	Lg	TD
Leon Hall	3	87	29.0	50t	1
Brandon Johnson	2	35	17.5	35	0
Keith Rivers	1	39	39.0	39	0
Chris Crocker	1	22	22.0	22	0
Johnathan Joseph	1	22	22.0	22	0
Dhani Jones	1	13	13.0	13	0
Chinedum Ndukwe	1	12	12.0	12	0
Corey Lynch	1	6	6.0	6	0
Marvin White	1	0	0.0	0	0

Bengals	12	236	19.7	50t	1
Opponents	15	279	18.6	85t	2

PUNTING	No	Yds	Avg	Net	TB	In20	Lg	B
Kyle Larson	100	3945	39.5	34.1	3	28	57	1
Bengals	101	3945	39.1	34.1	3	28	57	1
Opponents	79	3443	43.6	37.6	11	22	70	0

PUNT RETURNS	Ret	FC	Yds	Avg	Lg	TD
Antonio Chatman	21	5	158	7.5	34	0
T.J. Houshmandzadeh	8	2	79	9.9	15	0
Leon Hall	3	0	16	5.3	12	0
Bengals	32	7	253	7.9	34	0
Opponents	48	22	436	9.1	73t	1

KICKOFF RETURNS	No	Yds	Avg	Lg	TD
Glenn Holt.....	46	1110	24.1	60	0
Andre Caldwell.....	13	338	26.0	43	0
Kenny Watson.....	4	63	15.8	24	0
Daniel Coats.....	1	18	18.0	18	0
Leon Hall.....	1	1	1.0	1	0
James Johnson.....	1	13	13.0	13	0
Jerome Simpson.....	1	8	8.0	8	0
Bengals	67	1551	23.1	60	0
Opponents	47	1059	22.5	87	0

FIELD GOALS	1-19	20-29	30-39	40-49	50+	Total
Shayne Graham	1-1	5-5	6-7	9-11	0-0	21-24
Dave Rayner	0-0	1-1	0-0	0-0	0-0	1-1
Bengals	1-1	6-6	6-7	9-11	0-0	22-25
Opponents	0-0	12-12	6-6	3-4	1-1	22-23

PASSING	Att	Cmp	Yds	Cmp %	Yds/Att
Ryan Fitzpatrick.....	372	221	1905	59.4	5.12
Carson Palmer.....	129	75	731	58.1	5.67
Jordan Palmer.....	12	7	41	58.3	3.42
Bengals	513	303	2677	59.1	5.22
Opponents	506	315	3409	62.3	6.74

FIELD GOAL ATTEMPTS BY GAME:
Shayne Graham: (43G), (37RU), (22G, 30G, 21G), (42G, 45G), (41G, 31G, 40G), (-), (-), (43G, 32G), (-), (20G, 41G, 47WR), (26G), (21G), (19G), (32G, 45G), (48SH), (38G, 30G, 43G).
Dave Rayner: (-), (-), (-), (-), (-), (-), (26G), (-), (-), (-), (-), (-), (-), (-), (-).
Opponents: (47WL, 21G), (34G), (24G, 46G, 26G, 22G), (25G, 29G), (30G), (38G, 43G), (21G), (-), (52G, 26G), (42G, 27G), (37G, 38G), (27G, 21G), (-), (23G, 36G), (-), (-).

FUMBLES-BALL LOST: Ryan Fitzpatrick 11-5, Chris Perry 5-3, Eric Ghiaciu 4-0, Cedric Benson 2-1, Carson Palmer 2-0, Antonio Chatman 1-1, Glenn Holt 1-1, Ben Utecht 1-0. **Bengals 27-11, Opponents 20-12.**

	TD	TD %	Int	Int %	Lg	Sacks-Yds	Rat
TD	8	2.2	9	2.4	79	38-193	70.0
Int	3	2.3	4	3.1	36	11-67	69.0
Lg	0	0.0	2	16.7	13	2-11	25.3
Bengals	11	2.1	15	2.9	79	51-271	68.0
Opponents	23	4.5	12	2.4	70t	17-122	87.3

2008 DEFENSIVE & SPECIAL TEAMS STATISTICS

— Coaches' Statistics —

DEFENSE

Player	ST	AT	TT	Sks-Yds	Int-Yds	PD	FF	FR-Yds
Dhani Jones.....	78	87	165	0-0	1-13	9	2	1-0
Brandon Johnson.....	59	53	112	1.5-4.5	2-35	7	0	0-0
Domata Peko.....	48	60	108	0.5-0.5	0-0	3	0	0-0
Rashad Jeanty.....	56	41	97	0-0	0-0	2	2	0-0
Leon Hall.....	66	18	84	0-0	3-87	26	0	1-0
Marvin White.....	53	28	81	0-0	1-0	4	0	0-0
Chinedum Ndukwe.....	46	31	77	3-25	1-12	5	0	1-15
Robert Geathers.....	30	26	56	2.5-19.5	0-0	1	1	1-0
Keith Rivers.....	31	19	50	0-0	1-39	1	1	0-0
Pat Sims.....	31	19	50	1-2	0-0	0	0	0-0
Jonathan Fanene.....	24	26	50	0-0	0-0	0	0	0-0
Chris Crocker.....	33	15	48	1.5-10.5	1-22	6	1	0-0
John Thornton.....	22	24	46	3-25	0-0	2	0	0-0
David Jones.....	34	10	44	0-0	0-0	7	0	1-12
Johnathan Joseph.....	31	11	42	0-0	1-22	14	1	1-65
Antwan Odom.....	25	16	41	3-28	0-0	0	2	0-0
Frostee Rucker.....	22	13	35	1-7	0-0	1	2	1-6
Orien Harris.....	10	14	24	0-0	0-0	0	0	0-0
Jamar Fletcher.....	13	8	21	0-0	0-0	3	0	1-0
Dexter Jackson.....	12	9	21	0-0	0-0	0	0	0-0
Kyries Hebert.....	9	10	19	0-0	0-0	0	0	1-0
Darryl Blackstock.....	9	8	17	0-0	0-0	0	0	0-0
Simeon Castille.....	6	3	9	0-0	0-0	1	0	0-0
Corey Mays.....	4	1	5	0-0	0-0	0	1	1-0
Jason Shirley.....	2	2	4	0-0	0-0	0	0	0-0
Corey Lynch.....	3	0	3	0-0	1-6	1	0	0-0
Mike Doss.....	1	2	3	0-0	0-0	1	0	0-0
John Busing.....	1	0	1	0-0	0-0	0	0	0-0

SPECIAL TEAMS

Player	ST	AT	TT	FF	FR-Yds	BP	BFG	BXP
Kyries Hebert.....	14	9	23	0	0-0	0	0	0
Rashad Jeanty.....	10	5	15	0	1-0	0	0	0
Corey Mays.....	10	3	13	0	0-0	0	0	0
Brad St. Louis.....	7	2	9	0	0-0	0	0	0
Brandon Johnson.....	5	1	6	0	0-0	0	0	0
John Busing.....	4	2	6	0	0-0	0	0	0
Leon Hall.....	4	1	5	0	0-0	0	0	0
Darryl Blackstock.....	3	2	5	0	0-0	0	0	0
Abdul Hodge.....	3	2	5	0	0-0	0	0	0
Herana-Daze Jones.....	3	2	5	0	0-0	0	0	0
Corey Lynch.....	3	2	5	0	0-0	0	0	0
David Jones.....	3	1	4	0	0-0	0	0	0
Jim Maxwell.....	3	1	4	0	0-0	0	0	0
Kyle Larson.....	2	2	4	0	0-0	0	0	0
Dhani Jones.....	2	1	3	0	0-0	0	0	0
Shayne Graham.....	2	0	2	0	0-0	0	0	0
James Johnson.....	2	0	2	0	0-0	0	0	0
Geoffrey Pope.....	2	0	2	0	0-0	0	0	0
Marvin White.....	2	0	2	0	0-0	0	0	0
Jamar Fletcher.....	1	1	2	0	0-0	0	0	0
Glenn Holt.....	1	1	2	0	0-0	0	0	0
Eric Henderson.....	0	2	2	0	0-0	0	0	0
Kenny Watson.....	0	2	2	0	0-0	0	0	0
Andre Caldwell.....	1	0	1	0	0-0	0	0	0
Daniel Coats.....	1	0	1	0	0-0	0	0	0
Chris Harrington.....	1	0	1	0	0-0	0	0	0
Josh Mallard.....	1	0	1	0	0-0	0	0	0
Chinedum Ndukwe.....	1	0	1	0	0-0	0	0	0
Keith Rivers.....	1	0	1	0	0-0	0	0	0
Nate Lawrie.....	0	1	1	0	0-0	0	0	0

BENGALS 2008 RED ZONE REPORT

BENGALS

Inside-20 possessions.....	33
Total scores	27 (81.8%)
TDs.....	15 (45.5%)
FGs.....	12 (36.4%)
TD% NFL rank:.....	27th
No scores	6 (18.2%)
Interceptions.....	2 (6.1%)
End of game.....	2 (6.1%)
Fumbles.....	1 (3.0%)
Missed FGs.....	1 (3.0%)

OPPONENTS

Inside-20 possessions.....	49
Total scores	46 (93.9%)
TDs.....	29 (59.2%)
FGs.....	17 (34.7%)
TD% NFL rank:.....	26th
No scores	3 (6.1%)
Fumbles.....	2 (4.1%)
End of game.....	1 (2.0%)

BENGALS 2008 GAME-BY-GAME TEAM STATISTICS

BENGALS

GAME	TOT YDS	RUSH- YDS	NET PASS YDS	COMP- ATT	TD-P/ INT	SACKS- YDS	1D	3D- CONV	F-FL	POSS
9-7 @Balt.	154	24-70	84	9-24	0/1	2-10	8	2-13	1-1	23:45
9-14 TENN.	215	28-88	127	16-27	0/2	1-7	11	3-13	3-0	27:26
9-21 @NYG	347	27-102	245	27-39	1/0	6-41	24	10-17	2-0	33:15
9-28 CLE.	211	16-69	142	21-35	1/3	3-14	14	4-13	2-2	25:58
10-5 @Dal.	269	23-61	208	23-39	2/1	2-9	18	6-14	1-1	28:15
10-12 @NYJ	171	21-43	128	20-33	0/0	5-24	13	5-15	2-1	24:42
10-19 PIT.	212	22-84	128	24-39	1/0	7-47	16	4-16	2-1	29:25
10-26 @Hou.	253	22-105	148	20-32	0/2	2-7	16	8-14	1-1	24:49
11-2 JAX.	312	29-159	153	21-31	2/1	2-9	20	6-13	1-1	30:19
11-16 PHIL.	282	30-56	226	29-44	1/0	8-35	19	4-20	3-1	41:44
11-20 @Pitt.	208	20-43	165	20-37	1/1	1-3	11	4-15	0-0	24:40
11-30 BAL.	155	16-57	98	12-33	0/1	4-26	6	2-15	2-0	21:02
12-7 @Ind.	252	24-82	170	22-32	0/3	5-30	17	6-14	2-1	32:53
12-14 WASH.	310	33-106	204	16-29	1/0	2-5	17	4-14	0-0	31:08
12-21 @Cle.	246	46-191	55	5-9	1/0	0-0	12	7-14	3-1	31:47
12-28 K.C.	329	39-204	125	18-30	0/0	1-4	23	7-16	2-0	37:39
TOTALS	3926	420-1520	2406	303-513	11/15	51-271	245	82-236	27-11	28:40

OPPONENTS

GAME	TOT YDS	RUSH- YDS	NET PASS YDS	COMP- ATT	TD-P/ INT	SACKS- YDS	1D	3D- CONV	F-FL	POSS
9-7 @Balt.	358	46-229	129	15-29	0/0	0-0	21	9-17	2-2	36:15
9-14 TENN.	295	41-177	118	14-21	1/0	1-10	16	4-13	2-1	32:34
9-21 @NYG	406	25-117	289	26-43	1/0	0-0	24	5-12	0-0	33:06
9-28 CLE.	261	40-134	127	15-24	1/1	1-11	19	5-13	2-1	34:02
10-5 @Dal.	373	38-198	175	14-23	3/1	1-1	18	9-15	2-1	31:45
10-12 @NYJ	252	27-86	166	25-33	1/2	2-23	19	7-14	1-1	35:18
10-19 PIT.	375	27-125	250	20-31	3/0	0-0	20	6-12	2-0	30:35
10-26 @Hou.	384	31-109	275	24-28	3/0	1-5	23	10-13	0-0	35:11
11-2 JAX.	282	21-68	214	23-38	0/1	3-15	18	5-13	1-0	29:41
11-16 PHIL.	391	18-68	323	28-58	1/3	2-16	16	3-18	1-1	33:16
11-20 @Pitt.	364	37-121	243	17-30	1/0	0-0	20	6-14	1-1	35:20
11-30 BAL.	451	43-147	304	20-30	3/0	2-8	20	8-17	2-0	38:58
12-7 @Ind.	334	20-57	277	26-32	3/0	0-0	20	4-8	1-1	27:07
12-14 WASH.	280	32-113	167	17-28	1/0	0-0	15	4-14	2-2	28:52
12-21 @Cle.	182	29-141	41	12-22	0/4	3-31	13	4-12	0-0	28:13
12-28 K.C.	220	15-31	189	19-36	1/0	1-2	14	4-13	1-1	22:21
TOTALS	5208	490-1921	3287	315-506	23/12	17-122	296	93-218	20-12	31:20

BENGALS 2008 NFL RANKINGS

SCORING (AVG. POINTS):

Points scored.....32nd (12.8)
Points allowed.....19th (22.8)

NET OFFENSE (AVG. YARDS):

Total.....32nd (245.4)
Rushing.....29th (95.0)
Passing.....30th (150.4)

NET DEFENSE (AVG. YARDS):

Total.....12th (325.5)
Rushing.....21st (120.1)
Passing.....15th (205.4)

TURNOVERS:

Differential.....20th (minus-2)

BENGALS 2008 STARTING LINEUPS

OFFENSE

GAME	WR	LOT	LG	C	RG	ROT	TE	WR	QB	HB	FB
9-7 @Balt.	Ochocinco	L.Jones	Whitworth	Ghiaciuc	Williams	Andrews	Kelly	Houshmandzadeh	C.Palmer	Perry	Utecht(TE)
9-14 TENN.	Ochocinco	L.Jones	Whitworth	Ghiaciuc	Williams	Andrews	Kelly	Houshmandzadeh	C.Palmer	Perry	Utecht(TE)
9-21 @NYG	Ochocinco	L.Jones	Whitworth	Ghiaciuc	Williams	Andrews	Kelly	Houshmandzadeh	C.Palmer	Perry	Mau'i'a
9-28 CLE	Utecht(TE)	L.Jones	Whitworth	Ghiaciuc	Williams	Andrews	Kelly	Houshmandzadeh	Fitzpatrick	Perry	Mau'i'a
10-5 @Dall.	Ochocinco	L.Jones	Whitworth	Ghiaciuc	Williams	Andrews	Kelly	Houshmandzadeh	C.Palmer	Perry	Utecht(TE)
10-12 @NYJ	Ochocinco	L.Jones	Whitworth	Ghiaciuc	Williams	Andrews	Kelly	Houshmandzadeh	Fitzpatrick	Perry	Utecht(TE)
10-19 PIT.	Ochocinco	L.Jones	Whitworth	Ghiaciuc	Williams	Andrews	Kelly	Houshmandzadeh	Fitzpatrick	Benson	Chatman(WR)
10-26 @ Hou.	Ochocinco	L.Jones	Whitworth	Ghiaciuc	Williams	Andrews	Kelly	Houshmandzadeh	Fitzpatrick	Benson	Henry(WR)
11-2 JAX.	Ochocinco	L.Jones	Whitworth	Ghiaciuc	Williams	Andrews	Utecht	Houshmandzadeh	Fitzpatrick	Benson	Coats
11-16 PHIL.	Ochocinco	L.Jones	Whitworth	Ghiaciuc	Williams	Andrews	Kelly	Houshmandzadeh	Fitzpatrick	Benson	Coats
11-20 @Pitt.	Holt	Collins	Living	Ghiaciuc	Williams	Andrews	Kelly	Houshmandzadeh	Fitzpatrick	Benson	Caldwell(WR)
11-30 BAL.	Ochocinco	Collins	Living	Ghiaciuc	Williams	Andrews	Kelly	Houshmandzadeh	Fitzpatrick	Benson	Coats
12-7 @Ind.	Simpson	Collins	Living	Ghiaciuc	Williams	Andrews	Kelly	Houshmandzadeh	Fitzpatrick	Benson	Caldwell(WR)
12-14 WASH.	Lawrie(TE)	Collins	Living	Ghiaciuc	Williams	Andrews	Kelly	Houshmandzadeh	Fitzpatrick	Benson	Coats
12-21 @Cle.	Caldwell	Collins	Living	Ghiaciuc	Williams	Andrews	Kelly	Houshmandzadeh	Fitzpatrick	Benson	Lawrie(TE)
12-28 K.C.	Caldwell	Collins	Living	Ghiaciuc	Williams	Roland	Kelly	Holt	Fitzpatrick	Benson	Lawrie(TE)

DEFENSE

GAME	LDE	LDT	RDT	RDE	SLB	MLB	WLB	LCB	RCB	SS	FS
9-7 @Balt.	Geathers	Peko	Thornton	Rucker	Jeanty	Dh.Jones	Rivers	Joseph	Hall	Jackson	White
9-14 TENN.	Geathers	Peko	Thornton	Rucker	Blackstock	Dh.Jones	Rivers	Joseph	Hall	Ndukwe	White
9-21 @NYG	Geathers	Peko	Thornton	Odum	Jeanty	Dh.Jones	Rivers	Da.Jones	Hall	Ndukwe	White
9-28 CLE	Geathers	Peko	Thornton	Odum	Jeanty	Dh.Jones	Rivers	Da.Jones	Hall	Ndukwe	White
10-5 @Dall.	Geathers	Peko	Thornton	Odum	Jeanty	Dh.Jones	Rivers	Da.Jones	Hall	Ndukwe	White
10-12 @NYJ	Geathers	Peko	Harris	Odum	Jeanty	Dh.Jones	Rivers	Joseph	Hall	Ndukwe	White
10-19 PIT.	Geathers	Peko	Thornton	Odum	Jeanty	Dh.Jones	Rivers	Joseph	Hall	Ndukwe	Jackson
10-26 @Hou.	Geathers	Peko	Thornton	Odum	Jeanty	Dh.Jones	B.Johnson	Joseph	Hall	Ndukwe	Jackson
11-2 JAX.	Geathers	Peko	Thornton	Odum	Jeanty	Dh.Jones	B.Johnson	Joseph	Hall	Ndukwe	White
11-16 PHIL.	Geathers	Peko	Sims	Rucker	Jeanty	Dh.Jones	B.Johnson	Joseph	Hall	Ndukwe	White
11-20 @Pitt.	Geathers	Peko	Sims	Rucker	Jeanty	Dh.Jones	B.Johnson	Da.Jones	Hall	Crocker	White
11-30 BAL.	Thornton	Peko	Sims	Fanene	Jeanty	Dh.Jones	B.Johnson	Fletcher	Hall	Crocker	White
12-7 @Ind.	Fanene	Peko	Thornton	Blackstock	Jeanty	Dh.Jones	B.Johnson	Fletcher	Hall	Hebert	Crocker
12-14 WASH.	Fanene	Peko	Sims	Blackstock	Jeanty	Dh.Jones	B.Johnson	Da.Jones	Hall	Hebert	Crocker
12-21 @Cle.	Thornton	Peko	Sims	Fanene	Jeanty	Dh.Jones	B.Johnson	Da.Jones	Hall	Ndukwe	Crocker
12-28 K.C.	Odum	Peko	Sims	Blackstock	Jeanty	Dh.Jones	B.Johnson	Da.Jones	Hall	Ndukwe	Crocker

BENGALS 2008 BEST SINGLE-GAME PERFORMANCES

Rushing yards

- 171 — Cedric Benson, Dec. 21 at Cleveland
- 111 — Cedric Benson, Dec. 28 vs. Kansas City
- 104 — Cedric Benson, Nov. 2 vs. Jacksonville

Rushing attempts

- 38 — Cedric Benson, Dec. 21 at Cleveland
- 25 — Cedric Benson, Dec. 28 vs. Kansas City
- 24 — Cedric Benson, Nov. 2 vs. Jacksonville

Longest rushes

- 46 — Cedric Benson, Dec. 21 at Cleveland
- 30 — Cedric Benson, Nov. 2 vs. Jacksonville
- 26 — Andre Caldwell, Dec. 28 vs. Kansas City

Receptions

- 12 — T.J. Houshmandzadeh, Sept. 21 at N.Y. Giants
- 12 — T.J. Houshmandzadeh, Nov. 16 vs. Philadelphia
- 8 — (four times)

Receiving yards

- 149 — T.J. Houshmandzadeh, Nov. 16 vs. Philadelphia
- 146 — T.J. Houshmandzadeh, Sept. 21 at N.Y. Giants
- 88 — Cedric Benson, Dec. 14 vs. Washington

Passing yards

- 286 — Carson Palmer, Sept. 21 at N.Y. Giants
- 261 — Ryan Fitzpatrick, Nov. 16 vs. Philadelphia
- 217 — Carson Palmer, Oct. 5 at Dallas

Pass attempts

- 44 — Ryan Fitzpatrick, Nov. 16 vs. Philadelphia
- 39 — Carson Palmer, Sept. 21 at N.Y. Giants
- 39 — Carson Palmer, Oct. 5 at Dallas

Pass completions

- 29 — Ryan Fitzpatrick, Nov. 16 vs. Philadelphia
- 27 — Carson Palmer, Sept. 21 at N.Y. Giants
- 23 — Carson Palmer, Oct. 5 at Dallas

Longest passes

- 79 — Ryan Fitzpatrick to Cedric Benson, Dec. 14 vs. Washington
- 46 — Ryan Fitzpatrick to T.J. Houshmandzadeh, Nov. 30 vs. Baltimore
- 36 — Carson Palmer to DeDe Dorsey, Sept. 14 vs. Tennessee

Yards from scrimmage

- 171 — Cedric Benson, Dec. 21 at Cleveland
- 161 — Cedric Benson, Dec. 14 vs. Washington
- 149 — T.J. Houshmandzadeh, Nov. 16 vs. Philadelphia

Longest kickoff return

- 60 — Glenn Holt, Oct. 5 at Dallas
- 46 — Glenn Holt, Oct. 5 at Dallas
- 44 — Glenn Holt, Sept. 7 at Baltimore

Longest punt return

- 34 — Antonio Chatman, Sept. 14 vs. Tennessee
- 21 — Antonio Chatman, Sept. 21 at N.Y. Giants
- 15 — (two times)

Total tackles (coaches' statistics based on film review)

- 17 — Brandon Johnson, Nov. 30 vs. Baltimore
- 17 — Dhani Jones, Dec. 14 vs. Washington
- 15 — (five times)

Solo tackles (coaches' statistics based on film review)

- 10 — (five times)

2008 BENGALS GAME SUMMARIES

Game 1 Ravens 17, Bengals 10

Sunday, Sept. 7, at M&T Bank Stadium

Ending a streak of three straight opening-day victories, the Bengals could not muster an offensive TD and were held to 154 net yards, their lowest total since Game 3 of 2000. That contest was also at Baltimore, when Bengals head coach Marvin Lewis was Ravens defensive coordinator. The Ravens burned the Bengals for two long TDs — a 42-yard double reverse (WR Mark Clayton scoring) and an unscripted 38-yard run by QB Joe Flacco. Trailing 17-3 in the fourth quarter, the Bengals made a game of it on CB Johnathan Joseph's 65-yard return of a fumble forced by LB Rashad Jeanty. The Bengals lost for only the second time in their last eight games against Baltimore.

Cincinnati.....	0	3	0	7	—	10
Baltimore.....	7	3	7	0	—	17

TEAM-SCORING PLAY		QTR-LEFT	V-H
Balt. - M. Clayton 42 run (M. Stover kick).....	1-2:12	0-7	
Balt. - M. Stover 21 field goal.....	2-1:43	0-10	
Cin. - S. Graham 43 field goal.....	2-0:05	3-10	
Balt. - J. Flacco 38 run (M. Stover kick).....	3-0:15	3-17	
Cin. - J. Joseph 65 fumble return (S. Graham kick).....	4-10:15	10-17	

Missed FG: M. Stover, Balt. (47WL).

Attendance: 70,978. Time: 3:09.

		CINCINNATI	BALTIMORE
First downs.....	8	21	
Third down conversions-attempts.....	2-13	9-17	
Total net yards.....	154	358	
Net yards rushing.....	70	229	
Net yards passing.....	84	129	
Pass attempts-completions-interceptions.....	24-9-1	29-15-0	
Sacks against-yards lost.....	2-10	0-0	
Punts-average.....	7-45.1	5-48.2	
Punt returns-yards.....	4-11	4-56	
Kickoff returns-yards.....	4-118	2-25	
Penalties-yards.....	5-40	8-58	
Fumbles-lost.....	1-1	2-2	
Time of possession.....	23:45	36:15	

		RUSHING							
BENGALS	Att	Yds	Lg	TD	RAVENS	Att	Yds	Lg	TD
C. Perry	19	42	9	0	L. McClain	19	86	12	0
C. Palmer	3	15	9	0	R. Rice	22	64	10	0
K. Watson	2	13	7	0	M. Clayton	1	42	42t	1
					J. Flacco	4	37	38t	1
TOTALS	24	70	9	0	TOTALS	46	229	42t	2

		PASSING							
BENGALS	Att	Cmp	Yds	TD-I	RAVENS	Att	Cmp	Yds	TD-I
C. Palmer	24	9	94	0-1	J. Flacco	29	15	129	0-0
TOTALS	24	9	94	0-1	TOTALS	29	15	129	0-0

		RECEIVING							
BENGALS	No	Yds	Lg	TD	RAVENS	No	Yds	Lg	TD
T. Houshmandzadeh	3	44	24	0	D. Mason	4	44	15	0
B. Utecht	2	10	8	0	M. Clayton	3	21	8	0
K. Watson	2	3	3	0	R. Rice	3	19	8	0
C. Ochocinco	1	22	22	0	L. McClain	2	24	13	0
R. Kelly	1	15	15	0	L. Neal	1	13	13	0
					T. Heap	1	5	5	0
					D. Williams	1	3	3	0
TOTALS	9	94	24	0	TOTALS	15	129	15	0

INDIVIDUAL DEFENSE

CINCINNATI (coaches' stats) — **Leading Tackler:** K. Rivers 7-4-11.

Sacks: None. **Int.:** None. **FF:** R. Jeanty 1, F. Rucker 1. **FR:** J. Joseph 1-65, R. Geathers 1-0.

BALTIMORE (press box stats) — **Leading Tacklers:** J. Johnson 5-1-6, R. Lewis 5-1-6. **Sacks:** J. Bannan 1-6, J. Johnson 1-4. **Int.:** C. McAllister 1-16. **FF:** R. Lewis 1. **FR:** C. McAllister 1-11.

Game 2 Titans 24, Bengals 7

Sunday, Sept. 14, at Paul Brown Stadium

The Bengals' struggling offense scored its first TD of the season, tying the score at 7-7 on Chris Perry's 13-yard run in the second quarter. Overall, however, it was a second straight game of offensive frustration for Cincinnati as the teams played in exceptionally windy conditions (sustained winds of over 70 mph). The Titans used a 51-yard rushing gain by Chris Johnson to help set up a 14-7 lead at halftime, and the only TD of the second half came when Tennessee's Keith Bulluck blocked and recovered a Kyle Larson punt in the end zone. Bengals QB Carson Palmer suffered two INTs with no TD passes, while Tennessee veteran QB Kerry Collins, subbing for injured Vince Young, battled the wind conditions for a TD pass and no INTs. The Bengals fell to 0-2 — their first 0-2 start since 2003 — and the Titans improved to 2-0.

Tennessee.....	0	14	3	7	—	24
Cincinnati.....	0	7	0	0	—	7

TEAM-SCORING PLAY		QTR-LEFT	V-H
Tenn. - L. White 1 run (R. Bironas kick).....	2-11:06	7-0	
Cin. - C. Perry 13 run (S. Graham kick).....	2-3:16	7-7	
Tenn. - J. Gage 11 pass from K. Collins (R. Bironas kick).....	2-0:38	14-7	
Tenn. - R. Bironas 34 field goal.....	3-4:49	17-7	
Tenn. - K. Bulluck blocked punt recov. in end zone (R. Bironas kick).....	4-14:05	24-7	

Missed FG: Graham, Cin. (37RU).

Attendance: 64,540. Time: 2:55.

		TENNESSEE	CINCINNATI
First downs.....	16	11	
Third down conversions-attempts.....	4-13	3-13	
Total net yards.....	295	215	
Net yards rushing.....	177	88	
Net yards passing.....	118	127	
Pass attempts-completions-interceptions.....	21-14-0	27-16-2	
Sacks against-yards lost.....	1-10	1-7	
Punts-average.....	6-48.0	7-30.9	
Punt returns-yards.....	2-6	2-42	
Kickoff returns-yards.....	1-36	3-92	
Penalties-yards.....	5-25	5-35	
Fumbles-lost.....	2-1	3-0	
Time of possession.....	32:34	27:26	

		RUSHING							
TITANS	Att	Yds	Lg	TD	BENGALS	Att	Yds	Lg	TD
C. Johnson	19	109	51	0	C. Perry	21	64	13t	1
L. White	18	59	17	1	K. Watson	4	14	7	0
A. Hall	3	9	6	0	D. Dorsey	3	10	7	0
C. Hentrich	1	0	0	0					
TOTALS	41	177	51	1	TOTALS	28	88	13t	1

		PASSING							
TITANS	Att	Cmp	Yds	TD-I	BENGALS	Att	Cmp	Yds	TD-I
K. Collins	21	14	128	1-0	C. Palmer	27	16	134	0-2
TOTALS	21	14	128	1-0	TOTALS	27	16	134	0-2

		RECEIVING							
TITANS	No	Yds	Lg	TD	BENGALS	No	Yds	Lg	TD
J. Gage	5	59	19	1	C. Ochocinco	4	37	13	0
B. Jones	2	26	19	0	T. Houshmandzadeh	3	26	9	0
A. Crumpler	2	16	9	0	R. Kelly	3	14	11	0
C. Johnson	2	12	7	0	D. Dorsey	2	49	36	0
J. McCarreins	2	9	6	0	A. Chatman	2	16	8	0
B. Scaife	1	6	6	0	C. Perry	2	-8	3	0
TOTALS	14	128	19	1	TOTALS	16	134	36	0

INDIVIDUAL DEFENSE

TENNESSEE (press box stats) — **Leading Tackler:** C. Hope 4-4-8.

Sacks: J. Kearse 0.5-3.5, K. Vanden Bosch 0.5-3.5. **Int.:** M. Griffin 1-15, C. Finnegan 1-0. **FF:** A. Haynesworth 1, N. Harper 1, J. Kearse 1. **FR:** None.

CINCINNATI (coaches' stats) — **Leading Tackler:** Dh. Jones 4-11-15.

Sacks: A. Odum 1-10. **Int.:** None. **FF:** A. Odum 1. **FR:** K. Hebert 1-0.

Game 3 Giants 26, Bengals 23 (OT)

Sunday, Sept. 21, at Giants Stadium

In a game with no turnovers or other sudden field position changes, the Bengals offense played stride-for-stride with the defending world champions in mounting methodical drives during regulation time. But the Giants had the clincher, a 62-yard march for a FG on their second OT possession. The Bengals took a 20-16 lead with 4:39 to play on a T.J. Houshmandzadeh TD catch, fell behind 23-20 at the 1:50 mark, and then sent the game into overtime with a 71-yard drive to a 21-yard Shayne Graham FG at the fourth-quarter gun. Cincinnati forced a Giants punt to start OT, but could not muster a first down on its ensuing possession. The Giants then drove in seven plays to set up K John Carney's game-winning 22-yard FG. The Bengals fell to 0-3 on the season, and the Giants improved to 3-0.

Cincinnati.....	3	10	0	10	0	—	23
N.Y. Giants.....	0	10	3	10	3	—	26

		SCORE	
TEAM-SCORING PLAY		QTR-LEFT	V-H
Cin. - S.Graham 22 field goal.....	1-0:38	3-0	
NYG - B.Jacobs 1 run (J.Carney kick).....	2-10:36	3-7	
Cin. - C.Perry 25 run (S.Graham kick).....	2-7:20	10-7	
NYG - J.Carney 24 field goal.....	2-3:55	10-10	
Cin. - S.Graham 30 field goal.....	2-0:32	13-10	
NYG - J.Carney 46 field goal.....	3-6:23	13-13	
NYG - J.Carney 26 field goal.....	4-11:32	13-16	
Cin. - T.Houshmandzadeh 17 pass fr. C.Palmer (S.Graham kick).....	4-4:39	20-16	
NYG - K.Boss 4 pass from E.Manning (J.Carney kick).....	4-1:50	20-23	
Cin. - S.Graham 21 field goal.....	4-0:00	23-23	
NYG - J.Carney 22 field goal.....	5-8:39	23-26	

Missed FG: None.
Attendance: 79,276. Time: 2:21.

		CINCINNATI		N.Y. GIANTS	
First downs.....	24	24	24	10-17	5-12
Third down conversions-attempts.....	347	406	102	117	245
Total net yards.....	245	289	102	117	245
Net yards rushing.....	39-27-0	43-26-0	6-41	0-0	5-46.6
Pass attempts-completions-interceptions.....	6-41	0-0	5-46.6	4-43.8	2-31
Sacks against-yards lost.....	6-114	4-112	8-57	6-40	2-0
Punts-average.....	2-0	0-0	33-15	33-06	
Punt returns-yards.....	6-41	4-122	3-58	4-122	
Kickoff returns-yards.....	9-52	6-55	2-1	2-2	
Penalties-yards.....	34-02	25-58			
Fumbles-lost.....					
Time of possession.....					

RUSHING									
BENGALS				TD	GIANTS				TD
	Att	Yds	Lg			Att	Yds	Lg	
C.Perry	20	74	25t	1	D.Ward	9	80	22	0
C.Palmer	3	23	15	0	B.Jacobs	14	35	9	1
K.Watson	1	5	5	0	A.Bradshaw	2	2	4	0
A.Chatman	1	2	2	0					
D.Dorsey	2	-2	2	0					

		PASSING							
BENGALS	Att	Cmp	Yds	TD-I	GIANTS	Att	Cmp	Yds	TD-I
C.Palmer	39	27	286	1-0	E.Manning	43	26	289	1-0
TOTALS	39	27	286	1-0	TOTALS	43	26	289	1-0

		RECEIVING							
BENGALS	No	Yds	Lg	TD	GIANTS	No	Yds	Lg	TD
T.Houshmandzadeh	12	146	26	1	S.Smith	7	60	15	0
A.Chatman	6	70	25	0	A.Toomer	5	64	31	0
R.Kelly	4	22	12	0	K.Boss	3	51	26	1
C.Ochocinco	3	29	16	0	P.Burress	3	45	28	0
					D.Hixon	3	29	15	0
					D.Ward	3	26	9	0
					M.Hedgecock	1	9	9	0
					A.Bradshaw	1	5	5	0
TOTALS	27	286	26	1	TOTALS	26	289	31	1

INDIVIDUAL DEFENSE
CINCINNATI (coaches' stats) — **Leading Tackler:** Dh.Jones 10-5-15.
Sacks: None. **Int.:** None. **FF:** None. **FR:** None.
NEW YORK (press box stats) — **Leading Tackler:** A.Pierce 10-3-13.
Sacks: F.Robbins 2-16, M.Kiwanuka 1-8, D.Tolletson 1-8, B.Cofield 1-6, C.Webster 1-3. **Int.:** None. **FF:** C.Webster 1. **FR:** None.

Game 4 Browns 20, Bengals 12

Sunday, Sept. 28, at Paul Brown Stadium

Playing without QB Carson Palmer for the first time in 52 games, the Bengals took a 9-3 lead into the fourth quarter against the Browns. But Cincinnati saw the game get away on two Browns TDs within a span of just under two minutes early in the fourth quarter. After Cleveland completed an 80-yard drive to move ahead 10-6 with 13:05 remaining, the Bengals lost a Chris Perry fumble at their 24. The Browns then moved 24 yards in four plays, going ahead 17-6 at the 11:06 mark. Backup QB Ryan Fitzpatrick played for Palmer, who was rested after developing elbow soreness during the practice week. Fitzpatrick had a four-yard TD pass to WR Chad Ochocinco with 7:46 to play, but Fitzpatrick also suffered three INTs. The Bengals managed just 211 net yards while holding the Browns to 261. Cincinnati fell to 0-4, and the Browns improved to 1-3.

Cleveland.....	3	0	0	17	—	20
Cincinnati.....	0	6	0	6	—	12

		SCORE	
TEAM-SCORING PLAY		QTR-LEFT	V-H
Cle. - P.Dawson 25 field goal.....	1-9:29	3-0	
Cin. - S.Graham 42 field goal.....	2-10:22	3-3	
Cin. - S.Graham 45 field goal.....	2-0:08	3-6	
Cle. - B.Edwards 4 pass from D.Anderson (P.Dawson kick).....	4-13:05	10-6	
Cle. - J.Lewis 1 run (P.Dawson kick).....	4-11:06	17-6	
Cin. - C.Ochocinco 4 pass from R.Fitzpatrick (pass failed).....	4-7:46	17-12	
Cle. - P.Dawson 29 field goal.....	4-0:32	20-12	

Missed FG: None.
Attendance: 65,541. Time: 2:57.

		CLEVELAND		CINCINNATI	
First downs.....	19	19	4-13	5-13	4-13
Third down conversions-attempts.....	261	211	102	117	245
Total net yards.....	134	69	127	142	35-21-3
Net yards rushing.....	24-15-1	35-21-3	1-11	3-14	4-43.0
Pass attempts-completions-interceptions.....	2-10	1-9	3-58	4-122	9-52
Sacks against-yards lost.....	2-1	2-2	34-02	25-58	
Punts-average.....					
Punt returns-yards.....					
Kickoff returns-yards.....					
Penalties-yards.....					
Fumbles-lost.....					
Time of possession.....					

RUSHING									
BROWNS	Att	Yds	Lg	TD	BENGALS	Att	Yds	Lg	TD
J.Lewis	25	79	18	1	R.Fitzpatrick	4	41	13	0
J.Harrison	4	20	12	0	C.Perry	12	28	12	0
J.Wright	5	18	9	0					
D.Anderson	4	11	11	0					
L.Vickers	1	6	6	0					
J.Cribbs	1	0	0	0					
TOTALS	40	134	18	1	TOTALS	16	69	13	0

		PASSING							
BROWNS	Att	Cmp	Yds	TD-I	BENGALS	Att	Cmp	Yds	TD-I
D.Anderson	24	15	138	1-1	R.Fitzpatrick	35	21	156	1-3
TOTALS	24	15	138	1-1	TOTALS	35	21	156	1-3

RECEIVING									
BROWNS					BENGALS				
	No	Yds	Lg	TD		No	Yds	Lg	TD
K.Winslow	5	54	20	0	T.Houshmandzadeh	6	50	15	0
B.Edwards	3	22	12	0	C.Perry	5	15	9	0
S.Steptoe	2	24	17	0	C.Ochocinco	3	28	13	1
J.Lewis	2	15	9	0	R.Kelly	3	21	8	0
J.Wright	1	10	10	0	A.Chatman	2	32	22	0
L.Vickers	1	8	8	0	B.Uecht	2	10	9	0
J.Harrison	1	5	5	0					
TOTALS	15	138	20	1	TOTALS	21	156	22	1

INDIVIDUAL DEFENSE
CLEVELAND (press box stats) — **Leading Tacklers:** B.McDonald 7-0-7, E.Wright 5-2-7. **Sacks:** A.Hall 1-7, S.Rogers 1-5, K.Wimbley 1-2. **Int.:** M.Adams 1-18, E.Wright 1-17, T.Cousin 1-4. **FF:** A.Hall 1, K.Wimbley 1. **FR:** M.Adams 1-0, C.Williams 1-0.
CINCINNATI (coaches' stats) — **Leading Tackler:** Dh.Jones 5-10-15.
Sacks: C.Ndukwe 1-11. **Int.:** C.Ndukwe 1-12. **FF:** None. **FR:** None.

Game 5 Cowboys 31, Bengals 22

Sunday, Oct. 5, at Texas Stadium

Bengals fans were contemplating a tie for the team's second-biggest road comeback win ever when LB Rashad Jeanty covered an inside kick at the Bengals' 48 with 14:02 still remaining. After trailing 17-0, the Bengals had scored 16 unanswered points. But the Cowboys turned matters back in their favor on the next play, recovering a fumble by HB Chris Perry. Dallas scored in two plays for a 24-16 lead, and though the Bengals rebounded to within 24-22 on WR T.J. Houshmandzadeh's second TD catch of the day, Cincinnati failed on a two-point conversion try. Dallas then drove for a clinching TD, getting the score on a 15-yard pass from QB Tony Romo to WR Patrick Crayton. The Bengals fell to 0-5 on the season, and the Cowboys improved to 4-1.

Cincinnati.....	0	6	7	9	—	22
Dallas.....	10	7	0	14	—	31

TEAM-SCORING PLAY		SCORE	
		QTR-LEFT	V-H
Dall. - N.Folk 30 field goal.....		1-13:06	0-3
Dall. - F.Jones 33 run (N.Folk kick).....		1-6:00	0-10
Dall. - J.Witten 4 pass from T.Romo (N.Folk kick).....		2-12:12	0-17
Cin. - S.Graham 41 field goal.....		2-8:15	3-17
Cin. - S.Graham 31 field goal.....		2-0:34	6-17
Cin. - T.Houshmandzadeh 18 pass fr. C.Palmer (S.Graham kick).....		3-7:59	13-17
Cin. - S.Graham 40 field goal.....		4-14:02	16-17
Dall. - T.Owens 57 pass from T.Romo (N.Folk kick).....		4-11:46	16-24
Cin. - T.Houshmandzadeh 10 pass from C.Palmer (pass failed).....		4-7:39	22-24
Dall. - P.Crayton 15 pass from T.Romo (N.Folk kick).....		4-1:52	22-31

Missed FG: None.

Attendance: 62,655. Time: 3:07.

		CINCINNATI		DALLAS	
First downs.....		18	18
Third down conversions-attempts.....		6-14	9-15
Total net yards.....		269	373
Net yards rushing.....		61	198
Net yards passing.....		208	175
Pass attempts-completions-interceptions.....		39-23-1	23-14-1
Sacks against-yards lost.....		2-9	1-1
Punts-average.....		4-46.3	3-55.3
Punt returns-yards.....		1-8	2-15
Kickoff returns-yards.....		6-177	3-67
Penalties-yards.....		7-44	6-52
Fumbles-lost.....		1-1	2-1
Time of possession.....		28:15	31:45

		RUSHING		BENGALS		COWBOYS	
		Att	Yds	Att	Yds	Att	Yds
C.Perry.....		13	31	10	0	F.Jones	9 96 33t 1
C.Benson.....		10	30	10	0	M.Barber	23 84 16 0
						T.Owens	1 8 8 0
						T.Romo	4 7 6 0
						D.Anderson	1 3 3 0
TOTALS		23	61	10	0	TOTALS	38 198 33t 1

		PASSING		BENGALS		COWBOYS	
		Att	Cmp	Yds	TD-I	Att	Cmp
C.Palmer.....		39	23	217	2-1	T.Romo	23 14 176 3-1
TOTALS		39	23	217	2-1	TOTALS	23 14 176 3-1

RECEIVING											
BENGALS		No	Yds	Lg	TD	COWBOYS		No	Yds	Lg	TD
T.Houshmandzadeh						J.Witten		8	79	29	1
		7	85	25	2	T.Owens		2	67	57t	1
A.Chatman		7	55	18	0	M.Barber		2	8	6	0
C.Ochoicino		3	43	19	0	P.Crayton		1	15	15t	1
C.Perry		3	19	12	0	F.Jones		1	7	7	0
D.Coats		1	11	11	0						
B.Utecht		1	3	3	0						
R.Kelly		1	1	1	0						
TOTALS		23	217	25	2	TOTALS		14	176	57t	3

INDIVIDUAL DEFENSE

CINCINNATI (coaches' stats) — **Leading Tackler:** C.Ndukwe 7-4-11. **Sacks:** R.Gaathers 0.5-0.5, D.Peko 0.5-0.5. **Int.:** K.Rivers 1-39. **FF:** K.Rivers 1, F.Rucker 1. **FR:** J.Fletcher 1-0.

DALLAS (press box stats) — **Leading Tackler:** A.Jones 5-1-6. **Sacks:** J.Ratiff 1-6, D.Ware 1-3. **Int.:** G.Ellis 1-11. **FF:** T.Johnson 1. **FR:** A.Spencer 1-0.

Game 6 Jets 26, Bengals 14

Sunday, Oct. 12, at The Meadowlands

The Bengals scored just 1:24 into the game when S.Chinedum Ndukwe ran 15 yards with a Brett Favre fumble forced by DE Antwan Odom, and Cincinnati's defense allowed only 252 yards. But the struggling Bengals offense could muster only 171 yards, and Jets RB Thomas Jones provided all the points his team needed by scoring three TDs. He found the end zone on a two-yard reception in the first quarter, a seven-yard run in the second quarter and a one-yard run in the fourth quarter. Ryan Fitzpatrick started at QB for Cincinnati, subbing for the second time in three games for injured the Carson Palmer (elbow). Fitzpatrick led a 14-play, 66-yard drive that brought the Bengals to within 17-14 at halftime, but the Bengals did not again reach Jets territory until their final possession of the game. Jets QB Brett Favre ran his career record against Cincinnati to 4-1 (first four games with Green Bay), and the Bengals fell to 0-10 all-time at the Meadowlands/Giants Stadium. The Bengals fell to 0-6 on the season, while the Jets improved to 3-2.

Cincinnati.....	7	7	0	0	—	14
N.Y. Jets.....	7	10	3	6	—	26

TEAM-SCORING PLAY		SCORE	
		QTR-LEFT	V-H
Cin. - C.Ndukwe 15 fumble return (D.Rayner kick).....		1-13:36	7-0
NYJ - T.Jones 2 pass from B.Favre (J.Feely kick).....		1-7:44	7-7
NYJ - J.Feely 38 field goal.....		2-10:56	7-10
NYJ - T.Jones 7 run (J.Feely kick).....		2-7:57	7-17
Cin. - R.Fitzpatrick 1 run (D.Rayner kick).....		2-0:08	14-17
NYJ - J.Feely 43 field goal.....		3-5:36	14-20
NYJ - T.Jones 1 run (pass failed).....		4-2:22	14-26

Missed FG: None.

Attendance: 78,161. Time: 2:56.

		CINCINNATI		N.Y. JETS	
First downs.....		13	19
Third down conversions-attempts.....		5-15	7-14
Total net yards.....		171	252
Net yards rushing.....		123	86
Net yards passing.....		48	166
Pass attempts-completions-interceptions.....		33-20-0	33-25-2
Sacks against-yards lost.....		5-24	2-23
Punts-average.....		7-41.7	2-37.0
Punt returns-yards.....		1-10	5-77
Kickoff returns-yards.....		5-121	2-65
Penalties-yards.....		4-23	4-25
Fumbles-lost.....		2-1	1-1
Time of possession.....		24:42	35:18

		RUSHING		BENGALS		JETS	
		Att	Yds	Att	Yds	Att	Yds
R.Fitzpatrick.....		6	23	10	1	T.Jones	17 65 8 2
C.Perry.....		11	14	4	0	B.Smith	1 11 11 0
C.Benson.....		4	6	3	0	L.Washington	5 7 3 0
						L.Coles	1 3 3 0
						C.Stuckey	1 1 1 0
						J.Chatman	1 0 0 0
						B.Favre	1 -1 -1 0
TOTALS		21	43	10	1	TOTALS	27 86 11 2

		PASSING		BENGALS		JETS	
		Att	Cmp	Yds	TD-I	Att	Cmp
R.Fitzpatrick.....		33	20	152	0-0	B.Favre	33 25 189 1-2
TOTALS		33	20	152	0-0	TOTALS	33 25 189 1-2

		RECEIVING		BENGALS		JETS	
		No	Yds	Lg	TD	No	Yds
T.Houshmandzadeh.....		7	49	13	0	J.Cotchery	8 85 23 0
C.Ochoicino.....		5	57	16	0	L.Coles	8 61 29 0
B.Utecht.....		4	34	12	0	L.Washington	4 22 12 0
C.Perry.....		2	2	2	0	T.Jones	3 13 6 1
C.Henry.....		1	13	13	0	C.Baker	1 6 6 0
R.Fitzpatrick.....		1	-3	-3	0	J.Chatman	1 2 2 0
TOTALS		20	152	16	0	TOTALS	25 189 29 1

INDIVIDUAL DEFENSE

CINCINNATI (coaches' stats) — **Leading Tackler:** Dh.Jones 8-5-13. **Sacks:** Odom 1-16, F.Rucker 1-7. **Int.:** C.Lynch 1-6, M.White 1-0. **FF:** A.Odom 1. **FR:** C.Ndukwe 1-15.

NEW YORK (press box stats) — **Leading Tacklers:** A.Elam 5-1-6, D.Harris 2-4-6. **Sacks:** C.Pace 1-6, H.Poteat 1-6, S.Ellis 1-4, E.Barton 1-0, D.Harris 0.5-4, B.Thomas 0.5-4. **Int.:** None. **FF:** C.Pace 1, H.Poteat 1. **FR:** C.Pace 1-0.

Game 7 Steelers 38, Bengals 10

Sunday, Oct. 19, at Paul Brown Stadium

The Bengals trailed the division-leading Steelers by only 17-10 entering the fourth quarter, and with 12:28 remaining in the final period they were driving for a potential tying TD, with a first down at the Pittsburgh 37. But the Steelers turned Cincinnati away, forcing a punt, and Pittsburgh scored TDs on its final three possessions to win by a four-TD margin. It was Pittsburgh's eighth straight win at Paul Brown Stadium, including a 2005 season playoff game. Ben Roethlisberger threw a pair of TD passes for Pittsburgh and finished the day with a 108.6 passer rating, and RB Mewelde Moore rushed for 120 yards with a pair of scores. LB Keith Rivers, the Bengals' first-round 2008 draft pick, suffered a broken jaw early in the first quarter and was lost for the remainder of the season. The Bengals fell to 0-7 on the year while Pittsburgh improved to 5-1.

Pittsburgh10	0	7	21	—	38
Cincinnati0	7	3	0	—	10

		SCORE	
TEAM-SCORING PLAY		QTR-LEFT	V-H
Pitt. - M. Moore 2 pass from B. Roethlisberger (Je. Reed kick).....	1-9:56	7-0	
Pitt. - Je. Reed 21 field goal.....	1-0:42	10-0	
Cin. - C. Ochocinco 5 pass from R. Fitzpatrick (D. Rayner kick).....	2-0:36	10-7	
Pitt. - M. Moore 13 run (Je. Reed kick).....	3-8:29	17-7	
Cin. - D. Rayner 26 field goal.....	3-2:38	17-10	
Pitt. - N. Washington 50 pass fr. B. Roethlisberger (Je. Reed kick).....	4-8:17	24-10	
Pitt. - M. Moore 2 run (Je. Reed kick).....	4-5:17	31-10	
Pitt. - H. Ward 16 pass from B. Leftwich (Je. Reed kick).....	4-1:54	38-10	

Missed FG: None.

Attendance: 65,860. Time: 3:00.

		PITTSBURGH		CINCINNATI	
First downs.....	20	16	16
Third down conversions-attempts.....	6-12	4-16	4-16
Total net yards.....	375	212	212
Net yards rushing.....	125	84	84
Net yards passing.....	250	128	128
Pass attempts-completions-interceptions.....	31-20-0	39-24-0	39-24-0
Sacks against-yards lost.....	0-0	7-47	7-47
Punts-average.....	5-40.8	8-37.9	8-37.9
Punt returns-yards.....	3-21	3-6	3-6
Kickoff returns-yards.....	3-70	6-129	6-129
Penalties-yards.....	3-15	4-55	4-55
Fumbles-lost.....	2-0	2-1	2-1
Time of possession.....	30:35	29:25	29:25

		RUSHING		BENGALS		ATT		YDS		LG		TD	
STEELERS	Att	Yds	LG	TD	BENGALS	Att	Yds	LG	TD				
M. Moore	20	120	24	2	C. Benson	14	52	15	0				
N. Washington	1	6	6	0	K. Watson	4	17	6	0				
G. Russell	4	0	3	0	R. Fitzpatrick	4	15	10	0				
B. Roethlisberger	2	-1	0	0									

TOTALS	27	125	24	2	TOTALS	22	84	15	0				
--------	----	-----	----	---	--------	----	----	----	---	--	--	--	--

		PASSING		BENGALS		ATT		CMP		YDS		TD-I	
STEELERS	Att	Cmp	Yds	TD-I	BENGALS	Att	Cmp	Yds	TD-I				
B. Roethlisberger	28	17	216	2-0	R. Fitzpatrick	35	21	164	1-0				
	3	3	34	1-0	J. Palmer	4	3	11	0-0				
B. Leftwich	3	3	34	1-0									

TOTALS	31	20	250	3-0	TOTALS	39	24	175	1-0				
--------	----	----	-----	-----	--------	----	----	-----	-----	--	--	--	--

		RECEIVING		BENGALS		NO		YDS		LG		TD	
STEELERS	No	Yds	LG	TD	BENGALS	No	Yds	LG	TD				
S. Holmes	5	89	32	0	T. Houshmandzadeh	8	58	19	0				
M. Moore	5	14	7	1	C. Henry	3	44	18	0				
H. Ward	4	60	29	1	C. Ochocinco	8	52	9	1				
N. Washington	2	57	50	1	C. Henry	3	44	18	0				
H. Miller	2	13	7	0	A. Chatman	2	8	5	0				
L. Sweed	1	11	11	0	C. Benson	1	10	10	0				
M. Spaeth	1	6	6	0	J. Simpson	1	2	2	0				
					K. Watson	1	1	1	0				

TOTALS	20	250	50	3	TOTALS	24	175	19	1				
--------	----	-----	----	---	--------	----	-----	----	---	--	--	--	--

INDIVIDUAL DEFENSE

PITTSBURGH (press box stats) — **Leading Tackler:** J. Farrior 6-5-11.
Sacks: J. Harrison 2-21, L. Timmons 2-12, L. Woodley 2-12, J. Farrior 1-2. **Int.:** None. **FF:** L. Woodley 1. **FR:** L. Woodley 1-0.

CINCINNATI (coaches' stats) — **Leading Tacklers:** R. Geathers 7-3-10, B. Johnson 6-4-10. **Sacks:** None. **Int.:** None. **FF:** J. Joseph 1. **FR:** None.

Game 8 Texans 35, Bengals 6

Sunday, Oct. 26, at Reliant Stadium

The Bengals fell to 0-8 for the first time since 1994 and suffered their first loss to the Texans in four all-time meetings. Cincinnati trailed by a seemingly manageable 14-6 at halftime, but had been forced to settle for a FG just before the half despite having reached a second-and-two situation at the Texans' 14-yard line. Houston put the game away early in the second half, opening the third quarter with an 84-yard TD drive and following with a 53-yard TD drive on its second possession. Texans QB Matt Schaub finished the contest with a near-perfect 144.0 passer rating, completing 24 of 28 throws for 280 yards, three TDs and no INTs. Bengals WR Chad Ochocinco had five receptions, catching at least one pass for the 100th straight game, extending his Bengals record in the category. The Texans improved to 3-4 on the season, posting the first three-game win streak in franchise history.

Cincinnati3	3	0	0	—	6
Houston7	7	14	7	—	35

		SCORE	
TEAM-SCORING PLAY		QTR-LEFT	V-H
Hou. - J. Jones 73 punt return (K. Brown kick).....	1-12:42	0-7	
Cin. - S. Graham 43 field goal.....	1-6:24	3-7	
Hou. - D. Anderson 6 pass from M. Schaub (K. Brown kick).....	2-3:23	3-14	
Cin. - S. Graham 32 field goal.....	2-0:50	6-14	
Hou. - K. Walter 7 pass from M. Schaub (K. Brown kick).....	3-9:19	6-21	
Hou. - K. Walter 39 pass from M. Schaub (K. Brown kick).....	3-6:30	6-28	
Hou. - S. Slaton 20 run (K. Brown kick).....	4-9:54	6-35	

Missed FG: None.

Attendance: 70,112. Time: 2:59.

		CINCINNATI		HOUSTON	
First downs.....	16	23	23
Third down conversions-attempts.....	8-14	10-13	10-13
Total net yards.....	253	384	384
Net yards rushing.....	105	109	109
Net yards passing.....	148	275	275
Pass attempts-completions-interceptions.....	32-20-2	28-24-0	28-24-0
Sacks against-yards lost.....	2-7	1-5	1-5
Punts-average.....	3-42.3	2-29.5	2-29.5
Punt returns-yards.....	1-15	1-73	1-73
Kickoff returns-yards.....	5-102	3-58	3-58
Penalties-yards.....	7-51	7-55	7-55
Fumbles-lost.....	1-1	0-0	0-0
Time of possession.....	24:49	35:11	35:11

		RUSHING		BENGALS		ATT		YDS		LG		TD	
BENGALS	Att	Yds	LG	TD	TEXANS	Att	Yds	LG	TD				
C. Benson	13	49	12	0	S. Slaton	15	53	20	1				
R. Fitzpatrick	7	42	11	0	A. Green	9	41	11	0				
T. Houshmandzadeh	1	9	9	0	R. Moats	3	17	9	0				
K. Watson	1	5	5	0	M. Schaub	4	-2	2	0				

TOTALS	22	105	12	0	TOTALS	31	109	20	1				
--------	----	-----	----	---	--------	----	-----	----	---	--	--	--	--

		PASSING		BENGALS		ATT		CMP		YDS		TD-I	
BENGALS	Att	Cmp	Yds	TD-I	TEXANS	Att	Cmp	Yds	TD-I				
R. Fitzpatrick	32	20	155	0-2	M. Schaub	28	24	280	3-0				

TOTALS	32	20	155	0-2	TOTALS	28	24	280	3-0				
--------	----	----	-----	-----	--------	----	----	-----	-----	--	--	--	--

		RECEIVING		BENGALS		NO		YDS		LG		TD	
BENGALS	No	Yds	LG	TD	TEXANS	No	Yds	LG	TD				
T. Houshmandzadeh	8	54	11	0	A. Johnson	11	143	27	0				
C. Ochocinco	5	44	14	0	K. Walter	5	70	39	2				
R. Kelly	4	34	13	0	O. Daniels	3	21	9	0				
C. Benson	2	20	14	0	D. Anderson	2	28	22	1				
C. Henry	1	3	3	0	S. Slaton	2	13	7	0				
					A. Green	1	5	5	0				

TOTALS	20	155	14	0	TOTALS	24	280	39	3				
--------	----	-----	----	---	--------	----	-----	----	---	--	--	--	--

INDIVIDUAL DEFENSE

CINCINNATI (coaches' stats) — **Leading Tackler:** R. Jeanty 6-4-10.
Sacks: J. Thornton 1-5. **Int.:** None. **FF:** None. **FR:** None.

HOUSTON (press box stats) — **Leading Tackler:** Z. Diles 7-5-12.
Sacks: M. Williams 1-4, T. Johnson 1-3. **Int.:** E. Wilson 1-17, Du. Robinson 1-0. **FF:** M. Williams 1. **FR:** A. Okoye 1-0.

Game 9 Bengals 21, Jaguars 19**Sunday, Nov. 2, at Paul Brown Stadium**

The Bengals broke through at home to claim their first victory of the season, holding on in the fourth quarter after mounting a 21-3 lead through three periods. The victory still seemed easily in hand after the Jaguars closed the gap to 21-6 with a field goal early in the fourth quarter, but matters suddenly became very competitive when Jacksonville forced a Glenn Holt fumble on the ensuing kickoff, with Montell Owens returning 18 yards for a TD. Later in the fourth period, the Jaguars drove 73 yards for a Maurice Jones-Drew TD, and the score was 21-19 with 1:17 to play. But the Bengals foiled a two-point conversion try, with DBs Johnathan Joseph and Marvin White breaking up a David Garrard pass intended for WR Jerry Porter. The Bengals played their fifth game of the year without No. 1 QB Carson Palmer, and backup Ryan Fitzpatrick got his first NFL win as a starter. Fitzpatrick led drives of 84 and 88 yards on the Bengals' first two possessions of the game, ending each with a TD pass to WR Chad Ochocinco. The Bengals improved to 1-8 on the season, and Jacksonville fell to 3-5.

Jacksonville	0	3	0	16	—	19
Cincinnati	7	7	7	0	—	21

TEAM-SCORING PLAY		SCORE	
		QTR-LEFT	V-H
Cin. - C. Ochocinco 2 pass fr. R. Fitzpatrick (S. Graham kick)	1-2:28	0-7
Cin. - C. Ochocinco 10 pass fr. R. Fitzpatrick (S. Graham kick)	2-10:44	0-14
Jax. - J. Scoobe 52 field goal	2-3:03	3-14
Cin. - C. Benson 7 run (S. Graham kick)	3-9:15	3-21
Jax. - J. Scoobe 26 field goal	4-13:27	6-21
Cin. - M. Owens 18 fumble return (J. Scoobe kick)	4-13:17	13-21
Jax. - M. Jones-Drew 1 run (pass failed)	4-1:17	19-21

Missed FG: None.**Attendance:** 64,238. **Time:** 3:00.

		JACKSONVILLE	CINCINNATI
First downs	18	20
Third down conversions-attempts	5-13	6-13
Total net yards	282	312
Net yards rushing	68	159
Net yards passing	214	153
Pass attempts-completions-interceptions	38-23-1	31-21-1
Sacks against-yards lost	9-15	2-9
Punts-average	6-45.0	7-35.3
Punt returns-yards	4-22	4-22
Kickoff returns-yards	4-83	2-34
Penalties-yards	12-86	5-39
Fumbles-lost	1-0	1-1
Time of possession	29:41	30:19

		RUSHING							
JAGUARS	Att	Yds	Lg	TD	BENGALS	Att	Yds	Lg	TD
M. Jones-Drew	10	33	8	1	C. Benson	24	104	30	1
D. Garrard	6	23	8	0	R. Fitzpatrick	3	52	22	0
F. Taylor	5	12	5	0	A. Chatman	1	2	2	0
					K. Watson	1	1	1	0
TOTALS	21	68	8	1	TOTALS	29	159	30	1

		PASSING							
JAGUARS	Att	Cmp	Yds	TD-1	BENGALS	Att	Cmp	Yds	TD-1
D. Garrard	38	23	229	0-1	R. Fitzpatrick	31	21	162	2-1
TOTALS	38	23	229	0-1	TOTALS	31	21	162	2-1

		RECEIVING							
JAGUARS	No	Yds	Lg	TD	BENGALS	No	Yds	Lg	TD
M. Jones	7	69	16	0	T. Houshmandzadeh	5	37	22	0
M. Lewis	4	38	21	0	C. Ochocinco	7	65	22	0
D. Norcutt	4	29	9	0	B. Utech	2	21	12	0
J. Porter	2	38	31	0	C. Henry	2	14	9	0
M. Jones-Drew	2	29	16	0	R. Kelly	2	8	5	0
R. Williams	2	12	8	0	C. Perry	1	10	10	0
G. Estandia	1	14	14	0	C. Benson	1	5	5	0
F. Taylor	1	0	0	0	A. Chatman	1	2	2	0
TOTALS	23	229	31	0	TOTALS	21	162	22	2

INDIVIDUAL DEFENSE

JACKSONVILLE (press box stats) — **Leading Tackler:** G. Sensabaugh 8-2-10. **Sacks:** M. Peterson 1-7, J. Henderson 1-2. **Int.:** B. Williams 1-4. **FF:** None. **FR:** None.

CINCINNATI (coaches' stats) — **Leading Tacklers:** J. Joseph 10-2-12, B. Johnson 3-9-12. **Sacks:** R. Geathers 1-10, C. Ndakwe 1-3, P. Sims 1-2. **Int.:** D. Jones 1-13. **FF:** None. **FR:** None.

Game 10 Bengals 13, Eagles 13 (OT)**Sunday, Nov. 16, at Paul Brown Stadium**

The Bengals and Eagles battled 75 minutes to the first NFL tie since 2002. It was only the second tie in Bengals history, joining a 31-31 deadlock at Houston in 1969, and it was the first Cincinnati tie since overtime was added to the NFL regular season (1974). The Bengals had the best of things in OT field position and had a chance to win with seven seconds remaining in the extra period, but Shayne Graham's 47-yard field goal try sailed wide right. The Bengals led 13-3 when Graham kicked a 41-yard FG early in the third quarter, but the Eagles immediately struck back with a two-play TD drive, and Philadelphia tied the score at 13-13 on David Akers' 27-yard FG with 5:18 left in the fourth quarter. The Bengals had a plus-three edge in turnover differential, but were outgained 391-282 on the day. The Bengals defense held the Eagles to three-for-18 on third downs, and the Eagles limited the Bengals to four-for-20 on third downs. Bengals WR T.J. Houshmandzadeh tied his career high with 12 catches, including one for a TD, and gained 149 yards. The Bengals' record moved to 1-8-1, and the Eagles headed home at 5-4-1.

Philadelphia	0	3	7	3	0	—	13
Cincinnati	0	10	3	3	0	—	13

TEAM-SCORING PLAY		SCORE	
		QTR-LEFT	V-H
Cin. - S. Graham 20 field goal	2-14:12	0-3
Phil. - D. Akers 42 field goal	2-11:12	3-3
Cin. - T. Houshmandzadeh 26 pass fr. R. Fitzpatrick (S. Graham kick)	2-0:33	3-10
Cin. - S. Graham 41 field goal	3-10:25	3-13
Phil. - L. Smith 4 pass from D. McNabb (D. Akers kick)	3-9:29	10-13
Phil. - D. Akers 27 field goal	4-5:18	13-13

Missed FG: Graham, Cin. (47WR).**Attendance:** 64,633. **Time:** 3:46.

		PHILADELPHIA	CINCINNATI
First downs	16	19
Third down conversions-attempts	3-18	4-20
Total net yards	391	282
Net yards rushing	68	56
Net yards passing	323	226
Pass attempts-completions-interceptions	58-28-3	44-29-0
Sacks against-yards lost	2-16	8-35
Punts-average	10-36.2	11-36.1
Punt returns-yards	6-43	4-31
Kickoff returns-yards	4-70	3-73
Penalties-yards	8-60	4-35
Fumbles-lost	1-1	3-1
Time of possession	33:16	41:44

		RUSHING							
EAGLES	Att	Yds	Lg	TD	BENGALS	Att	Yds	Lg	TD
B. Westbrook	14	60	22	0	C. Benson	23	42	13	0
D. Jackson	2	3	4	0	R. Fitzpatrick	5	9	5	0
C. Buckhalter	1	3	3	0	C. Perry	2	5	5	0
D. McNabb	1	2	2	0					
TOTALS	18	68	22	0	TOTALS	30	56	13	0

		PASSING							
EAGLES	Att	Cmp	Yds	TD-1	BENGALS	Att	Cmp	Yds	TD-1
D. McNabb	58	28	339	1-3	R. Fitzpatrick	44	29	261	1-0
TOTALS	58	28	339	1-3	TOTALS	44	29	261	1-0

		RECEIVING							
EAGLES	No	Yds	Lg	TD	BENGALS	No	Yds	Lg	TD
K. Curtis	7	64	14	0	T. Houshmandzadeh	12	149	26	1
D. Jackson	4	66	25	0	C. Benson	6	37	21	0
J. Avant	3	32	18	0	R. Kelly	4	34	12	0
B. Celek	3	25	11	0	C. Ochocinco	4	34	12	0
L. Smith	3	15	7	1	R. Kelly	3	24	14	0
B. Westbrook	3	11	5	0	A. Chatman	1	11	11	0
H. Baskett	2	74	57	0	C. Henry	1	8	8	0
C. Buckhalter	1	44	44	0	B. Utech	1	2	2	2
D. Klecko	1	8	8	0	C. Perry	1	-4	-4	0
R. Brown	1	0	0	0					
TOTALS	28	339	57	1	TOTALS	29	261	26	1

INDIVIDUAL DEFENSE

PHILADELPHIA (press box stats) — **Leading Tackler:** S. Bradley 10-2-12. **Sacks:** T. Cole 2-12, D. Howard 2-4, S. Brown 1-7, J. Hanson 1-7, C. Clemons 1-4, B. Bunkley 1-1. **Int.:** None. **FF:** S. Bradley 1, L. Sheppard 1. **FR:** D. Howard 1-2.

CINCINNATI (coaches' stats) — **Leading Tacklers:** L. Hall 8-0-8, B. Johnson 5-3-8, J. Joseph 5-3-8. **Sacks:** R. Geathers 1-9, C. Crocker 1-7. **Int.:** B. Johnson 1-35, C. Crocker 1-22, J. Joseph 1-22. **FF:** R. Geathers 1. **FR:** F. Rucker 1-6.

Game 11 **Steelers 27, Bengals 10**

Thursday night, Nov. 20, at Heinz Field

Playing with a lineup severely depleted by injuries, the Bengals hung with the Steelers for nearly three quarters before being worn down. Cincinnati took a 7-0 first-quarter lead on a 10-yard pass from QB Ryan Fitzpatrick to WR Glenn Holt, and the Bengals trailed by only 13-7 until late in the third quarter, when the Steelers completed a 64-yard drive for a 20-7 lead. While struggling early on offense, the Steelers kept the Bengals at bay with a strong rushing defense. Cincinnati finished the game with just 43 rushing yards on 20 carries. Pittsburgh outgained Cincinnati 364-208, as the struggling Cincinnati offense finished under 225 net yards for the sixth time in 11 games. The Steelers maintained the AFC North Division lead by improving to 8-3, and the Bengals fell to 1-9-1 on the year.

Cincinnati.....	7	0	0	3	—	10
Pittsburgh.....	0	10	10	7	—	27

TEAM-SCORING PLAY		QTR-LEFT		SCORE	
				V-H	
Cin. - G.Holt 10 pass from R.Fitzpatrick (S.Graham kick).....		1-3:08		7-0	
Pitt. - H.Miller 3 pass from B.Roethlisberger (J.Reed kick).....		2-10:16		7-7	
Pitt. - J.Reed 37 field goal.....		2-1:52		7-10	
Pitt. - J.Reed 38 field goal.....		3-8:18		7-13	
Pitt. - G.Russell 2 run (J.Reed kick).....		3-0:16		7-20	
Cin. - S.Graham 26 field goal.....		4-6:47		10-20	
Pitt. - B.Roethlisberger 8 run (J.Reed kick).....		4-2:15		10-27	

Missed FG: None.
Attendance: 59,854. **Time:** 3:04.

		CINCINNATI		PITTSBURGH	
First downs.....	11	20	20	6-14	
Third down conversions-attempts.....	4-15	6-14			
Total net yards.....	208	364			
Net yards rushing.....	43	121			
Net yards passing.....	165	243			
Pass attempts-completions-interceptions.....	37-20-1	30-17-0			
Sacks against-yards lost.....	1-3	0-0			
Punts-average.....	8-36.6	5-28.4			
Punt returns-yards.....	0-0	4-9			
Kickoff returns-yards.....	6-106	3-80			
Penalties-yards.....	2-15	4-40			
Fumbles-lost.....	0-0	1-1			
Time of possession.....	24:40	35:20			

RUSHING									
BENGALS	Att	Yds	Lg	TD	STEELERS	Att	Yds	Lg	TD
C.Benson	16	35	7	0	M.Moore	15	56	15	0
R.Fitzpatrick	2	8	9	0	W.Parker	14	37	15	0
C.Perry	2	0	0	0	B.Roethlisberger				
					C.Davis	3	13	8t	1
					G.Russell	1	6	6	0
					N.Washington	3	5	2t	1
						1	4	4	0
TOTALS	20	43	9	0	TOTALS	37	121	15	2

PASSING									
BENGALS	Att	Cmp	Yds	TD-I	STEELERS	Att	Cmp	Yds	TD-I
R.Fitzpatrick	37	20	168	1-1	B.Roethlisberger	30	17	243	1-0
TOTALS	37	20	168	1-1	TOTALS	30	17	243	1-0

RECEIVING									
BENGALS					STEELERS				
	No	Yds	Lg	TD		No	Yds	Lg	TD
T.Houshmandzadeh	4	20	11	0	S.Holmes	5	84	27	0
R.Kelly	3	41	31	0	H.Miller	4	44	19	1
B.Utech	3	36	14	0	M.Moore	4	41	22	0
A.Caldwell	3	26	15	0	L.Sweed	2	25	17	0
C.Henry	2	25	14	0	H.Ward	1	37	37	0
G.Holt	2	16	10t	1	N.Washington	1	12	12	0
C.Perry	2	0	0	0					
C.Benson	1	4	4	0					
TOTALS	20	168	31	1	TOTALS	17	243	37	1

INDIVIDUAL DEFENSE
CINCINNATI (coaches' stats) — **Leading Tackler:** M.White 9-2-11.
Sacks: None. **Int.:** None. **FF:** None. **FR:** None.
PITTSBURGH (press box stats) — **Leading Tackler:** J.Farrior 8-3-11.
Sacks: L.Woodley 1-3. **Int.:** T.Polamalu 1-19. **FF:** None. **FR:** None.

Game 12 **Ravens 34, Bengals 3**

Sunday, Nov. 30, at Paul Brown Stadium

The Bengals' struggling offense found no relief against Baltimore's No. 2-ranked NFL defense. Cincinnati set a season low in possession time (21:02), tied its season low in points, tied the team record for fewest first downs (six) and settled for its second-lowest net yardage total (155) of the season. The Bengals defense didn't do much better than the offense against the Ravens, yielding a season-high 451 yards. The Ravens' passing game, which included a TD throw by WR Mark Clayton, finished with a 134.3 rating. The Bengals fell to 1-10-1 on the season, and Baltimore improved to 8-4.

Baltimore.....	3	10	14	7	—	34
Cincinnati.....	0	3	0	0	—	3

TEAM-SCORING PLAY		QTR-LEFT		SCORE	
				V-H	
Balt. - M.Stover 27 field goal.....		1-6:06		3-0	
Balt. - M.Stover 21 field goal.....		2-12:52		6-0	
Balt. - T.Heap 4 pass from J.Flacco (M.Stover kick).....		2-3:06		13-0	
Cin. - S.Graham 21 field goal.....		2-0:06		13-3	
Balt. - D.Mason 32 pass from M.Clayton (M.Stover kick).....		3-8:12		20-3	
Balt. - M.Clayton 70 pass from J.Flacco (M.Stover kick).....		3-5:53		27-3	
Balt. - J.Leonhard 35 interception return (M.Stover kick).....		4-2:28		34-3	

Missed FG: None.
Attendance: 63,871. **Time:** 3:00.

		BALTIMORE		CINCINNATI	
First downs.....	20	6			
Third down conversions-attempts.....	8-17	2-15			
Total net yards.....	451	155			
Net yards rushing.....	147	57			
Net yards passing.....	304	98			
Pass attempts-completions-interceptions.....	30-20-0	33-12-1			
Sacks against-yards lost.....	2-8	4-26			
Punts-average.....	7-47.3	11-43.6			
Punt returns-yards.....	3-5	2-17			
Kickoff returns-yards.....	1-21	7-156			
Penalties-yards.....	3-30	3-15			
Fumbles-lost.....	2-0	2-0			
Time of possession.....	38:58	21:02			

RUSHING									
RAVENS	Att	Yds	Lg	TD	BENGALS	Att	Yds	Lg	TD
L.McClain	25	86	10	0	R.Fitzpatrick	3	29	21	0
R.Rice	11	41	10	0	C.Benson	10	17	7	0
J.Flacco	3	15	11	0	C.Perry	3	11	7	0
T.Smith	3	4	7	0					
L.Neal	1	1	1	0					
TOTALS	43	147	11	0	TOTALS	16	57	21	0

PASSING									
RAVENS	Att	Cmp	Yds	TD-I	BENGALS	Att	Cmp	Yds	TD-I
J.Flacco	29	19	280	2-0	R.Fitzpatrick	31	12	124	0-0
M.Clayton	1	1	32	1-0	J.Palmer	2	0	0	0-1
TOTALS	30	20	312	3-0	TOTALS	33	12	124	0-1

RECEIVING									
RAVENS	No	Yds	Lg	TD	BENGALS	No	Yds	Lg	TD
D.Mason	6	91	32t	1	T.Houshmandzadeh				
M.Clayton	5	164	70t	1		4	64	46	0
T.Heap	4	39	23	1	C.Ochocinco	4	45	18	0
R.Rice	4	14	6	0	C.Benson	2	1	6	0
L.Neal	1	4	4	0	R.Kelly	1	8	8	0
					C.Perry	1	6	6	0
TOTALS	20	312	70t	3	TOTALS	12	124	46	0

INDIVIDUAL DEFENSE
BALTIMORE (press box stats) — **Leading Tackler:** R.Lewis 4-3-7.
Sacks: B.Ayanbadejo 1-9, J.Johnson 0.5-2, B.Scott 0.5-2, C.Ivry 0.5-1, T.Suggs 0.5-1, (team) 1-11. **Int.:** J.Leonhard 1-35. **FF:** None. **FR:** None.
CINCINNATI (coaches' stats) — **Leading Tackler:** B.Johnson 10-7-7.
Sacks: B.Johnson 1.5-4.5, C.Crocker 0.5-3.5. **Int.:** None. **FF:** None. **FR:** None.

Game 13 Colts 35, Bengals 3**Sunday, Dec. 7, at Lucas Oil Stadium**

The Bengals trailed only 7-3 late in the first half, and had the ball with just over one minute remaining. But DB Kelvin Hayden's INT of a QB Ryan Fitzpatrick pass set up the Colts for a score that put them up 14-3 at halftime, and the Colts sewed things up with two more TDs in the third quarter. The Bengals lost for the fifth straight time in Indianapolis. It was Cincinnati's first regular-season game at Indy's Lucas Oil Stadium. Colts QB Peyton Manning posted a 134.0 passer rating for the game, completing 26 of 32 (81.3 percent) for 277 yards, with three TDs and no INTs. In the fourth quarter, Colts DB Hayden snagged a second INT, and his 85-yard return (for a TD) was the second-longest regular-season opponent's INT return in Bengals history. The margin of defeat was the team's second-worst under head coach Marvin Lewis, behind only a 34-point (37-3) defeat in 2005 in Kansas City during which the Bengals were resting their starters for the playoffs. The Bengals fell to 1-11-1 on the season, while the Colts improved to 9-4.

Cincinnati	0	3	0	0	—	3
Indianapolis	7	7	14	7	—	35

TEAM-SCORING PLAY		QTR	LEFT	V-H
Ind. - D.Rhodes 17 run (A.Vinatieri kick)	1-0:36	0-7		
Cin. - S.Graham 19 field goal	2-6:08	3-7		
Ind. - M.Harrison 5 pass from P.Manning (A.Vinatieri kick)	2-0:29	3-14		
Ind. - A.Gonzalez 2 pass from P.Manning (A.Vinatieri kick)	3-6:15	3-21		
Ind. - D.Clark 4 pass from P.Manning (A.Vinatieri kick)	3-2:22	3-28		
Ind. - K.Hayden 85 interception return (A.Vinatieri kick)	4-5:02	3-35		

Missed FG: None.**Attendance:** 66,402. **Time:** 2:44.**CINCINNATI INDIANAPOLIS**

First downs	17	20
Third down conversions-attempts	6-14	4-8
Total net yards	252	334
Net yards rushing	82	57
Net yards passing	170	277
Pass attempts-completions-interceptions	32-22-3	32-26-0
Sacks against-yards lost	5-30	0-0
Punts-average	4-31.8	3-46.3
Punt returns-yards	3-27	1-0
Kickoff returns-yards	6-158	2-28
Penalties-yards	3-23	3-21
Fumbles-lost	2-1	1-1
Time of possession	32:53	27:07

RUSHING

BENGALS	Att	Yds	Lg	TD	COLTS	Att	Yds	Lg	TD
C.Benson	16	57	13	0	D.Rhodes	10	31	17	1
R.Fitzpatrick	3	17	8	0	J.Addai	10	26	6	0
Ja.Johnson	3	4	4	0					
J.Palmer	1	4	4	0					
C.Perry	1	0	0	0					
TOTALS	24	82	13	0	TOTALS	20	57	17	1

PASSING

BENGALS	R	Cmp	Yds	TD-I	COLTS	Att	Cmp	Yds	TD-I
R.Fitzpatrick	26	18	170	0-2	P.Manning	32	26	277	3-0
J.Palmer	6	4	30	0-1					
TOTALS	32	22	200	0-3	TOTALS	32	26	277	3-0

RECEIVING

BENGALS	No	Yds	Lg	TD	COLTS	No	Yds	Lg	TD
T.Houshmandzadeh	8	75	23	0	G.Robinson	6	69	16	0
C.Ochocinco	5	79	26	0	R.Wayne	5	48	19	0
R.Kelly	3	7	5	0	D.Clark	4	29	10	1
C.Henry	2	20	18	0	M.Harrison	3	78	67	1
C.Benson	2	1	2	0	A.Gonzalez	3	27	17	1
C.Perry	1	12	12	0	D.Rhodes	3	12	6	0
A.Caldwell	1	6	6	0	J.Addai	2	14	8	0
TOTALS	22	200	26	0	TOTALS	26	277	67	3

INDIVIDUAL DEFENSE

CINCINNATI (coaches' stats) — **Leading Tacklers:** K.Hebert 5-5-10, R.Jeanty 4-6-10. **Sacks:** None. **Int.:** None. **FF:** R.Jeanty 1. **FR:** L.Hall 1-0.

INDIANAPOLIS (press box stats) — **Leading Tackler:** B.Sanders 6-2-8. **Sacks:** R.Mathis 2.5-10.5, D.Freeney 1.5-12.5, D.Reid 1-7. **Int.:** K.Hayden 2-107, D.Hughes 1-16. **FF:** M.Bullitt 1, R.Mathis 1. **FR:** T.Jennings 1-0.

Game 14 Bengals 20, Redskins 13**Sunday, Dec. 14, at Paul Brown Stadium**

Held without a TD for their previous 11 quarters of play, the Bengals struck for a pair of TDs in the first quarter and held on to beat Washington with the help of a dramatic goal-line stand. Having cut a 17-0 Cincinnati lead to 17-10, the Redskins had a first down at the Cincinnati one-yard line in the third quarter. After an incomplete pass, the Redskins got an apparent tying TD on a run by FB Mike Sellers. But Bengals coach Marvin Lewis challenged the call, and it was ruled Sellers was down less than a half-yard from the goal. On the next play (third-and-goal), Sellers was stoned at the line but not tackled, and as he tried to reach the ball over the goal line, Bengals LB Corey Mays stripped the ball from him and recovered in the end zone for a touchback. The Bengals increased their lead to 20-10 on Shayne Graham's 45-yard fourth-quarter FG. They held the Redskins to a FG after Washington returned the ensuing kickoff to the Cincinnati 13, and the game was iced when Washington failed to recover an onside kick. The Bengals ran their home record against NFC teams over the last 13 games to 10-2-1. Cincinnati improved to 2-11-1 and dealt Washington (7-7) a big blow to its playoff hopes.

Washington	0	10	0	3	—	13
Cincinnati	14	3	0	3	—	20

TEAM-SCORING PLAY		QTR	LEFT	V-H
Cin. - R.Fitzpatrick 1 run (S.Graham kick)	1-10:30	0-7		
Cin. - C.Henry 12 pass from R.Fitzpatrick (S.Graham kick)	1-3:10	0-14		
Cin. - S.Graham 32 field goal	2-11:19	0-17		
Wash. - S.Moss 10 pass from J.Campbell (S.Suisham kick)	2-4:44	7-17		
Wash. - S.Suisham 23 field goal	2-0:15	10-17		
Cin. - S.Graham 45 field goal	4-2:20	10-20		
Wash. - S.Suisham 36 field goal	4-1:43	13-20		

Missed FG: None.**Attendance:** 63,996. **Time:** 3:04.**WASHINGTON CINCINNATI**

First downs	15	17
Third down conversions-attempts	4-14	4-14
Total net yards	280	310
Net yards rushing	113	106
Net yards passing	167	204
Pass attempts-completions-interceptions	28-17-0	29-16-0
Sacks against-yards lost	0-0	2-5
Punts-average	6-48.3	6-38.3
Punt returns-yards	4-33	1-8
Kickoff returns-yards	5-182	1-18
Penalties-yards	9-75	6-41
Fumbles-lost	2-2	0-0
Time of possession	28:52	31:08

RUSHING

REDSKINS	Att	Yds	Lg	TD	BENGALS	Att	Yds	Lg	TD
C.Portis	25	77	10	0	C.Benson	21	73	13	0
J.Campbell	2	21	17	0	R.Fitzpatrick	11	29	14	1
D.Thomas	1	8	8	0	A.Caldwell	1	4	4	0
L.Betts	2	7	6	0					
M.Sellers	2	0	0	0					
TOTALS	32	113	17	0	TOTALS	33	106	14	1

PASSING

REDSKINS	Att	Cmp	Yds	TD-I	BENGALS	Att	Cmp	Yds	TD-I
J.Campbell	28	17	167	1-0	R.Fitzpatrick	29	16	209	1-0
TOTALS	28	17	167	1-0	TOTALS	29	16	209	1-0

RECEIVING

REDSKINS	No	Yds	Lg	TD	BENGALS	No	Yds	Lg	TD
S.Moss	7	72	20	1	C.Henry	4	54	22	1
C.Cooley	6	51	19	0	C.Benson	3	88	79	0
F.Davis	1	15	15	0	C.Ochocinco	3	33	13	0
M.Sellers	1	14	14	0	T.Houshmandzadeh	3	19	9	0
A.Randle El	1	9	9	0	D.Coats	1	8	8	0
C.Portis	1	6	6	0	A.Caldwell	1	4	4	0
					R.Kelly	1	3	3	0
TOTALS	17	167	20	1	TOTALS	16	209	79	1

INDIVIDUAL DEFENSE

WASHINGTON (press box stats) — **Leading Tackler:** H.Blades 3-4-7. **Sacks:** L.Alexander 1-4, L.Fletcher 0.5-0.5, J.Taylor 0.5-0.5. **Int.:** None. **FF:** None. **FR:** None.

CINCINNATI (coaches' stats) — **Leading Tackler:** Dh.Jones 5-12-17. **Sacks:** None. **Int.:** None. **FF:** C.Crocker 1, C.Mays 1. **FR:** Da.Jones 1-12, C.Mays 1-0.

Game 15 Bengals 14, Browns 0

Sunday, Dec. 21, at Cleveland Browns Stadium

The Bengals posted the ninth shutout win in franchise history and their second shutout win at Cleveland in the last three seasons. Cincinnati had four INTs, including a club-record tying three by CB Leon Hall, and allowed a season-low 182 yards. Hall scored the game's first TD with a 50-yard INT in the first quarter. Offensively, on a cold and windy day (18 degrees, zero wind chill), the Bengals attempted only nine passes, the club's fewest since 1974. But HB Cedric Benson rushed for a career-high 171 yards, most by a Bengal since Rudi Johnson's 202 vs. Cleveland in 2004, and QB Ryan Fitzpatrick capped a 15-play, 89-yard drive for the game's only offensive TD with a 20-yard scoring pass to WR Chris Henry. The Bengals regained the lead (36-35) in the "Battle of Ohio" series against the Browns and improved to 3-11-1 on the season. Cleveland fell to 4-10.

Cincinnati.....	7	7	0	0	—	14
Cleveland.....	0	0	0	0	—	0

		SCORE	
TEAM-SCORING PLAY		QTR-LEFT	V-H
Cin. - L. Hall 50 interception return (S. Graham kick)		1-8:30	7-0
Cin. - C. Henry 20 pass from R. Fitzpatrick (S. Graham kick)		2-8:02	14-0

Missed FG: S. Graham, Cin. (48SH).
Attendance: 72,361. **Time:** 2:44.

		CINCINNATI		CLEVELAND	
First downs.....	12	7	12	4	13
Third down conversions-attempts.....	7-14	4-12	7-14	4-12	13
Total net yards.....	246	182	246	182	13
Net yards rushing.....	191	41	191	41	13
Net yards passing.....	55	41	55	41	13
Pass attempts-completions-interceptions.....	9-5-0	22-12-4	9-5-0	22-12-4	13
Sacks against-yards lost.....	0-0	3-31	0-0	3-31	13
Punts-average.....	6-32.2	5-49.4	6-32.2	5-49.4	13
Punt returns-yards.....	0-0	3-12	0-0	3-12	13
Kickoff returns-yards.....	1-13	2-24	1-13	2-24	13
Penalties-yards.....	2-20	9-65	2-20	9-65	13
Fumbles-lost.....	3-1	0-0	3-1	0-0	13
Time of possession.....	31:47	28:13	31:47	28:13	13

RUSHING									
BENGALS	Att	Yds	Lg	TD	BROWNS	Att	Yds	Lg	TD
C. Benson	38	171	46	0	J. Lewis	16	76	15	0
R. Fitzpatrick	5	10	7	0	J. Cribbs	5	36	14	0
Ja. Johnson	3	10	12	0	J. Wright	7	30	8	0
					J. Harrison	1	-1	-1	0
TOTALS	46	191	46	0	TOTALS	29	141	15	0

TOTALS	46	191	46	0	TOTALS	29	141	15	0
---------------	-----------	------------	-----------	----------	---------------	-----------	------------	-----------	----------

R.Fitzpatrick	9	5	55	1-0	K.Dorsey	17	10	64	0-3
					B.Gradkowski	5	2	8	0-1
TOTALS	9	5	55	1-0	TOTALS	22	12	72	0-4

TOTALS	9	5	55	1-0	TOTALS	22	12	72	0-4
---------------	----------	----------	-----------	------------	---------------	-----------	-----------	-----------	------------

BENGALS	No	Yds	Lg	TD	BROWNS	No	Yds	Lg	TD
Ja. Johnson	3	27	16	0	J. Wright	6	33	9	0
C. Henry	1	20	20t	1	B. Edwards	4	31	12	0
A. Caldwell	1	8	8	0	D. Dinkins	1	4	4	0
					D. Stallworth	1	4	4	0
TOTALS	5	55	20t	1	TOTALS	12	72	12	0

TOTALS	5	55	20t	1	TOTALS	12	72	12	0
---------------	----------	-----------	------------	----------	---------------	-----------	-----------	-----------	----------

INDIVIDUAL DEFENSE

CINCINNATI (coaches' stats) — **Leading Tacklers:** Dh. Jones 6-9-15, B. Johnson 5-10-15. **Sacks:** J. Thornton 2-20, C. Ndukwe 1-11. **Int.:** L. Hall 3-87, B. Johnson 1-0. **FF:** None. **FR:** None.

CLEVELAND (press box stats) — **Leading Tackler:** A. Davis 6-1-7. **Sacks:** None. **Int.:** None. **FF:** E. Wright 1. **FR:** E. Wright 1-0.

Game 16 Bengals 16, Chiefs 6

Sunday, Dec. 28, at Paul Brown Stadium

The Bengals jumped on Kansas City early, building a 13-0 halftime lead. The Chiefs were held to 50 net yards and two first downs in the first half. Bengals HB Cedric Benson had his second straight 100-yard rushing game, gaining 111 on 25 carries, and his two-yard TD run gave Cincinnati a 10-0 lead early in the second quarter, capping an 87-yard drive. The Chiefs scored with just 2:20 to play, halting a Bengals streak of seven straight quarters without allowing a point. The Bengals had also gone nine quarters without allowing a TD. The Bengals allowed just 31 rushing yards (on 15 carries), their lowest rushing yard in 78 games, since holding Miami to 20-for-25 on Sept. 19, 2004. The Bengals finished the year with a three-game winning streak and a 4-11-1 record. Kansas City fell to 2-14.

Kansas City.....	0	0	0	6	—	6
Cincinnati.....	3	10	0	3	—	16

		SCORE	
TEAM-SCORING PLAY		QTR-LEFT	V-H
Cin. - S. Graham 38 field goal.....		1-1:41	0-3
Cin. - C. Benson 2 run (S. Graham kick).....		2-10:57	0-10
Cin. - S. Graham 30 field goal.....		2-1:47	0-13
Cin. - S. Graham 43 field goal.....		4-6:21	0-16
K.C. - T. Gonzalez 5 pass from T. Thigpen (pass failed).....		4-2:20	6-16

Missed FG: None.
Attendance: 63,984. **Time:** 2:55.

		KANSAS CITY		CINCINNATI	
First downs.....	14	23	14	23	13
Third down conversions-attempts.....	4-13	7-16	4-13	7-16	13
Total net yards.....	220	329	220	329	13
Net yards rushing.....	31	204	31	204	13
Net yards passing.....	189	125	189	125	13
Pass attempts-completions-interceptions.....	36-19-0	30-18-0	36-19-0	30-18-0	13
Sacks against-yards lost.....	1-2	1-4	1-2	1-4	13
Punts-average.....	6-47.2	3-44.3	6-47.2	3-44.3	13
Punt returns-yards.....	2-15	3-16	2-15	3-16	13
Kickoff returns-yards.....	5-80	2-18	5-80	2-18	13
Penalties-yards.....	6-73	4-43	6-73	4-43	13
Fumbles-lost.....	1-1	2-0	1-1	2-0	13
Time of possession.....	22:21	37:39	22:21	37:39	13

RUSHING									
CHIEFS	Att	Yds	Lg	TD	BENGALS	Att	Yds	Lg	TD
L.Johnson	10	18	14	0	C.Benson	25	111	14	1
J.Charles	3	9	8	0	A.Caldwell	4	49	26	0
T.Thigpen	2	4	4	0	R.Fitzpatrick	7	29	13	0
					Ja.Johnson	3	15	7	0

TOTALS	15	31	14	0	TOTALS	39	204	26	1
---------------	-----------	-----------	-----------	----------	---------------	-----------	------------	-----------	----------

PASSING									
CHIEFS	Att	Cmp	Yds	TD-1	BENGALS	Att	Cmp	Yds	TD-1
T.Thigpen	36	19	191	1-0	R.Fitzpatrick	30	18	129	0-0
TOTAL S	36	19	191	1-0	TOTAL S	30	18	129	0-0

TOTALS	36	19	191	1-0	TOTALS	30	18	129	0-0
---------------	-----------	-----------	------------	------------	---------------	-----------	-----------	------------	------------

RECEIVING									
CHIEFS	No	Yds	Lg	TD	BENGALS	No	Yds	Lg	TD
D.Bowe	10	103	32	0	A.Caldwell	5	34	13	0
T.Gonzalez	5	53	15	1	Ja.Johnson	3	20	9	0
M.Bradley	2	21	12	0	C.Henry	2	19	15	0
D.Darling	2	14	9	0	C.Benson	2	19	16	0
					N.Lawrie	2	11	7	0
					R.Kelly	2	9	5	0
					G.Holt	1	10	10	0
					B.Utecht	1	7	7	0

TOTALS	19	191	32	1	TOTALS	18	129	16	0
---------------	-----------	------------	-----------	----------	---------------	-----------	------------	-----------	----------

INDIVIDUAL DEFENSE

KANSAS CITY (press box stats) — **Leading Tackler:** D. Johnson 5-6-11. **Sacks:** J. Babin 1-4. **Int.:** None. **FF:** B. Pollard 1. **FR:** None.

CINCINNATI (coaches' stats) — **Leading Tackler:** Dh. Jones 7-4-11. **Sacks:** A. Odom 1-2. **Int.:** None. **FF:** Dh. Jones 1. **FR:** Dh. Jones 1-0.

BENGALS 2008 PARTICIPATION CHART

PLAYER	Cin. G-S	1 @Balt.	2 Tenn.	3 @NYG	4 Cle.	5 @Dail.	6 @NYJ	7 Pitt.
Andrews, Stacy.....	15-15	ROT	ROT	ROT	ROT	ROT	ROT	ROT
Barton, Kirk.....	0-0	NWT	NWT	NWT	NWT	NWT	NWT	NWT
Benson, Cedric.....	12-10	NWT	NWT	NWT	NWT	P	P	HB
Bjork, Carl-Johan.....	0-0	IPSP	IPSP	IPSP	IPSP	IPSP	IPSP	IPSP
Blackstock, Darryl.....	12-4	P	SLB	P	P	P	RSBC	RSBC
Blair, James.....	0-0	NWT	NWT	NWT	NWT	NWT	NWT	NWT
Britt, Justin.....	0-0	RI	RI	RI	RI	RI	RI	RI
Brown, Marcus.....	0-0	NWT	NWT	NWT	NWT	NWT	NWT	NWT
Bujnoch, Digger.....	0-0	NWT	NWT	NWT	NWT	NWT	NWT	NWT
Busing, John.....	8-0	NWT	NWT	NWT	NWT	NWT	NWT	NWT
Caldwell, Andre.....	7-4	IL	P	DNP	IL	IL	IL	P
Castille, Simeon.....	8-0	P	P	P	P	NWT	PS	PS
Chalman, Antonio.....	10-1	P	P	P	P	P	P	3rdWR
Coats, Daniel.....	16-4	P	P	P	P	P	P	P
Collins, Anthony.....	9-6	DNP	P	DNP	DNP	DNP	DNP	DNP
Cook, Kyle.....	5-0	DNP	P	P	P	P	P	RI
Crocker, Chris.....	8-6	NWT	NWT	NWT	NWT	NWT	NWT	NWT
Crummey, Andrew.....	6-0	NWT	NWT	NWT	NWT	NWT	NWT	NWT
Davis, Frank.....	0-0	IL	IL	NWT	NWT	NWT	NWT	NWT
DeGrate, Victor.....	0-0	NWT	NWT	NWT	NWT	NWT	NWT	NWT
Dorsey, DeDe.....	4-0	P	P	P	P	RI	RI	RI
Doss, Mike.....	3-0	NWT	NWT	NWT	NWT	NWT	NWT	NWT
Fanene, Jonathan.....	16-4	P	P	P	P	P	P	P
Fitzpatrick, Ryan.....	13-12	DNP	P	DNP	QB	DNP	QB	QB
Fletcher, Jamar.....	11-2	NWT	NWT	NWT	P	P	P	IL
Geathers, Robert.....	11-11	LDE	LDE	LDE	LDE	LDE	LDE	LDE
Ghiaciuc, Eric.....	16-16	C	C	C	C	C	C	C
Graham, Shayne.....	14-0	P	P	P	P	P	IL	IL
Hall, Leon.....	16-16	RCB	RCB	RCB	RCB	RCB	RCB	RCB
Harrington, Chris.....	3-0	NWT	NWT	NWT	NWT	NWT	NWT	NWT
Harris, Orien.....	14-1	P	P	P	P	P	RDT	IL
Hebert, Kyries.....	16-2	P	P	P	P	P	P	P
Henderson, Eric.....	2-0	PS	PS	PS	PS	PS	PS	PS
Henry, Chris.....	12-1	RSBC	RSBC	RSBC	RSBC	P	P	P
Hobson, Victor.....	2-0	NWT	NWT	NWT	NWT	NWT	NWT	NWT
Hodge, Abdul.....	6-0	NWT	NWT	PS	PS	P	P	P
Holt, Glenn.....	15-2	P	P	P	P	P	P	IL
Houshmandzadeh, T.J.....	15-15	WR	WR	WR	WR	WR	WR	WR
Howell, Dan.....	0-0	PS	PS	NWT	NWT	NWT	NWT	NWT
Ishola, Ben.....	0-0	NWT	NWT	NWT	NWT	NWT	NWT	NWT
Jackson, Dexter.....	3-3	SS	IL	IL	IL	IL	IL	SS
Jeanty, Rashad.....	16-15	SLB	P	SLB	SLB	SLB	SLB	SLB
Johnson, Brandon.....	16-9	P	P	P	P	P	P	P
Johnson, James.....	4-0	P	PS	PS	PS	PS	PS	PS
Johnson, Jeremi.....	0-0	RI	RI	RI	RI	RI	RI	RI
Jones, David.....	14-7	P	P	LCB	LCB	LCB	P	P
Jones, Dhan.....	16-16	MLB	MLB	MLB	MLB	MLB	MLB	MLB
Jones, Herana-Daze.....	3-0	P	IL	IL	IL	P	P	RI
Jones, Levi.....	10-10	LOT	LOT	LOT	LOT	LOT	LOT	LOT
Joseph, Johnathan.....	8-7	LCB	LCB	IL	IL	P	LCB	LCB
Kelly, Reggie.....	16-15	TE	TE	TE	TE	TE	TE	TE
Kilmer, Ethan.....	0-0	RI	RI	RI	RI	RI	NWT	NWT
Kooistra, Scott.....	10-0	P	P	P	P	P	P	P
Larson, Kyle.....	16-0	P	P	P	P	P	P	P
Lawrie, Nate.....	8-3	NWT	PS	PS	PS	PS	PS	P
Livingston, Nate.....	6-6	PS	PS	PS	PS	PS	PS	PS
Lynch, Corey.....	7-0	IL	P	P	P	P	P	P
Mallard, Josh.....	2-0	NWT	NWT	NWT	NWT	NWT	NWT	NWT
Mathis, Evan.....	1-0	NWT	NWT	NWT	NWT	NWT	NWT	NWT
Maui'a, Reagan.....	2-2	IL	IL	FB	FB	IL	NWT	NWT
Maxwell, Jim.....	2-0	NWT	NWT	NWT	NWT	NWT	NWT	NWT
Maxwell, Marcus.....	0-0	RI	RI	RI	RI	RI	RI	NWT
Mays, Corey.....	12-0	P	P	P	P	IL	IL	IL
Ndukwe, Chinedum.....	11-11	IL	SS	SS	SS	SS	SS	SS
Ochocinco, Chad.....	13-10	WR	WR	WR	WR	WR	WR	WR
Odum, Antwan.....	12-8	P	P	RDE	RDE	RDE	RDE	RDE
Palmer, Carson.....	4-4	QB	QB	QB	IL*	QB	IL*	IL*
Palmer, Jordan.....	3-0	IL*	IL*	IL*	DNP	IL*	DNP	P
Peko, Domata.....	16-16	LDT	LDT	LDT	LDT	LDT	LDT	LDT
Perry, Chris.....	13-6	HB	HB	HB	HB	HB	HB	P
Pope, Geoffrey.....	8-0	PS	PS	PS	PS	PS	PS	P
Purify, Maurice.....	0-0	PS	PS	PS	NWT	NWT	NWT	NWT
Rayner, Dave.....	2-0	NWT	NWT	NWT	NWT	NWT	NWT	P
Rivers, Keith.....	7-7	WLB	WLB	WLB	WLB	WLB	WLB	WLB
Roland, Dennis.....	2-1	PS	NWT	PS	PS	PS	PS	PS
Rowe, Jeff.....	0-0	NWT	NWT	NWT	NWT	NWT	NWT	NWT
Rucker, Frosee.....	11-4	RDE	RDE	P	P	P	P	P
Runnels, J.D.....	0-0	NWT	NWT	NWT	NWT	NWT	NWT	NWT
St. Louis, Brad.....	16-0	P	P	P	P	P	P	P
Santucci, Dan.....	0-0	RI	RI	RI	RI	RI	RI	RI
Sherry, Matt.....	0-0	RI	RI	RI	RI	RI	RI	RI
Shirley, Jason.....	3-0	IL	IL	IL	IL	IL	IL	IL
Simpson, Jerome.....	6-1	P	P	IL	P	IL	IL	P
Sims, Pat.....	11-6	IL	IL	IL	IL	IL	P	P
Thornton, John.....	15-11	RDT	RDT	RDT	RDT	RDT	IL	RDT
Urrutia, Mario.....	0-0	PS	PS	PS	PS	PS	PS	PS
Utecht, Ben.....	10-6	2ndTE	2ndTE	IL	2ndTE	2ndTE	2ndTE	IL
Watson, Kenny.....	10-0	P	P	P	IL	NWT	P	P
White, Marvin.....	12-10	FS	FS	FS	FS	FS	FS	P
Whitworth, Andrew.....	10-10	LG	LG	LG	LG	LG	LG	LG
Williams, Bobbie.....	16-16	RG	RG	RG	RG	RG	RG	RG

LEGEND (position abbreviation indicates start): **P**-played as a substitute; **DNP**-did not play; **IL**-inactive list; *****-designated third QB; **PS**-practice squad; **PSI**-practice squad/injured list; **IPSP**-international practice squad player; **RPUP**-reserve/physically unable to perform list; **RI**-reserve/injured list; **RSBC**-reserve/suspended by commissioner list; **RNFL**-reserve/non-football injury list; **REX**-roster exemption; **NWT**-not with team.

PLAYER	8 @Hou.	9 Jax.	10 Phil.	11 @Pitt.	12 Balt.	13 @Ind.	14 Wash.	15 @Cle.	16 K.C.
Andrews, Stacy.....	ROT	ROT	ROT	ROT	ROT	ROT	ROT	ROT	IL
Barton, Kirk.....	NWT	NWT	NWT	NWT	IL	RI	RI	RI	RI
Benson, Cedric.....	HB	HB	HB	HB	HB	HB	HB	HB	HB
Biork, Carl-Johan.....	IPSP	IPSP	IPSP	IPSP	IPSP	IPSP	IPSP	IPSP	IPSP
Blackstock, Darryl.....	RSBC	RSBC	P	P	P	RDE	RDE	P	RDE
Blair, James.....	NWT	NWT	NWT	NWT	NWT	NWT	NWT	PS	PS
Britt, Justin.....	RI	RI	RI	RI	RI	RI	NWT	NWT	NWT
Brown, Marcus.....	NWT	NWT	NWT	NWT	NWT	NWT	PS	PS	PS
Bujnoch, Digger.....	NWT	NWT	NWT	PS	PS	PS	PS	PS	PS
Busing, John.....	NWT	P	P	P	P	P	P	P	P
Caldwell, Andre.....	IL	IL	IL	3rdWR	P	3rdWR	P	WR	WR
Castille, Simeon.....	PS	PS	PS	PS	P	P	P	IL	P
Chafman, Antonio.....	P	P	RI	RI	RI	RI	RI	RI	RI
Coats, Daniel.....	P	P	FB	P	FB	P	FB	P	P
Collins, Anthony.....	P	P	IL	LOT	LOT	LOT	LOT	LOT	LOT
Cook, Kyle.....	RI	RI	RI	RI	RI	RI	RI	RI	RI
Crocker, Chris.....	NWT	P	P	SS	SS	FS	FS	FS	FS
Crummey, Andrew.....	IL	IL	DNP	P	P	P	P	P	P
Davis, Frank.....	NWT	NWT	NWT	NWT	NWT	NWT	NWT	NWT	NWT
DeGrate, Victor.....	NWT	NWT	NWT	NWT	PS	PS	PS	PS	PS
Dorsey, DeDe.....	RI	RI	RI	RI	RI	RI	RI	RI	RI
Doss, Mike.....	NWT	NWT	NWT	NWT	NWT	NWT	P	RI	P
Fanene, Jonathan.....	P	P	P	P	RDT	LDE	LDE	RDE	P
Fitzpatrick, Ryan.....	QB	QB	QB	QB	QB	QB	QB	QB	QB
Fletcher, Jamar.....	IL	P	P	P	LCB	LCB	P	RI	P
Geathers, Robert.....	LDE	LDE	LDE	LDE	RI	RI	RI	RI	RI
Giachiuc, Eric.....	C	C	C	C	C	C	C	C	C
Graham, Shayne.....	P	P	P	P	P	P	P	P	P
Hall, Leon.....	RCB	RCB	RCB	RCB	RCB	RCB	RCB	RCB	RCB
Harrington, Chris.....	NWT	NWT	NWT	NWT	NWT	NWT	P	P	P
Harris, Orien.....	P	IL	P	P	P	P	P	P	P
Hebert, Kyries.....	P	P	P	P	P	SS	SS	P	P
Henderson, Eric.....	P	P	IL	IL	IL	IL	RI	RI	RI
Henry, Chris.....	3rdWR	P	P	P	P	P	P	P	P
Hobson, Victor.....	NWT	NWT	NWT	NWT	NWT	P	P	NWT	NWT
Hodge, Abdul.....	P	P	P	RI	RI	RI	RI	RI	RI
Holt, Glenn.....	P	P	P	WR	P	P	P	P	WR
Houshmandzadeh, T.J.....	WR	WR	WR	WR	WR	WR	WR	WR	IL
Howell, Dan.....	NWT	NWT	NWT	NWT	NWT	NWT	NWT	NWT	NWT
Ishola, Ben.....	NWT	NWT	NWT	NWT	NWT	NWT	NWT	NWT	NWT
Jackson, Dexter.....	FS	RI	RI	RI	RI	RI	RI	RI	RI
Jeanly, Rashad.....	SLB	SLB	SLB	SLB	SLB	SLB	SLB	SLB	SLB
Johnson, Brandon.....	WLB	WLB	WLB	WLB	WLB	WLB	WLB	WLB	WLB
Johnson, James.....	PS	PS	PS	PS	PS	P	P	P	P
Johnson, Jeremi.....	RI	RI	RI	RI	NWT	NWT	NWT	NWT	NWT
Jones, David.....	P	P	P	LCB	IL	LCB	LCB	LCB	LCB
Jones, Dhani.....	MLB	MLB	MLB	MLB	MLB	MLB	MLB	MLB	MLB
Jones, Herana-Daze.....	LOT	RI	NWT	NWT	NWT	NWT	NWT	NWT	NWT
Jones, Levi.....	LOT	LOT	LOT	IL	IL	IL	IL	IL	IL
Joseph, Johnathan.....	LCB	LCB	LCB	DNP	RI	RI	RI	RI	RI
Kelly, Reggie.....	TE	P	TE	TE	TE	TE	TE	TE	TE
Kilmer, Ethan.....	NWT	NWT	NWT	NWT	NWT	NWT	NWT	NWT	NWT
Kooistra, Scott.....	P	P	P	IL	RI	RI	RI	RI	RI
Larson, Kyle.....	P	P	P	P	P	P	P	P	P
Lawrie, Nate.....	P	IL	IL	P	P	P	2ndTE	2ndTE	2ndTE
Livingston, Nate.....	PS	PS	PS	LG	LG	LG	LG	LG	LG
Lynch, Corey.....	P	RI	RI	RI	RI	RI	RI	RI	RI
Mallard, Josh.....	NWT	NWT	NWT	NWT	P	P	NWT	NWT	NWT
Mathis, Evan.....	NWT	NWT	NWT	NWT	IL	P	IL	IL	DNP
Mau'i, Reagan.....	RI	RI	RI	RI	NWT	NWT	NWT	NWT	NWT
Maxwell, Jim.....	NWT	NWT	NWT	NWT	NWT	NWT	NWT	P	P
Maxwell, Marcus.....	NWT	NWT	NWT	NWT	NWT	NWT	NWT	NWT	NWT
Mays, Corey.....	IL	P	P	P	P	P	P	P	P
Ndukwe, Chinedum.....	SS	SS	SS	IL	IL	IL	IL	SS	SS
Ochocinco, Chad.....	WR	WR	WR	IL	WR	P	P	IL	IL
Odum, Antwan.....	RDE	RDE	IL	IL	IL	IL	P	P	LDE
Palmer, Carson.....	IL*	IL*	IL*	IL*	IL*	IL*	IL*	IL*	IL*
Palmer, Jordan.....	DNP	DNP	DNP	DNP	P	P	DNP	DNP	DNP
Peko, Domata.....	LDT	LDT	LDT	LDT	LDT	LDT	LDT	LDT	LDT
Perry, Chris.....	P	P	P	P	P	P	P	DNP	IL
Pope, Geoffrey.....	P	IL	PS	PS	P	P	P	P	P
Purify, Maurice.....	PS	PS	PS	PS	PS	PS	PS	PS	PS
Rayner, Dave.....	NWT	NWT	NWT	NWT	NWT	NWT	NWT	NWT	NWT
Rivers, Keith.....	RI	RI	RI	RI	RI	RI	RI	RI	RI
Roland, Dennis.....	PS	PS	PS	DNP	DNP	DNP	DNP	P	ROT
Rowe, Jeff.....	PS	PS	PS	PS	PS	PS	PS	NWT	NWT
Rucker, Frosee.....	P	P	RDE	RDE	RI	RI	RI	RI	RI
Runnels, J.D.....	NWT	PS	NWT	NWT	PS	PS	PS	PS	PS
St. Louis, Brad.....	P	P	P	P	P	P	P	P	P
Santucci, Dan.....	RI	RI	RI	RI	RI	RI	RI	RI	RI
Sherry, Matt.....	RI	RI	RI	RI	RI	RI	RI	RI	RI
Shirley, Jason.....	IL	IL	IL	DNP	P	P	P	DNP	IL
Simpson, Jerome.....	IL	IL	IL	DNP	P	WR	IL	IL	DNP
Sims, Pat.....	P	P	RDT	RDT	RDT	P	RDT	RDT	RDT
Thornton, John.....	RDT	RDT	P	P	LDE	RDT	P	LDE	P
Urrutia, Mario.....	PS	PS	PS	PS	PS	PS	PS	PS	PS
Utecht, Ben.....	IL	TE	P	P	P	IL	IL	IL	P
Watson, Kenny.....	P	P	P	P	P	IL	IL	IL	IL
White, Marvin.....	P	FS	FS	FS	FS	RI	RI	RI	RI
Whitworth, Andrew.....	LG	LG	LG	IL	RI	RI	RI	RI	RI
Williams, Bobbie.....	RG	RG	RG	RG	RG	RG	RG	RG	RG

BENGALS DAILY LOG

2008

- July 7: Waived DT **Titus Adams**, CB **Jerrid Gaines** and DT **Michael Marquardt**.
- July 15: Signed DT **Jason Shirley** (D5); Acquired LB **Carl-Johan Bjork** as an international practice squad player.
- July 17: Signed TE **Matt Sherry** (D6b) and DE **Angelo Craig** (D7a).
- July 22: Signed WR **Mario Urrutia** (D7b).
- July 24: Terminated contract of CB **Blue Adams**.
- July 25: Waived HB **Kenny Irons** (failed physical).
- July 27: Signed G/OT **Andrew Whitworth*** to a contract extension; Signed WR **Jerome Simpson** (D2), DT **Pat Sims** (D3a), WR **Andre Caldwell** (D3b), OT **Anthony Collins** (D4) and S **Corey Lynch** (D6a).
- July 28: Signed CB **Jonathan Zenon** (CFA, Louisiana State); Placed LB **David Pollack** on Reserve/Did Not Report list; HB **Kenny Irons** cleared waivers and reverted to Reserve/Physically Unable to Perform list.
- Aug. 4: Waived HB **Kenny Irons** from Reserve/Physically Unable to Perform list.
- Aug. 5: Signed LB **Keith Rivers** (D1); Signed CB **Jerrid Gaines** (FA); Waived FB **Tyler Whaley**; Waived CB **Jonathan Zenon** (injury settlement).
- Aug. 6: Waived WR **Travis Brown**.
- Aug. 14: Waived G **Justin Britt** (injured).
- Aug. 15: G **Justin Britt** clear waivers and reverted to Reserve/Injured list.
- Aug. 19: Signed WR **Chris Henry** (FA); Waived CB **Jerrid Gaines**.
- Aug. 20: Waived FB **Bradley Glathair** (injury settlement) and CB **Ethan Kilmer** (injured).
- Aug. 21: Waived WR **Marcus Maxwell** (injured); CB **Ethan Kilmer** cleared waivers and reverted to Reserve/Injured list.
- Aug. 22: WR **Marcus Maxwell** cleared waivers and reverted to Reserve/Injured list.
- Aug. 30: Terminated contracts of OT **Willie Anderson**, HB **Rudi Johnson**, TE **Nate Lawrie**, LB **Jim Maxwell** and CB **Deltha O'Neal**; Placed TE **Matt Sherry** on Reserve/Injured list; Placed WR **Chris Henry** on Reserve/Suspended by Commissioner list; Waived G **James Blair**, LB **Ahmad Brooks**, DE **Antwon Burton**, S **John Busing**, DE **Angelo Craig**, DE **Eric Henderson**, LB **Anthony Hoke**, LB **Dan Howell**, HB **James Johnson**, G **Nate Livings**, WR **Clyde Logan**, WR **Maurice Purify**, QB **Jeff Rowe**, OT **Dane Uperesa**, WR **Mario Urrutia**.
- Aug. 31: Acquired G **Frank Davis** on waivers from Detroit and DT **Orien Harris** on waivers from New Orleans; Terminated contract of DT **Michael Myers**; Placed C **Dan Santucci** on Reserve/Injured list; Signed five players to practice squad: LB **Dan Howell**, HB **James Johnson**, G **Nate Livings**, WR **Maurice Purify** and WR **Mario Urrutia**; Placed LB **Carl-Johan Bjork** on Practice Squad as an International Practice Squad Player.
- Sept. 1: Signed DE **Eric Henderson** to practice squad.
- Sept. 3: Signed FB **Reagan Maui'a** (FA); Placed FB **Jeremi Johnson** on Reserve/Injured list; Signed CB **Geoffrey Pope** (FA) and OT **Dennis Roland** (FA) to practice squad.
- Sept. 4: Recognized change of WR **Chad Johnson's** surname to **Ochocinco**.
- Sept. 11: Signed TE **Nate Lawrie** to practice squad; Released OT **Dennis Roland** from practice squad.
- Sept. 16: Signed CB **Geoffrey Pope** from practice squad; Waived G **Frank Davis**; Signed OT **Dennis Roland** (FA) and LB **Abdul Hodge** (FA) to practice squad; Released LB **Dan Howell** from practice squad.
- Sept. 23: Signed CB **Jamar Fletcher** (FA); Waived CB **Geoffrey Pope**; Released WR **Maurice Purify** from practice squad.
- Sept. 24: Signed CB **Geoffrey Pope** to practice squad.
- Sept. 29: WR **Chris Henry** completed four-game suspension and was granted a roster exemption of up to one week.
- Sept. 30: Signed HB **Cedric Benson** (FA); Placed HB **DeDe Dorsey** on Reserve/Injured list.
- Oct. 3: Signed LB **Abdul Hodge** from practice squad; Waived CB **Simeon Castille**.
- Oct. 4: Removed roster exemption from WR **Chris Henry** and added him to active roster; Terminated contract of HB **Kenny Watson**.
- Oct. 7: Signed HB **Kenny Watson**; Placed LB **Darryl Blackstock** on Reserve/Suspended by Commissioner list; Signed CB **Simeon Castille** to practice squad.
- Oct. 9: Waived CB **Ethan Kilmer** from Reserve/Injured list.
- Oct. 11: Signed K **Dave Rayner** (FA); Waived FB **Reagan Maui'a**.
- Oct. 14: Waived WR **Marcus Maxwell** from Reserve/Injured list.
- Oct. 17: Signed TE **Nate Lawrie** (FA) and CB **Geoffrey Pope** (FA) from practice squad; Placed C **Kyle Cook** and S **Heran-Daze Jones** on Reserve/Injured list; Signed QB **Jeff Rowe** (FA) to practice squad.
- Oct. 21: Signed G **Andrew Crumney** from Washington practice squad; Placed LB **Keith Rivers** on Reserve/Injured list; Waived K **Dave Rayner**.
- Oct. 22: Signed FB **Reagan Maui'a** (FA); Signed WR **Maurice Purify**

- (FA) to practice squad.
- Oct. 24: Signed LB/DE **Eric Henderson** from practice squad; Placed FB **Reagan Maui'a** on Reserve/Injured list.
- Oct. 27: Placed S **Corey Lynch** on Reserve/Injured list.
- Oct. 28: Signed S **John Busing** (FA).
- Oct. 29: Signed FB **J.D. Runnels** (FA) to practice squad.
- Oct. 30: Signed S **Chris Crocker** (FA); Placed S **Dexter Jackson** on Reserve/Injured list.
- Nov. 4: LB **Darryl Blackstock** completed four-game suspension and was granted a roster exemption of up to one week; Waived S **Heran-Daze Jones** from Reserve/Injured list (injury settlement).
- Nov. 10: Removed roster exemption from LB **Darryl Blackstock** and added him to active roster; Waived CB **Geoffrey Pope**.
- Nov. 11: Released FB **J.D. Runnels** from practice squad.
- Nov. 12: Signed CB **Geoffrey Pope** to practice squad.
- Nov. 17: Signed G **Nate Livings** from practice squad; Placed LB **Abdul Hodge** on Reserve/Injured list; Signed C **Digger Bujnoch** (FA) to practice squad.
- Nov. 19: Signed OT **Dennis Roland** from practice squad; Placed WR **Antonio Chatman** on Reserve/Injured list.
- Nov. 21: Signed CB **Simeon Castille** from practice squad; Placed CB **Jonathan Joseph** on Reserve/Injured list.
- Nov. 24: Signed DE **Josh Mallard** (FA) and G **Evan Mathis** (FA); Placed DE **Robert Geathers** and DE **Frostee Rucker** on Reserve/Injured list; Signed DE **Victor DeGrate** (FA) to practice squad.
- Nov. 26: Signed FB **J.D. Runnels** to practice squad; Waived FB **Reagan Maui'a** (injury settlement) and FB **Jeremi Johnson** from Reserve/Injured list.
- Nov. 28: Signed CB **Geoffrey Pope** off practice squad; Signed OT **Kirk Barton** off Miami practice squad; Placed G/OT **Scott Kooistra** and G **Andrew Whitworth** on Reserve/Injured list.
- Dec. 2: Signed S **Marvin White** on Reserve/Injured list; Signed DE **Ben Ishola** (FA) to practice squad.
- Dec. 3: Signed LB **Victor Hobson** (FA); Released DE **Ben Ishola** from practice squad.
- Dec. 5: Signed HB **James Johnson** from practice squad; Placed G **Kirk Barton** on Reserve/Injured list.
- Dec. 9: Signed S **Mike Doss** (FA); Waived DE **Josh Mallard**; Signed CB **Marcus Brown** (FA) to practice squad.
- Dec. 10: Signed DE **Chris Harrington** from Arizona practice squad; Placed DE/LB **Eric Henderson** on Reserve/Injured list; Waived G **Justin Britt** from Reserve/Injured list.
- Dec. 16: Waived LB **Victor Hobson**; Signed G **James Blair** (FA) to practice squad; QB **Jeff Rowe** signed off practice squad by Seattle.
- Dec. 17: Signed LB **Jim Maxwell** (FA).
- Dec. 29: Signed seven practice squad players to offseason roster: G **James Blair**, CB **Marcus Brown**, C/G **Digger Bujnoch**, DE **Victor DeGrate**, WR **Maurice Purify**, FB **J.D. Runnels** and WR **Mario Urrutia**.

2009

- Jan. 4: International Practice Squad Player contract for LB **Carl Johan-Bjork** expired.
- Feb. 12: Signed FB/TE **Daniel Coats** (exclusive rights player-Cin.).
- Feb. 13: Acquired P **Ryan Plackemeier** on waivers from Washington.
- Feb. 16: Applied franchise player designation to K **Shayne Graham**.
- Feb. 26: Announced tender offers to LB **Rashad Jeanty** (RFA-Cin.) and LB **Brandon Johnson** (RFA-Cin.); Announced that no tender offers had been made to potential RFAs **John Busing** (S), **DeDe Dorsey** (HB), **Glenn Holt** (WR) and **Corey Mays** (LB), releasing them to free agency.
- Feb. 27: Signed S **Chris Crocker** (UFA-Cin.) and HB **DeDe Dorsey** (FA).
- Feb. 28: OT **Stacy Andrews** (UFA-Cin.) signed by Philadelphia; QB **Ryan Fitzpatrick** (UFA-Cin.) signed by Buffalo.
- March 2: Signed LB **Darryl Blackstock** (UFA-Cin.) and DT **Orien Harris** (exclusive rights player-Cin.).
- March 3: Signed HB **Cedric Benson** (UFA-Cin.); WR **T.J. Houshmandzadeh** (UFA-Cin.) signed by Seattle.
- March 4: Signed WR **Laveranese Coles** (UFA-NYJ).
- March 6: Signed QB **J.T. O'Sullivan** (UFA-S.F.); Terminated the contract of S **Dexter Jackson**; Waived G **James Blair**, CB **Marcus Brown** and DE **Victor DeGrate**.
- March 20: Signed FB **Naufahu Tahii** (RFA-Minn.) to an offer sheet.
- March 27: Minnesota matched Bengals offer sheet to FB **Naufahu Tahii**.
- April 7: Signed DT **Tank Johnson** (UFA-Dall.).
- April 16: Signed LB **Brandon Johnson** (RFA-Cin.).
- April 17: Signed LB **Rashad Jeanty** (RFA-Cin.); Acquired HB **Gary Russell** on waivers from Pittsburgh.
- April 23: Waived C **Kirk Barton**.
- April 24: Signed FB **Jeremi Johnson** (FA).
- April 25: Selected two players in annual NFL Draft: OT **Andre Smith** of Alabama in Round 1 (sixth overall) and LB **Rey Mauluga** of Southern California in Round 2 (38th).
- April 26: Selected nine players in annual NFL Draft: DE **Michael Johnson** of Georgia Tech in Round 3 (70th overall), TE **Chase Coffman**

of Missouri in Round 3 (98th), C **Jonathan Luigs** of Arkansas in Round 4 (106th), P **Kevin Huber** of Cincinnati in Round 5 (142nd), CB **Morgan Trent** of Michigan in Round 6 (179th), HB **Bernard Scott** of Abilene Christian in Round 6 (209th), FB **Fui Vakapuna** of Brigham Young in Round 7 (215th), DT **Clinton McDonald** of Memphis in Round 7 (249th), WR **Freddie Brown** of Utah in Round 7 (252nd).

April 27: Terminated the contracts of S **Mike Doss**, TE **Nate Lawrie** and HB **Chris Perry**; Waived DE/LB **Eric Henderson** and HB **Gary Russell**.

April 28: Terminated the contract of P **Kyle Larson**; Waived P **Ryan Plackemeier**.

April 30: Signed K **Shayne Graham** (designated franchise player); Signed the following nine college free agents: G **Colin Dow** (Montana), QB **Billy Farris** (Colorado State), HB **Marlon Lucky** (Nebraska), CB **Rico Murray** (Kent State), S **Tom Nelson** (Illinois State), WR **Greg Orton** (Purdue), FB **Chris Pressley** (Wisconsin), WR

David Richmond (San Jose State) and LB **Dan Skuta** (Grand Valley State), C **Eric Ghiaciuc** (UFA-Cin.) signed by Kansas City. Signed TE **Quan Cosby** (CFA, Texas).

May 1: Signed TE **Darius Hill** (CFA, Ball State), DT **Pernell Phillips** (CFA, Central State) and LS **James Smith** (CFA, Florida).

May 6: Terminated the contract of OT **Levi Jones**.

May 7: Signed S **Roy Williams** (FA); Traded DT **Orien Harris** to St. Louis for RB **Brian Leonard**.

May 21: Waived C/G **Digger Bujnoch**.

June 17: Signed CB **Morgan Trent** (D6a).

June 18: Signed WR **Freddie Brown** (D7c).

June 20: Signed HB **Bernard Scott** (D6b); Waived QB **Billy Farris**, TE **Matt Sherry**, LS **James Smith** and WR **Mario Urrutia**.

June 22: Signed DT **Clinton McDonald** (D7b).

*NOTE: Signed a new contract before finishing final season(s) of existing contract.

IN 2008, THE BENGALS WERE...

3-4-1.... at home

1-7-0.... on the road

4-3-1.... when scoring first

0-8-0.... when opponent scores first

1-1-1.... in games decided by three points or fewer

2-2-1.... in games decided by seven points or fewer

4-2-1.... when leading at halftime

0-0-0.... when tied at halftime

0-9-0.... when trailing at halftime

4-1-1.... when leading after three quarters

0-1-0.... when tied after three quarters

0-9-0.... when trailing after three quarters

4-2-0.... when rushing for 100 net yards

2-2-1.... when opponent rushes for less than 100 net yards

3-1-1.... with plus turnover differential

0-4-0.... with even turnover differential

1-6-0.... with minus turnover differential

0-0-0.... when passing for 250 net yards

0-5-1.... when opponent passes for 250 net yards

2-2-0.... when scoring 20 points or more

0-10-0.... when opponent scores 20 points or more

4-10-1.... when game is outdoors (open-air/open retractable roof)

0-1-0.... when game is inside (dome/closed retractable roof)

1-2-0.... on natural grass

3-9-1.... on synthetic surface

4-6-1.... with fewer penalty yards

2008 NFL STANDINGS

AFC EAST DIVISION

	W	L	T	PCT	PF	PA	H	R	DIV	AFC	NFC
Miami.....	11	5	0	.688	345	317	5-3	6-2	4-2	8-4	3-1
New England.....	11	5	0	.688	410	309	5-3	6-2	4-2	7-5	4-0
N.Y. Jets.....	9	7	0	.563	405	356	5-3	4-4	4-2	7-5	2-2
Buffalo.....	7	9	0	.438	336	342	3-5	4-4	0-6	5-7	2-2

AFC NORTH DIVISION

	W	L	T	PCT	PF	PA	H	R	DIV	AFC	NFC
Pittsburgh.....	12	4	0	.750	347	223	6-2	6-2	6-0	10-2	2-2
Baltimore*.....	11	5	0	.688	385	244	6-2	5-3	4-2	8-4	3-1
Cincinnati.....	4	11	1	.281	204	364	3-4-1	1-7	1-5	3-9-1	2-1
Cleveland.....	4	12	0	.250	232	350	1-7	3-5	1-5	3-9	1-3

AFC SOUTH DIVISION

	W	L	T	PCT	PF	PA	H	R	DIV	AFC	NFC
Tennessee.....	13	3	0	.813	375	234	7-1	6-2	4-2	9-3	4-0
Indianapolis*.....	12	4	0	.750	377	298	6-2	6-2	4-2	10-2	2-2
Houston.....	8	8	0	.500	366	394	6-2	2-6	2-4	5-7	3-1
Jacksonville.....	5	11	0	.313	302	367	2-6	3-5	2-4	3-9	2-2

AFC WEST DIVISION

	W	L	T	PCT	PF	PA	H	R	DIV	AFC	NFC
San Diego.....	8	8	0	.500	439	347	5-3	3-5	5-1	7-5	1-3
Denver.....	8	8	0	.500	370	448	4-4	4-4	3-3	5-7	3-1
Oakland.....	5	11	0	.313	263	388	2-6	3-5	2-4	4-8	1-3
Kansas City.....	2	14	0	.125	291	440	1-7	1-7	2-4	10-2	0-4

* Wild Card team

NFC EAST DIVISION

	W	L	T	PCT	PF	PA	H	R	DIV	NFC	AFC
N.Y. Giants.....	12	4	0	.750	427	294	7-1	5-3	4-2	9-3	3-1
Philadelphia*.....	9	6	1	.594	416	289	6-23-4-1	2-4	7-52-1	1-1	
Dallas.....	9	7	0	.563	362	365	6-2	3-5	3-3	7-5	2-2
Washington.....	8	8	0	.500	265	296	4-4	4-4	3-3	7-5	1-3

NFC NORTH DIVISION

	W	L	T	PCT	PF	PA	H	R	DIV	NFC	AFC
Minnesota.....	10	6	0	.625	379	333	6-2	4-4	4-2	8-4	2-2
Chicago.....	9	7	0	.563	375	350	6-2	3-5	4-2	7-5	2-2
Green Bay.....	6	10	0	.375	419	380	4-4	2-6	4-2	5-7	1-3
Detroit.....	0	16	0	.000	268	517	0-8	0-8	0-6	0-12	0-4

NFC SOUTH DIVISION

	W	L	T	PCT	PF	PA	H	R	DIV	NFC	AFC
Carolina.....	12	4	0	.750	414	329	8-0	4-4	4-2	8-4	4-0
Atlanta*.....	11	5	0	.688	391	325	7-1	4-4	3-3	8-4	3-1
Tampa Bay.....	9	7	0	.563	361	323	6-2	3-5	3-3	8-4	1-3
New Orleans.....	8	8	0	.500	463	393	6-2	2-6	2-4	5-7	3-1

NFC WEST DIVISION

	W	L	T	PCT	PF	PA	H	R	DIV	NFC	AFC
Arizona.....	9	7	0	.563	427	426	6-2	3-5	6-0	7-5	2-2
San Francisco.....	7	9	0	.438	339	381	4-4	3-5	3-3	5-7	2-2
Seattle.....	4	12	0	.250	294	392	2-6	2-6	3-3	3-9	1-3
St. Louis.....	2	14	0	.125	232	465	1-7	1-7	0-6	2-10	0-4

POSTSEASON (Home team in CAPS)

AFC WILD CARD PLAYOFFS:

NFC WILD CARD PLAYOFFS:

AFC DIVISIONAL PLAYOFFS:

NFC DIVISIONAL PLAYOFFS:

AFC CHAMPIONSHIP:

NFC CHAMPIONSHIP:

SAN DIEGO 23, Indianapolis 17
ARIZONA 30, Atlanta 24

Baltimore 13, TENNESSEE 10
Arizona 33, CAROLINA 13

PITTSBURGH 23, Baltimore 14
ARIZONA 32, Philadelphia 25

Baltimore 27, MIAMI 9
Philadelphia 26, MINNESOTA 14

PITTSBURGH 35, San Diego 24
Philadelphia 23, N.Y. GIANTS 11

SUPER BOWL XLIII at Raymond James Stadium, Tampa, Florida: Pittsburgh (AFC) 27, Arizona (NFC) 23

AFC-NFC Pro Bowl at Aloha Stadium, Honolulu, Hawaii: NFC 30, AFC 21

BENGALS 2008 PRESEASON STATISTICS

WON 2, LOST 2

Date	W/L	Score	Opponent	Att
Aug. 11	W	20-17	at Green Bay	69,675
Aug. 17	L	10-27	Detroit	63,877
Aug. 23	L	0-13	New Orleans	65,043
Aug. 28	W	27-7	at Indianapolis	64,931

TEAM STATISTICS	Bengals	Opponents
TOTAL FIRST DOWNS	60	71
Rushing	24	21
Passing	34	46
Penalty	2	4
3rd Down: Made-Att	21-61	23-57
3rd Down Pct.	34.4	40.4
4th Down: Made-Att	2-4	1-5
4th Down Pct.	50.0	20.0
POSSESSION AVG.	29:45	30:15
TOTAL NET YARDS	1031	1370
Avg. Per Game	257.8	342.5
Total Plays	248	261
Avg. Per Play	4.2	5.2
NET YARDS RUSHING	432	410
Avg. Per Game	108.0	102.5
Total Rushes	109	101
NET YARDS PASSING	599	960
Avg. Per Game	149.8	240.0
Sacked-Yards Lost	13-86	10-54
Gross Yards	685	1014
Att.-Completions	126-76	150-84
Completion Pct.	60.3	56.0
Had Intercepted	3	4
PUNTS-AVERAGE	28-41.9	21-42.0
Net Punting Avg.	36.9	33.7
PENALTIES-YARDS	19-125	18-160
FUMBLES-BALL LOST	2-0	6-3
TOUCHDOWNS	6	7
Rushing	3	1
Passing	3	5
Returns	0	1

Score by Periods	1	2	3	4	OT	Total
Bengals	7	34	6	10	0	57
Opponents	27	7	6	24	0	64

SCORING	TD-Ru-Rc-Rt	K-PAT	FG	S	TP
Graham	0 0 0 0	6-6	5-6	0	21
Holt	2 0 2 0	—	—	0	12
Perry	2 2 0 0	—	—	0	12
Dorsey	1 1 0 0	—	—	0	6
Utecht	1 0 1 0	—	—	0	6
Bengals	6 3 3 0	6-6	5-6	0	57
Opponents	7 1 5 1	7-7	5-6	0	64

Two-point conversions: None. Bengals 0-0; Opponents 0-0.

RUSHING	No	Yds	Avg	Lg	TD
Perry	39	121	3.1	14	2
Ja. Johnson	21	94	4.5	42	0
Fitzpatrick	9	79	8.8	21	0
Watson	19	71	3.7	12	0
Dorsey	16	55	3.4	13	1
J. Palmer	3	16	5.3	15	0
Rowe	1	-1	-1.0	-1	0
Chatman	1	-3	-3.0	-3	0
Bengals	109	432	4.0	42	3
Opponents	101	410	4.1	22	1

RECEIVING	No	Yds	Avg	Lg	TD
Simpson	11	157	14.3	42	0
Utecht	10	108	10.8	18	1
Chatman	7	76	10.9	19	0
Perry	7	26	3.7	9	0
Holt	6	42	7.0	12t	2
M. Maxwell	5	65	13.0	20	0
Lawrie	5	48	9.6	30	0
Watson	4	18	4.5	9	0
Purify	3	25	8.3	10	0
Caldwell	3	22	7.3	11	0
Henry	3	20	6.7	11	0
Kelly	3	15	5.0	6	0
Urrutia	2	27	13.5	19	0
Ja. Johnson	2	10	5.0	8	0
Coats	2	3	1.5	3	0
Logan	1	13	13.0	13	0
Ochocinco	1	10	10.0	10	0
Dorsey	1	0	0.0	0	0
Bengals	76	685	9.0	42	3
Opponents	84	1014	12.1	54	5

INTERCEPTIONS	No	Yds	Avg	Lg	TD
Hebert	1	13	13.0	13	0
Mays	1	5	5.0	5	0
Jackson	1	2	2.0	2	0
Lynch	1	0	0.0	0	0
Bengals	4	20	5.0	13	0
Opponents	3	12	4.0	11	0

PUNTING	No	Yds	Avg	Net	TB	In20	Lg	B
Larson	28	1172	41.9	36.9	1	6	55	0
Bengals	28	1172	41.9	36.9	1	6	55	0
Opponents	21	883	42.0	33.7	4	8	58	0

PUNT RETURNS	Ret	FC	Yds	Avg	Lg	TD
Chatman	4	0	73	18.3	33	0
O'Neal	4	3	16	4.0	9	0
Ja. Johnson	1	0	6	6.0	6	0
Bengals	9	3	95	10.6	33	0
Opponents	17	7	118	6.9	29	0

KICKOFF RETURNS	No	Yds	Avg	Lg	TD
Caldwell	3	70	23.3	31	0
Dorsey	3	68	22.7	30	0
Holt	3	66	22.0	31	0
Ja. Johnson	2	39	19.5	25	0
Bengals	11	243	22.1	31	0
Opponents	13	377	29.0	103t	1

FIELD GOALS	1-19	20-29	30-39	40-49	50+
Graham	0-0	0-0	2-2	2-3	1-1
Bengals	0-0	0-0	2-2	2-3	1-1
Opponents	0-0	1-1	1-1	3-4	0-0

FIELD GOAL ATTEMPTS BY GAME:
Graham: (43G, 32G) (46B, 50G) (-) (46G, 30G)
Opponents: (37G) (47N, 48G, 23G) (42G, 45G) (-)

FUMBLES-LOST: Chatman 1-0, Fitzpatrick 1-0.
Bengals 2-0, Opponents 6-3.

DEFENSE*	ST	AT	TT	Sks-Yds	Int-Yds	PD	FF	FR-Yds
Player	ST	AT	TT	Yds	Yds	PD	FF	Yds
Rivers	13	5	18	1-8	0-0	0	0	0-0
Da. Jones	11	3	14	0-0	0-0	2	0	0-0
Hebert	10	3	13	1-4	1-13	1	0	0-0
White	10	2	12	0-0	0-0	1	0	0-0
Blackstock	5	7	12	15-11	0-0	0	0	0-0
Castille	9	2	11	0-0	0-0	0	0	0-0
B. Johnson	9	2	11	0-0	0-0	1	0	0-0
Mays	7	4	11	0-0	1-5	1	0	0-0
Peko	6	4	10	15-9	0-0	0	1	1-2
Dh. Jones	3	7	10	0-0	0-0	0	1	0-0
Joseph	8	0	8	0-0	0-0	0	0	1-1
Rucker	7	1	8	0-0	0-0	0	0	0-0
Myers	5	3	8	1-2	0-0	0	0	0-0
Shirley	5	2	7	1-7	0-0	0	0	0-0
Geathers	4	3	7	1-1	0-0	0	0	0-0
Lynch	4	3	7	0-0	1-0	5	0	1-0
Craig	5	1	6	1-4	0-0	1	1	0-0
J. Maxwell	4	2	6	0-0	0-0	1	1	0-0
Brooks	3	3	6	0-0	0-0	1	0	0-0
Hall	5	0	5	0-0	0-0	5	0	0-0
Jackson	3	2	5	1-8	1-2	2	0	0-0
Burton	4	0	4	0-0	0-0	0	0	0-0
Gaines	4	0	4	0-0	0-0	0	0	0-0
Bjork	3	1	4	0-0	0-0	0	0	0-0
Fanene	3	1	4	0-0	0-0	0	0	0-0
O'Neal	3	1	4	0-0	0-0	3	0	0-0
Sims	1	2	3	0-0	0-0	0	0	0-0
Busing	2	0	2	0-0	0-0	0	0	0-0
Henderson	2	0	2	0-0	0-0	0	0	0-0
H. Jones	2	0	2	0-0	0-0	0	0	0-0
Thornton	2	0	2	0-0	0-0	0	0	0-0
Jeanty	1	0	1	0-0	0-0	0	0	0-0

SPECIAL TEAMS*				FR-				
Player	ST	AT	TT	FF	Yds	BP	BFG	BXP
J. Maxwell	4	0	4	0	0-0	0	0	0
Hall	3	0	3	0	0-0	0	0	0
Da. Jones	2	1	3	0	0-0	0	0	0
Hebert	2	0	2	0	0-0	0	0	0
Joseph	2	0	2	0	0-0	0	0	0
Lynch	2	0	2	0	0-0	0	0	0
Blackstock	1	1	2	0	0-0	0	0	0
Busing	1	1	2	0	0-0	0	0	0
Logan	1	1	2	0	0-0	0	0	0
Mays	1	1	2	0	0-0	0	0	0
St. Louis	1	1	2	0	0-0	0	0	0
Brooks	1	0	1	0	0-0	0	0	0
Hoke	1	0	1	0	0-0	0	0	0
Holt	1	0	1	0	0-0	0	0	0
H. Jones	1	0	1	0	0-0	0	0	0
M. Maxwell	1	0	1	0	0-0	0	0	0
Purify	1	0	1	0	0-0	0	0	0
Coats	0	1	1	0	0-0	0	0	0
Watson	0	1	1	0	0-0	0	0	0

*Press box statistics

PASSING	Att	Cmp	Yds	Cmp %	Yds/Att	TD	% INT	Int	Lg	Sacks-Yds	Rat	
Rowe	43	24	228	55.8	5.30	0	0.0	1	2.3	42	5-41	61.0
C. Palmer	38	22	188	57.9	4.95	1	2.6	1	2.6	20	4-35	68.8
Fitzpatrick	35	24	218	68.6	6.23	2	5.7	0	0.0	24	3-6	104.2
J. Palmer	10	6	51	60.0	5.10	0	0.0	1	10.0	19	1-4	33.8
Bengals	126	76	685	60.3	5.44	3	2.4	3	2.4	42	13-86	73.0
Opponents	150	84	1014	56.0	6.76	5	3.3	4	2.7	54	10-54	76.9



TEAM HISTORY

BENGALS ALL-TIME RESULTS

(Regular Season and Postseason)

All-Time Regular-Season Record: 272-354-2; All-Time Postseason Record: 5-8

All games on Sunday afternoon unless noted otherwise.

1968

Record: 3-11-0 (5th in AFL West); 2-5 at home, 1-6 on road

Head Coach: Paul Brown

Date	Opponent	W-L	Score	Att.	Stadium/Notes
September 6	at San Diego Chargers	L	13-29	33,687	San Diego/Friday night
September 15	Denver Broncos	W	24-10	25,049	Nippert
September 22	Buffalo Bills	W	34-23	24,045	Nippert
September 29	San Diego Chargers	L	10-31	28,642	Nippert
October 6	at Denver Broncos	L	7-10	41,257	Bears
October 13	at Kansas City Chiefs	L	3-13	47,096	Municipal
October 20	Miami Dolphins	L	22-24	25,942	Nippert
October 27	at Oakland Raiders	L	10-31	37,083	Oakland Coliseum
November 3	Houston Oilers	L	17-27	24,012	Nippert
November 10	Kansas City Chiefs	L	9-16	25,537	Nippert
November 17	at Miami Dolphins	W	38-21	31,747	Orange Bowl
November 24	Oakland Raiders	L	0-34	27,116	Nippert
December 1	at Boston Patriots	L	14-33	17,796	Fenway Park
December 8	at New York Jets	L	14-27	61,111	Shea
(Bye December 15)			215-329	Total regular-season home att.: 180,343	

1969

Record: 4-9-1 (5th in AFL West); 4-3 at home; 0-6-1 on road

Head Coach: Paul Brown

Date	Opponent	W-L	Score	Att.	Stadium/Notes
September 14	Miami Dolphins	W	27-21	25,335	Nippert
September 21	San Diego Chargers	W	34-20	26,243	Nippert
September 28	Kansas City Chiefs	W	24-19	27,812	Nippert
October 4	at San Diego Chargers	L	14-21	52,748	San Diego/Saturday night
October 12	New York Jets	L	7-21	27,927	Nippert
October 19	Denver Broncos	L	23-30	27,920	Nippert
October 26	at Kansas City Chiefs	L	22-42	50,934	Municipal
November 2	Oakland Raiders	W	31-17	27,927	Nippert
November 9	at Houston Oilers	T	31-31	45,298	Astrodome
November 16	Boston Patriots	L	14-25	25,913	Nippert
November 23	at New York Jets	L	7-40	62,128	Shea
November 30	at Buffalo Bills	L	13-16	35,122	War Memorial
December 7	at Oakland Raiders	L	17-37	54,427	Oakland Coliseum
December 14	at Denver Broncos	L	16-27	42,198	Mile High
			280-367	Total regular-season home att.: 189,077	

1970

Record: 8-6-0 (1st in AFC Central); 5-2 at home; 3-4 on road

Head Coach: Paul Brown

Date	Opponent	W-L	Score	Att.	Stadium/Notes
September 20	Oakland Raiders	W	31-21	56,616	Riverfront
September 27	at Detroit Lions	L	3-38	58,202	Tiger
October 4	Houston Oilers	L	13-20	55,094	Riverfront
October 11	at Cleveland Browns	L	27-30	83,520	Cleveland
October 18	Kansas City Chiefs	L	19-27	57,265	Riverfront
October 25	at Washington Redskins	L	0-20	50,415	RFK
November 2	at Pittsburgh Steelers	L	10-21	38,968	Three Rivers/Monday night
November 8	at Buffalo Bills	W	43-14	43,587	War Memorial
November 15	Cleveland Browns	W	14-10	60,007	Riverfront
November 22	Pittsburgh Steelers	W	34-7	59,276	Riverfront
November 29	New Orleans Saints	W	26-6	59,342	Riverfront
December 6	at San Diego Chargers	W	17-14	41,461	San Diego
December 13	at Houston Oilers	W	30-20	34,435	Astrodome
December 20	Boston Patriots	W	45-7	60,157	Riverfront
			312-255	Total regular-season home att.: 407,757	

AFC DIVISIONAL PLAYOFFS

December 26	at Baltimore Colts	L	0-17	51,127	Memorial/Saturday afternoon
-------------	--------------------	---	------	--------	-----------------------------

A RARE RUNNER

The only Bengals quarterback ever to rush for 100 yards in a game was **Virgil Carter**, who gained 110 on nine carries against Cleveland on Nov. 15, 1970.

The game was the first Bengals-Browns match in Riverfront Stadium (later renamed Cinergy Field), and marked Cincinnati's first victory (14-10) over its Ohio rival.

1971

Record: 4-10-0 (4th in AFC Central); 3-4 at home; 1-6 on road**Head Coach:** Paul Brown

Date	Opponent	W-L	Score	Att.	Stadium/Notes
September 19	Philadelphia Eagles	W	37-14	55,880	Riverfront
September 26	at Pittsburgh Steelers	L	10-21	48,448	Three Rivers
October 3	at Green Bay Packers	L	17-20	56,263	Lambeau Field
October 10	Miami Dolphins	L	13-23	60,099	Riverfront
October 17	Cleveland Browns	L	24-27	60,284	Riverfront
October 24	at Oakland Raiders	L	27-31	54,699	Oakland Coliseum
October 31	at Houston Oilers	L	6-10	37,947	Astrodome
November 7	Atlanta Falcons	L	6-9	59,604	Riverfront
November 14	at Denver Broncos	W	24-10	51,200	Mile High
November 21	Houston Oilers	W	28-13	59,390	Riverfront
November 28	San Diego Chargers	W	31-0	59,580	Riverfront
December 5	at Cleveland Browns	L	27-31	82,705	Cleveland
December 12	Pittsburgh Steelers	L	13-21	60,022	Riverfront
December 19	at New York Jets	L	21-35	63,151	Shea
284-265				Total regular-season home att.: 414,859	

1972

Record: 8-6-0 (3rd in AFC Central); 4-3 at home; 4-3 on road**Head Coach:** Paul Brown

Date	Opponent	W-L	Score	Att.	Stadium/Notes
September 17	at New England Patriots	W	31-7	60,999	Schaefer
September 24	Pittsburgh Steelers	W	15-10	54,292	Riverfront
October 1	at Cleveland Browns	L	6-27	81,564	Cleveland
October 8	Denver Broncos	W	21-10	55,812	Riverfront
October 15	at Kansas City Chiefs	W	23-16	79,068	Arrowhead
October 22	at Los Angeles Rams	L	12-15	73,385	Los Angeles Coliseum
October 29	Houston Oilers	W	30-7	59,409	Riverfront
November 5	at Pittsburgh Steelers	L	17-40	50,350	Three Rivers
November 12	Oakland Raiders	L	14-20	59,485	Riverfront
November 19	Baltimore Colts	L	19-20	49,512	Riverfront
November 26	at Chicago Bears	W	13-3	55,701	Soldier Field
December 3	New York Giants	W	13-10	59,523	Riverfront
December 9	Cleveland Browns	L	24-27	59,524	Riverfront/Saturday afternoon
December 17	at Houston Oilers	W	61-17	32,482	Astrodome
299-229				Total regular-season home att.: 397,557	

1973

Record: 10-4-0 (1st in AFC Central); 7-0 at home; 3-4 on road**Head Coach:** Paul Brown

Date	Opponent	W-L	Score	Att.	Stadium/Notes
September 16	at Denver Broncos	L	10-28	49,059	Mile High
September 23	Houston Oilers	W	24-10	51,823	Riverfront
September 30	at San Diego Chargers	W	20-13	46,733	San Diego
October 7	at Cleveland Browns	L	10-17	70,805	Cleveland
October 14	Pittsburgh Steelers	W	19-7	55,819	Riverfront
October 21	Kansas City Chiefs	W	14-6	56,397	Riverfront
October 28	at Pittsburgh Steelers	L	13-20	45,761	Three Rivers
November 4	at Dallas Cowboys	L	10-38	54,944	Texas
November 11	at Buffalo Bills	W	16-13	76,927	Rich
November 18	New York Jets	W	20-14	55,745	Riverfront
November 25	St. Louis Cardinals	W	42-24	50,918	Riverfront
December 2	Minnesota Vikings	W	27-0	57,859	Riverfront
December 9	Cleveland Browns	W	34-17	58,266	Riverfront
December 16	at Houston Oilers	W	27-24	21,955	Astrodome
286-231				Total regular-season home att.: 386,827	

AFC DIVISIONAL PLAYOFFS

December 23	at Miami Dolphins	L	16-34	74,651	Orange Bowl
-------------	-------------------	---	-------	--------	-------------

1974

Record: 7-7-0 (3rd in AFC Central); 4-3 at home; 3-4 on road**Head Coach:** Paul Brown

Date	Opponent	W-L	Score	Att.	Stadium/Notes
September 15	Cleveland Browns	W	33-7	53,113	Riverfront
September 22	San Diego Chargers	L	17-20	51,178	Riverfront
September 29	at San Francisco 49ers	W	21-3	49,895	Candlestick Park
October 6	Washington Redskins	W	28-17	56,175	Riverfront
October 13	at Cleveland Browns	W	34-24	70,897	Cleveland
October 20	at Oakland Raiders	L	27-30	51,821	Oakland Coliseum
October 27	Houston Oilers	L	21-34	55,434	Riverfront
November 3	at Baltimore Colts	W	24-14	36,110	Memorial
November 10	Pittsburgh Steelers	W	17-10	57,532	Riverfront
November 17	at Houston Oilers	L	3-20	44,054	Astrodome
November 24	Kansas City Chiefs	W	33-6	49,777	Riverfront
December 2	at Miami Dolphins	L	3-24	71,962	Orange Bowl/Monday night
December 8	Detroit Lions	L	19-23	45,159	Riverfront
December 14	at Pittsburgh Steelers	L	3-27	42,878	Three Rivers/Saturday afternoon
283-259				Total regular-season home att.: 368,368	

1975

Record: 11-3-0 (2nd in AFC Central/Wild Card qualifier); 6-1 at home; 5-2 on road**Head Coach:** Paul Brown

Date	Opponent	W-L	Score	Att.	Stadium/Notes
September 21	Cleveland Browns	W	24-17	52,874	Riverfront
September 28	at New Orleans Saints	W	21-0	52,531	Louisiana Superdome
October 5	at Houston Oilers	W	21-19	45,321	Astrodome
October 12	New England Patriots	W	27-10	51,220	Riverfront
October 19	Oakland Raiders	W	14-10	48,122	Riverfront
October 26	at Atlanta Falcons	W	21-14	45,811	Atlanta-Fulton County
November 2	Pittsburgh Steelers	L	24-30	58,418	Riverfront
November 9	at Denver Broncos	W	17-16	49,919	Mile High
November 17	Buffalo Bills	W	33-24	56,666	Riverfront/Monday night
November 23	at Cleveland Browns	L	23-35	56,427	Cleveland
November 30	Houston Oilers	W	23-19	46,128	Riverfront
December 7	at Philadelphia Eagles	W	31-0	56,984	Veterans
December 13	at Pittsburgh Steelers	L	14-35	48,889	Three Rivers/Saturday afternoon
December 21	San Diego Chargers	W	47-17	46,474	Riverfront
		340-246	Total regular-season home att.: 359,902		

AFC DIVISIONAL PLAYOFFS

December 28	at Oakland Raiders	L	28-31	53,030	Oakland Coliseum
-------------	--------------------	---	-------	--------	------------------

1976

Record: 10-4-0 (2nd in AFC Central); 6-1 at home; 4-3 on road**Head Coach:** Bill Johnson

Date	Opponent	W-L	Score	Att.	Stadium/Notes
September 12	Denver Broncos	W	17-7	53,464	Riverfront
September 19	at Baltimore Colts	L	27-28	50,374	Memorial
September 26	Green Bay Packers	W	28-7	44,103	Riverfront
October 3	at Cleveland Browns	W	45-24	75,817	Cleveland
October 10	Tampa Bay Buccaneers	W	21-0	49,700	Riverfront
October 17	at Pittsburgh Steelers	L	6-23	48,311	Three Rivers
October 24	at Houston Oilers	W	27-7	45,499	Astrodome
October 31	Cleveland Browns	W	21-6	54,776	Riverfront
November 8	Los Angeles Rams	W	20-12	52,480	Riverfront/Monday night
November 14	Houston Oilers	W	31-27	53,243	Riverfront
November 21	at Kansas City Chiefs	W	27-24	46,259	Arrowhead
November 28	Pittsburgh Steelers	L	3-7	55,142	Riverfront
December 6	at Oakland Raiders	L	20-35	52,430	Oakland Coliseum/Monday night
December 12	at New York Jets	W	42-3	31,067	Shea
		335-210	Total regular-season home att.: 362,908		

1977

Record: 8-6-0 (2nd in AFC Central); 5-2 at home; 3-4 on road**Head Coach:** Bill Johnson

Date	Opponent	W-L	Score	Att.	Stadium/Notes
September 18	Cleveland Browns	L	3-13	52,847	Riverfront
September 25	Seattle Seahawks	W	42-20	45,579	Riverfront
October 2	at San Diego Chargers	L	3-24	40,352	San Diego
October 9	at Green Bay Packers	W	17-7	53,653	Milwaukee County
October 17	at Pittsburgh Steelers	L	14-20	47,950	Three Rivers/Monday night
October 23	Denver Broncos	L	13-24	54,395	Riverfront
October 30	Houston Oilers	W	13-10*	53,194	Riverfront/*OT
November 6	at Cleveland Browns	W	10-7	81,932	Cleveland
November 13	at Minnesota Vikings	L	10-42	45,371	Metropolitan
November 20	Miami Dolphins	W	23-17	46,733	Riverfront
November 27	New York Giants	W	30-13	32,705	Riverfront
December 4	at Kansas City Chiefs	W	27-7	38,488	Arrowhead
December 10	Pittsburgh Steelers	W	17-10	36,133	Riverfront/Saturday afternoon
December 18	at Houston Oilers	L	16-21	46,212	Astrodome
		238-235	Total regular-season home att.: 321,586		

1978

Record: 4-12-0 (4th in AFC Central); 3-5 at home; 1-7 on road**Head Coaches:** Bill Johnson (0-5), Homer Rice (4-7)

Date	Opponent	W-L	Score	Att.	Stadium/Notes
September 3	Kansas City Chiefs	L	23-24	41,810	Riverfront
September 10	at Cleveland Browns	L	10-13*	72,691	Cleveland/*OT
September 17	Pittsburgh Steelers	L	3-28	50,260	Riverfront
September 24	New Orleans Saints	L	18-20	40,455	Riverfront
October 1	at San Francisco 49ers	L	12-28	41,107	Candlestick Park
October 9	at Miami Dolphins	L	0-21	54,729	Orange Bowl/Monday night
October 15	New England Patriots	L	3-10	48,699	Riverfront
October 22	at Buffalo Bills	L	0-5	47,754	Rich
October 29	Houston Oilers	W	28-13	50,532	Riverfront
November 5	at San Diego Chargers	L	13-22	43,639	San Diego
November 13	Oakland Raiders	L	21-34	51,374	Riverfront/Monday night
November 19	at Pittsburgh Steelers	L	6-7	47,578	Three Rivers
November 26	at Houston Oilers	L	10-17	43,245	Astrodome
December 3	Atlanta Falcons	W	37-7	25,336	Riverfront
December 11	at Los Angeles Rams	W	20-19	47,471	L.A. Coliseum/Monday night
December 17	Cleveland Browns	W	48-16	46,985	Riverfront
		252-284	Total regular-season home att.: 355,451		

1979

Record: 4-12-0 (4th in AFC Central); 4-4 at home; 0-8 on road**Head Coach:** Homer Rice

Date	Opponent	W-L	Score	Att.	Stadium/Notes
September 2	at Denver Broncos	L	0-10	74,788	Mile High
September 9	at Buffalo Bills	L	24-51	43,504	Rich
September 16	New England Patriots	L	14-20	41,805	Riverfront
September 23	Houston Oilers	L	27-30*	45,615	Riverfront/*OT
September 30	at Dallas Cowboys	L	13-38	63,179	Texas
October 7	Kansas City Chiefs	L	7-10	40,041	Riverfront
October 14	Pittsburgh Steelers	W	34-10	52,381	Riverfront
October 21	at Cleveland Browns	L	27-28	75,119	Cleveland
October 28	Philadelphia Eagles	W	37-13	42,036	Riverfront
November 4	at Baltimore Colts	L	28-38	37,740	Memorial
November 11	San Diego Chargers	L	24-26	40,782	Riverfront
November 18	at Houston Oilers	L	21-42	49,829	Astrodome
November 25	St. Louis Cardinals	W	34-28	25,103	Riverfront
December 2	at Pittsburgh Steelers	L	17-37	46,521	Three Rivers
December 9	at Washington Redskins	L	14-28	52,882	RFK
December 16	Cleveland Browns	W	16-12	42,183	Riverfront
		337-421	Total regular-season home att.: 329,946		

1980

Record: 6-10-0 (4th in AFC Central); 3-5 at home; 3-5 on road**Head Coach:** Forrest Gregg

Date	Opponent	W-L	Score	Att.	Stadium/Notes
September 7	Tampa Bay Buccaneers	L	12-17	43,211	Riverfront
September 14	at Miami Dolphins	L	16-17	38,322	Orange Bowl
September 21	Pittsburgh Steelers	W	30-28	52,490	Riverfront
September 28	Houston Oilers	L	10-13	50,413	Riverfront
October 5	at Green Bay Packers	L	9-14	55,006	Lambeau Field
October 12	at Pittsburgh Steelers	W	17-16	53,668	Three Rivers
October 19	Minnesota Vikings	W	14-0	44,487	Riverfront
October 26	at Houston Oilers	L	3-23	49,189	Astrodome
November 2	San Diego Chargers	L	14-31	46,406	Riverfront
November 9	at Oakland Raiders	L	17-28	44,132	Oakland Coliseum
November 16	Buffalo Bills	L	0-14	40,836	Riverfront
November 23	at Cleveland Browns	L	7-31	79,253	Cleveland
November 30	at Kansas City Chiefs	W	20-6	41,594	Arrowhead
December 7	Baltimore Colts	W	34-33	35,651	Riverfront
December 14	at Chicago Bears	W	17-14*	48,808	Soldier Field/*OT
December 21	Cleveland Browns	L	24-27	50,058	Riverfront
		244-312	Total regular-season home att.: 363,552		

1981

Record: 12-4-0 (1st in AFC Central); 6-2 at home; 6-2 on road**Head Coach:** Forrest Gregg

Date	Opponent	W-L	Score	Att.	Stadium/Notes
September 6	Seattle Seahawks	W	27-21	41,177	Riverfront
September 13	at New York Jets	W	31-30	49,454	Shea
September 20	Cleveland Browns	L	17-20	52,170	Riverfront
September 27	Buffalo Bills	W	27-24*	46,418	Riverfront/*OT
October 4	at Houston Oilers	L	10-17	44,350	Astrodome
October 11	at Baltimore Colts	W	41-19	33,060	Memorial
October 18	Pittsburgh Steelers	W	34-7	57,090	Riverfront
October 25	at New Orleans Saints	L	7-17	46,336	Louisiana Superdome
November 1	Houston Oilers	W	34-21	54,736	Riverfront
November 8	at San Diego Chargers	W	40-17	51,259	San Diego Jack Murphy
November 15	Los Angeles Rams	W	24-10	56,836	Riverfront
November 22	Denver Broncos	W	38-21	57,207	Riverfront
November 29	at Cleveland Browns	W	41-21	75,186	Cleveland
December 6	San Francisco 49ers	L	3-21	56,796	Riverfront
December 13	at Pittsburgh Steelers	W	17-10	50,623	Three Rivers
December 20	at Atlanta Falcons	W	30-28	35,972	Atlanta-Fulton County
		421-304	Total regular-season home att.: 422,430		

AFC DIVISIONAL PLAYOFFS

January 3 Buffalo Bills W 28-21 55,420 Riverfront

AFC CHAMPIONSHIP

January 10 San Diego Chargers W 27-7 46,302 Riverfront/-59° wind chill

SUPER BOWL XVI IN PONTIAC, MICHIGAN

January 24 San Francisco 49ers L 21-26 81,270 Pontiac Silverdome

LONG DISTANCE LEADERS

Chris Bahr and **Doug Pelfrey** are the only Bengals kickers to convert two field goals of 50 or more yards in the same game.

Bahr booted field goals of 55 and 52 yards vs. Houston on September 23, 1979. Pelfrey connected from 53 and 50 yards at Houston on October 24, 1993.

1982

Record: 7-2-0 (3rd in AFC); 4-0 at home; 3-2 on road**Head Coach:** Forrest Gregg

Date	Opponent	W-L	Score	Att.	Stadium/Notes
September 12	Houston Oilers	W	27-6	52,268	Riverfront
September 19	at Pittsburgh Steelers	L	20-26*	53,973	Three Rivers/*OT
— PLAYERS STRIKE BEGINS, SEPTEMBER 20 —					
September 27	at Cleveland Browns#				#Game canceled/Monday night
October 3	Miami Dolphins#				#Game canceled
October 10	at New England Patriots#				#Game canceled
October 17	at New York Giants#				#Game canceled
October 24	Dallas Cowboys#				#Game canceled
October 31	Pittsburgh Steelers#				#Game canceled
November 7	Washington Redskins#				#Game canceled
November 14	at Houston Oilers#				#Game canceled
— PLAYERS STRIKE ENDS AT 57 DAYS, NOVEMBER 17 —					
November 21	at Philadelphia Eagles	W	18-14	65,172	Veterans
November 28	Los Angeles Raiders	W	31-17	53,330	Riverfront
December 5	at Baltimore Colts	W	20-17	23,598	Memorial
December 12	Cleveland Browns	W	23-10	54,305	Riverfront
December 20	at San Diego Chargers	L	34-50	51,296	San Diego Jack Murphy/Monday night
December 26	Seattle Seahawks	W	24-10	55,330	Riverfront
January 2	at Houston Oilers	W	35-27	26,522	Astrodome/rescheduled from Nov. 14
			232-177	Total regular-season home att.: 215,233	

FIRST-ROUND SUPER BOWL TOURNAMENT

January 9	New York Jets	L	17-44	57,560	Riverfront
-----------	---------------	---	-------	--------	------------

1983

Record: 7-9-0 (3rd in AFC Central); 4-4 at home; 3-5 on road**Head Coach:** Forrest Gregg

Date	Opponent	W-L	Score	Att.	Stadium/Notes
September 4	Los Angeles Raiders	L	10-20	50,956	Riverfront
September 11	Buffalo Bills	L	6-10	46,839	Riverfront
September 15	at Cleveland Browns	L	7-17	79,700	Cleveland/Thursday night
September 25	at Tampa Bay Buccaneers	W	23-17	56,023	Tampa
October 2	Baltimore Colts	L	31-34	48,104	Riverfront
October 10	Pittsburgh Steelers	L	14-24	56,086	Riverfront/Monday night
October 16	at Denver Broncos	L	17-24	74,305	Mile High
October 23	Cleveland Browns	W	28-21	50,047	Riverfront
October 30	Green Bay Packers	W	34-14	53,349	Riverfront
November 6	at Houston Oilers	W	55-14	39,706	Astrodome
November 13	at Kansas City Chiefs	L	15-20	44,711	Arrowhead
November 20	Houston Oilers	W	38-10	46,375	Riverfront
November 28	at Miami Dolphins	L	14-38	74,506	Orange Bowl/Monday night
December 4	at Pittsburgh Steelers	W	23-10	55,832	Three Rivers
December 11	Detroit Lions	W	17-9	45,728	Riverfront
December 17	at Minnesota Vikings	L	14-20	51,565	Metrodome/Saturday afternoon
			346-302	Total regular-season home att.: 397,484	

1984

Record: 8-8-0 (2nd in AFC Central); 5-3 at home; 3-5 on road**Head Coach:** Sam Wyche

Date	Opponent	W-L	Score	Att.	Stadium/Notes
September 2	at Denver Broncos	L	17-20	74,178	Mile High
September 9	Kansas City Chiefs	L	22-27	47,111	Riverfront
September 16	at New York Jets	L	23-43	64,193	Giants
September 23	Los Angeles Rams	L	14-24	45,406	Riverfront
October 1	at Pittsburgh Steelers	L	17-38	57,098	Three Rivers/Monday night
October 7	Houston Oilers	W	13-3	43,637	Riverfront
October 14	at New England Patriots	L	14-20	48,154	Sullivan
October 21	Cleveland Browns	W	12-9	50,667	Riverfront
October 28	at Houston Oilers	W	31-13	34,010	Astrodome
November 4	at San Francisco 49ers	L	17-23	58,324	Candlestick Park
November 11	Pittsburgh Steelers	W	22-20	52,497	Riverfront
November 18	Seattle Seahawks	L	6-26	50,280	Riverfront
November 25	Atlanta Falcons	W	35-14	44,678	Riverfront
December 2	at Cleveland Browns	W	20-17*	51,774	Cleveland/*OT
December 9	at New Orleans Saints	W	24-21	40,855	Louisiana Superdome
December 16	Buffalo Bills	W	52-21	55,771	Riverfront
			339-339	Total regular-season home att.: 390,047	

GET THE POINT?

Only three times in the Bengals' first 41 seasons has a non-kicker led the team in scoring. In 1979, FB **Pete Johnson** was the team's leading scorer with 90 points (15 TDs). FB **Ickey Woods** led the 1988 Bengals with 90 points (15 TDs), and in 2001, HB **Corey Dillon** scored a team-high 78 points (13 TDs).

The Bengals' single-season scoring record was set in 2005 by K **Shayne Graham**, who scored 131 points (28 FGs, 47 PATs). He broke the previous mark of 122 points that he set in 2004.

1985

Record: 7-9-0 (2nd in AFC Central); 5-3 at home; 2-6 on road**Head Coach:** Sam Wyche

Date	Opponent	W-L	Score	Att.	Stadium/Notes
September 8.....	Seattle Seahawks.....	L	24-28	51,625.....	Riverfront
September 15.....	at St. Louis Cardinals.....	L	27-41	46,321.....	Busch
September 22.....	San Diego Chargers.....	L	41-44	52,270.....	Riverfront
September 30.....	at Pittsburgh Steelers.....	W	37-24	59,541.....	Three Rivers/Monday night
October 6.....	New York Jets.....	L	20-29	51,785.....	Riverfront
October 13.....	New York Giants.....	W	35-30	53,112.....	Riverfront
October 20.....	at Houston Oilers.....	L	27-44	35,590.....	Astrodome
October 27.....	Pittsburgh Steelers.....	W	26-21	55,421.....	Riverfront
November 3.....	at Buffalo Bills.....	W	23-17	25,640.....	Rich
November 10.....	Cleveland Browns.....	W	27-10	57,293.....	Riverfront
November 17.....	at Los Angeles Raiders.....	L	6-13	52,501.....	Los Angeles Coliseum
November 24.....	at Cleveland Browns.....	L	6-24	74,439.....	Cleveland
December 1.....	Houston Oilers.....	W	45-27	46,140.....	Riverfront
December 8.....	Dallas Cowboys.....	W	50-24	56,936.....	Riverfront
December 15.....	at Washington Redskins.....	L	24-27	50,544.....	RFK
December 22.....	at New England Patriots.....	L	23-34	57,953.....	Sullivan
			441-437	Total regular-season home att.: 424,582	

1986

Record: 10-6-0 (2nd in AFC Central); 6-2 at home; 4-4 on road**Head Coach:** Sam Wyche

Date	Opponent	W-L	Score	Att.	Stadium/Notes
September 7.....	at Kansas City Chiefs.....	L	14-24	43,430.....	Arrowhead
September 14.....	Buffalo Bills.....	W	36-33*	52,714.....	Riverfront/*OT
September 18.....	at Cleveland Browns.....	W	30-13	78,779.....	Cleveland/Thursday night
September 28.....	Chicago Bears.....	L	7-44	55,146.....	Riverfront
October 5.....	at Green Bay Packers.....	W	34-28	51,230.....	Milwaukee County
October 13.....	Pittsburgh Steelers.....	W	24-22	54,283.....	Riverfront/Monday night
October 19.....	Houston Oilers.....	W	31-28	53,844.....	Riverfront
October 26.....	at Pittsburgh Steelers.....	L	9-30	50,815.....	Three Rivers
November 2.....	at Detroit Lions.....	W	24-17	52,423.....	Pontiac Silverdome
November 9.....	at Houston Oilers.....	L	28-32	32,130.....	Astrodome
November 16.....	Seattle Seahawks.....	W	34-7	54,410.....	Riverfront
November 23.....	at Minnesota Vikings.....	W	24-20	53,003.....	Riverfront
November 30.....	at Denver Broncos.....	L	28-34	58,705.....	Mile High
December 7.....	at New England Patriots.....	W	31-7	60,633.....	Sullivan
December 14.....	Cleveland Browns.....	L	3-34	58,062.....	Riverfront
December 21.....	New York Jets.....	W	52-21	51,619.....	Riverfront
			409-394	Total regular-season home att.: 433,081	

1987

Record: 4-11-0 (4th in AFC Central); 1-7 at home; 3-4 on road**Head Coach:** Sam Wyche

Date	Opponent	W-L	Score	Att.	Stadium/Notes
September 13.....	at Indianapolis Colts.....	W	23-21	59,387.....	Hoosier Dome
September 20.....	San Francisco 49ers.....	L	26-27	53,498.....	Riverfront
— PLAYERS STRIKE BEGINS, SEPTEMBER 22 —					
September 27.....	at Los Angeles Rams#.....				#Game canceled/players strike
October 4.....	San Diego Chargers**.....	L	9-10	18,074.....	Riverfront/**Strike replacement game
October 11.....	at Seattle Seahawks**.....	W	17-10	31,739.....	Kingdome/**Strike replacement game
— PLAYERS STRIKE ENDS AT 24 DAYS, OCTOBER 15 —					
October 18.....	Cleveland Browns**.....	L	0-34	40,179.....	Riverfront/**Strike replacement game
October 25.....	at Pittsburgh Steelers.....	L	20-23	53,692.....	Three Rivers
November 1.....	Houston Oilers.....	L	29-31	52,700.....	Riverfront
November 8.....	Miami Dolphins.....	L	14-20	53,840.....	Riverfront
November 15.....	at Atlanta Falcons.....	W	16-10	25,758.....	Atlanta-Fulton County
November 22.....	Pittsburgh Steelers.....	L	16-30	59,910.....	Riverfront
November 29.....	at New York Jets.....	L	20-27	41,135.....	Giants
December 6.....	Kansas City Chiefs.....	W	30-27*	46,489.....	Riverfront/*OT
December 13.....	at Cleveland Browns.....	L	24-38	77,331.....	Cleveland
December 20.....	New Orleans Saints.....	L	24-41	43,424.....	Riverfront
December 27.....	at Houston Oilers.....	L	17-21	49,775.....	Astrodome
			285-370	Total regular-season home att.: 376,249	

A SPECIAL EXPLOSION

The Bengals record for most points in a game by the special teams is 31, from a 43-14 victory at Buffalo on Nov. 8, 1970.

CB **Lemar Parrish** scored two special teams touchdowns, one on a 95-yard kickoff return and another on an 83-yard return of a blocked field goal attempt. K **Horst Muhlmann** added 15 points on five field goals, and four PATs by Muhlmann completed the special teams onslaught.

The offense scored only one TD, on a one-yard run by RB **Jess Phillips**. The defense scored a TD on an eight-yard fumble return by DE **Royce Berry**.

1988

Record: 12-4-0 (1st in AFC Central); 8-0 at home; 4-4 on road**Head Coach:** Sam Wyche

Date	Opponent	W-L	Score	Att.	Stadium/Notes
September 4	Phoenix Cardinals	W	21-14	50,404	Riverfront
September 11	at Philadelphia Eagles	W	28-24	66,459	Veterans
September 18	at Pittsburgh Steelers	W	17-12	56,647	Three Rivers
September 25	Cleveland Browns	W	24-17	54,943	Riverfront
October 2	at Los Angeles Raiders	W	45-21	42,594	Los Angeles Coliseum
October 9	New York Jets	W	36-19	57,482	Riverfront
October 16	at New England Patriots	L	21-27	59,969	Foxboro
October 23	Houston Oilers	W	44-21	54,659	Riverfront
October 30	at Cleveland Browns	L	16-23	79,147	Cleveland
November 6	Pittsburgh Steelers	W	42-7	56,403	Riverfront
November 13	at Kansas City Chiefs	L	28-31	34,614	Arrowhead
November 20	at Dallas Cowboys	W	38-24	37,865	Texas
November 27	Buffalo Bills	W	35-21	58,672	Riverfront
December 4	San Diego Chargers	W	27-10	56,866	Riverfront
December 11	at Houston Oilers	L	6-41	50,269	Astrodome
December 17	Washington Redskins	W	20-17*	52,157	Riverfront/Saturday afternoon/*OT

448-329**Total regular-season home att.:** 441,586**AFC DIVISIONAL PLAYOFFS**

December 31	Seattle Seahawks	W	21-13	58,560	Riverfront/Saturday afternoon
-------------	------------------	---	-------	--------	-------------------------------

AFC CHAMPIONSHIP

January 8	Buffalo Bills	W	21-10	59,747	Riverfront
-----------	---------------	---	-------	--------	------------

SUPER BOWL XXIII IN MIAMI, FLORIDA

January 22	San Francisco 49ers	L	16-20	75,129	Joe Robbie
------------	---------------------	---	-------	--------	------------

1989

Record: 8-8-0 (4th in AFC Central); 5-3 at home; 3-5 on road**Head Coach:** Sam Wyche

Date	Opponent	W-L	Score	Att.	Stadium/Notes
September 10	at Chicago Bears	L	14-17	64,730	Soldier Field
September 17	Pittsburgh Steelers	W	41-10	53,885	Riverfront
September 25	Cleveland Browns	W	21-14	55,996	Riverfront/Monday night
October 1	at Kansas City Chiefs	W	21-17	61,165	Arrowhead
October 8	at Pittsburgh Steelers	W	26-16	52,785	Three Rivers
October 15	Miami Dolphins	L	13-20	58,184	Riverfront
October 22	Indianapolis Colts	L	12-23	57,642	Riverfront
October 29	Tampa Bay Buccaneers	W	56-23	57,225	Riverfront
November 5	at Los Angeles Raiders	L	7-28	51,080	Los Angeles Coliseum
November 13	at Houston Oilers	L	24-26	60,694	Astrodome/Monday night
November 19	Detroit Lions	W	42-7	55,720	Riverfront
November 26	at Buffalo Bills	L	7-24	80,074	Rich
December 3	at Cleveland Browns	W	21-0	76,236	Cleveland
December 10	Seattle Seahawks	L	17-24	54,744	Riverfront
December 17	Houston Oilers	W	61-7	47,510	Riverfront
December 25	at Minnesota Vikings	L	21-29	58,829	Metrodome/Monday night

404-285**Total regular-season home att.:** 440,906

1990

Record: 9-7-0 (1st in AFC Central); 5-3 at home; 4-4 on road**Head Coach:** Sam Wyche

Date	Opponent	W-L	Score	Att.	Stadium/Notes
September 9	New York Jets	W	25-20	56,467	Riverfront
September 16	at San Diego Chargers	W	21-16	48,098	San Diego Jack Murphy
September 23	New England Patriots	W	41-7	56,470	Riverfront
October 1	at Seattle Seahawks	L	16-31	60,135	Kingdome/Monday night
October 7	at Los Angeles Rams	W	34-31*	62,619	Anaheim/*OT
October 14	at Houston Oilers	L	17-48	53,501	Astrodome
October 22	at Cleveland Browns	W	34-13	78,567	Cleveland/Monday night
October 28	at Atlanta Falcons	L	17-38	53,214	Atlanta-Fulton County/Sunday night
November 4	New Orleans Saints	L	7-21	60,067	Riverfront
November 18	Pittsburgh Steelers	W	27-3	60,064	Riverfront/Sunday night
November 25	Indianapolis Colts	L	20-34	60,051	Riverfront
December 2	at Pittsburgh Steelers	W	16-12	58,200	Three Rivers
December 9	San Francisco 49ers	L	17-20*	60,084	Riverfront/*OT
December 16	at Los Angeles Raiders	L	7-24	54,132	Los Angeles Coliseum
December 23	Houston Oilers	W	40-20	60,044	Riverfront
December 30	Cleveland Browns	W	21-14	60,041	Riverfront

(Bye November 11)

360-352**Total regular-season home att.:** 473,288**AFC WILD CARD PLAYOFFS**

January 6	Houston Oilers	W	41-14	60,012	Riverfront
-----------	----------------	---	-------	--------	------------

AFC DIVISIONAL PLAYOFFS

January 13	at Los Angeles Raiders	L	10-20	92,045	Los Angeles Coliseum
------------	------------------------	---	-------	--------	----------------------

1991

Record: 3-13-0 (4th in AFC Central); 3-5 at home; 0-8 on road

Head Coach: Sam Wyche

Date	Opponent	W-L	Score	Att.	Stadium/Notes
September 1	at Denver Broncos	L	14-45	72,855	Mile High
September 8	Houston Oilers	L	7-30	56,463	Riverfront/Sunday night
September 15	at Cleveland Browns	L	13-14	78,269	Cleveland
September 22	Washington Redskins	L	27-34	52,038	Riverfront
October 6	Seattle Seahawks	L	7-13	60,010	Riverfront
October 13	at Dallas Cowboys	L	23-35	63,275	Texas
October 21	at Buffalo Bills	L	16-35	80,131	Rich/Monday night
October 27	at Houston Oilers	L	3-35	58,634	Astrodome
November 3	Cleveland Browns	W	23-21	55,077	Riverfront
November 10	Pittsburgh Steelers	L	27-33*	55,503	Riverfront/*OT
November 17	at Philadelphia Eagles	L	10-17	63,189	Veterans
November 24	Los Angeles Raiders	L	14-38	52,044	Riverfront
December 1	New York Giants	W	27-24	45,063	Riverfront
December 9	at Miami Dolphins	L	13-37	60,616	Joe Robbie/Monday night
December 15	at Pittsburgh Steelers	L	10-17	35,420	Three Rivers
December 22	New England Patriots	W	29-7	46,394	Riverfront
(Bye September 29)			263-435	Total regular-season home att.: 422,592	

1992

Record: 5-11-0 (4th in AFC Central); 3-5 at home; 2-6 on road

Head Coach: Dave Shula

Date	Opponent	W-L	Score	Att.	Stadium/Notes
September 6	at Seattle Seahawks	W	21-3	57,350	Kingdome
September 13	Los Angeles Raiders	W	24-21*	54,240	Riverfront/*OT
September 20	at Green Bay Packers	L	23-24	57,272	Lambeau Field
September 27	Minnesota Vikings	L	7-42	53,847	Riverfront
October 11	Houston Oilers	L	24-38	54,254	Riverfront
October 19	at Pittsburgh Steelers	L	0-20	55,411	Three Rivers/Monday night
October 25	at Houston Oilers	L	10-26	58,701	Astrodome
November 1	Cleveland Browns	W	30-10	54,765	Riverfront
November 8	at Chicago Bears	W	31-28*	56,120	Soldier Field/*OT/Sunday night
November 15	at New York Jets	L	14-17	60,196	Giants
November 22	Detroit Lions	L	13-19	48,574	Riverfront
November 29	Pittsburgh Steelers	L	9-21	54,253	Riverfront
December 6	at Cleveland Browns	L	21-37	68,368	Cleveland
December 13	at San Diego Chargers	L	10-27	50,579	San Diego Jack Murphy
December 20	New England Patriots	W	20-10	45,355	Riverfront
December 27	Indianapolis Colts	L	17-21	47,837	Riverfront
(Bye October 4)			274-364	Total regular-season home att.: 413,125	

1993

Record: 3-13-0 (4th in AFC Central); 3-5 at home; 0-8 on road

Head Coach: Dave Shula

Date	Opponent	W-L	Score	Att.	Stadium/Notes
September 5	at Cleveland Browns	L	14-27	75,508	Cleveland
September 12	Indianapolis Colts	L	6-9	50,299	Riverfront
September 19	at Pittsburgh Steelers	L	7-34	53,682	Three Rivers
September 26	Seattle Seahawks	L	10-19	46,880	Riverfront
October 10	at Kansas City Chiefs	L	15-17	75,394	Arrowhead
October 17	Cleveland Browns	L	17-28	55,647	Riverfront
October 24	at Houston Oilers	L	12-28	50,039	Astrodome
November 7	Pittsburgh Steelers	L	16-24	51,202	Riverfront
November 14	Houston Oilers	L	3-38	42,347	Riverfront
November 21	at New York Jets	L	12-17	64,264	Giants
November 28	Los Angeles Raiders	W	16-10	43,272	Riverfront
December 5	at San Francisco 49ers	L	8-21	60,039	Candlestick Park/Sunday night
December 12	at New England Patriots	L	2-7	29,794	Foxboro
December 19	Los Angeles Rams	W	15-3	36,612	Riverfront
December 26	Atlanta Falcons	W	21-17	27,014	Riverfront
January 2	at New Orleans Saints	L	13-20	58,036	Louisiana Superdome
(Byes October 3 & October 31)			187-319	Total regular-season home att.: 353,273	

PERFECTION AT HOME

The Bengals have gone undefeated (and untied) at home during the regular season three times in team history:

- 8-0 in the Super Bowl season of 1988
- 7-0 in the 1973 playoff season
- 4-0 in the strike-shortened 1982 campaign

1994

Record: 3-13-0 (3rd in AFC Central); 2-6 at home; 1-7 on road**Head Coach:** Dave Shula

Date	Opponent	W-L	Score	Att.	Stadium/Notes
September 4	Cleveland Browns	L	20-28	52,778	Riverfront
September 11	at San Diego Chargers	L	10-27	53,217	San Diego Jack Murphy
September 18	New England Patriots	L	28-31	46,640	Riverfront
September 25	at Houston Oilers	L	13-20	44,253	Astrodome
October 2	Miami Dolphins	L	7-23	55,066	Riverfront/Sunday night
October 16	at Pittsburgh Steelers	L	10-14	55,353	Three Rivers
October 23	at Cleveland Browns	L	13-37	77,588	Cleveland
October 30	Dallas Cowboys	L	20-23	57,096	Riverfront
November 6	at Seattle Seahawks	W	20-17*	46,630	Kingdome/*OT
November 13	Houston Oilers	W	34-31	54,908	Riverfront
November 20	Indianapolis Colts	L	13-17	55,566	Riverfront
November 27	at Denver Broncos	L	13-15	69,714	Mile High
December 4	Pittsburgh Steelers	L	15-38	53,401	Riverfront
December 11	at New York Giants	L	20-27	67,530	Giants
December 18	at Arizona Cardinals	L	7-28	50,110	Sun Devil
December 24	Philadelphia Eagles	W	33-30	39,923	Riverfront/Saturday afternoon
(Bye October 9)			276-406	Total regular-season home att.: 415,368	

1995

Record: 7-9-0 (2nd in AFC Central); 3-5 at home; 4-4 on road**Head Coach:** Dave Shula

Date	Opponent	W-L	Score	Att.	Stadium/Notes
September 3	at Indianapolis Colts	W	24-21*	42,445	RCA Dome/*OT
September 10	Jacksonville Jaguars	W	24-17	48,318	Riverfront
September 17	at Seattle Seahawks	L	21-24	39,492	Kingdome
September 24	Houston Oilers	L	28-38	46,332	Riverfront
October 1	Miami Dolphins	L	23-26	52,671	Riverfront
October 8	at Tampa Bay Buccaneers	L	16-19	41,732	Tampa
October 19	at Pittsburgh Steelers	W	27-9	56,684	Three Rivers/Thursday night
October 29	Cleveland Browns	L	26-29*	58,639	Riverfront/*OT
November 5	Oakland Raiders	L	17-20	51,265	Riverfront
November 12	at Houston Oilers	W	32-25	32,998	Astrodome
November 19	Pittsburgh Steelers	L	31-49	54,636	Riverfront
November 26	at Jacksonville Jaguars	W	17-13	68,249	Jacksonville Municipal
December 3	at Green Bay Packers	L	10-24	60,318	Lambeau Field
December 10	Chicago Bears	W	16-10	38,642	Riverfront
December 17	at Cleveland Browns	L	10-26	55,875	Cleveland
December 24	Minnesota Vikings	W	27-24	34,568	Riverfront
(Bye October 15)			349-374	Total regular-season home att.: 385,071	

1996

Record: 8-8-0 (3rd in AFC Central); 6-2 at home; 2-6 on road**Head Coaches:** Dave Shula (1-6), Bruce Coslet (7-2)

Date	Opponent	W-L	Score	Att.	Stadium/Notes
September 1	at St. Louis Rams	L	16-26	62,659	Trans World Dome
September 8	at San Diego Chargers	L	14-27	55,880	SD Jack Murphy
September 15	New Orleans Saints	W	30-15	45,412	Cinergy Field
September 29	Denver Broncos	L	10-14	51,798	Cinergy Field
October 6	Houston Oilers	L	27-30*	44,680	Cinergy Field/*OT/Sunday night
October 13	at Pittsburgh Steelers	L	10-20	58,875	Three Rivers
October 20	at San Francisco 49ers	L	21-28	63,218	3Com Park
October 27	Jacksonville Jaguars	W	28-21	45,890	Cinergy Field
November 3	at Baltimore Ravens	W	24-21	60,743	Memorial
November 10	Pittsburgh Steelers	W	34-24	57,265	Cinergy Field
November 17	at Buffalo Bills	L	17-31	75,549	Rich
November 24	Atlanta Falcons	W	41-31	44,868	Cinergy Field
December 1	at Jacksonville Jaguars	L	27-30	57,408	Jacksonville Municipal
December 8	Baltimore Ravens	W	21-14	43,022	Cinergy Field
December 15	at Houston Oilers	W	21-13	15,131	Astrodome
December 22	Indianapolis Colts	W	31-24	49,389	Cinergy Field
(Bye September 22)			372-369	Total regular-season home att.: 382,324	

NO TDs; NO PROBLEM

Four times in their history, the Bengals have won without scoring a touchdown:

- On Sept. 24, 1972, K **Horst Muhlmann's** five field goals (41, 32, 20, 32, 34) fueled a 15-10 victory over Pittsburgh at Riverfront Stadium (later renamed Cinergy Field).
- On Oct. 21, 1984, K **Jim Breech** kicked four field goals (24, 23, 25, 33) for all the Bengals' points in a 12-9 victory over Cleveland at Riverfront.
- On Nov. 6, 1994, K **Doug Pelfrey's** booted six field goals (36, 44, 36, 47, 28, 26) and LB-DE **Alfred Williams** scored on a safety as the Bengals posted a 20-17 overtime victory at Seattle.
- On Nov. 11, 2007, K **Shayne Graham** kicked a team-record seven field goals (34, 19, 22, 35, 35, 21, 33) for all of Cincinnati's points in a 21-7 victory at Baltimore.

1997

Record: 7-9-0 (4th in AFC Central); 6-2 at home; 1-7 on road**Head Coach:** Bruce Coslet

Date	Opponent	W-L	Score	Att.	Stadium/Notes
August 31	Arizona Cardinals	W	24-21	53,644	Cinergy Field
September 7	at Baltimore Ravens	L	10-23	52,968	Memorial
September 21	at Denver Broncos	L	20-38	73,871	Mile High
September 28	New York Jets	L	14-31	57,209	Cinergy Field
October 5	at Jacksonville Jaguars	L	13-21	67,128	ALLTEL
October 12	at Tennessee Oilers	L	7-30	17,071	Liberty Bowl (Memphis)
October 19	Pittsburgh Steelers	L	10-26	60,020	Cinergy Field
October 26	at New York Giants	L	27-29	72,584	Giants
November 2	San Diego Chargers	W	38-31	53,754	Cinergy Field
November 9	at Indianapolis Colts	W	28-13	58,473	RCA Dome
November 16	at Pittsburgh Steelers	L	3-20	55,226	Three Rivers
November 23	Jacksonville Jaguars	W	31-26	55,158	Cinergy Field
November 30	at Philadelphia Eagles	L	42-44	66,623	Veterans
December 4	Tennessee Oilers	W	41-14	49,086	Cinergy Field/Thursday night
December 14	Dallas Cowboys	W	31-24	60,043	Cinergy Field
December 21	Baltimore Ravens	W	16-14	50,917	Cinergy Field
(Bye September 14)			355-405	Total regular-season home att.: 439,831	

1998

Record: 3-13-0 (5th in AFC Central); 1-7 at home; 2-6 on road**Head Coach:** Bruce Coslet

Date	Opponent	W-L	Score	Att.	Stadium/Notes
September 6	Tennessee Oilers	L	14-23	55,848	Cinergy Field
September 13	at Detroit Lions	W	34-28*	66,354	Pontiac Silverdome/*OT
September 20	Green Bay Packers	L	6-13	56,346	Cinergy Field
September 27	at Baltimore Ravens	L	24-31	68,154	Ravens Stadium at Camden Yards/Sunday night
October 11	Pittsburgh Steelers	W	25-20	59,979	Cinergy Field
October 18	at Tennessee Oilers	L	14-44	33,288	Vanderbilt
October 25	at Oakland Raiders	L	10-27	40,089	Network Associates Coliseum
November 1	Denver Broncos	L	26-33	59,974	Cinergy Field
November 8	at Jacksonville Jaguars	L	11-24	67,040	ALLTEL
November 15	at Minnesota Vikings	L	3-24	64,232	Metrodome
November 22	Baltimore Ravens	L	13-20	52,571	Cinergy Field
November 29	Jacksonville Jaguars	L	17-34	55,432	Cinergy Field
December 6	Buffalo Bills	L	20-33	54,359	Cinergy Field
December 13	at Indianapolis Colts	L	26-39	55,179	RCA Dome
December 20	at Pittsburgh Steelers	W	25-24	52,017	Three Rivers
December 27	Tampa Bay Buccaneers	L	0-35	49,826	Cinergy Field
(Bye October 4)			268-452	Total regular-season home att.: 444,335	

1999

Record: 4-12-0 (5th in AFC Central); 2-6 at home; 2-6 on road**Head Coach:** Bruce Coslet

Date	Opponent	W-L	Score	Att.	Stadium/Notes
September 12	at Tennessee Titans	L	35-36	65,272	Adelphia Coliseum
September 19	San Diego Chargers	L	7-34	47,660	Cinergy Field
September 26	at Carolina Panthers	L	3-27	61,269	Ericsson
October 3	St. Louis Rams	L	10-38	45,481	Cinergy Field
October 10	at Cleveland Browns	W	18-17	73,048	Cleveland Browns
October 17	Pittsburgh Steelers	L	3-17	59,669	Cinergy Field
October 24	at Indianapolis Colts	L	10-31	55,996	RCA Dome
October 31	Jacksonville Jaguars	L	10-41	49,138	Cinergy Field
November 7	at Seattle Seahawks	L	20-37	66,303	Kingdome
November 14	Tennessee Titans	L	14-24	46,017	Cinergy Field
November 21	Baltimore Ravens	L	31-34	43,279	Cinergy Field
November 28	at Pittsburgh Steelers	W	27-20	50,907	Three Rivers
December 5	San Francisco 49ers	W	44-30	53,463	Cinergy Field
December 12	Cleveland Browns	W	44-28	59,972	Cinergy Field
December 26	at Baltimore Ravens	L	0-22	68,036	PSINet
January 2	at Jacksonville Jaguars	L	7-24	70,532	ALLTEL
(Bye December 19)			283-460	Total regular-season home att.: 404,679	

DOUBLE WHAMMY

Twice in Bengals history, two Cincinnati players have broken the 100-yard rushing mark in the same game.

On Oct. 29, 1972, in a 30-7 win vs. Houston, RB **Doug Dressler** gained 110 yards and HB **Essex Johnson** ran for 103 yards.

On Dec. 7, 1986, in a 31-7 victory at New England, HB **James Brooks** rushed for 163 yards and FB **Stanley Wilson** gained 120 yards.

2000

Record: 4-12-0 (5th in AFC Central); 3-5 at home; 1-7 on road**Head Coaches:** Bruce Coslet (0-3), Dick LeBeau (4-9)

Date	Opponent	W-L	Score	Att.	Stadium/Notes
September 10.....	Cleveland Browns.....	L	7-24	64,006.....	Paul Brown
September 17.....	at Jacksonville Jaguars.....	L	0-13	45,653.....	ALLTEL
September 24.....	at Baltimore Ravens.....	L	0-37	68,481.....	PSINet
October 1.....	Miami Dolphins.....	L	16-31	61,535.....	Paul Brown
October 8.....	Tennessee Titans.....	L	14-23	63,406.....	Paul Brown
October 15.....	at Pittsburgh Steelers.....	L	0-15	54,328.....	Three Rivers
October 22.....	Denver Broncos.....	W	31-21	61,603.....	Paul Brown
October 29.....	at Cleveland Browns.....	W	12-3	73,118.....	Cleveland Browns
November 5.....	Baltimore Ravens.....	L	7-27	54,759.....	Paul Brown
November 12.....	at Dallas Cowboys.....	L	6-23	62,170.....	Texas
November 19.....	at New England Patriots.....	L	13-16	60,292.....	Foxboro
November 26.....	Pittsburgh Steelers.....	L	28-48	63,925.....	Paul Brown
December 3.....	Arizona Cardinals.....	W	24-13	50,289.....	Paul Brown
December 10.....	at Tennessee Titans.....	L	3-35	68,498.....	Adelphia Coliseum
December 17.....	Jacksonville Jaguars.....	W	17-14	50,469.....	Paul Brown
December 24.....	at Philadelphia Eagles.....	L	7-16	64,902.....	Veterans
(Bye September 3)			185-359	Total regular-season home att.: 469,992	

2001

Record: 6-10-0 (6th in AFC Central); 4-4 at home; 2-6 on road**Head Coach:** Dick LeBeau

Date	Opponent	W-L	Score	Att.	Stadium/Notes
September 9.....	New England Patriots.....	W	23-17	51,521.....	Paul Brown
September 16.....	at Tennessee Titans —	NFL games not played as result of Sept. 11 terrorist attacks; game rescheduled for Jan. 6			
September 23.....	Baltimore Ravens.....	W	21-10	51,121.....	Paul Brown
September 30.....	at San Diego Chargers.....	L	14-28	56,048.....	Qualcomm
October 7.....	at Pittsburgh Steelers.....	L	7-16	62,335.....	Heinz Field
October 14.....	Cleveland Browns.....	W	24-14	64,217.....	Paul Brown
October 21.....	Chicago Bears.....	L	0-24	63,408.....	Paul Brown
October 28.....	at Detroit Lions.....	W	31-27	69,343.....	Pontiac Silverdome
November 11.....	at Jacksonville Jaguars.....	L	13-30	57,161.....	ALLTEL
November 18.....	Tennessee Titans.....	L	7-20	63,865.....	Paul Brown
November 25.....	at Cleveland Browns.....	L	0-18	72,918.....	Cleveland Browns
December 2.....	Tampa Bay Buccaneers.....	L	13-16*	52,135.....	Paul Brown/*OT
December 9.....	Jacksonville Jaguars.....	L	10-14	44,920.....	Paul Brown
December 16.....	at New York Jets.....	L	14-15	77,745.....	Giants
December 23.....	at Baltimore Ravens.....	L	0-16	68,987.....	PSINet
December 30.....	Pittsburgh Steelers.....	W	26-23*	63,751.....	Paul Brown/*OT
January 6.....	at Tennessee Titans**.....	W	23-21	68,798.....	Adelphia Coliseum/**rescheduled from Sept. 16
(Bye November 4)			226-309	Total regular-season home att.: 454,938	

2002

Record: 2-14-0 (4th in AFC North); 1-7 at home; 1-7 on road**Head Coach:** Dick LeBeau

Date	Opponent	W-L	Score	Att.	Stadium/Notes
September 8.....	San Diego Chargers.....	L	6-34	53,705.....	Paul Brown
September 15.....	at Cleveland Browns.....	L	7-20	73,358.....	Cleveland Browns
September 22.....	at Atlanta Falcons.....	L	3-30	68,129.....	Georgia Dome/Sunday night
September 29.....	Tampa Bay Buccaneers.....	L	7-35	57,234.....	Paul Brown
October 6.....	at Indianapolis Colts.....	L	21-28	56,570.....	RCA Dome
October 13.....	Pittsburgh Steelers.....	L	7-34	63,900.....	Paul Brown
October 27.....	Tennessee Titans.....	L	24-30	52,822.....	Paul Brown
November 3.....	at Houston Texans.....	W	38-3	69,827.....	Reliant
November 10.....	at Baltimore Ravens.....	L	27-38	69,024.....	Ravens
November 17.....	Cleveland Browns.....	L	20-27	64,060.....	Paul Brown
November 24.....	at Pittsburgh Steelers.....	L	21-29	60,473.....	Heinz Field
December 1.....	Baltimore Ravens.....	L	23-27	44,878.....	Paul Brown
December 8.....	at Carolina Panthers.....	L	31-52	66,799.....	Ericsson
December 15.....	Jacksonville Jaguars.....	L	15-29	42,092.....	Paul Brown
December 22.....	New Orleans Saints.....	W	20-13	43,544.....	Paul Brown
December 29.....	at Buffalo Bills.....	L	9-27	47,850.....	Ralph Wilson
(Bye October 20)			279-456	Total regular-season home att.: 422,235	

WORST TO FIRST

Four times in their history, the Bengals have finished first in their division after finishing in last place the season before.

The Bengals followed a cellar season with a division title in 1970, '81, '88 and '90.

2003

Record: 8-8-0 (2nd in AFC North); 5-3 at home; 3-5 on road**Head Coach:** Marvin Lewis

Date	Opponent	W-L	Score	Att.	Stadium/Notes
September 7	Denver Broncos	L	10-30	63,820	Paul Brown
September 14	at Oakland Raiders	L	20-23	50,135	Network Associates Coliseum
September 21	Pittsburgh Steelers	L	10-17	64,596	Paul Brown
September 28	at Cleveland Browns	W	21-14	73,428	Cleveland Browns
October 5	at Buffalo Bills	L	16-22*	72,615	Ralph Wilson/* Overtime
October 19	Baltimore Ravens	W	34-26	53,553	Paul Brown
October 26	Seattle Seahawks	W	27-24	52,131	Paul Brown
November 2	at Arizona Cardinals	L	14-17	23,531	Sun Devil
November 9	Houston Texans	W	34-27	50,437	Paul Brown
November 16	Kansas City Chiefs	W	24-19	64,923	Paul Brown
November 23	at San Diego Chargers	W	34-27	52,069	Qualcomm
November 30	at Pittsburgh Steelers	W	24-20	58,797	Heinz Field
December 7	at Baltimore Ravens	L	13-31	69,468	M&T Bank
December 14	San Francisco 49ers	W	41-38	64,666	Paul Brown
December 21	at St. Louis Rams	L	10-27	66,061	Edward Jones Dome
December 28	Cleveland Browns	L	14-22	65,362	Paul Brown
(Bye October 12)			346-384	Total regular-season home att.: 479,488	

2004

Record: 8-8-0 (3rd in AFC North); 5-3 at home; 3-5 on road**Head Coach:** Marvin Lewis

Date	Opponent	W-L	Score	Att.	Stadium/Notes
September 12	at New York Jets	L	24-31	77,230	The Meadowlands
September 19	Miami Dolphins	W	16-13	65,705	Paul Brown/Sunday night
September 26	Baltimore Ravens	L	9-23	65,575	Paul Brown
October 3	at Pittsburgh Steelers	L	17-28	62,402	Heinz Field
October 17	at Cleveland Browns	L	17-34	73,263	Cleveland Browns
October 25	Denver Broncos	W	23-10	65,806	Paul Brown/Monday night
October 31	at Tennessee Titans	L	20-27	68,932	The Coliseum
November 7	Dallas Cowboys	W	26-3	65,721	Paul Brown
November 14	at Washington Redskins	W	17-10	87,786	FedExField
November 21	Pittsburgh Steelers	L	14-19	65,780	Paul Brown
November 28	Cleveland Browns	W	58-48	65,677	Paul Brown
December 5	at Baltimore Ravens	W	27-26	69,695	M&T Bank
December 12	at New England Patriots	L	28-35	68,756	Gillette
December 19	Buffalo Bills	L	17-33	65,378	Paul Brown
December 26	New York Giants	W	23-22	64,606	Paul Brown
January 2	at Philadelphia Eagles	W	38-10	67,074	Lincoln Financial Field
(Bye October 10)			374-372	Total regular-season home att.: 524,248	

2005

Record: 11-5-0 (1st in AFC North); 5-3 at home; 6-2 on road**Head Coach:** Marvin Lewis

Date	Opponent	W-L	Score	Att.	Stadium/Notes
September 11	at Cleveland Browns	W	27-13	73,013	Cleveland Browns
September 18	Minnesota Vikings	W	37-8	65,763	Paul Brown
September 25	at Chicago Bears	W	24-7	62,045	Soldier Field
October 2	Houston Texans	W	16-10	65,714	Paul Brown
October 9	at Jacksonville Jaguars	L	20-23	66,137	ALLTEL/Sunday night
October 16	at Tennessee Titans	W	31-23	69,149	The Coliseum
October 23	Pittsburgh Steelers	L	13-27	66,104	Paul Brown
October 30	Green Bay Packers	W	21-14	65,940	Paul Brown
November 6	at Baltimore Ravens	W	21-9	70,540	M&T Bank
November 20	Indianapolis Colts	L	37-45	65,995	Paul Brown
November 27	Baltimore Ravens	W	42-29	65,680	Paul Brown
December 4	at Pittsburgh Steelers	W	38-31	63,044	Heinz Field
December 11	Cleveland Browns	W	23-20	65,788	Paul Brown
December 18	at Detroit Lions	W	41-17	61,749	Ford Field
December 24	Buffalo Bills	L	27-37	65,485	Paul Brown/Saturday afternoon
January 1	at Kansas City Chiefs	L	3-37	77,211	Arrowhead
(Bye November 13)			421-350	Total regular-season home att.: 526,469	

AFC WILD CARD PLAYOFFS

January 8	Pittsburgh Steelers	L	17-31	65,870	Paul Brown
-----------	---------------------	---	-------	--------	------------

RECORD CROWD

The official attendance of 87,786 for Cincinnati's 17-10 win on Nov. 14, 2004 at FedExField in Washington was the largest ever for a Bengals regular-season game. The record for all Bengals games remains 92,045, recorded at the Los Angeles Coliseum for the 1990 season Divisional Playoff game against the Los Angeles Raiders on Jan. 13, 1991.

2006

Record: 8-8-0 (2nd in AFC North); 4-4 at home; 4-4 on road**Head Coach:** Marvin Lewis

Date	Opponent	W-L	Score	Att.	Stadium/Notes
September 10	at Kansas City Chiefs	W	23-10	77,956	Arrowhead
September 17	Cleveland Browns	W	34-17	66,072	Paul Brown
September 24	at Pittsburgh Steelers	W	28-20	64,922	Heinz Field
October 1	New England Patriots	L	13-38	66,035	Paul Brown
October 15	at Tampa Bay Buccaneers	L	13-14	65,732	Raymond James
October 22	Carolina Panthers	W	17-14	65,964	Paul Brown
October 29	Atlanta Falcons	L	27-29	65,978	Paul Brown
November 5	at Baltimore Ravens	L	20-26	70,792	M&T Bank
November 12	San Diego Chargers	L	41-49	65,917	Paul Brown
November 19	at New Orleans Saints	W	31-16	68,001	Louisiana Superdome
November 26	at Cleveland Browns	W	30-0	72,926	Cleveland Browns
November 30	Baltimore Ravens	W	13-7	65,973	Paul Brown/Thursday night
December 10	Oakland Raiders	W	27-10	65,882	Paul Brown
December 18	at Indianapolis Colts	L	16-34	57,292	RCA Dome/Monday night
December 24	at Denver Broncos	L	23-24	75,759	INVESCO Field at Mile High
December 31	Pittsburgh Steelers	L	17-23*	66,049	Paul Brown/*Overtime
(Bye October 8)			373-331	Total regular-season home att.: 527,870	

2007

Record: 7-9-0 (3rd in AFC North); 5-3 at home; 2-6 on road**Head Coach:** Marvin Lewis

Date	Opponent	W-L	Score	Att.	Stadium/Notes
September 10	Baltimore Ravens	W	27-20	66,093	Paul Brown/Monday night
September 16	at Cleveland Browns	L	45-51	72,801	Cleveland Browns
September 23	at Seattle Seahawks	L	21-24	68,110	Qwest Field
October 1	New England Patriots	L	13-34	66,113	Paul Brown/Monday night
October 14	at Kansas City Chiefs	L	20-27	76,846	Arrowhead
October 21	New York Jets	W	38-31	65,868	Paul Brown
October 28	Pittsburgh Steelers	L	13-24	66,188	Paul Brown
November 4	at Buffalo Bills	L	21-33	70,745	Ralph Wilson
November 11	at Baltimore Ravens	W	21-7	71,130	M&T Bank
November 18	Arizona Cardinals	L	27-35	65,403	Paul Brown
November 25	Tennessee Titans	W	35-6	65,489	Paul Brown
December 2	at Pittsburgh Steelers	L	10-24	58,842	Heinz Field/Sunday night
December 9	St. Louis Rams	W	19-10	65,143	Paul Brown
December 15	at San Francisco 49ers	L	13-20	68,053	Monster Park/Saturday night
December 23	Cleveland Browns	W	19-14	66,023	Paul Brown
December 30	at Miami Dolphins	W	38-25	70,461	Dolphin
(Bye October 7)			380-385	Total regular-season home att.: 526,320	

2008

Record: 4-11-1 (3rd in AFC North); 3-4-1 at home; 1-7 on road**Head Coach:** Marvin Lewis

Date	Opponent	W-L	Score	Att.	Stadium/Notes
September 7	at Baltimore Ravens	L	10-17	70,978	M&T Bank
September 14	Tennessee Titans	L	7-24	64,540	Paul Brown
September 21	at New York Giants	L	23-26*	79,276	Giants/*Overtime
September 28	Cleveland Browns	L	12-20	65,541	Paul Brown
October 5	at Dallas Cowboys	L	22-31	62,655	Texas
October 12	at New York Jets	L	14-26	78,161	The Meadowlands
October 19	Pittsburgh Steelers	L	10-38	65,860	Paul Brown
October 26	at Houston Texans	L	6-35	70,112	Reliant/rescheduled from Nov. 9
November 2	Jacksonville Jaguars	W	21-19	64,238	Paul Brown
November 16	Philadelphia Eagles	T	13-13*	64,633	Paul Brown/*Overtime
November 20	at Pittsburgh Steelers	L	10-27	59,854	Heinz Field/Thursday night
November 30	Baltimore Ravens	L	3-34	63,871	Paul Brown
December 7	at Indianapolis Colts	L	3-35	66,402	Lucas Oil
December 14	Washington Redskins	W	20-13	63,996	Paul Brown
December 21	at Cleveland Browns	W	14-0	72,361	Cleveland Browns
December 28	Kansas City Chiefs	W	16-6	63,984	Paul Brown
(Bye November 9)			204-364	Total regular-season home att.: 516,663	

RECORD SELLOUT STREAK

The entire 2008 Bengals home season was sold out in advance, and the Dec. 28 season finale vs. Kansas City officially brought the club's sellout streak to 44 (regular and postseason games).

That's a club record, surpassing a 43-game streak set at Riverfront Stadium from the 1988 opener through the '92 finale.

The current streak began against Kansas City on Nov. 16, 2003.

Total home attendance for the 2008 regular season was 516,663, ranked fifth in club history. The top five seasons have been recorded in the last five years. The club record, from 2006, is 527,870.

BENGALS ALL-TIME PRESEASON RESULTS

All-Time Preseason Record: 88-94-2

All games night games unless noted with (D).

1968 (2-3-0)

Date	Opponent	W-L	Score
August 3	Kansas City Chiefs.....	L	14-38
August 10	at Denver Broncos.....	L	13-15
August 17	Buffalo Bills.....	L	6-10
August 25 (D)	Pittsburgh Steelers-a.....	W	19-3
August 30	New York Jets-b.....	W	13-9
a-at Morgantown, W.Va.; b-at Memphis, Tenn.			

1969 (3-2-0)

Date	Opponent	W-L	Score
August 10 (D)	Boston Patriots-a.....	L	13-21
August 16	Kansas City Chiefs-b.....	L	7-23
August 23	Miami Dolphins.....	W	28-21
August 30	at Pittsburgh Steelers.....	W	23-13
September 6	Denver Broncos.....	W	13-11
a-at Bowling Green, Ohio; b-at Jackson, Miss.			

1970 (2-3-1)

Date	Opponent	W-L	Score
August 8	Washington Redskins.....	W	27-12
August 15	at Miami Dolphins.....	L	10-20
August 22	at St. Louis Cardinals.....	L	20-41
August 29	Cleveland Browns.....	W	31-24
September 5	at Green Bay Packers-a.....	T	10-10
September 12	Detroit Lions.....	L	14-31
a-at Milwaukee			

1971 (5-0-1)

Date	Opponent	W-L	Score
August 7	at Miami Dolphins.....	W	27-10
August 14	at Detroit Lions.....	W	31-24
August 23	Pittsburgh Steelers.....	W	20-13
August 28	St. Louis Cardinals.....	W	22-21
September 4	Green Bay Packers.....	W	27-24
September 11	at Washington Redskins.....	T	17-17

1972 (3-3-0)

Date	Opponent	W-L	Score
August 5	at Green Bay Packers.....	L	14-24
August 12	Detroit Lions.....	W	28-20
August 19	Miami Dolphins.....	L	17-35
August 28	at Philadelphia Eagles.....	W	34-20
September 3 (D)	Cleveland Browns-a.....	W	27-21
September 9	Atlanta Falcons.....	L	14-44
a-at Columbus, Ohio			

1973 (4-2-0)

Date	Opponent	W-L	Score
August 4	at Miami Dolphins.....	L	13-14
August 11	Philadelphia Eagles.....	W	45-21
August 19 (D)	Cleveland Browns-a.....	L	6-24
August 24	at Detroit Lions.....	W	17-10
September 1	Atlanta Falcons.....	W	31-20
September 8	Green Bay Packers.....	W	13-10
a-at Columbus, Ohio			

1974 (4-2-0)

Date	Opponent	W-L	Score
August 3	Miami Dolphins.....	W	19-13
August 10	Philadelphia Eagles.....	W	35-21
August 17	at Atlanta Falcons.....	W	13-7 (OT)
August 26	Detroit Lions.....	W	27-14
September 1 (D)	Cleveland Browns-a.....	L	17-21
September 6	at Green Bay Packers-b.....	L	24-26
a-at Columbus, Ohio; b-at Milwaukee			

1975 (4-3-0)

Date	Opponent	W-L	Score
August 2 (D)	Washington Redskins-a.....	L	9-17
August 9	at Miami Dolphins.....	L	3-7
August 15	at Buffalo Bills.....	W	38-28
August 23	Green Bay Packers.....	W	27-10
August 28	at Philadelphia Eagles.....	L	20-30
September 6 (D)	at Detroit Lions.....	W	22-14
September 13	New Orleans Saints.....	W	20-0
a-Hall of Fame Game at Canton, Ohio			

1976 (4-2-0)

Date	Opponent	W-L	Score
July 31	at Green Bay Packers.....	W	23-17
August 7	Buffalo Bills.....	W	31-10
August 14	Detroit Lions.....	W	26-14
August 22 (D)	at Minnesota Vikings.....	L	17-23
August 28	at New Orleans Saints.....	L	10-13
September 4	at Tampa Bay Buccaneers.....	W	24-13

1977 (5-1-0)

Date	Opponent	W-L	Score
August 6	at Green Bay Packers.....	L	20-23
August 13	Tampa Bay Buccaneers.....	W	45-0
August 21 (D)	at Detroit Lions.....	W	17-13
August 27	at St. Louis Cardinals.....	W	33-9
September 3	Minnesota Vikings.....	W	26-7
September 10	at Chicago Bears.....	W	24-6

1978 (2-2-0)

Date	Opponent	W-L	Score
August 5	at Tampa Bay Buccaneers.....	L	0-17
August 12	Detroit Lions.....	L	10-14
August 19	Chicago Bears.....	W	27-3
August 26	at Green Bay Packers-a.....	W	17-14
a-at Milwaukee			

1979 (2-2-0)

Date	Opponent	W-L	Score
August 4	at Detroit Lions.....	W	40-28
August 11	Green Bay Packers.....	W	20-5
August 18	at Chicago Bears.....	L	13-17
August 25	Tampa Bay Buccaneers.....	L	13-24

1980 (1-3-0)

Date	Opponent	W-L	Score
August 9	at Denver Broncos.....	L	6-17
August 16	Chicago Bears.....	W	21-3
August 23	at Tampa Bay Buccaneers.....	L	14-20 (OT)
August 30	Detroit Lions.....	L	10-15

1981 (2-2-0)

Date	Opponent	W-L	Score
August 8	at Tampa Bay Buccaneers.....	W	24-17
August 15	at Detroit Lions.....	W	30-20
August 22	at Chicago Bears.....	L	21-24
August 29	Denver Broncos.....	L	20-24

1982 (1-3-0)

Date	Opponent	W-L	Score
August 13	at Kansas City Chiefs.....	L	20-26
August 20	at Green Bay Packers-a.....	L	27-41
August 28	Detroit Lions.....	L	23-27
September 3	Washington Redskins.....	W	28-21
a-at Milwaukee			

1983 (0-4-0)

Date	Opponent	W-L	Score
August 6	Kansas City Chiefs.....	L	7-24
August 12	at Washington Redskins.....	L	23-27
August 18	New York Jets.....	L	17-20 (OT)
August 27	at Detroit Lions.....	L	7-34

1984 (3-1-0)

Date	Opponent	W-L	Score
August 4	at New York Jets.....	W	21-15
August 11	at Tampa Bay Buccaneers.....	L	13-21
August 18	at Chicago Bears.....	W	25-17
August 24	Detroit Lions.....	W	35-14

1985 (2-2-0)

Date	Opponent	W-L	Score
August 10	Kansas City Chiefs.....	L	27-35
August 17	New York Jets.....	W	24-20
August 23	at Detroit Lions.....	L	17-31
August 30	at Indianapolis Colts.....	W	31-21

1986 (1-3-0)

Date	Opponent	W-L	Score
August 9	at Kansas City Chiefs	L	0-20
August 16	at New York Jets	L	17-28
August 23	Green Bay Packers	W	34-12
August 29	Detroit Lions	L	20-30

1987 (2-2-0)

Date	Opponent	W-L	Score
August 15	at Tampa Bay Buccaneers	W	31-30
August 22	at Detroit Lions	L	9-23
August 29	at Green Bay Packers	W	28-20
September 4	New Orleans Saints	L	14-26

1988 (4-1-0)

Date	Opponent	W-L	Score
July 30 (D)	Los Angeles Rams-a	W	14-7
August 6	at Kansas City Chiefs	L	21-34
August 13	at Buffalo Bills	W	24-13
August 20	Detroit Lions	W	24-7
August 26	at New England Patriots	W	27-21
a-Hall of Fame Game at Canton, Ohio			

1989 (2-2-0)

Date	Opponent	W-L	Score
August 13	Buffalo Bills	W	24-20
August 19	at Detroit Lions	W	35-3
August 28	at New Orleans Saints	L	10-27
September 1	at Minnesota Vikings	L	10-17

1990 (1-3-0)

Date	Opponent	W-L	Score
August 11	at Tampa Bay Buccaneers	L	17-30
August 18	at Atlanta Falcons	L	17-34
August 24	at New England Patriots	W	13-10 (OT)
August 31	Detroit Lions	L	24-26

1991 (2-2-0)

Date	Opponent	W-L	Score
August 2	at Detroit Lions	L	20-24
August 10	Philadelphia Eagles	L	24-29
August 17	Minnesota Vikings	W	27-24 (OT)
August 24	at Green Bay Packers-a	W	19-16 (OT)
a-at Milwaukee			

1992 (2-2-0)

Date	Opponent	W-L	Score
August 9	at New York Giants	L	7-13
August 15	at Philadelphia Eagles	L	17-27
August 22	Indianapolis Colts	W	20-0
August 28	Detroit Lions	W	34-17

1993 (2-2-0)

Date	Opponent	W-L	Score
August 7	New York Giants	L	16-27
August 14	at Indianapolis Colts	W	24-7
August 20	at Detroit Lions	L	7-30
August 27	Philadelphia Eagles	W	23-3

1994 (1-3-0)

Date	Opponent	W-L	Score
August 6	at Tampa Bay Buccaneers	L	16-17
August 13	Indianapolis Colts	L	21-26
August 20	at Philadelphia Eagles	L	7-17
August 26	Detroit Lions	W	38-14

1995 (1-3-0)

Date	Opponent	W-L	Score
August 4	at Indianapolis Colts	W	34-21
August 11	Tampa Bay Buccaneers	L	7-31
August 17	at Detroit Lions	L	13-20
August 25	New York Jets	L	24-30

1996 (2-2-0)

Date	Opponent	W-L	Score
August 3	Indianapolis Colts	W	28-25
August 10	at Arizona Cardinals	L	10-13
August 16	at Washington Redskins	W	28-7
August 23	Detroit Lions	L	17-24

1997 (2-2-0)

Date	Opponent	W-L	Score
August 1	at Indianapolis Colts	L	16-20
August 8	at Detroit Lions	W	27-23
August 16	Minnesota Vikings	W	37-13
August 22	Seattle Seahawks	L	28-31

1998 (1-3-0)

Date	Opponent	W-L	Score
August 8	at New York Giants	L	17-24
August 17	Indianapolis Colts	L	27-30
August 22	Detroit Lions	W	33-19
August 28	at Atlanta Falcons	L	0-17

1999 (0-4-0)

Date	Opponent	W-L	Score
August 14	at Indianapolis Colts	L	17-20
August 20	at Detroit Lions	L	0-16
August 28	Buffalo Bills	L	3-30
September 3	Atlanta Falcons	L	16-28

2000 (1-3-0)

Date	Opponent	W-L	Score
August 4	at Buffalo Bills	L	20-21
August 11	at Atlanta Falcons	L	16-31
August 19	Chicago Bears	W	24-20
August 25	Detroit Lions	L	13-21

2001 (1-3-0)

Date	Opponent	W-L	Score
August 4	at Chicago Bears	L	13-16 (OT)
August 10	at Detroit Lions	W	27-24
August 25	Buffalo Bills	L	10-20
August 30	Indianapolis Colts	L	17-23

2002 (2-2-0)

Date	Opponent	W-L	Score
August 9	at Buffalo Bills	W	24-17
August 17	at Indianapolis Colts	W	22-10
August 24	New Orleans Saints	L	23-31
August 29	Atlanta Falcons	L	14-27

2003 (1-3-0)

Date	Opponent	W-L	Score
August 10 (D)	at New York Jets	L	13-28
August 16	Detroit Lions	W	23-10
August 23	Tennessee Titans	L	15-23
August 29	at Indianapolis Colts	L	20-21

2004 (2-2-0)

Date	Opponent	W-L	Score
August 16	at Tampa Bay Buccaneers	L	6-20
August 21	New England Patriots	W	31-3
August 28	at Atlanta Falcons	L	10-37
September 3	Indianapolis Colts	W	16-13

2005 (2-2-0)

Date	Opponent	W-L	Score
August 12	New England Patriots	L	13-23
August 19	at Washington Redskins	W	24-17
August 26	at Philadelphia Eagles	L	17-27
September 2	Indianapolis Colts	W	38-0

2006 (4-0-0)

Date	Opponent	W-L	Score
August 13	Washington Redskins	W	19-3
August 18	at Buffalo Bills	W	44-31
August 28	Green Bay Packers	W	48-17
September 1	at Indianapolis Colts	W	20-3

2007 (1-3-0)

Date	Opponent	W-L	Score
August 9	at Detroit Lions	L	26-27
August 18	New Orleans Saints	L	19-27
August 27	at Atlanta Falcons	L	19-24
August 31	Indianapolis Colts	W	14-6

2008 (2-2-0)

Date	Opponent	W-L	Score
August 11	at Green Bay Packers	W	20-17
August 17	Detroit Lions	L	10-27
August 23	New Orleans Saints	L	0-13
August 28	at Indianapolis Colts	W	27-7

BENGALS ALL-TIME RESULTS BY OPPONENTS

ARIZONA CARDINALS

Bengals Lead Regular
Season Series 5-4-0
(Cardinals franchise known as
Phoenix prior to 1994 and in St.
Louis prior to 1988)

Year	Site	Result
1973	Cincinnati	W, 42-24
1979	Cincinnati	W, 34-28
1985	St. Louis	L, 27-41
1988	Cincinnati	W, 21-14
1994	Arizona	L, 7-28
1997	Cincinnati	W, 24-21
2000	Cincinnati	W, 24-13
2003	Arizona	L, 14-17
2007	Cincinnati	L, 27-35

ATLANTA FALCONS

Bengals Lead Regular
Season Series 7-4-0

Year	Site	Result
1971	Cincinnati	L, 6-9
1975	Atlanta	W, 21-14
1978	Cincinnati	W, 37-7
1981	Atlanta	W, 30-28
1984	Cincinnati	W, 35-14
1987	Atlanta	W, 16-10
1990	Atlanta	L, 17-38
1993	Cincinnati	W, 21-17
1996	Cincinnati	W, 41-31
2002	Atlanta	L, 3-30
2006	Cincinnati	L, 27-29

BALTIMORE RAVENS

Ravens Lead Regular
Season Series 15-11-0

Year	Site	Result
1996	Baltimore	W, 24-21
	Cincinnati	W, 21-14
1997	Baltimore	L, 10-23
	Cincinnati	W, 16-14
1998	Baltimore	L, 24-31
	Cincinnati	L, 13-20
1999	Cincinnati	L, 31-34
	Baltimore	L, 0-22
2000	Baltimore	L, 0-37
	Cincinnati	L, 7-27
2001	Cincinnati	W, 21-10
	Baltimore	L, 0-16
2002	Baltimore	L, 27-38
	Cincinnati	L, 23-27
2003	Cincinnati	W, 34-26
	Baltimore	L, 13-31
2004	Cincinnati	L, 9-23
	Baltimore	W, 27-26
2005	Baltimore	W, 21-9
	Cincinnati	W, 42-29
2006	Baltimore	L, 20-26
	Cincinnati	W, 13-7
2007	Cincinnati	W, 27-20
	Baltimore	W, 21-7
2008	Baltimore	L, 10-17
	Cincinnati	L, 3-34

BUFFALO BILLS

Bills Lead Regular Season
Series 14-9-0;
Bengals Lead Postseason
Series 2-0

Year	Site	Result
1968	Cincinnati	W, 34-23
1969	Buffalo	L, 13-16
1970	Buffalo	W, 43-14
1973	Buffalo	W, 16-13
1975	Cincinnati	W, 33-24
1978	Buffalo	L, 0-5
1979	Buffalo	L, 24-51
1980	Cincinnati	L, 0-14
1981	Cincinnati	W, 27-24 (OT)
	* Cincinnati	W, 28-21
1983	Cincinnati	L, 6-10
1984	Cincinnati	W, 52-21
1985	Buffalo	W, 23-17
1986	Cincinnati	W, 36-33 (OT)
1988	Cincinnati	W, 35-21
	** Cincinnati	W, 21-10
1989	Buffalo	L, 7-24
1991	Buffalo	L, 16-35
1996	Buffalo	L, 17-31
1998	Cincinnati	L, 20-33
2002	Buffalo	L, 9-27
2003	Buffalo	L, 16-22 (OT)
2004	Cincinnati	L, 17-33
2005	Cincinnati	L, 27-37
2007	Buffalo	L, 21-33
*AFC Divisional Playoff		
**AFC Championship		

CAROLINA PANTHERS

Panthers Lead Regular
Season Series 2-1-0

Year	Site	Result
1999	Carolina	L, 3-27
2002	Carolina	L, 31-52
2006	Cincinnati	W, 17-14

CHICAGO BEARS

Bengals Lead Regular
Season Series 5-3-0

Year	Site	Result
1972	Chicago	W, 13-3
1980	Chicago	W, 17-14 (OT)
1986	Cincinnati	L, 7-44
1989	Chicago	L, 14-17
1992	Chicago	W, 31-28 (OT)
1995	Cincinnati	W, 16-10
2001	Cincinnati	L, 0-24
2005	Chicago	W, 24-7

CLEVELAND BROWNS

Bengals Lead Regular
Season Series 36-35-0

Year	Site	Result
1970	Cleveland	L, 27-30
	Cincinnati	W, 14-10
1971	Cincinnati	L, 24-27
	Cleveland	L, 27-31
1972	Cleveland	L, 6-27
	Cincinnati	L, 24-27
1973	Cleveland	L, 10-17
	Cincinnati	W, 34-17
1974	Cincinnati	W, 33-7
	Cleveland	W, 34-24
1975	Cincinnati	W, 24-17
	Cleveland	L, 23-35

1976	Cleveland	W, 45-24
	Cincinnati	W, 21-6
1977	Cincinnati	L, 3-13
	Cleveland	W, 10-7
1978	Cleveland	L, 10-13 (OT)
	Cincinnati	W, 48-16
1979	Cleveland	L, 27-28
	Cincinnati	W, 16-12
1980	Cleveland	L, 7-31
	Cincinnati	L, 24-27
1981	Cincinnati	L, 17-20
	Cleveland	W, 41-21
1982	Cincinnati	W, 23-10
1983	Cleveland	L, 7-17
	Cincinnati	W, 28-21
1984	Cincinnati	W, 12-9
	Cleveland	W, 20-17 (OT)
1985	Cincinnati	W, 27-10
	Cleveland	L, 6-24
1986	Cleveland	W, 30-13
	Cincinnati	L, 3-34
1987	Cincinnati	L, 0-34
	Cleveland	L, 24-38
1988	Cincinnati	W, 24-17
	Cleveland	L, 16-23
1989	Cincinnati	W, 21-14
	Cleveland	W, 21-0
1990	Cleveland	W, 34-13
	Cincinnati	W, 21-14
1991	Cleveland	L, 13-14
	Cincinnati	W, 23-21
1992	Cincinnati	W, 30-10
	Cleveland	L, 21-37
1993	Cleveland	L, 14-27
	Cincinnati	L, 17-28
1994	Cincinnati	L, 20-28
	Cleveland	L, 13-37
1995	Cincinnati	L, 26-29 (OT)
	Cleveland	L, 10-26
1999	Cleveland	W, 18-17
	Cincinnati	W, 44-28
2000	Cincinnati	L, 7-24
	Cleveland	W, 12-3
2001	Cincinnati	W, 24-14
	Cleveland	L, 0-18
2002	Cleveland	L, 7-20
	Cincinnati	L, 20-27
2003	Cleveland	W, 21-14
	Cincinnati	L, 14-22
2004	Cleveland	L, 17-34
	Cincinnati	W, 58-48
2005	Cleveland	W, 27-13
	Cincinnati	W, 23-20
2006	Cincinnati	W, 34-17
	Cleveland	W, 30-0
2007	Cleveland	L, 45-51
	Cincinnati	W, 19-14
2008	Cincinnati	L, 12-20
	Cleveland	W, 14-0

DALLAS COWBOYS

Cowboys Lead Regular
Season Series 6-4-0

Year	Site	Result
1973	Dallas	L, 10-38
1979	Dallas	L, 13-38
1985	Cincinnati	W, 50-24
1988	Dallas	W, 38-24
1991	Dallas	L, 23-35
1994	Cincinnati	L, 20-23
1997	Cincinnati	W, 31-24
2000	Dallas	L, 6-23
2004	Cincinnati	W, 26-3
2008	Dallas	L, 22-31

DENVER BRONCOS

Broncos Lead Regular
Season Series 16-8-0

Year	Site	Result
1968	Cincinnati	W, 24-10
	Denver	L, 7-10
1969	Cincinnati	L, 23-30
	Denver	L, 16-27
1971	Denver	W, 24-10
1972	Cincinnati	W, 21-10
1973	Denver	L, 10-28
1975	Denver	W, 17-16
1976	Cincinnati	W, 17-17
1977	Cincinnati	L, 13-24
1979	Denver	L, 0-10
1981	Cincinnati	W, 38-21
1983	Denver	L, 17-24
1984	Denver	L, 17-20
1986	Denver	L, 28-34
1991	Denver	L, 14-45
1994	Denver	L, 13-15
1996	Cincinnati	L, 10-14
1997	Denver	L, 20-38
1998	Cincinnati	L, 26-33
2000	Cincinnati	W, 31-21
2003	Cincinnati	L, 10-30
2004	Cincinnati	W, 23-10
2006	Denver	L, 23-24

DETROIT LIONS

Bengals Lead Regular
Season Series 6-3-0

Year	Site	Result
1970	Detroit	L, 3-38
1974	Cincinnati	L, 19-23
1983	Cincinnati	W, 17-9
1986	Detroit	W, 24-17
1989	Cincinnati	W, 42-7
1992	Cincinnati	L, 13-19
1998	Detroit	W, 34-28 (OT)
2001	Detroit	W, 17-27
2005	Detroit	W, 41-17

GREEN BAY PACKERS

Regular Season Series
Tied 5-5-0

Year	Site	Result
1971	Green Bay	L, 17-20
1976	Cincinnati	W, 28-7
1977	Milwaukee	W, 17-7
1980	Green Bay	L, 9-14
1983	Cincinnati	W, 34-14
1986	Milwaukee	W, 34-28
1992	Green Bay	L, 23-24
1995	Green Bay	L, 10-24
1998	Cincinnati	L, 6-13
2005	Cincinnati	W, 21-14

HOUSTON TEXANS

Bengals Lead Regular
Season Series 3-1-0

Year	Site	Result
2002	Houston	W, 38-3
2003	Cincinnati	W, 34-27
2005	Cincinnati	W, 16-10
2008	Houston	L, 6-35

INDIANAPOLIS COLTSColts Lead Regular Season
Series 15-8-0;Colts Lead Postseason
Series 1-0*(Colts franchise in Baltimore
prior to 1984)*

Year	Site	Result
1970	* Baltimore	L, 0-17
1972	Cincinnati	L, 19-20
1974	Baltimore	W, 24-14
1976	Baltimore	L, 27-28
1979	Baltimore	L, 28-38
1980	Cincinnati	W, 34-33
1981	Baltimore	W, 41-19
1982	Baltimore	W, 20-17
1983	Cincinnati	L, 31-34
1987	Indianapolis	W, 23-21
1989	Cincinnati	L, 12-23
1990	Cincinnati	L, 20-34
1992	Cincinnati	L, 17-21
1993	Cincinnati	L, 6-9
1994	Cincinnati	L, 13-17
1995	Indianapolis	W, 24-21 (OT)
1996	Cincinnati	W, 31-24
1997	Indianapolis	W, 28-13
1998	Indianapolis	L, 26-39
1999	Indianapolis	L, 10-31
2002	Indianapolis	L, 21-28
2005	Cincinnati	L, 37-45
2006	Indianapolis	L, 16-34
2008	Indianapolis	L, 3-35

*AFC Divisional Playoff

**JACKSONVILLE
JAGUARS**Jaguars Lead Regular
Season Series 11-6-0

Year	Site	Result
1995	Cincinnati	W, 24-17
	Jacksonville	W, 17-13
1996	Cincinnati	W, 28-21
	Jacksonville	L, 27-30
1997	Jacksonville	L, 13-21
	Cincinnati	W, 31-26
1998	Jacksonville	L, 11-24
	Cincinnati	L, 17-34
1999	Cincinnati	L, 10-41
	Jacksonville	L, 7-24
2000	Jacksonville	L, 0-13
	Cincinnati	W, 17-14
2001	Jacksonville	L, 13-30
	Cincinnati	L, 10-14
2002	Cincinnati	L, 15-29
2005	Jacksonville	L, 20-23
2008	Cincinnati	W, 21-19

KANSAS CITY CHIEFSChiefs Lead Regular Season
Series 13-12-0

Year	Site	Result
1968	Kansas City	L, 3-13
	Cincinnati	L, 9-16
1969	Cincinnati	W, 24-19
	Kansas City	L, 22-42
1970	Cincinnati	L, 19-27
1972	Kansas City	W, 23-16
1973	Cincinnati	W, 14-6
1974	Cincinnati	W, 33-6
1976	Kansas City	W, 27-24
1977	Kansas City	W, 27-7
1978	Cincinnati	L, 23-24
1979	Cincinnati	L, 7-10
1980	Kansas City	W, 20-6
1983	Kansas City	L, 15-20
1984	Cincinnati	L, 22-27

1986	Kansas City	L, 14-24
1987	Cincinnati	W, 30-27 (OT)
1988	Kansas City	L, 28-31
1989	Kansas City	W, 21-17
1993	Kansas City	L, 15-17
2003	Cincinnati	W, 24-19
2005	Kansas City	L, 3-37
2006	Kansas City	W, 23-10
2007	Kansas City	L, 20-27
2008	Cincinnati	W, 16-6

MIAMI DOLPHINSDolphins Lead Regular
Season Series 12-5-0;
Dolphins Lead Postseason
Series 1-0

Year	Site	Result
1968	Cincinnati	L, 22-24
	Miami	W, 38-21
1969	Cincinnati	W, 27-21
1971	Cincinnati	L, 13-23
1973	* Miami	L, 16-34
1974	Miami	L, 3-24
1977	Cincinnati	W, 23-17
1978	Miami	L, 0-21
1980	Miami	L, 16-17
1983	Miami	L, 14-38
1987	Cincinnati	L, 14-20
1989	Cincinnati	L, 13-20
1991	Miami	L, 13-37
1994	Cincinnati	L, 7-23
1995	Cincinnati	L, 23-26
2000	Cincinnati	L, 16-31
2004	Cincinnati	W, 16-13
2007	Miami	W, 38-25

*AFC Divisional Playoff Game

MINNESOTA VIKINGSRegular Season Series
Tied 5-5-0

Year	Site	Result
1973	Cincinnati	W, 27-0
1977	Minnesota	L, 10-42
1980	Cincinnati	W, 14-0
1983	Minnesota	L, 14-20
1986	Cincinnati	W, 24-20
1989	Minnesota	L, 21-29
1992	Cincinnati	L, 7-42
1995	Cincinnati	W, 27-24
1998	Minnesota	L, 3-24
2005	Cincinnati	W, 37-8

**NEW ENGLAND
PATRIOTS**Patriots Lead Regular
Season Series 13-8-0
*(Patriots franchise in Boston
prior to 1971)*

Year	Site	Result
1968	Boston	L, 14-33
1969	Cincinnati	L, 14-25
1970	Cincinnati	W, 45-7
1972	New England	W, 31-7
1975	Cincinnati	W, 27-10
1978	Cincinnati	L, 3-10
1979	Cincinnati	L, 14-20
1984	New England	L, 14-20
1985	New England	L, 23-34
1986	New England	W, 31-7
1988	New England	L, 21-27
1990	Cincinnati	W, 41-7
1991	Cincinnati	W, 29-7
1992	Cincinnati	W, 20-10
1993	New England	L, 2-7
1994	Cincinnati	L, 28-31
2000	New England	L, 13-16

2001	Cincinnati	W, 23-17
2004	New England	L, 28-35
2006	Cincinnati	L, 13-38
2007	Cincinnati	L, 13-34

**NEW ORLEANS
SAINTS**Bengals Lead Regular
Season Series 6-5-0

Year	Site	Result
1970	Cincinnati	W, 26-6
1975	New Orleans	W, 21-0
1978	Cincinnati	L, 18-20
1981	New Orleans	L, 7-17
1984	New Orleans	W, 24-21
1987	Cincinnati	L, 24-41
1990	Cincinnati	L, 7-21
1993	New Orleans	L, 13-20
1996	Cincinnati	W, 30-15
2002	Cincinnati	W, 20-13
2006	New Orleans	W, 31-16

NEW YORK GIANTSBengals Lead Regular
Season Series 5-3-0

Year	Site	Result
1972	Cincinnati	W, 13-10
1977	Cincinnati	W, 30-13
1985	Cincinnati	W, 35-30
1991	Cincinnati	W, 27-24
1994	New York	L, 20-27
1997	New York	L, 27-29
2004	Cincinnati	W, 23-22
2008	New York	L, 23-26 (OT)

NEW YORK JETSJets Lead Regular Season
Series 13-7-0;
Jets Lead Postseason
Series 1-0

Year	Site	Result
1968	New York	L, 14-27
1969	Cincinnati	L, 7-21
	New York	L, 7-40
1971	New York	L, 21-35
1973	Cincinnati	W, 20-14
1976	New York	W, 42-3
1981	New York	W, 31-30
1982	* Cincinnati	L, 17-44
1984	New York	L, 23-43
1985	Cincinnati	L, 20-29
1986	Cincinnati	W, 52-21
1987	New York	L, 20-27
1988	Cincinnati	W, 36-19
1990	Cincinnati	W, 25-20
1992	New York	L, 14-17
1993	New York	L, 12-17
1997	Cincinnati	L, 14-31
2001	New York	L, 14-15
2004	New York	L, 24-31
2007	Cincinnati	W, 38-31
2008	New York	L, 14-26

*AFC First-Round Playoff

OAKLAND RAIDERSRaiders Lead Regular
Season Series 17-8-0;
Raiders Lead Postseason
Series 2-0
*(Raiders franchise in Los
Angeles from 1982-94)*

Year	Site	Result
1968	Oakland	L, 10-31
	Cincinnati	L, 0-34
1969	Cincinnati	W, 31-17
	Oakland	L, 17-37

1970	Cincinnati	W, 31-21
1971	Oakland	L, 27-31
1972	Cincinnati	L, 14-20
1974	Oakland	L, 27-30
1975	Cincinnati	W, 14-10
	* Oakland	L, 28-31
1976	Oakland	L, 20-35
1978	Cincinnati	L, 21-34
1980	Oakland	L, 17-28
1982	Cincinnati	W, 31-17
1983	Cincinnati	L, 10-20
1985	Los Angeles	L, 6-13
1988	Los Angeles	W, 45-21
1989	Los Angeles	L, 7-28
1990	Los Angeles	L, 7-24
	* Los Angeles	L, 10-20
1991	Cincinnati	L, 14-38
1992	Cincinnati	W, 24-21 (OT)
1993	Cincinnati	W, 16-10
1995	Cincinnati	L, 17-20
1998	Oakland	L, 10-27
2003	Oakland	L, 20-23
2006	Cincinnati	W, 27-10

*AFC Divisional Playoff Game

**PHILADELPHIA
EAGLES**Bengals Lead Regular
Season Series 7-3-1

Year	Site	Result
1971	Cincinnati	W, 37-14
1975	Philadelphia	W, 31-0
1979	Cincinnati	W, 37-13
1982	Philadelphia	W, 18-14
1988	Philadelphia	W, 28-24
1991	Philadelphia	L, 10-17
1994	Cincinnati	W, 33-30
1997	Philadelphia	L, 42-44
2000	Philadelphia	L, 7-16
2004	Philadelphia	W, 38-10
2008	Cincinnati	T, 13-13 (OT)

**PITTSBURGH
STEELERS**Steelers Lead Regular
Season Series 47-30-0;
Steelers Lead Postseason
Series 1-0

Year	Site	Result
1970	Pittsburgh	L, 10-21
	Cincinnati	W, 34-7
1971	Pittsburgh	L, 10-21
	Cincinnati	L, 13-21
1972	Cincinnati	W, 15-10
	Pittsburgh	L, 17-40
1973	Cincinnati	W, 19-7
	Pittsburgh	L, 13-20
1974	Cincinnati	W, 17-10
	Pittsburgh	L, 3-27
1975	Cincinnati	L, 24-30
	Pittsburgh	L, 14-35
1976	Pittsburgh	L, 6-23
	Cincinnati	L, 3-7
1977	Pittsburgh	L, 20-20
	Cincinnati	W, 17-10
1978	Cincinnati	L, 3-28
	Pittsburgh	L, 6-7
1979	Cincinnati	W, 34-10
	Pittsburgh	L, 17-37
1980	Cincinnati	W, 30-28
	Pittsburgh	W, 17-16
1981	Cincinnati	W, 34-7
	Pittsburgh	W, 17-10
1982	Pittsburgh	L, 20-26 (OT)
1983	Cincinnati	L, 14-24
	Pittsburgh	W, 23-10

(continued)

1984	Pittsburgh	L, 17-38
	Cincinnati	W, 22-20
1985	Pittsburgh	W, 37-24
	Cincinnati	W, 26-21
1986	Cincinnati	W, 24-22
	Pittsburgh	L, 9-30
1987	Pittsburgh	L, 20-23
	Cincinnati	L, 16-30
1988	Pittsburgh	W, 17-12
	Cincinnati	W, 42-7
1989	Cincinnati	W, 41-10
	Pittsburgh	W, 26-16
1990	Cincinnati	W, 27-3
	Pittsburgh	W, 16-12
1991	Cincinnati	L, 27-33 (OT)
	Pittsburgh	L, 10-17
1992	Pittsburgh	L, 0-20
	Cincinnati	L, 9-21
1993	Pittsburgh	L, 7-34
	Cincinnati	L, 16-24
1994	Pittsburgh	L, 10-14
	Cincinnati	L, 15-38
1995	Pittsburgh	W, 27-9
	Cincinnati	L, 31-49
1996	Pittsburgh	L, 10-20
	Cincinnati	W, 34-24
1997	Cincinnati	L, 10-26
	Pittsburgh	L, 3-20
1998	Cincinnati	W, 25-20
	Pittsburgh	W, 25-24
1999	Cincinnati	L, 3-17
	Pittsburgh	W, 27-20
2000	Pittsburgh	L, 0-15
	Cincinnati	L, 28-48
2001	Pittsburgh	L, 7-16
	Cincinnati	W, 26-23 (OT)
2002	Cincinnati	L, 7-34
	Pittsburgh	L, 21-29
2003	Cincinnati	L, 10-17
	Pittsburgh	W, 24-20
2004	Pittsburgh	L, 17-28
	Cincinnati	L, 14-19
2005	Cincinnati	L, 13-27
	Pittsburgh	W, 38-31
	* Cincinnati	L, 17-31
2006	Pittsburgh	W, 28-20
	Cincinnati	L, 17-23 (OT)
2007	Cincinnati	L, 13-24
	Pittsburgh	L, 10-24
2008	Cincinnati	L, 10-38
	Pittsburgh	L, 10-27

*AFC Wild Card Playoff

ST. LOUIS RAMS

Bengals Lead Regular Season Series 6-5-0

(Rams franchise in Los Angeles prior to 1995)

Year	Site	Result
1972	Los Angeles	L, 12-15
1976	Cincinnati	W, 20-12
1978	Los Angeles	W, 20-19
1981	Cincinnati	W, 24-10
1984	Cincinnati	L, 14-24
1990	Los Angeles	W, 34-31 (OT)
1993	Cincinnati	W, 15-3
1996	St. Louis	L, 16-26
1999	Cincinnati	L, 10-38
2003	St. Louis	L, 10-27
2007	Cincinnati	W, 19-10

SAN DIEGO CHARGERS

Chargers Lead Regular Season Series 18-10-0;
Bengals Lead Postseason Series 1-0

Year	Site	Result
1968	San Diego	L, 13-29
	Cincinnati	L, 10-31
1969	Cincinnati	W, 34-20
	San Diego	L, 14-21
1970	San Diego	W, 17-14
1971	Cincinnati	W, 31-0
1973	San Diego	W, 20-13
1974	Cincinnati	L, 17-20
1975	Cincinnati	W, 47-17
1977	San Diego	L, 3-24
1978	San Diego	L, 13-22
1979	Cincinnati	L, 24-26
1980	Cincinnati	L, 14-31
1981	San Diego	W, 40-17
	* Cincinnati	W, 27-7
1982	San Diego	L, 34-50
1985	Cincinnati	L, 41-44
1987	Cincinnati	L, 9-10
1988	Cincinnati	W, 27-10
1990	San Diego	W, 21-16
1992	San Diego	L, 10-27
1994	San Diego	L, 10-27
1996	San Diego	L, 14-27
1997	Cincinnati	W, 38-31
1999	Cincinnati	L, 7-34
2001	San Diego	L, 14-28
2002	Cincinnati	L, 6-34
2003	San Diego	W, 34-27
2006	Cincinnati	L, 41-49

*AFC Championship

SAN FRANCISCO 49ERS

49ers Lead Regular Season Series 8-3-0;

49ers Lead Postseason Series 2-0

Year	Site	Result
1974	San Francisco	W, 21-3
1978	San Francisco	L, 12-28
1981	Cincinnati	L, 3-21
	* Pontiac, Mich.	L, 21-26
1984	San Francisco	L, 17-23
1987	Cincinnati	L, 26-27
1988	# Miami	L, 16-20
1990	Cincinnati	L, 17-20 (OT)
1993	San Francisco	L, 8-21
1996	San Francisco	L, 21-28
1999	Cincinnati	W, 44-30
2003	Cincinnati	W, 41-38
2007	San Francisco	L, 13-20

*Super Bowl XVI

#Super Bowl XXIII

SEATTLE SEAHAWKS

Seahawks Lead Regular Season Series 9-8-0;
Bengals Lead Postseason Series 1-0

Year	Site	Result
1977	Cincinnati	W, 42-20
1981	Cincinnati	W, 27-21
1982	Cincinnati	W, 24-10
1984	Cincinnati	L, 6-26
1985	Cincinnati	L, 24-28
1986	Cincinnati	W, 34-7
1987	Seattle	W, 17-10
1988	* Cincinnati	W, 21-13

1989	Cincinnati	L, 17-24
1990	Seattle	L, 16-31
1991	Cincinnati	L, 7-13
1992	Seattle	W, 21-3
1993	Cincinnati	L, 10-19
1994	Seattle	W, 20-17 (OT)
1995	Seattle	L, 21-24
1999	Seattle	L, 20-37
2003	Cincinnati	W, 27-24
2007	Seattle	L, 21-24

*AFC Divisional Playoff Game

TAMPA BAY BUCCANEERS

Buccaneers Lead Regular Season Series 6-3-0

Year	Site	Result
1976	Cincinnati	W, 21-0
1980	Cincinnati	L, 12-17
1983	Tampa Bay	W, 23-17
1989	Cincinnati	W, 56-23
1995	Tampa Bay	L, 16-19
1998	Cincinnati	L, 0-35
2001	Cincinnati	L, 13-16 (OT)
2002	Cincinnati	L, 7-35
2006	Tampa Bay	L, 13-14

TENNESSEE TITANS

Titans Lead Regular Season Series 39-31-1;

Bengals Lead Postseason Series 1-0

(Titans franchise in Houston prior to 1997 and known as Oilers prior to 1999)

Year	Site	Result
1968	Cincinnati	L, 17-27
1969	Houston	T, 31-31
1970	Cincinnati	L, 13-20
	Houston	W, 30-20
1971	Houston	L, 6-10
	Cincinnati	W, 28-13
1972	Cincinnati	W, 30-7
	Houston	W, 61-17
1973	Cincinnati	W, 24-10
	Houston	W, 27-24
1974	Cincinnati	L, 21-34
	Houston	L, 3-20
1975	Houston	W, 21-19
	Cincinnati	W, 23-19
1976	Houston	W, 27-7
	Cincinnati	W, 31-27
1977	Cincinnati	W, 13-10 (OT)
	Houston	L, 16-21
1978	Cincinnati	W, 28-13
	Houston	L, 10-17
1979	Cincinnati	L, 27-30 (OT)
	Houston	L, 21-42
1980	Cincinnati	L, 10-13
	Houston	L, 3-23
1981	Houston	L, 10-17
	Cincinnati	W, 34-21
1982	Cincinnati	W, 27-6
	Houston	W, 35-27
1983	Houston	W, 55-14
	Cincinnati	W, 38-10
1984	Cincinnati	W, 13-3
	Houston	W, 31-13
1985	Houston	L, 27-44
	Cincinnati	W, 45-27
1986	Cincinnati	W, 31-28
	Houston	L, 28-32
1987	Cincinnati	L, 29-31
	Houston	L, 17-21
1988	Cincinnati	W, 44-21
	Houston	L, 6-41

1989	Houston	L, 24-26
	Cincinnati	W, 61-7
1990	Houston	L, 17-48
	Cincinnati	W, 40-20
	* Cincinnati	W, 41-14
1991	Cincinnati	L, 7-30
	Houston	L, 3-35
1992	Cincinnati	L, 24-38
	Houston	L, 10-26
1993	Houston	L, 12-28
	Cincinnati	L, 3-38
1994	Houston	L, 13-20
	Cincinnati	W, 34-31
1995	Cincinnati	L, 28-38
	Houston	W, 32-25
1996	Cincinnati	L, 27-30 (OT)
	Houston	W, 21-13
1997	Tennessee	L, 7-30
	Cincinnati	W, 41-14
1998	Cincinnati	L, 14-23
	Tennessee	L, 14-44
1999	Tennessee	L, 35-36
	Cincinnati	L, 14-24
2000	Cincinnati	L, 14-23
	Tennessee	L, 3-35
2001	Cincinnati	L, 7-20
	Tennessee	W, 23-21
2002	Cincinnati	L, 24-30
2004	Tennessee	L, 20-27
2005	Tennessee	W, 31-23
2007	Cincinnati	W, 35-6
2008	Cincinnati	L, 7-24

*AFC Wild Card Playoff Game

WASHINGTON REDSKINS

Regular Season Series Tied 4-4-0

Year	Site	Result
1970	Washington	L, 0-20
1974	Cincinnati	W, 28-17
1979	Washington	L, 14-28
1985	Washington	L, 24-27
1988	Cincinnati	W, 20-17 (OT)
1991	Cincinnati	L, 27-34
2004	Washington	W, 17-10
2008	Cincinnati	W, 20-13

BENGALS ALL-TIME PRESEASON RESULTS VS. 2009 PRESEASON OPPONENTS

INDIANAPOLIS COLTS

Bengals Lead Preseason
Series 11-6-0

Year	Site	Result
1985	Indianapolis	W, 31-21
1992	Cincinnati	W, 20-0
1993	Indianapolis	W, 24-7
1994	Cincinnati	L, 21-26
1995	Indianapolis	W, 34-21
1996	Cincinnati	W, 28-25
1997	Indianapolis	L, 16-20
1998	Cincinnati	L, 27-30
1999	Indianapolis	L, 17-20
2001	Cincinnati	L, 17-23
2002	Indianapolis	W, 22-10
2003	Indianapolis	L, 20-21
2004	Cincinnati	W, 16-13
2005	Cincinnati	W, 38-0
2006	Indianapolis	W, 20-3
2007	Cincinnati	W, 14-6
2008	Indianapolis	W, 27-7

NEW ENGLAND PATRIOTS

Bengals Lead Preseason
Series 3-2-0

(Patriots franchise in Boston prior to 1971)

Year	Site	Result
1969	Bowling Green, OH	L, 13-21
1988	New England	W, 27-21
1990	New England	W, 13-10 (OT)
2004	Cincinnati	W, 31-3
2005	Cincinnati	L, 13-23

ST. LOUIS RAMS

Bengals Lead Preseason
Series 1-0-0

(Rams franchise in Los Angeles prior to 1995)

Year	Site	Result
1988	Canton, OH*	W, 14-7

*-Hall of Fame Game

NEW ORLEANS SAINTS

Saints Lead Preseason
Series 6-1-0

Year	Site	Result
1975	Cincinnati	W, 20-0
1976	New Orleans	L, 10-13
1987	Cincinnati	L, 14-26
1989	New Orleans	L, 10-27
2002	Cincinnati	L, 23-31
2007	Cincinnati	L, 19-27
2008	Cincinnati	L, 0-13

BENGALS YEAR-BY-YEAR VS. NFC TEAMS (Regular Season)

SEASON	W	L	T
1970	1	2	0
1971	1	2	0
1972	2	1	0
1973	2	1	0
1974	2	1	0
1975	3	0	0
1976	2	0	0
1977	2	1	0
1978	2	2	0
1979	2	2	0
1980	2	2	0
1981	2	2	0
1982	1	0	0
1983	3	1	0
1984	2	2	0
1985	2	2	0
1986	3	1	0
1987	1	2	0
1988	4	0	0
1989	2	2	0

SEASON	W	L	T
1990	1	3	0
1991	1	3	0
1992	1	3	0
1993	2	2	0
1994	1	3	0
1995	2	2	0
1996	2	2	0
1997	2	2	0
1998	1	3	0
1999	1	2	0
2000	1	2	0
2001	1	2	0
2002	1	3	0
2003	2	2	0
2004	4	0	0
2005	4	0	0
2006	2	2	0
2007	1	3	0
2008	1	2	1
TOTALS	72	67	1

FOND FAREWELL

The Bengals played their final game at Cinergy Field (previously known as Riverfront Stadium) on Dec. 12, 1999, and they made the finale a memorable one.

Before a sellout crowd of 59,972, the Bengals defeated Cleveland, 44-28, as the Cincinnati defense set a team record by allowing only 11 net rushing yards (on 11 carries). The Browns' long rushing gain of the day was three yards. The previous low by a Bengals opponent had been 18 yards on 17 carries by Seattle in an AFC Divisional playoff game on Dec. 31, 1988 at Riverfront Stadium. The previous low in a regular-season game was 26 yards on 17 carries by Pittsburgh on Sept. 19, 1982 at Three Rivers Stadium in Pittsburgh.

Offensively, the last game at Cinergy saw the Bengals roll for 279 rushing yards (on 53 carries) — at the time the second-most rushing yards in team history and the most ever in a home game (now the fourth-best in club history and the third-highest figure for a home game). The team record for rushing yards in a game is 407, set on Oct. 22, 2000 vs. Denver at Paul Brown Stadium.

BENGALS YEAR-BY-YEAR LEAGUE RANKINGS

(Rankings based on average yards per game)

YEAR	Offense			Defense		
	TOTAL	RUSH	PASS	TOTAL	RUSH	PASS
1968 (AFL/10 teams)	8 (244.7)	3 (129.1)	9 (115.6)	8 (336.9)	9 (149.8)	6 (187.1)
1969 (AFL/10 teams)	7 (276.3)	7 (108.8)	T-7 (167.5)	10 (381.2)	10 (189.4)	7 (191.9)
1970 (26 teams)	16 (280.5)	4 (146.9)	21 (133.6)	20 (298.4)	9 (110.2)	25 (188.2)
1971 (26 teams)	6 (304.7)	6 (153.0)	T-14 (151.7)	12 (279.0)	13 (127.0)	13 (152.0)
1972 (26 teams)	9 (308.4)	14 (142.6)	9 (165.8)	3 (253.7)	12 (129.6)	4 (124.1)
1973 (26 teams)	5 (322.3)	7 (159.7)	8 (162.6)	8 (264.6)	8 (129.1)	13 (135.6)
1974 (26 teams)	4 (320.6)	12 (141.3)	4 (179.4)	11 (281.6)	22 (153.7)	4 (127.9)
1975 (26 teams)	2 (361.4)	17 (129.9)	*1 (231.5)	7 (280.2)	18 (156.7)	2 (123.5)
1976 (28 teams)	15 (307.1)	15 (150.6)	13 (156.5)	5 (262.1)	11 (136.6)	3 (125.6)
1977 (28 teams)	13 (299.6)	T-18 (132.9)	7 (166.6)	21 (294.6)	13 (135.5)	23 (159.1)
1978 (28 teams)	11 (304.5)	18 (133.2)	10 (171.3)	10 (289.5)	T-19 (149.8)	3 (139.8)
1979 (28 teams)	23 (289.9)	11 (145.6)	24 (144.4)	28 (369.4)	16 (138.7)	27 (230.8)
1980 (28 teams)	19 (305.3)	12 (129.3)	21 (175.9)	9 (300.3)	4 (105.0)	13 (195.3)
1981 (28 teams)	2 (373.0)	17 (123.3)	3 (249.7)	12 (330.6)	9 (117.6)	22 (213.0)
1982 (28 teams)	2 (365.3)	20 (105.4)	3 (259.9)	18 (321.4)	3 (94.4)	22 (227.0)
1983 (28 teams)	14 (330.4)	16 (131.5)	14 (198.9)	*1 (270.4)	T-2 (93.7)	3 (176.8)
1984 (28 teams)	5 (342.5)	T-6 (136.2)	T-13 (206.3)	13 (328.7)	11 (116.8)	18 (211.9)
1985 (28 teams)	3 (368.8)	12 (136.4)	4 (232.3)	22 (353.9)	15 (124.9)	24 (229.0)
1986 (28 teams)	*1 (405.6)	2 (158.3)	3 (247.3)	20 (329.6)	22 (132.6)	10 (197.0)
1987 (28 teams)	5 (358.5)	4 (144.3)	9 (214.2)	8 (313.1)	8 (109.4)	14 (203.7)
1988 (28 teams)	*1 (378.6)	*1 (169.4)	11 (209.2)	15 (323.9)	18 (128.0)	10 (195.9)
1989 (28 teams)	3 (381.3)	*1 (155.2)	7 (226.1)	7 (331.1)	10 (135.1)	9 (195.9)
1990 (28 teams)	9 (316.4)	5 (132.5)	15 (183.9)	25 (350.3)	22 (130.3)	26 (220.0)
1991 (28 teams)	14 (310.6)	12 (113.2)	11 (197.4)	28 (353.3)	13 (103.9)	28 (249.4)
1992 (28 teams)	26 (244.9)	8 (123.5)	27 (121.4)	26 (333.3)	24 (125.4)	25 (207.9)
1993 (28 teams)	27 (253.3)	24 (94.4)	27 (158.8)	16 (313.6)	27 (138.8)	2 (174.9)
1994 (28 teams)	18 (299.5)	18 (97.3)	18 (202.3)	15 (322.1)	23 (119.1)	9 (203.0)
1995 (30 teams)	17 (324.5)	24 (89.9)	11 (234.6)	30 (396.8)	26 (131.5)	29 (265.3)
1996 (30 teams)	10 (326.6)	13 (112.1)	12 (214.5)	25 (341.8)	12 (102.7)	29 (239.1)
1997 (30 teams)	10 (330.1)	9 (122.9)	13 (207.3)	28 (355.1)	29 (138.9)	21 (216.2)
1998 (30 teams)	17 (301.5)	19 (102.4)	17 (199.1)	28 (360.2)	30 (163.3)	12 (196.9)
1999 (31 teams)	15 (329.8)	T-6 (128.2)	23 (201.6)	25 (343.6)	16 (106.2)	28 (237.4)
2000 (31 teams)	29 (266.3)	2 (144.6)	31 (121.6)	22 (342.9)	24 (120.3)	23 (222.6)
2001 (31 teams)	23 (300.0)	T-18 (107.0)	23 (193.0)	9 (302.0)	11 (104.7)	12 (197.3)
2002 (32 teams)	18 (325.4)	21 (108.1)	13 (217.3)	17 (329.1)	22 (125.2)	13 (203.9)
2003 (32 teams)	13 (333.1)	13 (124.2)	12 (208.9)	28 (351.3)	T-25 (138.6)	24 (212.6)
2004 (32 teams)	18 (321.3)	17 (114.9)	17 (206.3)	19 (335.3)	26 (128.9)	13 (206.4)
2005 (32 teams)	6 (358.1)	11 (119.4)	5 (238.8)	28 (338.7)	20 (115.6)	26 (223.1)
2006 (32 teams)	8 (341.4)	26 (101.8)	6 (239.6)	30 (355.1)	15 (116.4)	T-31 (238.6)
2007 (32 teams)	10 (348.0)	24 (97.3)	7 (250.8)	27 (348.8)	21 (118.3)	26 (230.4)
2008 (32 teams)	32 (245.4)	29 (95.0)	30 (150.4)	12 (325.5)	21 (120.1)	15 (205.4)

T — Tie; * — Led league

BEST SINCE '04

In the 2008 season finale, the Bengals allowed Kansas City just 31 rushing yards (on 15 carries). It was Cincinnati's lowest rushing yield in 78 games, since holding Miami to 25 yards (on 20 carries) on Sept. 19, 2004.

BENGALS DRAFT CHOICES 1968-2009

1968

RD.	PLAYER	POS.	COLLEGE	SEL. #
1	Bob Johnson	C	Tennessee	2
2a	Bill Staley	DE/T	Utah State	28
2b	Tom Smiley	RB	Lamar	55
3a	Gary Davis	QB	Vanderbilt	56
3b	Paul Robinson	RB	Arizona	82
3c	Dale Livingston	P/PK	Western Michigan	83
4a	Jess Phillips	DB	Michigan State	84
4b	Warren McVea	RB	Houston	109
5a	Dave Middendorf	G	Washington State	112
5b	Al Beauchamp	LB	Southern U.	138
6a	Howard Fest	T	Texas	139
6b	Bill Kendrick	DT	Alabama A&M	143
6c	John Neider	LB	Louisville	145
6d	Dewey Warren	QB	Tennessee	155
6e	Essex Johnson	RB	Grambling	156
6f	Elmo Maples	WR	Southern U.	158
6g	Sidney Ellis	DB	Jackson State	160
6h	Monk Williams	RB	Arkansas A&M	163
6i	Jim Johnson	DB	South Carolina State	165
7a	Steve Smith	TE	Miami (Fla.)	166
7b	Wes Bean	LB	Grambling	192
8a	Harry Gunner	LB	Oregon State	193
8b	Ed Brantley	T	North Texas State	219
9a	Phil Johnson	DB	Long Beach State	220
9b	Steve Hanrahan	DT	Weber State	246
10a	Wayne Patrick	RB	Louisville	247
10b	James Russell	TE	North Texas State	273
11a	Wally Scott	CB	Arizona	274
11b	Jeff Banks	LB	Pacific	300
12a	Bob Trumpy	TE	Utah	301
12b	Harold Jones	T	Grambling	327
13a	James Bivins	LB	Texas Southern	328
13b	Ted Washington	RB	San Diego State	354
14a	Les Webster	RB	Iowa State	355
14b	Steve Lewicke	DE	Texas-El Paso	381
15a	Harvey Palmore	G	Morgan State	382
15b	Joe Mira	WR	Miami (Fla.)	408
16a	James Williams	DB	Alcorn A&M	409
16b	Brown Marks	LB	Indiana	435
17a	Don Manning	LB	UCLA	436
17b	James Smith	TE	Jackson State	462

1969

RD.	PLAYER	POS.	COLLEGE	SEL. #
1	Greg Cook	QB	Cincinnati	5
2	Bill Bergey	LB	Arkansas State	31
3	Speedy Thomas	WR	Utah	57
4	Clem Turner	RB	Cincinnati	83
5	Guy Dennis	G	Florida	109
6	Ken Riley	CB	Florida A&M	135
7	Royce Berry	DE	Houston	161
8	Tim Buchanan	LB	Hawaii	187
9	Mike Stripling	RB	Tulsa	213
10	Steve Howell	TE	Ohio State	239
11	Mark Stewart	S	Georgia	265
12	Lonnie Paige	DT	North Carolina State	290
13	Chuck Benson	WR	Southern Illinois	316
14	Mike Wilson	RB	Dayton	343
15	Bill Shoemaker	PK	Stanford	369
16	Bill Schmitt	LB	Missouri	395
17	Terry Story	T	Georgia Tech	421

1970

RD.	PLAYER	POS.	COLLEGE	SEL. #
1	Mike Reid	DT	Penn State	7
2	Ron Carpenter	DT	North Carolina State	32
3	Chip Bennett	LB	Abilene Christian	60
4a	Joe Stephens	G	Jackson State	85
4b	Billie Hayes	DB	San Diego State	104
5	None			
6	Sandy Durko	S	Southern California	137
7	Lemar Parrish	CB	Lincoln U. (Mo.)	163
8	Bill Trout	DT	Miami (Fla.)	188
9	Bill Bolden	RB	UCLA	216
10	Nick Roman	LB	Ohio State	241
11	Sam Wallace	LB	Grambling	266
12	Tom Truesdell	DE	Ohio Wesleyan	294
13	Paul Dunn	RB	U.S. International	319
14	Joe Johnson	WR	Johnson C. Smith	344
15	Marvin Weeks	DB	Alcorn A&M	372
16	Larry Ely	LB	Iowa	397
17	Richard Lee Smith	RB	Washington	422

1971

RD.	PLAYER	POS.	COLLEGE	SEL. #
1	Vernon Holland	T	Tennessee State	15
2	Steve Lawson	G	Kansas	41
3	Ken Anderson	QB	Augustana (Ill.)	67
4	Fred Willis	RB	Boston College	93
5	Arthur May	DE	Tuskegee	110
6	None			
7	Neal Craig	S	Fisk	171
8	Fred Herring	CB	Tennessee State	197
9	Gary Gustafson	LB	Montana State	223
10	Jack Stambaugh	G	Oregon	249
11	Ed Marshall	WR	Cameron	275
12	J. Rod Hayden	DE	Memphis State	301
13	David Knapman	TE	Central Washington	327
14	Irvin Mallory	DB	Virginia Union	353
15	Bob Thomas	RB	Arizona State	379
16	Mark Debevec	LB	Ohio State	405
17	Sam Pearson	CB	Western Kentucky	432

1972

RD.	PLAYER	POS.	COLLEGE	SEL. #
1	Sherman White	DE	California	2
2	Tommy Casanova	DB	Louisiana State	29
3	Jim LeClair	LB	North Dakota	54
4	Bernard Jackson	DB	Washington State	81
5	Tom DeLeone	C	Ohio State	106
6	None			
7	Steve Conley	LB/RB	Kansas	158
8	Dan Kratzer	WR	Missouri Valley	185
9	Stan Walters	T	Syracuse	210
10	Brian Foster	CB	Colorado	237
11	Kent Pederson	TE	Cal-Santa Barbara	261
12	Rick Wegis	S	Cal Poly-SLO	289
13	James Hamilton	P/OB	Arkansas State	314
14	Steve Porter	WR	Indiana	341
15	Hosea Minniweather	DT	Jackson State	366
16	John Wiegmann	WR	Cal Poly-Pomona	393
17	Dave Green	P/K	Ohio U.	418

THE LONGEST SHOTS

The latest-drafted player ever to make the Bengals roster for a regular-season game was K-P **Dave Green** of Ohio University. Green was the 418th selection in the 1972 draft, taken in the 17th round. He didn't make the roster in 1972, and had a brief stint (no games played) with Houston in '73 before being re-acquired by Cincinnati. Green played for the Bengals from 1974-75, scoring 70 points and averaging 40.1 yards on 134 punts. He was acquired by Tampa Bay in 1976, and stayed in the NFL through '79.

The latest-drafted player ever to make the Bengals roster in the same season of his selection was LB **Larry Ely** of Iowa. Ely was the 397th selection in 1970, a 16th-round pick. He played for Cincinnati in 1970 and '71.

1973

RD.	PLAYER	POS.	COLLEGE	SEL. #
1	Isaac Curtis.....	WR	San Diego State.....	15
2	Al Chandler.....	TE	Oklahoma.....	43
3	Tim George.....	WR	Carson-Newman.....	68
4	None.....			
5	Bob McCall.....	RB	Arizona.....	121
6	Bob Jones.....	CB	Virginia Union.....	146
7	Bob Maddox.....	DT/DE	Frostburg State.....	171
8	Joe Wilson.....	RB	Holy Cross.....	199
9	John Damper.....	G	Notre Dame.....	224
10	Lenvil Elliott.....	RB	NE Missouri State.....	249
11	William Montgomery.....	DB	Morehouse (Ga.).....	277
12	Boobie Clark.....	RB	Bethune-Cookman.....	302
13	Brooks West.....	DT	Texas-El Paso.....	327
14	Hurles Scales.....	DB	North Texas State.....	355
15	Ted McNulty.....	QB	Indiana.....	380
16	Harry Unger.....	RB	Auburn.....	405
17	Wayne Estabrook.....	QB	Whittier.....	433

1974

RD.	PLAYER	POS.	COLLEGE	SEL. #
1	Bill Kollar.....	DT	Montana State.....	23
2	Charlie Davis.....	RB	Colorado.....	48
3a	Dave Lapham.....	T	Syracuse.....	61
3b	Evan Jolitz.....	LB	Cincinnati.....	73
4a	Mike Boryla.....	QB	Stanford.....	87
4b	Daryl White.....	G	Nebraska.....	98
4c	Richard Williams.....	WR	Abilene Christian.....	103
5a	Haskel Stanback.....	RB	Tennessee.....	114
5b	Richard Bishop.....	DT	Louisville.....	127
6a	Robin Sinclair.....	DB	Washington State.....	152
6b	William Bryant.....	DB	Grambling.....	153
7	Ken Sawyer.....	DB	Syracuse.....	177
8	John McDaniel.....	WR	Lincoln.....	202
9	Ed Johnson.....	DE	Southern Methodist.....	231
10	Chuck Herd.....	WR	Penn State.....	256
11	Ed Kezirian.....	T	UCLA.....	281
12	Rudy McClinton.....	DB	Xavier (Ohio).....	306
13	Ted Jorнов.....	LB	Iowa State.....	335
14	Mike Phillips.....	DE	Cornell.....	360
15	Isaac Jackson.....	RB	Kansas State.....	385
16	Daryl Bishop.....	DB	Kentucky.....	410
17	Jim Smith.....	RB	North Carolina Central.....	439

1975

RD.	PLAYER	POS.	COLLEGE	SEL. #
1	Glenn Cameron.....	LB	Florida.....	14
2	Al Kreviss.....	T	Boston College.....	39
3a	Gary Burley.....	DE	Pittsburgh.....	55
3b	Gary Sheide.....	QB	Brigham Young.....	64
3c	Bo Harris.....	LB	Louisiana State.....	77
4	Stan Fritts.....	RB	North Carolina State.....	97
5a	Pat McInally.....	P/WR	Harvard.....	120
5b	Jeff West.....	P/TE	Cincinnati.....	122
6a	Tom Shuman.....	QB	Penn State.....	142
6b	Rollen Smith.....	CB	Arkansas.....	145
7	Chris Devlin.....	LB	Penn State.....	170
8	Ricky Davis.....	S	Alabama.....	195
9a	Greg Dubinetz.....	G	Yale.....	220
9b	Lofell Williams.....	WR/RB	Virginia Union.....	227
10	Rocky Felker.....	QB	Mississippi State.....	245
11	Marvin Cobb.....	CB	Southern California.....	276
12	Jack Novak.....	TE	Wisconsin.....	301
13	Ron Rosenberg.....	LB	Montana.....	326
14	Frank Haywood.....	DT	North Carolina State.....	351
15	Greg Enright.....	PK	Southern Oregon.....	376
16	John Tuttle.....	WR	Kansas State.....	401
17	Elvin Charly.....	CB	Yale.....	432

1976

RD.	PLAYER	POS.	COLLEGE	SEL. #
1a	Billy Brooks.....	WR	Oklahoma.....	11
1b	Archie Griffin.....	RB	Ohio State.....	24
2a	Glenn Bujnoch.....	G	Texas A&M.....	38
2b	Chris Bahr.....	PK	Penn State.....	51
3a	Danny Reece.....	DB	Southern California.....	69
3b	Reggie Williams.....	LB	Dartmouth.....	82
4a	Tony Davis.....	RB	Nebraska.....	106
4b	Greg Fairchild.....	T/G	Tulsa.....	116
5a	Willie Shelby.....	DB/WR	Alabama.....	138
5b	Scott Perry.....	DB	Williams.....	147
6	Orlando Nelson.....	TE	Utah State.....	176
7a	Bob Bateman.....	QB	Brown.....	187
7b	Pete Rome.....	DB	Miami (Ohio).....	192
7c	Ken Kuhn.....	LB	Ohio State.....	205
8	Ron Hunt.....	T	Oregon.....	232
9	Lonnice Algood.....	WR	Syracuse.....	259
10	Tom Klaban.....	K	Ohio State.....	287
11	Melvin Morgan.....	DB	Mississippi Valley State.....	314
12	Joe Dale Harris.....	WR	Alabama.....	340
13	Randy Walker.....	RB	Miami (Ohio).....	371
14	Greg Coleman.....	P/PK	Florida A&M.....	398
15	Lynn Hieber.....	QB	Indiana (Pa.).....	425
16	George Demopoulos.....	C	Miami (Fla.).....	455
17	Scott Dannelley.....	T/G	Ohio State.....	482

1977

RD.	PLAYER	POS.	COLLEGE	SEL. #
1a	Eddie Edwards.....	DT	Miami (Fla.).....	3
1b	Wilson Whitley.....	DT	Houston.....	8
1c	Mike Cobb.....	TE	Michigan State.....	22
2	Pete Johnson.....	RB	Ohio State.....	49
3	Mike Voight.....	RB	North Carolina.....	76
4a	Rick Walker.....	TE	UCLA.....	85
4b	Mike Wilson.....	T	Georgia.....	103
4c	Jerry Anderson.....	CB	Oklahoma.....	105
5	Ray Phillips.....	LB	Nebraska.....	133
6	Tom Duniven.....	QB	Texas Tech.....	160
7a	Louis Breeden.....	DB	North Carolina Central.....	187
7b	Jim Corbett.....	TE	Pittsburgh.....	194
8	Jose Saint-Victor.....	G	Syracuse.....	214
9	Willie Zachary.....	WR	Central State (Ohio).....	245
10	Bob Bialik.....	P	Hillsdale (Mich.).....	272
11a	Joel Parrish.....	G	Georgia.....	292
11b	Carl Allen.....	DB	Southern Mississippi.....	299
12	Alex Percival.....	WR	Morehouse (Ga.).....	326

1978

RD.	PLAYER	POS.	COLLEGE	SEL. #
1a	Ross Browner.....	DL	Notre Dame.....	8
1b	Blair Bush.....	C	Washington.....	16
2a	Ray Griffin.....	CB	Ohio State.....	35
2b	Deacon Turner.....	RB	San Diego State.....	45
3a	Ted Vincent.....	DT	Wichita State.....	72
3b	Don Bass.....	WR	Houston.....	83
4	Dennis Law.....	WR	East Tennessee State.....	99
5a	Tom Dinkel.....	LB	Kansas.....	126
5b	Rob Hertel.....	QB	Southern California.....	131
6	Steve Geise.....	RB	Penn State.....	155
7a	Joe Branson.....	S	Livingsstone (N.C.).....	182
7b	Danny Bass.....	T	Elon (N.C.).....	193
8	Bill Miller.....	T	Western Illinois.....	211
9	Ron Shuman.....	LB	Wichita State.....	238
10	Tom DePaso.....	LB	Penn State.....	267
11a	Calvin Prince.....	RB	Louisville.....	293
11b	Mark Donahue.....	G	Michigan.....	294
12	Kim Featsent.....	WR	Kent State.....	323

RILEY REIGNS SUPREME

In the Bengals record book, the most dominant lead in a major career category belongs to CB **Ken Riley**. His 65 interceptions nearly double the total (33) of second-place CB **Louis Breeden**.

1979

Cincinnati traded CB Lemar Parrish and DE Coy Bacon to Washington on June 26, 1978 for the Redskins' first-round pick in '79 (which ended up being No. 12 overall).

RD.	PLAYER	POS.	COLLEGE	SEL. #
1a	Jack Thompson	QB	Washington State	3
1b	Charles Alexander	RB	Louisiana State	12
2	Dan Ross	TE	Northeastern	30
3	Barney Cotton	G	Nebraska	59
4a	James White	DT	Albany State	84
4b	Vaughn Lusby	CB	Arkansas	91
5	Casey Merrill	DE	Cal-Davis	113
6	Steve Kreider	WR	Lehigh	139
7	Max Montoya	T	UCLA	168
8	Howie Kurnick	LB	Cincinnati	194
9	Scott Burk	S	Oklahoma State	223
10	Nathan Poole	RB	Louisville	250
11	Ken Bungarda	DE	Missouri	278
12	Jim Browner	S	Notre Dame	304

1980

RD.	PLAYER	POS.	COLLEGE	SEL. #
1	Anthony Muñoz	T	Southern California	3
2	Kirby Criswell	LB	Kansas	31
3	Rod Horn	DL	Nebraska	59
4	Bill Glass	G	Baylor	86
5	Bryan Hicks	S	McNeese State	113
6a	Jo Jo Heath	KR/DB	Pittsburgh	141
6b	Andrew Melontree	LB	Baylor	159
7a	Ron Simpkins	LB	Michigan	167
7b	Gary Don Johnson	DT	Baylor	168
8	Mark Lyles	RB	Florida State	196
9	Greg Bright	S	Morehead State	224
10	Sandro Vitiello	K	Massachusetts	252
11	Alton Alexis	WR	Tulane	281
12	Mike Wright	QB	Vanderbilt	308

1981

RD.	PLAYER	POS.	COLLEGE	SEL. #
1	David Verser	WR	Kansas	10
2	Cris Collinsworth	WR	Florida	37
3	John Simmons	CB	Southern Methodist	64
4	Guy Frazier	LB	Wyoming	93
5	Benjie Pryor	TE	Pittsburgh	120
6	Rex Robinson	PK	Georgia	146
7	Jeff Schuh	LB	Minnesota	176
8	Bobby Kemp	S	Cal State-Fullerton	202
9a	Jim Hannula	OL	Northern Illinois	229
9b	Samoa Samoa	RB	Washington State	230
10	Hubert Simpson	RB	Tennessee	258
11	Robert Jackson	S	Central Michigan	285
12	Mark O'Connell	QB/K	Ball State	312

1982

RD.	PLAYER	POS.	COLLEGE	SEL. #
1	Glenn Collins	DE	Mississippi State	26
2	Emanuel Weaver	NT	South Carolina	54
3	Rodney Holman	TE	Tulane	82
4	Rodney Tate	RB	Texas	110
5	Paul Sorensen	DB	Washington State	138
6	Arthur King	NT	Grambling	166
7	Ben Needham	LB	Michigan	194
8	Kari Yli-Renko	T	Cincinnati	222
9	James Bennett	WR	Northwestern State (La.)	250
10	Larry Hogue	CB	Utah State	278
11	Russell Davis	RB	Idaho	305
12	Dan Feraday	QB	Toronto	333

1983

RD.	PLAYER	POS.	COLLEGE	SEL. #
1	Dave Rimington	C	Nebraska	25
2	Ray Horton	CB	Washington	53
3	Jimmy Turner	CB	UCLA	81
4	Steve Maidlow	LB	Michigan State	109
5	Jeff Christensen	QB	Eastern Illinois	137
6a	Kiki DeAyala	LB	Texas	152
6b	Larry Kinnebrew	RB	Tennessee State	165
7	James Griffin	S	Middle Tennessee State	193
8	Mike Martin	WR	Illinois	221
9	Stanley Wilson	RB	Oklahoma	248
10	Tim Krumrie	NT	Wisconsin	276
11	Gary Williams	WR	Ohio State	304
12	Andre Young	LB	Bowling Green	332

1984

Cincinnati traded No. 1 selection to New England for the Nos. 16 & 28 picks. Cincinnati had obtained the No. 1 pick from a 1983 trade of QB Jack Thompson to Tampa Bay.

RD.	PLAYER	POS.	COLLEGE	SEL. #
1a	Ricky Hunley	LB	Arizona	7
1b	Pete Koch	DE	Maryland	16
1c	Brian Blados	OL	North Carolina	28
2	Boomer Esiason	QB	Maryland	38
3	Stanford Jennings	RB	Furman	65
4	John Farley	RB	Cal State-Sacramento	92
5	Barney Bussey	DB	South Carolina State	119
6	Don Kern	TE	Arizona State	150
7	Leo Barker	LB	New Mexico State	177
8	Bruce Reimers	T	Iowa State	204
9	Bruce Kozerski	OL	Holy Cross	231
10a	Aaron Jackson	LB	North Carolina	262
10b	Brent Ziegler	RB	Syracuse	265
11	Steve McKeaver	RB	Central State (Okla.)	289
12	Steve Racquet	LB	Holy Cross	316

1985

RD.	PLAYER	POS.	COLLEGE	SEL. #
1a	Eddie Brown	WR	Miami (Fla.)	13
1b	Emanuel King	LB	Alabama	25
2	Carl Zander	LB	Tennessee	43
3	Sean Thomas	CB	Texas Christian	70
4	Anthony Tuggle	CB	Nicholls State	97
5a	Tony Degrate	NT	Texas	127
5b	Lee Davis	CB	Mississippi	129
6a	Eric Stokes	T	Northeastern	148
6b	Keith Lester	TE	Murray State	154
7a	Kim Locklin	RB	New Mexico State	172
7b	Joe Walter	T	Texas Tech.	181
8	Dave Strobel	LB	Iowa	211
9	Keith Cruise	DE	Northwestern	238
10	Bernard King	LB	Syracuse	265
11	Harold Stanfield	TE	Mississippi College	296
12	Louis Garza	T	New Mexico State	322

1986

RD.	PLAYER	POS.	COLLEGE	SEL. #
1a	Joe Kelly	LB	Washington	11
1b	Tim McGee	WR	Tennessee	21
2	Lewis Billups	CB	North Alabama	38
3a	Jim Skow	DE	Nebraska	58
3b	Mike Hammerstein	DE	Michigan	65
3c	David Fulcher	S	Arizona State	78
4a	Eric Kattus	TE	Michigan	91
4b	Doug Gaynor	QB	Cal State-Long Beach	99
5	Leon White	LB	Brigham Young	123
6	Gary Hunt	CB	Memphis State	152
7	Pat Franklin	RB	Southwest Texas State	177
8	David Douglas	T	Tennessee	204
9	Cary Whittingham	LB	Brigham Young	230
10	Jeff Shaw	NT	Salem College	262
11a	Tim Stone	T	Kansas State	289
11b	Tom Flaherty	LB	Northwestern	294
12	Steve Bradley	QB	Indiana	316

1987

RD.	PLAYER	POS.	COLLEGE	SEL. #
1	Jason Buck	DE	Brigham Young	17
2	Eric Thomas	CB	Tulane	49
3a	Leonard Bell	FS	Indiana	76
3b	Skip McClendon	DE	Arizona State	77
4	Jim Riggs	TE	Clemson	103
5a	Marc Logan	RB	Kentucky	130
5b	Greg Horne	P/PK	Arkansas	139
6	Sonny Gordon	FS	Ohio State	157
7	Chris Thatcher	G/C	Lafayette	188
8	Solomon Wilcots	CB	Colorado	215
9	Craig Raddatz	LB	Wisconsin	242
10	David McCuskey	RB	Georgia	269
11	Jim Warne	T	Arizona State	296
12	John Holifield	RB	West Virginia	328

1988

RD.	PLAYER	POS.	COLLEGE	SEL. #
1	Rickey Dixon	CB	Oklahoma	5
2	Elbert "Ickey" Woods	RB	Nevada-Las Vegas	31
3	Kevin Walker	LB	Maryland	57
4	David Grant	NT	West Virginia	84
5	Herb Wester	T	Iowa	114
6	Paul Jetton	OL	Texas	141
7	Rich Romer	LB	Union (N.Y.)	168
8	Curtis Maxey	NT	Grambling	195
9	Brandy Wells	DB	Notre Dame	226
10	Ellis Dillahunt	DB	East Carolina	253
11	Paul Hickert	K	Murray State	280
12	Carl Parker	WR	Vanderbilt	307

1989

Cincinnati traded the No. 27 selection to Atlanta for the Nos. 35, 89 & 256 picks.

RD.	PLAYER	POS.	COLLEGE	SEL. #
1	None			
2a	Eric Ball	RB	UCLA	35
2b	Freddie Childress	G	Arkansas	55
3	Erik Wilhelm	QB	Oregon State	89
4a	Kerry Owens	LB	Arkansas	89
4b	Bob Woods	T	Arizona	111
5	Natu Tualatgaloa	NT	California	138
6	Craig Taylor	RB	West Virginia	166
7	Kendal Smith	WR	Utah State	194
8	Chris Chenault	LB	Kentucky	222
9	Richard Stephens	T	Tulsa	250
9a	Cornell Holloway	CB	Pittsburgh	256
10b	Bob Jean	QB	New Hampshire	278
11	Dana Wells	NT	Arizona	306
12	Scott Jones	T	Washington	334

1990

RD.	PLAYER	POS.	COLLEGE	SEL. #
1	James Francis	LB	Baylor	12
2	Harold Green	RB	South Carolina	38
3	Bernard Clark	LB	Miami (Fla.)	65
4	Mike Brennan	T	Notre Dame	91
5	Lynn James	WR	Arizona State	122
6	Don Odegard	CB	Nevada-Las Vegas	150
7	Craig Ogletree	LB	Auburn	177
8	Doug Wellsandt	TE	Washington State	204
9	Mitchell Price	CB	Tulane	234
10	Eric Crigler	T	Murray State	261
11	Tim O'Connor	T	Virginia	288
12	Andre Riley	WR	Washington	314

1991

RD.	PLAYER	POS.	COLLEGE	SEL. #
1	Alfred Williams	LB	Colorado	18
2	Lamar Rogers	DE	Auburn	52
3	Bob Dahl	DE	Notre Dame	72
4a	Donald Hollas	QB	Rice	99
4b	Rob Carpenter	WR	Syracuse	109
5	Mike Arthur	C	Texas A&M	130
6	Richard Fain	CB	Florida	157
7	Fernandus Vinson	S	North Carolina State	184
8	Mike Dingle	RB	South Carolina	211
9	Shane Garrett	WR	Texas A&M	241
10	Jim Lavin	G/T	Georgia Tech	263
11	Chris Smith	TE	Brigham Young	295
12	Antoine Bennett	CB	Florida A&M	322

1992

Cincinnati traded the No. 5 selection to Washington for the No. 6 & No. 28 picks.

RD.	PLAYER	POS.	COLLEGE	SEL. #
1a	David Klingler	QB	Houston	6
1b	Darryl Williams	S	Miami (Fla.)	28
2	Carl Pickens	WR	Tennessee	31
3	Leonard Wheeler	CB	Troy State	84
4	Ricardo McDonald	LB	Pittsburgh	88
5	Craig Thompson	TE	North Carolina A&T	115
6	Chris Burns	DE	Middle Tennessee State	142
7	Lance Oldberling	T	Iowa	172
8	Roosevelt Nix	DE	Central State (Ohio)	199
9	Osteli Miles	RB	Houston	226
10	Horace Smith	CB	Oregon Tech	256
11	John Earle	OL	Western Illinois	283
12	Eric Shaw	LB	Louisiana Tech	310

1993

RD.	PLAYER	POS.	COLLEGE	SEL. #
1	John Copeland	DE	Alabama	5
2	Tony McGee	TE	Michigan	37
3a	Steve Tovar	LB	Ohio State	59
3b	Ty Parten	DT	Arizona	63
4	Marcello Simmons	CB	Southern Methodist	90
5	Forey Duckett	CB	Nevada-Reno	117
6	Tom Scott	T	East Carolina	148
7	Dance Gunn	S	Texas	175
8	Louge Pelfrey	K	Kentucky	202

1994

RD.	PLAYER	POS.	COLLEGE	SEL. #
1	Dan Wilkinson	DT	Ohio State	1
2	Darnay Scott	WR	San Diego State	30
3a	Jeff Cothran	FB	Ohio State	66
3b	Steve Shine	LB	Northwestern	86
4	Corey Sawyer	CB	Florida State	104
5	Trent Pollard	T	Eastern Washington	132
6a	Kimo von Oelhoffen	DT	Boise State	162
6b	Jerry Reynolds	T	Nevada-Las Vegas	184
7	Ramondo Stallings	DE	San Diego State	195

1995

Cincinnati traded the No. 5 & No. 36 selections to Carolina for the No. 1 pick.

RD.	PLAYER	POS.	COLLEGE	SEL. #
1	Ki-Jana Carter	RB	Penn State	1
2	None			
3	Melvin Tuten	T	Syracuse	69
4	Sam Shade	S	Alabama	102
5	David Dunn	WR	Fresno State	139
6	Ryan Gignson	T	Purdue	175
7	John Walsh	QB	Brigham Young	213

1996

RD.	PLAYER	POS.	COLLEGE	SEL. #
1	Willie Anderson	T	Auburn	10
2	Marco Battaglia	TE	Rutgers	39
3	Ken Blackman	G/T	Illinois	63
4	Jevon Langford	DE	Oklahoma State	108
5	Greg Myers	S	Colorado State	144
6	Tom Tumulty	LB	Pittsburgh	178
7	Rod Jones	G/T	Kansas	219

1997

RD.	PLAYER	POS.	COLLEGE	SEL. #
1	Reinard Wilson	LB	Florida State	14
2	Corey Dillon	RB	Washington	43
3	Rod Payne	C	Michigan	76
4	Tremain Mack	S	Miami (Fla.)	111
5	Andre Purvis	NT	North Carolina	144
6	Canute Curtis	LB	West Virginia	176
7	William Carr	NT	Michigan	217

1998

Cincinnati traded DE Dan Wilkinson to Washington for the No. 17 & No. 78 picks, and traded the No. 135 pick to Indianapolis for QB Paul Justin.

RD.	PLAYER	POS.	COLLEGE	SEL. #
1a	Takeo Spikes	LB	Auburn	13
1b	Brian Simmons	LB	North Carolina	17
2	Artrell Hawkins	CB	Cincinnati	43
3a	Steve Foley	LB	Northeast Louisiana	75
3b	Mike Goff	G	Iowa	78
4	Glen Steele	DL	Michigan	105
5	None			
6	Jason Tucker	WR	Texas Christian	167
7a	Marcus Parker	FB	Virginia Tech	202
7b	Damian Vaughn	TE	Miami (Ohio)	222

1999

RD.	PLAYER	POS.	COLLEGE	SEL. #
1	Akili Smith	QB	Oregon	3
2	Charles Fisher	CB	West Virginia	33
3	Cory Hall	S	Fresno State	65
4	Craig Yeast	WR	Kentucky	98
5	Nick Luchey	FB	Miami (Fla.)	135
6	Kelly Gregg	NT	Oklahoma	173
7a	Tony Coats	G	Washington	209
7b	Scott Covington	QB	Miami (Fla.)	245
7c	Donald Broomfield	DE	Clemson	249

2000

RD.	PLAYER	POS.	COLLEGE	SEL. #
1	Peter Warrick	WR	Florida State	4
2	Mark Roman	CB	Louisiana State	34
3	Ron Dugans	WR	Florida State	66
4	Curtis Keaton	HB	James Madison	97
5	Robert Bean	CB	Mississippi State	133
6	Neil Rackers	K	Illinois	169
7	Brad St. Louis	TE-LS	SW Missouri State	210

2001

RD.	PLAYER	POS.	COLLEGE	SEL. #
1	Justin Smith	DE	Missouri	4
2	Chad Ochocinco	WR	Oregon State	36
3	Sean Brewer	TE	San Jose State	66
4	Rudi Johnson	HB	Auburn	100
5	Victor Leyva	G	Arizona State	135
6	Riall Johnson	LB	Stanford	168
7	T.J. Houshmandzadeh	WR	Oregon State	204

2002

Cincinnati traded the No. 73 and No. 145 picks to Carolina for the No. 67 pick.

RD.	PLAYER	POS.	COLLEGE	SEL. #
1	Levi Jones	OT	Arizona State	10
2	Lamont Thompson	FS	Washington State	41
3	Matt Schobel	TE	Texas Christian	67
4	Travis Dorsch	K-P	Purdue	109
5	None			
6	Marquand Manuel	FS	Florida	181
7	Joey Evans	DE	North Carolina	219

2003

RD.	PLAYER	POS.	COLLEGE	SEL. #
1	Carson Palmer	QB	Southern California	1
2	Eric Steinbach	G	Iowa	33
3	Kelley Washington	WR	Tennessee	65
4a	Dennis Weathersby	CB	Oregon State	98
4b	Jeremi Johnson	FB	Western Kentucky	118
5	Khalid Abdullah	OLB	Mars Hill	136
6	Langston Moore	DT	South Carolina	174
7a	Scott Kooistra	OT	North Carolina State	215
7b	Elton Patterson	DE	Central Florida	259

2004

Cincinnati traded the No. 17 pick to Denver for CB Deltha O'Neal and the No. 24 and No. 117 selections; Cincinnati later traded the No. 24 pick to St. Louis for the No. 26 and No. 123 choices. Cincinnati also traded HB Corey Dillon to New England for the No. 56 pick.

RD.	PLAYER	POS.	COLLEGE	SEL. #
1	Chris Perry	HB	Michigan	26
2a	Keiwan Ratliff	CB	Florida	49
2b	Madieu Williams	FS	Maryland	56
3a	Caleb Miller	MLB	Arkansas	80
3b	Landon Johnson	OLB	Purdue	96
4a	Matthias Askew	DT	Michigan State	114
4b	Robert Geathers	DE	Georgia	117
4c	Stacy Andrews	OT	Mississippi	123
5	Maurice Mann	WR	Nevada	149
6	Greg Brooks	CB	Southern Mississippi	183
7	Casey Bramlet	QB	Wyoming	218

2005

RD.	PLAYER	POS.	COLLEGE	SEL. #
1	David Pollack	LB	Georgia	17
2	Odele Thurman	LB	Georgia	48
3	Chris Henry	WR	West Virginia	83
4	Eric Ghiaciuc	C	Central Michigan	119
5	Adam Kieft	OT	Central Michigan	153
6	Tab Perry	WR	UCLA	190
7	Jonathan Fanene	DE	Utah	233

2006

RD.	PLAYER	POS.	COLLEGE	SEL. #
1	Johnathan Joseph	CB	South Carolina	24
2	Andrew Whitworth	OL	Louisiana State	55
3	Frostee Rucker	DE	Southern California	91
4	Domata Peko	DT	Michigan State	123
5	A.J. Nicholson	LB	Florida State	157
6	Reggie McNeal	WR	Texas A&M	193
7a	Ethan Kilmer	S	Penn State	209
7b	Bennie Brazell	WR	Louisiana State	231
3-5*	Ahmad Brooks	LB	Virginia	

*selected in third round of NFL Supplemental Draft

2007

RD.	PLAYER	POS.	COLLEGE	SEL. #
1	Leon Hall	CB	Michigan	18
2	Kenny Irons	HB	Auburn	49
3	None			
4	Marvin White	S	Texas Christian	114
5	Jeff Rowe	QB	Nevada	151
6	Matt Toeaina	DT	Oregon	187
7a	Dan Santucci	C	Notre Dame	230
7b	Chinedum Ndukwe	S	Notre Dame	253

2008

RD.	PLAYER	POS.	COLLEGE	SEL. #
1	Keith Rivers	LB	Southern California	9
2	Jerome Simpson	WR	Coastal Carolina	46
3a	Pat Sims	DT	Auburn	77
3b	Andre Caldwell	WR	Florida	97
4	Anthony Collins	OT	Kansas	112
5	Jason Shirley	DT	Fresno State	145
6a	Corey Lynch	S	Appalachian State	177
6b	Matt Sherry	TE	Villanova	207
7a	Angelo Craig	DE	Cincinnati	244
7b	Mario Urrutia	WR	Louisville	246

2009

RD.	PLAYER	POS.	COLLEGE	SEL. #
1	Andre Smith	OT	Alabama	6
2	Rey Mauluga	LB	Southern California	38
3a	Michael Johnson	DE	Georgia Tech	70
3b	Chase Coffman	TE	Missouri	98
4	Jonathan Luigs	C	Arkansas	106
5	Kevin Huber	P	Cincinnati	142
6a	Morgan Trent	CB	Michigan	179
6b	Bernard Scott	HB	Abilene Christian	209
7a	Fi Vakapuna	FB	Brigham Young	215
7b	Clinton McDonald	DT	Memphis	249
7c	Freddie Brown	WR	Utah	252

NFL FIRST-ROUND DRAFT PICKS – OFFENSE VS. DEFENSE

The 2009 NFL Draft saw 19 offensive players and 13 defensive players selected in the first round. The breakdown by offense/defense in round No. 1 over the last 15 drafts:

Year	Off.	Def.	Year	Off.	Def.	Year	Off.	Def.
2009	19	13	2004	19	13	1999	16	15
2008	16	15	2003	14	18	1998	14	16
2007	15	17	2002	16	16	1997	14	16
2006	19	13	2001	15	16	1996	17	13
2005	19	16	2000	17	14	1995	18	14

BENGALS ALUMNI LIST 1968-2008

SCHOOL	PLAYERS	SCHOOL	PLAYERS	SCHOOL	PLAYERS	SCHOOL	PLAYERS
Abilene Christian.....	2	Holy Cross	2	Morehead State.....	3	Southwest Missouri State.....	1
Alabama.....	12	Houston.....	8	Morgan State.....	1	Southwest Texas State.....	2
Alabama A&M.....	1	Howard.....	1	Morris Brown.....	1	Stanford.....	6
Albany State (Ga.).....	1	Howard Payne.....	1	Nebraska.....	8	Stephen F. Austin.....	1
Alcorn State (Alcorn A&M).....	1	Idaho.....	2	Nevada-Las Vegas.....	1	Syracuse.....	6
Appalachian State.....	2	Illinois.....	8	Nevada.....	3	Taylor.....	1
Arizona.....	5	Indiana.....	8	New Mexico State.....	2	Temple.....	2
Arizona State.....	13	Iowa.....	7	New York Tech.....	1	Tennessee.....	10
Arkansas.....	5	Iowa State.....	3	North Alabama.....	2	Tennessee State.....	8
Arkansas A.M.&N.....	2	Jackson State.....	2	North Carolina.....	6	Texas.....	8
Arkansas State.....	3	Jacksonville State.....	1	North Carolina A&T.....	4	Texas A&I.....	1
Auburn.....	12	James Madison.....	1	North Carolina Central.....	1	Texas A&M.....	11
Augustana (Ill.).....	1	Johnson C. Smith.....	1	North Carolina State.....	6	Texas Christian.....	6
Augustana (S.D.).....	2	Kansas.....	8	North Dakota.....	1	Texas El-Paso.....	1
Ball State.....	3	Kansas State.....	5	North Dakota State.....	1	Texas Southern.....	1
Baylor.....	3	Kent State.....	1	Northeast Louisiana.....	2	Texas Tech.....	2
Bethune-Cookman.....	2	Kentucky.....	6	Northeast Missouri State.....	1	Toledo.....	4
Boise State.....	3	Lamar.....	1	Northeastern.....	1	Troy.....	1
Boston College.....	6	Lane College.....	1	Northern Illinois.....	2	Tufts.....	1
Boston Univ.....	2	Langston.....	1	Northern Michigan.....	1	Tulane.....	4
Bowling Green.....	3	Lehigh.....	2	Northwestern.....	2	Tulsa.....	2
Brigham Young.....	8	Liberty.....	1	Northwestern Oklahoma.....	1	Tuskegee.....	1
Buffalo.....	1	Lincoln.....	2	Northwestern State (La.).....	3	UCLA.....	9
California.....	6	Lindenwood.....	1	Notre Dame.....	12	Union (N.Y.).....	1
Cal State-Fullerton.....	2	Los Angeles State.....	2	Ohio State.....	22	United States Int'l.....	2
Cal State-Long Beach.....	2	Louisiana-Lafayette.....	1	Ohio Univ.....	2	Utah.....	8
Cal State-Sacramento.....	1	Louisiana State.....	11	Ohio Wesleyan.....	1	Utah State.....	1
Cameron.....	1	Louisiana Tech.....	2	Oklahoma.....	6	Vanderbilt.....	2
Carroll College.....	1	Louisville.....	8	Oklahoma State.....	5	Virginia.....	4
Carson-Newman.....	1	Maine.....	2	Oregon.....	8	Virginia Tech.....	3
Catawba.....	1	Mankato State.....	1	Oregon State.....	8	Virginia Union.....	2
Central Florida.....	2	Mars Hill.....	1	Pacific.....	2	Wake Forest.....	2
Central Michigan.....	5	Marshall.....	5	Penn State.....	14	Washington.....	6
Central State (Ohio).....	1	Maryland.....	8	Pittsburg State.....	1	Washington State.....	8
Central State (Okla.).....	1	Massachusetts.....	2	Pittsburgh.....	9	West Chester.....	1
Central Washington.....	1	McGill (Canada).....	1	Portland State.....	1	West Virginia.....	14
Chico State.....	1	McMurry.....	1	Princeton.....	1	Western Carolina.....	1
Cincinnati.....	14	McNeese State.....	2	Purdue.....	4	Western Illinois.....	2
Clemson.....	3	Memphis.....	3	Rice.....	1	Western Kentucky.....	2
Coastal Carolina.....	1	Miami (Fla.).....	12	Richmond.....	1	Western Michigan.....	1
Colorado.....	10	Miami (Ohio).....	10	Rutgers.....	1	Wichita State.....	2
Colorado State.....	3	Michigan.....	15	Samford.....	1	Williams.....	1
Dartmouth.....	1	Michigan State.....	12	Sam Houston State.....	1	Wingate.....	1
Davidson.....	1	Michigan Tech.....	1	San Diego State.....	7	Wisconsin.....	5
Dayton.....	1	Middle Tennessee State.....	1	San Jose State.....	5	Wisconsin-LaCrosse.....	1
Duke.....	2	Miles College.....	1	South Carolina.....	11	Wooster.....	1
Earlham College.....	1	Millikin.....	1	South Carolina State.....	2	Wyoming.....	2
East Carolina.....	3	Minnesota.....	5	South Dakota.....	1	Xavier (Ohio).....	1
East Tennessee State.....	1	Mississippi.....	4	Southern Arkansas.....	2	Yale.....	2
Eastern Illinois.....	1	Mississippi State.....	4	Southern California.....	11	(no college).....	2
Eastern Kentucky.....	1	Mississippi Valley State.....	3	Southern Illinois.....	1		
Eastern Michigan.....	3	Missouri.....	2	Southern Methodist.....	5		
Eastern Washington.....	2	Montana.....	2	Southern Mississippi.....	2		
Evansville.....	1	Montana State.....	1	Southern Univ.....	1		
Findlay.....	2						
Fisk.....	1						
Florida.....	16						
Florida A&M.....	3						
Florida State.....	6						
Fresno State.....	8						
Frostburg State.....	1						
Furman.....	2						
Gardner-Webb.....	1						
Georgia.....	9						
Georgia Tech.....	1						
Grambling.....	6						
Hampton (Va.).....	2						
Harvard.....	3						
Hawaii.....	2						

BENGALS TAP THE BUCKEYE PIPELINE

Ohio State is the top supplier of college talent to the Bengals, with 22 former Buckeyes having qualified for the team's official all-time roster.

The list is headlined by former Pro Bowl FB **Pete Johnson** (1977-83), the No. 4 rusher in Bengals history, as well as by RB **Archie Griffin** (1976-83), CB **Ray Griffin** (1978-84), OT **Rufus Mayes** (1970-78) and DT **Dan Wilkinson** (1994-97).

The University of Florida is in second place with 16 Bengals alumni. Michigan is third with 15, followed by the University of Cincinnati, Penn State and West Virginia all tied for fourth place with 14 each.

BENGALS ALL-TIME ROSTER

To be eligible for the all-time roster, a player must have been in uniform for at least one regular-season or postseason game, or spent a minimum of four games on the roster (including inactive status). A player who qualifies under these guidelines will also be credited for seasons in which he was on a reserve list but did not play or dress for a game. Players who spend time on a reserve list but have never played or dressed for a game do not qualify for the all-time roster. The Practice Squad does not qualify.

NO.	NAME	POS.	YRS.	COLLEGE
— A —				
53	Abdullah, Khalid	LB	'03-'04*	Mars Hill
46	Adams, Blue	CB	'07	Cincinnati
52	Adams, Doug	LB	'71-'74	Ohio State
95	Adams, Sam	DT	'06	Texas A&M
40	Alexander, Charles	HB-FB	'79-'85	Louisiana State
82	Alexis, Alton	WR	'80	Tulane
33	Ambrose, Ashley	CB	'96-'98	Miss. Valley St.
89	Amser, Martin	DE	'70	Evansville
31	Anderson, Jerry	S	'77	Oklahoma
14	Anderson, Ken	QB	'71-'86	Augustana (Ill.)
71	Anderson, Willie	OT	'96-'07	Auburn
79	Andrews, Stacy	G-OT	'04-'08	Mississippi
78	Archer, Dan	OT	'68	Oregon
33	Armour, JoJuan	S-LB	'99-'02	Miami (Ohio)
61	Aranson, Doug	G	'87	San Diego State
65	Arthur, Mike	C	'91-'92	Texas A&M
96	Askew, Matthias	DT	'04-'05	Michigan State
51	Avery, Ken	LB	'69-'74	So. Mississippi

— B —				
85	Baccaglio, Martin	DE	'68-'70	San Jose State
79	Bacon, Coy	DE	'76-'77	Jackson State
10	Bahr, Chris	K	'76-'79	Penn State
18	Bailey, Thomas	WR	'95	Auburn
42	Ball, Eric	FB-KOR	'89-'94	UCLA
38	Banks, Estes	RB	'68	Colorado
90	Bankston, Michael	DE	'98-'00	Sam Houston State
35	Barber, Chris	S	'87-'89*	North Carolina A&T
86	Barber, Mike	WR	'90-'92*	Marshall
53	Barker, Leo	LB	'84-'91	New Mexico State
93	Barndt, Tom	DT	'00	Pittsburgh
38,35	Barnight, Michael	RB	'99-'00*	North Carolina A&T
84	Bass, Don	WR-TE	'78-'81	Houston
89	Battaglia, Marco	TE	'96-'01	Rutgers
31	Battle, Ralph	DB	'84	Jacksonville State
21	Bauman, Rashad	CB	'04-'06*	Oregon
23,49	Bean, Robert	CB	'00-'01	Mississippi State
58	Beauchamp, Al	LB	'68-'75	Southern U.
45	Beckett, Rogers	S	'03-'04	Marshall
26	Bell, Leonard	S	'87	Indiana
40	Bell, Myron	S	'88-'99	Michigan State
21	Benjamin, Ryan	RB	'93	Pacific
35	Bennett, Antoine	CB	'91-'92	Florida A&M
16	Bennett, Ben	QB	'87	Duke
36	Bennett, Brandon	RB-KOR	'98-'03*	South Carolina
32	Benson, Cedric	RB	'08	Texas
57	Bentley, Ray	LB	'92	Central Michigan
66	Bergey, Bill	LB	'69-'73	Arkansas State
82	Berry, Royce	DE	'69-'75*	Houston
79	Berthussen, Bill	DE	'87	Iowa State
21	Bienim, Eric	RB-KOR	'95-'98	Colorado
24	Billups, Lewis	CB	'86-'91	North Alabama
66	Blackman, Ken	CB	'96-'99*	Illinois
37	Blackmon, Roosevelt	CB	'98-'99	Morris Brown
56	Blackstock, Darryl	LB-DE	'08	Virginia
29	Blackwood, Lyle	S-PR	'73-'75	Texas Christian
74	Blados, Brian	G-OT	'71	North Carolina
45	Blair, Michael	FB	'98	Ball State
8	Blake, Jeff	QB	'94-'99	East Carolina
41	Body, Patrick	CB	'05	Toledo
36	Booker, Vaughn	DE	'00-'02	Cincinnati
32	Borders, Nate	S	'87	Indiana
61	Boyersky, Jerry	NT	'82-'85	Pittsburgh
85	Boyd, LaVell	WR	'00	Louisville
85	Brabham, Dan	LB	'68	Arkansas

NO.	NAME	POS.	YRS.	COLLEGE
60	Bradley, Chuck	OT	'93	Kentucky
55	Brady, Ed	LB-LS	'86-'91	Illinois
74	Braham, Rich	C-G	'94-'06*	West Virginia
4	Bramlet, Casey	QB	'04	Wyoming
58	Braxton, David	LB	'94	Wake Forest
3,10	Breech, Jim	K	'80-'92	California
34	Breeden, Louis	CB	'77-'87*	N. Carolina Central
18	Breen, Adrian	QB	'87	Morehead State
83	Brennan, Brian	WR	'92	Boston College
60	Brennan, Mike	OT	'90-'91	Notre Dame
88	Brewer, Sean	TE	'01-'02*	San Jose State
10	Brice, Will	P	'99	Virginia
47	Bright, Greg	S	'80-'81	Morehead State
65	Briz, Darrick	C	'94-'98	Oregon State
43	Brim, Mike	CB	'93-'95	Virginia Union
50,55	Brooks, Ahmad	LB	'06-'07	Virginia
82	Brooks, Billy	WR	'76-'79	Oklahoma
27	Brooks, Greg	CB	'04-'06*	Southern Mississippi
21	Brooks, James	RB	'84-'91	Auburn
33	Broussard, Steve	RB	'94	Washington State
75	Brown, Anthony	OT-G	'95-'98	Utah
78	Brown, Bob	DT	'75-'76	Arkansas A,M&N
81	Brown, Eddie	WR	'85-'91	Miami (Fla.)
86	Brown, Ken	WR	'87	Southern Arkansas
80	Brown, Tom	WR	'87	Augustana (S.D.)
21	Browner, Jim	S	'79-'80	Notre Dame
79	Browner, Ross	DE	'78-'86	Notre Dame
72	Brumfield, Scott	G	'93-'97	Brigham Young
52	Buchanan, Tim	LB	'69	Hawaii
99	Buck, Jason	DE	'87-'90	Brigham Young
96	Buckner, Brentson	NT	'97	Clemson
89	Buie, Drew	WR	'72	Catawba
74	Bujnoch, Glenn	G	'76-'82	Texas A&M
55	Buncom, Frank	LB	'68	Southern California
28	Burk, Scott	S	'79	Oklahoma State
67	Burley, Gary	DE	'75-'83*	Pittsburgh
38	Burns, Jason	RB	'95	Wisconsin
21	Burris, Jeff	CB	'02-'03	Notre Dame
58	Bush, Blair	C	'78-'82	Washington
88	Bush, Steve	TE-FB-LS	'97-'00	Arizona State
36,40	Busing, John	S	'06-'08	Miami (Ohio)
27	Bussey, Barney	S-KOR	'86-'92	South Carolina St.

— C —				
68	Cadigan, Dave	G	'94	Southern California
87	Caldwell, Andre	WR	'08	Florida
50	Cameron, Glenn	LB	'75-'85	Florida
64	Canale, Justin	G	'69	Mississippi State
34	Carey, Richard	CB	'89	Idaho
70	Carpenter, Ron	DT-DE	'70-'76	North Carolina St.
32	Carpenter, Ron	S	'93	Miami (Ohio)
86	Carroll, Wesley	WR	'93	Miami (Fla.)
45	Carter, Carl	CB	'90	Texas Tech
42	Carter, Chris	S	'00-'01	Texas
32	Carter, Ki-Jana	RB	'95-'99*	Penn State
21	Carter, Tom	CB	'99-'01	Notre Dame
11	Carter, Virgil	QB	'70-'73*	Brigham Young
37	Casanova, Tommy	S-PR	'72-'77	Louisiana State
21	Castille, Simeon	CB	'08	Alabama
56	Catchings, Toney	LB	'87	Cincinnati
55	Chamberlin, Frank	LB	'03-'04*	Boston College
81	Chandler, Al	TE	'73-'74	Oklahoma
24	Chapman, Clarence	CB	'80-'81	Eastern Michigan
83	Chatman, Antonio	WR	'06-'08	Cincinnati
91	Chevrier, Randy	LS	'01	McGill (Canada)
79	Chomyszak, Steve	DT-DE	'68-'73	Syracuse
11	Christensen, Jeff	QB	'83	Eastern Illinois
57	Clark, Bernard	LB	'90-'91	Miami (Fla.)
42,35	Clark, Boobie	FB	'73-'78	Bethune-Cookman
11	Clark, Bryan	QB	'84	Michigan State
21	Clark, Rico	CB	'99	Louisville
11	Clark, Wayne	QB	'74	U.S. International
92	Clemons, Duane	DE	'03-'05	California
86,49	Coats, Daniel	TE-FB	'07-'08	Brigham Young
61	Coats, Tony	G	'99	Washington

NO.	NAME	POS.	YRS.	COLLEGE
24	Cobb, Marvin	S	'75-79	Southern California
89	Cobb, Mike	TE	'77	Michigan State
23	Coleman, Al	S	'69-71	Tennessee State
60	Coleman, Reggie	OT	'02	Tennessee
55	Collins, Andre	LB	'95-97	Penn State
73	Collins, Anthony	OT	'08	Kansas
90	Collins, Gerald	LB	'95	Vanderbilt
76	Collins, Glen	DE	'82-85	Mississippi State
80	Collinsworth, Cris	WR	'81-88	Florida
38	Conley, Steve	RB	'72	Kansas
12	Cook, Greg	QB	'69-74*	Cincinnati
64	Cook, Kyle	C	'08	Michigan State
92	Copeland, John	DE-DT	'93-00	Alabama
81	Corbett, Jim	TE	'77-80	Pittsburgh
76	Cornish, Frank	DT	'70	Grambling
88	Coslet, Bruce	TE	'69-76	Pacific
6	Costello, Brad	P	'98-99	Boston U.
46,29	Cottrhan, Jeff	FB	'94-96	Ohio State
70	Cotton, Barney	G	'79	Nebraska
52	Cousino, Brad	LB	'75	Miami (Ohio)
4	Covington, Scott	QB	'99-01	Miami (Fla.)
10	Crabtree, Eric	WR	'69-71	Pittsburgh
34	Craig, Neal	S	'71-73	Fisk
42	Crocker, Chris	S	'08	Marshall
60	Crummey, Andrew	C	'08	Maryland
72	Cupp, Keith	OT	'87	Findlay
98	Curtis, Canute	LB	'97-02	West Virginia
85	Curtis, Isaac	WR	'73-84	San Diego State

— D —

96	Davidson, Kenny	DE	'96	Louisiana State
26	Davis, Charlie	RB	'74-75*	Colorado
31	Davis, Lee	CB	'85	Mississippi
21	Davis, Oliver	S	'81-82	Tennessee State
27	Davis, Ricky	S	'75	Alabama
35,25	Davis, Tony	RB-PR	'76-78	Nebraska
34	Dawson, Clifton	RB	'07	Harvard
93	DeAyala, Kiki	LB	'86-87	Texas
85	DeGraffenreid, Allen	WR	'93	Ohio State
50	DeLeone, Tom	G-C	'72-73	Ohio State
73	DeMarco, Brian	G	'99	Michigan State
63	Dennis, Guy	G	'69-72	Florida
74	Dennis, Mark	OT	'94	Illinois
56	DePaso, Tom	LB	'78	Penn State
51	Devlin, Chris	LB	'75-78*	Penn State
34	Dillahunt, Ellis	S	'88	East Carolina
28	Dillon, Corey	RB	'97-03	Washington
38	Dingle, Mike	RB	'91-92*	South Carolina
52,51	Dinkel, Tom	LB	'78-83, '85	Kansas
51	Dixon, Gerald	LB	'96-97	South Carolina
29	Dixon, Rickey	DB	'88-92	Oklahoma
66	Donahue, Mark	G	'78-79	Michigan
10	Dorsch, Travis	P-K	'02	Purdue
27	Dorsey, DeDe	RB	'07-08	Lindenwood
44	Doss, Mike	S	'08	Ohio State
76	Doughty, Mike	OT	'99-00*	Notre Dame
67	Douglas, David	OT	'86-88	Tennessee
45	Douthard, Ty	RB	'97	Illinois
44	Dressler, Doug	RB	'70-74*	Chico State
41	Duckett, Forey	DB	'94	Nevada-Reno
81	Dugans, Ron	WR	'00-02	Florida State
80	Dunn, David	WR-KOR	'95-98	Fresno State
21	Dunn, Paul	RB	'70	U.S. International
29	Durko, Sandy	S	'70-72*	Southern California
27	Dyer, Ken	S	'69-71	Arizona State

— E —

70	Eaddy, James	NT	'87	New York Tech
53,87,				
41	Edmonds, Chris	LB-TE-FB	'01-03*	West Virginia
73	Edwards, Eddie	DE-DT	'77-88	Miami (Fla.)
36	Elliott, Lenwil	RB	'73-78	NE Missouri State
59	Ely, Larry	LB	'70-71	Iowa
52	Elzey, Paul	LB	'68	Toledo
50	Erickson, Bernard	LB	'68	Abilene Christian
17	Ernst, Mike	QB	'73-74	Cal State-Fullerton
7	Esiason, Boomer	QB	'84-92, '97	Maryland

NO.	NAME	POS.	YRS.	COLLEGE
— F —				
31	Fain, Richard	CB	'91	Florida
63	Fairchild, Greg	G	'76-77	Tulsa
68	Fanene, Jonathan	DE	'05-08	Utah
33	Farley, John	RB	'84	Cal St.-Sacramento
83	Farmer, Danny	WR	'00-02	UCLA
96	Fears, Willie	DE	'87	Northwestern St. (La.)
44	Fenner, Derrick	FB	'92-94	North Carolina
72	Fest, Howard	G-OT	'68-75	Texas
25	Fisher, Charles	CB	'99-00*	West Virginia
11	Fitzpatrick, Ryan	QB	'07-08	Harvard
52	Flaherty, Tom	LB	'87	Northwestern
25	Fletcher, Jamar	CB	'08	Wisconsin
71	Fletcher, John	G	'87	Texas A&I
95	Foley, Steve	LB	'98-02*	Northeast Louisiana
67	Fontenot, Jerry	C	'04	Texas A&M
11	Ford, Mike	QB	'82	Southern Methodist
50	Francis, James	LB	'90-98	Baylor
39	Franklin, Pat	RB	'87	Southwest Texas St.
57	Frazier, Andre	LB	'06-07	Cincinnati
43	Frazier, Curt	CB	'68	Fresno State
49,58	Frazier, Guy	LB	'81-84	Wyoming
12	Frerotte, Gus	QB	'02	Tulsa
97	Frier, Mike	DE	'92-94	Appalachian State
47,83	Frisch, David	TE	'93-94	Colorado State
33	Fritts, Stan	RB	'75-76	North Carolina St.
33	Fulcher, David	S	'86-92	Arizona State
17	Fullhage, Scott	P	'87-88	Kansas State
42	Fuller, Mike	S-PR	'81-82	Auburn

— G —

18	Gallery, Jim	K	'89	Minnesota
48	Garrett, John	WR	'89	Princeton
89	Garrett, Shane	WR	'91-92*	Texas A&M
11	Gaynor, Doug	QB	'86	Cal State-Long Beach
91	Geathers, Robert	DE-LB	'04-08	Georgia
26	Gehrke, Jack	WR	'69	Utah
89	George, Tim	WR	'73	Carson-Newman
53	Ghiaciu, Eric	C	'05-08	Central Michigan
48	Gibler, Andy	TE	'83	Missouri
84	Gibson, Damon	WR-PR	'98	Iowa
99	Gibson, Oliver	DT-NT	'99-03	Notre Dame
30	Gilliard, Cory	S	'97	Ball State
64	Glass, Bill	G	'80	Baylor
42	Glover, LaVar	CB	'02	Cincinnati
63	Goff, Mike	G-OT-C	'98-03	Iowa
58	Gordon, Alex	LB	'91-93	Cincinnati
33	Graham, Kenny	S	'70	Washington State
41	Graham, Scottie	RB	'97	Ohio State
17	Graham, Shayne	K	'03-08	Virginia Tech
24	Grant, Alan	CB	'93	Stanford
98	Grant, David	NT	'88-91	West Virginia
91	Granville, Billy	LB	'97-00	Duke
41	Graves, White	S	'68	Louisiana State
41	Green, Dave	P-K	'74-75	Ohio U.
28	Green, Harold	RB	'90-95	South Carolina
18	Green, Skyler	WR	'07	Louisiana State
45	Griffin, Archie	RB	'76-83*	Ohio State
87	Griffin, Damon	WR-PR	'99-00	Oregon
22	Griffin, James	S	'83-85	Middle Tenn. St.
76	Griffin, Jim	DE	'68	Grambling
44	Griffin, Ray	CB-KOR	'78-84	Ohio State
46	Groce, Cliff	FB	'99-00	Texas A&M
28	Gullitory, John	DB	'69-70	Stanford
27	Gunn, Lance	S	'93	Texas
89	Gunner, Harry	DE	'68-69	Oregon State
62	Gutierrez, Brock	C-G	'96-02	Central Michigan

— H —

45	Haddix, Wayne	CB	'91	Liberty
35	Haffner, Mike	WR	'71	UCLA
26	Hall, Cory	S	'99-02	Fresno State
29	Hall, Leon	CB	'07-08	Michigan
88	Hamilton, Lawrence	WR	'03	Stephen F. Austin
71	Hammerstein, Mike	DE-NT	'86-90*	Michigan
66	Hannula, Jim	OT	'83	Northern Illinois
45,41	Hardy, Adrian	CB	'94-95	Northwestern St. (La.)
51	Hardy, Kevin	LB	'03-04	Illinois

NO.	NAME	POS.	YRS.	COLLEGE
36	Hargrove, Jim	RB	'81	Wake Forest
57	Harmon, Ed	LB	'69	Louisville
96	Harrington, Chris	DE	'08	Texas A&M
53	Harris, Bo	LB	'75-82	Louisiana State
26	Harris, Jim	DB	'71	Howard Payne
83	Harris, M.L.	TE	'80-85	Kansas State
8	Harris, Nick	P	'01-03	California
5	Harris, Orien	DT	'08	Miami (Fla.)
27	Hawkins, Artrell	CB	'98-03	Cincinnati
5	Hayes, Jeff	P	'86	North Carolina
69	Headrick, Sherrill	LB	'68	Texas Christian
20	Hearst, Garrison	RB	'96	Georgia
36	Heath, Jo-Jo	DB	'80	Pittsburgh
22	Heath, Rodney	CB	'99-01	Minnesota
34	Hebert, Kyries	S	'08	Louisiana-Lafayette
50	Henderson, Eric	DE-LB	'07-08*	Georgia Tech
15	Henry, Chris	WR	'05-08	West Virginia
38	Henson, Champ	RB	'75	Ohio State
34	Herock, Ken	TE	'68	West Virginia
22	Herring, Kim	S	'04-05*	Penn State
16	Hertel, Rob	QB	'78	Southern California
56	Hibler, Mike	LB	'68	Stanford
27	Hicks, Bryan	S	'80-84*	McNeese State
84, 19	Hill, Jeff	WR	'94-96	Purdue
89	Hillary, Ira	WR	'87-89	South Carolina
98	Hinkle, George	DE	'93	Arizona
58	Hobson, Victor	LB	'08	Michigan
52	Hodge, Abdul	LB	'08	Iowa
83	Holden, Steve	WR	'77	Arizona State
40	Hollifield, John	RB	'88-89*	West Virginia
76	Holland, Vernon	OT	'71-79	Tennessee State
12	Hollas, Don	QB	'91-94*	Rice
62	Holman, Rodney	TE	'82-92	Tulane
18	Holt, Glenn	WR-KOR	'06-08	Kentucky
71	Horn, Rod	NT	'80-81	Nebraska
10	Horne, Greg	P	'87	Arkansas
20	Horton, Ray	CB	'83-88	Washington
84	Houshmandzadeh, T.J.	WR-PR	'01-08	Oregon State
20	Howard, Ty	CB	'99	Ohio State
71	Howe, Garry	NT	'93	Colorado
58	Hundon, James	WR	'96-99	Portland State
20	Hunt, Bobby	S	'68-69	Auburn
31	Hunt, Gary	DB	'87	Memphis State
72	Hunt, Ron	OT	'76-78	Oregon

— I —

— J —

92	Inglis, Tim	LB	'87-88	Toledo
23	Jackson, Bernard	S-CB-KOR	'72-76	Washington State
28	Jackson, Dexter	S	'06-08	Florida State
65	Jackson, John	OT	'00-01	Eastern Kentucky
95	Jackson, LaDairis	LB	'03-04*	Oregon State
37	Jackson, Robert	S	'81-87, '89*	Central Michigan
80	Jackson, Willie	WR	'98-99	Florida
80	James, Lynn	WR	'90-91	Arizona State
20, 26	James, Tory	CB	'03-06	Louisiana State
30	Jauron, Dick	S	'78-81*	Yale
93	Jeanty, Rashad	LB	'06-08	Central Florida
57	Jefferson, Kevin	LB	'94-95	Lehigh
87	Jeffries, Curtis	TE	'87	Louisville
84	Jenkins, Mike	WR	'97	Hampton
25	Jennings, Ligarius	CB	'01-02	Tennessee State
36	Jennings, Stanford	RB-KOR	'84-90	Furman
68	Jetton, Paul	C-G	'89-91	Texas
30	Johnson, Bill	RB	'85-87	Arkansas State
54	Johnson, Bob	C	'68-79	Tennessee
59	Johnson, Brandon	LB	'08	Louisville
	Johnson, Chad (changed name; see Chad Ochocinco)			
68, 99	Johnson, Donnell	OT	'93	Johnston C. Smith
11	Johnson, Doug	QB	'06	Florida
19	Johnson, Essex	RB-PR	'68-75	Grambling
39	Johnson, James	RB	'08	Kansas State
31	Johnson, Jeremi	FB	'03-08*	Western Kentucky
29	Johnson, Jim	DB	'69	South Carolina St.
55	Johnson, John	LB	'94	Clemson
80	Johnson, Ken	DE	'71-77	Indiana
59	Johnson, Landon	LB	'04-07	Purdue
11	Johnson, Lee	P-K	'88-98	Brigham Young

NO.	NAME	POS.	YRS.	COLLEGE
43	Johnson, Mark	S	'87	Western Kentucky
46	Johnson, Pete	FB	'77-83	Ohio State
50	Johnson, Riall	LB	'01-03	Stanford
32	Johnson, Rudi	RB	'01-07	Auburn
90	Johnson, Tim	DT	'96	Penn State
78	Johnson, Walter	DT	'77	Los Angeles State
18	Joiner, Charlie	WR	'72-75	Grambling
57	Jolitz, Evan	LB	'74	Cincinnati
32	Jones, Bob	S	'73-74	Virginia Union
66	Jones, Dan	OT	'93-95	Maine
20	Jones, David	CB	'07-08	Wingate
57	Jones, Dhani	LB	'07-08	Michigan
44	Jones, Herana-Daze	S	'06-08	Indiana
76	Jones, Levi	OT	'02-08	Arizona State
25	Jones, Rod (Roderick)	CB	'90-96	Southern Methodist
60	Jones, Rod (Rodrek)	OT-G	'96-00	Kansas
24	Jones, Roger	CB	'94-96	Tennessee State
77	Jones, Scott	OT	'89, '91	Washington
74, 78	Jones, Willie Lee	DT-DE	'68, '70-71	Kansas St.
83	Jordan, Kevin	WR	'96*	UCLA
36	Joseph, James	RB	'95	Auburn
22	Joseph, Johnathan	CB	'06-08	South Carolina
12	Joseph, Kerry	QB	'96	McNeese State
10	Justin, Paul	QB	'98	Arizona State

— K —

34	Kaesviharn, Kevin	S-CB	'01-06	Augustana (S.D.)
62	Kalis, Todd	G	'95	Arizona State
84	Kattus, Eric	TE	'86-91	Michigan
56	Kearney, Tim	LB	'72-74	Northern Michigan
29	Keaton, Curtis	RB-KOR	'00-01	James Madison
44	Keeling, Rex	P	'68	Samford
24	Kellermann, Ernie	S	'72	Miami (Ohio)
77	Kelly, Bob	OT	'68	New Mexico State
58	Kelly, Joe	LB	'86-89	Washington
87	Kelly, Mike	TE	'70-72	Davidson
82	Kelly, Reggie	TE	'03-08	Mississippi State
98	Kelly, Todd	DE	'95-96	Tennessee
26	Kemp, Bobby	S	'81-86	Cal State-Fullerton
89	Kern, Don	TE	'84-85	Arizona State
43	Kilmer, Ethan	S	'06-08*	Penn State
65	Kindricks, Bill	DT	'68	Alabama A&M
47	King, Charlie	CB	'68-69	Purdue
90	King, Emanuel	LB	'85-88	Alabama
41	King, Joe	S	'91	Oklahoma State
28	Kinnebrew, Larry	FB	'83-87	Tennessee State
55	Kirk, Randy	LB	'92-93	San Diego State
3	Kitna, Jon	QB	'01-05	Central Washington
7, 15	Klingler, David	QB	'92-95	Houston
71	Koch, Pete	DT	'84	Maryland
50	Koegel, Vic	LB	'74	Ohio State
68	Kollar, Bill	DT	'74-76	Montana State
75	Kooistra, Scott	G-OT	'03-08	North Carolina St.
30	Kors, R.J.	S	'93	Cal State-Long Beach
64	Kozerski, Bruce	C-G-OT	'84-95	Holy Cross
86	Kreider, Steve	WR	'79-86	Lehigh
6	Krenzle, Craig	QB	'05	Ohio State
15	Kresser, Eric	QB	'97-99	Marshall
75	Krevis, Al	OT	'75	Boston College
69	Krumrie, Tim	NT	'83-94	Wisconsin
59	Kurnick, Howie	LB	'79-80*	Cincinnati

— L —

40	Lamb, Ron	RB	'68-71	South Carolina
94, 58	Langford, Jevon	DE	'96-01	Oklahoma State
62	Lapham, Dave	G-C-OT	'74-83	Syracuse
19	Larson, Kyle	P	'04-08	Nebraska
83	Law, Dennis	WR-PR	'78	East Tennessee St.
80	Lawrie, Nate	TE	'07-08	Yale
68	Lawson, Steve	G	'71-72	Kansas
55	LeClair, Jim	LB	'72-83	North Dakota
58	Leeuwenburg, Jay	G-C	'99	Colorado
52	Levels, Dwayne	LB	'03	Oklahoma State
88	Levenseller, Mike	WR	'79-80	Washington State
15	Lewis, Dave	P-QB	'70-73	Stanford
77	Leyva, Victor	G-T	'01-03	Arizona State
75	Linn, Jack	G-OT	'93	West Virginia
62	Livingston, Nate	G	'08	Louisiana State
11	Livingston, Dale	P-K	'68-69	Western Michigan

NO.	NAME	POS.	YRS.	COLLEGE
52	Logan, James	LB	'95	Memphis
29, 23	Logan, Marc	RB	'87-'88	Kentucky
30	Lott, Anthone	CB	'97	Florida
30	Luchey, Nick (formerly Nick Williams)	FB/H-B	'99-02, '05	Miami (Fla.)
29	Lusby, Vaughn	CB-PR	'79	Arkansas
47	Lynch, Corey	S	'08	Appalachian State
35	Lynch, James	FB	'04	Maryland
— M —				
34	Mack, Tremain	S-CB-KOR	'97-'00	Miami (Fla.)
77	Maddox, Bob	DE	'74	Frostburg State
47	Maidlow, Steve	LB	'83-'84	Michigan State
96	Mallard, Josh	DE	'08	Georgia
9	Manca, Massimo	K	'87	Penn State
44	Manning, Aaron	CB	'87	Iowa State
95	Manning, Roy	LB	'07	Michigan
58	Manos, Sam	C	'87	Marshall
44	Manuel, Marquand	S	'02-'03	Florida
83	Marshall, Ed	WR	'71	Cameron (Okla.)
52	Marshall, Lemar	LB	'07	Michigan State
88	Martin, Mike	WR-PR-KOR	'83-'89	Illinois
98	Martin, Terrance	DT	'04	North Carolina State
24	Mathias, Ric	CB	'98-'99*	Wisconsin-LaCrosse
66	Mathis, Evan	G	'08	Alabama
57, 52	Matlock, John	C	'68	Miami (Fla.)
73	Matson, Pat	G	'68-'74	Oregon
6	Matthews, Shane	QB	'03	Florida
36	Mau'i'a, Reagan	FB	'08	Hawaii
96	Maxey, Curtis	NT	'88	Grambling
50, 58	Maxwell, Jim	LB	'07-'08	Gardner-Webb
10	Maxwell, Marcus	WR	'07-'08*	Oregon
71	Mayes, Rufus	OT	'70-'78	Ohio State
51	Mays, Corey	LB	'07-'08	Notre Dame
82	McCall, Ed	WR	'68	Miles College
72	McClendon, Skip	DE	'87-'91	Arizona State
65, 66	McClure, Wayne	LB	'68, '70	Mississippi
40	McCluskey, David	RB	'87	Georgia
86	McDaniel, John	WR	'74-'77	Lincoln
56	McDonald, Ricardo	LB	'92-'97	Pittsburgh
85	McGee, Tim	WR-KOR	'86-'92, '94-'95*	Tennessee
82	McGee, Tony	TE	'93-'01	Michigan
86	McGhee, Kanavis	LB	'94	Colorado
59	McGill, Karmeeleyah	LB	'93	Notre Dame
87	McInally, Pat	P-WR	'76-'85	Harvard
43	McMullen, Kirk	TE	'01	Pittsburgh
10	McNeal, Reggie	WR	'06	Texas A&M
42	McVea, Warren	WR	'68	Houston
58	Meehan, Greg	WR	'87	Bowling Green
58	Megna, Marc	LB	'00	Richmond
62	Melander, Jon	G	'92	Minnesota
59	Melontree, Andrew	LB	'80	Baylor
68	Middendorf, Dave	G	'68-'69	Washington State
38	Miles, Osteli	RB	'92-'93	Houston
56	Miller, Caleb	LB	'04-'07	Arkansas
44	Milne, Brian	FB	'96-'99	Penn State
42	Mitchell, Anthony	S	'04-'06*	Tuskegee
72	Mitchell, Mack	DE	'79	Houston
19	Mitchell, Scott	QB	'00-'01	Utah
99	Mitz, Alonzo	DE	'91-'92	Florida
93	Monds, Mario	DT	'01-'02*	Cincinnati
28	Montgomery, Cleotha	RB-PR-KOR	'80	Abilene Christian
65	Montoya, Max	G-OT	'79-'89	UCLA
60	Moore, Blake	C	'80-'83	Wooster
60	Moore, Eric	OT	'94	Indiana
29	Moore, Kelvin	S	'98-'99*	Morgan State
60	Moore, Langston	DT	'04	South Carolina
50	Moore, Larry	G-C	'04-'05	Brigham Young
65	Moore, Maully	DT	'75	Bethune-Cookman
73	Morabito, Tim	DT	'96	Boston College
21	Morgan, Melvin	CB	'76-'78	Mississippi Valley St.
26	Morrison, Reece	RB	'72-'73	Southwest Texas St.
73	Moyer, Ken	G-OT	'89-'94*	Toledo
16	Muhlmann, Horst	K	'69-'74	none
78	Muñoz, Anthony	OT	'80-'92	Southern California
25	Myers, Chip	WR	'69-'76	Northwestern Okla.
31	Myers, Greg	S-PR	'96-'99	Colorado State

NO.	NAME	POS.	YRS.	COLLEGE
96	Myers, Michael	DT	'07	Alabama
37	Myles, Reggie	CB-S	'02-'05	Alabama
— N —				
57	Naves, Hannibal	LB	'05	Colorado
41	Neal, Lorenzo	FB	'01-'02	Fresno State
52	Neal, Randy	LB	'95-'96	Virginia
41	Ndukwe, Chinedum	S	'07-'08	Notre Dame
53	Neidert, John	LB	'68	Louisville
52	Nicholson, A.J.	LB	'06	Florida State
42	Niehoff, Rob	S	'87	Cincinnati
95	Nix, Roosevelt	DE	'92-'93	Central State (Ohio)
12	Norseth, Mike	QB	'87-'88	Kansas
89	Novak, Jack	TE	'75	Wisconsin
— O —				
68	Obrovac, Mike	G-OT	'81-'83	Bowling Green
85	Ochocinco, Chad (formerly Chad Johnson)	WR	'01-'08	Oregon State
98	Odom, Antwan	DE	'08	Alabama
12	O'Donnell, Neil	QB	'98	Maryland
72	O'Dwyer, Matt	G	'99-'03	Northwestern
92	Ogobu, Eric	DE	'02	Maryland
96	Oglesby, Alfred	DT	'95	Houston
52	Ogletree, Craig	LB	'90	Auburn
26	Ohaletle, Ifeanyi	S	'05	Southern California
29	Oliver, Louis	S	'94	Florida
24	O'Neal, Deltha	CB	'04-'07	California
26	Orlando, Bo	S	'96-'97	West Virginia
— P —				
9	Palmer, Carson	QB	'03-'08	Southern California
5	Palmer, Jordan	QB	'08	Texas-El Paso
74	Park, Ernie	G	'69	McMurry
86	Parker, Carl	WR	'88-'89	Vanderbilt
24	Parker, Sirt	CB	'00	Texas A&M
20	Parrish, Lemar	CB-PR-KOR	'70-'77	Lincoln
93	Parten, Ty	DE	'93-'95	Arizona
98	Patterson, Elton	DE	'93-'04*	Central Florida
27	Paul, Tito	CB	'97	Ohio State
64	Payne, Rod	C	'97-'98*	Michigan
20	Peacock, Elvis	RB	'81	Oklahoma
94	Peko, Domata	DT	'06-'08	Michigan State
9	Pellfrey, Doug	K	'93-'99	Kentucky
64	Perrault, Pete	G	'68	Boston U.
23, 26	Perry, Chris	RB-KOR	'04-'08*	Michigan
31	Perry, Jason	S	'02	North Carolina State
32	Perry, Scott	CB	'76-'79	Williams
88	Perry, Tab	WR-KOR	'05-'07	UCLA
77	Peters, Frank	OT	'69	Ohio U.
50	Peterson, Ben	LB-LS	'99	Pittsburg State
53, 87	Peterson, Bill	LB	'68-'72	San Jose State
10	Philcox, Todd	QB	'90	Syracuse
30	Phillips, Jess	RB-DB	'68-'72	Michigan State
59	Phillips, Ray	LB	'77-'78	Nebraska
81, 80	Pickens, Carl	WR	'92-'99	Tennessee
42	Pickering, Clay	WR	'84-'85	Maine
58, 97	Pillman, Brian	LB	'84	Miami (Ohio)
81	Pleasant, Marquis	WR	'87	Southern Methodist
61	Poe, Bill	G	'87	Morehead State
99	Pollack, David	LB	'05-'07*	Georgia
76	Pollard, Trent	G-OT	'94-'96*	Eastern Washington
35	Poole, Nathan	RB	'79-'80	Louisville
13	Pope, Daniel	P	'00	Alabama
24	Pope, Geoffrey	CB	'08	Howard
72, 91	Powell, Carl	DE	'03-'05	Louisville
32	Price, Mitchell	CB-PR	'90-'93	Tulane
60	Pritchard, Ron	LB	'72-'77	Arizona State
68	Purefoy, Dave	DT	'78	Eastern Michigan
97	Purvis, Andre	DT-DE	'97-'99	North Carolina
— Q —				
89	Query, Jeff	WR	'92-'95	Millikin
— R —				
5	Rackers, Neil	K	'00-'02	Illinois
81	Randall, Dennis	DE	'68	Oklahoma State
27	Randolph, Al	CB	'72	Iowa
20	Randolph, Thomas	CB	'98	Kansas State

NO.	NAME	POS.	YRS.	COLLEGE
25	Ratliff, Keiwan.....	CB-PR	'04-07	Florida
61	Rayam, Tom.....	G	'92-93	Alabama
3	Rayner, Dave.....	K	'08	Michigan State
51	Razzano, Rick.....	LB	'80-84	Virginia Tech
52	Reasons, Gary.....	LB	'92	Northwestern St. (La.)
11	Reaves, John.....	QB	'75-78	Florida
79	Rehberg, Scott.....	G-OT	'00-03	Central Michigan
74	Reid, Mike.....	DT	'70-74	Penn State
75	Reimers, Bruce.....	G-OT	'84-91	Iowa State
67	Reinke, Jeff.....	DE	'87	Mankato State
88	Rembert, Reggie.....	WR	'91-93	West Virginia
70	Rice, Andy.....	DT	'68-69	Texas Southern
46	Rice, Dan.....	RB	'87	Michigan
10	Richardson, Kyle.....	P	'03-04*	Arkansas State
68	Richey, Tom.....	G-OT	'87	Kentucky
72	Riddle, Elston.....	DE	'92	Nevada-Reno
87	Riggs, Jim.....	TE	'87-92	Clemson
66	Riley, Bob.....	OT	'87	Indiana
13	Riley, Ken.....	CB	'69-83	Florida A&M
52, 64,				
50	Rimington, Dave.....	C	'83-87	Nebraska
55	Rivers, Keith.....	LB	'08	Southern California
30	Roberts, Terrell.....	CB	'03-04	Oregon State
98	Robinson, Bryan.....	DE-DT	'05-07	Fresno State
23	Robinson, Frank.....	CB	'92	Boise State
81	Robinson, Patrick.....	WR-PR-KOR	'93	Tennessee State
18	Robinson, Paul.....	RB-KOR	'68-72	Arizona
12	Roby, Courtney.....	WR	'07	Indiana
79	Rogers, Lamar.....	DE	'91-92	Auburn
74	Roland, Dennis.....	OT	'08	Georgia
20	Roman, Mark.....	CB-S	'00-03	Louisiana State
81	Roman, Nick.....	DE	'70-71	Ohio State
83	Romasko, Dave.....	TE	'87	Carroll College
94	Romer, Rich.....	LB	'88-89	Union (N.Y.)
57	Ross, Adrian.....	LB	'98-03	Colorado State
89, 84	Ross, Dan.....	TE	'79-83, '85	Northeastern
77	Rourke, Jim.....	OL	'88	Boston College
3	Rowe, Jeff.....	QB	'07	Nevada
92	Rucker, Frostee.....	DE	'06-08*	Southern California
95	Rucker, Keith.....	DT	'94-95	Ohio Wesleyan
88	Russell, Cliff.....	WR-KOR	'04	Utah
82	Russell, Wade.....	TE	'87	Taylor
51	Ruud, Tom.....	LB	'78-79	Nebraska

— S —

70	Saddler, Rod.....	DE	'91	Texas A&M
87	Sadowski, Troy.....	TE	'94-96	Georgia
27	Saffold, Saint.....	WR	'68	San Jose State
72	St. Clair, Mike.....	DE	'80-82	Gambling
48	St. Louis, Brad.....	LS-TE	'00-08	SW Missouri State
65	Santucci, Dan.....	C	'07-08*	Notre Dame
77	Sargent, Kevin.....	OT-G	'92-98*	Eastern Washington
98	Savage, Tony.....	DE	'92	Washington State
23	Sawyer, Corey.....	CB-PR	'94-98	Florida State
22	Sawyer, Ken.....	S	'74	Syracuse
56	Schlegel, Anthony.....	LB	'07	Ohio State
89	Schobel, Matt.....	TE	'02-05	Texas Christian
15	Schoner, Turk.....	QB	'80-85, '87-89	Stanford
10	Schroeder, Jay.....	QB	'93	UCLA
59	Schuh, Jeff.....	LB	'81-85	Minnesota
59	Schutt, Scott.....	LB	'87	North Dakota State
37	Scott, Bill.....	CB	'68	Idaho
86	Scott, Darnay.....	WR	'94-01*	San Diego State
93	Scott, Greg.....	DT	'04	Hampton
74	Scott, Tom.....	OT	'93	East Carolina
76	Scraftford, Kirk.....	OT	'90-92	Montana
55	Sellers, Lance.....	LB	'87	Boise State
35	Shade, Sam.....	S	'95-98	Alabama
90	Shaw, Eric.....	LB	'92-94	Louisiana Tech
68	Shaw, Scott.....	C	'98	Michigan State
39	Shaw, Sedrick.....	RB	'99	Iowa
30	Shelby, Willie.....	RB-PR-KOR	'76-77	Alabama
30	Shelling, Chris.....	S	'95-96	Auburn
23	Sherman, Rod.....	WR-K	'68	Southern California
64	Shinners, John.....	G	'73-77	Xavier (Ohio)
99	Shirley, Jason.....	DT	'08	Fresno State
59	Shumon, Ron.....	LB	'78	Wichita State

NO.	NAME	POS.	YRS.	COLLEGE
56	Simmons, Brian.....	LB	'98-06	North Carolina
96	Simmons, Clyde.....	DE	'98	Western Carolina
25	Simmons, John.....	CB-PR	'81-86	Southern Methodist
22	Simmons, Marcello.....	CB	'93	Southern Methodist
56	Simpkins, Ron.....	LB	'80-86*	Michigan
89	Simpson, Jerome.....	WR	'08	Coastal Carolina
90	Sims, Pat.....	DT	'08	Auburn
84	Sims, Reggie.....	TE	'87	Northern Illinois
70	Skow, Jim.....	DE	'86-89	Nebraska
45	Smiley, Tom.....	RB	'68	Lamar
11	Smith, Akili.....	QB	'99-02	Oregon
70	Smith, Artie.....	DE	'94-96	Louisiana Tech
91	Smith, Brad.....	LB	'93	Texas Christian
25	Smith, Daryl.....	LB	'87-88	North Alabama
60	Smith, Dave.....	OT	'88	Southern Illinois
31	Smith, Fletcher.....	CB-S-P	'68-71	Tennessee State
62	Smith, Gary.....	G	'84	Virginia Tech
76	Smith, Jeff.....	DE	'87	Earlham College
90	Smith, Justin.....	DE	'01-07	Missouri
62	Smith, Ken.....	G	'87	Miami (Ohio)
83	Smith, Kendal.....	WR	'89-90	Utah State
68	Smith, Ron.....	DT	'02	Lane College
66, 99	Smith, Shaun.....	DT	'04-06	South Carolina
24	Smith, Tommie.....	WR	'69	San Jose State
59	Spearmann, Armegis.....	LB	'00-02*	Mississippi
22	Spencer, Jimmy.....	CB	'96-97	Florida
51	Spikes, Takeo.....	LB	'98-02	Auburn
48	Spiller, Phil.....	S	'68	Los Angeles State
52	Sprotte, Jimmy.....	LB	'98-99	Arizona
83	Staley, Bill.....	DT	'68-69	Utah
79	Stallings, Ramondo.....	DE	'94-98*	San Diego State
70	Steele, Glen.....	DT-DE	'98-03	Michigan
84	Stegall, Milt.....	WR-KOR	'92-94	Miami (Ohio)
65	Steinbach, Eric.....	G	'03-06	Iowa
69	Stepanovich, Alex.....	C	'07	Ohio State
75	Stephens, Jamain.....	OT-TE	'99-02*	North Carolina A&T
53	Stephens, Santo.....	LB	'94	Temple
95	Stevens, Larry.....	LB	'04-05	Michigan
86	Stewart, Tony.....	TE	'02-06	Penn State
15	Stola, John.....	QB	'68-69	Buffalo
96, 67	Stubbs, Daniel.....	DE	'91-93	Miami (Fla.)
23	Suggs, Shafer.....	S	'80	Balf State
62	Suifsted, Alex.....	OT-G	'04	Miami (Ohio)
19	Sunter, Ian.....	K	'80	none
41	Swanson, Terry.....	P	'69	Massachusetts
66	Szalay, Thatcher.....	G	'02	Montana

— T —

71	Tamm, Ralph.....	G	'91	West Chester
23	Tate, Rodney.....	RB-KOR	'82-83	Texas
20	Taylor, Craig.....	RB	'89-91	West Virginia
52	Terry, Tim.....	LB	'97	Temple
22	Thomas, Eric.....	CB	'87-92	Tulane
78	Thomas, Lee.....	DE	'73	Jackson State
24	Thomas, Sean.....	CB	'85	Texas Christian
17	Thomas, Speedy.....	WR	'69-72	Utah
49	Thomason, Jeff.....	TE	'92-93	Oregon
48	Thompson, Craig.....	TE	'92-93	North Carolina A&T
12	Thompson, Jack.....	QB	'79-82	Washington State
24	Thompson, Lamont.....	S	'02	Washington State
93	Thompson, Mike.....	NT	'98	Wisconsin
97	Thornton, John.....	DT	'03-08	West Virginia
83	Thornton, Reggie.....	WR	'93	Bowling Green
51	Thurman, Odell.....	LB	'05	Georgia
77	Tigges, Mark.....	OT	'87	Western Illinois
58, 51	Tovar, Steve.....	LB	'93-97	Ohio State
51	Townsend, Brian.....	LB	'92	Michigan
59	Truitt, Greg.....	LS	'94-99*	Penn State
84	Trumpy, Bob.....	TE-WR	'68-77	Utah
96	Tuatagaloa, Natu.....	DE	'89-91	California
53	Turnley, Tom.....	LB	'96-99*	Pittsburgh
43	Turner, Clem.....	RB	'69	Cincinnati
22	Turner, Deacon.....	RB-KOR	'78-80	San Diego State
35	Turner, Jimmy.....	CB	'83-86	UCLA
61	Tuten, Melvin.....	OT-TE	'95-96	Syracuse
84	Tweet, Rodney.....	WR	'87	South Dakota
17, 83	Twynner, Gunnard.....	WR	'97	Western Illinois

NO.	NAME	POS.	YRS.	COLLEGE
— U —				
81	Utecht, Ben	TE	'08	Minnesota
— V —				
81	Verser, David	WR-KOR	'81-84	Kansas
78	Vincent, Ted	DT	'78	Wichita State
34	Vinson, Fernandus	S	'91-94	North Carolina St.
11	Vitiello, Sandro	K	'80	Massachusetts
67	von Oelhoffen, Kim	DL	'94-99	Boise State
— W —				
63	Wagner, Ray	OT	'82	Kent State
27	Walker, Bracey	S	'94-96	North Carolina
59	Walker, Kevin	LB	'88-92	Maryland
88,83	Walker, Rick	TE	'77-79	UCLA
91	Wallerstedt, Brett	LB	'94-96*	Arizona State
10	Walsh, John	QB	'95	Brigham Young
11	Walter, Dave	QB	'87	Michigan Tech
63	Walter, Joe	OT	'85-97*	Texas Tech
83	Walter, Kevin	WR	'03-05	Eastern Michigan
75	Walters, Stan	OT	'72-74	Syracuse
51	Ward, David	LB	'87	Southern Arkansas
88	Ware, Derek	TE	'95	Central State (Okla.)
16	Warren, Dewey	QB	'68	Tennessee
80	Warrick, Peter	WR-PR	'00-04	Florida State
87	Washington, Kelley	WR	'03-06	Tennessee
41	Washington, Sam	CB	'85	Miss. Valley St.
22	Washington, Ted	RB	'68	San Diego State
33	Watson, Kenny	RB	'03-08	Penn State
40	Watson, Pete	RB	'72	Tufts
23	Weathersby, Dennis	CB	'03-04*	Oregon State
70	Weaver, Emanuel	NT	'82-83*	South Carolina
73	Webb, Richmond	OT	'01-02	Texas A&M
52	Webster, Nate	LB	'04-05	Miami (Fla.)
79	Wells, Dana	NT	'89	Arizona
15	Wells, Mike	QB	'77	Illinois
82	Westbrook, Michael	WR	'02	Colorado
37	Wheeler, Leonard	CB	'92-96*	Troy State
86	White, Andre	TE	'68	Florida A&M
51	White, Leon	LB	'86-91	Brigham Young
26	White, Marvin	S	'07-08	Texas Christian
63	White, Mike	DT	'79-80	Albany State (Ga.)
39	White, Sheldon	CB	'93	Miami (Ohio)
83	White, Sherman	DE	'72-75	California
55	Whiteside, Keyon	LB	'03	Tennessee
70	Whitley, Wilson	OT	'77-82	Houston
75	Whitten, Bobby	OT	'81	Kansas
97	Whittington, Bernard	DT-DE	'01-02	Indiana
77	Whitworth, Andrew	OT-G	'06-08	Louisiana State
41	Wilcots, Solomon	S-CB	'87-90	Colorado
4,12	Wilhelm, Erik	QB	'89-91, '93-97	Oregon State
64	Wilkerson, Ben	C	'05-06*	Louisiana State
55	Wilkins, Marcus	LB	'04-06	Texas
99	Wilkinson, Dan	DT-DE	'94-97	Ohio State
94	Williams, Alfred	LB-DE	'91-94	Colorado
63	Williams, Bobbie	G	'04-08	Arkansas
31	Williams, Darryl	S	'92-95, '00-01	Miami (Fla.)
43	Williams, Ed	RB	'74-75	Langston
84	Williams, Gary	WR	'84	Ohio State
33	Williams, Jim	DB	'69	Alcorn State
40	Williams, Madiou	S-CB	'04-07	Maryland
6	Williams, Monk	WR	'68	Arkansas A,M&N
	Williams, Nick (changed name; see Nick Luchey)			
57	Williams, Reggie	LB	'76-89	Dartmouth
87	Williams, Stepfret	WR	'98	Northeast Louisiana
94	Williams, Tony	DT	'01-04	Memphis
33	Willis, Fred	RB	'71-72	Boston College
46	Wilson, Joe	RB	'73	Holy Cross
67	Wilson, Mike	OT-RB	'69-70	Dayton
77	Wilson, Mike	OT	'78-85	Georgia
35	Wilson, Quincy	RB	'06-07	West Virginia
55,57	Wilson, Reinard	LB-DE	'97-02	Florida State
32	Wilson, Stanley	RB	'83-84, '86, '88	Oklahoma
83	Winans, Tydus	WR	'96	Fresno State
60	Withycombe, Mike	OT	'91-92	Fresno State

NO.	NAME	POS.	YRS.	COLLEGE
30,31	Woods, Ickey	FB	'88-91	Nevada-Las Vegas
2	Wright, Anthony	QB	'06	South Carolina
49	Wright, Dana	RB	'87	Findlay
75	Wright, Ernie	OT	'68-71	Ohio State
42	Wright, Lawrence	S	'97, '99	Florida
14	Wyche, Sam	QB	'68-70	Furman
— Y —				
84	Yeast, Craig	WR-PR	'99-00	Kentucky
— Z —				
91	Zander, Carl	LB	'85-91	Tennessee
45	Zellers, Ray	FB	'98	Notre Dame

*— Players whose all-time roster listing includes an asterisk were with the team for one or more seasons in which they were not in uniform for a game:

Khalid Abdullah	2004	Robert Jackson	1981
Chris Barber	1988	Dick Jauron	1981
Mike Barber	1992	Jeremi Johnson	2008
Michael Basnight	2000	Kevin Jordan	1996
Rashad Bauman	2006	Ethan Kilmier	2007-08
Brandon Bennett	1999	Howie Kurnick	1980
Royce Berry	1975	Ric Mathias	1999
Ken Blackman	1999	Marcus Maxwell	2008
Rich Braham	1995	Tim McGee	1995
Louis Breiden	1977	Anthony Mitchell	2006
Sean Brewer	2001	Mario Monds	2002
Greg Brooks	2004	Kelvin Moore	1999
Gary Burley	1975	Ken Moyer	1992
Ki-Jana Carter	1995	Elton Patterson	2003
Virgil Carter	1973	Rod Payne	1997
Frank Chamberlin	2004	Chris Perry	2007
Greg Cook	1970-72, 1974	David Pollack	2007
Charlie Davis	1975	Trent Pollard	1996
Chris Devlin	1977	Kyle Richardson	2004
Mike Dingle	1992	Frostee Rucker	2006
Mike Doughty	1999	Dan Santucci	2008
Doug Dressler	1973	Kevin Sargent	1996
Sandy Durko	1972	Darnay Scott	2000
Chris Edmonds	2001	Ron Simpkins	1981
Charles Fisher	2000	Armegis Spearman	2001
Steve Foley	2002	Ramondo Stallings	1998
Shane Garrett	1992	Jamain Stephens	2002
Archie Griffin	1983	Greg Truitt	1999
Mike Hammerstein	1988	Tom Tumulty	1999
Eric Henderson	2007	Brett Wallerstedt	1996
Kim Herring	2005	Joe Walter	1994
Bryan Hicks	1984	Dennis Weatherby	2004
John Holifield	1988	Emanuel Weaver	1983
Don Hollas	1993	Leonard Wheeler	1994
LaDairis Jackson	2003-04	Ben Wilkerson	2005

BENGALS ALL-TIME UNIFORM NUMBERS

This all-time uniform numbers list is organized in chronological order for each number.

Generally, this list credits a player for having ownership of a uniform number for an entire season, even if he was with the team for only part of that season. However, game-by-game breakdowns within seasons are provided if (1) a player changed his uniform number during a season, or (2) more than one player wore the same number in the same season.

Numbers in parentheses behind players' names denote other uniform numbers worn by those players during their careers with the Bengals.

No. 1

(Never assigned)

No. 2

Anthony Wright2006

No. 3

Jim Breech (10)1985-92
Jon Kitna2001-05
Jeff Rowe2007
Dave Rayner2008

No. 4

Erik Wilhelm (12)1991, '93-97
Scott Covington1999-2001
Casey Bramlet2004

No. 5

Jeff Hayes1986
Neil Rackers2000-02
Jordan Palmer2008

No. 6

Monk Williams1968
Brad Costello1998-99
Shane Matthews2003
Craig Krenzle2005

No. 7

Boomer Esiason1984-92
David Klingler (15)1993-95
Boomer Esiason1997

No. 8

Jeff Blake1994-99
Nick Harris2001-03

No. 9

Massimo Manca1987
Doug Pelfrey1993-99
Carson Palmer2003-08

No. 10

Eric Crabtree1969-71
Chris Bahr1976-79
Jim Breech (3)1980-84
Greg Horne1987
Todd Philcox1990
Jay Schroeder1993
John Walsh1995
Paul Justin1998
Will Brice1999
Travis Dorsch2002
Kyle Richardson2003-04
Reggie McNeal2006
Marcus Maxwell2007-08

No. 11

Dale Livingston1968-69
Virgil Carter1970-73
Wayne Clark1974
John Reeves1975-78
Sandro Vitiello1980
Mike Ford1982
Jeff Christensen1983
Bryan Clark1984
Doug Gaynor1986
Dave Walter1987
Lee Johnson1988-98

Akili Smith1999-2002
Doug Johnson2006
Ryan Fitzpatrick2007-08

No. 12

Greg Cook1969-74
Jack Thompson1979-82
Mike Norseth1987-88
Erik Wilhelm (4)1989-90
Don Hollas1991-94
Kerry Joseph1996
Neil O'Donnell1998
Gus Frerotte2002
Courtney Roby2007

No. 13

Ken Riley1969-83
Daniel Pope2000

No. 14

Sam Wyche1968-70
Ken Anderson1971-86

No. 15

John Stofa1968-69
Dave Lewis1970-73
Mike Wells1977
Turk Schonert1980-85, '87-89
David Klingler (7)1992
Eric Kresser1997-99
Chris Henry2005-08

No. 16

Dewey Warren1968
Horst Muhlmann1969-74
Rob Hertel1978
Ben Bennett1987
Glenn Holt2006-08

No. 17

Speedy Thomas1969-72
Mike Ernst1973-74
Scott Fulhage1987-88
Gunnard Twyner (83)1997 (Game 1)
Shayne Graham2003-08

No. 18

Paul Robinson1968-71, '72
(Games 1-6)
Charlie Joiner1972 (Games 7-14),
73-75
Adrian Breen1987
Jim Gallery1989
Thomas Bailey1995
Skyler Green2007

No. 19

Essex Johnson1968-75
Ian Sunter1980
Jeff Hill (84)1994, '95 (Game 1)
Scott Mitchell2000-01
Kyle Larson2004-08

No. 20

Bobby Hunt1968-69
Lemar Parrish1970-77
Elvis Peacock1981
Ray Horton1983-88
Craig Taylor1989-91
Garrison Hearst1996

Thomas Randolph1998
Ty Howard1999
Mark Roman2000-03
Tory James (26)2004-06
David Jones2007-08

No. 21

Paul Dunn1970
Melvin Morgan1976-78
Jim Browner1979-80
Oliver Davis1981-82
James Brooks1984-91
Ryan Benjamin1993
Eric Bieniemy1995-98
Rico Clark1999 (Games 1-14)
Tom Carter1999 (Games
15-16), 2000-01
Jeff Burris2002-03
Rashad Bauman2004-06
Simeon Castille2008

No. 22

Ted Washington1968
Ken Sawyer1974
Deacon Turner1978-80
James Griffin1983-85
Eric Thomas1987-92
Marcello Simmons1993
Jimmy Spencer1996-97
Rodney Heath1999-2001
Kim Herring2004-05
Johnathan Joseph2006-08

No. 23

Rod Sherman1968
Al Coleman1969-71
Bernard Jackson1972-76
Shafer Suggs1980
Rodney Tate1982-83
Marc Logan (29)1988
Frank Robinson1992
Corey Sawyer1994-98
Robert Bean (49)2001
Dennis Weatherby2003-04
Chris Perry (26)2005-08

No. 24

Tommie Smith1969
Ernie Kellermann1972
Marvin Cobb1975-79
Clarence Chapman1980-81
Sean Thomas1985
Lewis Billups1986-91
Alan Grant1993
Roger Jones1994-96
Ric Mathias1998-99
Sirr Parker2000
Lamont Thompson2002
Deltha O'Neal2004-07
Geoffrey Pope2008

No. 25

Chip Myers1969-76
Tony Davis (35)1977-78
John Simmons1981-86
Daryl Smith1987-88
Rod (Roderick) Jones1990-96
Charles Fisher1999-2000
Ligarius Jennings2001-02

Keiwan Ratliff2004-07
 Jamar Fletcher2008

No. 26

Jack Gehrke1969
 Jim Harris1971
 Reece Morrison1972-73
 Charlie Davis1974-75
 Bobby Kemp1981-86
 Leonard Bell1987
 Bo Orlando1996-97
 Cory Hall1999-2002
 Tary James (20)2003
 Chris Perry (23)2004
 Ifeanyi Ohalet2005
 Marvin White2007-08

No. 27

Saint Saffold1968
 Ken Dyer1969-71
 Al Randolph1972
 Ricky Davis1975
 Bryan Hicks1980-84
 Barney Bussey1986-92
 Lance Gunn1993
 Bracey Walker1994-96
 Tito Paul1997
 Artrell Hawkins1998-2003
 Greg Brooks2004-06
 DeDe Dorsey2007-08

No. 28

John Guillory1969-70
 Scott Burk1979
 Cleotha Montgomery1980
 Larry Kinnebrew1983-87
 Harold Green1990-95
 Corey Dillon1997-2003
 Dexter Jackson2006-08

No. 29

Jim Johnson1969
 Sandy Durko1970-72
 Lyle Blackwood1973-75
 Vaughn Lusby1979
 Marc Logan (23)1987
 Rickey Dixon1988-92
 Louis Oliver1994
 Jeff Cothran (46)1996
 Kelvin Moore1998-99
 Curtis Keaton2000-01
 Leon Hall2007-08

No. 30

Jess Phillips1968-72
 Willie Shelby1976-77
 Dick Jauron1978-81
 Bill Johnson1985-87
 Ickey Woods (31)1988 (Games 9-16
 and playoffs), '89-91
 R.J. Kors1993
 Chris Shelling1995-96
 Anthonie Lott1997 (Games 1-7)
 Cory Gilliard1997 (Games 15-16)
 Nick Luchey1999-2002
 (formerly Nick Williams)
 Terrell Roberts2003-04
 Nick Luchey2005
 (formerly Nick Williams)

No. 31

Fletcher Smith1968-71
 Jerry Anderson1977
 Ralph Battle1984
 Lee Davis1985
 Gary Hunt1987
 Ickey Woods (30)1988 (Games 1-8)
 Richard Fain1991
 Darryl Williams1992-95

Greg Myers1996-99
 Darryl Williams2000-01
 Jason Perry2002
 Jeremi Johnson2003-08

No. 32

Bob Jones1973-74
 Scott Perry1976-79
 Stanley Wilson1983-84, '86
 Nate Borders1987
 Stanley Wilson1988
 Mitchell Price1990-92, '93
 (Games 1-4)
 Ron Carpenter1993 (Games 9-16)
 Ki-Jana Carter1995-99
 Rudi Johnson2001-07
 Cedric Benson2008

No. 33

Jim Williams1969
 Kenny Graham1970
 Fred Willis1971-72
 Stan Fritts1975-76
 John Farley1984
 David Fulcher1986-92
 Steve Broussard1994
 Ashley Ambrose1996-98
 JoJuan Armour1999-2002
 Kenny Watson2003-08

No. 34

Ken Herock1968
 Neal Craig1971-73
 Louis Breeden1978-87
 Ellis Dillahunt1988
 Richard Carey1989
 Fernandus Vinson1991-94
 Tremain Mack1997-2000
 Kevin Kaesviharn2001-06
 Clifton Dawson2007
 Kyries Hebert2008

No. 35

Mike Haffner1971
 Boobie Clark (42)1973
 Tony Davis (25)1976
 Nathan Poole1979-80
 Jimmy Turner1983-86
 Chris Barber1987-89
 Antoine Bennett1991-92
 Sam Shade1995-98
 Michael Basnight (38)2000
 James Lynch2004
 Quincy Wilson2006-07

No. 36

Lenvil Elliott1973-78
 Jo-Jo Heath1980
 Jim Hargrove1981
 Stanford Jennings1984-90
 Ostell Miles1992-93
 James Joseph1995
 Brandon Bennett1998-2003
 John Busing (40)2006-07
 Reagan Maul'a2008

No. 37

Bill Scott1968
 Tommy Casanova1972-77
 Robert Jackson1981-87, '89
 Leonard Wheeler1992-96
 Roosevelt Blackmon1998-99
 Reggie Myles2002-05

No. 38

Estes Banks1968
 Steve Conley1972
 Champ Henson1975
 Mike Dingle1991-92

Jason Burns1995
 Michael Basnight (35)1999

No. 39

Pat Franklin1987
 Sheldon White1993
 Sedrick Shaw1999
 James Johnson2008

No. 40

Ron Lamb1968-71
 Pete Watson1972
 Charles Alexander1979-85
 David McCluskey1987
 John Holifield1988-89
 Myron Bell1998-99
 Madieu Williams2004-07
 John Busing (36)2008

No. 41

White Graves1968
 Terry Swanson1969
 Dave Green1974-75
 Sam Washington1985
 Solomon Wilcotts1987-90
 Joe King1991
 Forey Duckett1994 (Games 1-2)
 Adrian Hardy (45)1994 (Game 3)
 Scottie Graham1997
 Lorenzo Neal2001-02
 Chris Edmonds (53, 87)2003
 Patrick Body2005
 Chinedum Ndukwe2007-08

No. 42

Warren McVea1968
 Boobie Clark (35)1974-78
 Mike Fuller1981-82
 Clay Pickering1984-85
 Rob Niehoff1987
 Eric Ball1989-94
 Lawrence Wright1997, '99
 Chris Carter2000-01
 LaVar Glover2002
 Anthony Mitchell2004-06
 Chris Crocker2008

No. 43

Curt Frazier1968
 Clem Turner1969
 Ed Williams1974-75
 Mark Johnson1987
 Mike Brim1993-95
 Kirk McMullen2001
 Ethan Kilmer2006-08

No. 44

Rex Keelling1968
 Doug Dressler1970-74
 Ray Griffin1978-84
 Aaron Manning1987
 Derrick Fenner1992-94
 Brian Milne1996-99
 Marquand Manuel2002-03
 Herana-Daze Jones2006-07, '08 (Games
 1-9)
 Mike Doss2008 (Games 14-16)

No. 45

Tom Smiley1968
 Archie Griffin1976-83
 Carl Carter1990
 Wayne Haddix1991
 Adrian Hardy (41)1994 (Games 4-16),
 '95
 Ty Douthard1997
 Michael Blair1998 (Games 5-9)
 Ray Zellars1998 (Games 14-16)
 Rogers Beckett2003-04

No. 46

Joe Wilson.....	1973
Pete Johnson.....	1977-83
Dan Rice.....	1987
Jeff Cothran (29).....	1994-95
Clif Groce.....	1999-2000
Blue Adams.....	2007
Daniel Coats (86).....	2008 (Games 9-16)

No. 47

Charlie King.....	1968-69
Greg Bright.....	1980-81
Steve Maidlow.....	1983-84
David Frisch (83).....	1993
Corey Lynch.....	2008

No. 48

Phil Spiller.....	1968
Andy Gibler.....	1983
John Garrett.....	1989
Craig Thompson.....	1992-93
Brad St. Louis.....	2000-08

No. 49

Guy Frazier (58).....	1981-83, '84 (Games 1-3, 5)
Dana Wright.....	1987
Jeff Thomason.....	1992-93
Robert Bean (23).....	2000

No. 50

Bernard Erickson.....	1968
Tom DeLeon.....	1972-73
Vic Koegel.....	1974
Glenn Cameron.....	1975-85
Dave Rimington (52, 64).....	1986-87
James Francis.....	1990-98
Ben Peterson.....	1999
Riall Johnson.....	2001-03
Larry Moore.....	2004-05
Ahmad Brooks (55).....	2006
Jim Maxwell (58).....	2007*
Eric Henderson.....	2007-08*

*NOTE: Maxwell and Henderson both were assigned uniform No. 50 for Games 12-16 of 2007. At the time, however, only Maxwell was on the active roster. Henderson was on the Reserve/Injured list.

No. 51

Ken Avery.....	1969-74
Chris Devlin.....	1975-77, '78 (Game 1)
Tom Ruud.....	1978 (Games 9-16), '79
Rick Razzano.....	1980-84
Tom Dinkel (52).....	1985
Leon White.....	1986, '87 (Games 1-2)
David Ward.....	1987 (Games 3-5)
Leon White.....	1987 (Games 6-15), '88-91
Brian Townsend.....	1992
Steve Tovar (58).....	1993-94
Gerald Dixon.....	1996-97
Takeo Spikes.....	1998-2002
Kevin Hardy.....	2003-04
Odell Thurman.....	2005
Corey Mays.....	2007-08

No. 52

John Matlock (57).....	1968 (Games 1-2)
Paul Elzey.....	1968 (Games 10-14)
Tim Buchanan.....	1969
Doug Adams.....	1971-74
Brad Cousino.....	1975
Tom Dinkel (51).....	1978-83
Dave Rimington (50, 64).....	1984-85

Tom Flaherty.....	1987
Craig Ogletree.....	1990
Gary Reasons.....	1992
James Logan.....	1995 (Games 7-8)
Randy Neal.....	1995-96 (Games 12-16)
Tim Terry.....	1997
Jimmy Spottle.....	1998-99
Dwayne Levels.....	2003
Nate Webster.....	2004-05
A.J. Nicholson.....	2006
Lemar Marshall.....	2007
Abdul Hodge.....	2008

No. 53

John Neidert.....	1968
Bill Peterson (87).....	1969-72
Bo Harris.....	1975-82
Leo Barker.....	1984-91
Santo Stephens.....	1994
Tom Tumulty.....	1996-99
Chris Edmonds (41, 87).....	2001
Khalid Abdullah.....	2003-04
Eric Ghiaciuc.....	2005-08

No. 54*

Bob Johnson.....	1968-79
*NOTE: Bob Johnson's No. 54 is the Bengals' only retired uniform number.	

No. 55

Frank Buncom.....	1968
Jim LeClair.....	1972-83
Ed Brady.....	1986, '87 (Games 1-2)
Lance Sellers.....	1987 (Games 3-5)
Ed Brady.....	1987 (Games 6-15), '88-91
Randy Kirk.....	1992-93
John Johnson.....	1994
Andre Collins.....	1995-97
Reinard Wilson (57).....	1998-2002
Keyon Whiteside.....	2003 (Games 1-6)
Frank Chamberlin.....	2003 (Games 12-16), '04*
Marcus Wilkins.....	2004-06*
Ahmad Brooks (50).....	2007
Keith Rivers.....	2008

*NOTE: Chamberlin and Wilkins both were assigned uniform No. 55 for the entire 2004 season. At the time, however, only Wilkins was on the active roster. Chamberlin was on the Reserve/Injured list.

No. 56

Mike Hibler.....	1968
Tim Kearney.....	1972-74
Tom DePaso.....	1978
Ron Simpkins.....	1980-86
Toney Catchings.....	1987
Ricardo McDonald.....	1992-97
Brian Simmons.....	1998-2006
Anthony Schlegel.....	2007
Darryl Blackstock.....	2008

No. 57

John Matlock (52).....	1968 (Games 3-14)
Ed Harmon.....	1969
Evan Jolitz.....	1974
Reggie Williams.....	1976-89
Bernard Clark.....	1990-91
Ray Bentley.....	1992
Kevin Jefferson.....	1994-95
Reinard Wilson (55).....	1997
Adrian Ross.....	1998-2003
Hannibal Navies.....	2005
Andre Frazier.....	2006, '07 (Games 1-2)
Dhani Jones.....	2007 (Games 3-16), '08

No. 58

Al Beauchamp.....	1968-75
Blair Bush.....	1978-82
Brian Pillman (97).....	1984 (Games 1-3)
Guy Frazier (49).....	1984 (Game 4)
Brian Pillman (97).....	1984 (Game 5)
Guy Frazier (49).....	1984 (Games 6-16)
Joe Kelly.....	1986, '87 (Games 1-2)
Sam Manos.....	1987 (Games 3-5)
Joe Kelly.....	1987 (Games 6-15), '88-89
Alex Gordon.....	1991-93
David Braxton.....	1994
Steve Tovar (51).....	1995-97
Jay Leeuwenburg.....	1999
Marc Megna.....	2000
Jevon Langford (94).....	2001
Caleb Miller.....	2004-07
Victor Hobson.....	2008 (Games 13-14)
Jim Maxwell (50).....	2008 (Games 15-16)

No. 59

Larry Ely.....	1970-71
Ray Phillips.....	1977, '78 (Games 1-3)
Ron Shumon.....	1978 (Games 4-16)
Howie Kurnick.....	1979-80*
Andrew Melontree.....	1980*
Jeff Schuh.....	1981-85
Scott Schutt.....	1987
Kevin Walker.....	1988-92
Karmeeleyah McGill.....	1993
Greg Truitt.....	1994-99
Armegis Spearman.....	2000-02
Landon Johnson.....	2004-07
Brandon Johnson.....	2008

*NOTE: Kurnick and Melontree both were assigned uniform No. 59 for the entire 1980 season. At the time, however, only Melontree was on the active roster. Kurnick was on the Reserve/Non-Football Injury list.

No. 60

Ron Pritchard.....	1972-77
Blake Moore.....	1980-83
Dave Smith.....	1988
Mike Brennan.....	1990, '91 (Games 1-3)
Mike Withycombe.....	1991 (Games 14-16), '92
Chuck Bradley.....	1993
Eric Moore.....	1994
Rod (Rodrek) Jones.....	1996-2000
Reggie Coleman.....	2002
Langston Moore.....	2004
Andrew Crummey.....	2008

No. 61

Jerry Boyarsky.....	1982-85
Bill Poe.....	1987 (Games 3-5)
Doug Aronson.....	1987 (Games 10-12)
Tom Rayam.....	1992-93
Melvin Tuten.....	1995-96
Tony Coats.....	1999

No. 62

Dave Lapham.....	1974-83
Gary Smith.....	1984
Ken Smith.....	1987
Jon Melander.....	1992
Todd Kalis.....	1995
Brock Gutierrez.....	1996-2002
Alex Sulfsted.....	2004
Nate Livings.....	2008

No. 63

Guy Dennis	1969-72
Greg Fairchild	1976-77
Mike White	1979-80
Ray Wagner	1982
Joe Walter	1985-97
Mike Goff	1998-2003
Bobbie Williams	2004-08

No. 64

Pete Perreault	1968
Justin Canale	1969
John Shinnars	1973-77
Bill Glass	1980
Dave Rimington (50, 52)	1983
Bruce Kozerski	1984-95
Rod Payne	1997-98
Ben Wilkerson	2005-06
Kyle Cook	2008

No. 65

Bill Kindricks	1968
Wayne McClure (66)	1970
Maully Moore	1975
Max Montoya	1979-89
Mike Arthur	1991-92
Darrick Brilz	1994-98
John Jackson	2000-01
Eric Steinbach	2003-06
Dan Santucci	2007-08

No. 66

Wayne McClure (65)	1968
Bill Bergey	1969-73
Mark Donahue	1978-79
Jim Hannula	1983
Bob Riley	1987
Dan Jones	1993-95
Ken Blackman	1996-99
Thatcher Szalay	2002
Shaun Smith (99)	2005-06
Evan Mathis	2008

No. 67

Mike Wilson	1969-70
Gary Burley	1975-83
David Douglas	1986, '87 (Games 1-2)
Jeff Reinke	1987 (Game 3)
David Douglas	1987 (Games 6-15), '88
Daniel Stubbs (96)	1991, '92 (Games 1-4)
Kimo von Oelhoffen	1994-99
Jerry Fontenot	2004

No. 68

Dave Middendorf	1968-69
Steve Lawson	1971-72
Bill Kollar	1974-76
Dave Purefory	1978
Mike Obrovac	1981-83
Tom Richey	1987
Paul Jetton	1989-91
Donnell Johnson (99)	1993 (Games 4-16)
Dave Cadigan	1994
Scott Shaw	1998
Ron Smith	2002
Jonathan Fanene	2005-08

No. 69

Sherrill Headrick	1968
Tim Krumrie	1983-94
Alex Stepanovich	2007

No. 70

Andy Rice	1968-69
Ron Carpenter	1970-76
Barney Cotton	1979
Bobby Whitten	1981

Emanuel Weaver	1982-83
Jim Skow	1986, '87 (Games 1-2)
James Eaddy	1987 (Games 4-5)
Jim Skow	1987 (Games 6-15), '88-89
Rod Saddler	1991
Artie Smith	1994-96
Glen Steele	1998-2003

No. 71

Rufus Mayes	1970-78
Rod Horn	1980-81
Pete Koch	1984
Mike Hammerstein	1986, '87 (Games 1-2)
John Fletcher	1987 (Games 3-5)
Mike Hammerstein	1987 (Games 6-15), '88-90
Ralph Tamm	1991
Garry Howe	1993
Willie Anderson	1996-2007

No. 72

Howard Fest	1968-75
Ron Hunt	1976-78
Mack Mitchell	1979
Mike St. Clair	1980-82
Skip McClendon	1987 (Games 1-2)
Keith Cupp	1987 (Games 3-5)
Skip McClendon	1987 (Games 6-15), '88-91
Elston Ridgle	1992
Scott Brumfield	1993-97
Matt O'Dwyer	1999-2003
Carl Powell (91)	2004-05

No. 73

Pat Matson	1968-74
Eddie Edwards	1977-88
Ken Moyer	1989-94
Brian DeMarco	1999
Richmond Webb	2001-02
Anthony Collins	2008

No. 74

Willie Lee Jones (78)	1968
Ernie Park	1969
Mike Reid	1970-74
Glenn Bujnoch	1976-82
Brian Blados	1984-91
Tom Scott	1993
Mark Dennis	1994 (Games 4-10)
Rich Braham	1994 (Games 11-16), '95-2006
Dennis Roland	2008

No. 75

Ernie Wright	1968-71
Stan Walters	1972-74
Al Kreviss	1975
Wilson Whitley	1977-82
Bruce Reimers	1984-91
Jack Linn	1993
Anthony Brown	1995-98
Jamain Stephens	1999-2002
Scott Koolistra	2003-08

No. 76

Jim Griffin	1968
Frank Cornish	1970
Vernon Holland	1971-79
Glen Collins	1982-85
Jeff Smith	1987
Kirk Scrafford	1990-92
Trent Pollard	1994-96
Mike Doughty	1999-2000
Levi Jones	2002-08

No. 77

Bob Kelly	1968
Frank Peters	1969
Bob Maddox	1974
Mike Wilson	1978-85
Mark Tigges	1987
Jim Rourke	1988
Scott Jones	1989, '91
Kevin Sargent	1992-98
Victor Leyva	2001-03
Andrew Whitworth	2006-08

No. 78

Dan Archer	1968
Willie Lee Jones (74)	1970-71
Lee Thomas	1973
Bob Brown	1975-76
Walter Johnson	1977
Ted Vincent	1978
Anthony Muñoz	1980-92

No. 79

Steve Chomyszak	1968-73
Coy Bacon	1976-77
Ross Browner	1978-86
Bill Berthusen	1987
Dana Wells	1989
Lamar Rogers	1991-92
Ramondo Stallings	1994-98
Scott Rehberg	2000-03
Stacy Andrews	2004-08

No. 80

Ken Johnson	1971-77
Cris Collinsworth	1981-86, '87 (Games 1-2)
Tom Brown	1987 (Games 4-5)
Cris Collinsworth	1987 (Games 6-15), '88
Lynn James	1990-91
Carl Pickens (81)	1992-94
David Dunn	1995-97, '98 (Game 1)
Willie Jackson	1998 (Games 2-16), '99
Peter Warrick	2000-04
Nate Lawrie	2007-08

No. 81

Dennis Randall	1968
Nick Roman	1970-71
Al Chandler	1973-74
Jim Corbett	1977-80
David Verser	1981-84
Eddie Brown	1985-86, '87 (Games 1-2)
Marquis Pleasant	1987 (Games 3-5)
Eddie Brown	1987 (Games 6-15), '88-91
Patrick Robinson	1993
Carl Pickens (80)	1995-99
Ron Dugans	2000-02
Ben Utecht	2008

No. 82

Ed McCall	1968
Royce Berry	1969-75
Billy Brooks	1976-79
Alton Alexis	1980
Rodney Holman	1982-86, '87 (Games 1-2)
Wade Russell	1987 (Games 3-5)
Rodney Holman	1987 (Games 6-15), '88-92
Tony McGee	1993-2001
Michael Westbrook	2002
Reggie Kelly	2003-08

No. 83

Bill Staley.....	1968-69
Ed Marshall.....	1971
Sherman White.....	1972-75
Steve Holden.....	1977
Dennis Law.....	1978
Rick Walker (88).....	1979
M.L. Harris.....	1980-85
Dave Romasko.....	1987
Kendal Smith.....	1989-90
Brian Brennan.....	1992
Reggie Thornton.....	1993
David Frisch (47).....	1994
Tyodus Winans.....	1996 (Games 1-6)
Kevin Jordan.....	1996 (Games 7-11)
Gunnard Twyner (17).....	1997 (Games 2-3)
Danny Farmer.....	2000-02
Kevin Walter.....	2003-05
Antonio Chatman.....	2006-08

No. 84

Bob Trumpy.....	1968-77
Don Bass.....	1978-81
Gary Williams.....	1984
Dan Ross (89).....	1985
Eric Kattus.....	1986, '87 (Games 1-2)
Reggie Sims.....	1987 (Game 3)
Rodney Tweet.....	1987 (Games 4-5)
Eric Kattus.....	1987 (Games 6-15), '88-91
Milt Stegall.....	1992-94
Jeff Hill (19).....	1995 (Games 2-16), '96
Mike Jenkins.....	1997
Damon Gibson.....	1998
Craig Yeast.....	1999-2000
T.J. Houshmandzadeh.....	2001-08

No. 85

Dan Brabham.....	1968 (Games 1-9)
Martin Baccaglio.....	1968 (Games 12-14), '69-70
Isaac Curtis.....	1973-84
Tim McGee.....	1986, '87 (Games 1-2)
Greg Meehan.....	1987 (Games 3-5)
Tim McGee.....	1987 (Games 6-15), '88-92
Allen DeGraffenreid.....	1993
Tim McGee.....	1994-95
James Hundon.....	1996-99
LaVell Boyd.....	2000
Chad Ochocinco.....	2001-08 (formerly Chad Johnson)

No. 86

Andre White.....	1968
John McDaniel.....	1974-77
Steve Kreider.....	1979-86
Ken Brown.....	1987
Carl Parker.....	1988-89
Mike Barber.....	1990-92
Wesley Carroll.....	1993
Darnay Scott.....	1994-2001
Tony Stewart.....	2002-06
Daniel Coats (46).....	2007, '08 (Games 1-8)

No. 87

Bill Peterson (53).....	1968
Mike Kelly.....	1970-72
Pat McInally.....	1976-85
Jim Riggs.....	1987 (Games 1-2)
Curtis Jeffries.....	1987 (Games 3-5)
Jim Riggs.....	1987 (Games 6-15), '88-92
Troy Sadowski.....	1994-96
Stepfret Williams.....	1998

Damon Griffin.....	1999-2000
Chris Edmonds (41, 53).....	2002
Kelley Washington.....	2003-06
Andre Caldwell.....	2008

No. 88

Bruce Coslet.....	1969-76
Rick Walker (83).....	1977-78
Mike Levenseller.....	1979-80
Mike Martin.....	1983-89
Reggie Rembert.....	1991-93
Derek Ware.....	1995
Steve Bush.....	1997-2000
Sean Brewer.....	2001-02
Lawrence Hamilton.....	2003
Cliff Russell.....	2004
Tab Perry.....	2005-07

No. 89

Harry Gunner.....	1968-69
Martin Amsler.....	1970
Drew Buie.....	1972
Tim George.....	1973
Jack Novak.....	1975
Mike Cobb.....	1977
Dan Ross (84).....	1979-83
Don Kern.....	1984-85
Ira Hillary.....	1987-89
Shane Garrett.....	1991-92*
Jeff Query.....	1992* (Games 5-16), '95
Marco Battaglia.....	1996-2001
Matt Schobel.....	2002-05
Jerome Simpson.....	2008

*NOTE: Garrett and Query both were assigned uniform No. 89 for Games 5-16 of 1992. At the time, however, only Query was on the active roster. Garrett was on the Reserve/Injured list.

No. 90

Emanuel King.....	1985-88
Eric Shaw.....	1992-94
Gerald Collins.....	1995
Tim Johnson.....	1996
Michael Bankston.....	1998-2000
Justin Smith.....	2001-07
Pat Sims.....	2008

No. 91

Carl Zander.....	1985-91
Brad Smith.....	1993
Brett Wallerstedt.....	1994-96
Billy Granville.....	1997-2000
Randy Chevier.....	2001
Carl Powell (72).....	2003
Robert Geathers.....	2004-08

No. 92

Tim Inglis.....	1987-88
John Copeland.....	1993-2000
Eric Ogbogu.....	2002
Duane Clemons.....	2003-05
Frostee Rucker.....	2006-08

No. 93

Kiki DeAyala.....	1986-87
Ty Parten.....	1993-95
Tim Morabito.....	1996
Mike Thompson.....	1998
Tom Barndt.....	2000
Mario Monds.....	2001-02
Greg Scott.....	2004
Rashad Jeanty.....	2006-08

No. 94

Rich Romer.....	1988-89
Alfred Williams.....	1991-94
Jevon Langford (58).....	1996-2000

Tony Williams.....	2001-04
Domata Peko.....	2006-08

No. 95

Roosevelt Nix.....	1992-93
Keith Rucker.....	1994-95
Steve Foley.....	1998-2002
LaDairis Jackson.....	2003-04*
Larry Stevens.....	2004* (Games 8-16), '05
Sam Adams.....	2006
Roy Manning.....	2007
Orien Harris.....	2008

*NOTE: Jackson and Stevens both were assigned uniform No. 95 for Games 8-16 of 2004. At the time, however, only Stevens was on the active roster. Jackson was on the Reserve/Injured list.

No. 96

Willie Fears.....	1987
Curtis Maxey.....	1988
Natu Tualatagaloa.....	1989-91
Daniel Stubbs (67).....	1992 (Games 5-16), '93
Kanavis McGhee.....	1994
Alfred Oglesby.....	1995
Kenny Davidson.....	1996
Brentson Buckner.....	1997
Clyde Simmons.....	1998
Vaughn Booker.....	2000-02
Matthias Askew.....	2004-05
Michael Myers.....	2007
Josh Mallard.....	2008 (Games 12-13)
Chris Harrington.....	2008 (Games 14-16)

No. 97

Brian Pillman (58).....	1984 (Games 4, 6)
Mike Frier.....	1992-94
Andre Purvis.....	1997-99
Bernard Whittington.....	2001-02
John Thornton.....	2003-08

No. 98

David Grant.....	1988-91
Tony Savage.....	1992
George Hinkle.....	1993
Todd Kelly.....	1995-96
Canute Curtis.....	1997-2002
Elton Patterson.....	2003, '04 (Games 3-4)
Terrance Martin.....	2004 (Games 8-16)
Bryan Robinson.....	2005-07
Antwan Odom.....	2008

No. 99

Jason Buck.....	1987-90
Alonzo Mitz.....	1991-92
Donnell Johnson (68).....	1993 (Games 1-3)
Dan Wilkinson.....	1994-97
Oliver Gibson.....	1999-2003
Shaun Smith (66).....	2004
David Pollack.....	2005-07
Jason Shirley.....	2008

BENGALS COACHING HISTORY

REGULAR SEASON

SEASON	HEAD COACH	W	L	T	PCT.
1968.....	Paul Brown.....	3	11	0	.214
1969.....	Paul Brown.....	4	9	1	.308
1970-x.....	Paul Brown.....	8	6	0	.571
1971.....	Paul Brown.....	4	10	0	.286
1972.....	Paul Brown.....	8	6	0	.571
1973-x.....	Paul Brown.....	10	4	0	.714
1974.....	Paul Brown.....	7	7	0	.500
1975-y.....	Paul Brown.....	11	3	0	.786
1976.....	Bill Johnson.....	10	4	0	.714
1977.....	Bill Johnson.....	8	6	0	.571
1978.....	Bill Johnson.....	0	5	0	.000
	Homer Rice.....	4	7	0	.364
1979.....	Homer Rice.....	4	12	0	.250
1980.....	Forrest Gregg.....	6	10	0	.375
1981-x, z.....	Forrest Gregg.....	12	4	0	.750
1982-*.....	Forrest Gregg.....	7	2	0	.778
1983.....	Forrest Gregg.....	7	9	0	.438
1984.....	Sam Wyche.....	8	8	0	.500
1985.....	Sam Wyche.....	7	9	0	.438
1986.....	Sam Wyche.....	10	6	0	.625
1987.....	Sam Wyche.....	4	11	0	.267
1988-x, z.....	Sam Wyche.....	12	4	0	.750
1989.....	Sam Wyche.....	8	8	0	.500
1990-x.....	Sam Wyche.....	9	7	0	.563
1991.....	Sam Wyche.....	3	13	0	.188
1992.....	Dave Shula.....	5	11	0	.313
1993.....	Dave Shula.....	3	13	0	.188
1994.....	Dave Shula.....	3	13	0	.188
1995.....	Dave Shula.....	7	9	0	.438
1996.....	Dave Shula.....	1	6	0	.143
	Bruce Coslet.....	7	2	0	.778
1997.....	Bruce Coslet.....	7	9	0	.438
1998.....	Bruce Coslet.....	3	13	0	.188
1999.....	Bruce Coslet.....	4	12	0	.250
2000.....	Bruce Coslet.....	0	3	0	.000
	Dick LeBeau.....	4	9	0	.308
2001.....	Dick LeBeau.....	6	10	0	.375
2002.....	Dick LeBeau.....	2	14	0	.125
2003.....	Marvin Lewis.....	8	8	0	.500
2004.....	Marvin Lewis.....	8	8	0	.500
2005-**.....	Marvin Lewis.....	11	5	0	.688
2006.....	Marvin Lewis.....	8	8	0	.500
2007.....	Marvin Lewis.....	7	9	0	.438
2008.....	Marvin Lewis.....	4	11	1	.281
TOTALS		272	354	2	.435

x-AFC Central Division Champion

y-Wild Card Playoff Qualifier


z-AFC Champions

*-AFC Super Bowl Tournament Qualifier

** -AFC North Division Champion

PLAYOFFS

SEASON	COACH	W	L	PCT.
1970.....	Paul Brown.....	0	1	.000
1973.....	Paul Brown.....	0	1	.000
1975.....	Paul Brown.....	0	1	.000
1981.....	Forrest Gregg.....	2	1	.667
1982.....	Forrest Gregg.....	0	1	.000
1988.....	Sam Wyche.....	2	1	.667
1990.....	Sam Wyche.....	1	1	.500
2005.....	Marvin Lewis.....	0	1	.000
TOTALS		5	8	.385



Bengals coach Paul Brown is carried off the field on Dec. 20, 1970, following a 45-7 win over the Boston Patriots at Riverfront Stadium. The win clinched a playoff berth for the three-year-old Cincinnati franchise. At the time, no other team had reached the playoffs so early in its history.

HEAD COACHES BY ERA

Marvin Lewis became the ninth head coach of the Bengals on January 14, 2003. Bengals coaches' records, including playoff games:

SEASONS	COACH	RECORD	PCT.
1968-75	Paul Brown.....	55-59-1	.482
1976-78	Bill Johnson.....	18-15-0	.545
1978-79	Homer Rice.....	8-19-0	.296
1980-83	Forrest Gregg.....	34-27-0	.557
1984-91	Sam Wyche.....	64-68-0	.485
1992-96	Dave Shula.....	19-52-0	.268
1996-2000	Bruce Coslet.....	21-39-0	.350
2000-2002	Dick LeBeau.....	12-33-0	.267
2003-2008	Marvin Lewis.....	46-50-1	.479

BENGALS COACHING STAFFS

1968

Head Coach — Paul Brown

Tom Bass	DB
Jack Donaldson	DL
Rick Forzano	OB
Bill Johnson	DL
Frank Smouse	LB
Bill Walsh	OE

1969

Head Coach — Paul Brown

Tom Bass	Def. Coord./DB
Vince Costello	LB
Jack Donaldson	OB
Bill Johnson	OL
Chuck Studley	DL
Bill Walsh	Recv.

1970

Head Coach — Paul Brown

Vince Costello	LB
Jack Donaldson	OB
Bill Johnson	OL
Chuck Studley	DL
Bill Walsh	QB/Recv.
Chuck Weber	Def. Coord.

1971

Head Coach — Paul Brown

Vince Costello	LB
Jack Donaldson	OB
Bill Johnson	OL
Chuck Studley	DL
Bill Walsh	QB/Recv.
Chuck Weber	Def. Coord.

1972

Head Coach — Paul Brown

Vince Costello	LB
Jack Donaldson	OB
Bill Johnson	OL
Chuck Studley	DL
Bill Walsh	QB/Recv.
Chuck Weber	Def. Coord.

1973

Head Coach — Paul Brown

Vince Costello	LB
Jack Donaldson	OB
Bill Johnson	OL
Chuck Studley	DL
Bill Walsh	QB/Recv.
Chuck Weber	Def. Coord.

1974

Head Coach — Paul Brown

Howard Brinker	LB
Jack Donaldson	OB
Bill Johnson	OL
Chuck Studley	DL
Bill Walsh	QB/Recv.
Chuck Weber	Def. Coord.

1975

Head Coach — Paul Brown

Howard Brinker	LB
Jack Donaldson	OB
Bill Johnson	OL
Chuck Studley	DL
Bill Walsh	QB/Recv.
Chuck Weber	DB
Kim Wood	Strength

1976

Head Coach — Bill Johnson

Howard Brinker	Def. Coord.
Jack Donaldson	OB
Boyd Dowler	QB/Recv.

(continued)

Mike McCormack	OL
Chuck Studley	DL
Charley Winner	DB
Kim Wood	Strength

1977

Head Coach — Bill Johnson

Howard Brinker	Def. Coord./LB
Jack Donaldson	OB
Boyd Dowler	QB/Recv.
Mike McCormack	OL
Chuck Studley	DL
Charley Winner	DB
Kim Wood	Strength

1978

Head Coaches — Bill Johnson* and Homer Rice

Howard Brinker	Def. Coord./LB
Boyd Dowler	Recv.
Mike McCormack	OL
Homer Rice**	QB
George Sefcik	RB
Chuck Studley	DL
Charley Winner	DB
Kim Wood	Strength

*Resigned after 5 games; **Promoted to head coach after 5 games

1979

Head Coach — Homer Rice

Howard Brinker	Def. Coord./LB
Boyd Dowler	Recv.
Frank Ganzs	ST
Mike McCormack	OL
Dick Modzelewski	DL
George Sefcik	OB
Charley Winner	DB
Kim Wood	Strength

1980

Head Coach — Forrest Gregg

Hank Bullough	Def. Coord./LB
Frank Ganzs	ST/TE
Lindy Infante	QB/Recv.
Dick LeBeau	DB
Jim McNally	OL
Dick Modzelewski	DL
George Sefcik	OB
Kim Wood	Strength

1981

Head Coach — Forrest Gregg

Hank Bullough	Def. Coord./LB
Bruce Coslet	ST/TE
Lindy Infante	QB/WR
Dick LeBeau	DB
Jim McNally	OL
Dick Modzelewski	DL
George Sefcik	OB
Kim Wood	Strength

1982

Head Coach — Forrest Gregg

Hank Bullough	Def. Coord./LB
Bruce Coslet	ST/TE
Lindy Infante	Off. Coord.
Dick LeBeau	DB
Jim McNally	OL
Dick Modzelewski	DL
George Sefcik	OB
Kim Wood	Strength

1983

Head Coach — Forrest Gregg

Hank Bullough	Def. Coord./LB
Bruce Coslet	ST/TE
Dick LeBeau	DB

(continued)

Jim McNally	OL
Dick Modzelewski	DL
George Sefcik	OB
Kim Wood	Strength

1984

Head Coach — Sam Wyche

Jim Anderson	RB
Bruce Coslet	WR
Joe Faragalli	TE
Dick LeBeau	Def. Coord./DB
Jim McNally	OL
Dick Selcer	LB
Bill Urbanik	DL
Trent Walters	DB
Kim Wood	Strength

1985

Head Coach — Sam Wyche

Jim Anderson	RB
Bruce Coslet	WR
Bill Johnson	TE
Dick LeBeau	Def. Coord./DB
Jim McNally	OL
Dick Selcer	LB
Bill Urbanik	DL
Kim Wood	Strength

1986

Head Coach — Sam Wyche

Jim Anderson	RB
Bruce Coslet	Off. Coord./WR
Bill Johnson	TE
Dick LeBeau	Def. Coord./DB
Jim McNally	OL
Dick Selcer	LB
Bill Urbanik	DL
Kim Wood	Strength

1987

Head Coach — Sam Wyche

Jim Anderson	RB
Bruce Coslet	Off. Coord./WR
Bill Johnson	TE
Dick LeBeau	Def. Coord./DB
Jim McNally	OL
Dick Selcer	LB
Mike Stock	ST
Bill Urbanik	DL
Kim Wood	Strength

1988

Head Coach — Sam Wyche

Jim Anderson	RB
Bruce Coslet	Off. Coord./WR
Bill Johnson	TE
Dick LeBeau	Def. Coord./DB
Jim McNally	OL
Dick Selcer	LB
Mike Stock	ST
Bill Urbanik	DL
Kim Wood	Strength

1989

Head Coach — Sam Wyche

Jim Anderson	RB
Bruce Coslet	Off. Coord./WR
Bill Johnson	TE
Dick LeBeau	Def. Coord./DB
Jim McNally	OL
Dick Selcer	LB
Mike Stock	ST
Chuck Studley	DL
Kim Wood	Strength

1990

Head Coach — Sam Wyche

Jim Anderson.....	RB
Dana Bible.....	QB
Mary Braden.....	ST
Bill Johnson.....	TE
Dick LeBeau.....	Def. Coord./DB
Jim McNally.....	OL
Dick Selcer.....	LB
Mike Stock.....	WR
Chuck Studley.....	DL
Kim Wood.....	Strength

1991

Head Coach — Sam Wyche

Jim Anderson.....	RB
Dana Bible.....	QB
Mary Braden.....	ST
Dick LeBeau.....	Def. Coord./DB
Jim McNally.....	OL
Dick Selcer.....	LB
Dave Shula.....	WR
Mike Stock.....	TE
Chuck Studley.....	DL
Kim Wood.....	Strength

1992

Head Coach — Dave Shula

Jim Anderson.....	RB
Dana Bible.....	QB
Mary Braden.....	ST
Mike Haluchak.....	LB
Bob Karmelowicz.....	DL
Ron Lynn.....	Def. Coord.
Jim McNally.....	OL
Ron Meeks.....	DB
Mike Pope.....	TE
Richard Williamson.....	WR
Kim Wood.....	Strength

1993

Head Coach — Dave Shula

Jim Anderson.....	RB
Ken Anderson.....	QB
Mary Braden.....	ST
Mike Haluchak.....	LB
Bob Karmelowicz.....	DL
Ron Lynn.....	Def. Coord.
Jim McNally.....	OL
Ron Meeks.....	DB
Mike Pope.....	Off. Coord./TE
Richard Williamson.....	WR
Kim Wood.....	Strength

1994

Head Coach — Dave Shula

Paul Alexander.....	TE
Jim Anderson.....	RB
Ken Anderson.....	QB
Mary Braden.....	ST
Bruce Coslet.....	Off. Coord.
Bobby DePaul.....	Def. Staff Assistant
Jim McNally.....	OL
Ron Meeks.....	DB
Joe Pascale.....	LB
Larry Peccatiello.....	Def. Coord.
Joe Wessel.....	DL
Richard Williamson.....	WR
Kim Wood.....	Strength

1995

Head Coach — Dave Shula

Paul Alexander.....	OL
Jim Anderson.....	RB
Ken Anderson.....	QB
Bruce Coslet.....	Off. Coord.
Bobby DePaul.....	DL
John Garrett.....	Off. Assistant/WR
Tim Krumrie.....	Def. Assistant
Ron Meeks.....	DB
Gary Moeller.....	TE

(continued)

Joe Pascale.....	LB
Larry Peccatiello.....	Def. Coord.
Joe Wessel.....	ST
Kim Wood.....	Strength & Conditioning

1996

Head Coaches — Dave Shula* and Bruce Coslet

Paul Alexander.....	OL
Jim Anderson.....	RB
Ken Anderson***.....	Off. Coord./QB
Bruce Coslet**.....	Off. Coord.
Bobby DePaul.....	Staff Assistant
John Garrett.....	WR
Tim Krumrie.....	DL
Ron Meeks.....	DB
Gary Moeller.....	TE
Joe Pascale.....	LB
Larry Peccatiello.....	Def. Coord.
Joe Wessel.....	ST
Kim Wood.....	Strength & Conditioning

*First 7 games only; **Promoted to head coach after 7 games; *** Off. Coord. last 9 games only

1997

Head Coach — Bruce Coslet

Paul Alexander.....	OL
Jim Anderson.....	RB
Ken Anderson.....	Off. Coord.
Louie Cioffi.....	Def. Staff Assistant
Mark Duffner.....	LB
John Garrett.....	Off. Staff Assistant
Ray Horton.....	DB
Tim Krumrie.....	DL
Dick LeBeau.....	Asst. Head Coach/Def. Coord.
Al Roberts.....	ST
Kim Wood.....	Strength & Conditioning
Bob Wylie.....	TE

1998

Head Coach — Bruce Coslet

Paul Alexander.....	OL
Jim Anderson.....	RB
Ken Anderson.....	Off. Coord.
Louie Cioffi.....	Def. Staff Assistant
Mark Duffner.....	LB
John Garrett.....	Off. Staff Assistant
Ray Horton.....	DB
Tim Krumrie.....	DL
Dick LeBeau.....	Asst. Head Coach/Def. Coord.
Al Roberts.....	ST
Kim Wood.....	Strength & Conditioning
Bob Wylie.....	TE

1999

Head Coach — Bruce Coslet

Paul Alexander.....	OL
Jim Anderson.....	RB
Ken Anderson.....	Off. Coord.
Louie Cioffi.....	Def. Staff Assistant
Mark Duffner.....	LB
Ray Horton.....	DB
Tim Krumrie.....	DL
Dick LeBeau.....	Asst. Head Coach/Def. Coord.
Steve Mooshagian.....	WR
Al Roberts.....	ST
Frank Verducci.....	TE
Kim Wood.....	Strength & Conditioning

2000

Head Coaches — Bruce Coslet* and Dick LeBeau

Paul Alexander.....	OL
Jim Anderson.....	RB
Ken Anderson.....	Off. Coord.
Louie Cioffi.....	Def. Staff Assistant
Mark Duffner.....	LB
Ray Horton.....	DB
Tim Krumrie.....	DL
Dick LeBeau**.....	Asst. Head Coach/Def. Coord.

(continued)

Steve Mooshagian.....	WR
Al Roberts.....	ST
Frank Verducci.....	TE
Kim Wood.....	Strength & Conditioning

*Resigned after 3 games; **Promoted to head coach after 3 games

2001

Head Coach — Dick LeBeau

Paul Alexander.....	OL
Jim Anderson.....	RB
Ken Anderson.....	QB
Bob Bratkowski.....	Off. Coord.
Louie Cioffi.....	Def. Assistant
Kevin Coyle.....	CB
Mark Duffner.....	Def. Coord./LB
John Garrett.....	Off. Assistant
Rodney Holman.....	Strength & Conditioning
Ray Horton.....	S
Tim Krumrie.....	DL
Steve Mooshagian.....	WR
Al Roberts.....	ST
Frank Verducci.....	TE
Kim Wood.....	Strength & Conditioning

2002

Head Coach — Dick LeBeau

Paul Alexander.....	OL
Jim Anderson.....	RB
Ken Anderson.....	QB
Bob Bratkowski.....	Off. Coord.
Louie Cioffi.....	Def. Assistant
Kevin Coyle.....	CB
Mark Duffner.....	Def. Coord./LB
John Garrett.....	TE
Rodney Holman.....	Strength & Conditioning
Tim Krumrie.....	DL
Steve Mooshagian.....	WR
Darren Perry.....	S
Al Roberts.....	ST
Bob Surace.....	Off. Assistant
Kim Wood.....	Strength & Conditioning

2003

Head Coach — Marvin Lewis

Paul Alexander.....	Assistant Head Coach/OL
Jim Anderson.....	RB
Bob Bratkowski.....	Off. Coord.
Louie Cioffi.....	Assistant DB
Kevin Coyle.....	DB
Leslie Frazier.....	Def. Coord.
Jay Hayes.....	DL
Jonathan Hayes.....	TE
Ricky Hunley.....	LB
Chip Morton.....	Strength & Conditioning
Kurtis Shultz.....	Asst. Strength & Conditioning
Darrin Simmons.....	ST
Bob Surace.....	Off. Assistant
Alex Wood.....	WR
Ken Zampese.....	QB

2004

Head Coach — Marvin Lewis

Paul Alexander.....	Assistant Head Coach/OL
Jim Anderson.....	RB
Bob Bratkowski.....	Off. Coord.
Chuck Bresnahan.....	Assistant
Louie Cioffi.....	Assistant DB
Kevin Coyle.....	DB
Leslie Frazier.....	Def. Coord.
Jay Hayes.....	DL
Jonathan Hayes.....	TE
Ricky Hunley.....	LB
Hue Jackson.....	WR
Chip Morton.....	Strength & Conditioning
Ray Oliver.....	Asst. Strength & Conditioning
Darrin Simmons.....	ST
Bob Surace.....	Assistant OL
Ken Zampese.....	QB

2005

Head Coach — Marvin Lewis

Paul Alexander ... Assistant Head Coach/OL	
Jim Anderson ... RB	
Bob Bratkowski ... Off. Coord.	
Chuck Bresnahan ... Def. Coord.	
Louie Cioffi ... Assistant DB	
Kevin Coyle ... DB	
Paul Guenther ... Staff Assistant	
Jay Hayes ... DL	
Jonathan Hayes ... TE	
Ricky Hunley ... LB	
Hue Jackson ... WR	
Chip Morton ... Strength & Conditioning	
Ray Oliver ... Asst. Strength & Conditioning	
Darrin Simmons ... ST	
Bob Surace ... Assistant OL	
Ken Zampese ... QB	

2006

Head Coach — Marvin Lewis

Paul Alexander ... Assistant Head Coach/OL	
Jim Anderson ... RB	
Bob Bratkowski ... Off. Coord.	
Chuck Bresnahan ... Def. Coord.	
Louie Cioffi ... Assistant DB	
Kevin Coyle ... DB	
Paul Guenther ... Asst. Special Teams/Asst. LBs	
Jay Hayes ... DL	
Jonathan Hayes ... TE	
Ricky Hunley ... LB	
Hue Jackson ... WR	
Chip Morton ... Strength & Conditioning	
Ray Oliver ... Asst. Strength & Conditioning	
Darrin Simmons ... ST	
Bob Surace ... Assistant OL	
Ken Zampese ... QB	

2007

Head Coach — Marvin Lewis

Paul Alexander ... Assistant Head Coach/OL	
Jim Anderson ... RB	
Bob Bratkowski ... Off. Coord.	
Chuck Bresnahan ... Def. Coord.	
Louie Cioffi ... Assistant DB	
Kevin Coyle ... DB	
Paul Guenther ... Asst. Special Teams/Asst. LBs	
Jay Hayes ... DL	
Jonathan Hayes ... TE	
Ricky Hunley ... LB	
Chip Morton ... Strength & Conditioning	
Ray Oliver ... Asst. Strength & Conditioning	
Mike Sheppard ... WR	
Darrin Simmons ... ST	
Bob Surace ... Assistant OL	
Ken Zampese ... QB	

2008

Head Coach — Marvin Lewis

Paul Alexander ... Assistant Head Coach/OL	
Jim Anderson ... RB	
Bob Bratkowski ... Off. Coord.	
Louie Cioffi ... Assistant DB	
Kevin Coyle ... DB	
Jeff FitzGerald ... LB	
Paul Guenther ... Asst. Special Teams/Asst. LBs	
Jay Hayes ... DL	
Jonathan Hayes ... TE	
Chip Morton ... Strength & Conditioning	
Ray Oliver ... Assoc. Strength & Conditioning	
Mike Sheppard ... WR	
Darrin Simmons ... ST	
Bob Surace ... Assistant OL	
Ken Zampese ... QB	
Mike Zimmer ... Def. Coord.	

2009

Head Coach — Marvin Lewis

Paul Alexander ... Assistant Head Coach/OL	
Jim Anderson ... RB	
Bob Bratkowski ... Off. Coord.	
Louie Cioffi ... Assistant DB	
Kevin Coyle ... DB	
Jeff FitzGerald ... LB	
Paul Guenther ... Asst. Special Teams/Asst. LBs	
Jay Hayes ... DL	
Jonathan Hayes ... TE	
Chip Morton ... Strength & Conditioning	
Ray Oliver ... Assoc. Strength & Conditioning	
Mike Sheppard ... WR	
Darrin Simmons ... ST	
Bob Surace ... Assistant OL	
Ken Zampese ... QB	
Mike Zimmer ... Def. Coord.	

BENGALS ALL-TIME ASSISTANT COACHES

NAME	COLLEGE	SEASONS
Alexander, Paul	Cortland State	1994-2009
Anderson, Jim	Cal-Western	1984-2009
Anderson, Ken	Augustana (Ill.)	1993-2002
Bass, Tom	San Jose State	1968-69
Bible, Dana	Cincinnati	1990-92
Braden, Marv	SW Missouri State	1990-94
Bratkowski, Bob	Washington State	2001-09
Bresnahan, Chuck	Navy	2004-07
Brinker, Howard	Miami (Ohio)	1974-79
Bullough, Hank	Michigan State	1980-83
Cioffi, Louie	C.W. Post	1997-2009
Costlet, Bruce*	Pacific	1981-89, 94-96
Costello, Vince	Ohio U.	1969-73
Coyle, Kevin	Massachusetts	2001-09
DePaul, Bobby	Maryland	1994-96
Donaldson, Jack	Ohio State	1969-77
Dowler, Boyd	Colorado	1976-79
Duffner, Mark	William & Mary	1997-2002
Faragalli, Joe	Villanova	1984
FitzGerald, Jeff	Oregon State	2008-09
Forzano, Rick	Kent State	1968
Frazier, Leslie	Alcorn State	2003-04
Gansz, Frank	Navy	1979-80
Garrett, John	Princeton	1995-98, 2001-02
Guenther, Paul	Ursinus	2005-09
Haluchak, Mike	Southern California	1992-93
Hayes, Jay	Idaho	2003-09
Hayes, Jonathan	Iowa	2003-09
Holman, Rodney	Tulane	2001-02
Horton, Ray	Washington	1997-2001
Hunley, Ricky	Arizona	2003-07
Intante, Lindy	Florida	1980-82
Jackson, Hue	Pacific	2004-06
Johnson, Bill*	Texas A&M	1968-75, 85-90
Karmelowicz, Bob	Bridgeport	1992-93
Krumrie, Tim	Wisconsin	1995-2002
LeBeau, Dick*	Ohio State	1980-91, 97-2000
Lynn, Ron	Mt. Union	1992-93
McCormack, Mike	Kansas	1976-79
McNally, Jim	Buffalo	1980-94

NAME	COLLEGE	SEASONS
Meeks, Ron	Arkansas State	1992-96
Modzelewski, Dick	Maryland	1979-83
Moeller, Gary	Ohio State	1995-96
Mooshagian, Steve	Fresno State	1999-2002
Morton, Chip	North Carolina	2003-09
Oliver, Ray	Ohio State	2004-09
Pascale, Joe	Connecticut	1994-96
Peccatiello, Larry	William & Mary	1994-96
Perry, Darren	Penn State	2002
Pope, Mike	Lenoir Rhyne	1992-93
Rice, Homer*	Centre	1978
Roberts, Al	Washington	1997-2002
Selcik, George	Notre Dame	1978-83
Selcer, Dick	Notre Dame	1984-91
Sheppard, Mike	Cal Lutheran	2007-09
Shula, Dave*	Dartmouth	1991
Shultz, Kurtis	Maryland	2003
Simmons, Darrin	Kansas	2003-09
Smouse, Frank	Youngstown State	1968
Stock, Mike	Northwestern	1987-91
Studley, Chuck	Illinois	1969-78, 89-91
Surace, Bob	Princeton	2002-09
Urbanik, Bill	Ohio State	1984-88
Verducci, Frank	Seton Hall	1999-2001
Walsh, Bill	San Jose State	1968-75
Walters, Trent	Indiana	1984
Weber, Chuck	West Chester State	1970-75
Wessel, Joe	Florida State	1994-96
Williamson, Richard	Alabama	1992-94
Winner, Charley	Southeast Missouri	1976-79
Wood, Alex	Iowa	2003
Wood, Kim	Wisconsin	1975-2002
Wylie, Bob	Colorado	1997-98
Zampese, Ken	San Diego	2003-09
Zimmer, Mike	Illinois State	2008-09

*Has also served as Bengals head coach

BENGALS LEADERS BY YEARS

RUSHING

YEAR	NAME	ATT	YDS	AVG	LG	TD
1968	Paul Robinson	238	1023	4.3	87	8
1969	Jess Phillips	118	578	4.9	83	3
1970	Jess Phillips	163	648	4.0	76	4
1971	Fred Willis	135	590	4.4	36	7
1972	Essex Johnson	212	825	3.9	19	4
1973	Essex Johnson	195	997	5.1	46	4
1974	Charlie Davis	72	375	5.2	19	0
1975	Boobie Clark	167	594	3.6	27	0
1976	Boobie Clark	151	671	4.4	24	7
1977	Pete Johnson	153	585	3.8	65	4
1978	Pete Johnson	180	762	4.2	50	7
1979	Pete Johnson	243	865	3.6	35	14
1980	Pete Johnson	186	747	4.0	57	6
1981	Pete Johnson	274	1077	3.9	39	12
1982	Pete Johnson	156	622	4.0	21	7
1983	Pete Johnson	210	763	3.6	16	14
1984	Larry Kinnbrew	154	623	4.0	23	9
1985	James Brooks	192	929	4.8	39	7
1986	James Brooks	205	1087	5.3	56	5
1987	Larry Kinnbrew	145	570	3.9	52	8
1988	Ickey Woods	203	1066	5.3	56	15
1989	James Brooks	221	1239	5.6	65	7
1990	James Brooks	195	1004	5.1	56	5
1991	Harold Green	158	731	4.6	75	2
1992	Harold Green	265	1170	4.4	53	2
1993	Harold Green	215	589	2.7	25	0
1994	Derrick Fennier	141	468	3.3	21	1
1995	Harold Green	171	661	3.9	23	2
1996	Garrison Hearst	225	847	3.8	24	0
1997	Corey Dillon	233	1129	4.8	71	10
1998	Corey Dillon	262	1130	4.3	66	4
1999	Corey Dillon	263	1200	4.6	50	5
2000	Corey Dillon	315	1435	4.6	80	7
2001	Corey Dillon	340	1315	3.9	96	10
2002	Corey Dillon	314	1311	4.2	67	7
2003	Rudi Johnson	215	957	4.5	54	9
2004	Rudi Johnson	361	1454	4.0	52	12
2005	Rudi Johnson	337	1458	4.3	33	12
2006	Rudi Johnson	341	1309	3.8	22	12
2007	Kenny Watson	178	763	4.3	24	7
2008	Cedric Benson	214	747	3.5	46	2

RECEIVING YARDAGE

YEAR	NAME	YDS	REC	AVG	LG	TD
1968	Bob Trumphy	639	37	17.3	80	3
1969	Eric Crabtree	855	40	21.4	73	7
1970	Chip Myers	542	32	16.9	56	1
1971	Bob Trumphy	531	40	13.3	44	3
1972	Chip Myers	792	57	13.9	42	3
1973	Isaac Curtis	843	45	18.7	77	9
1974	Isaac Curtis	633	30	21.1	77	10
1975	Isaac Curtis	934	44	21.2	55	7
1976	Isaac Curtis	766	41	18.7	85	6
1977	Billy Brooks	772	39	19.8	94	4
1978	Isaac Curtis	737	47	15.7	57	3
1979	Don Bass	724	58	12.5	50	3
1980	Dan Ross	724	56	12.9	37	4
1981	Cris Collinsworth	1009	67	15.1	74	8
1982	Cris Collinsworth	700	49	14.3	50	1
1983	Cris Collinsworth	1130	66	17.1	63	5
1984	Cris Collinsworth	989	64	15.5	57	6
1985	Cris Collinsworth	1125	65	17.3	71	5
1986	Cris Collinsworth	1024	62	16.5	46	10
1987	Eddie Brown	608	44	13.8	47	3
1988	Eddie Brown	1273	53	24.0	86	9
1989	Tim McGee	1211	65	18.6	74	8
1990	Tim McGee	737	43	17.1	52	1
1991	Eddie Brown	827	59	14.0	53	2
1992	Tim McGee	408	35	11.7	36	3
1993	Jeff Query	654	56	11.7	51	4
1994	Carl Pickens	1127	71	15.9	70	11
1995	Carl Pickens	1234	99	12.5	68	17
1996	Carl Pickens	1180	100	11.8	61	12
1997	Darnay Scott	797	54	14.8	77	5
1998	Carl Pickens	1023	82	12.5	67	5
1999	Darnay Scott	1022	68	15.0	76	7
2000	Peter Warrick	592	51	11.6	46	4
2001	Darnay Scott	819	57	14.4	49	2
2002	Chad Ochocinco	1166	69	16.9	72	5
2003	Chad Ochocinco	1355	90	15.1	82	10
2004	Chad Ochocinco	1274	95	13.4	53	9
2005	Chad Ochocinco	1432	97	14.8	70	9
2006	Chad Ochocinco	1369	87	15.7	74	7
2007	Chad Ochocinco	1440	93	15.5	70	8
2008	T.J. Houshmandzadeh	904	92	9.8	46	4

RECEPTIONS

YEAR	NAME	NO	YDS	AVG	LG	TD
1968	Bob Trumphy	37	639	17.3	80	3
1969	Eric Crabtree	40	855	21.4	73	7
1970	Chip Myers	32	542	16.9	56	1
1971	Bob Trumphy	40	531	13.3	44	3
1972	Chip Myers	57	792	13.9	42	3
1973	Isaac Curtis	45	843	18.7	77	9
1974	Isaac Curtis	35	633	18.1	77	10
1975	Isaac Curtis	44	934	21.2	55	7
1976	Isaac Curtis	41	766	18.7	85	6
1977	Billy Brooks	39	772	19.8	94	4
1978	Isaac Curtis	47	737	15.7	57	3
1979	Don Bass	58	724	12.5	50	3
1980	Dan Ross	56	724	12.9	37	4
1981	Dan Ross	71	910	12.8	37	5
1982	Cris Collinsworth	49	700	14.3	50	1
1983	Cris Collinsworth	66	1130	17.1	63	5
1984	Cris Collinsworth	64	989	15.5	57	6
1985	Cris Collinsworth	65	1125	17.3	71	5
1986	Cris Collinsworth	62	1024	16.5	46	10
1987	Eddie Brown	44	608	13.8	47	3
1988	Eddie Brown	53	1273	24.0	86	9
1989	Tim McGee	65	1211	18.6	74	8
1990	Eddie Brown	44	706	16.0	50	9
1991	Eddie Brown	59	827	14.0	53	2
1992	Harold Green	41	214	5.2	19	0
1993	Jeff Query	56	654	11.7	51	4
1994	Carl Pickens	71	1127	15.9	70	11
1995	Carl Pickens	99	1234	12.5	68	17
1996	Carl Pickens	100	1180	11.8	61	12
1997	Darnay Scott	54	797	14.8	77	5
1998	Carl Pickens	82	1023	12.5	67	5
1999	Darnay Scott	68	1022	15.0	76	7
2000	Peter Warrick	51	592	11.6	46	4
2001	Peter Warrick	70	667	9.5	33	1
2002	Chad Ochocinco	69	1166	16.9	72	5
2003	Chad Ochocinco	90	1355	15.1	82	10
2004	Chad Ochocinco	95	1274	13.4	53	9
2005	Chad Ochocinco	97	1432	14.8	70	9
2006	T.J. Houshmandzadeh	90	1081	12.0	40	9
2007	T.J. Houshmandzadeh	112	1143	10.2	42	12
2008	T.J. Houshmandzadeh	92	904	9.8	46	4

SCORING

YEAR	NAME	POS	PTS	HOW SCORED
1968	Dale Livingston	PK	59	13 FG, 20 PAT
1969	Horst Muhlmann	PK	80	16 FG, 32 PAT
1970	Horst Muhlmann	PK	108	25 FG, 33 PAT
1971	Horst Muhlmann	PK	98	20 FG, 31 PAT
1972	Horst Muhlmann	PK	111	27 FG, 30 PAT
1973	Horst Muhlmann	PK	94	21 FG, 31 PAT
1974	Horst Muhlmann	PK	65	11 FG, 32 PAT
1975	Dave Green	PK	70	10 FG, 40 PAT
1976	Chris Bahr	PK	81	14 FG, 39 PAT
1977	Chris Bahr	PK	82	19 FG, 25 PAT
1978	Chris Bahr	PK	74	16 FG, 26 PAT
1979	Pete Johnson	RB	90	14 TD-Ru; 1 TD-Rc
1980	Ian Sunter	PK	48	11 FG, 15 PAT
1981	Jim Breach	PK	115	22 FG, 49 PAT
1982	Jim Breach	PK	67	14 FG, 25 PAT
1983	Jim Breach	PK	87	16 FG, 39 PAT
1984	Jim Breach	PK	103	22 FG, 37 PAT
1985	Jim Breach	PK	120	24 FG, 48 PAT
1986	Jim Breach	PK	101	17 FG, 50 PAT
1987	Jim Breach	PK	97	24 FG, 25 PAT
1988	Ickey Woods	RB	90	15 TD-Ru
1989	Jim Breach	PK	73	12 FG, 37 PAT
1990	Jim Breach	PK	92	17 FG, 41 PAT
1991	Jim Breach	PK	96	23 FG, 27 PAT
1992	Jim Breach	PK	88	19 FG, 31 PAT
1993	Doug Pelfrey	PK	85	24 FG, 13 PAT
1994	Doug Pelfrey	PK	108	28 FG, 24 PAT
1995	Doug Pelfrey	PK	121	29 FG, 34 PAT
1996	Doug Pelfrey	PK	110	23 FG, 41 PAT
1997	Doug Pelfrey	PK	77	12 FG, 41 PAT
1998	Doug Pelfrey	PK	78	19 FG, 21 PAT
1999	Doug Pelfrey	PK	81	18 FG, 27 PAT
2000	Neil Rackers	PK	57	12 FG, 21 PAT
2001	Corey Dillon	RB	78	10 TD-Ru; 3 TD-Rc
2002	Neil Rackers	PK	75	15 FG, 30 PAT
2003	Shayne Graham	PK	106	22 FG, 40 PAT
2004	Shayne Graham	PK	122	27 FG, 41 PAT
2005	Shayne Graham	PK	131	28 FG, 47 PAT
2006	Shayne Graham	PK	115	25 FG, 40 PAT
2007	Shayne Graham	PK	130	31 FG, 37 PAT
2008	Shayne Graham	PK	78	21 FG, 15 PAT

PASSING

YEAR	NAME	ATT	CMP	YDS	PCT	TD	INT	RAT
1968	John Stola	177	85	896	48.0	5	5	60.8
1969	Greg Cook	197	106	1854	53.8	15	11	88.3
1970	Virgil Carter	278	143	1647	51.4	9	9	66.9
1971	Virgil Carter	222	138	1624	62.2	10	7	86.2
1972	Ken Anderson	301	171	1918	56.8	7	7	74.0
1973	Ken Anderson	329	179	2428	54.4	18	12	81.2
1974	Ken Anderson	328	213	2667	64.9	18	10	95.7
1975	Ken Anderson	377	228	3169	60.5	21	11	93.9
1976	Ken Anderson	338	179	2367	53.0	19	14	76.9
1977	Ken Anderson	323	166	2145	51.4	11	11	69.7
1978	Ken Anderson	319	173	2219	54.2	10	22	58.0
1979	Ken Anderson	339	189	2340	55.8	16	10	80.7
1980	Ken Anderson	275	166	1778	60.4	6	13	66.9
1981	Ken Anderson	479	300	3754	62.6	29	10	98.4
1982	Ken Anderson	309	218	2495	70.6	12	9	95.3
1983	Ken Anderson	297	198	2333	66.7	12	13	85.6
1984	Ken Anderson	275	175	2107	63.6	10	12	81.0
1985	Boomer Esiason	431	251	3443	58.2	27	12	93.2
1986	Boomer Esiason	469	273	3959	58.2	24	17	87.7
1987	Boomer Esiason	440	240	3321	54.5	16	19	73.1
1988	Boomer Esiason	388	223	3572	57.5	28	14	97.4
1989	Boomer Esiason	455	258	3525	56.7	28	11	92.1
1990	Boomer Esiason	402	224	3031	55.7	24	22	77.0
1991	Boomer Esiason	413	233	2883	56.4	13	16	72.5
1992	Boomer Esiason	278	144	1407	51.8	11	15	57.0
1993	David Klingler	343	190	1935	55.4	6	9	66.6
1994	Jeff Blake	306	156	2154	51.0	14	9	76.9
1995	Jeff Blake	567	326	3822	57.5	28	17	82.1
1996	Jeff Blake	549	308	3624	56.1	24	14	80.3
1997	Jeff Blake	317	184	2125	58.0	8	7	77.6
	Boomer Esiason	186	118	1478	63.4	13	2	106.9
1998	Neil O'Donnell	343	212	2216	61.8	15	4	90.2
1999	Jeff Blake	389	215	2670	55.3	16	12	77.6
2000	Akili Smith	267	118	1253	44.2	3	6	52.8
2001	Jon Kitna	581	313	3216	53.9	12	22	61.1
2002	Jon Kitna	473	294	3178	62.2	16	16	79.1
2003	Jon Kitna	520	324	3591	62.3	26	15	87.4
2004	Carson Palmer	432	263	2897	60.9	18	18	77.3
2005	Carson Palmer	509	345	3836	67.8	32	12	101.1
2006	Carson Palmer	520	324	4035	62.3	28	13	93.9
2007	Carson Palmer	575	373	4131	64.9	26	20	86.7
2008	Ryan Fitzpatrick	372	221	1905	59.4	8	9	70.0

KICKOFF RETURNS
(Yardage leaders)

YEAR	NAME	NO	YDS	AVG	LG	TD
1968	Warren McVea	14	310	22.1	30	0
1969	Essex Johnson	16	362	22.6	51	0
1970	Lemar Parrish	16	482	30.1	95	1
1971	Paul Robinson	18	335	18.6	37	0
1972	Bernard Jackson	21	509	24.2	62	0
1973	Bernard Jackson	21	520	24.8	41	0
1974	Bernard Jackson	29	682	23.5	45	0
1975	Bernard Jackson	25	587	23.5	39	0
1976	Willie Shelby	30	761	25.4	97	1
1977	Willie Shelby	19	403	21.2	38	0
1978	Ray Griffin	37	787	21.3	39	0
1979	Deacon Turner	55	1149	20.9	36	0
1980	Cleotha Montgomery	44	843	19.2	40	0
1981	David Verser	29	691	23.8	78	0
1982	David Verser	16	320	20.0	33	0
1983	John Simmons	14	317	22.6	36	0
1984	Stanford Jennings	22	452	20.5	46	0
1985	Mike Martin	48	1104	23.0	45	0
1986	Tim McGee	43	1007	23.4	94	0
1987	Barney Bussey	21	406	19.3	34	0
1988	Stanford Jennings	32	684	21.4	98	1
1989	Stanford Jennings	26	525	20.2	33	0
1990	Stanford Jennings	29	584	20.1	33	0
1991	Eric Ball	13	262	20.2	24	0
1992	Milt Stegall	25	430	17.2	39	0
1993	Patrick Robinson	30	567	18.9	42	0
1994	Eric Ball	42	915	21.8	43	0
1995	David Dunn	50	1092	21.8	45	0
1996	David Dunn	35	782	22.3	90	1
1997	Eric Bieniemy	34	789	23.2	102	1
1998	Tremain Mack	45	1165	25.9	97	1
1999	Tremain Mack	51	1382	27.1	99	1
2000	Tremain Mack	50	1036	20.7	50	0
2001	Curtis Keaton	42	891	21.2	64	0
2002	Brandon Bennett	49	1231	25.1	94	1
2003	Brandon Bennett	53	1146	21.6	46	0
2004	Cliff Russell	39	872	22.4	40	0
2005	Tab Perry	64	1562	24.4	94	0
2006	Glenn Holt	17	419	24.6	38	0
2007	Glenn Holt	59	1432	24.3	100	1
2008	Glenn Holt	46	1110	24.1	60	0

PUNT RETURNS
(Yardage leaders)

YEAR	NAME	NO	YDS	AVG	LG	TD
1968	Essex Johnson	22	111	5.0	45	0
1969	Essex Johnson	17	85	5.0	17	0
1970	Lemar Parrish	23	194	8.4	79	1
1971	Lemar Parrish	12	93	7.8	47	0
1972	Tommy Casanova	30	289	9.6	66	1
1973	Lemar Parrish	25	200	8.0	47	0
1974	Lemar Parrish	18	338	18.8	90	2
1975	Lyle Blackwood	23	123	5.3	31	0
1976	Willie Shelby	21	162	7.7	30	0
1977	Tony Davis	19	220	11.6	70	0
1978	Tony Davis	22	130	5.9	12	0
1979	Vaughn Lusby	32	260	8.1	40	0
1980	Cleotha Montgomery	31	223	7.2	42	0
1981	Mike Fuller	23	177	7.7	34	0
1982	Mike Fuller	17	95	5.6	13	0
1983	Mike Martin	23	227	9.9	19	0
1984	Mike Martin	24	376	15.7	55	0
1985	Mike Martin	32	268	8.4	26	0
1986	Ray Horton	11	111	10.1	25	0
1987	Mike Martin	28	277	9.9	21	0
1988	Ira Hillary	17	166	9.8	20	0
1989	Mike Martin	15	107	7.1	17	0
1990	Mitchell Price	29	251	8.7	66	1
1991	Mitchell Price	14	203	14.5	78	1
1992	Carl Pickens	18	229	12.7	95	1
1993	Patrick Robinson	43	305	7.1	36	0
1994	Corey Sawyer	26	307	11.8	82	1
1995	Corey Sawyer	9	58	6.4	21	0
1996	Corey Sawyer	15	117	7.8	62	0
1997	Greg Myers	26	201	7.7	18	0
1998	Damon Gibson	27	218	8.1	65	1
1999	Craig Yeast	10	209	20.9	86	2
2000	Craig Yeast	34	225	6.6	27	0
2001	T.J. Houshmandzadeh	12	163	13.6	86	0
2002	T.J. Houshmandzadeh	24	117	4.9	34	0
2003	Peter Warrick	25	273	10.9	68	1
2004	Keiwan Ratliff	17	207	12.2	49	0
2005	Keiwan Ratliff	28	157	5.6	13	0
2006	Keiwan Ratliff	27	176	6.5	38	0
2007	Antonio Chatman	18	93	5.2	19	0
2008	Antonio Chatman	21	158	7.5	34	0

PUNTING						
YEAR	NAME	NO	YDS	AVG	LG	BK
1968	Dale Livingston	70	3036	43.4	66	0
1969	Dale Livingston	70	2769	39.6	55	1
1970	Dave Lewis	79	3651	46.2	63	0
1971	Dave Lewis	72	3229	44.8	56	0
1972	Dave Lewis	66	2777	42.1	60	0
1973	Dave Lewis	68	2790	41.0	60	0
1974	Dave Green	66	2701	40.9	53	0
1975	Dave Green	68	2655	39.0	57	1
1976	Pat McNally	76	2999	39.5	61	0
1977	Pat McNally	67	2802	41.8	67	1
1978	Pat McNally	91	3919	43.1	65	0
1979	Pat McNally	89	3678	41.3	61	2
1980	Pat McNally	83	3390	40.8	61	2
1981	Pat McNally	72	3272	45.4	62	1
1982	Pat McNally	31	1201	38.7	53	0
1983	Pat McNally	67	2804	41.9	60	2
1984	Pat McNally	67	2832	42.3	61	0
1985	Pat McNally	57	2410	42.3	64	1
1986	Jeff Hayes	56	1965	35.1	52	2
1987	Scott Fulhage	52	2168	41.7	58	0
1988	Scott Fulhage	44	1672	38.0	53	2
1989	Lee Johnson	61	2446	40.1	62	2
1990	Lee Johnson	64	2705	42.3	70	0
1991	Lee Johnson	64	2795	43.7	62	0
1992	Lee Johnson	76	3196	42.1	64	0
1993	Lee Johnson	90	3954	43.9	60	0
1994	Lee Johnson	79	3461	43.8	64	1
1995	Lee Johnson	68	2861	42.1	61	0
1996	Lee Johnson	80	3630	45.4	67	1
1997	Lee Johnson	81	3471	42.9	66	0
1998	Lee Johnson	69	3083	44.7	69	1
1999	Will Brice	60	2475	41.3	72	2
2000	Daniel Pope	94	3775	40.2	57	0
2001	Nick Harris	84	3372	40.1	57	1
2002	Nick Harris	65	2608	40.1	57	1
2003	Kyle Richardson	49	1961	40.0	58	0
2004	Kyle Larson	83	3499	42.2	66	1
2005	Kyle Larson	60	2591	43.2	75	1
2006	Kyle Larson	77	3428	44.5	67	0
2007	Kyle Larson	59	2437	41.3	55	0
2008	Kyle Larson	100	3946	39.5	57	1

INTERCEPTIONS						
YEAR	NAME	NO	YDS	AVG	LG	TD
1968	Jess Phillips	3	26	8.7	23	0
1969	Fletcher Smith	4	67	16.8	29	0
	Bobby Hunt	4	66	16.5	27	0
	Ken Riley	4	66	16.5	66	0
	Bill Peterson	4	23	5.8	17	0
1970	Lemar Parrish	5	28	5.6	19	0
1971	Lemar Parrish	7	105	15.0	65	1
1972	Tommy Casanova	5	108	21.6	33	0
	Lemar Parrish	5	90	18.0	33	2
1973	Tommy Casanova	4	33	8.1	16	0
1974	Ken Riley	5	33	6.6	19	0
1975	Ken Riley	6	76	12.7	30	1
1976	Ken Riley	9	141	15.7	53	1
1977	Lemar Parrish	3	95	31.7	47	1
	Reggie Williams	3	67	22.3	54	1
1978	Dick Jauron	4	52	13.0	24	1
1979	Dick Jauron	6	41	6.8	12	0
1980	Louis Breeden	7	91	13.0	29	0
1981	Ken Riley	5	6	1.2	6	0
1982	Ken Riley	5	88	17.6	56	1
1983	Ken Riley	8	89	11.1	42	2
1984	Louis Breeden	4	96	24.0	70	0
	Robert Jackson	4	32	8.0	28	1
	Bobby Kemp	4	27	6.8	14	0
1985	James Griffin	7	118	16.6	33	1
1986	Louis Breeden	7	72	10.3	36	1
1987	David Fulcher	3	30	10.0	28	0
	Robert Jackson	3	49	16.3	29	0
1988	Eric Thomas	7	61	8.7	37	0
1989	David Fulcher	8	87	10.9	22	0
1990	Barney Bussey	4	37	9.3	18	0
	David Fulcher	4	20	5.0	18	0
1991	David Fulcher	4	51	12.8	27	1
1992	Darryl Williams	4	65	16.3	30	0
1993	Mike Brim	3	74	24.7	30	1
1994	Louis Oliver	3	36	12.0	19	0
1995	Bracey Walker	4	56	14.0	23	0
1996	Ashley Ambrose	8	63	7.9	31	1
1997	Corey Sawyer	4	44	11.0	37	0
1998	Sam Shade	3	33	11.0	32	0
	Artrell Hawkins	3	21	7.0	12	0
1999	Rodney Heath	3	72	24.0	58	1
2000	Tom Carter	2	40	20.0	30	0
	Takeo Spikes	2	12	6.0	7	0
2001	Kevin Kaesviharn	3	41	13.7	29	0
	Artrell Hawkins	3	26	8.7	22	0
2002	Artrell Hawkins	2	102	51.0	102	1
	Kevin Kaesviharn	2	17	8.5	17	0
2003	Tory James	4	56	14.0	31	0
2004	Tory James	8	66	8.3	23	0
2005	Deltha O'Neal	10	103	10.3	37	0
2006	Kevin Kaesviharn	6	24	4.0	22	0
2007	Leon Hall	5	16	3.2	12	0
2008	Leon Hall	3	87	29.0	50	1

BENGALS SUPERLATIVE SEASONS

1,000-YARD RUSHERS

YARDS	PLAYER	YEAR
1,458	Rudi Johnson	2005
1,454	Rudi Johnson	2004
1,435	Corey Dillon	2000
1,315	Corey Dillon	2001
1,311	Corey Dillon	2002
1,309	Rudi Johnson	2006
1,239	James Brooks	1989
1,200	Corey Dillon	1999
1,170	Harold Green	1992
1,130	Corey Dillon	1998
1,129	Corey Dillon	1997
1,087	James Brooks	1986
1,077	Pete Johnson	1981
1,066	Ickey Woods	1988
1,023	Paul Robinson	1968
1,004	James Brooks	1990

1,000-YARD RECEIVERS

YARDS	PLAYER	YEAR
1,440	Chad Ochocinco	2007
1,432	Chad Ochocinco	2005
1,369	Chad Ochocinco	2006
1,355	Chad Ochocinco	2003
1,274	Chad Ochocinco	2004
1,273	Eddie Brown	1988
1,234	Carl Pickens	1995
1,211	Tim McGee	1989
1,180	Carl Pickens	1996
1,166	Chad Ochocinco	2002
1,143	T.J. Houshmandzadeh	2007
1,130	Cris Collinsworth	1983
1,127	Carl Pickens	1994
1,125	Cris Collinsworth	1985
1,081	T.J. Houshmandzadeh	2006
1,024	Cris Collinsworth	1986
1,023	Carl Pickens	1998
1,022	Darnay Scott	1999
1,009	Cris Collinsworth	1981

3,000-YARD PASSERS

YARDS	PLAYER	YEAR
4,131	Carson Palmer	2007
4,035	Carson Palmer	2006
3,959	Boomer Esiason	1986
3,836	Carson Palmer	2005
3,822	Jeff Blake	1995
3,754	Ken Anderson	1981
3,624	Jeff Blake	1996
3,591	Jon Kitna	2003
3,572	Boomer Esiason	1988
3,525	Boomer Esiason	1989
3,443	Boomer Esiason	1985
3,321	Boomer Esiason	1987
3,216	Jon Kitna	2001
3,178	Jon Kitna	2002
3,169	Ken Anderson	1975
3,031	Boomer Esiason	1990

BENGALS ALL-TIME RUSHING STATISTICS

Players active with Bengals as of July 5, 2009, are listed in bold.

PLAYER	YDS	ATT	AVG	LG	TD	PLAYER	YDS	ATT	AVG	LG	TD
Corey Dillon, RB 1997-2003.....	8061	1865	4.3	96	45	Ostell Miles, RB 1992-93.....	78	30	2.6	15	1
James Brooks, RB 1984-91.....	6447	1344	4.8	65	37	Isaac Curtis, WR 1973-84.....	76	25	3.0	20	0
Rudi Johnson, RB 2001-07.....	5742	1441	4.0	54	48	Dana Wright, RB 1987.....	74	24	3.1	10	0
Pete Johnson, RB 1977-83.....	5421	1402	3.9	65	64	Curtis Keaton, RB 2000-01.....	72	11	6.5	21	0
Harold Green, RB 1990-95.....	3727	968	3.9	75	8	Dave Walter, QB 1987.....	70	16	4.4	16	0
Essex Johnson, RB 1968-75.....	3070	675	4.5	86	18	Erik Wilhelm, QB 1989-91, 93-97.....	69	19	3.6	18	0
Boobie Clark, RB 1973-78.....	2978	779	3.8	26	25	Jim Hargrove, RB 1981.....	66	16	4.1	27	1
Archie Griffin, RB 1976-83.....	2808	691	4.1	77	7	John Reaves, QB 1975-78.....	63	17	3.7	20	2
Charles Alexander, RB 1979-85.....	2645	748	3.5	37	13	Scott Mitchell, QB 2000-01.....	61	10	6.1	12	1
Larry Kinnebrew, RB 1983-87.....	2582	639	4.0	52	37	Dan Rice, RB 1987.....	59	18	3.3	8	0
Paul Robinson, RB 1968-72.....	2441	617	4.0	87	19	Andre Caldwell, WR 2008.....	53	5	10.6	26	0
Ken Anderson, QB 1971-86.....	2220	397	5.6	29	20	David Verser, WR 1981-84.....	48	7	6.9	29	0
Jess Phillips, RB 1968-72.....	1860	424	4.4	83	8	Lorenzo Neal, RB 2001-02.....	41	14	2.9	9	0
Ickey Woods, RB 1988-91.....	1525	332	4.6	56	27	Jay Schroeder, QB 1993.....	41	10	4.1	20	0
Jeff Blake, QB 1994-99.....	1499	285	5.3	30	10	Don Bass, TE-WR 1978-81.....	40	6	6.7	14	0
Derrick Fenner, RB 1992-94.....	1450	374	3.9	35	9	James Joseph, RB 1995.....	40	16	2.5	8	0
Lenvil Elliott, RB 1973-78.....	1395	324	4.3	32	3	Joe Wilson, RB 1973.....	39	10	3.9	11	0
Boomer Esiason, QB 1984-92, 97.....	1355	340	4.0	24	5	Champ Henson, RB 1975.....	38	11	3.5	8	0
Stanford Jennings, RB 1984-90.....	1225	308	4.0	20	9	Tom Dinkel, LB 1978-83, 85.....	34	3	11.3	20	0
Brandon Bennett, RB 1998-2003.....	1127	306	3.7	37	5	Neil O'Donnell, QB 1998.....	34	13	2.6	10	0
Stanley Wilson, RB 1983-84, 86, 88.....	1118	253	4.4	58	11	James Johnson, RB 2008.....	29	9	3.2	12	0
Kenny Watson, RB 2003-08.....	1117	242	4.6	25	8	Dale Livingston, P-K 1968-69.....	29	2	14.5	18	0
Doug Dressler, RB 1970-74.....	1101	272	4.0	43	9	Cliff Groce, RB 1999-2000.....	26	11	2.4	8	1
Garrison Hearst, RB 1996.....	847	225	3.8	24	0	Eric Crabtree, WR 1969-71.....	24	4	6.0	16	0
Eric Bieniemy, RB 1995-98.....	803	192	4.2	33	6	Mike Martin, WR 1983-89.....	24	3	8.0	15	0
Cedric Benson, RB 2008.....	747	214	3.5	46	2	Steve Kreider, WR 1979-86.....	23	4	5.8	21	0
Ki-Jana Carter, RB 1995-99.....	747	227	3.3	79	16	Gus Frotte, QB 2002.....	22	4	5.5	9	0
Fred Willis, RB 1971-72.....	717	177	4.1	36	7	Charlie Joiner, WR 1972-75.....	22	5	4.4	8	0
Chris Perry, RB 2004-08.....	606	177	3.4	30	2	Dave Lewis, QB-P 1970-73.....	22	12	1.8	15	0
Eric Ball, RB 1989-94.....	576	156	3.7	27	8	Tab Perry, WR 2005-07.....	22	6	3.7	9	1
Stan Fritts, RB 1975-76.....	575	141	4.1	22	11	Daniel Pope, P 2000.....	22	2	11.0	22	0
Deacon Turner, RB 1978-80.....	549	142	3.9	65	1	Speedy Thomas, WR 1969-72.....	22	8	2.8	16	1
Craig Taylor, RB 1989-91.....	480	114	4.2	34	7	Saint Saffold, WR 1968.....	21	1	21.0	21	0
Bill Johnson, RB 1985-87.....	475	86	5.5	34	1	Tommy Casanova, S 1972-77.....	20	1	20.0	20	0
David Klingler, QB 1992-95.....	420	69	6.1	29	0	John Holifield, RB 1989.....	20	11	1.8	11	0
Steve Broussard, RB 1994.....	403	94	4.3	37	2	Sedrick Shaw, RB 1999.....	20	4	5.0	10	1
Charlie Davis, RB 1974-75.....	375	72	5.2	29	0	Greg Meehan, WR 1987.....	19	4	4.8	17	0
Ed Williams, RB 1974-75.....	374	93	4.0	19	5	Adrian Breen, QB 1987.....	18	6	3.0	9	0
Akili Smith, QB 1999-2002.....	371	70	5.3	24	1	Tim McGee, WR 1986-92, 94-95.....	18	8	2.3	25	0
Peter Warrick, WR 2000-04.....	355	52	6.8	77	2	Ben Bennett, QB 1987.....	17	2	8.5	9	0
Virgil Carter, QB 1970-73.....	345	54	6.4	73	4	Dewey Warren, QB 1968.....	17	4	4.3	12	0
Tony Davis, RB 1976-78.....	316	84	3.8	16	5	Cliff Russell, WR 2004.....	15	3	5.0	13	0
Michael Basmight, RB 1999-2000.....	308	62	5.0	46	0	Jeff Query, WR 1992-95.....	14	3	4.7	8	0
Ryan Fitzpatrick, QB 2007-08.....	304	60	5.1	22	2	Reece Morrison, RB 1972-73.....	13	4	3.3	8	0
Jon Kitna, QB 2001-05.....	299	101	3.0	20	5	Cleotha Montgomery, RB 1980.....	12	1	12.0	12	0
Sam Wyche, QB 1968-70.....	299	43	7.0	23	3	John Farley, RB 1984.....	11	7	1.6	5	0
Turk Schonert, QB 1980-85, 87-89.....	276	62	4.5	17	3	Lynn James, WR 1990-91.....	11	1	11.0	11	0
Marc Logan, RB 1987-88.....	213	39	5.5	51	1	Kyle Larson, P 2004-08.....	11	1	11.0	11	1
Jack Thompson, QB 1979-82.....	200	39	5.1	21	6	Rex Keeling, P 1968.....	10	1	10.0	10	0
Jeff Cothran, RB 1994-96.....	191	57	3.4	15	1	Antonio Chatman, WR 2006-08.....	9	3	3.0	5	0
DeDe Dorsey, RB 2007-08.....	191	26	7.3	45	0	Damon Gibson, WR 1998.....	9	1	9.0	9	0
Don Hollas, QB 1991-94.....	175	32	5.6	27	0	Willie Shelby, RB 1976-77.....	9	5	1.8	3	0
Carson Palmer, QB 2003-08.....	173	108	1.6	15	2	Wayne Clark, QB 1974.....	8	1	8.0	8	1
Eddie Brown, WR 1985-91.....	164	25	6.6	35	0	Steve Conley, RB 1972.....	8	3	2.7	5	0
Greg Cook, QB 1969-74.....	148	25	5.9	30	1	Reggie McNeal, WR 2006.....	8	1	8.0	8	0
Tom Smiley, RB 1968.....	146	63	2.3	11	1	Sandy Durko, S 1970-72.....	7	1	7.0	7	0
Chad Ochocinco, WR 2001-08.....	143	21	6.8	18	0	Mike Levenseller, WR 1979-80.....	6	1	6.0	6	0
Nick Luchey, RB 1999-2002, 05.....	143	33	4.3	13	2	Carl Pickens, WR 1992-99.....	6	6	1.0	6	0
T.J. Houshmandzadeh, WR 2001-08.....	142	23	6.2	17	1	Patrick Robinson, WR 1993.....	6	1	6.0	6	0
Jeremi Johnson, RB 2003-08.....	141	48	2.9	15	2	Ryan Benjamin, RB 1993.....	5	3	1.7	2	0
Darnay Scott, WR 1994-2001.....	137	21	6.5	23	0	Bobby Hunt, S 1968-69.....	5	1	5.0	5	1
Warren McVea, WR 1968.....	133	9	14.8	80	1	Mike Norseth, QB 1987-88.....	5	1	5.0	5	0
Estes Banks, RB 1968.....	131	34	3.9	20	0	Michael Blair, RB 1998.....	4	1	4.0	4	0
Brian Milne, RB 1996-99.....	125	34	3.7	26	4	Glenn Bujnoch, G 1976-82.....	4	1	4.0	4	1
Clem Turner, RB 1969.....	105	23	4.6	34	0	Doug Gaynor, QB 1986.....	4	1	4.0	4	0
Ron Lamb, RB 1968-71.....	100	33	3.0	17	0	Jordan Palmer, QB 2008.....	4	1	4.0	4	0
David McCluskey, RB 1987.....	94	29	3.2	12	1	Kelley Washington, WR 2003-06.....	4	2	2.0	5	0
Jeff Hayes, P 1986.....	92	3	30.7	61	1	Ted Washington, RB 1968.....	4	1	4.0	4	0
Mike Dingle, RB 1991-92.....	91	21	4.3	21	0	John McDaniel, WR 1974-77.....	3	2	1.5	5	0
Rodney Tate, RB 1982-83.....	79	27	2.9	13	0	Nathan Poole, RB 1979-80.....	3	6	0.5	7	0

(continued)

PLAYER	YDS	ATT	AVG	LG	TD
Rod Sherman, WR 1968.....	3	1	3.0	3	0
Glenn Holt, WR 2006-08.....	2	2	1.0	1	0
Paul Justin, QB 1998.....	2	1	2.0	2	0
Quincy Wilson, RB 2006-07.....	2	2	1.0	5	0
Jason Burns, RB 1995.....	1	1	1.0	1	0
Bruce Coslet, TE 1969-76.....	1	1	1.0	1	0
Skyler Green, WR 2007.....	1	1	1.0	1	0
John Stofa, QB 1968-69.....	1	10	0.1	13	0
Michael Westbrook, WR 2002.....	1	1	1.0	1	0
Marvin Cobb, S 1975-79.....	0	1	0.0	0	0
Brad Costello, P 1998-99.....	0	1	0.0	0	0
Rob Hertel, QB 1978.....	0	1	0.0	0	0
Jim Corbett, TE 1977-80.....	-1	1	-1.0	-1	0
Scottie Graham, RB 1997.....	-1	1	-1.0	-1	0
Eric Kresser, QB 1997-99.....	-1	1	-1.0	-1	0
Dennis Law, WR 1978.....	-1	1	-1.0	-1	0
Bob Trumpy, TE-WR 1968-77.....	-1	1	-1.0	-1	0

PLAYER	YDS	ATT	AVG	LG	TD
Craig Yeast, WR 1999-2000.....	-1	3	-0.3	15	0
Jeff Christensen, QB 1983.....	-2	1	-2.0	-2	0
Ira Hillary, P 1987-89.....	-2	1	-2.0	-2	0
Jeff Hill, WR 1994-96.....	-3	1	-3.0	-3	0
Scott Covington, QB 1999-2001.....	-4	2	-2.0	-2	0
M.L. Harris, TE 1980-85.....	-5	4	-1.3	0	0
Neil Rackers, K 2000-02.....	-5	1	-5.0	-5	0
Pat McNally, P-WR 1976-85.....	-7	5	-1.4	18	0
Anthony Wright, QB 2006.....	-12	4	-3.0	-1	0
Mike Barber, WR 1990-92.....	-13	1	-13.0	-13	0
David Dunn, WR 1995-98.....	-13	1	-13.0	-13	0
Cris Collinsworth, WR 1981-88.....	-15	7	-2.1	7	0
Billy Brooks, WR 1976-79.....	-17	3	-5.7	4	0
Lee Johnson, P 1988-98.....	-25	4	-6.3	0	0

BENGALS ALL-TIME RECEIVING STATISTICS

Players active with Bengals as of July 5, 2009, are listed in bold.

PLAYER	NO	YDS	AVG	LG	TD
Chad Ochocinco, WR 2001-08.....	612	8905	14.6	82	53
Carl Pickens, WR 1992-99.....	530	6887	13.0	75	63
T.J. Houshmandzadeh, WR 2001-08.....	507	5782	11.4	62	37
Cris Collinsworth, WR 1981-88.....	417	6598	16.1	74	36
Isaac Curtis, WR 1973-84.....	416	7101	17.1	85	53
Darnay Scott, WR 1994-2001.....	386	5975	15.5	88	36
Eddie Brown, WR 1985-91.....	363	6134	16.9	86	41
Rodney Holman, TE 1982-92.....	318	4329	13.6	73	34
Tony McGee, TE 1993-2001.....	299	3795	12.7	54	20
Bob Trumpy, TE-WR 1968-77.....	298	4600	15.4	80	35
James Brooks, RB 1984-91.....	297	3012	10.1	57	27
Tim McGee, WR 1986-92, 94-95.....	282	4703	16.7	78	25
Peter Warrick, WR 2000-04.....	264	2811	10.6	77	18
Dan Ross, TE 1979-83, 85.....	263	3204	12.2	41	16
Chip Myers, WR 1969-76.....	218	3079	14.1	63	12
Corey Dillon, RB 1997-2003.....	192	1482	7.7	41	5
Archie Griffin, RB 1976-83.....	192	1607	8.4	52	6
Pete Johnson, RB 1977-83.....	173	1327	7.7	34	6
Charles Alexander, RB 1979-85.....	165	1130	6.8	65	2
Boobie Clark, RB 1973-78.....	151	1139	7.5	39	2
Steve Kreider, WR 1979-86.....	150	2119	14.1	56	9
Harold Green, RB 1990-95.....	145	1004	6.9	34	3
Eric Bieniemy, RB 1995-98.....	133	1098	8.3	42	0
Essex Johnson, RB 1968-75.....	121	1541	12.7	78	11
Don Bass, TE-WR 1978-81.....	117	1580	13.5	55	13
Reggie Kelly, TE 2003-08.....	115	928	8.1	32	3
Chris Henry, WR 2005-08.....	107	1590	14.9	71	19
Stanford Jennings, RB 1984-90.....	107	1027	9.6	43	9
Kenny Watson, RB 2003-08.....	103	762	7.4	46	1
Lenvil Elliott, RB 1973-78.....	102	921	9.0	33	9
Rudi Johnson, RB 2001-07.....	101	588	5.8	33	1
M.L. Harris, TE 1980-85.....	99	1369	13.8	80	10
Billy Brooks, WR 1976-79.....	93	1683	18.1	94	7
Speedy Thomas, WR 1969-72.....	93	1236	13.3	90	8
Derrick Fenner, RB 1992-94.....	91	744	8.2	40	2
Brandon Bennett, RB 1998-2003.....	90	756	8.4	55	1
Matt Schobel, TE 2002-05.....	90	938	10.4	76	9
Ron Dugans, WR 2000-02.....	89	797	9.0	31	3
Doug Dressler, RB 1970-74.....	87	689	7.9	33	1
Chris Perry, RB 2004-08.....	83	474	5.7	28	2
Charlie Joiner, WR 1972-75.....	82	1463	17.8	65	6
Jeff Query, WR 1992-95.....	77	963	12.5	83	7
David Dunn, WR 1995-98.....	76	1132	14.9	40	4
Jess Phillips, RB 1968-72.....	76	427	5.6	31	2
Eric Crabtree, WR 1969-71.....	73	1188	16.3	73	11
Kelley Washington, WR 2003-06.....	72	893	12.4	51	9
Marco Battaglia, TE 1996-2001.....	70	651	9.3	34	2
Paul Robinson, RB 1968-72.....	69	454	6.6	68	2
Mike Martin, WR 1983-89.....	67	1017	15.2	54	6
Eric Kattus, TE 1986-91.....	66	698	10.6	57	5

PLAYER	NO	YDS	AVG	LG	TD
Larry Kinnebrew, RB 1983-87.....	65	600	9.2	31	3
Bruce Coslet, TE 1969-76.....	61	878	14.4	71	9
Pat McNally, WR 1976-85.....	57	808	14.2	59	5
Jeremi Johnson, RB 2003-08.....	55	269	4.9	27	6
Ki-Jana Carter, RB 1995-99.....	52	375	7.2	35	1
Brian Milne, RB 1996-99.....	52	291	5.6	20	0
Tony Stewart, TE 2002-06.....	50	412	8.2	26	2
Ickey Woods, RB 1988-91.....	47	397	8.4	25	0
Antonio Chatman, WR 2006-08.....	43	365	8.5	25	1
Danny Farmer, WR 2000-02.....	43	611	14.2	51	1
Lorenzo Neal, RB 2001-02.....	40	234	5.9	15	2
Willie Jackson, WR 1998-99.....	38	534	14.1	47	2
Mike Barber, WR 1990-92.....	37	451	12.2	42	2
Jim Riggs, TE 1987-92.....	37	274	7.4	17	0
Clif Groce, RB 1999-2000.....	36	199	5.5	14	0
Reggie Rembert, WR 1991-93.....	36	437	12.1	27	1
Craig Thompson, TE 1992-93.....	36	281	7.8	32	3
Steve Broussard, RB 1994.....	34	218	6.4	25	0
Fred Willis, RB 1971-72.....	33	269	8.2	29	0
Rod Sherman, WR 1968.....	31	374	12.1	27	1
Kevin Walter, WR 2003-05.....	30	296	9.9	33	1
James Hundon, WR 1996-99.....	28	416	14.9	61	4
Craig Taylor, RB 1989-91.....	28	188	6.7	20	3
Ira Hillary, WR 1987-89.....	27	303	11.2	31	2
Stanley Wilson, RB 1983-84, 86, 88.....	27	277	10.3	34	2
Craig Yeast, WR 1999-2000.....	27	321	11.9	27	0
John McDaniel, WR 1974-77.....	26	459	17.7	60	1
Jim Corbett, TE 1977-80.....	25	376	15.0	51	1
Deacon Turner, RB 1978-80.....	25	141	5.6	15	1
Nick Luchey, RB 1999-2002, 05.....	24	226	9.4	20	0
David Verser, WR 1981-84.....	23	454	19.7	73	3
Ed Williams, RB 1974-75.....	23	194	8.4	20	2
Eric Ball, RB 1989-94.....	22	216	9.8	48	3
Warren McVea, WR 1968.....	21	264	12.6	55	2
Cedric Benson, RB 2008.....	20	185	9.3	79	0
Glenn Holt, WR 2006-08.....	20	172	8.6	22	2
James Joseph, RB 1995.....	20	118	5.9	13	0
Jeff Cothran, RB 1994-96.....	19	117	6.2	15	1
Charlie Davis, RB 1974-75.....	19	171	9.0	32	0
Damon Gibson, WR 1998.....	19	258	13.6	76	3
Troy Sadowski, TE 1994-96.....	19	106	5.6	12	0
Tom Smiley, RB 1968.....	19	86	4.5	17	0
Rodney Tate, RB 1982-83.....	18	142	7.9	25	0
Kendal Smith, WR 1989-90.....	17	185	10.9	41	1
Michael Basnight, RB 1999-2000.....	16	172	10.8	47	0
Brian Brennan, WR 1992.....	16	166	10.4	21	1
Bill Johnson, RB 1985-87.....	16	122	7.6	17	0
Saint Saffold, WR 1968.....	16	172	10.8	25	0
Ben Utecht, TE 2008.....	16	123	7.7	14	0
Tony Davis, RB 1976-78.....	15	135	9.0	28	0

(continued)

PLAYER	NO	YDS	AVG	LG	TD
Stan Fritts, RB 1975-76.....	15	138	9.2	19	2
Daniel Coats, TE-FB 2007-08.....	14	141	10.1	25	0
Damon Griffin, WR 1999-2000.....	14	137	9.8	20	0
Rick Walker, TE 1977-79.....	14	153	10.9	28	3
Garrison Hearst, RB 1996.....	12	131	10.9	40	1
Andre Caldwell, WR 2008.....	11	78	7.1	15	0
Lynn James, WR 1990-91.....	10	139	13.9	22	1
Tab Perry, WR 2005-07.....	10	109	10.9	30	1
Steve Bush, TE-RB 1997-2000.....	8	82	10.3	18	0
Patrick Robinson, WR 1993.....	8	72	9.0	14	0
Michael Westbrook, WR 2002.....	8	94	11.8	26	2
Anthony Muñoz, T 1980-92.....	7	18	2.6	12	4
Wesley Carroll, WR 1993.....	6	81	13.5	28	0
DeDe Dorsey, RB 2007-08.....	6	68	11.3	36	0
David Frisch, TE 1993-94.....	6	43	7.2	12	0
Ken Herock, TE 1968.....	6	75	12.5	22	0
James Johnson, RB 2008.....	6	47	7.8	16	0
Ostell Miles, RB 1992-93.....	6	89	14.8	27	0
Stepfret Williams, WR 1998.....	6	81	13.5	19	1
Mike Dingle, RB 1991-92.....	5	23	4.6	12	1
Dennis Law, WR 1978.....	5	81	16.2	20	0
Marc Logan, RB 1987-88.....	5	34	6.8	18	0
Clem Turner, RB 1969.....	5	14	2.8	8	0
Estes Banks, RB 1968.....	4	15	3.8	13	1
Jeff Hill, WR 1994-96.....	4	44	11.0	18	0
Ron Lamb, RB 1968-71.....	4	77	19.3	60	0
Milt Stegall, WR 1992-94.....	4	43	10.8	13	1
Jeff Thomas, TE 1992-93.....	4	22	5.5	10	0
Gunnard Twyner, WR 1997.....	4	45	11.3	16	0
Dana Wright, RB 1987.....	4	28	7.0	11	0
Shane Garrett, WR 1991-92.....	3	32	10.7	13	0
Skyler Green, WR 2007.....	3	33	11.0	18	0
Greg Meehan, WR 1987.....	3	25	8.3	12	0
Nathan Poole, RB 1979-80.....	3	-14	-4.7	3	0
John Farley, RB 1984.....	2	11	5.5	10	0
John Garrett, WR 1989.....	2	29	14.5	18	0
Tim George, WR 1973.....	2	28	14.0	19	0

PLAYER	NO	YDS	AVG	LG	TD
John Holifield, RB 1989.....	2	18	9.0	14	0
Don Kern, TE 1984-85.....	2	14	7.0	9	0
Nate Lawrie, TE 2007-08.....	2	11	5.5	7	0
Mike Levenseller, WR 1979-80.....	2	30	15.0	22	0
Ed Marshall, WR 1971.....	2	18	9.0	10	0
Kirk McMullen, TE 2001.....	2	15	7.5	11	0
Jack Novak, TE 1975.....	2	34	17.0	19	0
Marquis Pleasant, WR 1987.....	2	45	22.5	35	0
Wade Russell, TE 1987.....	2	27	13.5	23	1
Melvin Tuten, T 1995-96.....	2	12	6.0	9	1
Derek Ware, TE 1995.....	2	36	18.0	21	0
Andre White, TE 1968.....	2	18	9.0	11	0
Ryan Benjamin, RB 1993.....	1	16	16.0	16	0
Brian Blados, G-T 1984-91.....	1	4	4.0	4	0
Michael Blair, RB 1998.....	1	7	7.0	7	0
Drew Buie, WR 1972.....	1	5	5.0	5	0
Al Chandler, TE, 1973-74.....	1	9	9.0	9	0
Ryan Fitzpatrick, QB 2007-08.....	1	-3	-3.0	-3	0
Scottie Graham, RB 1997.....	1	1	1.0	1	0
Jim Hargrove, RB 1981.....	1	0	0.0	0	0
Champ Henson, RB 1975.....	1	-2	-2.0	-2	0
Bernard Jackson, DB 1972-76.....	1	22	22.0	22	0
Curtis Keaton, RB 2000-01.....	1	9	9.0	9	0
Mike Kelly, TE 1970-72.....	1	9	9.0	9	0
David Klingler, QB 1992-95.....	1	-6	-6.0	-6	0
Marcus Maxwell, WR 2007-08.....	1	5	5.0	5	0
David McCluskey, RB 1987.....	1	8	8.0	8	0
Reece Morrison, RB 1972-73.....	1	4	4.0	4	0
Carl Parker, WR 1988-89.....	1	45	45.0	45	0
Bill Peterson, LB 1968-72.....	1	10	10.0	10	0
Cliff Russell, WR 2004.....	1	21	21.0	21	0
Sedrick Shaw, RB 1999.....	1	-4	-4.0	-4	0
Willie Shelby, RB 1976-77.....	1	3	3.0	3	0
Jerome Simpson, WR 2008.....	1	2	2.0	2	0
Akili Smith, QB 1999-2002.....	1	6	6.0	6	0
Tommie Smith, WR 1969.....	1	41	41.0	41	0
Sam Wyche, QB 1968-70.....	1	5	5.0	5	0

BENGALS ALL-TIME PASSING STATISTICS

Players active with Bengals as of July 5, 2009, are listed in bold.

— 350 OR MORE ATTEMPTS —

PLAYER	ATT	CMP	PCT	YDS	TD	INT	RAT
Carson Palmer, QB 2003-08.....	2165	1380	63.7	15,630	107	67	88.9
Boomer Esiason, QB 1984-92, 97.....	3564	2015	56.5	27,149	187	131	83.1
Ken Anderson, QB 1971-86.....	4475	2654	59.3	32,838	197	160	81.9
Jeff Blake, QB 1994-99.....	2221	1240	55.8	15,134	93	62	79.3
Turk Schonert, QB 1980-85, 87-89.....	350	216	61.7	2756	7	12	78.7
Virgil Carter, QB 1970-73.....	582	328	56.4	3850	22	20	74.9
Jon Kitna, QB 2001-05.....	1707	1009	59.1	10,707	59	59	74.6
Ryan Fitzpatrick, QB 2007-08.....	372	221	59.4	1905	8	9	70.0
David Klingler, QB 1992-95.....	687	375	54.6	3880	16	21	66.1
Jack Thompson, QB 1979-82.....	370	175	47.3	2072	13	19	55.1
Akili Smith, QB 1999-2002.....	461	215	46.6	2212	5	13	52.8

— 50-349 ATTEMPTS —

PLAYER	ATT	CMP	PCT	YDS	TD	INT	RAT
Neil O'Donnell, QB 1998.....	343	212	61.8	2216	15	4	90.2
Greg Cook, QB 1969-74.....	200	107	53.5	1865	15	11	87.6
Sam Wyche, QB 1968-70.....	220	115	52.3	1743	12	8	81.7
Erik Wilhelm, QB 1989-91, 93-97.....	136	77	56.6	912	5	6	71.1
Jay Schroeder, QB 1993.....	159	78	49.1	832	5	2	70.0
Don Hollas, QB 1991-94.....	115	67	58.3	645	3	5	64.6
John Stofa, QB 1968-69.....	177	85	48.0	896	5	5	60.8
Paul Justin, QB 1998.....	63	34	54.0	426	1	3	60.7
Dewey Warren, QB 1968.....	80	47	58.8	506	1	4	60.7
John Reaves, QB 1975-78.....	276	131	47.5	1546	7	17	47.8
Gus Frerotte, QB 2002.....	85	44	51.8	437	1	5	46.1
Scott Mitchell, QB 2000-01.....	199	93	46.7	1004	3	11	44.0

(continued)

— FEWER THAN 50 ATTEMPTS —

PLAYER	ATT	CMP	PCT	YDS	TD	INT	RAT
Archie Griffin, RB 1976-83.....	4	3	75.0	39	2	0	144.8
Lee Johnson, P-K 1988-98.....	5	4	80.0	19	2	0	122.1
Lenvil Elliott, RB 1973-78.....	1	1	100.0	17	0	0	118.8
Jack Gehrke, WR 1969.....	1	1	100.0	13	0	0	118.8
Darnay Scott, WR 1994-2001.....	1	1	100.0	53	0	0	118.8
Jim Breech, K 1980-92.....	1	1	100.0	12	0	0	116.7
Pat McNally, WR-P 1976-85.....	4	3	75.0	81	0	0	116.7
Anthony Wright, QB 2006.....	3	3	100.0	31	0	0	109.7
Doug Gaynor, QB 1986.....	3	3	100.0	30	0	0	108.3
James Brooks, RB 1984-91.....	2	1	50.0	8	1	0	100.0
Dale Livingston, P-K 1968-69.....	2	2	100.0	15	0	0	97.9
Fred Willis, RB 1971-72.....	3	2	66.7	24	0	0	91.0
Scott Covington, QB 1999-2001.....	5	4	80.0	23	0	0	85.8
Adrian Breen, QB 1987.....	8	3	37.5	9	1	0	85.4
Carl Pickens, WR 1992-99.....	3	2	66.7	18	0	0	82.6
Stan Fritts, RB 1975-76.....	4	2	50.0	31	0	0	76.0
Dave Walter, QB 1987.....	21	10	47.6	113	0	0	64.2
Dave Green, P 1974-75.....	3	1	33.3	22	0	0	60.4
Dave Lewis, QB-P 1970-73.....	14	6	42.9	57	0	0	54.8
Eric Kresser, QB 1997-99.....	21	10	47.6	164	1	2	50.6
Eric Bieniemy, RB 1995-98.....	2	0	0.0	0	0	0	39.6
Steve Broussard, RB 1994.....	1	0	0.0	0	0	0	39.6
Ki-Jana Carter, RB 1995-99.....	1	0	0.0	0	0	0	39.6
Marvin Cobb, S 1975-79.....	1	0	0.0	0	0	0	39.6
David Dunn, WR 1995-98.....	1	0	0.0	0	0	0	39.6
Rob Hertel, QB 1978.....	4	1	25.0	9	0	0	39.6
Lynn James, WR 1990-91.....	1	0	0.0	0	0	0	39.6
Rex Keeling, P 1968.....	1	0	0.0	0	0	0	39.6
Doug Pelfrey, K 1993-99.....	1	0	0.0	0	0	0	39.6
Jordan Palmer, QB 2008.....	12	7	58.3	41	0	2	25.3
Wayne Clark, QB 1974.....	22	9	40.9	98	0	3	15.2
Ben Bennett, QB 1987.....	6	2	33.3	25	0	1	7.6
Cris Collinsworth, WR 1981-88.....	1	0	0.0	0	0	1	0.0
Corey Dillon, RB 1997-2003.....	1	0	0.0	0	0	1	0.0
Steve Kreider, WR 1979-86.....	7	2	28.6	14	0	1	0.0
Todd Philcox, QB 1990.....	2	0	0.0	0	0	1	0.0
*Eddie Brown, WR 1985-91.....	0	0	—	0	0	0	—
*Ira Hillary, WR 1987-89.....	0	0	—	0	0	0	—

*—Sacked on his only pass attempt

BENGALS PLAYOFF RESULTS — Won 5, Lost 8

Season	Date of Game	Opponent	Score	W-L	Playoff Game
1970	December 26	@Baltimore	0-17	L	AFC Divisional Playoff
1973	December 23	@Miami	16-34	L	AFC Divisional Playoff
1975	December 28	@Oakland Raiders	28-31	L	AFC Divisional Playoff
1981	January 3, 1982	Buffalo	28-21	W	AFC Divisional Playoff
	January 10, 1982	San Diego	27-7	W	AFC Championship
	January 24, 1982	San Francisco 49ers	21-26	L	Super Bowl XVI at Pontiac, Mich.
1982	January 9, 1983	New York Jets	17-44	L	AFC First-Round Playoff
1988	December 31	Seattle	21-13	W	AFC Divisional Playoff
	January 8, 1989	Buffalo	21-10	W	AFC Championship
	January 22, 1989	San Francisco 49ers	16-20	L	Super Bowl XXIII at Miami, Fla.
1990	January 6, 1991	Houston	41-14	W	AFC Wild Card Playoff
	January 13, 1991	@L.A. Raiders	10-20	L	AFC Divisional Playoff
2005	January 8, 2006	Pittsburgh	17-31	L	AFC Wild Card Playoff

BENGALS ALL-TIME SCORING

Players active with Bengals as of July 5, 2009, are listed in bold.

PLAYER	TD RUSH	TD REC	TD RET	PAT	2-PT CONV	FG	SAF	PTS
Jim Breech, K 1980-92	0	0	0	476	0	225	0	1151
Shayne Graham, K 2003-08	0	0	0	220	0	154	0	682
Doug Pelfrey, K 1993-99	0	0	0	201	0	153	0	660
Horst Muhlmann, K 1969-74	0	0	0	189	0	120	0	549
Pete Johnson, RB 1977-83	64	6	0	-	0	-	0	420
Carl Pickens, WR-KR 1992-99	0	63	1	-	2	-	0	388
James Brooks, RB 1984-91	37	27	0	-	0	-	0	384
Isaac Curtis, WR 1973-84	0	53	0	-	0	-	0	318
Chad Ochocinco, WR 2001-08	0	53	0	-	0	-	0	318
Chris Bahr, K 1976-79	0	0	0	130	0	62	0	316
Corey Dillon, RB 1997-2003	45	5	0	-	0	-	0	300
Rudi Johnson, RB 2001-07	48	1	0	-	1	-	0	296
Eddie Brown, WR 1985-91	0	41	0	-	0	-	0	246
Larry Kinnebrew, RB 1983-87	37	3	0	-	0	-	0	240
T.J. Houshmandzadeh, WR-KR 2001-08	1	37	0	-	0	-	0	228
Cris Collinsworth, WR 1981-88	0	36	0	-	0	-	0	216
Darnay Scott, WR 1994-2001	0	36	0	-	0	-	0	216
Bob Trumpy, TE-WR 1968-77	0	35	0	-	0	-	0	210
Neil Rackers, K 2000-02	0	0	0	74	0	44	0	206
Rodney Holman, TE 1982-92	0	34	0	-	0	-	0	204
Essex Johnson, RB 1968-75	18	11	0	-	0	-	0	174
Boobie Clark, RB 1973-78	25	2	0	-	0	-	0	162
Ickey Woods, RB 1988-91	27	0	0	-	0	-	0	162
Tim McGee, WR-KR 1986-92, 94-95	0	25	0	-	0	-	0	150
Peter Warrick, WR-KR 2000-04	2	18	2	-	0	-	0	132
Paul Robinson, RB 1968-72	19	2	0	-	0	-	0	126
Tony McGee, TE 1993-2001	0	20	0	-	1	-	0	122
Ken Anderson, QB 1971-86	20	0	0	-	0	-	0	120
Chris Henry, WR 2005-08	0	19	0	-	0	-	0	114
Stanford Jennings, RB-KR 1984-90	9	9	1	-	0	-	0	114
Ki-Jana Carter, RB 1995-99	16	1	0	-	0	-	0	102
Dan Ross, TE 1979-83, 85	0	16	0	-	0	-	0	96
Charles Alexander, RB 1979-85	13	2	0	-	0	-	0	90
Don Bass, TE-WR 1978-81	0	13	1	-	0	-	0	84
Stan Fritts, RB 1975-76	11	2	0	-	0	-	0	78
Archie Griffin, RB 1976-83	7	6	0	-	0	-	0	78
Lemar Parrish, CB-KR 1970-77	0	0	13	-	0	-	0	78
Stanley Wilson, RB 1983-84, 86, 88	11	2	0	-	0	-	0	78
Lenvil Elliott, RB 1973-78	3	9	0	-	0	-	0	72
Chip Myers, WR 1969-76	0	12	0	-	0	-	0	72
Dave Green, P-K 1974-75	0	0	0	40	0	10	0	70
Eric Ball, RB-KR 1989-94	8	3	0	-	0	-	0	66
Eric Crabtree, WR 1969-71	0	11	0	-	0	-	0	66
Derrick Fenner, RB 1992-94	9	2	0	-	0	-	0	66
Harold Green, RB 1990-95	8	3	0	-	0	-	0	66
Jeff Blake, QB 1994-99	10	0	0	-	2	-	0	64
Doug Dressler, RB 1970-74	9	1	0	-	0	-	0	60
M.L. Harris, TE 1980-85	0	10	0	-	0	-	0	60
Jess Phillips, RB-DB 1968-72	8	2	0	-	0	-	0	60
Craig Taylor, RB-KR 1989-91	7	3	0	-	0	-	0	60
Dale Livingston, P-K 1968-69	0	0	0	20	0	13	0	59
Steve Kreider, WR 1979-86	0	9	0	2	0	-	0	56
Matt Schobel, TE 2002-05	0	9	0	-	1	-	0	56
Bruce Coslet, TE 1969-76	0	9	0	-	0	-	0	54
Speedy Thomas, WR 1969-72	1	8	0	-	0	-	0	54
Kelley Washington, WR 2003-06	0	9	0	-	0	-	0	54
Kenny Watson, RB 2003-08	8	1	0	-	0	-	0	54
Jeremi Johnson, RB 2003-08	2	6	0	-	0	-	0	48
Ian Sunter, K 1980	0	0	0	15	0	11	0	48
Brandon Bennett, RB-KR 1998-2003	5	1	1	-	0	-	0	42
Eric Bieniemy, RB 1995-98	6	0	1	-	0	-	0	42
Billy Brooks, WR 1976-79	0	7	0	-	0	-	0	42
Jeff Query, WR 1992-95	0	7	0	-	0	-	0	42
Ed Williams, RB 1974-75	5	2	0	-	0	-	0	42
Fred Willis, RB 1971-72	7	0	0	-	0	-	0	42
Charlie Joiner, WR 1972-75	0	6	0	-	0	-	0	36
Mike Martin, WR-KR 1983-89	0	6	0	-	0	-	0	36
Jack Thompson, QB 1979-82	6	0	0	-	0	-	0	36
Tony Davis, RB-KR 1976-78	5	0	0	-	0	-	0	30

PLAYER	TD RUSH	TD RECV	TD RET	PAT	2-PT CONV	FG	SAF	PTS	STAFF
David Dunn, WR-KR 1995-98.....	0	4	1	-	0	-	0	30	ROSTERS
Boomer Esiason, QB 1984-92, 97.....	5	0	0	-	0	-	0	30	
Eric Kattus, TE 1986-91.....	0	5	0	-	0	-	0	30	
Jon Kitna, QB 2001-05.....	5	0	0	-	0	-	0	30	VETERANS
Pat McNally, P-WR 1976-85.....	0	5	0	-	0	-	0	30	
Ken Riley, CB 1969-83.....	0	0	5	-	0	-	0	30	
Brian Milne, RB 1996-99.....	4	0	0	-	1	-	0	26	2009 DRAFT CHOICES
Virgil Carter, QB 1970-73.....	4	0	0	1	0	-	0	25	
Tommy Casanova, S-KR 1972-77.....	0	0	4	-	0	-	0	24	
Damon Gibson, WR-KR 1998.....	0	3	1	-	0	-	0	24	COLLEGE FREE AGENTS
James Hundon, WR-KR 1996-99.....	0	4	0	-	0	-	0	24	
Anthony Muñoz, T 1980-92.....	0	4	0	-	0	-	0	24	
Chris Perry, RB 2004-08.....	2	2	0	-	0	-	0	24	2008 REVIEW
Reggie Williams, LB 1976-89.....	0	0	3	-	0	-	2	22	
Ron Dugans, WR 2000-02.....	0	3	0	-	1	-	0	20	
James Francis, LB 1990-98.....	0	0	3	-	0	-	1	20	HISTORY
Jim Gallery, K 1989.....	0	0	0	13	0	2	0	19	
Al Beauchamp, LB 1968-75.....	0	0	3	-	0	-	0	18	
James Griffin, S 1983-85.....	0	0	3	-	0	-	0	18	RECORDS
Ray Griffin, CB 1978-84.....	0	0	3	-	0	-	0	18	
Glenn Holt, WR-KR 2006-08.....	0	2	1	-	0	-	0	18	
Reggie Kelly, TE 2003-08.....	0	3	0	-	0	-	0	18	STADIUM, NFL & MEDIA
Warren McVea, WR-KR 1968.....	1	2	0	-	0	-	0	18	
Scott Perry, CB 1976-79.....	0	0	3	-	0	-	0	18	
Turk Schonert, QB 1980-85, 87-89.....	3	0	0	-	0	-	0	18	STADIUM, NFL & MEDIA
Brian Simmons, LB 1998-2006.....	0	0	3	-	0	-	0	18	
Craig Thompson, TE 1992-93.....	0	3	0	-	0	-	0	18	
David Verser, WR-KR 1981-84.....	0	3	0	-	0	-	0	18	STADIUM, NFL & MEDIA
Rick Walker, TE 1977-79.....	0	3	0	-	0	-	0	18	
Sam Wyche, QB 1968-70.....	3	0	0	-	0	-	0	18	
Steve Broussard, RB 1994.....	2	0	0	-	1	-	0	14	STADIUM, NFL & MEDIA
David Fulcher, S 1986-92.....	0	0	2	-	0	-	1	14	
Willie Jackson, WR 1998-99.....	0	2	0	-	1	-	0	14	
Darryl Williams, S 1992-95, 2000-01.....	0	0	2	-	0	-	1	14	STADIUM, NFL & MEDIA
Mike Barber, WR 1990-92.....	0	2	0	-	0	-	0	12	
Marco Battaglia, TE 1996-2001.....	0	2	0	-	0	-	0	12	
Cedric Benson, RB 2008.....	2	0	0	-	0	-	0	12	STADIUM, NFL & MEDIA
Royce Berry, DE 1969-75.....	0	0	2	-	0	-	0	12	
Louis Breeden, CB 1978-87.....	0	0	2	-	0	-	0	12	
Barney Bussey, S 1986-92.....	0	0	2	-	0	-	0	12	STADIUM, NFL & MEDIA
Jeff Coltran, RB 1994-96.....	1	1	0	-	0	-	0	12	
Ryan Fitzpatrick, QB 2007-08.....	2	0	0	-	0	-	0	12	
Ira Hillary, WR-KR 1987-89.....	0	2	0	-	0	-	0	12	STADIUM, NFL & MEDIA
Ray Horton, CB 1983-88.....	0	0	2	-	0	-	0	12	
Robert Jackson, S 1981-87, 89.....	0	0	2	-	0	-	0	12	
Johnathan Joseph, CB 2006-08.....	0	0	2	-	0	-	0	12	STADIUM, NFL & MEDIA
Nick Luchey, RB 1999-2002, 05.....	2	0	0	-	0	-	0	12	
Tremain Mack, S-CB-KR 1997-2000.....	0	0	2	-	0	-	0	12	
Chinedum Ndukwe, S 2007-08.....	0	0	2	-	0	-	0	12	STADIUM, NFL & MEDIA
Lorenzo Neal, RB 2001-02.....	0	2	0	-	0	-	0	12	
Carson Palmer, QB 2003-08.....	2	0	0	-	0	-	0	12	
Tab Perry, WR 2005-07.....	1	1	0	-	0	-	0	12	STADIUM, NFL & MEDIA
Mitchell Price, PR 1990-93.....	0	0	2	-	0	-	0	12	
John Reaves, QB 1975-78.....	2	0	0	-	0	-	0	12	
Corey Sawyer, CB-KR 1994-98.....	0	0	2	-	0	-	0	12	STADIUM, NFL & MEDIA
Willie Shelby, KR-RB 1976-77.....	0	0	2	-	0	-	0	12	
Takeo Spikes, LB 1998-2002.....	0	0	2	-	0	-	0	12	
Tony Stewart, TE 2002-06.....	0	2	0	-	0	-	0	12	STADIUM, NFL & MEDIA
Deacon Turner, RB 1978-80.....	1	1	0	-	0	-	0	12	
Michael Westbrook, WR 2002.....	0	2	0	-	0	-	0	12	
Craig Yeast, WR-KR 1999-2000.....	0	0	2	-	0	-	0	12	STADIUM, NFL & MEDIA
Rod Sherman, WR-K 1968.....	0	1	0	4	0	0	0	10	
Harry Gunner, DE 1968-69.....	0	0	1	-	0	-	1	8	
Garrison Hearst, RB 1996.....	0	1	0	-	1	-	0	8	STADIUM, NFL & MEDIA
Leon White, LB 1986-91.....	0	0	1	-	0	-	1	8	
Ashley Ambrose, CB 1996-98.....	0	0	1	-	0	-	0	6	
Estes Banks, RB 1968.....	0	1	0	-	0	-	0	6	STADIUM, NFL & MEDIA
Leo Barker, LB 1984-91.....	0	0	1	-	0	-	0	6	
Ray Bentley, LB 1992.....	0	0	1	-	0	-	0	6	
Lewis Billups, CB 1986-91.....	0	0	1	-	0	-	0	6	STADIUM, NFL & MEDIA
Brian Brennan, WR 1992.....	0	1	0	-	0	-	0	6	
Mike Brim, CB 1993-95.....	0	0	1	-	0	-	0	6	
Glenn Bujnoch, G 1976-82.....	1	0	0	-	0	-	0	6	

(continued)

STADIUM, NFL & MEDIA	RECORDS	HISTORY	2008 REVIEW	COLLEGE FREE AGENTS	2009 DRAFT CHOICES	VETERANS	ROSTERS	STAFF										
									PLAYER	TD RUSH	TD RECV	TD RET	PAT	2-PT CONV	FG	SAF	PTS	
										Antonio Chatman, WR-PR-KR 2006-08	0	1	0	-	0	-	0	6
										Wayne Clark, QB 1974	1	0	0	-	0	-	0	6
										Marvin Cobb, S 1975-79	0	0	1	-	0	-	0	6
										Greg Cook, QB 1969-74	1	0	0	-	0	-	0	6
										John Copeland, DE 1993-2000	0	0	1	-	0	-	0	6
										Jim Corbett, TE 1977-80	0	1	0	-	0	-	0	6
										Neal Craig, S 1971-73	0	0	1	-	0	-	0	6
										Mike Dingle, RB 1991-92	0	1	0	-	0	-	0	6
										DeDe Dorsey, RB 2007-08	0	0	1	-	0	-	0	6
										Eddie Edwards, DE 1977-88	0	0	1	-	0	-	0	6
										Danny Farmer, WR 2000-02	0	1	0	-	0	-	0	6
										Robert Geathers, DE 2004-08	0	0	1	-	0	-	0	6
										Jim Griffin, DE 1968	0	0	1	-	0	-	0	6
										Clif Groce, RB 1999-2000	1	0	0	-	0	-	0	6
										Leon Hall, CB 2007-08	0	0	1	-	0	-	0	6
										Kevin Hardy, LB 2003-04	0	0	1	-	0	-	0	6
										Jim Hargrove, RB 1981	1	0	0	-	0	-	0	6
										Bo Harris, LB 1975-82	0	0	1	-	0	-	0	6
										Artrell Hawkins, CB 1998-2003	0	0	1	-	0	-	0	6
										Jeff Hayes, P 1986	1	0	0	-	0	-	0	6
										Rodney Heath, CB 1999-2001	0	0	1	-	0	-	0	6
										Bobby Hunt, S 1968-69	1	0	0	-	0	-	0	6
										Lynn James, WR 1990-91	0	1	0	-	0	-	0	6
										Dick Jauron, S 1978-81	0	0	1	-	0	-	0	6
										Bill Johnson, RB 1985-87	1	0	0	-	0	-	0	6
										Landon Johnson, LB 2004-07	0	0	1	-	0	-	0	6
										Lee Johnson, P-K 1988-98	0	0	0	0	0	2	0	6
										Roger Jones, CB 1994-96	0	0	1	-	0	-	0	6
										Kevin Kaesviharn, S-CB 2001-06	0	0	1	-	0	-	0	6
										Ethan Kilmer, S 2006-08	0	0	1	-	0	-	0	6
										Charlie King, CB 1968-69	0	0	1	-	0	-	0	6
										Howie Kurnick, LB 1979-80	0	0	1	-	0	-	0	6
										Kyle Larson, P 2004-08	1	0	0	0	0	-	0	6
										Jim LeClair, LB 1972-83	0	0	1	-	0	-	0	6
										Marc Logan, RB 1987-88	1	0	0	-	0	-	0	6
										Bob Maddox, DE 1974	0	0	1	-	0	-	0	6
										Massimo Manca, K 1987	0	0	0	3	0	1	0	6
										David McCluskey, RB 1987	1	0	0	-	0	-	0	6
										John McDaniel, WR 1974-77	0	1	0	-	0	-	0	6
										Ostell Miles, RB 1992-93	1	0	0	-	0	-	0	6
										Scott Mitchell, QB 2000-01	1	0	0	-	0	-	0	6
										Melvin Morgan, CB 1976-78	0	0	1	-	0	-	0	6
										Deltha O'Neal, CB 2004-07	0	0	1	-	0	-	0	6
										Dave Rayner, K 2008	0	0	0	3	0	1	0	6
										Reggie Rembert, WR 1991-93	0	1	0	-	0	-	0	6
										Wade Russell, TE 1987	0	1	0	-	0	-	0	6
										Mike St. Clair, DE 1980-82	0	0	1	-	0	-	0	6
										Sam Shade, S 1995-98	0	0	1	-	0	-	0	6
										Sedrick Shaw, RB 1999	1	0	0	-	0	-	0	6
										John Simmons, CB-KR 1981-86	0	0	1	-	0	-	0	6
										Tom Smiley, RB 1968	1	0	0	-	0	-	0	6
										Akili Smith, QB 1999-2002	1	0	0	-	0	-	0	6
										Kendal Smith, WR-KR 1989-90	0	1	0	-	0	-	0	6
										Jimmy Spencer, CB 1996-97	0	0	1	-	0	-	0	6
										Milt Stegall, WR-KR 1992-94	0	1	0	-	0	-	0	6
										Eric Thomas, CB 1987-92	0	0	1	-	0	-	0	6
										Odell Thurman, LB 2005	0	0	1	-	0	-	0	6
										Melvin Tuten, T 1995-96	0	1	0	-	0	-	0	6
										Fernandus Vinson, S 1991-94	0	0	1	-	0	-	0	6
										Kevin Walter, WR 2003-05	0	1	0	-	0	-	0	6
										Madieu Williams, S-CB 2004-07	0	0	1	-	0	-	0	6
										Stepfret Williams, WR 1998	0	1	0	-	0	-	0	6
										Alfred Williams, DE 1991-94	0	0	0	-	0	-	2	4
										Ross Browner, DE 1978-86	0	0	0	1	0	-	1	3
										Coy Bacon, DE 1976-77	0	0	0	-	0	-	1	2
										Gary Burley, DE 1976-83	0	0	0	-	0	-	1	2
										Ron Carpenter, DT-DE 1970-76	0	0	0	-	0	-	1	2
										Alex Gordon, LB 1991-93	0	0	0	-	0	-	1	2
										Paul Justin, QB 1998	0	0	0	-	1	-	0	2
										Lemar Marshall, LB 2007	0	0	0	-	0	-	1	2
										Scott Schutt, LB 1987	0	0	0	-	0	-	1	2
										Sherman White, DE 1972-75	0	0	0	-	0	-	1	2
										Sandro Vitiello, K 1980	0	0	0	1	0	0	0	1

— 192 —

BENGALS ALL-TIME INTERCEPTION STATISTICS

Players active with Bengals as of July 5, 2009, are listed in bold.

PLAYER	INT	TD	PLAYER	INT	TD
Ken Riley, CB 1969-83.....	65	5	Rogers Beckett, S 2003-04.....	2	0
Louis Breedren CB, 1978-87.....	33	2	Chris Carter, S-FS 2000-01.....	2	0
David Fulcher, S 1986-92.....	31	2	Mike Fuller, S 1981-82.....	2	0
Lemar Parrish, CB 1970-77.....	25	4	Robert Geathers, DE 2004-08.....	2	1
Tory James, CB 2003-06.....	21	0	Harry Gunner, DE 1968-69.....	2	1
Tommy Casanova, S 1972-77.....	17	2	Brandon Johnson, LB 2008.....	2	0
Deltha O'Neal, CB 2004-07.....	16	1	Roger Jones, CB 1994-96.....	2	1
Reggie Williams, LB 1976-89.....	16	1	Joe Kelly, LB 1986-89.....	2	0
Al Beauchamp, LB 1968-75.....	15	2	Alonzo Miltz, DE 1991-92.....	2	0
Robert Jackson, S 1981-87, 89.....	15	2	Melvin Morgan, CB 1976-78.....	2	0
Kevin Kaesviharn, S-CB 2001-06.....	15	0	Mitchell Price, CB 1990-93.....	2	0
Eric Thomas, CB 1987-92.....	15	1	Mark Roman, CB-FS 2000-03.....	2	0
Ray Horton, CB 1983-88.....	14	2	John Simmons, CB 1981-86.....	2	1
Ashley Ambrose, CB 1996-98.....	13	1	Daryl Smith, CB 1987-88.....	2	0
Marvin Cobb, S 1975-79.....	13	1	Justin Smith, DE 2001-07.....	2	0
James Francis, LB 1990-98.....	11	3	Jimmy Turner, CB 1983-86.....	2	0
Ray Griffin, CB 1978-84.....	11	3	Leon White, LB 1986-91.....	2	0
Dick Jauron, S 1978-81.....	11	1	Sheldon White, CB 1993.....	2	0
Corey Sawyer, CB 1994-98.....	11	1	Solomon Wilcotts, S 1987-90.....	2	0
Brian Simmons, LB 1998-2006.....	11	2	Robert Bean, CB 2000-01.....	1	0
Darryl Williams, S 1992-95, 2000-01.....	11	2	Myron Bell, S 1998-99.....	1	0
Barney Bussey, S 1986-92.....	10	0	Roosevelt Blackmon, CB 1998-99.....	1	0
Jim LeClair, LB 1972-83.....	10	0	Greg Bright, S 1980-81.....	1	0
Bill Bergey, LB 1969-73.....	9	0	Jim Browner, S 1979-80.....	1	0
Lewis Billups, CB 1986-91.....	9	0	Ross Browner, DE 1978-86.....	1	0
James Griffin, S 1983-85.....	9	3	Richard Carey, CB 1989.....	1	0
Artrell Hawkins, CB 1998-2003.....	9	1	Al Coleman, S 1969-71.....	1	0
Bernard Jackson, S 1972-76.....	9	0	Chris Crocker, S 2008.....	1	0
Bobby Kemp, S 1981-86.....	9	0	Ricky Davis, S 1975.....	1	0
Fletcher Smith, CB-S 1968-71.....	9	0	Chris Devlin, LB 1975-78.....	1	0
Madieu Williams, S-CB 2004-07.....	9	1	Tom Dinkel, LB 1978-83, 85.....	1	0
Leon Hall, CB 2007-08.....	8	1	Gerald Dixon, LB 1996-97.....	1	0
Bo Harris, LB 1975-82.....	7	1	Eddie Edwards, DE 1977-88.....	1	0
Steve Tovar, LB 1993-97.....	7	0	Richard Fain, CB 1991.....	1	0
Rickey Dixon, S 1988-92.....	6	0	Steve Foley, LB 1998-2002.....	1	0
Rod Jones, CB 1990-96.....	6	0	Oliver Gibson, DT 1999-2003.....	1	0
Jimmy Spencer, CB 1996-97.....	6	0	David Grant, DE 1988-91.....	1	0
Bracey Walker, S 1994-96.....	6	0	John Guillory, DB 1969-70.....	1	0
Mike Brim, CB 1993-95.....	5	1	Sherrill Headrick, LB 1968.....	1	0
Glenn Cameron, LB 1975-85.....	5	0	Kim Herring, S 2004-05.....	1	0
Neal Craig, S 1971-73.....	5	1	Bryan Hicks, S 1980-84.....	1	0
Bobby Hunt, S 1968-69.....	5	0	Landon Johnson, LB 2004-07.....	1	0
Johnathan Joseph, CB 2006-08.....	5	1	Dhani Jones, LB 2007-08.....	1	0
Bill Peterson, LB 1968-72.....	5	0	Ethan Kilmer, S 2006-08.....	1	1
Takeo Spikes, LB 1998-2002.....	5	1	Charlie King, CB 1968-69.....	1	1
Odell Thurman, LB 2005.....	5	1	Jevon Langford, DE 1996-2001.....	1	0
Sandy Durko, S 1970-72.....	4	0	Corey Lynch, S 2008.....	1	0
Greg Myers, S 1996-99.....	4	0	Tremain Mack, S 1997-2000.....	1	0
Chinedum Ndukwe, S 2007-08.....	4	0	Ricardo McDonald, LB 1992-97.....	1	0
Scott Perry, CB 1976-79.....	4	2	Michael Myers, DT 2007.....	1	0
Sam Shade, S 1995-98.....	4	0	Rob Niehoff, S 1987.....	1	0
Doug Adams, LB 1971-74.....	3	0	Ifeanyi Ohalet, S 2005.....	1	0
Leo Barker, LB 1984-91.....	3	0	Carl Powell, DE 2003-05.....	1	0
Jeff Burris, CB 2002-03.....	3	0	Ron Pritchard, LB 1972-77.....	1	0
Tom Carter, CB 1999-2001.....	3	0	Thomas Randolph, CB 1998.....	1	0
John Copeland, DE 1993-2000.....	3	0	Rick Razzano, LB 1980-84.....	1	0
Ken Dyer, S 1969-71.....	3	0	Keith Rivers, LB 2008.....	1	0
Kenny Graham, S 1970.....	3	0	Terrell Roberts, CB 2003-04.....	1	0
Cory Hall, S 1999-2002.....	3	0	Adrian Ross, LB 1998-2003.....	1	0
Rodney Heath, CB 1999-2001.....	3	1	Jeff Schuh, LB 1981-85.....	1	0
Dexter Jackson, S 2006-08.....	3	0	Lamont Thompson, S 2002.....	1	0
Louis Oliver, S 1994.....	3	0	John Thornton, DT 2003-08.....	1	0
Bo Orlando, S 1996-97.....	3	0	Leonard Wheeler, CB 1992-96.....	1	0
Jess Phillips, S 1968 (RB 1969-72).....	3	0	Marvin White, S 2007-08.....	1	0
Keiwan Ratliff, CB 2004-07.....	3	0	Wilson Whitley, DT 1977-82.....	1	0
Carl Zander, LB 1985-91.....	3	0	Dan Wilkinson, DT 1994-97.....	1	0
Ken Avery, LB 1969-74.....	2	0			

BENGALS 100-YARD RUSHERS

DATE	OPP.	PLAYER	ATT	YDS	LG	TD
10-27-68	@Oak.	Paul Robinson	17	159	87	1
11-3-68	Hou.	Paul Robinson	21	156	31	1
11-10-68	K.C.	Paul Robinson	24	115	36	0
11-17-68	@Mia.	Paul Robinson	22	134	54	3
10-4-69	@S.D.	Jess Phillips	13	103	49	0
11-2-69	Oak.	Jess Phillips	15	120	83	1
11-30-69	@Buff.	Paul Robinson	24	117	17	0
9-20-70	Oak.	Jess Phillips	15	130	76	1
11-15-70	Cle.	Virgil Carter	9	110	73	0
11-22-70	Pitt.	Paul Robinson	18	119	24	1
9-19-71	Phil.	Essex Johnson	8	113	68	1
12-5-71	@Cle.	Essex Johnson	4	109	86	1
10-29-72	Hou.	Doug Dressler	19	110	16	1
10-29-72	Hou.	Essex Johnson	16	103	19	1
9-23-73	Hou.	Essex Johnson	15	131	19	1
9-30-73	@S.D.	Essex Johnson	21	121	29	0
10-14-73	Pitt.	Boobie Clark	28	112	11	1
10-21-73	K.C.	Boobie Clark	26	104	11	1
10-31-76	Cle.	Boobie Clark	21	100	24	2
11-21-76	@K.C.	Archie Griffin	13	139	77	1
10-23-77	Den.	Pete Johnson	16	108	65	1
11-5-78	@S.D.	Deacon Turner	16	116	58	0
12-17-78	Cle.	Pete Johnson	27	160	25	1
10-28-79	Phil.	Archie Griffin	6	103	63	0
11-18-79	@Hou.	Pete Johnson	14	113	35	1
11-25-79	St.L.	Archie Griffin	17	105	36	0
10-19-80	Minn.	Pete Johnson	26	115	25	1
11-30-80	@K.C.	Pete Johnson	17	112	57	1
12-7-80	Balt.	Pete Johnson	32	118	9	2
12-14-80	@Chi.	Pete Johnson	28	134	18	1
11-1-81	Hou.	Pete Johnson	26	114	15	1
11-29-81	@Cle.	Pete Johnson	21	105	18	2
11-28-82	L.A. Raiders	Pete Johnson	23	129	19	1
10-30-83	G.B.	Pete Johnson	26	112	11	2
11-20-83	Hou.	Pete Johnson	30	137	15	2
12-4-83	@Pitt.	Pete Johnson	38	126	16	2
12-11-83	Det.	Pete Johnson	26	118	16	2
11-18-84	Sea.	Larry Kinnebrew	22	119	12	0
9-8-85	Sea.	Larry Kinnebrew	18	101	16	1
9-30-85	@Pitt.	James Brooks	18	133	32	2
11-3-85	@Buff.	Larry Kinnebrew	30	128	10	1
12-8-85	Dall.	James Brooks	13	109	32	2
9-18-86	@Cle.	James Brooks	14	118	53	0
10-19-86	Hou.	James Brooks	18	133	24	2
11-2-86	@Det.	James Brooks	15	120	55	0
12-7-86	@N.E.	James Brooks	18	163	56	1
12-7-86	@N.E.	Stanley Wilson	16	120	58	1
10-11-87	@Sea.	Marc Logan	16	103	30	1
11-15-87	@Atl.	Larry Kinnebrew	27	100	17	1
10-9-88	NYJ	Ickey Woods	30	139	21	2
10-23-88	Hou.	James Brooks	16	102	18	3
11-6-88	Pitt.	Ickey Woods	10	110	56	0
11-20-88	@Dall.	James Brooks	16	148	51	1
11-27-88	Buff.	Ickey Woods	26	129	17	3
12-4-88	S.D.	Ickey Woods	19	141	30	2
12-17-88	Wash.	Ickey Woods	18	115	24	0
9-17-89	Pitt.	James Brooks	20	113	16	1
10-8-89	@Pitt.	James Brooks	17	127	65	2
10-29-89	T.B.	James Brooks	17	131	41	1
11-13-89	@Hou.	James Brooks	19	141	58	1
11-26-89	@Buff.	James Brooks	20	105	30	0
11-18-90	Pitt.	James Brooks	20	105	21	0
12-23-90	Hou.	James Brooks	20	201	56	1

DATE	OPP.	PLAYER	ATT	YDS	LG	TD
9-8-91	Hou.	James Brooks	20	101	14	0
9-15-91	@Cle.	James Brooks	18	111	25	0
10-13-91	@Dall.	Harold Green	12	124	75	1
10-21-91	@Buff.	Harold Green	26	141	28	0
11-3-91	Cle.	Harold Green	24	135	29	0
9-6-92	@Sea.	Harold Green	21	123	52	0
9-20-92	@G.B.	Harold Green	21	101	15	0
11-8-92	@Chi.	Harold Green	25	117	16	0
11-29-92	Pitt.	Harold Green	16	116	34	0
12-20-92	N.E.	Harold Green	31	190	53	1
9-21-97	@Den.	Ki-Jana Carter	13	104	79	1
11-2-97	S.D.	Corey Dillon	19	123	71	1
11-30-97	@Phil.	Corey Dillon	19	114	37	0
12-4-97	Tenn.	Corey Dillon	39	246	59	4
12-14-97	Dall.	Corey Dillon	26	127	14	1
9-27-98	@Balt.	Corey Dillon	25	116	14	0
10-18-98	@Tenn.	Corey Dillon	14	124	66	1
11-1-98	Den.	Corey Dillon	35	110	27	0
11-29-98	Jax.	Corey Dillon	16	107	61	0
9-26-99	@Car.	Corey Dillon	20	113	30	0
10-10-99	@Cle.	Corey Dillon	28	168	38	0
11-28-99	@Pitt.	Corey Dillon	23	120	20	0
12-5-99	S.F.	Corey Dillon	25	133	27	1
12-12-99	Cle.	Corey Dillon	28	192	50	3
10-1-00	Mia.	Corey Dillon	22	110	19	0
10-22-00	Den.	Corey Dillon	22	278	65	2
10-29-00	@Cle.	Corey Dillon	27	137	25	1
11-26-00	Pitt.	Corey Dillon	23	128	20	2
12-3-00	Ariz.	Corey Dillon	35	216	57	1
9-9-01	N.E.	Corey Dillon	24	104	40	1
10-14-01	Cle.	Corey Dillon	31	140	25	1
10-28-01	@Det.	Corey Dillon	27	184	96	2
12-23-01	@Balt.	Corey Dillon	24	127	19	0
9-15-02	@Cle.	Corey Dillon	22	108	14	0
10-6-02	@Ind.	Corey Dillon	23	164	67	2
10-27-02	Tenn.	Corey Dillon	30	138	31	1
11-10-02	@Balt.	Corey Dillon	21	102	19	0
12-22-02	N.O.	Corey Dillon	18	126	26	0
10-26-03	Sea.	Rudi Johnson	27	101	18	1
11-9-03	Hou.	Rudi Johnson	43	182	21	2
11-16-03	K.C.	Rudi Johnson	22	165	54	0
11-23-03	@S.D.	Corey Dillon	18	108	39	0
12-14-03	S.F.	Rudi Johnson	21	174	49	2
10-3-04	@Pitt.	Rudi Johnson	24	123	15	1
10-25-04	Den.	Rudi Johnson	24	119	36	1
11-14-04	@Wash.	Rudi Johnson	31	102	16	1
11-28-04	Cle.	Rudi Johnson	26	202	52	2
12-19-04	Buff.	Rudi Johnson	23	130	31	1
9-11-05	@Cle.	Rudi Johnson	26	126	13	1
11-27-05	Balt.	Rudi Johnson	27	114	28	2
12-11-05	Cle.	Rudi Johnson	30	169	32	1
12-18-05	@Det.	Rudi Johnson	24	117	33	2
9-17-06	Cle.	Rudi Johnson	26	145	20	2
10-22-06	Car.	Rudi Johnson	26	101	21	0
11-19-06	@N.O.	Rudi Johnson	27	111	22	0
12-10-06	Oak.	Rudi Johnson	30	117	11	2
12-24-06	@Den.	Rudi Johnson	30	129	13	1
9-16-07	@Cle.	Rudi Johnson	23	118	20	0
10-21-07	NYJ	Kenny Watson	31	130	12	3
12-23-07	Cle.	Kenny Watson	30	130	24	1
11-2-08	Jax.	Cedric Benson	24	104	30	1
12-21-08	@Cle.	Cedric Benson	38	171	46	0
12-28-08	K.C.	Cedric Benson	25	111	14	1

BENGALS 100-YARD RECEIVERS

DATE	OPP.	PLAYER	NO	YDS	LG	TD
9-15-68	Den.	Bob Trumpy	4	114	58	1
9-14-69	Mia.	Eric Crabtree	3	113	69	2
9-21-69	S.D.	Bob Trumpy	3	118	78	1
9-28-69	K.C.	Bob Trumpy	4	100	80	1
10-12-69	NYJ	Eric Crabtree	6	133	35	1
10-19-69	Den.	Speedy Thomas	9	155	49	1
11-9-69	@Hou.	Bob Trumpy	5	159	70	3
11-9-69	@Hou.	Eric Crabtree	5	117	70	1
12-14-69	@Den.	Speedy Thomas	7	177	62	1
9-19-71	Phil.	Speedy Thomas	4	122	90	1
11-14-71	@Den.	Bruce Coslet	5	102	71	1
12-9-72	Cle.	Chip Myers	8	116	18	0
9-30-73	@S.D.	Essex Johnson	2	116	78	2
10-21-73	K.C.	Isaac Curtis	8	106	21	0
12-9-73	Cle.	Isaac Curtis	5	117	70	3
12-16-73	@Hou.	Isaac Curtis	2	144	77	2
9-15-74	Cle.	Isaac Curtis	5	117	49	1
11-3-74	@Balt.	Isaac Curtis	5	166	77	2
9-21-75	Cle.	Isaac Curtis	6	127	50	1
11-2-75	Pitt.	Charlie Joiner	5	114	34	1
11-17-75	Buff.	Isaac Curtis	7	139	55	0
11-17-75	Buff.	Chip Myers	7	108	30	0
11-23-75	@Cle.	Charlie Joiner	7	200	51	0
10-31-76	Cle.	Isaac Curtis	6	116	69	1
11-14-76	Hou.	Isaac Curtis	4	116	54	1
12-6-76	@Oak.	John McDaniel	9	201	46	1
9-25-77	Sea.	Isaac Curtis	3	100	54	1
11-13-77	@Minn.	Billy Brooks	7	198	94	1
12-10-77	Pitt.	Billy Brooks	6	166	57	0
10-29-78	Hou.	Isaac Curtis	4	130	57	1
11-13-78	Oak.	Isaac Curtis	7	101	25	1
12-17-78	Cle.	Isaac Curtis	7	138	43	0
9-9-79	@Buf.	Billy Brooks	6	156	73	1
9-30-79	@Dall.	Don Bass	8	108	21	1
10-21-79	@Cle.	Don Bass	5	100	50	1
10-21-79	@Cle.	Isaac Curtis	6	108	49	1
11-4-79	@Balt.	Isaac Curtis	5	144	67	3
11-4-79	@Balt.	Dan Ross	5	102	41	0
12-2-79	@Pitt.	Isaac Curtis	5	119	32	2
10-19-80	Minn.	Don Bass	7	110	55	1
12-7-80	Balt.	Isaac Curtis	7	176	67	1
9-13-81	@NYJ	Isaac Curtis	5	108	42	0
9-27-81	Buff.	Cris Collinsworth	10	111	23	1
10-11-81	@Balt.	Dan Ross	7	106	36	1
11-8-81	@S.D.	Isaac Curtis	8	147	68	1
11-22-81	Den.	Dan Ross	7	123	37	0
12-20-81	@Atl.	Cris Collinsworth	5	128	74	1
9-19-82	@Pitt.	Cris Collinsworth	9	144	35	0
12-20-82	@S.D.	Cris Collinsworth	9	156	49	1
1-2-83	@Hou.	Dan Ross	9	101	18	1
10-2-83	Balt.	Cris Collinsworth	9	206	63	1
10-16-83	@Den.	Cris Collinsworth	7	149	48	0
11-13-83	@K.C.	Cris Collinsworth	7	118	32	1
11-28-83	@Mia.	Isaac Curtis	4	114	80	1
11-28-83	@Mia.	Cris Collinsworth	8	127	48	0
12-17-83	@Minn.	Steve Kreider	9	109	21	0
9-2-84	@Den.	Cris Collinsworth	10	141	24	0
9-16-84	@NYJ	M.L. Harris	4	148	80	1
11-25-84	Atl.	Cris Collinsworth	6	134	57	2
9-8-85	Sea.	Cris Collinsworth	4	101	71	0
9-15-85	@St.L.	Eddie Brown	5	106	44	1
9-22-85	S.D.	Cris Collinsworth	10	161	26	2
10-20-85	@Hou.	Eddie Brown	7	124	39	1
11-10-85	Cle.	Cris Collinsworth	8	135	27	0
12-8-85	Dall.	Cris Collinsworth	7	123	58	1
12-22-85	@N.E.	Eddie Brown	5	129	44	1

DATE	OPP.	PLAYER	NO	YDS	LG	TD
9-28-86	Chi.	Cris Collinsworth	6	115	43	0
11-9-86	@Hou.	Eddie Brown	9	132	26	0
11-30-86	@Den.	Cris Collinsworth	8	138	46	2
12-7-86	@N.E.	James Brooks	6	101	30	0
12-21-86	NYJ	Rodney Holman	6	129	34	1
11-1-87	Hou.	James Brooks	6	103	46	0
11-1-87	Hou.	Cris Collinsworth	8	121	22	0
11-8-87	Mia.	Eddie Brown	8	105	21	0
11-22-87	Pitt.	Tim McGee	8	139	49	0
12-13-87	@Cle.	Tim McGee	4	117	44	0
12-27-87	@Hou.	Cris Collinsworth	4	119	53	0
9-4-88	Phoe.	Eddie Brown	6	143	61	1
9-11-88	@Phil.	Tim McGee	4	114	78	2
9-25-88	Cle.	Eddie Brown	4	127	46	0
10-9-88	NYJ	Eddie Brown	5	103	60	2
11-6-88	Pitt.	Eddie Brown	7	216	86	2
12-17-88	Wash.	Eddie Brown	2	115	69	1
9-17-89	Pitt.	Tim McGee	6	100	27	0
10-29-89	T.B.	Tim McGee	5	127	46	2
11-19-89	Det.	Tim McGee	11	194	55	1
12-10-89	Sea.	Tim McGee	7	109	23	1
12-17-89	Hou.	Eddie Brown	6	107	35	2
12-17-89	Hou.	Tim McGee	6	147	74	1
12-25-89	@Minn.	Eddie Brown	6	109	34	1
9-16-90	@S.D.	Eddie Brown	10	178	30	2
9-23-90	N.E.	Tim McGee	6	163	52	0
10-7-90	@L.A. Rams	James Brooks	7	109	30	2
10-7-90	@L.A. Rams	Rodney Holman	10	161	27	0
10-7-90	@L.A. Rams	Tim McGee	8	142	32	0
10-6-91	Sea.	Eddie Brown	7	117	43	0
11-10-91	Pitt.	Tim McGee	3	101	52	0
9-26-93	Sea.	Tony McGee	7	102	37	0
10-24-93	@Hou.	Carl Pickens	7	127	36	0
10-30-94	Dall.	Darnay Scott	4	155	67	2
11-6-94	@Sea.	Darnay Scott	7	157	76	0
11-13-94	Hou.	Carl Pickens	11	188	50	3
11-20-94	Ind.	Carl Pickens	6	103	53	0
11-27-94	@Den.	Carl Pickens	6	132	70	1
12-4-94	Pitt.	Carl Pickens	4	105	56	1
12-24-94	Phil.	Carl Pickens	9	135	51	1
9-3-95	@Ind.	Tony McGee	6	118	41	0
9-10-95	Jax.	Carl Pickens	5	102	68	1
9-24-95	Hou.	Tony McGee	8	109	35	1
9-24-95	Hou.	Darnay Scott	4	125	56	1
10-1-95	Mia.	Carl Pickens	9	117	44	3
10-19-95	@Pitt.	Carl Pickens	8	108	41	1
11-12-95	@Hou.	Carl Pickens	7	108	30	2
11-19-95	Pitt.	Carl Pickens	8	129	26	1
11-10-96	Pitt.	Carl Pickens	12	103	21	0
11-24-96	Atl.	Carl Pickens	11	176	61	3
12-1-96	@Jax.	Carl Pickens	7	109	26	3
12-8-96	Balt.	Darnay Scott	8	103	27	0
9-21-97	@Den.	Carl Pickens	8	125	48	0
11-30-97	@Phil.	James Hundon	5	118	52	2
12-14-97	Dall.	Darnay Scott	4	112	48	1
12-21-97	Balt.	Darnay Scott	6	129	77	1
9-13-98	@Det.	Darnay Scott	5	130	70	2
9-27-98	@Balt.	Carl Pickens	7	120	67	2
10-11-98	Pitt.	Carl Pickens	13	204	50	1
12-20-98	@Pitt.	Brandon Bennett	3	119	55	0
12-20-98	@Pitt.	Darnay Scott	7	152	61	1
10-10-99	@Cle.	Darnay Scott	8	110	19	0
11-7-99	@Sea.	Carl Pickens	4	104	75	1
11-28-99	@Pitt.	Darnay Scott	4	123	76	1
12-5-99	S.F.	Carl Pickens	7	107	37	2

(continued)

DATE	OPP.	PLAYER	NO	YDS	LG	TD
12-17-00	Jax.	Danny Farmer	5	102	38	0
9-9-01	N.E.	Darnay Scott	5	104	34	0
12-30-01	Pitt.	Peter Warrick	10	109	20	0
12-30-01	Pitt.	Darnay Scott	7	113	49	0
1-6-02	@Tenn.	Darnay Scott	9	152	39	0
11-10-02	@Balt.	Chad Ochocinco	7	110	39	1
11-17-02	Cle.	Chad Ochocinco	4	103	72	1
11-24-02	@Pitt.	Chad Ochocinco	7	152	55	0
12-8-02	@Car.	Chad Ochocinco	6	114	32	0
12-29-02	@Buff.	Chad Ochocinco	6	123	50	0
9-14-03	@Oak.	Chad Ochocinco	8	131	34	0
9-14-03	@Oak.	Peter Warrick	8	109	30	1
10-19-03	Balt.	Chad Ochocinco	5	130	82	1
11-16-03	K.C.	Peter Warrick	6	114	77	1
11-23-03	@S.D.	Chad Ochocinco	10	107	22	3
11-30-03	@Pitt.	Chad Ochocinco	6	117	58	1
12-21-03	@St.L.	Chad Ochocinco	7	115	47	0
9-26-04	Balt.	T.J. Houshmandzadeh	7	116	22	0
10-25-04	Den.	Chad Ochocinco	7	149	50	1
11-28-04	Cle.	Chad Ochocinco	10	117	46	1
12-5-04	@Balt.	T.J. Houshmandzadeh	10	171	34	1
12-5-04	@Balt.	Chad Ochocinco	10	161	51	2
12-12-04	@N.E.	T.J. Houshmandzadeh	12	145	33	0

DATE	OPP.	PLAYER	NO	YDS	LG	TD
9-18-05	Minn.	Chad Ochocinco	7	139	70	1
10-2-05	Hou.	T.J. Houshmandzadeh	8	105	22	0
10-16-05	@Tenn.	Chad Ochocinco	8	135	35	1
11-20-05	Ind.	Chad Ochocinco	8	189	68	1
11-27-05	Balt.	T.J. Houshmandzadeh	9	147	30	1
12-24-05	Buff.	Chad Ochocinco	9	117	41	1
9-17-06	Cle.	Chris Henry	5	113	43	0
10-15-06	@T.B.	T.J. Houshmandzadeh	10	102	33	1
11-12-06	S.D.	Chad Ochocinco	11	260	74	2
11-19-06	@N.O.	Chad Ochocinco	6	190	60	3
11-26-06	@Cle.	Chad Ochocinco	7	123	43	0
11-30-06	Balt.	T.J. Houshmandzadeh	10	106	40	1
12-10-06	Oak.	T.J. Houshmandzadeh	8	118	36	1
12-10-06	Oak.	Chad Ochocinco	5	101	42	0
12-31-06	Pitt.	Chris Henry	4	124	66	1
9-16-07	@Cle.	Chad Ochocinco	11	209	32	2
9-23-07	T.J.	Houshmandzadeh	12	141	35	1
9-23-07	@Sea.	Chad Ochocinco	9	138	20	0
10-1-07	N.E.	T.J. Houshmandzadeh	10	100	23	1
10-14-07	@K.C.	T.J. Houshmandzadeh	8	145	42	2
10-21-07	NYJ	Chad Ochocinco	3	102	56	0
11-25-07	Tenn.	Chad Ochocinco	12	103	22	3
12-30-07	@Mia.	Chad Ochocinco	4	131	70	2
9-21-08	@NYG	T.J. Houshmandzadeh	12	146	26	1
11-16-08	Phil.	T.J. Houshmandzadeh	12	149	26	1

BENGALS 300-YARD PASSERS

DATE	OPP.	PLAYER	ATT	CMP	YDS	TD	LG	INT
9-21-69	S.D.	Greg Cook	22	14	327	3	78	1
10-27-74	Hou.	Ken Anderson	44	30	352	3	37	1
11-2-75	Pitt.	Ken Anderson	42	19	331	3	35	3
11-17-75	Buf.	Ken Anderson	46	30	447	2	55	0
12-10-77	Pitt.	Ken Anderson	33	15	303	1	57	1
11-13-78	Oak.	Ken Anderson	50	30	388	2	34	4
10-21-79	@Cle.	Ken Anderson	32	20	318	2	50	0
11-4-79	@Balt.	Ken Anderson	28	17	320	3	67	2
9-27-81	Buff.	Ken Anderson	40	28	328	3	23	0
10-18-81	Pitt.	Ken Anderson	28	16	346	2	73	0
11-22-81	Den.	Ken Anderson	37	25	396	3	65	0
9-12-82	Hou.	Ken Anderson	40	29	354	2	50	0
9-19-82	@Pitt.	Ken Anderson	38	27	323	0	35	3
12-20-82	@S.D.	Ken Anderson	56	40	416	2	49	1
1-2-83	@Hou.	Ken Anderson	31	27	323	2	44	0
10-2-83	Balt.	Ken Anderson	31	21	330	3	63	3
11-28-83	@Mia.	Ken Anderson	36	23	342	1	80	2
9-2-84	@Den.	Ken Anderson	49	25	323	0	28	1
9-9-84	K.C.	Ken Anderson	37	24	310	0	35	0
9-16-84	@NYJ	Ken Anderson	22	16	316	2	80	4
9-22-85	S.D.	Boomer Esiason	44	26	320	3	26	2
10-20-85	@Hou.	Boomer Esiason	52	30	381	3	39	3
12-1-85	Hou.	Boomer Esiason	24	18	320	3	64	0
12-15-85	@Wash.	Boomer Esiason	39	22	357	2	56	2
11-16-86	Sea.	Boomer Esiason	33	22	334	1	57	1
11-30-86	@Den.	Boomer Esiason	30	21	306	2	46	1
12-21-86	NYJ	Boomer Esiason	30	23	425	5	49	1
10-25-87	@Pitt.	Boomer Esiason	32	20	303	2	43	2
11-1-87	Hou.	Boomer Esiason	41	26	387	2	47	2
11-22-87	Pitt.	Boomer Esiason	53	30	409	0	49	3
12-6-87	K.C.	Boomer Esiason	44	28	368	2	26	0
12-13-87	@Cle.	Boomer Esiason	39	22	361	1	54	2
9-11-88	@Phil.	Boomer Esiason	32	20	363	4	78	1
10-2-88	@L.A. Raiders	Boomer Esiason	28	21	332	3	37	0
11-6-88	Pitt.	Boomer Esiason	23	16	318	3	86	2
9-17-89	Pitt.	Boomer Esiason	27	16	328	2	45	0
11-19-89	Det.	Boomer Esiason	39	30	399	3	55	1
12-17-89	Hou.	Boomer Esiason	27	20	326	4	74	0
12-25-89	@Minn.	Boomer Esiason	54	31	367	3	65	3

(continued)

DATE	OPP.	PLAYER	ATT	CMP	YDS	TD	LG	INT
10-7-90	@L.A. Rams	Boomer Esiason	45	31	490	3	32	0
11-10-91	Pitt.	Boomer Esiason	43	32	361	1	52	1
12-22-91	N.E.	Boomer Esiason	40	20	333	3	53	0
11-6-94	@Sea.	Jeff Blake	43	31	387	0	76	1
11-13-94	Hou.	Jeff Blake	33	23	354	4	50	0
9-24-95	Hou.	Jeff Blake	46	24	356	3	56	0
11-24-96	Atl.	Jeff Blake	36	21	349	4	61	0
12-1-96	@Jax.	Jeff Blake	39	23	313	3	48	2
9-7-97	@Balt.	Jeff Blake	45	25	317	1	36	2
11-30-97	@Phil.	Boomer Esiason	47	27	378	4	52	1
9-13-98	@Det.	Neil O'Donnell	36	25	303	2	70	0
12-20-98	@Pitt.	Jeff Blake	36	20	367	1	61	1
12-5-99	S.F.	Jeff Blake	30	21	334	4	58	0
11-11-01	@Jax.	Jon Kitna	48	28	303	0	32	1
12-30-01	Pitt.	Jon Kitna	68	35	411	2	49	1
1-6-02	@Tenn.	Jon Kitna	47	28	340	0	39	1
12-1-02	Balt.	Jon Kitna	46	30	308	2	35	1
9-14-03	@Oak.	Jon Kitna	41	25	303	1	34	2
9-26-04	Balt.	Carson Palmer	52	25	316	0	23	3
12-5-04	@Balt.	Carson Palmer	36	29	382	3	51	1
9-18-05	Minn.	Carson Palmer	40	27	337	3	70	1
11-20-05	Ind.	Carson Palmer	38	25	335	2	68	1
11-27-05	Balt.	Carson Palmer	30	22	302	3	54	1
9-17-06	Cle.	Carson Palmer	40	24	352	2	43	2
11-12-06	S.D.	Carson Palmer	42	31	440	3	74	0
9-16-07	@Cle.	Carson Palmer	50	33	401	6	32	2
9-23-07	@Sea.	Carson Plamer	43	27	342	1	35	2
10-14-07	@K.C.	Carson Palmer	43	26	320	2	42	2
11-18-07	Ariz.	Carson Palmer	52	37	329	2	37	4
12-30-07	@Mia.	Carson Palmer	32	23	316	3	70	1

BENGALS HOME & ROAD RECORDS YEAR-BY-YEAR

SEASON	HOME			ROAD			TOTAL			SEASON	HOME			ROAD			TOTAL		
	W	L	T	W	L	T	W	L	T		W	L	T	W	L	T	W	L	T
1968	2	5	0	1	6	0	3	11	0	1989	5	3	0	3	5	0	8	8	0
1969	4	3	0	0	6	1	4	9	1	1990	5	3	0	4	4	0	9	7	0
1970	5	2	0	3	4	0	8	6	0	1991	3	5	0	0	8	0	3	13	0
1971	3	4	0	1	6	0	4	10	0	1992	3	5	0	2	6	0	5	11	0
1972	4	3	0	4	3	0	8	6	0	1993	3	5	0	0	8	0	3	13	0
1973	7	0	0	3	4	0	10	4	0	1994	2	6	0	1	7	0	3	13	0
1974	4	3	0	3	4	0	7	7	0	1995	3	5	0	4	4	0	7	9	0
1975	6	1	0	5	2	0	11	3	0	1996	6	2	0	2	6	0	8	8	0
1976	6	1	0	4	3	0	10	4	0	1997	6	2	0	1	7	0	7	9	0
1977	5	2	0	3	4	0	8	6	0	1998	1	7	0	2	6	0	3	13	0
1978	3	5	0	1	7	0	4	12	0	1999	2	6	0	2	6	0	4	12	0
1979	4	4	0	0	8	0	4	12	0	2000	3	5	0	1	7	0	4	12	0
1980	3	5	0	3	5	0	6	10	0	2001	4	4	0	2	6	0	6	10	0
1981	6	2	0	6	2	0	12	4	0	2002	1	7	0	1	7	0	2	14	0
1982	4	0	0	3	2	0	7	2	0	2003	5	3	0	3	5	0	8	8	0
1983	4	4	0	3	5	0	7	9	0	2004	5	3	0	3	5	0	8	8	0
1984	5	3	0	3	5	0	8	8	0	2005	5	3	0	6	2	0	11	5	0
1985	5	3	0	2	6	0	7	9	0	2006	4	4	0	4	4	0	8	8	0
1986	6	2	0	4	4	0	10	6	0	2007	5	3	0	2	6	0	7	9	0
1987	1	7	0	3	4	0	4	11	0	2008	3	4	1	1	7	0	4	11	1
1988	8	0	0	4	4	0	12	4	0	TOTALS	169	144	1	103	210	1	272	354	2

BENGALS OFFENSE & DEFENSE YEAR-BY-YEAR

OFFENSE

YEAR	PLAYS	FIRST DOWNS	RUSH YDS	NET PASS YDS	TOTAL YDS	PTS
1968	772	171	1807	1619	3426	215
1969	728	172	1523	2345	3868	280
1970	831	210	2057	1870	3927	312
1971	867	236	2142	2124	4266	284
1972	899	255	1996	2321	4317	299
1973	871	252	2236	2276	4512	286
1974	835	260	1978	2511	4489	283
1975	966	295	1819	3241	5060	340
1976	878	238	2109	2191	4300	335
1977	904	248	1861	2333	4194	238
1978	1034	271	2131	2741	4872	252
1979	1049	289	2329	2310	4639	337
1980	1060	283	2069	2815	4884	244
1981	1078	361	1973	3995	5968	421
1982	606	207	949	2339	3288	232
1983	1036	327	2104	3183	5287	346
1984	1081	339	2179	3301	5480	339
1985	1062	344	2183	3717	5900	441
1986	1046	348	2533	3957	6490	409
1987	1045	319	2164	3213	5377	285
1988	985	351	2710	3347	6057	448
1989	1083	348	2483	3618	6101	404
1990	943	277	2120	2943	5063	360
1991	993	286	1811	3158	4969	263
1992	934	248	1976	1943	3919	274
1993	986	239	1511	2541	4052	187
1994	990	267	1556	3236	4792	276
1995	975	288	1439	3753	5192	349
1996	1088	332	1793	3432	5225	372
1997	1002	310	1966	3316	5282	355
1998	979	271	1639	3185	4824	268
1999	1039	293	2051	3226	5277	283
2000	1001	254	2314	1946	4260	185
2001	1071	294	1712	3088	4800	226
2002	1054	315	1730	3476	5206	279
2003	1038	313	1987	3342	5329	346
2004	1004	286	1839	3301	5140	374
2005	1018	342	1910	3820	5730	421
2006	994	313	1629	3833	5462	373
2007	1008	320	1556	4012	5568	380
2008	984	245	1520	2406	3926	204

DEFENSE

YEAR	PLAYS	FIRST DOWNS	RUSH YDS	NET PASS YDS	TOTAL YDS	PTS
1968	916	275	2097	2620	4717	329
1969	935	278	2651	2686	5337	367
1970	874	236	1543	2635	4178	255
1971	811	213	1778	2128	3906	265
1972	794	207	1815	1737	3552	229
1973	840	219	1807	1898	3705	231
1974	892	256	2152	1790	3942	259
1975	889	241	2194	1729	3923	246
1976	930	234	1912	1758	3670	210
1977	901	253	1897	2227	4124	235
1978	1036	269	2396	2236	4632	284
1979	1052	334	2219	3692	5911	421
1980	995	286	1680	3124	4804	312
1981	1055	324	1881	3498	5289	304
1982	551	170	850	2043	2893	177
1983	973	276	1499	2828	4327	302
1984	1034	322	1868	3391	5259	339
1985	1019	337	1999	3664	5663	437
1986	1051	336	2122	3152	5274	394
1987	937	286	1641	3056	4697	370
1988	1059	322	2048	3134	5182	329
1989	997	280	2162	3135	5297	285
1990	1010	308	2085	3520	5605	352
1991	980	308	1662	3990	5652	435
1992	1024	319	2007	3326	5333	364
1993	1000	306	2220	2798	5018	319
1994	1053	310	1906	3248	5154	406
1995	1127	355	2104	4245	6349	374
1996	1047	317	1643	3826	5469	369
1997	1091	351	2223	3459	5682	405
1998	992	310	2612	3151	5763	452
1999	1011	316	1699	3798	5497	460
2000	1068	307	1925	3562	5487	359
2001	1013	281	1675	3157	4832	309
2002	976	315	2003	3262	5265	456
2003	999	320	2218	3402	5620	384
2004	1031	303	2062	3303	5365	372
2005	976	321	1850	3569	5419	350
2006	1038	337	1863	3818	5681	331
2007	1011	313	1893	3687	5580	385
2008	1013	296	1921	3287	5208	364

BENGALS RETURNED KICKOFF FOR TOUCHDOWN:

Nov. 4, 2007 at Buffalo — Glenn Holt, 100 yds.

OPPONENT RETURNED KICKOFF FOR TOUCHDOWN:

Dec. 24, 2005 vs. Buffalo — Terrence McGee, 99 yds.

BENGALS RETURNED PUNT FOR TOUCHDOWN:

Nov. 16, 2003 vs. Kansas City — Peter Warrick, 68 yds.

OPPONENT RETURNED PUNT FOR TOUCHDOWN:

Oct. 26, 2008 at Houston — Jacoby Jones, 73 yds.

BENGALS RETURNED INTERCEPTION FOR TOUCHDOWN:

Dec. 21, 2008 at Cleveland — Leon Hall, 50 yds.

OPPONENT RETURNED INTERCEPTION FOR TOUCHDOWN:

Dec. 7, 2008 at Indianapolis — Kelvin Hayden, 85 yds.

BENGALS RECOVERED OPPONENT'S FUMBLE IN END ZONE FOR TOUCHDOWN:

Nov. 16, 1986 vs. Seattle — Eddie Edwards

BENGALS RETURNED OPPONENT'S FUMBLE FOR TOUCHDOWN:

Oct. 12, 2008 at N.Y. Jets — Chinedum Ndukwe, 15 yds.

OPPONENT RECOVERED BENGALS FUMBLE IN END ZONE FOR TOUCHDOWN:

Dec. 8, 2002 at Carolina — Al Wallace recovered Jon Kitna fumble

OPPONENT RETURNED BENGALS FUMBLE FOR TOUCHDOWN:

Nov. 2, 2008 vs. Jacksonville — Montell Owens, 18 yds.

BENGALS BLOCKED A PUNT:

Nov. 18, 2007 vs. Arizona — DeDe Dorsey blocked Mike Barr punt (TD)

BENGALS RETURNED BLOCKED PUNT FOR TOUCHDOWN:

Nov. 18, 2007 vs. Arizona — DeDe Dorsey blocked Mike Barr punt and returned it 19 yds. for a TD

OPPONENT BLOCKED A PUNT:

Sept. 14, 2008 vs. Tennessee — Keith Bulluck blocked Kyle Larson punt

OPPONENT RETURNED BLOCKED PUNT FOR TOUCHDOWN:

Sept. 14, 2008 vs. Tennessee — Keith Bulluck blocked Kyle Larson punt and recovered ball in end zone for TD

BENGALS BLOCKED FIELD GOAL ATTEMPT:

Sept. 24, 2006 at Pittsburgh — John Thornton blocked Jeff Reed's 48-yd. FG attempt

BENGALS RETURNED BLOCKED FIELD GOAL ATTEMPT FOR TOUCHDOWN:

Nov. 8, 1970 at Buffalo — Lemar Parrish, 83 yds.

OPPONENT BLOCKED FIELD GOAL ATTEMPT:

Oct. 8, 2000 vs. Tennessee — John Thornton blocked Neil Rackers' 35-yd. FG attempt

OPPONENT RETURNED BLOCKED FIELD GOAL ATTEMPT FOR TOUCHDOWN:

Dec. 1, 1996 at Jacksonville — Mickey Washington, 65 yds.

BENGALS BLOCKED AN EXTRA POINT ATTEMPT:

Nov. 19, 2006 at New Orleans — Johnathan Joseph blocked John Carney's PAT attempt

OPPONENT BLOCKED AN EXTRA POINT ATTEMPT:

Sept. 10, 2007 vs. Baltimore — Dwan Edwards blocked Kyle Larson's PAT attempt

BENGALS SCORED ON SAFETY:

Sept. 23, 2007 at Seattle — Lemar Marshall sacked Matt Hasselbeck in the end zone

OPPONENT SCORED ON SAFETY:

Nov. 21, 2004 vs. Pittsburgh — Bengals QB Carson Palmer penalty (intentional grounding) in end zone

BENGALS WON SHUTOUT

Dec. 21, 2008 at Cleveland — 14-0 win

BENGALS LOST SHUTOUT

Dec. 23, 2001 at Baltimore — 16-0 loss

GO LONG ... REAL LONG

The Bengals record book shows two pass plays of 90 or more yards:

- QB **Ken Anderson** hooked up with WR **Billy Brooks** for a team-record 94-yarder for a touchdown Nov. 13, 1977 at Minnesota.
- QB **Virgil Carter** connected with WR **Speedy Thomas** for a 90-yard TD strike on Sept. 19, 1971 vs. Philadelphia at Riverfront Stadium.

BENGALS LONGEST PLAYS

(Touchdowns unless noted otherwise)

1. 102 yds. — Louis Breeden — interception at San Diego, 11-8-81
- 102 yds. — Eric Bieniemy — KO return at N.Y. Giants, 10-26-97
- 102 yds. — Artrell Hawkins — interception at Houston, 11-3-02
4. 100 yds. — Glenn Holt — KO return at Buffalo, 11-4-07
5. 99 yds. — Tremain Mack — KO return vs. Tennessee, 11-14-99
6. 98 yds. — Stanford Jennings — KO return at Kansas City, 11-13-88
7. 97 yds. — Darryl Williams — interception vs. Pittsburgh, 11-7-93
- 97 yds. — Willie Shelby — KO return at Cleveland, 10-3-76
- 97 yds. — Tremain Mack — KO return at Baltimore, 9-27-98
10. 96 yds. — Ray Griffin — interception vs. San Diego, 11-11-79
- 96 yds. — Corey Dillon — rush at Detroit, 10-28-01
12. 95 yds. — Carl Pickens — punt return at Green Bay, 9-20-92
- 95 yds. — Lemar Parrish — KO return at Buffalo, 11-8-70
14. 94 yds. — Tim McGee — KO return vs. Minnesota, 10-23-86 (not a TD)
- 94 yds. — Ken Anderson to Billy Brooks — pass at Minnesota, 11-13-77
- 94 yds. — Brandon Bennett — KO return at Baltimore, 11-10-02
- 94 yds. — Tab Perry — KO return at Pittsburgh, 12-4-05 (not a TD)
18. 93 yds. — Stanford Jennings — KO return vs. San Francisco, 1-22-89 (Super Bowl XXIII)
19. 90 yds. — Lemar Parrish — punt return vs. Washington, 10-6-74
- 90 yds. — Virgil Carter to Speedy Thomas — pass vs. Philadelphia, 9-19-71
- 90 yds. — David Dunn — KO return vs. Pittsburgh, 11-10-96

OPPONENTS LONGEST PLAYS

(Touchdowns unless noted otherwise)

1. 105 yds. — Mercury Morris (Miami) — KO return at Cincinnati, 9-14-69
2. 103 yds. — Bob Gresham (Houston) — KO return at Cincinnati, 9-23-73
3. 101 yds. — Derrick Mason (Tennessee) — KO return at Cincinnati, 11-18-01
4. 100 yds. — Max Anderson (Buffalo) — KO return at Cincinnati, 9-22-68
- 100 yds. — Jon Vaughn (New England) — KO return at Cincinnati, 12-20-92
6. 99 yds. — Antwaan Randle El (Pittsburgh) — KO return at Cincinnati, 10-13-02
- 99 yds. — Jeff Garcia to Andre' Davis (Cleveland) — pass at Cleveland, 10-17-04
- 99 yds. — Terrence McGee (Buffalo) — KO return at Cincinnati, 12-24-05
9. 98 yds. — Darrol Ray (N.Y. Jets) — interception at Cincinnati, 1-9-83 (playoff game)
- 98 yds. — Chad Williams (Baltimore) — interception at Cincinnati, 12-1-02
11. 97 yds. — Darren Lewis (Chicago) — KO return at Chicago, 11-8-92
12. 96 yds. — Carl Roaches (Houston) — KO return at Houston, 10-4-81
- 96 yds. — Bobby Humphrey (N.Y. Jets) — KO return at Cincinnati, 12-21-86
14. 95 yds. — Aaron Bailey (Indianapolis) — KO return at Cincinnati, 12-22-96
- 95 yds. — Lamont Brightful (Baltimore) — punt return at Baltimore, 11-10-02
16. 94 yds. — Herschel Walker (Philadelphia) — KO return at Cincinnati, 12-24-94
17. 93 yds. — Robert Lyles (Houston) — fumble return at Cincinnati, 10-19-86
18. 92 yds. — Billy Lefear (Cleveland) — KO return at Cleveland, 11-23-75 (not a TD)
- 92 yds. — Bo Jackson (L.A. Raiders) — rush at Los Angeles, 11-5-89
- 92 yds. — Eric Metcalf (Cleveland) — punt return at Cincinnati, 9-4-94

BENGALS STADIUM FIRSTS & LASTS

NIPPERT STADIUM (1968-69)

First Preseason Game: Aug. 3, 1968

Final Score: Kansas City 38, Bengals 14; **Attendance:** 21,682

First Regular-Season Game: Sept. 15, 1968

Final Score: Bengals 24, Denver 10; **Attendance:** 25,049

First Bengals Scoring Play: Dale Livingston 49-yard FG (12:02 left in 3rd quarter)

First Bengals TD: Bob Trumpy 58-yard pass from John Stofa (8:58 left in 3rd quarter)

First Opp. Scoring Play: Bob Humphreys 33-yard FG (3:07 left in 3rd quarter)

First Opp. TD: Eric Crabtree 5-yard pass from Jim Leclair (11:57 left in 4th quarter)

Last Regular-Season Game: Nov. 16, 1969

Final Score: Boston 25, Bengals 14; **Attendance:** 25,913

Last Bengals Scoring Play: Jess Phillips 4-yard TD run; Horst Muhlmann PAT kick (13:10 left in 4th quarter)

Last Opp. Scoring Play: Gino Cappelletti 43-yard FG (7:58 left in 3rd quarter)

Last Opp. TD: Charley Frazier 6-yard pass from Mike Taliaferro; Gino Cappelletti PAT kick (1:24 left in 1st quarter)

Bengals' Total W-L Record at Nippert (Regular Season): 6-8-0 (.429)

Largest Crowd at Nippert: 28,642 on Sept. 29, 1968 — San Diego 31, Bengals 10



Photo courtesy Univ. of Cincinnati

RIVERFRONT STADIUM/CINERGY FIELD (1970-99)

(Note: Stadium was called Riverfront Stadium from 1970-95 and was renamed Cinergy Field in 1996.)

First Preseason Game: Aug. 8, 1970

Final Score: Bengals 27, Washington 12; **Attendance:** 52,299

First Regular-Season Game: Sept. 20, 1970

Final Score: Bengals 31, Oakland 21; **Attendance:** 56,616

First Bengals Scoring Play: Sam Wyche 5-yard TD run (13:08 left in 1st quarter)

First Opp. Scoring Play: Fred Biletnikoff 20-yard TD pass from Daryle Lamonica (0:30 left in 1st quarter)

Last Regular-Season Game: Dec. 12, 1999

Final Score: Bengals 44, Cleveland 28; **Attendance:** 59,972

Last Bengals Scoring Play: Darnay Scott 52-yard TD pass from Jeff Blake; Doug Pelfrey PAT kick (3:15 left in 3rd quarter)

Last Opp. Scoring Play: Darrin Chiaverini 19-yard TD pass from Ty Detmer; Phil Dawson PAT kick (0:49 left in 4th quarter)

Bengals' Total W-L Record at Riverfront/Cinergy (Regular Season): 128-100-0 (.561)

Largest Crowd at Riverfront/Cinergy: 60,284 on Oct. 17, 1971 — Cleveland 27, Bengals 24



PAUL BROWN STADIUM (2000-PRESENT)

First Preseason Game: Aug. 19, 2000

Final Score: Bengals 24, Chicago 20; **Attendance:** 56,180

First Regular-Season Game: Sept. 10, 2000

Final Score: Cleveland 24, Bengals 7; **Attendance:** 64,006

First Bengals Scoring Play: Ron Dugans 4-yard TD pass from Akili Smith (14:33 left in 2nd quarter)

First Opp. Scoring Play: Travis Prentice 16-yard TD run (3:43 left in 1st quarter)

Bengals' Total W-L Record at Paul Brown Stadium (Regular Season): 35-36-1 (.493)

Largest Crowd at Paul Brown Stadium: 66,188 on Oct. 28, 2007 — Pittsburgh 24, Bengals 13



BENGALS TOUGH IN OVERTIME

The 2008 season marked the 25th year of overtime for regular season games in the NFL. The current system was put in place in 1974, and under it, the Bengals have played 26 overtime games.

Cincinnati has a winning record in the contests at 14-11-1 (55.8 winning percentage).

More Bengals overtime notes:

► Last season saw the first Cincinnati game to last a full five periods, as the Bengals and Eagles battled through a scoreless overtime on Nov. 16. The 13-13 game was only the second tie in Bengals history (Cincinnati had one tie in the pre-overtime era), and it was the first tie in the NFL since 2002.

► Twenty of Cincinnati's overtime games have ended with field goals, and five with touchdowns. The Bengals have posted a 13-7 record in the games determined by field goals and are 1-4 in the games decided by touchdowns.

► The Bengals' only overtime win with a touchdown was Sept. 13, 1998 at Detroit, when CB Corey Sawyer's 58-yard INT return against QB Scott Mitchell gave Cincinnati a 34-28 win.

► The quickest result in Bengals overtime history, the only one with less than a minute elapsed, was a victory on Sept. 14, 1986 vs. Buffalo. LB Carl Zander intercepted a Jim Kelly pass on the first scrimmage play. He returned to the Buffalo 17, and Jim Breech kicked a 23-yard field goal with 14:04 still to play.

► The longest Bengals overtime game not to end in a tie was on Sept. 23, 1979 vs. Houston. The Oilers won, 30-27, on a 29-yard Toni Fritsch field goal with 0:32 remaining in the extra period.

► The Bengals' most significant overtime win was 20-17 vs. Washington on Dec. 17, 1988. The victory clinched the AFC Central title and AFC home field playoff advantage for the Bengals, who went on to reach Super Bowl XXIII.

► Former Bengal Jim Breech kicked nine winning field goals in overtime, never missing one in an extra period. He shares the NFL record for most game-winning kicks in OT with Steve Christie and Jason Elam.

Listed below is the Bengals' overtime history. Times listed are time left in the overtime period; the home team is listed in CAPS:

10/30/77 — CINCINNATI 13, Houston 10. Bengals win toss. Chris Bahr kicks 22-yard field goal at 9:09.

9/10/78 — CLEVELAND 13, Cincinnati 10. Browns win toss. Larry Collins returns kickoff 41 yards to Browns' 47. Don Cockroft kicks 27-yard FG at 10:30.

9/23/79 — Houston 30, CINCINNATI 27. Bengals' longest OT game. Oilers win toss and punt. Bengal Chris Bahr's 32-yard field goal attempt is wide right at 8:05. Oilers punt, then Rich Elender returns Bengals punt to Cincinnati 42. With only 0:32 remaining, Houston's Toni Fritsch kicks 29-yard field goal.

12/14/80 — Cincinnati 17, CHICAGO 14. Bengals win toss. Jim Breech kicks 28-yard field goal with 10:37 left.

9/27/81 — CINCINNATI 27, Buffalo 24. Bills win toss and punt. Bengals drive to Bills' 10, and Jim Breech kicks 28-yard field goal with 5:27 remaining.

9/19/82 — PITTSBURGH 26, Cincinnati 20. Bengals win toss. Dwayne Woodruff intercepts Ken Anderson pass and returns 30 yards to Cincinnati two-yard line. Terry Bradshaw completes two-yard TD pass to John Stallworth at 13:52.

12/2/84 — Cincinnati 20, CLEVELAND 17. Browns win toss. John Simmons returns Steve Cox's punt 30 yards to Cleveland 35. Jim Breech kicks 35-yard FG seven plays later at 10:26.

9/14/86 — CINCINNATI 36, Buffalo 33. Bengals' quickest OT victory. Bills win toss. Carl Zander intercepts Jim Kelly's first down pass and returns it to Bills' 17. Jim Breech kicks 23-yard FG two plays later at 14:04.

12/6/87 — CINCINNATI 30, Kansas City 27. Bengals win toss. Teams trade punts. Jim Breech kicks 32-yard FG at 5:16.

12/17/88 — CINCINNATI 20, Washington 17. Bengals win toss. David Grant recovers Doug Williams' fumble at Redskins' 17. Jim Breech kicks 20-yard field goal three plays later at 7:59.

10/7/90 — Cincinnati 34, LOS ANGELES RAMS 31. Rams win toss. Each team punts twice. Bengals start scoring drive from their 11 and win on 44-yard FG by Jim Breech at 3:04.

12/9/90 — San Francisco 20, CINCINNATI 17. 49ers win toss and drive from their 19 to Bengals' six-yard line. Mike Cofer kicks 23-yard FG at 8:48.

11/10/91 — Pittsburgh 33, CINCINNATI 27. Steelers win toss and punt. Steelers recover Bengals fumble on Pittsburgh 37, then score on 26-yard pass from Neil O'Donnell to Eric Green at 8:28.

9/13/92 — CINCINNATI 24, Los Angeles Raiders 21. Raiders win toss, fumble kickoff, and Cincinnati's Antoine Bennett recovers at L.A. 21. Jim Breech kicks 34-yard field goal at 13:59.

11/8/92 — Cincinnati 31, CHICAGO 28. Bears win toss. Bengals force punt and drive to Bears' 18. Jim Breech kicks 36-yard FG at 6:21.

11/6/94 — Cincinnati 20, SEATTLE 17. After Bengals defense stops Seahawks twice, Jeff Blake passes 76 yards to Darnay Scott, to Seahawks' seven-yard line. Doug Pelfrey kicks 26-yard field goal at 6:46.

9/3/95 — Cincinnati 24, INDIANAPOLIS 21. Bengals win toss, and drive 54 yards in six plays to set up 47-yard Doug Pelfrey field goal at 12:24. It was the fourth overtime victory in a row for Cincinnati.

10/29/95 — Cleveland 29, CINCINNATI 26. Browns punt, Bengals punt and Browns punt again, all with no first downs. On Bengals' second possession, Dana Hall intercepts Jeff Blake's pass and returns to Bengals' 45. Browns drive for Matt Stover's 28-yard FG with 8:30 left.

10/6/96 — Houston 30, CINCINNATI 27. Bengals win toss and punt. Houston drives 51 yards in eight plays to win on Al Del Greco's 49-yard field goal at 10:38.

9/13/98 — Cincinnati 34, DETROIT 28. Lions win toss and make one first down to their 40, but Bengals' Corey Sawyer intercepts Scott Mitchell pass on subsequent third down and returns it 58 yards for TD with 12:54 remaining.

12/2/01 — Tampa Bay 16, CINCINNATI 13. Bucs win toss, and Mark Royals' punt pins Bengals at their four-yard line. On Bengals' first snap, John Lynch forces a fumble by Corey Dillon and recovers at Cincinnati three-yard line. On the next play, Bucs' Martin Gramatica kicks 21-yard field goal with 9:54 left.

12/30/01 — CINCINNATI 26, Pittsburgh 23. Steelers win toss, and Josh Miller's punt pins Bengals at their one. But Cincinnati QB Jon Kitna leads 86-yard, 11-play drive to set up 31-yard FG by Neil Rackers at 4:08.

10/5/03 — BUFFALO 22, Cincinnati 16. Bengals win toss and punt. Buffalo takes over at its 43 after a 29-yard Cincinnati punt, and Bills drive for Travis Henry's two-yard TD run with 11:07 left.

12/31/06 — Pittsburgh 23, CINCINNATI 17. Steelers win toss and score on their third scrimmage play, as WR Antonio Holmes finds a seam after short reception and sprints for a 67-yard touchdown just 1:33 into overtime.

9/21/08 — N.Y. GIANTS 26, Cincinnati 23. Giants win toss. Each team forced to punt on its first possession. On their second possession, Giants drive 62 yards in seven plays, setting up John Carney's 22-yard field goal with 8:39 remaining.

11/16/08 — CINCINNATI 13, Philadelphia 13. The Bengals and Eagles played the full overtime without a score, posting the first NFL tie since 2002. It was only the second tie in Bengals history, joining a 31-31 deadlock in 1969 at Houston that went only four quarters. (Overtime was not added to the regular season schedule until 1974.) The Eagles advanced no farther than their 42-yard line during the extra period. The Bengals moved to the Philadelphia 29 with :07 remaining, but Shayne Graham was wide right with a 47-yard field goal try.

Paul Brown, who left the Cleveland Browns following the 1962 season with an NFL record of 115-49-6, seven conference titles, and three NFL championships, had the urge to get back into football. His son Mike did a study on pro football expansion and recommended Cincinnati as a potential site. In **1965**, Brown met with Ohio Governor James Rhodes and the two agreed the state could accommodate a second pro football team.

1966 Fearful the Reds baseball team would leave town and feeling pressure from local businessmen pushing for a pro football franchise, Cincinnati's city council approved the construction of Riverfront Stadium.

1967 Brown's group was awarded an AFL expansion franchise. Brown called the team the Bengals, the name of Cincinnati's pro teams in the old AFL of the late 1930s. The Bengals acquired their first player late in the year when they traded two draft picks to Miami for QB John Stofa.

1968 The Bengals were awarded 40 veteran players in the allocation draft. In the college draft, they selected Tennessee center Bob Johnson as their first pick. The Bengals lost their first preseason game, 38-14, to Kansas City, before 21,682 fans at Nippert Stadium. The Bengals upset Denver, 24-10, and Buffalo, 34-23, in their first two regular-season home games. Paul Robinson led the AFL in rushing with 1,023 yards and he was named Rookie of the Year.

1969 Brown drafted quarterback Greg Cook of the Univ. of Cincinnati in the first round. The same draft also produced linebacker Bill Bergey. The Bengals jumped out to a 3-0 record, but finished 4-9-1. Brown was named AFL Coach of the Year. Bergey was honored as the AFL Defensive Rookie of the Year, and Cook won the AFL passing title.

1970 The NFL-AFL merger took place before the season, and the Bengals made their first NFL campaign a memorable one. After losing 6 of their first 7 games, they rallied to finish 8-6 and win the new AFC Central Division. In their first playoff game, they lost, 17-0, to eventual Super Bowl champion Baltimore. QB Greg Cook was forced to the Injured Reserve list in training camp with a shoulder injury that would end his career, and Virgil Carter took over as the starter.

1971 The Bengals drafted QB Ken Anderson in the third round. Anderson would go on to play 16 seasons for the club and set numerous team passing records.

1972 Anderson unseated Carter as the starting QB and the Bengals won three of the last four games to finish 8-6. DT Mike Reid and WR Chip Myers were

selected for the Pro Bowl.

1973 The Bengals split their first eight games, then swept their last six and won their second AFC Central Division title. Cincinnati lost to Miami, 34-16, in the AFC playoffs. Rookie Boobie Clark, who finished the year with 988 yards rushing and 45 pass receptions, was named AFC Rookie of the Year. Essex Johnson led Cincinnati with a career-high 997 yards rushing and rookie Isaac Curtis caught 45 passes.

1974 Cincinnati traded Bill Bergey to Philadelphia for two first-round draft choices and a third-round pick in 1977. Jim LeClair replaced Bergey at middle linebacker. Anderson won the NFL passing championship and completed a club-record 64.9 percent of his attempts. Cornerback Lemar Parrish led the NFL in punt returns.

1975 The Bengals opened with six straight wins and went on to post an 11-3 record, their best regular-season mark. The Bengals qualified as the AFC wild card team for the playoffs, but they lost to Oakland, 31-28, in the playoffs. Anderson won his second NFL passing championship. A serious blow was the loss of defensive tackle Mike Reid, who retired at age 26 to pursue a career in music.

1976 Brown announced his retirement after 41 seasons of coaching and named Bill Johnson, his long-time assistant, as the successor. Brown continued to serve as the club's general manager and vice president. The Bengals acquired defensive end Coy Bacon in a trade with San Diego and drafted halfback Archie Griffin, the two-time Heisman Trophy winner from Ohio State. The Bengals won nine of their first 11 games and finished 10-4, but did not make the playoffs. Cornerback Ken Riley led the AFC with nine interceptions.

1977 A loss to Houston in the final game cost the Bengals a spot in the playoffs. The team finished with an 8-6 record.

1978 QB Ken Anderson missed the first four games with a broken bone in his right hand, and Homer Rice replaced Bill Johnson as head coach after the Bengals started 0-5. The team dipped to marks of 0-8 and 1-12 before rebounding under Rice to win the last three games. In the season finale, the Bengals blasted Cleveland, 48-16, setting series records for points and victory margin.

1979 Fullback Pete Johnson powered his way to 15 touchdowns, but the Bengals struggled to their second straight 4-12 record. After the season, former Cleveland coach Forrest Gregg was named to replace Homer Rice as Bengals head coach.

1980 The Bengals went 6-10 and managed

only 244 points, lowest in the AFC. They did upset defending Super Bowl champion Pittsburgh twice. First-round draft choice Anthony Muñoz began his Hall of Fame career.

1981 The Bengals unveiled new uniforms with tiger-striped helmets, jerseys and pants. They had at least a share of the AFC Central lead the entire season and, on Dec. 13, Anderson threw two touchdown passes as the Bengals clinched the division with a 17-10 win over the Steelers. Anderson led the NFL in passing with a 98.5 rating. On Jan. 3, the Bengals beat Buffalo, 28-21, in an AFC Divisional Playoff game. A week later, playing in their first AFC Championship Game, the Bengals defeated San Diego, 27-7, at Riverfront Stadium in a temperature of nine degrees below zero with a wind-chill factor of minus-59. In Super Bowl XVI on Jan. 24 in Pontiac, Mich., the Bengals trailed 20-0 at halftime and lost to San Francisco, 26-21.

1982 The Bengals posted a 7-2 record in a strike-shortened season to earn a postseason berth, but lost to the Jets in the first round of the playoffs, 44-17. Anderson led the AFC in passing for the fourth time as the Bengals boasted the second-best offense in the NFL.

1983 The Bengals started the season by losing six of their first seven games and finished 7-9. Despite the losing record, the Bengals claimed the top overall defense in the NFL. In the offseason, Gregg resigned as head coach and Sam Wyche was named as his replacement.

1984 Pete Johnson was traded to San Diego for running back James Brooks. The Bengals lost their first five games, then bounced back to win eight of the last 11 and force the AFC Central Division championship race into the final week of the season, only to fall a game short of Pittsburgh. Cincinnati finished 8-8.

1985 Wide receiver Isaac Curtis, a premier Bengal for 12 years, retired shortly before training camp opened. Second-year QB Boomer Esiason replaced Ken Anderson. The Bengals set a club scoring record with 441 points.

1986 Boomer Esiason passed for a team-record 3959 yards and James Brooks rushed for 1087 yards as the Bengals went 10-6, narrowly missing a playoff berth. Linebacker Reggie Williams was selected NFL Man of the Year for his efforts with charity and the community.

1987 The Bengals posted a 4-11 record in a strike-interrupted season. Individual bright spots included Jim Breech leading the AFC in scoring with 97 points, Anthony Muñoz being voted to his seventh straight Pro Bowl, and nose tackle Tim Krumrie making his first Pro Bowl.

1988 The Bengals brought about one of the biggest turnarounds in NFL history by rising from their

4-11 finish of 1987 to a 12-4 regular-season record. They won the AFC Central Division title, and defeated Buffalo, 21-10, for the AFC Championship on Jan. 8 (1989). On Jan. 22 (1989), they appeared in their second Super Bowl and lost, 20-16, to San Francisco when the 49ers scored a touchdown with 34 seconds remaining in the game. Coach Sam Wyche's team posted a 14-5 mark in regular and postseason play, best in the NFL. Wyche received numerous honors for his brilliant coaching and nine Bengals were selected for the Pro Bowl — QB Boomer Esiason, NT Tim Krumrie, OT Anthony Muñoz, G Max Montoya, TE Rodney Holman, WR Eddie Brown, RB James Brooks, S David Fulcher and CB Eric Thomas. Esiason was voted the NFL's Most Valuable Player. In January of '88, LB Reggie Williams received the "Sportsman of the Year" award from *Sports Illustrated*. Rookie "Ickey" Woods led the Bengals in rushing with 1,066 yards.

1989 The Bengals traded their first round draft choice to Atlanta for three later selections. Hit hard by injuries throughout the season, the Bengals went 8-8 and narrowly missed a spot in the playoffs, despite outscoring the opposition 404-285.

1990 The Bengals posted a 9-7 regular-season record to win the AFC Central Division and move into the playoffs, where they defeated the Houston Oilers, 41-14, before losing to the Los Angeles Raiders, 20-10, in the second round.

1991 Paul Brown, founder of the Bengals and a member of the Pro Football Hall of Fame, died Aug. 5. The Bengals had a 3-13 season record. Dave Shula replaced Sam Wyche as head coach following the season.

1992 The Bengals had a 5-11 record, but Harold Green rushed for 1,170 yards and was selected to play in the Pro Bowl. All-Pro OT Anthony Muñoz played his final game.

1993 Quarterback Boomer Esiason was traded to the New York Jets for a third-round draft choice. The young Bengals lost their first 10 games before defeating the Raiders. Cincinnati then had wins over the Rams and Falcons in the final weeks of the season to finish 3-13.

1994 The Bengals lost their first eight games of the season. With quarterbacks David Klingler and Erik Wilhelm sidelined with injuries, third-string QB Jeff Blake started in Game 8 against two-time defending Super Bowl champion Dallas and nearly pulled off an upset before losing, 23-20. Blake kept his starting role for the rest of the season, passing for 2154 yards and 14 TDs. The Bengals finished 3-13.

1995 The Bengals traded up in the draft's first round for the first time, and selected Penn State RB Ki-Jana Carter with the No. 1 overall pick, obtained

from Carolina. Carter suffered a knee injury in the third preseason game and missed his entire rookie season. Nonetheless, the Bengals made a dramatic improvement over the previous four years, going 7-9 with five losses by just three points each. QB Jeff Blake, WR Carl Pickens and PK Doug Pelfrey posted record Bengal seasons, and Blake and Pickens went on to start in the Pro Bowl.

1996 On March 19, Hamilton County voters approved a half-cent sales tax increase to fund two new stadiums, taking a major step to ensure the Bengals' future in Cincinnati. The team lost six of its first seven games, but Cincinnati's fortunes took a U-turn after offensive coordinator Bruce Coslet was promoted to head coach Oct. 21, replacing Dave Shula. Coslet directed the team to a 7-2 finish, including a 5-0 mark at Cinergy Field, and the final 8-8 record was Cincinnati's first .500-or-better season since 1990. The defense set a team record with 34 interceptions, and CB Ashley Ambrose was named a Pro Bowl starter along with WR Carl Pickens, who caught 100 passes to break his own team receptions record.

1997 The Bengals and Hamilton County officials reached agreement on a western riverfront site for a new football stadium and, on May 29, team president Mike Brown signed a lease committing the team through 2026. The team and the county declined to sell naming rights, christening the facility Paul Brown Stadium in honor of the Bengals' founder. The team held training camp in a new complex at Georgetown (Ky.) College, ending its 29-year arrangement at Wilmington (Ohio) College. On the field, the team suffered a 1-7 start but rallied to go 6-2 in the second half and finish 7-9. Rookie HB Corey Dillon rushed for 1129 yards, third-most in club history, and his 246-yard effort vs. Tennessee on Dec. 4 broke Jim Brown's 40-year-old NFL single-game rookie record. Boomer Esiason started the last five games at QB and posted a 106.9 passer rating for the season.

1998 Demolition work for Paul Brown Stadium began early in the year, and official groundbreaking for the new facility was held April 25. HB Corey Dillon rushed for 1130 yards, third-most in team history, and became the first Bengal to top the 1000-yard rushing mark in each of his first two seasons.

1999 Throughout the year, work continued on Paul Brown Stadium, the team's new, state-of-the-art home on the Cincinnati riverfront. But the final season at Cinergy Field was not a success, as the team endured a 1-10 start before rallying to win three of its last five for a 4-12 finish. Corey Dillon rushed his way to the Pro Bowl with 1200 yards, second-most in team history. Kickoff returner Tremain Mack also made the Pro Bowl, leading the AFC with a club-record average

of 27.1 yards per return.

2000 The Paul Brown Stadium era began on Aug. 19, as the Bengals christened Cincinnati's new football showplace with a 24-20 preseason win over the Chicago Bears. WR Peter Warrick scored the first Bengals points in PBS on a 14-yard end-around run in the first quarter. In the stadium's Grand Opening regular-season game Sept. 10 vs. Cleveland, a Cincinnati sports record crowd of 64,006 turned out, but the Browns won the game, 24-7. Rookie WR Ron Dugans scored the first Bengals regular-season points in PBS on a four-yard TD pass from Akili Smith. The Bengals drew four other crowds which exceeded the pre-PBS record for a sports crowd in Cincinnati, but the Browns game stood as the new record. On Sept. 25, following an 0-3 start to the season, Bruce Coslet resigned as head coach and was replaced by assistant head coach/defensive coordinator Dick LeBeau. The team finished 4-9 under LeBeau, including 4-6 in the final 10 games and a 2-2 mark in the final four. On Dec. 20, LeBeau signed a multi-year contract to begin in 2001. LeBeau's first victory, on Oct. 22 vs. Denver, featured an NFL-record 278 rushing yards by Corey Dillon, who went on to set a Bengals record of 1435 yards for the season, earning his second straight trip to the Pro Bowl.

2001 In his first full season as Bengals head coach, Dick LeBeau fashioned a two-game improvement over the previous season with a 6-10 record. It was the Bengals' most wins since 1997. The team displayed a foundation for the future in a young defense that ranked No. 9 in the NFL, the club's highest rank since 1989. HB Corey Dillon led the offense with 1315 rushing yards, second-most in team history — behind his own 1435 total of the year before — and Dillon moved to within 238 yards of James Brooks for the all-time team rushing lead. Security procedures at Paul Brown Stadium were significantly increased in response to the Sept. 11 terrorist attacks, but the full home schedule was played without incident. On Oct. 14, the Bengals re-set their own record for the largest crowd ever at a Cincinnati sports event, as 64,217 fans watched Cincinnati defeat Cleveland, 24-14. Due to the terrorist attacks, the Bengals' Sept. 16 game at Tennessee was postponed, and the season was extended a week to allow postponed games to be played the weekend of Jan. 6 (2002).

2002 The Bengals entered the season with high hopes after an encouraging 2001 finish. But despite some noteworthy individual performances, the team sunk to the worst record (2-14) in franchise history. The team was hit hard by injuries, losing the league's second-highest number of games by starters. The offense got off to a very slow start with free agent signee Gus Frerotte at QB, and Cincinnati was outscored

119-23 in the first four games. The offense perked up noticeably after 2001 starter, Jon Kitna, returned to the No. 1 QB role. For the first time since 1989, Cincinnati had a 3000-yard passer (Kitna), a 1000-yard rusher (Corey Dillon) and a 1000-yard receiver (Chad Ochocinco). The Bengals set a team record for pass completions (350). But the team was 0-7 before getting a win at Houston. The defense was inconsistent, and with nine touchdowns allowed on special teams or by the offense, the Bengals as a team allowed the second-most points (456) in club history. On Dec. 30, it was announced that head coach Dick LeBeau would not be retained for 2003.

2003 The Bengals launched a new era on Jan. 14, when Marvin Lewis was hired as the ninth head coach in franchise history. The results wound up being nationally noted, as the club drew a then-record regular-season attendance of 479,488 to watch Lewis' first team finish 8-8, six games better than the 2-14 Bengals of 2002. Architect of the Baltimore Ravens' record-setting Super Bowl defense in 2000, Lewis received a broad mandate from ownership to implement his program. Though the Bengals missed the playoffs — eliminated on the final weekend of the season — their six-game improvement was the biggest of any NFL team from '02 to '03. It was also the second-biggest one-year improvement in Bengals history. Lewis finished second to Bill Belichick, coach of the World Champion New England Patriots, in *Associated Press* voting for NFL Coach of the Year. The season included the four largest pro sports crowds in Cincinnati history (to that time), topped by 65,362 on Dec. 28 vs. Cleveland, and the highlight game was a 24-19 win on Nov. 16 over an unbeaten (9-0) Kansas City team. WR Chad Ochocinco led the AFC with 1355 receiving yards, and LOT Willie Anderson joined Johnson in the Pro Bowl. Prior to the season, the Bengals had the No. 1 overall pick in the NFL Draft for the third time in team history, and chose Southern California QB Carson Palmer. Palmer did not play as a rookie, as veteran Jon Kitna was the only NFL QB to play every offensive snap for his team.

2004 In their second season under head coach Marvin Lewis, the Bengals attracted record home attendance. All eight regular-season games at Paul Brown Stadium were sellouts — the first sold-out regular season since 1992 at Riverfront Stadium — and the total regular-season attendance of 524,248 put the team over the half-million mark for the first time. A record home crowd of 65,806 (later topped) saw the Bengals host Denver on Monday night, Oct. 25. The team finished 8-8 on the field, a creditable performance given that injuries were severe (18 players were placed on season-ending medical reserve lists) and that QB Carson Palmer was seeing his first NFL playing time.

HB Rudi Johnson rushed for a club-record 1454 yards (since broken), and the team had four players named to the Pro Bowl, its highest total since 1990. The Pro Bowl quartet was HB Rudi Johnson, WR Chad Ochocinco, OT Willie Anderson and CB Tory James. K Shayne Graham set a club record with 122 points (a mark he later broke). Home games were played on a new, synthetic FieldTurf surface, on which installation was complete in early July. The team also made its first significant uniform change since 1981. The signature striped helmet was not changed, but the jersey design was modernized, black pants were added as a regular option to white pants, and a special-occasion orange jersey was added for up to two games per year.

2005 In head coach Marvin Lewis' third season, the Bengals returned to the playoffs, winning the AFC North Division title with an 11-5 record. Cincinnati lost 31-17 to Pittsburgh in a Wild Card round playoff game at Paul Brown Stadium, losing QB Carson Palmer to a serious knee injury on the club's second offensive snap. Palmer was among five Bengals voted to the Pro Bowl, the largest Bengals contingent since the 1989 team placed six. The other 2005 season Pro Bowlers were OT Willie Anderson, K Shayne Graham, WR Chad Ochocinco and CB Deltia O'Neal. On Dec. 29, just before the end of the regular season, Palmer signed a new agreement with the club, extending his contract through 2014. A number of club individual single-season records were set, including 32 TD passes by Palmer; 1432 receiving yards by Chad Ochocinco (since broken); 1458 rushing yards by Rudi Johnson; 10 INTs by O'Neal; and 131 points by Graham. The club posted a record regular-season attendance of 526,469 (later surpassed), and another sellout for the playoff game vs. Pittsburgh pushed to 20 the team's streak of consecutive regular and postseason home sellouts. The season's home crowds included the top four attendance figures in franchise history (to that time), headed by 66,104 for the Bengals-Steelers game on Oct. 23.

2006 For the first time since 1992, the Bengals sold out all games before the season began, and a waiting list was established for new season ticket buyers. The regular-season attendance mark was 527,870, as the club set a record for the third straight year. It was also announced prior to the season that head coach Marvin Lewis signed a contract extension through 2010. Lewis completed his fourth season by joining Paul Brown as the only Bengals head coaches to go four straight seasons without a losing record, but though the team remained in contention until the final weekend, it missed the playoffs with an 8-8 mark. QB Carson Palmer set a club record with 4035 passing yards (since surpassed), and he boldfaced his status as the cornerstone of the roster by winning the Most

Valuable Player Award in the Pro Bowl on Feb. 10, 2007. He was the first Bengal to win the award. Other individual Bengals achievements in '06 included an NFL receiving yards title for Chad Ochocinco (1369), the first such crown in Bengals history, and Johnson also became the first NFL player to lead the AFC or NFC in receiving yards for a fourth consecutive season. Palmer, Johnson and OT Willie Anderson each were named to the Pro Bowl.

2007 In a Harris Interactive survey released in February, Paul Brown Stadium was the only football stadium to make a list of "America's favorite 150 buildings and structures." PBS ranked 101st on the list, whose range included all manner of major structures (the Empire State Building ranking first). Among all sports venues, only Wrigley Field (31) and Yankee Stadium (84) ranked higher than PBS. For the second straight season, the Bengals sold out all games before the season began, and the team ran to 36 its streak of consecutive home sellouts (regular and postseason). The team entered the season with high expectations, with its first two home games selected for ESPN Monday Night Football. But the season's first half ended with a disappointing 2-6 record, and a second-half rally lifted the club only to 7-9, the first losing season for head coach Marvin Lewis. WR T.J. Houshmandzadeh tied for the league receptions title (112) — becoming the first Bengal

ever to lead or share the league lead. Other notable statistical accomplishments included Chad Ochocinco breaking his own team record with 1440 receiving yards, Carson Palmer re-setting two of his own marks with 4131 passing yards and 373 completions, and Shayne Graham kicking a club-record 31 field goals while re-setting his own mark for season field goal accuracy (91.2 percent). Houshmandzadeh and Chad Ochocinco earned trips to the Pro Bowl.

2008 With a club-record 23 players sent to the Reserve/Injured list, the Bengals struggled to a 4-11-1 finish. That list of 23 did not include the biggest missing name, QB Carson Palmer, who stayed on the roster all season but played in only four games due to an elbow injury. Ryan Fitzpatrick replaced Palmer at QB. The team partly salvaged the season, going 4-3-1 in the campaign's second half, but that was after an 0-8 start. Though the offense was near record lows in many statistical categories, the defense was promising under new coordinator Mike Zimmer, rising to a No. 12 NFL yardage ranking, the team's best since 2001. All home games were declared sold out before the season began, and at season's end, the team's sellout streak (regular and postseason) was extended to a franchise-record 44, breaking a mark of 43 that had been set over the course of 1988-92. The Bengals' 13-13 tie on Nov. 16 vs. Philadelphia was the NFL's first deadlock since 2002.

BENGALS DOUBLE-DIGIT CLUB

Twenty-three players share the distinction of having played 10 or more seasons for the Bengals:

<u>Player, Pos.</u>	<u>Years</u>	<u>Seasons</u>
Ken Anderson, QB	16	1971-86
Ken Riley, CB	15	1969-83
Reggie Williams, LB	14	1976-89
Jim Breech, K	13	1980-92
Rich Braham, C-G	13	1994-2006
Anthony Munoz, OT	13	1980-92
Joe Walter, OT	13	1985-97
Willie Anderson, OT	12	1996-2007
Isaac Curtis, WR	12	1973-84
Eddie Edwards, DE-DT	12	1977-88
Bob Johnson, C	12	1968-79
Bruce Kozerski, OL	12	1984-95

<u>Player, Pos.</u>	<u>Years</u>	<u>Seasons</u>
Tim Krumrie, NT	12	1983-94
Jim LeClair, LB	12	1972-83
Glenn Cameron, LB	11	1975-85
Rodney Holman, TE	11	1982-92
Lee Johnson, P-K	11	1988-98
Max Montoya, G-OT	11	1979-89
Louis Breeden, CB	10	1978-87
Boomer Esiason, QB	10	1984-92, 97
Dave Lapham, G	10	1974-83
Pat McNally, P-WR	10	1976-85
Bob Trumpy, TE-WR	10	1968-77

BENGALS PRO BOWL HISTORY

Former Bengals tackle Anthony Muñoz was selected to play in 11 AFC-NFC Pro Bowl games. At the time of his retirement (1992), that was the most selections of any player in NFL history.

Bengals selected for the NFL Pro Bowl and AFL All-Star games — listed both by player and by year.

— BY PLAYER —

Player	Selections	Year(s)*
Anthony Muñoz, OT	11	1981-91
Lemar Parrish, CB	6	1970-71, 1974-77
Chad Ochocinco, WR	5	2003-07
Ken Anderson, QB	4	1975-76, 1981-82
Willie Anderson, OT	4	2003-06
James Brooks, RB	4	1986, 1988-90
Isaac Curtis, WR	4	1973-76
Bob Trumpy, TE	4	1968-70, 1973
Tommy Casanova, S	3	1974, 1976-77
Cris Collinsworth, WR	3	1981-83
Corey Dillon, RB	3	1999-2001
Boomer Esiason, QB	3	1986, 1988-89
David Fulcher, S	3	1988-90
Rodney Holman, TE	3	1988-90
Max Montoya, G	3	1986, 1988-89
Coy Bacon, DE	2	1976-77
Tim Krumrie, NT	2	1987-88
Carson Palmer, QB	2	2005-06
Carl Pickens, WR	2	1995-96
Mike Reid, DT	2	1972-73
Paul Robinson, RB	2	1968-69
Ashley Ambrose, CB	1	1996
Bill Bergey, LB	1	1969
Jeff Blake, QB	1	1995
Eddie Brown, WR	1	1988
Shayne Graham, K	1	2005
Harold Green, RB	1	1992
T.J. Houshmandzadeh, WR	1	2007
Tory James, CB	1	2004
Bob Johnson, C	1	1968
Pete Johnson, FB	1	1981
Rudi Johnson, RB	1	2004
Jim LeClair, LB	1	1976
Tremain Mack, KR	1	1999
Pat McNally, P	1	1981
Chip Myers, WR	1	1972
Lorenzo Neal, FB	1	2002
Deltha O'Neal, CB	1	2005
Dan Ross, TE	1	1982
Eric Thomas, CB	1	1988

*Year listed is season during which player earned Pro Bowl selection (not calendar year in which Pro Bowl game was played).

— BY YEAR —

Year*	Player(s)
1968 —	C Bob Johnson, RB Paul Robinson, TE Bob Trumpy
1969 —	LB Bill Bergey, RB Paul Robinson, TE Bob Trumpy
1970 —	CB Lemar Parrish, TE Bob Trumpy
1971 —	CB Lemar Parrish
1972 —	WR Chip Myers, DT Mike Reid
1973 —	WR Isaac Curtis, DT Mike Reid, TE Bob Trumpy
1974 —	S Tommy Casanova, WR Isaac Curtis, CB Lemar Parrish
1975 —	QB Ken Anderson, WR Isaac Curtis, CB Lemar Parrish
1976 —	QB Ken Anderson, DE Coy Bacon, S Tommy Casanova, WR Isaac Curtis, LB Jim LeClair, CB Lemar Parrish
1977 —	DE Coy Bacon, S Tommy Casanova, CB Lemar Parrish
1978 —	(none)
1979 —	(none)
1980 —	(none)
1981 —	QB Ken Anderson, WR Cris Collinsworth, FB Pete Johnson, P Pat McNally, OT Anthony Muñoz
1982 —	QB Ken Anderson, WR Cris Collinsworth, OT Anthony Muñoz, TE Dan Ross
1983 —	WR Cris Collinsworth, OT Anthony Muñoz
1984 —	OT Anthony Muñoz
1985 —	OT Anthony Muñoz
1986 —	RB James Brooks, QB Boomer Esiason, G Max Montoya, OT Anthony Muñoz
1987 —	NT Tim Krumrie, OT Anthony Muñoz
1988 —	RB James Brooks, WR Eddie Brown, QB Boomer Esiason, S David Fulcher, TE Rodney Holman, NT Tim Krumrie, G Max Montoya, OT Anthony Muñoz, CB Eric Thomas
1989 —	RB James Brooks, QB Boomer Esiason, S David Fulcher, TE Rodney Holman, G Max Montoya, OT Anthony Muñoz
1990 —	RB James Brooks, S David Fulcher, TE Rodney Holman, OT Anthony Muñoz
1991 —	OT Anthony Muñoz
1992 —	RB Harold Green
1993 —	(none)
1994 —	(none)
1995 —	QB Jeff Blake, WR Carl Pickens
1996 —	CB Ashley Ambrose, WR Carl Pickens
1997 —	(none)
1998 —	(none)
1999 —	HB Corey Dillon, KR Tremain Mack
2000 —	HB Corey Dillon
2001 —	HB Corey Dillon
2002 —	FB Lorenzo Neal
2003 —	OT Willie Anderson, WR Chad Ochocinco
2004 —	OT Willie Anderson, CB Tory James, WR Chad Ochocinco, HB Rudi Johnson
2005 —	OT Willie Anderson, K Shayne Graham, WR Chad Ochocinco, CB Deltha O'Neal, QB Carson Palmer
2006 —	OT Willie Anderson, WR Chad Ochocinco, QB Carson Palmer
2007 —	WR T.J. Houshmandzadeh, WR Chad Ochocinco
2008 —	(none)

Anthony Muñoz puts Bengals stamp on Pro Football Hall of Fame



Anthony Muñoz, who defined the art of playing offensive tackle in the National Football League, is the only player who performed primarily for the Bengals to gain entry to the Pro Football Hall of Fame. Muñoz was inducted, along with four other players, on Aug. 1, 1998, at the Hall of Fame in Canton, Ohio.

Muñoz chose his son, Michael, as his presenter for the Hall of Fame induction ceremony. Muñoz and his wife, DeDe, also have a daughter, Michelle.

1998 was the first year of Hall eligibility for Muñoz, whose final NFL season was 1992 with the Bengals. Including the 2008 class, only 26 percent of Hall inductees have had the honor of first-ballot election (66 of 253).

"Anthony's induction was very gratifying to our organization and to all of our fans," said Mike Brown, Bengals president. "It was particularly so because the selectors recognized Anthony as a truly special player and person who deserved election on his first try. During his playing days, no one in the NFL was better. It's justifiable to consider him as the best offensive lineman ever, and he has conducted his personal and family life in a way that is a great credit to the Bengals and the NFL."

Muñoz' off-field efforts earned him the NFL's prestigious Man of the Year Award in 1991.

Muñoz was a consensus All-American at the University of Southern California, and the Bengals claimed him with the third overall pick in the 1980 draft, despite the fact some teams considered him damaged goods due to past knee surgery. The move turned out as the best draft gamble in franchise history, as Muñoz went on to play 13 Bengals seasons (1980-92), including 11 seasons (1981-91) in

which he was chosen for the AFC-NFC Pro Bowl game. At the time of his retirement (1992), that was the most selections of any player in NFL history. He earned All-Pro honors every season from 1981-91.

Muñoz played for the Bengals in each of their Super Bowl appearances, as a second-year player in Super Bowl XVI and as a ninth-year veteran in Super Bowl XXIII.

In 1994, he was one of three offensive tackles named to

the NFL's official 75th Anniversary Team. He joined his fellow tackles from that 75th Anniversary Team — Forrest Gregg and Roosevelt Brown — in the Hall of Fame.

Muñoz' exceptional agility and athleticism is reflected by his entry line in the Bengals' all-time pass receiving statistics. He caught seven passes, playing as a tackle-eligible, and four of those catches were for touchdowns.

In six of his 13 Bengals seasons, Muñoz earned at least one major award as NFL Offensive Lineman of the Year. One award citation, issued by NFL Alumni, reads: "The NFL has three levels of offensive linemen. The bottom rung is for players aspiring to make the Pro Bowl. The next step is for those who have earned all-star

status. Then there's Anthony Muñoz. He's alone at the top, a sure Hall of Famer."

Though there are Hall of Fame members with some Hispanic ancestry, Muñoz is generally considered the first player of primarily Hispanic background to gain entry to the Hall. Muñoz was born in Ontario, Calif. His parents also are native Californians, and his grandparents were born in Chihuahua, Mexico.

One other Hall of Fame player, wide receiver Charlie

Joiner, has a Bengals connection. But Joiner played the majority of his NFL career with the San Diego Chargers. Paul Brown, founder of the Bengals and the Cleveland Browns, also is in the Hall of Fame, but was inducted before the Bengals' first season.

The other 1998 Hall of Fame inductees were defensive back Paul Krause, wide receiver Tommy McDonald, center Dwight Stephenson and linebacker Mike Singletary.



Photo: Peter Brannigan/NFL Photos

WHAT THEY'VE SAID ABOUT ANTHONY MUÑOZ

- **Ritter Collett**, *Dayton Daily News* columnist: "Anthony Muñoz is one of those rare athletes you wish could go on playing forever. Not just because he may be as fine a tackle as ever played in the NFL. Tackles come and go. Quality human beings who put more back into society than they take out are something else."
- Former Bengals head coach **Forrest Gregg**, recalling a pre-draft workout in 1980: "I was pass-rushing him. I put a couple of moves on him and thought I had him set up. But he just jammed me with that big right paw, and I landed right on my rear. I didn't need any more. Right then, I knew we would take him in the draft if he was available. He apologized for knocking me down, but I said, 'Son, don't worry. It was a great move.'"
- **Jim McNally**, Bengals offensive line coach, 1980-94: "The key word is 'athlete.' In the offensive line, you see a lot of guys who are big and strong and fine players, but they're not great athletes. Anthony is a great athlete."
- **Joe Walter**, Bengals OT, 1985-97: "Anthony played great every Sunday for 13 years. Every Monday, I was in the film room, watching him. It was awesome."

BENGALS IN SUPER BOWL XVI

San Francisco 26, Bengals 21

Jan. 24, 1982, at Pontiac Silverdome (Pontiac, Mich.)

Cincinnati outgained San Francisco by 81 yards (356-275), marking the first time in Super Bowl history the losing team led in scrimmage yardage. Bengals QB Ken Anderson set Super Bowl records (since surpassed) for completions (25) and completion percentage (73.5), and his 300 passing yards nearly doubled the 157 by 49ers QB Joe Montana, the game's MVP. But Cincinnati suffered four turnovers to San Francisco's one, and three of those giveaways led to 17 first-half points for the 49ers, who led 20-0 at intermission.

Leading 20-7, San Francisco staged a memorable goal-line stand late in the third quarter, stopping Cincinnati for no gain on three straight plays from the one-yard line. The Bengals still closed the gap to 20-14 with a four-yard TD pass from Anderson to TE Dan Ross with 10:06 left, but the 49ers added FGs of 40 and 23 yards by K Ray Wersching to pull away. Cincinnati crept to within 26-21 with 16 seconds left on a second Anderson-to-Ross TD pass, but San Francisco recovered the Bengals' ensuing onside kick to seal the victory. Wersching's four FGs tied a Super Bowl record (still tied) and Ross' 11 receptions set a Super Bowl record (since tied).

LINEUPS

San Francisco 49ers

OFFENSE

WR Dwight Clark
LT Dan Audick
LG John Ayers
C Fred Quillan
RG Randy Cross
RT Keith Fahnhorst
TE Charlie Young
WR Freddie Solomon
QB Joe Montana
RB Ricky Patton
FB Earl Cooper

DEFENSE

LE Jim Stuckey
NT Archie Reese
RE Dwaine Board
LOLB Willie Harper
LILB Jack Reynolds
RILB Bobby Leopold
ROLB Keena Turner
LCB Ronnie Lott
RCB Eric Wright
SS Carlton Williamson
FS Dwight Hicks

SUBSTITUTES

Dan Bunz, John Choma, Johnny Davis, Fred Dean, Walt Downing, Rick Gervais, John Harty, Allan Kennedy, Amos Lawrence, Milt McColli, Jim Miller, Lawrence Pillers, Craig Puki, Eason Ramson, Bill Ring, Mike Shumann, Lynn Thomas, Ray Wersching, Mike Wilson.

DID NOT PLAY

Guy Benjamin, Walt Easley, Lenvil Elliott, Saladin Martin.

Cincinnati Bengals

OFFENSE

WR Cris Collinsworth
LT Anthony Muñoz
LG Dave Lapham
C Blair Bush
RG Max Montoya
RT Mike Wilson
TE Dan Ross
WR Isaac Curtis
QB Ken Anderson
HB Charles Alexander
FB Pete Johnson

DEFENSE

LE Eddie Edwards
NT Wilson Whitley
RE Ross Browner
LOLB Bo Harris
LILB Jim LeClair
RILB Glenn Cameron
ROLB Reggie Williams
LCB Louis Breedon
RCB Ken Riley
SS Bobby Kemp
FS Bryan Hicks

SUBSTITUTES

Don Bass, Jim Breech, Gary Burley, Oliver Davis, Tom Dinkel, Guy Frazier, Mike Fuller, Archie Griffin, Ray Griffin, Jim Hargrove, M.L. Harris, Rod Horn, Steve Kreider, Pat McInally, Blake Moore, Mike Obrovac, Rick Razzano, Mike St. Clair, John Simmons, David Verser.

DID NOT PLAY

Glenn Bujnoch, Turk Schonert, Jack Thompson.

San Francisco	7	13	0	6	—	26
Cincinnati	0	0	7	14	—	21

TEAM SCORING PLAY QTR-LEFT

S.F.	—	J.Montana 1 run (R.Wersching kick)	1-5:52
S.F.	—	E.Cooper 11 pass from J.Montana (R.Wersching kick)	2-6:53
S.F.	—	R.Wersching 22 field goal	2-0:15
S.F.	—	R.Wersching 26 field goal	2-0:02
CIN	—	K.Anderson 5 run (J.Breech kick)	3-11:25
CIN	—	D.Ross 4 pass from K.Anderson (J.Breech kick)	4-10:06
S.F.	—	R.Wersching 40 field goal	4-5:25
S.F.	—	R.Wersching 23 field goal	4-1:57
CIN	—	D.Ross 3 pass from K.Anderson (J.Breech kick)	4-0:16

Missed FG: None. Attendance: 81,270. Time: 3:21.

	SAN FRANCISCO	CINCINNATI
First downs	20	24
Total net yards	275	356
Net yards rushing	127	72
Net yards passing	148	284
Sacks against-yards lost	1-9	5-16
Passes-completions-interceptions	22-14-0	34-25-2
Punts-avg. yards	4-46.3	3-43.7
Penalties-yards	8-65	8-57
Fumbles-lost	2-1	2-2
Time of possession	30:34	29:26

RUSHING

49ERS	Att	Yds	Lg	TD	BENGALS	Att	Yds	Lg	TD
R.Patton	17	55	10	0	P.Johnson	14	36	5	0
E.Cooper	9	34	14	0	C.Alexander	5	17	13	0
J.Montana	6	18	8	1	K.Anderson	4	15	6	1
B.Ring	5	17	7	0	A.Griffin	1	4	4	0
J.Davis	2	5	4	0					
D.Clark	1	-2	-2	0					

PASSING

49ERS	Att	Cmp	Yds	TD-I	BENGALS	Att	Cmp	Yds	TD-I
J.Montana	22	14	157	1-0	K.Anderson	34	25	300	2-2

RECEIVING

49ERS	No	Yds	Lg	TD	BENGALS	No	Yds	Lg	TD
F.Solomon	4	52	20	0	D.Ross	11	104	16	2
D.Clark	4	45	17	0	C.Collinsworth	5	107	49	0
E.Cooper	2	151	11	1	I.Curtis	3	42	21	0
M.Wilson	1	22	22	0	S.Kreider	2	36	19	0
C.Young	1	14	14	0	P.Johnson	2	8	5	0
R.Patton	1	6	6	0	C.Alexander	2	3	3	0
B.Ring	1	3	3	0					

INTERCEPTIONS

49ERS	No	Yds	Lg	TD	BENGALS	No	Yds	Lg	TD
D.Hicks	1	27	27	0	none				
E.Wright	1	25	25	0					

SACKS: S.F. — F.Dean 1, B.Leopold 1, J.Reynolds 1, J.Stuckey 1, K.Turner 1. **CIN.** — R.Browner 1.

BENGALS IN SUPER BOWL XXIII

San Francisco 20, Bengals 16

Jan. 22, 1989, at Joe Robbie Stadium (Miami, Fla.)

NFL commissioner Pete Rozelle termed it the most exciting of the first 23 games in Super Bowl history, and the result regained some respect for the AFC, which had lost the last four contests by an average of more than 27 points. But the dominant emotion of the day still was heartbreak for head coach Sam Wyche's underdog Bengals, who took a 16-13 lead with 3:20 to play on Jim Breech's 40-yard FG before succumbing to a 92-yard, 11-play TD drive led by San Francisco QB Joe Montana. WR John Taylor's game-winning 10-yard TD catch from Montana came with just 34 seconds remaining. Never before had a Super Bowl been won on a TD so late in the game.

Cincinnati played without FB Stanley Wilson, who was suspended for a substance abuse violation that occurred the night before the game. In addition, the Bengals played almost the entire contest without All-Pro NT Tim Krumrie, who suffered a severe broken leg early in the first quarter.

The teams were tied 3-3 at halftime, tied again at 6-6 late in the third quarter, and then swapped TDs in quick succession. A 93-yard kickoff return by Cincinnati's Stanford Jennings was countered by a four-play San Francisco TD drive. The third of Breech's three FGs gave Cincinnati its third lead of the day before Montana's final heroics saved the day for the 49ers. San Francisco WR Jerry Rice tied a Super Bowl record with 11 receptions (still tied; originally set by Bengals TE Dan Ross in Super Bowl XVI) for 215 yards and one TD, earning the game's MVP award. Montana completed 23 of 36 passes for 357 yards, two TDs and no INTs. The victory made San Francisco the first NFC team to win three Super Bowls.

LINEUPS

Cincinnati Bengals

OFFENSE

WR Tim McGee
LT Anthony Muñoz
LG Bruce Reimers
C Bruce Kozerski
RG Max Montoya
RT Brian Blados
TE Rodney Holman
WR Eddie Brown
QB Boomer Esiason
HB James Brooks
FB Ickey Woods

DEFENSE

LE Jim Skow
NT Tim Krumrie
RE Jason Buck
LOLB Leon White
LILB Carl Zander
RILB Joe Kelly
ROLB Reggie Williams
LCB Lewis Billups
RCB Eric Thomas
SS David Fulcher
FS Solomon Wilcotts

SUBSTITUTES

Leo Barker, Ed Brady, Jim Breech, Barney Bussey, Cris Collinsworth, Rickey Dixon, David Douglas, Eddie Edwards, David Grant, Ira Hillary, Ray Horton, Stanford Jennings, Lee Johnson, Emanuel King, Marc Logan, Skip McClelland, Carl Parker, Jim Riggs, Jim Rourke, Turk Schonert, Daryl Smith, Dave Smith.

DID NOT PLAY

Mike Norseth.

San Francisco 49ers

OFFENSE

WR John Taylor
LT Steve Wallace
LG Jesse Sapolu
C Randy Cross
RG Guy McIntyre
RT Harris Barton
TE John Frank
WR Jerry Rice
QB Joe Montana
RB Roger Craig
RB Tom Rathman

DEFENSE

LE Larry Roberts
NT Michael Carter
RE Kevin Fagan
LOLB Charles Haley
LILB Jim Fahnhorst
RILB Mike Walter
ROLB Keena Turner
LCB Tim McKyer
RCB Don Griffin
SS Jeff Fuller
FS Ronnie Lott

SUBSTITUTES

Mike Cofer, Bruce Collie, Greg Cox, Riki Ellison, Terrence Flagler, Terry Greer, Ron Heller, Barry Helton, Tom Holmoe, Pierce Holt, Brent Jones, Sam Kennedy, Pete Kugler, Bubba Paris, Darryl Pollard, Bill Romanowski, Jeff Stover, Daniel Stubbs, Harry Sydney, Chuck Thomas, Mike Wilson, Eric Wright.

DID NOT PLAY

Steve Young.

Cincinnati	0	3	10	3	—	16
San Francisco	3	0	3	14	—	20

TEAM SCORING PLAY QTR-LEFT

S.F.	—	M.Cofer 41 field goal	1-3:14
CIN	—	J.Breech 34 field goal	2-1:15
CIN	—	J.Breech 43 field goal	3-5:39
S.F.	—	M.Cofer 32 field goal	3-0:50
CIN	—	S.Jennings 93 kickoff return (J.Breech kick)	3-0:34
S.F.	—	J.Rice 14 pass from J.Montana (M.Cofer kick)	4-14:03
CIN	—	J.Breech 40 field goal	4-3:20
S.F.	—	J.Taylor 10 pass from J.Montana (M.Cofer kick)	4-0:34

Missed FG: M.Cofer, S.F. (19L, 49R). **Attendance:** 75,129. **Time:** 3:24.

CINCINNATI SAN FRANCISCO

First downs	13	23
Total net yards	229	453
Net yards rushing	106	112
Net yards passing	123	341
Sacks against-yards lost	5-21	4-16
Passes-completions-interceptions	25-11-1	36-23-0
Punts-avg. yards	5-44.2	4-37.0
Penalties-yards	7-65	4-32
Fumbles-lost	1-0	4-1
Time of possession	32:36	27:24

RUSHING

BENGALS	Att	Yds	Lg	TD	49ERS	Att	Yds	Lg	TD
I.Woods	20	79	10	0	R.Craig	17	71	13	0
J.Brooks	6	24	11	0	T.Rathman	5	23	11	0
S.Jennings	1	3	3	0	J.Montana	4	13	11	0
B.Esiason	1	0	0	0	J.Rice	1	5	5	0

PASSING

BENGALS	Att	Cmp	Yds	TD-I	49ERS	Att	Cmp	Yds	TD-I
B.Esiason	25	11	144	0-1	J.Montana	36	23	357	2-0

RECEIVING

BENGALS	No	Yds	Lg	TD	49ERS	No	Yds	Lg	TD
E.Brown	3	32	17	0	J.Rice	11	215	44	1
C.Collinsworth	3	40	23	0	R.Craig	8	101	40	0
J.Brooks	2	32	20	0	J.Frank	2	15	8	0
T.McGee	2	23	18	0	T.Rathman	1	16	16	0
I.Hillary	1	17	17	0	J.Taylor	1	10	10-t	1

INTERCEPTIONS

BENGALS	No	Yds	Lg	TD	49ERS	No	Yds	Lg	TD
none					B.Romanowski	1	0	0	0

SACKS: **S.F.** — C.Haley 2, M.Carter 1, K.Fagan 1, D.Stubbs 1. **CIN.** — J.Buck 1, D.Fulcher 1, D.Grant 1, R.Williams 1.

CINCINNATI PRO FOOTBALL HISTORY

Cincinnati was home to two other football teams in the National Football League prior to the present-day Bengals.

One of the teams, known as the Cincinnati Celts, was a member of the NFL — then known as the American Professional Football Association — in the league's second season in 1921. That team finished with a 1-3-0 record in its only season.

In 1933, the NFL granted the city another franchise, this time called the Cincinnati Reds. They competed in the league for two seasons before folding. The Reds finished with a 3-6-1 record and fourth place in the league's Western Division in 1933. In 1934, they lost their first eight games before suspending operations. The St. Louis Gunners, an independent team, joined the NFL by buying the Cincinnati franchise and went 1-2 the last three weeks of the season.

It was a third team, however — one which was not a member of the NFL — that eventually proved to be the closest link to today's modern-era team.

In 1937, a team called the Cincinnati Bengals was formed as a member of the rival American Football League. It was that team's nickname which was later adopted by today's NFL franchise.

The 1937 Bengals finished with a 2-4-2 record in their first year, but the AFL folded after the season. The

Bengals continued as an independent team in 1938, playing three NFL teams that year. They beat the Chicago Bears, 17-13, and the Pittsburgh Pirates, 38-0, and tied the Chicago Cardinals, 7-7.

In 1939, the Bengals joined a new AFL, finishing in second place with a 6-2 record. But again, the league folded after the season.

Once again in 1940, another new AFL emerged, and again the Bengals joined. They recorded 1-7-0 and 1-5-2 marks in 1940 and '41, respectively. That AFL suffered the fate of the two AFLs before it, folding after the 1941 season as the United States entered World War II. Only this time, the Bengals folded along with it.

Pro football returned to Cincinnati 26 years later, in 1967, when Paul Brown headed an ownership group which landed an expansion franchise in the modern-era American Football League. Brown, a Pro Football Hall of Famer who founded and coached the Cleveland Browns from 1946-62, picked the name Bengals for the new team "to give it a link with past professional football in Cincinnati."

Hundreds of names were suggested by fans in an effort to name the new Cincinnati team, the most popular being Buckeyes. It was rejected to avoid confusion with the Ohio State Buckeyes.

The Bengals began play in the AFL in 1968. The AFL merged with the NFL in 1970.



1938 Cincinnati Bengals

Front row (left to right): 65-Tarz Carlson, 84-Bud Payne, 60-Cole Wilging, 85-Sig Sigillo, 55-Freddy Wunderlich, 69-Joe Kruse, 14-Blond Blizzard Owen, 80-Norm Cable, 41-Irish Pavkov, 54-Horse Chesney, 64-Pat Howlett, 51-Tiger Martinovich.

Back row: 70-Homer Reynolds, 72-Jug Brown, 75-King Bernard, 73-Socko Wiethe, 88-Bumper McPhail, 61-Earl Warwick, 83-Connie Mack Berry, 81-Phil Bucklew, 82-Bill Muellner, 52-Russ Sweeney, 87-Wild Bill Gerdes, 86-Turk Russ, Coach Dana M. King.

DOUBLING UP

Twice in Bengals history, a Cincinnati player has managed 100-plus yards both rushing and receiving on the same day. HB **Essex Johnson** was the first, rushing for 121 yards on 21 carries and getting 116 yards on two receptions on Sept. 30, 1973 at San Diego. He stood alone in the category until Dec. 7, 1986, when HB **James Brooks** burned the Patriots at New England for 163 yards on 18 rushes and 101 yards on six receptions. Cincinnati won both games.

Bengals opponents have managed double 100-yard performances twice, and Cincinnati lost both of those games. On Nov. 23, 1975, Cleveland HB **Greg Pruitt** had 121 yards on 17 rushes and 106 yards on seven receptions vs. Cincinnati at Cleveland Stadium. On Sept. 22, 1985, San Diego RB **Lionel James** became the only NFL player to record dual 100s at Riverfront Stadium (later renamed Cinergy Field). James had 127 yards on 12 rushes and 118 yards on five receptions.

BENGALS FRANCHISE FIRSTS

FIRST HEAD COACH: Paul Brown, who coached the team from 1968 through '75.

FIRST PLAYER: QB John Stofa, who was acquired in December, 1967, from the Miami Dolphins in a trade for two draft choices. Stofa played for the Bengals in 1968 and '69.

FIRST DRAFT CHOICE: Center Bob Johnson, from the University of Tennessee, was the Bengals' No. 1 draft choice in their inaugural season of 1968.

FIRST GAME: Aug. 3, 1968 — a preseason home game against the Kansas City Chiefs at Nippert Stadium. The Chiefs won, 38-14, in front of 21,682 fans.


FIRST REGULAR-SEASON GAME: On Friday night, Sept. 6, 1968, in San Diego, the Bengals began play in the American Football League. They lost to the Chargers, 29-13.

FIRST BENGALS REGULAR-SEASON SCORING PLAY: On the Bengals' first possession of their first regular-season game — Sept. 6, 1968 at San Diego — RB Paul Robinson scored a touchdown on a 2-yard run. Dale Livingston kicked the extra point for a 7-0 Cincinnati lead. The Chargers came back to win, 29-13.

FIRST REGULAR-SEASON VICTORY: On Sunday, Sept. 15, 1968, the Bengals won their home opener, defeating the Denver Broncos, 24-10. A crowd of 25,049 watched at Nippert Stadium.

FIRST PLAYOFF GAME: On Saturday, Dec. 26, 1970, the Bengals lost to the Baltimore Colts, 17-0, at Memorial Stadium in Baltimore in an AFC Divisional Playoff Game. The Bengals reached the playoffs in just the franchise's third season by winning the AFC Central Division title with an 8-6 regular-season record.

FIRST PLAYOFF GAME VICTORY: On Jan. 3, 1982, the Bengals defeated the Buffalo Bills, 28-21, at Riverfront Stadium in Cincinnati in an AFC Divisional Playoff Game. A week later, the Bengals beat San Diego in the AFC Championship Game to earn a trip to Super Bowl XVI.



The Bengals selected Univ. of Tennessee center Bob Johnson with their first choice in the 1968 NFL-AFL draft. Johnson played 12 seasons for the Bengals, from 1968-79.

BENGALS SELECTIONS IN 1968 AFL EXPANSION DRAFT

FROM BOSTON PATRIOTS

Joe Bellino, RB, Navy
Jim Boudreaux, DT, La. Tech
J.D. Garrett, RB, Grambling
*White Graves, DB, Louisiana St.
Ron Hall, DB, Missouri Valley

FROM BUFFALO BILLS

Gary Bugenhagen, T, Syracuse
Bobby Burnett, RB, Arkansas
*Charlie King, DB, Purdue
Bob Schmidt, T, Minnesota
Rich Zecher, DT, Utah St.

FROM DENVER BRONCOS

Cookie Gilchrist, RB, none
Mike Kellogg, RB, Santa Clara
*Pat Matson, G, Oregon
Henry Sorrell, LB, Tenn.-Chatt.
Lonnie Wright, DB, Colorado St.

FROM HOUSTON OILERS

*Dan Brabham, LB, Arkansas
Joe Bob Isbell, G, Houston
*Willie Lee Jones, DE, Kansas St.
Bob Poole, TE, Clemson
*Andy Rice, DT, Texas Southern

FROM KANSAS CITY CHIEFS

Chris Burford, SE, Stanford
*Sherrill Headrick, LB, Tex. Christian
*Bobby Hunt, DB, Auburn
Al Reynolds, G, Tarkio
*Fletcher Smith, DB, Tennessee St.

FROM NEW YORK JETS

Solomon Brannan, DB, Morris Brown
Bill Brown, T, Texas-El Paso
*John Matlock, C, Miami (Fla.)
*Pete Perreault, G, Boston U.
Jim Waskiewicz, C/LB, Wichita St.

FROM OAKLAND RAIDERS

*Dan Archer, T, Oregon
*Estes Banks, RB, Colorado
Nate Johns, RB, San Diego St.
*Rod Sherman, FL, Southern Cal.
Richard Sligh, DT, N. Car. Central

FROM SAN DIEGO CHARGERS

*Frank Buncom, LB, Southern Cal.
*Jim Griffin, DE, Grambling
Frank Marsh, RB, Oregon St.
Dick Van Raaphorst, PK, Ohio St.
*Ernie Wright, T, Ohio State

*Made Bengals All-Time Roster

BENGALS UNIFORMS — THEN & NOW

1968-79 — THE ORIGINAL

The original Bengals uniform pictured here debuted when the team began play in the modern-era American Football League in 1968, and it defined the team's appearance well beyond the AFL's merger with the National Football League in 1970. Except for its socks and shoes, this uniform remained unchanged for 12 seasons through 1979.

The helmet was orange with a gray facemask. Simple in design, it had "Bengals" arched across both sides in block letters. The letters were black with a thin white outline.

This original uniform had both a black jersey and a white jersey. The black jersey had one orange stripe surrounded by two white stripes on each sleeve. Its uniform numbers were white block numerals, appearing on both the front and back. Likewise, its nameplate had white block letters. The white jersey had an orange stripe surrounded by black stripes on each sleeve, its uniform numbers were black block numerals on the front and back, and it had black block letters on the nameplate.

The team wore the same white pants with both the black and white jerseys of this uniform. The pants had one orange stripe surrounded by two black stripes on the side of each leg. The stripes ran the full length of the legs.

For its first seven seasons, the team wore two sock designs, based on whether it was wearing a black or a white jersey. With black jerseys, the team wore black-topped socks — white socks with a black top from the rim to the bottom of the calf. In the middle of the black top appeared one orange stripe surrounded by two white stripes, matching the striping pattern on the black jersey's sleeves. With white jerseys, the team wore white socks with mid-calf striping that matched the pants and the white jersey's sleeves — one orange stripe surrounded by two black stripes.

The team wore the socks pictured here through 1974. In 1975, the team began wearing only one sock design, regardless of whether it was wearing a black or a white jersey. That sock, pictured with the 1980 uniform illustration on the following page, was white, and at its mid-calf had one black stripe surrounded by two orange stripes.

The team primarily wore black shoes through 1973, and white shoes in 1974 and thereafter.

Interesting facts from this uniform era:

- **Black shoes were in — then out of — style, and now they're back again:** During this time period, neither the AFL nor the NFL had rules requiring players on the same teams to wear shoes of the same color. In the franchise's first six seasons through 1973, most Bengals players chose to wear black shoes. In 1974, the team's dominant shoe color shifted to white. Not until 1990 did the NFL begin to regulate shoe colors. To help standardize uniforms, the league required each team to select a primary shoe color. The Bengals chose white, since that was still the players' color of choice at the time. The white shoes continued to remain in place through 2003. At the players' request, the team switched back to black shoes with its 2004 uniform redesign.

- **Incorrect stripes were placed on cold-weather jersey:** For the entire run of this uniform, the stripes on the sleeves of the official Bengals jersey were slightly separated, while the stripes on the sides of the legs and around the calves of the socks were joined together. However, in wintry conditions throughout this time period, the team often wore special cold-weather versions of its jersey that had long sleeves extending to mid-forearm. Due to an oversight in the designing process at the manufacturer, the stripes on the cold-weather jersey were joined, just like the striping on

1968-79



NOTE: The socks pictured here were worn from 1968-74 only.

the pants and the socks. The discrepancy was never corrected. The cold-weather jersey was worn as needed through the late-1970s. When the uniform was changed in 1980 — and again in '81 — the team chose not to create another cold-weather jersey. In wintry conditions from that point on, players instead wore jerseys with normal-length sleeves on top of long-sleeve undershirts.

1980 — THE CHANGE BEFORE THE STRIPES

While the overall original appearance remained intact, the Bengals' uniform underwent four alterations in 1980 to constitute a subtle — yet noticeable — uniform change.

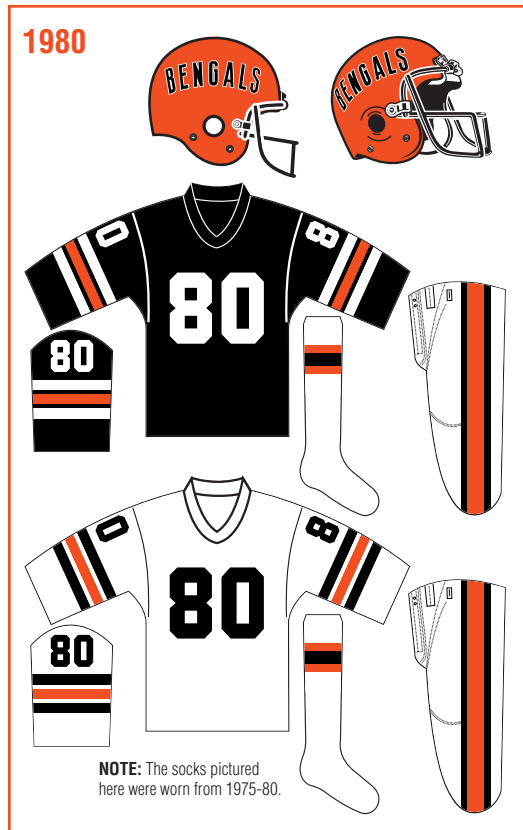
On the helmet, the team made two alterations — it switched facemask colors from gray to black, and added black uniform numbers on the back. On the jersey, the team added uniform numbers to the sides of the sleeves, just above the

existing stripes. And on the pants, the orange stripe was widened to about twice its original thickness, though the width of the surrounding black stripes remained the same.

The socks pictured here — white, with one black stripe surrounded by two orange stripes at its mid-calf — had actually been the team's lone sock design since 1975.

Interesting facts from this uniform era:

• **Television changed football, including the uniforms:** The popularity of professional football grew immensely from the 1960s through the '80s, and much of the NFL's progress throughout that era was attributed to significant television exposure. Television changed the game in many ways, both substantially and minutely. When the Bengals added uniform numbers to the sides of their jersey sleeves in 1980, they were following a slow, evolving uniform design trend that started in the mid-1960s as a result of the league's desire to become more viewer-friendly on television. In fact, uniform numbers that were added to sleeves or shoulders were referred to as "TV numbers," since their placement was intended to aid broadcast announcers and viewers in quickly identifying players from various camera angles. The league did not have a rule requiring teams to place TV numbers on uniforms until 1991, though by that time nearly all uniforms already had them. Also in 1980, the Bengals added uniform numbers to the team's helmet. Those numbers, however, were affixed



for the purpose of quickly identifying which player a helmet belonged to if it was taken off and set down during a game. There still is no league rule requiring teams to place uniform numbers on helmets.

• **The new pants were official in 1980, but debuted in '79:** While the Bengals did not officially add the pants with the widened orange stripe to their uniform until 1980, that design actually appeared on a limited trial basis in 1979. The 1979 trials were not team-wide, with only a few players wearing the new design during select games that season.

(continued)

1981-96 — THE STRIPES

In 1981, the Bengals introduced a bold new uniform which was dramatically different than the relatively conservative designs the team had used since 1968.

Perhaps the most eye-catching distinction of the complete makeover was the team's new helmet. The helmet remained orange and retained its black facemask, but replacing the block-letter "Bengals" logotype were the team's new signature tiger stripes. Six black tiger stripes were placed on the helmet, extending from one side to the other.

Paul Brown, the team's founder who then held the title of Vice President and General Manager, said the team wanted a helmet that would be instantly identifiable with the Cincinnati franchise, something akin to the Baltimore Colts' horseshoe helmet and the San Diego Chargers' lightning bolt helmet.

"You couldn't read 'Bengals' on our helmet from a distance," Brown said at the time. "When you were far away, it looked like Cleveland's helmet."

The black jersey, the white jersey and the white pants of the new uniform featured a black tiger-stripe pattern on top of a wide orange stripe. On the jerseys, the pattern appeared on the shoulders. On the pants, it extended straight down the full length of each leg.

In addition, the uniform numbers on the front and back, as well as those on sides of the sleeves, were given orange outlines. The letters on the players' nameplates, however, remained solid color — white on the black jersey, and black on the white jersey — and were not given outlines.

The new uniform was assigned orange-topped socks — white socks with an orange top from the rim to the bottom of the calf. The team's primary shoe color remained white.

Interesting facts from this uniform era:

- **Sleeves became shorter over time:** From when the Bengals began play in 1968 through the mid-'80s, the sleeve length of the jersey was somewhat long by today's standards, reaching to just above the elbow. In the mid-'80s, sleeves began shortening over time to the current-day length, reaching only to the lower shoulder or upper biceps. By 1991, all of the team's jerseys were made with the shorter sleeves, and the original elbow-length sleeves were never produced again.

- **NFL marks were added in 1991:** Not pictured here, small NFL shield logos were added to the Bengals' helmets, jerseys and pants in 1991. All NFL teams added the logos as part of a minor league-wide alteration. On the helmets, the shields appeared in the rear left area. On the jerseys, it appeared on the front center of the collar. And on the pants, it was placed on the front left area just below the waist. In 2002, the NFL Equipment logo replaced the shield logos on the jerseys and the pants, though the shield remained on the helmet. Though they are not included on these 1981-96 uniform illustrations, the shield and equipment logos are incorporated into the 1997-2003 and '04-present illustrations on the following two pages, respectively.

- **The stripes did not remain entirely the same:** The black tiger-stripe patterns on the shoulders of the jersey and the legs of the pants during this era did not always perfectly match those on the illustrations pictured here. Though hardly noticeable, the patterns differed slightly from one uniform manufacturer to the next. In most cases, the stripes were less wide and more numerous. At the time, minor variations of this nature were considered acceptable as long as they were negligible and did not change the overall appearance of the uniform design.

1981-96



1997-2003 — THE UPDATED STRIPES

In 1997, the Bengals introduced alterations to their uniform which were termed “evolutionary, not revolutionary.” While the helmet remained unchanged and the general look of the uniform remained intact, several modifications were made on the jerseys, pants and socks.

Perhaps the most notable of the changes was the addition of the team’s new leaping tiger logo on the sleeves of the jersey. Because the new logo was placed where uniform numbers previously had been, the numbers on the sleeves were moved to the tops of the shoulders.

Also on the jersey, the black tiger-stripe patterns on the shoulders were simplified with wider stripes. The white jersey was altered further to include black trim on the sleeves and collar. And the letters on the nameplates of both the black jersey and white jersey were given orange outlines to match the jersey numbers, which had been given orange outlines in the uniform’s 1981 redesign.

On the pants, the black tiger-stripe patterns on the sides of the legs were simplified with wider stripes to match the new jersey stripes. And, the orange-topped socks the team had been wearing since 1981 were replaced by black-topped socks.

Interesting facts from this uniform era:

• **Another not so noticeable change was made in 1997:** There was another alteration made with this Bengals uniform change — not in design, but in makeup. All of the jersey numbers and the letters of the nameplates were converted from printed images to stitched fabric. The stitched fabric process — called “tackle twill” — produced more vivid colors, and the result was much more durable. With the nameplate

letters and the jersey numerals altered to tackle twill, the black tiger-stripe pattern on the shoulders and pants were the only remaining printed items. The tiger stripes were not changed because the additional stitching required for tackle twill would have significantly reduced the elasticity of the ends of the shoulders and the sides of the pants. And, since those were considered high-stretch areas, the print process remained the better choice for the tiger stripes.

• **Incorrect stripes were placed on 1999 pants:** Two years after the Bengals made the 1997 alterations, a new manufacturer of the uniforms mistakenly produced pants with the previous tiger-stripe pattern that was used from 1981-96. The discrepancy was considered minor, since most of the 1997 alterations had occurred on the jersey. In fact, the mistake wasn’t even noticed until after the 1999 season had started. Thus, the team wore the incorrectly-striped pants for the rest of the season, and the error was corrected for the following year.

(continued)

1997-2003



NOTE: These black pants were worn in two games in 2003 only (see 2004-present interesting fact on the following page).

2004-PRESENT — THE NEW STRIPES

For the first time in 23 years and just the second time in team history, the Bengals' uniform underwent a complete redesign in 2004.

The team's signature tiger-striped helmet, widely considered among the most distinctive in football since its introduction in 1981, was not altered. The changes to the rest of the new uniform, however, were numerous.

The most noticeable differences from the previous design were the additions of a third jersey, a second pant and a second sock. To supplement its regular black and white jerseys, the team added a special-occasion orange jersey which could be worn in up to two games per year. Black pants were added to the lineup, marking the first time in team history that pants of a color other than white were officially part of the team's uniform. And, the orange-topped sock — worn in the 1981-96 uniform era — returned to the lineup as a mix-and-match option, joining the black-topped sock introduced in '97.

All three jerseys displayed a new tiger-stripe pattern on the shoulders. The black jersey featured orange sleeves, and orange trim on the sleeves and collar. The white and orange jerseys had black sleeves, with black sleeve and collar trim. The sleeves of all three jerseys were given white undersides. On the black and orange jerseys, the white undersides on the sleeves continued as wide stripes down the sides.

Modern, more rounded numerals replaced the block-letter uniform numbers that had adorned Bengals jerseys of the past, and the orange outline on the new numbers was given a shadow effect. In addition, the leaping tiger logo was removed from the sleeve, while the team's new striped "B" logo was placed in the center of the chest area, just below the neckline.

Both pants featured a new tiger-stripe pattern on the sides of the legs. However, unlike the old stripes, the new stripes did not extend straight down the full length of the legs. Instead, the new stripes curved slightly forward to a point just above the knees.

Lastly, the team chose to revert its shoe color from white to black, which had been the primary shoe color from 1968-73.

Interesting fact from this uniform era:

- 2004 black pants were the first to be official, but not the first to be worn:** The Bengals' uniform officially included black pants for the first time in team history in 2004. However, 2004 did not mark the first time the team had worn black pants in a game. A year before, in 2003, the team was granted by the NFL the option to use black pants in two games as part of the redesign process that resulted in the new 2004 uniform. The team exercised that option, wearing black pants on a temporary trial basis for both their 2003 regular-season opener and finale. Those 2003 black pants, however, possessed the team's older tiger-stripe pattern of that era (see 1997-2003 illustrations on previous page), and were never worn again. The black pants that were permanently added to the lineup in 2004 were updated with the new tiger-stripe pattern.

2004-PRESENT



BENGALS LOGOS — THEN & NOW

1967-69 — RUNNING TIGER



The Cincinnati Bengals franchise was founded in 1967, a year before it began play in the modern-era American Football League. For its first logo, the team chose a caricature of a tiger, running with a football under its right arm. Flying off the tiger's head was a white helmet with another tiger's head painted on its side.

The team used this logo while they were members of the AFL through the 1969 season, though the logo never appeared on the team's uniform.

1970-80 — BLOCK-LETTERED HELMET

When the AFL merged with the NFL in 1970 — the same year the Bengals began play in the new Riverfront Stadium (later renamed Cinergy Field) — the team's logo shifted from the running tiger to a representation of the helmet the players had been wearing since the team began play in 1968.

The helmet representation, which like the real helmet was orange with "Bengals" arched across both sides in block letters, remained the team's logo through the 1980 season. The helmet logo, however, used much larger letters for "Bengals" than what actually appeared on the real helmets.



1981-96 — STRIPED HELMET



Prior to the Bengals' 1981 season — the season of their first Super Bowl appearance — the team introduced a bold new uniform that featured a distinctive, eye-catching new helmet that was orange with six black tiger stripes extending from one side to the other. With the uniform redesign, the team's logo changed from a representation of the block-lettered helmet to a representation of the new striped helmet.

When it was first introduced, the striped helmet logo was a two-dimensional side view with a two-barred face mask. By the end of the 1980s, the logo evolved into the image pictured here — a three-dimensional angled view with a multi-barred face mask. As a result of the angled view, only five of the six stripes are visible in this striped helmet logo.

1997-2003 — LEAPING TIGER

In 1997, the Bengals made subtle alterations to their uniforms. With the alterations, the team unveiled a new logo of a leaping tiger which adorned the sleeves of the uniform's new jersey. That new leaping tiger replaced the striped helmet as the team's primary logo.

The leaping tiger logo, pictured here with the team's logotype of that era, was an illustration of an aggressive-looking orange tiger with black stripes that matched those on the team's helmet and white facial accents. The leaping tiger's head by itself was the team's secondary logo. In addition, the striped helmet logo also was still commonly used.



2004-PRESENT — STRIPED "B"



The Bengals' uniform underwent a complete redesign in 2004. As part of the change, the team introduced a new striped "B" logo and created a new team font. Simple in design, the logo was the new font's letter B, colored orange with three black tiger stripes.

The striped B was placed in the center of the team's new jersey, just below the neckline, while the Bengals font was used to create the team's new logotype. The striped B replaced the leaping tiger as the team's primary mark, though the leaping tiger and the leaping tiger's head were kept as secondary marks and are still used frequently.

1968 FINAL STATISTICS (3-11-0)

PASSING	Att	Cmp	Yds	Cmp %	Yds/ Att	TD	Int	Lg	Sack-Lost	Rat
Stofa	177	85	896	48.0	5.06	5	2.8	5	2.8	60.8
Warren	80	47	506	58.8	6.33	1	1.3	4	5.0	60.7
Wyche	55	35	494	63.6	8.98	2	3.6	2	3.6	80.1
Keeling	1	0	0	0.0	0.00	0	0.0	0	0.0	39.5
Bengals	313	167	1896	53.4	6.06	8	2.6	11	3.5	38-277
Ownguns	411	212	2933	51.6	7.06	25	6.1	10	2.4	82-283

PUNT RETURNS	Ret	FC	Yds	Avg	Lg	TD
E. Johnson	22	2	111	5.0	45	0
Phillips	2	1	16	8.0	11	0
Spiller	2	4	51	25.5	40	0
Williams	2	0	14	7.0	13	0
King	1	0	3	3.0	3	0
Robinson	1	0	1	1.0	1	0
Bengals	30	7	196	6.5	45	0
Opponents	41	-	252	6.1	-	0

NOTE: Regular-season defensive statistics were not kept regularly until 1976.

1969 FINAL STATISTICS (4-9-1)

Head Coach: Paul Brown

Date	W/L	Score	Opponent	Att
Sept. 14	W	27-21	Miami	25,335
Sept. 21	W	34-20	San Diego	26,243
Sept. 28	W	24-19	Kansas City	27,812
Oct. 4	L	14-21	at San Diego	52,748
Oct. 12	L	7-21	N.Y. Jets	27,927
Oct. 19	L	23-30	Denver	27,920
Oct. 26	L	22-42	at Kansas City	50,934
Nov. 2	W	31-17	Oakland	27,927
Nov. 9	T	31-31	at Houston	45,298
Nov. 16	L	14-25	Boston	25,913
Nov. 23	L	7-40	at N.Y. Jets	62,128
Nov. 30	L	13-16	at Buffalo	35,122
Dec. 7	L	17-37	at Oakland	54,427
Dec. 14	L	16-27	at Denver	42,198

TEAM STATISTICS	Bengals	Opponents
TOTAL FIRST DOWNS	172	278
Rushing	66	135
Passing	95	130
Penalty	11	13
TOTAL NET YARDS	3868	5337
Avg. Per Game	276.3	381.2
Total Plays	728	935
Avg. Per Play	5.3	5.7
NET YARDS RUSHING	1523	2651
Avg. Per Game	108.8	189.4
Total Rushes	363	523
NET YARDS PASSING	2345	2686
Avg. Per Game	167.5	191.9
Sacked-Yards Lost	57-375	16-180
Gross Yards	2720	2866
Att.-Completions	308-163	396-205
Completion Pct.	52.9	51.8
Had Intercepted	15	21
PUNTS-AVG.	85-38.8	55-41.4
PENALTIES-YARDS	50-556	72-824
FUMBLES-BALL LOST	30-25	19-16
TOUCHDOWNS	33	42
Rushing	10	13
Passing	22	24
Returns	1	5

Score by Periods	1	2	3	4	Tot
Bengals	48	92	72	68	280
Opponents	78	130	68	91	367

SCORING	TD	Ru	Rc	Rt	K-PAT	FG	S	TP
Muhlmann	0	0	0	0	32-33	16-24	0	80
Trumpy	9	0	9	0	—	—	0	54
Crabtree	7	0	7	0	—	—	0	42
Robinson	4	4	0	0	—	—	0	24
Thomas	4	1	3	0	—	—	0	24
Phillips	3	3	0	0	—	—	0	18
Myers	2	0	2	0	—	—	0	12
Cook	1	1	0	0	—	—	0	6
Coslet	1	0	1	0	—	—	0	6
Gunner	1	0	0	1	—	—	0	6
Wyche	1	1	0	0	—	—	0	6
(TEAM)	0	0	0	0	—	—	1	2
Bengals	33	10	22	1	32-33	16-24	1	280
Opponents	42	13	24	5	41-42	24-46	1	367
Two-point conversions: None. Bengals 0-0; Opponents 0-0.								

PASSING	Att	Cmp	Yds	Cmp %	Yds/Att	TD	Int	Sack-Lost	Rat
Cook	197	106	1854	53.8	9.41	15	7.6	11	5.6
Wyche	108	54	838	50.0	7.76	7	6.5	4	3.7
Livingston	2	2	15	100.0	7.50	0	0.0	0	0.0
Gehrke	1	1	13	100.0	13.00	0	0.0	0	0.0
Bengals	308	163	2720	52.9	8.83	22	7.1	15	4.9
Opponents	396	205	2866	51.8	7.24	24	6.1	21	5.3

USUAL STARTERS

OFFENSE	DEFENSE
WR Eric Crabtree	LE Royce Berry
LT Ernie Wright	LDT Andy Rice
LG Ernie Park	RDT Bill Staley
C Bob Johnson	RE Steve Chomyszak
RG Pat Matson	LLB Al Beauchamp
Guy Dennis	MLB Bill Berger
RT Howard Rice	RLB Bill Peterson
TE Bob Trumpy	LCB Fletcher Smith
WR Speedy Thomas	RCB Ken Riley
QB Greg Cook	LS Al Coleman
RB Paul Robinson	RS Bobby Hunt
RB Jess Phillips	

KICKOFF RETURNS	No	Yds	Avg	Lg	TD
E. Johnson	16	362	22.6	51	0
Riley	14	334	23.9	40	0
Guillory	8	170	21.3	28	0
Robinson	5	168	33.6	74	0
Lamb	5	64	12.8	19	0
Phillips	3	52	17.3	29	0
Turner	3	15	5.0	13	0
Gunner	1	0	0.0	0	0
Bengals	55	1165	21.2	74	0
Opponents	39	1065	27.3	105	1

FIELD GOALS	1-19	20-29	30-39	40-49	50+
Muhlmann	6-6	5-5	3-4	1-3	1-6
Bengals	6-6	5-5	3-4	1-3	1-6

FIELD GOAL ATTEMPTS BY GAME:

Muhlmann: (21G, 21G) (17G, 59B, 50N, 23G) (38G) (50B) (51N, 47N) (10G) (35G, 27G) (16G, 37N) (18G) (55N) (-) (16G, 45N, 26G) (50G) (30G, 14G, 43G).

NOTE: Regular-season defensive statistics were not kept regularly until 1976.

PUNTING	No	Yds	Avg	TD	Lg	B
Livingston	70	2769	39.6	5	55	1
Swanson	12	459	38.3	1	55	0
Muhlmann	2	38	19.0	0	38	1
Lamb	1	29	29.0	0	29	0
Bengals	85	3295	38.8	6	55	2
Opponents	55	2275	41.4	—	57	—
PUNT RETURNS	Ret	FC	Yds	Avg	Lg	TD
E. Johnson	17	6	85	5.0	17	0
Thomas	4	3	15	3.8	12	0
Coleman	1	0	0	0.0	0	0
Guillory	1	0	0	0.0	0	0
King	0	0	*35	—	35	0
Gehrke	0	1	0	—	0	0
Bengals	23	10	135	5.9	35	0
Opponents	39	—	297	7.6	—	0

*Lateral

1970 FINAL STATISTICS (8-6-0)

Head Coach: Paul Brown

Date	W/L	Score	Opponent	Att
Sept. 20	W	31-21	Oakland	56,616
Sept. 27	L	3-38	at Detroit	58,202
Oct. 4	L	13-20	Houston	55,094
Oct. 11	L	27-30	at Cleveland	83,520
Oct. 18	L	19-27	Kansas City	57,265
Oct. 25	L	0-20	at Washington	50,415
Nov. 2	L	10-21	at Pittsburgh	38,968
Nov. 8	W	43-14	at Buffalo	43,587
Nov. 15	W	14-10	Cleveland	60,007
Nov. 22	W	34-7	Pittsburgh	59,276
Nov. 29	W	26-6	New Orleans	59,342
Dec. 6	W	17-14	at San Diego	41,461
Dec. 13	W	30-20	at Houston	34,435
Dec. 20	W	45-7	Boston	60,157

TEAM STATISTICS		Bengals	Opponents
TOTAL FIRST DOWNS		210	236
Rushing		100	87
Passing		97	131
Penalty		13	18
TOTAL NET YARDS		3927	4178
Avg. Per Game		280.5	298.4
Total Plays		831	874
Avg. Per Play		4.7	4.8
NET YARDS RUSHING		2057	1543
Avg. Per Game		146.9	110.2
Total Rushes		461	418
NET YARDS PASSING		1870	2635
Avg. Per Game		133.6	188.2
Sacked-Yards Lost		31-227	28-250
Gross Yards		2097	2885
Att.-Completions		339-172	428-209
Completion Pct.		50.7	48.8
Had Intercepted		11	23
PUNTS-AVG.		79-46.2	80-43.8
PENALTIES-YARDS		71-831	81-784
FUMBLES-BALL LOST		22-12	28-16
TOUCHDOWNS		34	31
Rushing		16	11
Passing		12	18
Returns		6	2

Score by Periods	1	2	3	4	Tot
Bengals	56	111	85	60	312
Opponents	49	82	52	72	255

SCORING	TD	Ru	Rc	Rt	PAT	FG	S	TP
Muhlmann	0	0	0	0	33-33	25-37	0	108
Robinson	7	6	1	0	—	—	0	42
Phillips	5	4	1	0	—	—	0	30
E. Johnson	4	2	2	0	—	—	0	24
Parrish	3	0	0	3	—	—	0	18
Berry	2	0	0	2	—	—	0	12
Carter	2	2	0	0	—	—	0	12
Crabtree	2	0	2	0	—	—	0	12
Thomas	2	0	2	0	—	—	0	12
Trumpy	2	0	2	0	—	—	0	12
Wyche	2	2	0	0	—	—	0	12
Beauchamp	1	0	0	1	—	—	0	6
Coslet	1	0	1	0	—	—	0	6
Myers	1	0	1	0	—	—	0	6
Bengals	34	16	12	6	33-34	25-37	0	312
Opponents	31	11	18	2	31-31	12-24	1	255

PASSING	Att	Cmp	Yds	Cmp %	Yds/Att	TD	TD %	Int	Int %	Lg	Sack-Lost	Rat
Carter	278	143	1647	51.4	5.92	9	3.2	9	3.2	56t	21-154	66.9
Wyche	57	26	411	45.6	7.21	3	5.3	2	3.5	51t	10-73	73.1
Lewis	4	3	39	75.0	9.75	0	0.0	0	0.0	18	0-0	105.2
Bengals	339	172	2097	50.7	6.19	12	3.5	11	3.2	56t	31-227	68.4
Opponents	428	209	2885	48.8	6.74	18	4.2	23	5.4	87t	28-250	62.5

RUSHING	No	Yds	Avg	Lg	TD
Phillips	163	648	4.0	76t	4
Robinson	149	622	4.2	26t	6
E. Johnson	65	273	4.2	26t	2
Carter	34	246	7.2	73	2
Wyche	19	118	6.2	23	2
Dressler	18	77	4.3	17	0
Lamb	6	35	5.8	16	0
Crabtree	3	23	7.7	16	0
Lewis	2	8	4.0	7	0
Thomas	2	7	3.5	13	0
Bengals	461	2057	4.5	76t	16
Opponents	418	1543	3.7	36	11

RECEIVING	No	Yds	Avg	Lg	TD
Myers	32	542	16.9	56t	1
Phillips	31	124	4.0	17	1
Trumpy	29	480	16.6	53t	2
Thomas	21	257	12.2	27	2
Crabtree	19	231	12.2	29	2
Robinson	17	175	10.3	27	1
E. Johnson	15	190	12.7	51t	2
Coslet	8	98	12.3	24	1
Bengals	172	2097	12.2	56t	12
Opponents	209	2885	13.8	87t	18

INTERCEPTIONS	No	Yds	Avg	Lg	TD
Parrish	5	28	5.6	19	0
Riley	4	17	4.3	14	0
Dyer	3	45	15.0	22	0
Bergey	3	35	11.7	26	0
Graham	3	31	10.3	31	0
Smith	3	17	5.7	17	0
Avery	1	5	5.0	5	0
Beauchamp	1	2	2.0	2	0
Bengals	23	180	7.8	31	0
Opponents	11	150	13.6	37	0

PUNTING	No	Yds	Avg	TB	Lg	B
Lewis	79	3651	46.2	9	63	0
Bengals	79	3651	46.2	9	63	0
Opponents	80	3505	43.8	—	61	—

PUNT RETURNS	Ret	FC	Yds	Avg	Lg	TD
Parrish	23	15	194	8.4	79t	1
E. Johnson	7	1	72	10.3	36	0
Thomas	4	10	20	5.0	11	0
Graham	1	2	41	41.0	41	0
Robinson	1	0	0	0.0	0	0
Smith	1	0	0	0.0	0	0
Bengals	37	28	327	8.8	79t	1
Opponents	48	11	392	8.2	63t	2

KICKOFF RETURNS	No	Yds	Avg	Lg	TD
Parrish	16	482	30.1	95t	1
Robinson	14	363	25.9	36	0
E. Johnson	3	68	22.7	31	0
Dressler	4	48	12.0	22	0
Lamb	2	41	20.5	21	0
Bengals	39	1002	25.7	95t	1
Opponents	33	774	23.5	51	0

USUAL STARTERS

OFFENSE		DEFENSE	
WR	Eric Crabtree,	LE	Royce Berry
	Chip Myers	LDT	Mike Reid
LT	Ernie Wright	RDT	Steve Chomyszak
LG	Rufus Mayes	RE	Ron Carpenter
C	Bob Johnson	LLB	Al Beauchamp
RG	Pat Matson	MLB	Bill Bergey
RT	Mike Wilson	RLB	Ken Avery
TE	Bob Trumpy	LCB	Lemar Parrish
WR	Speedy Thomas	RCB	Ken Riley
QB	Virgil Carter	LS	Fletcher Smith
RB	Paul Robinson	RS	Ken Dyer,
RB	Jess Phillips		Al Coleman

FIELD GOALS	1-19	20-29	30-39	40-49	50+
Muhlmann	4-4	5-7	9-11	3-9	4-6
Bengals	4-4	5-7	9-11	3-9	4-6

FIELD GOAL ATTEMPTS BY GAME:

Muhlmann: (43N, 38G, 51N) (35G) (51G, 36G, 23B) (23G, 39N, 50G) (35N, 42G, 22N, 47N, 50G) (52N) (43G, 47N) (36G, 43G, 22G, 30G, 13G) (-) (13G, 17G) (11G, 35G, 34G, 22G, 49N) (45N, 40B, 53G) (25G, 30G, 25G) (37G).

NOTE: Regular-season defensive statistics were not kept regularly until 1976.

1970 SEASON PLAYOFF STATISTICS (0-1)

Date W/L **Score** **Opponent** **Att**
 Dec. 26* L 0-17 at Baltimore
 *AFC Divisional Playoff

TEAM STATISTICS	Bengals	Opponent				
TOTAL FIRST DOWNS	7	15				
Rushing	2	12				
Passing	5	3				
Penalty	0	0				
3rd Down: Made-Att.	3-14	6-14				
3rd Down Pct.	21.4	42.9				
4th Down: Made-Att.	0-1	0-0				
4th Down Pct.	0.0	—				
POSSESSION AVG.	NA	NA				
TOTAL NET YARDS	139	299				
Avg. Per Game	139.0	299.0				
Total Plays	46	66				
Avg. Per Play	3.0	4.5				
NET YARDS RUSHING	63	170				
Avg. Per Game	63.0	170.0				
Total Rushes	22	47				
NET YARDS PASSING	76	129				
Avg. Per Game	76.0	129.0				
Sacked-Yards Lost	3-17	2-16				
Gross Yards	93	145				
Att.-Completions	21-8	17-6				
Completion Pct.	38.1	35.3				
Had Intercepted	1	0				
PUNTS-AVG.	8-39.1	6-38.3				
Net Punting Avg.	35.6	37.3				
PENALTIES-YARDS	1-5	6-63				
FUMBLES-BALLS LOST	1-0	0-0				
TOUCHDOWNS	0	2				
Rushing	0	0				
Passing	0	2				
Returns	0	0				
Score by Periods	1	2	3	4	OT	Tot
Bengals	0	0	0	0	—	0
Opponent	7	3	0	7	—	17

PASSING	Att	Cmp	Yds	Cmp %	Yds/Att	TD	%	Int	%	Lg	Sack-Lost	Rat
Carter	20	7	64	35.0	3.20	0	0.0	1	5.0	16	3-17	23.8
Wyche	1	1	29	100.0	29.00	0	0.0	0	0.0	29	0-0	118.8
Bengals	21	8	93	38.1	4.43	0	0.0	1	4.8	29	3-17	32.4
Opponent	17	6	145	35.3	8.53	2	11.8	0	0.0	53	2-16	106.3

SCORING	TD-Ru	Rc	Rt	PAT	FG	S	TP
Muhlmann	0	0	0	0	0-0	0-1	0
Bengals	0	0	0	0	0-0	0-1	0
Opponent	2	0	2	0	2-2	1-3	0
RUSHING	No	Yds	Avg	Lg	TD		
Robinson	5	25	5.0	9	0		
Carter	2	16	8.0	9	0		
Phillips	10	12	1.2	4	0		
Lewis	3	10	3.3	9	0		
E. Johnson	2	0	0.0	3	0		
Bengals	22	63	2.9	9	0		
Opponent	47	170	3.6	17	0		
RECEIVING	No	Yds	Avg	Lg	TD		
Myers	4	66	16.5	29	0		
Phillips	2	12	6.0	6	0		
Thomas	1	9	9.0	9	0		
E. Johnson	1	6	6.0	6	0		
Bengals	8	93	11.6	29	0		
Opponent	6	145	24.2	53t	2		
INTERCEPTIONS	No	Yds	Avg	Lg	TD		
(None)							
Bengals	0	0	—	—	0		
Opponent	1	0	0.0	0	0		
PUNTING	No	Yds	Avg	Net	TB	In20	Lg
Lewis	8	313	39.1	35.6	0	1	53
Bengals	8	313	39.1	35.6	0	1	53
Opponent	6	230	38.3	37.3	0	0	45
PUNT RETURNS	Ret	FC	Yds	Avg	Lg	TD	
Parrish	2	1	6	3.0	3	0	
Thomas	0	2	0	—	—	0	
Bengals	2	3	6	3.0	3	0	
Opponent	7	0	28	4.0	10	0	

KICKOFF RETURNS	No	Yds	Avg	Lg	TD
Robinson	2	29	14.5	24	0
Lamb	1	17	17.0	17	0
Bengals	3	46	15.3	24	0
Opponent	1	0	0.0	0	0

FIELD GOALS	1-19	20-29	30-39	40-49	50+
Muhlmann	0-0	0-0	0-0	0-0	0-1
Bengals	0-0	0-0	0-0	0-0	0-1
Opponent	0-0	0-0	0-0	1-2	0-1

FIELD GOAL ATTEMPTS:
 Muhlmann: (50B).
 Opponent: (50B, 44G, 44N).

DEFENSE/SPECIAL TEAMS/MISC. DEF.*	ST	AT	TT	Yds	PD	FF	FR-Yds
Bergey	7	7	14	0-0	0	NA	0-0
Chomyszczak	5	6	11	1-8	1	NA	0-0
Avery	5	4	9	0-0	0	NA	0-0
Beauchamp	6	2	8	0-0	0	NA	0-0
Berry	4	4	8	1-8	1	NA	0-0
Dyer	3	5	8	0-0	0	NA	0-0
Reid	6	1	7	0-0	0	NA	0-0
Carpenter	4	2	6	0-0	0	NA	0-0
Parrish	4	0	4	0-0	1	NA	0-0
Smith	3	0	3	0-0	0	NA	0-0
Roman	2	1	3	0-0	0	NA	0-0
Baccaglio	2	0	2	0-0	0	NA	0-0
Lamb	1	1	2	0-0	0	NA	0-0
Guillory	1	0	1	0-0	0	NA	0-0
E. Johnson	1	0	1	0-0	0	NA	0-0
Peterson	1	0	1	0-0	0	NA	0-0
Riley	0	1	1	0-0	2	NA	0-0

Blocked kicks: Bergey (1 blocked FG).

*Press box statistics

1971 FINAL STATISTICS (4-10-0)

Head Coach: Paul Brown

Date	W/L	Score	Opponent	Att
Sept. 19	W	37-14	Philadelphia	55,880
Sept. 26	L	10-21	at Pittsburgh	48,448
Oct. 3	L	17-20	at Green Bay	56,263
Oct. 10	L	13-23	Miami	60,099
Oct. 17	L	24-27	Cleveland	60,284
Oct. 24	L	27-31	at Oakland	54,699
Oct. 31	L	6-10	at Houston	37,947
Nov. 7	L	6-9	Atlanta	59,604
Nov. 14	W	24-10	at Denver	51,200
Nov. 21	W	28-13	Houston	59,390
Nov. 28	W	31-0	San Diego	59,580
Dec. 5	L	27-31	at Cleveland	82,705
Dec. 12	L	13-21	Pittsburgh	60,022
Dec. 19	L	21-35	at N.Y. Jets	63,151

TEAM STATISTICS		Bengals	Opponents
TOTAL FIRST DOWNS		236	213
Rushing		109	93
Passing		115	102
Penalty		12	18
TOTAL NET YARDS		4266	3906
Avg. Per Game		304.7	279.0
Total Plays		867	811
Avg. Per Play		4.9	4.8
NET YARDS RUSHING		2142	1778
Avg. Per Game		153.0	127.0
Total Rushes		462	446
NET YARDS PASSING		2124	2128
Avg. Per Game		151.7	152.0
Sacked-Yards Lost		40-303	30-254
Gross Yards		2427	2382
Att.-Completions		365-214	335-157
Completion Pct.		58.6	46.9
Had Intercepted		11	27
PUNTS-AVG.		73-44.7	73-40.9
PENALTIES-YARDS		82-92.1	72-72.2
FUMBLES-BALL LOST		29-12	21-12
TOUCHDOWNS		32	32
Rushing		14	11
Passing		15	19
Returns		3	2

Score by Periods	1	2	3	4	Tot
Bengals	58	64	91	71	284
Opponents	44	71	48	102	265

SCORING	TD	Ru	Re	Rt	PAT	FG	S	TP
Muhlmann	0	0	0	0	31-31	20-36	0	91
Willis	7	7	0	0	—	—	0	42
E. Johnson	6	4	2	0	—	—	0	36
Coslet	4	0	4	0	—	—	0	24
Trumpy	3	0	3	0	—	—	0	18
Crabtree	2	0	2	0	—	—	0	12
Parrish	2	0	0	2	—	—	0	12
Thomas	2	0	2	0	—	—	0	12
Anderson	1	1	0	0	—	—	0	6
Beauchamp	1	0	0	1	—	—	0	6
Dressler	1	1	0	0	—	—	0	6
Myers	1	0	1	0	—	—	0	6
Phillips	1	0	1	0	—	—	0	6
Robinson	1	1	0	0	—	—	0	6
Carter	0	0	0	0	—	—	0	1
Bengals	32	14	15	3	32-32	20-36	0	284
Opponents	32	11	19	2	31-32	14-22	0	265

*PAT scored on a run.

	PASSING		Cmp %		Yds/Att		TD		Int		Sack-		Ret
Carter	222	138	1624	62.2	7.32	10	4.5	7	3.2	90t	13-122	86.2	
Anderson	131	72	777	55.0	5.93	5	3.8	4	3.1	44	23-159	72.6	
Lewis	10	3	18	30.0	1.80	0	0.0	0	0.0	13	4-22	39.6	
Willis	2	1	8	50.0	4.00	0	0.0	0	0.0	8	0-0	60.4	
Bengals	365	214	2427	58.6	6.65	15	4.1	11	3.0	90t	40-303	79.8	
Opponents	335	157	2382	46.9	7.11	19	5.7	27	8.1	74t	30-254	56.1	

RUSHING	No	Yds	Avg	Lg	TD
Willis	135	590	4.4	36	7
E. Johnson	85	522	6.1	86t	4
Phillips	94	420	4.5	31	0
Robinson	49	213	4.3	17	1
Dressler	54	204	3.8	13	1
Anderson	22	125	5.7	16	1
Carter	8	42	5.3	19	0
Lamb	5	13	2.6	7	0
Durko	1	7	7.0	7	0
Lewis	6	6	1.0	9	0
Crabtree	1	1	1.0	1	0
Thomas	2	-1	-0.5	0	0
Bengals	462	2142	4.6	86t	14
Opponents	446	1778	4.0	63t	11

RECEIVING	No	Yds	Avg	Lg	TD
Trumpy	40	531	13.3	44	3
Myers	27	286	10.6	20	1
Willis	24	223	9.3	29	0
Thomas	22	327	14.9	90t	2
Phillips	22	125	5.7	19	1
Coslet	21	356	17.0	71t	4
Dressler	19	145	7.6	26	0
E. Johnson	14	258	18.4	67t	2
Crabtree	14	102	7.3	22	2
Robinson	8	47	5.9	16	0
Marshall	2	18	9.0	10	0
Kelly	1	9	9.0	9	0
Bengals	214	2427	11.3	90t	15
Opponents	157	2382	15.2	74t	19

INTERCEPTIONS	No	Yds	Avg	Lg	TD
Parrish	7	105	15.0	65t	1
Beauchamp	6	53	8.8	18t	1
Riley	5	22	4.4	21	0
Durko	4	46	11.5	25	0
Bergey	1	16	16.0	16	0
Peterson	1	16	16.0	16	0
Coleman	1	15	15.0	15	0
Craig	1	0	0.0	0	0
Smith	1	0	0.0	0	0
Bengals	27	273	10.1	65t	2
Opponents	11	219	19.9	48t	1

PUNTING	No	Yds	Avg	TB	Lg	B
Lewis	72	3229	44.8	8	56	0
Dressler	1	34	34.0	0	34	0
Bengals	73	3263	44.7	8	56	0
Opponents	73	2988	40.9	—	—	—

PUNT RETURNS	Ret	FC	Yds	Avg	Lg	TD
Parrish	12	9	93	7.8	47	0
Durko	6	11	14	2.3	7	0
Thomas	4	4	10	2.5	7	0
E. Johnson	3	5	28	9.3	14	0
Bengals	25	29	145	5.8	47	0
Opponents	41	—	304	7.4	—	1

USUAL STARTERS

OFFENSE		DEFENSE	
WR	Eric Crabtree,	LE	Royce Berry
	Chip Myers	LDT	Mike Reid
LT	Ernie Wright,	RDT	Steve Chomyszak
	Rufus Mayes	RE	Ron Carpenter
LG	Howard Fest	LLB	Al Beauchamp
C	Bob Johnson	MLB	Bill Bergey
RG	Pat Matson	RLB	Ken Avery
RT	Vernon Holland	LCB	Lemar Parrish
TE	Bob Trumpy,	RCB	Ken Riley
	Bruce Coslet	LS	Fletcher Smith,
WR	Speedy Thomas,		Neal Craig
	Bob Trumpy	RS	Sandy Durko
QB	Virgil Carter		
RB	Paul Robinson		
RB	Jess Phillips		

KICKOFF RETURNS	No	Yds	Avg	Lg	TD
Robinson	18	335	18.6	37	0
Parrish	13	296	22.8	30	0
Willis	4	81	20.3	32	0
Phillips	2	49	24.5	31	0
Lamb	2	42	21.0	25	0
E. Johnson	2	40	20.0	21	0
Dressler	1	20	20.0	20	0
Kelly	1	0	0.0	0	0
Bengals	43	863	20.1	37	0
Opponents	39	1024	26.3	—	0

FIELD GOALS	1-19	20-29	30-39	40-49	50+
Muhlmann	6-6	5-8	4-9	4-10	1-3
Bengals	6-6	5-8	4-9	4-10	1-3

FIELD GOAL ATTEMPTS BY GAME:

Muhlmann: (26G, 34N, 36G, 35G) (45N, 33G, 51N) (26G) (16G, 27N, 9G) (12G) (11G, 37B, 36G) (45G, 46G, 27N, 32N) (30N, 51G, 24G) (14G, 48N) (-) (40G, 35N, 43N) (52N, 46G, 24G) (27N, 18G, 22G) (43N, 49N, 44N).

NOTE: Regular-season defensive statistics were not kept regularly until 1976.

1972 FINAL STATISTICS (8-6-0)

Head Coach: Paul Brown

Date	W/L	Score	Opponent	Att
Sept. 17	W	31-7	at New England	60,999
Sept. 24	W	15-10	Pittsburgh	54,292
Oct. 1	L	6-27	at Cleveland	81,564
Oct. 8	W	21-10	Denver	55,812
Oct. 15	W	23-16	at Kansas City	79,068
Oct. 22	L	12-15	at Los Angeles	73,385
Oct. 29	W	30-7	Houston	59,409
Nov. 5	L	17-40	at Pittsburgh	50,350
Nov. 12	L	14-20	Oakland	59,485
Nov. 19	L	19-20	Baltimore	49,512
Nov. 26	W	13-3	at Chicago	55,701
Dec. 3	W	13-10	N.Y. Giants	59,523
Dec. 9	L	24-27	Cleveland	59,524
Dec. 17	W	61-17	at Houston	32,482

TEAM STATISTICS		Bengals	Opponents
TOTAL FIRST DOWNS		255	207
Rushing		112	98
Passing		122	92
Penalty		21	17
TOTAL NET YARDS		4317	3552
Avg. Per Game		308.4	253.7
Total Plays		899	794
Avg. Per Play		4.8	4.5
NET YARDS RUSHING		1996	1815
Avg. Per Game		142.6	129.6
Total Rushes		491	406
NET YARDS PASSING		2321	1737
Avg. Per Game		165.8	124.1
Sacked-Yards Lost		24-192	38-296
Gross Yards		2513	2033
Att.-Completions		384-219	350-167
Completion Pct.		57.0	47.7
Had Intercepted		11	20
PUNTS-AVG.		66-42.1	84-42.4
PENALTIES-YARDS		76-738	69-581
FUMBLES-BALL LOST		28-18	30-9
TOUCHDOWNS		31	24
Rushing		16	11
Passing		10	11
Returns		5	2

Score by Periods	1	2	3	4	Tot
Bengals	36	62	99	102	299
Opponents	37	79	42	71	229

SCORING	TD	Ru	Rc	Rt	PAT	FG	S	TP
Muhlmann	0	0	0	0	30-31	27-40	0	111
Dressler	7	6	1	0	—	—	0	42
E. Johnson	6	4	2	0	—	—	0	36
Anderson	3	3	0	0	—	—	0	18
Myers	3	0	3	0	—	—	0	18
Parrish	3	0	0	3	—	—	0	18
Carter	2	2	0	0	—	—	0	12
Trumpy	2	0	2	0	—	—	0	12
Casanova	1	0	0	1	—	—	0	6
Coslet	1	0	1	0	—	—	0	6
Craig	1	0	0	1	—	—	0	6
Phillips	1	1	0	0	—	—	0	6
Thomas	1	0	1	0	—	—	0	6
White	0	0	0	0	—	—	1	2
Bengals	31	16	10	5	30-31	27-40	1	299
Opponents	24	11	11	2	23-24	20-29	1	229

	PASSING	Att	Cmp	Yds	Cmp %	Yds/Att	TD	Int	Sack-Lost	Ret
Anderson	301	171	1918	56.8	6.37	7	2.3	7	2.3	65t
Carter	82	47	579	57.3	7.06	3	3.7	4	4.9	36
Willis	1	1	16	100.0	16.00	0	0.0	0	0.0	16
Bengals	384	219	2513	57.0	6.54	10	2.6	11	2.9	65t
Opponents	350	167	2033	47.7	5.81	11	3.1	20	5.7	68

USUAL STARTERS

OFFENSE		DEFENSE	
WR	Speedy Thomas	LE	Royce Berry
LT	Stan Walters	LDT	Mike Reid
LG	Howard Fest	RDT	Steve Chomyszak
C	Bob Johnson	RE	Sherman White
RG	Pat Matson	LLB	Al Beauchamp
RT	Vernon Holland	MLB	Bill Bergey
TE	Bob Trumpy	RLB	Ken Avery
WR	Chip Myers	LCB	Lemar Parrish
QB	Ken Anderson	RCB	Ken Riley
RB	Essex Johnson	LS	Neal Craig
RB	Doug Dressler	RS	Tommy Casanova

FIELD GOALS	1-19	20-29	30-39	40-49	50+
Muhlmann	6-7	6-10	9-12	5-8	1-3
Bengals	6-7	6-10	9-12	5-8	1-3

FIELD GOAL ATTEMPTS BY GAME:

Muhlmann: (51B, 38G) (32G, 20G, 32G, 34G, 41G) (14G, 26G, 28N, 30N) (49N) (46G, 16G, 12G) (25G, 26N, 21N, 17N) (10G, 42G, 33G) (37G) (21B, 35B) (25G, 40G) (39G, 14G, 39N) (50N, 27G, 40N, 47N, 18G) (31G) (51G, 46G, 24G, 32G).

NOTE: Regular-season defensive statistics were not kept regularly until 1976.

INTERCEPTIONS	No	Yds	Avg	Lg	TD
Casanova	5	108	21.6	33	0
Parrish	5	90	18.0	33t	2
Adams	3	44	14.7	19	0
Riley	3	0	0.0	0	0
Craig	2	76	38.0	63t	1
Beauchamp	1	8	8.0	8	0
Jackson	1	0	0.0	0	0
Bengals	20	326	16.3	63t	3
Opponents	11	70	6.4	28	0

PUNTING	No	Yds	Avg	TB	Lg	B
Lewis	66	2777	42.1	6	60	0
Bengals	66	2777	42.1	6	60	0
Opponents	84	3559	42.4	—	62	0

PUNT RETURNS	Ret	FC	Yds	Avg	Lg	TD
Casanova	30	19	289	9.6	66t	1
Parrish	15	2	141	9.4	51t	1
E. Johnson	2	0	7	3.5	7	0
Bengals	47	21	437	9.3	66t	2
Opponents	26	16	152	5.8	54	0

KICKOFF RETURNS	No	Yds	Avg	Lg	TD
Jackson	21	509	24.2	62	0
Parrish	15	348	23.2	45	0
Joiner	5	88	17.6	25	0
Casanova	1	34	34.0	34	0
Lewis	1	15	15.0	15	0
E. Johnson	1	13	13.0	13	0
Dennis	1	11	11.0	11	0
Kelly	1	0	0.0	0	0
Bengals	46	1018	22.1	62	0
Opponents	44	984	22.4	34	0

1973 FINAL STATISTICS (10-4-0)

Head Coach: Paul Brown

Date	W/L	Score	Opponent	Att
Sept. 16	L	10-28	at Denver	49,059
Sept. 23	W	24-10	Houston	51,823
Sept. 30	W	20-13	at San Diego	46,733
Oct. 7	L	10-17	at Cleveland	70,805
Oct. 14	W	19-7	Pittsburgh	55,819
Oct. 21	W	14-6	Kansas City	56,397
Oct. 28	L	13-20	at Pittsburgh	45,761
Nov. 4	L	10-38	at Dallas	54,944
Nov. 11	W	16-13	at Buffalo	76,927
Nov. 18	W	20-14	N.Y. Jets	55,745
Nov. 25	W	42-24	St. Louis	50,918
Dec. 2	W	27-0	Minnesota	57,859
Dec. 9	W	34-17	Cleveland	58,266
Dec. 16	W	27-24	at Houston	21,955

TEAM STATISTICS		Bengals	Opponents
TOTAL FIRST DOWNS		252	219
Rushing		124	109
Passing		108	97
Penalty		20	13
TOTAL NET YARDS		4512	3705
Avg. Per Game		322.3	264.6
Total Plays		871	840
Avg. Per Play		5.2	4.4
NET YARDS RUSHING		2236	1807
Avg. Per Game		159.7	129.1
Total Rushes		515	459
NET YARDS PASSING		2276	1898
Avg. Per Game		162.6	135.6
Sacked-Yards Lost		24-163	43-342
Gross Yards		2439	2240
Att.-Completions		332-180	338-182
Completion Pct.		54.2	53.8
Had Intercepted		12	18
PUNTS-AVG.		68-41.0	77-41.7
PENALTIES-YARDS		83-799	78-710
FUMBLES-BALL LOST		25-14	31-16
TOUCHDOWNS		32	27
Rushing		13	15
Passing		18	9
Returns		1	3

Score by Periods	1	2	3	4	Tot
Bengals	39	100	79	68	286
Opponents	50	61	58	62	231

SCORING	TD	Ru	Rc	Rt	PAT	FG	S	TP
Muhlmann	0	0	0	0	31-32	21-31	0	94
Curtis	9	0	9	0	—	—	0	54
Clark	8	8	0	0	—	—	0	48
E. Johnson	7	4	3	0	—	—	0	42
Trumpy	5	0	5	0	—	—	0	30
Elliott	2	1	1	0	—	—	0	12
Parrish	1	0	0	1	—	—	0	6
Bengals	32	13	18	1	31-32	21-31	0	286
Opponents	27	15	9	3	27-27	14-23	0	231

PASSING	Att	Cmp	Yds	Cmp %	Yds/Att	TD	TD %	Int	Int %	Lg	Sack-Lost	Rat
Anderson	329	179	2428	54.4	7.38	18	5.5	12	3.6	78t	24-163	81.2
Cook	3	1	11	33.3	3.67	0	0.0	0	0.0	11	0-0	45.1
Bengals	332	180	2439	54.2	7.35	18	5.4	12	3.6	78t	24-163	80.9
Opponents	338	182	2240	53.8	6.63	9	2.7	18	5.3	67	43-342	61.3

RUSHING	No	Yds	Avg	Lg	TD
E. Johnson	195	997	5.1	46	4
Clark	254	988	3.9	26	8
Elliott	22	122	5.5	15	1
Anderson	26	97	3.7	17	0
Wilson	10	39	3.9	11	0
Morrison	3	11	3.7	8	0
Lewis	3	-7	-2.3	5	0
Curtis	2	-11	-5.5	1	0
Bengals	515	2236	4.3	46	13
Opponents	459	1807	3.9	52	15

RECEIVING	No	Yds	Avg	Lg	TD
Curtis	45	843	18.7	77t	9
Clark	45	347	7.7	39	0
Trumpy	29	435	15.0	53	5
E. Johnson	28	356	12.7	78t	3
Joiner	13	214	16.5	26	0
Coslet	9	123	13.7	18	0
Myers	7	77	11.0	18	0
George	2	28	14.0	19	0
Elliott	1	12	12.0	12t	1
Morrison	1	4	4.0	4	0
Bengals	180	2439	13.6	78t	18
Opponents	182	2240	12.3	67	19

INTERCEPTIONS	No	Yds	Avg	Lg	TD
Casanova	4	33	8.3	16	0
Bergey	3	50	16.7	22	0
Beauchamp	3	4	1.3	4	0
Craig	2	52	26.0	30	0
Parrish	2	10	5.0	10	0
Riley	2	2	1.0	5	0
Avery	1	15	15.0	15	0
Jackson	1	0	0.0	0	0
Bengals	18	166	9.2	30	0
Opponents	12	198	16.5	37	1

PUNTING	No	Yds	Avg	TB	Lg	B
Lewis	68	2790	41.0	4	60	0
Bengals	68	2790	41.0	4	60	0
Opponents	77	3214	41.7	—	—	—

PUNT RETURNS	Ret	FC	Yds	Avg	Lg	TD
Parrish	25	1	200	8.0	47	0
Casanova	15	6	119	7.9	27	0
Blackwood	4	5	12	3.0	4	0
Lewis	1	2	2	2.0	2	0
Bengals	45	14	333	7.4	47	0
Opponents	27	—	123	4.6	—	0

USUAL STARTERS

OFFENSE

WR	Tim George,
	Charlie Joiner,
	Chip Myers
LT	Rufus Mayes
LG	Howard Fest
C	Bob Johnson
RG	Pat Matson
RT	Vernon Holland
TE	Bob Trumpy
WR	Isaac Curtis
QB	Essex Johnson
FB	Boobie Clark

DEFENSE

LE	Royce Berry
LDT	Mike Reid
RDT	Ron Carpenter
RE	Sherman White
LLB	Al Beauchamp
MLB	Bill Bergey
RLB	Ron Pritchard
LCB	Lemar Parrish
RCB	Ken Riley
LS	Neal Craig
RS	Tommy Casanova

KICKOFF RETURNS	No	Yds	Avg	Lg	TD
Jackson	21	520	24.8	41	0
Wilson	8	173	21.6	27	0
Parrish	7	143	20.4	29	0
Lewis	2	40	20.0	27	0
Coslet	1	0	0.0	0	0
Bengals	39	876	22.5	41	0
Opponents	42	1170	27.9	103t	1

FIELD GOALS	1-19	20-29	30-39	40-49	50+
Muhlmann	5-5	6-7	5-9	4-6	1-4
Bengals	5-5	6-7	5-9	4-6	1-4

FIELD GOAL ATTEMPTS BY GAME:

Muhlmann: (21G) (39N, 27G, 51N) (42N, 34N, 26N) (38G) (41G, 20G, 52N, 20G, 19G) (32N, 57N) (41G, 17G) (29G) (35G, 33N, 36G, 47N, 33G) (16G, 51G) (-) (22G, 38G) (45G, 10G) (40G, 11G).

NOTE: Regular-season defensive statistics were not kept regularly until 1976.

1973 SEASON PLAYOFF STATISTICS (0-1)

Date W/L **Score** **Opponent** **Att**
 Dec. 23* L 16-34 at Miami 74,770
 *AFC Divisional Playoff

TEAM STATISTICS	Bengals	Opponent
TOTAL FIRST DOWNS	11	27
Rushing	5	18
Passing	6	9
Penalty	0	0
3rd Down: Made-Att.	5-14	10-14
3rd Down Pct.	35.7	71.4
4th Down: Made-Att.	0-0	0-0
4th Down Pct.	—	—
POSSESSION AVG.	NA	NA
TOTAL NET YARDS	194	400
Avg. Per Game	194.0	400.0
Total Plays	50	71
Avg. Per Play	3.9	5.6
NET YARDS RUSHING	97	241
Avg. Per Game	97.0	241.0
Total Rushes	20	52
NET YARDS PASSING	97	159
Avg. Per Game	97.0	159.0
Sacked-Yards Lost	3-16	0-0
Gross Yards	113	159
Att.-Completions	27-14	19-11
Completion Pct.	51.9	57.9
Had Intercepted	1	2
PUNTS-AVG.	7-36.3	2-49.0
Net Punting Avg.	32.6	36.0
PENALTIES-YARDS	2-19	1-5
FUMBLES-BALLS LOST	0-0	2-1
TOUCHDOWNS	1	4
Rushing	0	2
Passing	0	2
Returns	1	0

Score by Periods	1	2	3	4	OT	Tot
Bengals	3	13	0	0	—	16
Opponent	14	7	10	3	—	34

PASSING	Att	Cmp	Yds	Cmp %	Yds/Att	TD	TD %	Int	Int %	Lg	Sack-Lost	Rat
Anderson	27	14	113	51.9	4.19	0	0.0	1	3.7	18	3-16	47.3
Bengals	27	14	113	51.9	4.19	0	0.0	1	3.7	18	3-16	47.3
Opponent	19	11	159	57.9	8.37	2	10.5	2	10.5	48	0-0	80.7

SCORING	TD	Ru	Rc	Rt	PAT	FG	S	TP
Muhlmann	0	0	0	0	1-1	3-3	0	10
Craig	1	0	0	1	—	—	0	6
Bengals	1	0	0	1	1-1	3-3	0	16
Opponent	4	2	2	0	4-4	2-2	0	34

RUSHING	No	Yds	Avg	Lg	TD
Clark	7	40	5.7	15	0
Anderson	3	26	8.7	22	0
E. Johnson	2	17	8.5	14	0
Elliott	7	15	2.1	5	0
Curtis	1	-1	-1.0	-1	0
Bengals	20	97	4.9	22	0
Opponent	52	241	4.6	27	2

RECEIVING	No	Yds	Avg	Lg	TD
Elliott	9	53	5.9	16	0
Joiner	2	33	16.5	18	0
Clark	2	18	9.0	12	0
Curtis	1	9	9.0	9	0
Bengals	14	113	8.1	18	0
Opponent	11	159	14.5	48	2

INTERCEPTIONS	No	Yds	Avg	Lg	TD
Craig	1	45	45.0	45t	1
Casanova	1	0	0.0	0	0
Bengals	2	45	22.5	45t	1
Opponent	1	19	19.0	19	0

PUNTING	No	Yds	Avg	Net	TB	In20	Lg	B
Lewis	7	254	36.3	32.6	1	0	50	0
Bengals	7	254	36.3	32.6	1	0	50	0
Opponent	2	98	49.0	36.0	0	0	54	0

PUNT RETURNS	Ret	FC	Yds	Avg	Lg	TD
Casanova	1	0	15	15.0	15	0
Parrish	1	0	11	11.0	11	0
Bengals	2	0	26	13.0	15	0
Opponent	2	4	6	3.0	4	0

KICKOFF RETURNS	No	Yds	Avg	Lg	TD
Parrish	1	25	25.0	25	0
Jackson	1	17	17.0	17	0
Bengals	2	42	21.0	25	0
Opponent	2	14	7.0	14	0

FIELD GOALS	1-19	20-29	30-39	40-49	50+
Muhlmann	1-1	1-1	0-0	1-1	0-0
Bengals	1-1	1-1	0-0	1-1	0-0
Opponent	0-0	0-0	0-0	1-1	1-1

FIELD GOAL ATTEMPTS:
 Muhlmann: (24G, 46G, 12G).
 Opponent: (50G, 46G).

DEFENSE/SPECIAL TEAMS/MISC. DEF.*	ST	AT	TT	Sks-Yds	PD	FF	FR-Yds
Player	ST	AT	TT	Sks-Yds	PD	FF	FR-Yds
Bergey	7	5	12	0-0	0	NA	0-0
Carpenter	7	5	12	0-0	0	NA	0-0
Beauchamp	9	2	11	0-0	0	NA	0-0
Casanova	9	1	10	0-0	1	NA	0-0
Berry	5	1	6	0-0	0	NA	0-0
White	5	0	5	0-0	1	NA	0-0
Riley	4	1	5	0-0	0	NA	0-0
Avery	3	2	5	0-0	0	NA	0-0
Craig	3	2	5	0-0	1	NA	0-0
Parrish	3	2	5	0-0	0	NA	0-0
Pritchard	3	2	5	0-0	0	NA	0-0
Adams	1	0	1	0-0	0	NA	0-0
DeLeone	1	0	1	0-0	0	NA	0-0
Jackson	1	0	1	0-0	0	NA	0-0
LeClair	1	0	1	0-0	0	NA	1-0
Trumpy	1	0	1	0-0	0	NA	0-0
Reid	0	1	1	0-0	0	NA	0-0

Blocked kicks: None.

*Press box statistics

1974 FINAL STATISTICS (7-7-0)

Head Coach: Paul Brown

Date	W/L	Score	Opponent	Att
Sept. 15	W	33-7	Cleveland	53,113
Sept. 22	L	17-20	San Diego	51,178
Sept. 29	W	21-3	at San Francisco	49,895
Oct. 6	W	28-17	Washington	56,175
Oct. 13	W	34-24	at Cleveland	70,897
Oct. 20	L	27-30	at Oakland	51,821
Oct. 27	L	21-34	Houston	55,434
Nov. 3	W	24-14	at Baltimore	36,110
Nov. 10	W	17-10	Pittsburgh	57,532
Nov. 17	L	3-20	at Houston	44,054
Nov. 24	W	33-6	Kansas City	49,777
Dec. 2	L	3-24	at Miami	71,962
Dec. 8	L	19-23	Detroit	45,159
Dec. 14	L	3-27	at Pittsburgh	42,878

TEAM STATISTICS		Bengals	Opponents
TOTAL FIRST DOWNS		260	256
Rushing		115	127
Passing		131	109
Penalty		14	20
TOTAL NET YARDS		4489	3942
Avg. Per Game		320.6	281.6
Total Plays		835	892
Avg. Per Play		5.4	4.4
NET YARDS RUSHING		1978	2152
Avg. Per Game		141.3	153.7
Total Rushes		445	497
NET YARDS PASSING		2511	1790
Avg. Per Game		179.4	127.9
Sacked-Yards Lost		37-293	36-320
Gross Yards		2804	2110
Att.-Completions		353-224	359-186
Completion Pct.		63.5	51.8
Had Intercepted		13	9
PUNTS-AVG.		66-40.9	81-37.8
PENALTIES-YARDS		78-653	77-640
FUMBLES-BALL LOST		27-18	23-11
TOUCHDOWNS		36	30
Rushing		14	16
Passing		18	13
Returns		4	1

Score by Periods	1	2	3	4	Total
Bengals	50	95	60	78	283
Opponents	37	63	70	89	259

SCORING	TD	Ru	Rc	Rt	PAT	FG	S	TP
Muhlmann	0	0	0	0	32-35	11-18	0	65
Curtis	10	0	10	0	—	—	0	60
B. Clark	6	5	1	0	—	—	0	36
Williams	4	3	1	0	—	—	0	24
Parrish	3	0	0	3	—	—	0	18
Anderson	2	2	0	0	—	—	0	12
Dressler	2	2	0	0	—	—	0	12
Elliott	2	1	1	0	—	—	0	12
Trumpy	2	0	2	0	—	—	0	12
W. Clark	1	1	0	0	—	—	0	6
E. Johnson	1	0	1	0	—	—	0	6
Joiner	1	0	1	0	—	—	0	6
Maddox	1	0	0	1	—	—	0	6
Myers	1	0	1	0	—	—	0	6
Carpenter	0	0	0	0	—	—	1	2
Bengals	36	14	18	4	32-36	11-18	1	283
Opponents	30	16	13	1	28-30	17-22	0	259

PASSING	Att	Cmp	Yds	Cmp %	Yds/Att	TD	Int	Int %	Lg	Sack-Lost	Rat
Anderson	328	213	2667	64.9	8.13	18	5.5	10	3.0	771	36-292
W. Clark	22	9	98	40.9	4.45	0	0.0	3	13.6	19	1-1
Green	2	1	22	50.0	11.00	0	0.0	0	0.0	22	0-0
Elliott	1	1	17	100.0	17.00	0	0.0	0	0.0	17	0-0
Bengals	353	224	2804	63.5	7.94	18	5.1	13	3.7	771	37-293
Opponents	359	186	2110	51.8	5.88	13	3.6	9	2.5	64	36-320

RUSHING	No	Yds	Avg	Lg	TD
Davis	72	375	5.2	29	0
Elliott	68	345	5.1	26	1
Anderson	43	314	7.3	20	2
B. Clark	99	312	3.2	22	5
Dressler	72	255	3.5	17	2
Williams	58	238	4.1	18	3
Curtis	8	62	7.8	20	0
E. Johnson	19	44	2.3	11	0
Joiner	4	20	5.0	8	0
W. Clark	1	8	8.0	8	1
McDaniel	1	5	5.0	5	0
Bengals	445	1978	4.4	29	14
Opponents	497	2152	4.3	54	16

RECEIVING	No	Yds	Avg	Lg	TD
Myers	32	383	12.0	22	1
Curtis	30	633	21.1	771	10
Dressler	29	196	6.8	23	0
Joiner	24	390	16.3	651	1
B. Clark	23	194	8.4	23	1
Trumpy	21	330	15.7	41	2
Davis	19	171	9.0	32	0
Elliott	18	187	10.4	281	1
Williams	13	98	7.5	191	1
E. Johnson	8	85	10.6	271	1
McDaniel	2	79	39.5	60	0
Coslet	2	24	12.0	18	0
Jackson	1	22	22.0	22	0
Chandler	1	9	9.0	9	0
B. Johnson	1	3	3.0	3	0
Bengals	224	2804	12.5	771	18
Opponents	186	2110	11.3	64	13

INTERCEPTIONS	No	Yds	Avg	Lg	TD
Riley	5	33	6.6	19	0
Casanova	2	26	13.0	26	0
Beauchamp	1	34	34.0	34	0
Jackson	1	17	17.0	17	0
Bengals	9	110	12.2	34	0
Opponents	13	140	10.8	40	0

PUNTING	No	Yds	Avg	TB	Lg	B
Green	66	2701	40.9	10	53	0
Bengals	66	2701	40.9	10	53	0
Opponents	81	3061	37.8	—	—	—

PUNT RETURNS	Ret	FC	Yds	Avg	Lg	TD
Casanova	24	2	265	11.0	74	0
Parrish	18	1	338	18.8	901	2
Blackwood	10	3	29	2.9	11	0
Bengals	52	6	632	12.2	901	2
Opponents	41	—	457	11.1	—	0

USUAL STARTERS

OFFENSE		DEFENSE	
WR	Isaac Curtis	LE	Ken Johnson
LT	Rufus Mayes	LDT	Mike Reid
LG	Howard Fest	RDT	Ron Carpenter
C	Bob Johnson	RE	Sherman White
RG	John Shimmers	LLB	Al Beauchamp
	Pat Matson	MLB	Doug Adams
RT	Stan Walters		Jim LeClair
TE	Bob Trumpy		Ken Avery
WR	Charlie Joiner	RLB	Ron Pritchard
QB	Ken Anderson	LCB	Lemar Parrish
RB	Charlie Davis	RCB	Ken Riley
RB	Boobie Clark	LS	Bernard Jackson
		RS	Tommy Casanova

KICKOFF RETURNS	No	Yds	Avg	Lg	TD
Jackson	29	682	23.5	45	0
Davis	12	243	20.3	28	0
McDaniel	3	64	21.3	24	0
Casanova	1	48	48.0	48	0
Parrish	2	36	18.0	21	0
Williams	2	33	16.5	22	0
Dressler	3	32	10.7	18	0
Blackwood	1	17	17.0	17	0
Elliott	1	2	2.0	2	0
Bengals	54	1157	21.4	48	0
Opponents	55	1198	21.8	—	0

FIELD GOALS	1-19	20-29	30-39	40-49	50+
Muhlmann	1-1	2-2	5-9	3-6	0-0
Bengals	1-1	2-2	5-9	3-6	0-0

FIELD GOAL ATTEMPTS BY GAME:

Muhlmann: (32G) (34N, 34G) (-) (-) (45N) (-) (-) (40B, 18G, 33B) (30G) (28G, 46N) (39N) (29G) (42G, 34G, 40G, 47G) (38B, 32G).

NOTE: Regular-season defensive statistics were not kept regularly until 1976.

1975 FINAL STATISTICS (11-3-0)

Head Coach: Paul Brown

Date	W/L	Score	Opponent	Att
Sept. 21	W	24-17	Cleveland	52,874
Sept. 28	W	21-0	at New Orleans	52,531
Oct. 5	W	21-19	at Houston	45,321
Oct. 12	W	27-10	New England	51,220
Oct. 19	W	14-10	Oakland	48,122
Oct. 26	W	21-14	at Atlanta	45,811
Nov. 2	L	24-30	Pittsburgh	58,418
Nov. 9	W	17-16	at Denver	49,919
Nov. 17	W	33-24	Buffalo	56,666
Nov. 23	L	23-35	at Cleveland	56,427
Nov. 30	W	23-19	Houston	46,128
Dec. 7	W	31-0	at Philadelphia	56,984
Dec. 13	L	14-35	at Pittsburgh	48,889
Dec. 21	W	47-17	San Diego	46,474

TEAM STATISTICS		Bengals	Opponents
TOTAL FIRST DOWNS		295	241
Rushing		107	115
Passing		166	107
Penalty		22	19
TOTAL NET YARDS		5060	3923
Avg. Per Game		361.4	280.2
Total Plays		966	889
Avg. Per Play		5.2	4.4
NET YARDS RUSHING		1819	2194
Avg. Per Game		129.9	156.7
Total Rushes		499	473
NET YARDS PASSING		3241	1729
Avg. Per Game		231.5	123.5
Sacked-Yards Lost		34-256	27-272
Gross Yards		3497	2001
Att.-Completions		433-255	389-175
Completion Pct.		58.9	45.0
Had Intercepted		14	22
PUNTS-AVG.		68-39.0	77-40.9
PENALTIES-YARDS		88-783	91-824
FUMBLES-BALL LOST		31-20	39-22
TOUCHDOWNS		45	30
Rushing		20	15
Passing		23	11
Returns		2	4

Score by Periods	1	2	3	4	Tot
Bengals	84	120	54	82	340
Opponents	36	77	68	65	246

SCORING	TD	Ru	Rc	Rt	PAT	FG	S	TP
Green	0	0	0	0	40-45	10-21	0	70
Fritts	10	8	2	0	—	—	0	60
Curtis	7	0	7	0	—	—	0	42
Joiner	5	0	5	0	—	—	0	30
Clark	4	4	0	0	—	—	0	24
Elliott	4	1	3	0	—	—	0	24
Myers	3	0	3	0	—	—	0	18
Williams	3	2	1	0	—	—	0	18
Anderson	2	2	0	0	—	—	0	12
E. Johnson	2	1	1	0	—	—	0	12
Reaves	2	2	0	0	—	—	0	12
Cobb	1	0	0	1	—	—	0	6
Riley	1	0	0	1	—	—	0	6
Trumpy	1	0	1	0	—	—	0	6
Bengals	45	20	23	2	40-45	10-21	0	340
Opponents	30	15	11	4	26-30	12-14	2	246

PASSING		Att	Cmp	Yds	Cmp %	Yds/Att	TD	%	Int	%	Lg	Sack-Lost	Rat
Anderson		377	228	3169	60.5	8.41	21	5.6	11	2.9	55	32-247	93.9
Reaves		51	25	297	49.0	5.82	2	3.9	3	5.9	51	2-9	55.8
Fritts		4	2	31	50.0	7.75	0	0.0	0	0.0	16	0-0	76.0
Green		1	0	0	0.0	0.00	0	0.0	0	0.0	—	0-0	39.6
Bengals		433	255	3497	58.9	8.08	23	5.3	14	3.2	55	34-256	89.0
Opponents		389	175	2001	45.0	5.14	11	2.8	22	5.7	48	27-272	46.9

USUAL STARTERS

OFFENSE		DEFENSE	
WR	Isaac Curtis	LE	Ken Johnson
LT	Rufus Mayes	LDT	Bob Brown
LG	Howard Fest	RDT	Ron Carpenter
C	Bob Johnson	RE	Sherman White
RG	Dave Lapham	LLB	Al Beauchamp
RT	Vernon Holland	MLB	Jim LeClair
TE	Bob Trumpy	RLB	Ron Pritchard
WR	Charlie Joiner	LCB	Lemar Parrish
QB	Ken Anderson	RCB	Ken Riley
HB	Stan Fritts	LS	Tommy Casanova
FB	Lervil Elliott	RS	Bernard Jackson
	Boobie Clark		

KICKOFF RETURNS	No	Yds	Avg	Lg	TD
Jackson	25	587	23.5	39	0
Elliott	13	272	20.9	46	0
Parrish	4	114	28.5	64	0
McDaniel	3	69	23.0	26	0
Cousino	1	0	0.0	0	0
Bengals	46	1042	22.7	64	0
Opponents	66	1558	23.6	—	0

FIELD GOALS	1-19	20-29	30-39	40-49	50+
Green	1-1	5-8	1-7	3-5	0-0
Bengals	1-1	5-8	1-7	3-5	0-0

FIELD GOAL ATTEMPTS BY GAME:
Green: (44G, 29N) (33N) (-) (21G, 29G) (37N) (41N) (23G) (45G, 28N, 35N) (28G, 18G, 37N) (21G, 25N) (33G) (37N, 48G) (36N, 47N) (-).

NOTE: Regular-season defensive statistics were not kept regularly until 1976.

RUSHING	No	Yds	Avg	Lg	TD
Clark	167	594	3.6	17	4
Fritts	94	375	4.0	22	8
Elliott	71	308	4.3	27	1
Anderson	49	188	3.8	29	2
E. Johnson	58	177	3.1	15	1
Williams	35	136	3.9	19	2
Henson	11	38	3.5	8	0
Reaves	6	13	2.2	9	2
Coslet	1	1	1.0	1	0
McDaniel	1	-2	-2.0	-2	0
Curtis	6	-9	-1.5	14	0
Bengals	499	1819	3.6	29	20
Opponents	473	2194	4.6	55	15

RECEIVING	No	Yds	Avg	Lg	TD
Curtis	44	934	21.2	55	7
Clark	42	324	8.0	27	0
Joiner	37	726	19.6	51	5
Myers	36	527	14.6	34	3
E. Johnson	25	196	7.8	30	1
Trumpy	22	276	12.5	35t	1
Elliott	20	196	9.8	31	3
Coslet	10	117	11.7	18	0
Williams	10	96	9.6	20	1
Fritts	6	63	10.5	17t	2
Novak	2	34	17.0	19	0
Henson	1	-2	-2.0	-2	0
Bengals	255	3497	13.7	55	23
Opponents	175	2001	11.4	48	11

INTERCEPTIONS	No	Yds	Avg	Lg	TD
Riley	6	76	12.7	30t	1
Jackson	5	97	19.4	34	0
Cobb	4	116	29.0	52t	1
LeClair	3	25	8.3	21	0
Blackwood	2	44	22.0	40	0
Davis	1	26	26.0	26	0
Parrish	1	26	26.0	26	0
Bengals	22	410	18.6	52t	2
Opponents	14	244	17.4	65	1

PUNTING	No	Yds	Avg	TB	Lg	B
Green	68	2655	39.0	6	57	1
Bengals	68	2655	39.0	6	57	1
Opponents	77	3150	40.7	—	—	—

PUNT RETURNS	Ret	FC	Yds	Avg	Lg	TD
Blackwood	23	0	123	5.3	31	0
Parrish	13	1	83	6.4	34	0
Casanova	11	2	60	5.5	12	0
Cobb	1	3	1	1.0	1	0
Bengals	48	6	267	5.6	34	0
Opponents	42	—	386	9.2	—	1

1975 SEASON PLAYOFF STATISTICS (0-1)

Date	W/L	Score	Opponent	Att
Dec. 28*	L	28-31	at Oakland	53,039
*AFC Divisional Playoff				

TEAM STATISTICS	Bengals	Opponent
TOTAL FIRST DOWNS	17	27
Rushing	8	9
Passing	6	15
Penalty	3	3
3rd Down: Made-Att.	3-11	6-14
3rd Down Pct.	27.3	42.9
4th Down: Made-Att.	1-2	0-0
4th Down Pct.	50.0	—
POSSESSION AVG.	NA	NA
TOTAL NET YARDS	258	358
Avg. Per Game	258.0	358.0
Total Plays	57	75
Avg. Per Play	4.5	4.8
NET YARDS RUSHING	97	173
Avg. Per Game	97.0	173.0
Total Rushes	25	51
NET YARDS PASSING	161	185
Avg. Per Game	161.0	185.0
Sacked-Yards Lost	5-40	1-14
Gross Yards	201	199
Att.-Completions	27-17	23-17
Completion Pct.	63.0	73.9
Had Intercepted	0	1
PUNTS-AVG.	6-35.8	1-38.0
Net Punting Avg.	21.8	31.0
PENALTIES-YARDS	5-37	7-64
FUMBLES-BALLS LOST	1-0	2-1
TOUCHDOWNS	4	4
Rushing	2	1
Passing	2	3
Returns	0	0

Score by Periods	1	2	3	4	OT	Tot
Bengals	0	7	7	14	—	28
Opponent	3	14	7	7	—	31

	Att	Cmp	Yds	%	Att	TD	%	Int	%	Lg	Sack-Lost	Rat
PASSING												
Anderson	27	17	201	63.0	7.44	2	7.4	0	0.0	37	5-40	110.3
Bengals	27	17	201	63.0	7.44	2	7.4	0	0.0	37	5-40	110.3
Opponent	23	17	199	73.9	8.65	3	13.0	1	4.3	36	1-14	121.2

SCORING	TD-Ru	Rc	Rt	PAT	FG	S	TP
Curtis	1	0	1	0	—	—	0
Elliott	1	1	0	0	—	—	0
Fritts	1	1	0	0	—	—	0
Joiner	1	0	1	0	—	—	0
Green	0	0	0	0	4-4	0-0	0
Bengals	4	2	2	0	4-4	0-0	0
Opponent	4	1	3	0	4-4	1-3	0

RUSHING	No	Yds	Avg	Lg	TD
Clark	8	46	5.8	10	0
Elliott	4	25	6.3	9	1
Fritts	6	14	2.3	6	1
Anderson	3	12	4.0	8	0
E. Johnson	3	0	0.0	6	0
Williams	1	0	0.0	0	0
Bengals	25	97	3.9	10	2
Opponent	51	173	3.4	18	1

RECEIVING	No	Yds	Avg	Lg	TD
Clark	4	38	9.5	26	0
Myers	3	67	22.3	37	0
Joiner	3	60	20.0	28	1
Curtis	3	20	6.7	14	1
Coslet	2	14	7.0	9	0
Elliott	1	9	9.0	9	0
Trumpy	1	—	—	7	0
Bengals	17	201	11.8	37	2
Opponent	17	199	11.7	36	3

INTERCEPTIONS	No	Yds	Avg	Lg	TD
Riley	1	34	34.0	34	0
Bengals	1	34	34.0	34	0
Opponent	0	0	—	—	0

PUNTING	No	Yds	Avg	Net	TB	In20	Lg	B
Green	6	215	35.8	21.8	1	0	44	0
Bengals	6	215	35.8	21.8	1	0	44	0
Opponent	1	38	38.0	31.0	0	0	38	0

PUNT RETURNS	Ret	FC	Yds	Avg	Lg	TD
Blackwood	1	0	7	7.0	7	0
Bengals	1	0	7	7.0	7	0
Opponent	4	0	64	16.0	24	0

KICKOFF RETURNS	No	Yds	Avg	Lg	TD
Jackson	2	43	21.5	25	0
Elliott	1	18	18.0	18	0
Parrish	1	10	10.0	10	0
Bengals	4	71	17.8	25	0
Opponent	5	121	24.2	37	0

FIELD GOALS	1-19	20-29	30-39	40-49	50+
Green	0-0	0-0	0-0	0-0	0-0
Bengals	0-0	0-0	0-0	0-0	0-0
Opponent	0-0	1-2	0-0	0-1	0-0

FIELD GOAL ATTEMPTS:

Green: (-).

Opponent: (41N, 27B, 21G).

DEFENSE/SPECIAL TEAMS/MISC. DEF.*

Player	ST	AT	TT	Yds	PD	FF	FR-Yds
LeClair	13	0	13	0-0	1	NA	0-0
Jackson	9	0	9	0-0	1	NA	0-0
Casanova	7	0	7	0-0	1	NA	0-0
Pritchard	7	0	7	0-0	0	NA	0-0
Riley	4	0	4	0-0	2	NA	0-0
White	4	0	4	0-0	0	NA	0-0
Beauchamp	3	0	3	0-0	0	NA	0-0
K. Johnson	3	0	3	0-0	0	NA	0-0
Brown	2	0	2	1-14	0	NA	0-0
Carpenter	2	0	2	0-0	0	NA	1-0
Parrish	2	0	2	0-0	1	NA	0-0
Cousino	1	0	1	0-0	0	NA	0-0
Green	1	0	1	0-0	0	NA	0-0
Harris	1	0	1	0-0	0	NA	0-0
Novak	1	0	1	0-0	0	NA	0-0

Blocked kicks: White (1 blocked FG).

*Press box statistics

1976 FINAL STATISTICS (10-4-0)

Head Coach: Bill Johnson				
Date	W/L	Score	Opponent	Att
Sept. 12	W	17-7	Denver	53,464
Sept. 19	L	27-28	at Baltimore	50,374
Sept. 26	W	28-7	Green Bay	44,103
Oct. 3	W	45-24	at Cleveland	75,817
Oct. 10	W	21-0	Tampa Bay	49,700
Oct. 17	L	6-23	at Pittsburgh	48,311
Oct. 24	W	27-7	at Houston	45,499
Oct. 31	W	21-6	Cleveland	54,776
Nov. 8	W	20-12	Los Angeles	52,480
Nov. 14	W	31-27	Houston	53,243
Nov. 21	W	27-24	at Kansas City	46,259
Nov. 28	L	3-7	Pittsburgh	55,142
Dec. 6	L	20-35	at Oakland	52,430
Dec. 12	W	42-3	at N.Y. Jets	31,067

TEAM STATISTICS		Bengals	Opponents
TOTAL FIRST DOWNS		238	234
Rushing		114	116
Passing		110	103
Penalty		14	15
TOTAL NET YARDS		4300	3670
Avg. Per Game		307.1	262.1
Total Plays		878	930
Avg. Per Play		4.9	3.9
NET YARDS RUSHING		2109	1912
Avg. Per Game		150.6	136.6
Total Rushes		481	520
NET YARDS PASSING		2191	1758
Avg. Per Game		156.5	125.6
Sacked-Yards Lost		37-252	46-444
Gross Yards		2443	2202
Att.-Completions		360-187	364-177
Completion Pct.		51.9	48.6
Had Intercepted		15	26
PUNTS-AVG.		76-39.5	86-38.2
PENALTY-YARDS		79-700	90-768
FUMBLES-BALL LOST		38-20	34-15
TOUCHDOWNS		42	25
Rushing		15	11
Passing		21	13
Returns		6	1

Score by Periods	1	2	3	4	Tot
Bengals	91	85	91	68	335
Opponents	44	63	49	54	210

SCORING	Td	Ru	Rc	Rt	PAT	FG	S	TP
Bahr	0	0	0	0	39-42	14-27	0	81
Clark	8	7	1	0	—	—	0	48
Trumpy	7	0	7	0	—	—	0	42
Curtis	6	0	6	0	—	—	0	36
Casanova	3	0	0	3	—	—	0	18
Elliott	3	0	3	0	—	—	0	18
Fritts	3	3	0	0	—	—	0	18
Griffin	3	3	0	0	—	—	0	18
Coslet	2	0	2	0	—	—	0	12
Anderson	1	1	0	0	—	—	0	6
Davis	1	1	0	0	—	—	0	6
McDaniel	1	0	1	0	—	—	0	6
Morgan	1	0	0	1	—	—	0	6
Myers	1	0	1	0	—	—	0	6
Riley	1	0	0	1	—	—	0	6
Shelby	1	0	0	1	—	—	0	6
Bacon	0	0	0	0	—	—	1	2
Bengals	42	15	21	6	39-42	14-27	1	335
Opponents	25	11	13	1	24-55	12-22	0	210

RUSHING	No	Yds	Avg	Lg	TD
Clark	151	671	4.4	24	7
Griffin	138	625	4.5	77	3
Elliott	69	276	4.0	24	0
Fritts	47	200	4.3	13	3
Davis	36	178	4.9	16	1
Anderson	31	134	4.3	25	1
Curtis	3	29	9.7	19	0
Shelby	5	9	1.8	3	0
Brooks	1	-13	-13.0	-13	0
Bengals	481	2109	4.4	77	15
Opponents	520	1912	3.7	29	11

RECEIVING	No	Yds	Avg	Lg	TD
Curtis	41	766	18.7	85	6
Clark	23	158	6.9	19	1
Elliott	22	188	8.5	29	3
Trumpy	21	323	15.4	48	7
Myers	17	267	15.7	63	1
Brooks	16	191	11.9	25	0
Griffin	16	138	8.6	23	0
McDaniel	12	232	19.3	46	1
Curtis	9	75	8.3	19	0
Coslet	5	73	14.6	32	2
Davis	4	29	7.3	11	0
Shelby	1	3	3.0	3	0
Bengals	187	2443	13.1	85	21
Opponents	177	2202	12.4	68	13

INTERCEPTIONS	No	Yds	Avg	Lg	TD
Riley	9	141	15.7	53	1
Casanova	5	109	21.8	33	2
Cobb	3	55	18.3	28	0
Parrish	2	0	0.0	0	0
Harris	2	-3	-1.5	0	0
Williams	1	17	17.0	17	0
LeClair	1	9	9.0	9	0
Devlin	1	2	2.0	2	0
Jackson	1	0	0.0	0	0
Pritchard	1	0	0.0	0	0
Bengals	26	330	12.7	53	3
Opponents	15	102	6.8	28	0

PUNTING	No	Yds	Avg	TB	Lg	B
McInally	76	2999	39.5	6	61	0
Bengals	76	2999	39.5	6	61	0
Opponents	86	3287	38.2	—	—	—

PUNT RETURNS	Ret	FC	Yds	Avg	Lg	TD
Shelby	21	4	162	7.7	30	0
Parrish	20	2	122	6.1	32	0
Casanova	10	2	45	4.5	15	0
Cobb	3	2	14	4.7	7	0
Davis	0	3	0	—	—	0
Bengals	54	13	343	6.4	32	0
Opponents	41	—	323	7.9	—	1

KICKOFF RETURNS	No	Yds	Avg	Lg	TD
Shelby	30	761	25.4	97	1
Elliott	5	98	19.6	22	0
Parrish	3	62	20.7	28	0
Griffin	3	56	18.7	23	0
Hunt	2	24	12.0	17	0
Davis	4	21	5.3	12	0
Morgan	1	14	14.0	14	0
Fritts	1	10	10.0	10	0
Bengals	49	1046	21.3	97	1
Opponents	66	1616	24.5	—	0

PASSING	Att	Cmp	Yds	Cmp %	Yds/Att	TD	%	Int	%	Lg	Sack-Lost	Rat
Anderson	338	179	2367	53.0	7.00	19	5.6	14	4.1	85	34-235	76.9
Reaves	22	8	76	36.4	3.45	2	9.1	1	4.5	19	3-17	58.1
Bengals	360	187	2443	51.9	6.79	21	5.8	15	4.2	85	37-252	75.7
Opponents	364	177	2202	48.6	6.05	13	3.6	26	7.1	68	46-444	50.0

USUAL STARTERS

OFFENSE		DEFENSE	
WR	Billy Brooks	LE	Gary Burley
LT	Rufus Mayes	LDT	Bob Brown
LG	John Shinnars	RDT	Ron Carpenter
C	Bob Johnson	RE	Coy Bacon
RG	Dave Lapham	LLB	Bo Harris
RT	Vernon Holland	MLB	Jim LeClair
TE	Bob Trumpy	RLB	Reggie Williams
WR	Isaac Curtis	LCB	Lemar Parrish
QB	Ken Anderson	RCB	Ken Riley
HB	Archie Griffin	LS	Tommy Casanova
FB	Boobie Clark	RS	Marvin Cobb, Bernard Jackson

FIELD GOALS	1-19	20-29	30-39	40-49	50+
Bahr	1-1	6-8	2-4	3-8	2-6
Bengals	1-1	6-8	2-4	3-8	2-6

FIELD GOAL ATTEMPTS BY GAME:

Bahr: (21G, 44N, 46N) (51G, 26G) (38B, 50N, 45B, 40N) (40G) (22N) (22G, 19G, 34N) (28G, 34G, 46N) (28N) (50N) (50G) (51N) (40G) (50N) (33G, 47G, 20G, 25G).

DEFENSE/SPECIAL TEAMS/MISC. DEF.*

Player	ST	AT	TT	Sks-Yds	PD	FF	FR-Yds
Williams	83	23	106	2-24	7	0	0-0
LeClair	81	25	106	0-0	3	1	0-0
Burley	69	11	80	10-90.5	1	1	1-0
Harris	54	15	69	1.5-5.5	4	3	1-(-2)
Brown	55	10	65	2-21	0	1	1-0
Carpenter	50	15	65	5.5-5.4	3	0	2-0
Bacon	52	10	62	22-217	2	5	2-48
Cobb	36	7	43	0-0	5	0	0-0
Parrish	36	7	43	0-0	12	0	0-0
Jackson	30	5	35	0-0	8	0	3-13
Cameron	27	6	33	0-0	1	0	0-0
Casanova	25	6	31	0-0	7	0	1-25
Riley	28	2	30	0-0	14	0	2-0
Morgan	19	3	22	0-0	3	0	1-32
Devlin	15	4	19	0-0	1	0	0-0
Perry	14	3	17	0-0	2	0	1-0
Pritchard	14	1	15	1-12	1	1	0-0
Davis	9	2	11	0-0	0	0	0-0
Fairchild	5	2	7	0-0	0	0	0-0
K. Johnson	5	2	7	1-10	2	0	0-0
Kollar	5	0	5	1-10	1	0	0-0
Shelby	5	0	5	0-0	0	0	0-0
B. Johnson	3	1	4	0-0	0	0	0-0
Lapham	3	0	3	0-0	0	0	0-0
McDaniel	3	0	3	0-0	0	0	0-0
Fritts	2	0	2	0-0	0	0	0-0
Hunt	2	0	2	0-0	0	0	0-0
Myers	2	0	2	0-0	0	0	0-0
Coslet	1	1	2	0-0	0	0	0-0
Bujnoch	1	0	1	0-0	0	0	0-0
Clark	1	0	1	0-0	0	0	0-0
Elliott	1	0	1	0-0	0	0	0-0
Shinnars	1	0	1	0-0	0	0	0-0

Blocked kicks: Bacon (1 blocked FG), Carpenter (1 blocked FG), Morgan (1 blocked FG).

*Press box statistics

1977 FINAL STATISTICS (8-6-0)

Head Coach: Bill Johnson

Date	W/L	Score	Opponent	Att
Sept. 18	L	3-13	Cleveland	52,847
Sept. 25	W	42-20	Seattle	45,579
Oct. 2	L	3-24	at San Diego	40,352
Oct. 9	W	17-7	at Green Bay	53,653
Oct. 17	L	14-20	at Pittsburgh	47,950
Oct. 23	L	13-24	Denver	54,395
Oct. 30	W	10-10*	Houston	53,194
Nov. 6	W	13-7	at Cleveland	81,932
Nov. 13	L	10-42	at Minnesota	45,371
Nov. 20	W	23-17	Miami	46,733
Nov. 27	W	30-13	N.Y. Giants	32,705
Dec. 4	W	27-7	at Kansas City	38,488
Dec. 10	W	17-10	Pittsburgh	36,133
Dec. 18	L	16-21	at Houston	46,212

*Overtime

TEAM STATISTICS	Bengals	Opponents
TOTAL FIRST DOWNS	248	253
Rushing	110	113
Passing	112	113
Penalty	26	27
TOTAL NET YARDS	4194	4124
Avg. Per Game	299.6	294.6
Total Plays	904	901
Avg. Per Play	4.6	4.6
NET YARDS RUSHING	1861	1897
Avg. Per Game	132.9	135.5
Total Rushes	488	525
NET YARDS PASSING	2333	2227
Avg. Per Game	166.6	159.1
Sacked-Yards Lost	31-217	25-226
Gross Yards	2550	2453
Att.-Completions	385-192	351-196
Completion Pct.	49.9	55.8
Had Intercepted	16	16
PUNTS-AVG.	70-41.3	72-37.6
PENALTIES-YARDS	89-859	103-788
FUMBLES-BALL LOST	37-16	34-23
TOUCHDOWNS	26	29
Rushing	10	15
Passing	12	14
Returns	4	0

Score by Periods	1	2	3	4	OT	Tot
Bengals	75	71	35	54	3	238
Opponents	38	97	36	64	0	235

SCORING	TD	R	Rc	Rt	PAT	FG	S	TP
Bahr	0	0	0	0	25-26	19-27	0	82
Brooks	4	0	4	0	—	—	0	24
P. Johnson	4	4	0	0	—	—	0	24
McInally	3	0	3	0	—	—	0	18
K. Anderson	2	2	0	0	—	—	0	12
Curtis	2	0	2	0	—	—	0	12
Davis	2	2	0	0	—	—	0	12
Williams	2	0	2	0	—	—	0	12
Bujnoch	1	1	0	0	—	—	0	6
Clark	1	1	0	0	—	—	0	6
Corbett	1	0	1	0	—	—	0	6
Elliott	1	0	1	0	—	—	0	6
Parrish	1	0	0	1	—	—	0	6
Shelby	1	0	0	1	—	—	0	6
Trumpy	1	0	1	0	—	—	0	6
Bengals	26	10	12	4	25-26	19-27	0	238
Opponents	29	15	14	0	26-29	11-18	1	235

PASSING	Att	Cmp	Yds	Cmp %	Yds/Att	TD	%	Int	Lg	Sack-Lost	Ret
K. Anderson	323	166	2145	51.4	6.64	11	3.4	11	3.4	94t	69.7
Reaves	59	24	383	40.7	6.49	0	0.0	5	8.5	40	27.6
Ma. Cobb	1	0	0	0.0	0.00	0	0.0	0	0.0	—	29.6
Griffin	1	1	18	100.0	18.00	1	100.0	0	0.0	18t	158.3
McInally	1	1	4	100.0	4.00	0	0.0	0	0.0	4	83.3
Bengals	385	192	2550	49.9	6.62	12	3.1	16	4.2	94t	64.3
Opponents	351	196	2453	55.8	6.39	14	4.0	16	4.6	82t	72.0

RUSHING	No	Yds	Avg	Lg	TD
P. Johnson	153	585	3.8	65	4
Griffin	137	549	4.0	31	0
Elliott	65	269	4.1	32	0
Clark	68	226	3.3	10t	1
K. Anderson	26	128	4.9	17t	2
Davis	27	81	3.0	13	2
Casanova	1	20	20.0	20	0
Bujnoch	1	4	4.0	4t	1
McInally	1	4	4.0	4	0
Ma. Cobb	1	0	0.0	0	0
Reaves	5	0	0.0	0	0
Corbett	1	-1	-1.0	-1	0
Brooks	2	-4	-2.0	4	0
Bengals	488	1861	3.8	65	10
Opponents	525	1897	3.6	38	15

RECEIVING	No	Yds	Avg	Lg	TD
Brooks	39	772	19.8	94t	4
Elliott	29	238	8.2	33	1
Griffin	28	240	8.6	24	0
Curtis	20	338	16.9	54	2
Trumpy	18	251	13.9	32	1
McInally	17	258	15.2	43t	3
McDaniel	12	148	12.3	31	0
Davis	9	83	9.2	28	0
Corbett	7	127	18.1	47t	1
Clark	7	33	4.7	11	0
P. Johnson	5	49	9.8	21	0
Walker	1	13	13.0	13	0
Bengals	192	2550	13.3	94t	12
Opponents	196	2453	12.5	82t	14

INTERCEPTIONS	No	Yds	Avg	Lg	TD
Parrish	3	95	31.7	47t	1
Williams	3	67	22.3	54t	1
Ma. Cobb	2	37	18.5	34	0
Harris	2	17	8.5	10	0
Riley	2	14	7.0	14	0
LeClair	2	8	4.0	8	0
Casanova	1	0	0.0	0	0
Morgan	1	0	0.0	0	0
Bengals	16	238	14.9	54t	2
Opponents	16	192	12.0	41	0

PUNTING	No	Yds	Avg	TB	Lg	B
McInally	67	2802	41.8	3	67	1
Bahr	2	88	44.0	0	45	0
Bengals	70	2890	41.3	3	67	1
Opponents	75	2822	37.6	—	—	—

PUNT RETURNS	Ret	FC	Yds	Avg	Lg	TD
Davis	19	6	220	11.6	70	0
Shelby	11	3	54	4.9	13	0
Parrish	4	0	30	7.5	11	0
Holden	3	0	14	4.7	13	0
J. Anderson	1	0	0	0.0	0	0
Casanova	1	1	6	6.0	6	0
Ma. Cobb	1	0	4	4.0	4	0
Williams	1	0	0	0.0	0	0
Bengals	41	10	328	8.0	70	0
Opponents	38	—	260	6.8	—	0

USUAL STARTERS

OFFENSE	DEFENSE
WR Isaac Curtis	LE Gary Burley
LT Rufus Mayes	LDT Eddie Edwards
LG John Shimmers,	RDT Wilson Whitley
Glenn Bujnoch	RE Coy Bacon
C Bob Johnson	LLB Bo Harris
RG Dave Lapham	MLB Jim LeClair
RT Vernon Holland	LB Reggie Williams
TE Bob Trumpy	LCB Lemar Parrish
WR Billy Brooks	RCB Ken Riley
QB Ken Anderson	SS Tommy Casanova
HB Archie Griffin	FS Marvin Cobb
FB Pete Johnson	

KICKOFF RETURNS	No	Yds	Avg	Lg	TD
Shelby	19	403	21.2	38	0
Griffin	9	192	21.3	31	0
J. Anderson	8	129	16.1	21	0
Davis	3	42	14.0	18	0
Holden	2	42	21.0	24	0
Elliott	1	23	23.0	23	0
Parrish	1	23	23.0	23	0
Ma. Cobb	1	15	15.0	15	0
P. Johnson	1	11	11.0	11	0
Fairchild	1	6	6.0	6	0
Bengals	46	886	19.3	38	0
Opponents	49	1029	21.4	—	0

FIELD GOALS	1-19	20-29	30-39	40-49	50+
Bahr	1-1	10-11	4-8	4-6	0-1
Bengals	1-1	10-11	4-8	4-6	0-1

FIELD GOAL ATTEMPTS BY GAME:

Bahr: (25G, 47N, 38N) (-) (35G) (36N, 32G) (-) (24G, 57N, 19G) (39N, 23G, 22G) (47G) (23G, 48N) (43G, 44G, 42G) (32G) (20G, 35G) (37N, 24N, 24G) (24G, 27G, 28G).

DEFENSE/SPECIAL TEAMS/MISC. DEF.*

Player	ST	AT	TT	Sks-Yds	PD	FF	FR-Yds
Williams	104	16	120	0.5-7.5	2	1	2-0
LeClair	82	26	108	2-21	3	0	3-0
Edwards	60	11	71	4-31	1	1	1-10
Harris	50	17	67	2-20.5	9	0	0-0
Burley	55	11	66	8.5-71.5	1	0	1-10
Whitley	36	13	49	0-0	5	0	1-0
Riley	43	3	46	0-0	11	0	1-6
Ma. Cobb	34	8	42	0-0	4	0	0-0
Anderson	35	6	41	0-0	1	1	2-0
Bacon	27	9	36	5.5-45.5	3	0	2-0
Casanova	28	6	34	0.5-5	5	1	1-0
W. Johnson	28	4	32	1-11	0	0	0-0
Parrish	25	2	27	0-0	12	0	0-0
Morgan	24	3	27	0-0	6	0	1-0
Cameron	16	6	22	0-0	1	0	1-0
Phillips	15	1	16	0-0	2	1	1-0
Davis	10	2	12	0-0	0	0	1-0
Corbett	8	3	11	0-0	0	0	0-0
K. Johnson	5	2	7	1-13	0	0	0-0
Perry	6	0	6	0-0	0	0	0-0
Shelby	6	0	6	0-0	0	0	0-0
Holden	2	2	4	0-0	0	0	1-0
B. Johnson	2	1	3	0-0	0	0	0-0
Clark	2	0	2	0-0	0	0	0-0
Elliott	2	0	2	0-0	0	0	1-0
Griffin	2	0	2	0-0	0	0	1-0
P. Johnson	2	0	2	0-0	0	0	0-0
Brooks	1	0	1	0-0	0	0	0-0
Bujnoch	1	0	1	0-0	0	0	0-0
Curtis	1	0	1	0-0	0	0	0-0
Fairchild	1	0	1	0-0	0	0	0-0
McDaniel	1	0	1	0-0	0	0	1-0
Reaves	1	0	1	0-0	0	0	0-0
Walker	1	0	1	0-0	0	0	0-0
Wells	1	0	1	0-0	0	0	1-0
McInally	0	0	0	0-0	0	0	1-0

Blocked kicks: Davis (1 blocked punt), LeClair (1 blocked PAT), Perry (1 blocked punt), Phillips (1 blocked punt).

*Press box statistics

1978 FINAL STATISTICS (4-12-0)

Head Coaches: Bill Johnson (0-5),
Homer Rice (4-7)

Date	W/L	Score	Opponent	Att
Sept. 3	L	23-24	Kansas City	41,810
Sept. 10	L	10-13*	at Cleveland	72,691
Sept. 17	L	3-28	Pittsburgh	50,260
Sept. 24	L	18-20	New Orleans	40,455
Oct. 1	L	12-28	at San Francisco	41,107
Oct. 9	L	0-21	at Miami	54,729
Oct. 15	L	3-10	New England	48,699
Oct. 22	L	0-5	at Buffalo	47,754
Oct. 29	W	28-13	Houston	50,532
Nov. 5	L	13-22	at San Diego	43,639
Nov. 13	L	21-34	Oakland	51,374
Nov. 19	L	6-7	at Pittsburgh	47,578
Nov. 26	L	10-17	at Houston	43,245
Dec. 3	W	37-7	Atlanta	25,336
Dec. 11	W	20-19	at Los Angeles	47,471
Dec. 17	W	48-16	Cleveland	46,985

TEAM STATISTICS

	Bengals	Opponents
TOTAL FIRST DOWNS	271	269
Rushing	105	121
Passing	141	118
Penalty	25	30
TOTAL NET YARDS	4872	4632
Avg. Per Game	304.5	289.5
Total Plays	1034	1036
Avg. Per Play	4.7	4.5
NET YARDS RUSHING	2131	2396
Avg. Per Game	133.2	149.8
Total Rushes	526	607
NET YARDS PASSING	2741	2236
Avg. Per Game	171.3	139.8
Sacked-Yards Lost	38-298	33-284
Gross Yards	3039	2520
Att.-Completions	470-250	396-193
Completion Pct.	53.2	48.7
Had Intercepted	30	20
PUNTS-AVG.	95-42.4	108-41.6
PENALTIES-YARDS	110-956	123-1074
FUMBLES-BALL LOST	36-19	36-17
TOUCHDOWNS	29	34
Rushing	10	16
Passing	14	14
Returns	5	4

Score by Periods	1	2	3	4	OT	Total
Bengals	30	79	46	97	0	252
Opponents	66	106	53	56	3	284

SCORING	Td	Ru	Rc	Rt	PAT	FG	S	TP
Bahr	0	0	0	0	26-30	0	74	
P. Johnson	7	7	0	0	—	0	42	
Bass	5	0	4	1	—	0	30	
Curtis	3	0	3	0	—	0	18	
A. Griffin	3	0	3	0	—	0	18	
Perry	3	0	0	3	—	0	18	
Brooks	2	0	2	0	—	0	12	
Davis	2	0	2	0	—	0	12	
Walker	2	0	2	0	—	0	12	
Anderson	1	1	0	0	—	0	6	
Jauron	1	0	0	1	—	0	6	
Burley	0	0	0	0	—	1	2	
(TEAM)	0	0	0	0	—	1	2	
Bengals	29	10	14	5	26-30	2	252	
Opponents	34	16	14	4	30-34	16-23	1	284

PASSING	Att	Cmp	Yds	Cmp %	Yds/Att	TD	Int	Lg	Sack-Lost	Ret
Anderson	319	173	2219	54.2	6.96	10	3.1	22	6.9	57
Reaves	144	74	790	51.4	5.49	3	2.1	8	5.6	51
Hertel	4	1	9	25.0	2.25	0	0.0	0	0-0	39.6
A. Griffin	3	2	21	66.7	7.00	1	33.3	0	0.0	18
Bengals	470	250	3039	53.2	6.47	14	3.0	30	6.4	57
Opponents	396	193	2520	48.7	6.36	14	3.5	20	5.1	53

RUSHING	No	Yds	Avg	Lg	TD
P. Johnson	180	762	4.2	50†	7
A. Griffin	132	484	3.7	30	0
Turner	84	333	4.0	65	0
Clark	40	187	4.7	20	0
Anderson	29	167	5.8	16	1
Elliott	29	75	2.6	12	0
Davis	21	57	2.7	15	2
Reaves	6	50	8.3	20	0
Dinkel	1	20	20.0	20	0
Curtis	1	1	1.0	1	0
Hertel	1	0	0.0	0	0
Law	1	-1	-1.0	-1	0
Bass	1	-4	-4.0	-4	0
Bengals	526	2131	4.1	65	10
Opponents	607	2396	3.9	70†	16

RECEIVING	No	Yds	Avg	Lg	TD
Curtis	47	737	15.7	57	3
A. Griffin	35	284	8.1	27	3
P. Johnson	31	236	7.6	34	0
Brooks	30	506	16.9	45	2
Bass	27	447	16.6	51†	4
McInally	15	189	12.6	49	0
Corbett	12	187	15.6	51	0
Walker	12	126	10.5	28	2
Elliott	12	100	8.3	18	0
Clark	11	73	6.6	26	0
Turner	11	50	4.5	8	0
Law	5	81	16.2	20	0
Davis	2	23	11.5	14	0
Bengals	250	3039	12.2	57	14
Opponents	193	2520	13.1	53	14

INTERCEPTIONS	No	Yds	Avg	Lg	TD
Jauron	4	52	13.0	24†	1
Perry	3	59	19.7	39†	2
Riley	3	33	11.0	17	0
Breeden	3	25	8.3	18	0
Morgan	1	64	64.0	64	0
Shumon	1	48	48.0	48	0
Cobb	1	13	13.0	13	0
LeClair	1	11	11.0	11	0
Williams	1	11	11.0	11	0
Edwards	1	2	2.0	2	0
Dinkel	1	1	1.0	1	0
Bengals	20	319	16.0	64	3
Opponents	30	211	7.0	40	2

PUNTING	No	Yds	Avg	TB	Lg	B
McInally	91	3919	43.1	10	65	0
Bahr	4	108	27.0	1	41	0
Bengals	95	4027	42.4	11	65	0
Opponents	108	4496	41.6	—	—	—

PUNT RETURNS	Ret	FC	Yds	Avg	Lg	TD
Law	25	4	106	4.2	17	0
Davis	22	8	130	5.9	12	0
Breeden	6	1	-12	-2.0	1	0
Bass	3	0	8	2.7	7	0
Jauron	3	2	32	10.7	15	0
Bengals	59	15	264	4.5	17	0
Opponents	58	—	564	9.7	—	0

USUAL STARTERS

OFFENSE	DEFENSE
WR Isaac Curtis	LE Gary Burley
LT Mike Wilson,	LDT Wilson Whitley
Rufus Mayes	RDT Eddie Edwards
LG Glenn Bujnoch	RE Ross Browner
C Blair Bush	LLB Glenn Cameron
RG Dave Lapham	MLB Jim LeClair
RT Vernon Holland	RLB Reggie Williams
TE Don Bass	LCB Louis Breeden
WR Billy Brooks	RCB Ken Riley
QB Ken Anderson	SS Marvin Cobb
HB Archie Griffin,	FS Scott Perry
Deacon Turner	
FB Pete Johnson,	
Boobie Clark	

KICKOFF RETURNS	No	Yds	Avg	Lg	TD
R. Griffin	37	787	21.3	39	0
Bass	7	138	19.7	33	0
A. Griffin	4	94	23.5	26	0
Davis	3	51	17.0	21	0
Law	2	30	15.0	17	0
Turner	1	24	24.0	24	0
Corbett	1	15	15.0	15	0
Breeden	1	12	12.0	12	0
Clark	1	11	11.0	11	0
Vincent	1	2	2.0	2	0
Bengals	58	1164	20.1	39	0
Opponents	49	1105	22.6	—	0

FIELD GOALS	1-19	20-29	30-39	40-49	50+
Bahr	0-0	5-7	4-8	6-12	1-3
Bengals	0-0	5-7	4-8	6-12	1-3

FIELD GOAL ATTEMPTS BY GAME:

Bahr: (42G) (30B, 37N, 37G) (50N, 33G) (47N, 42G, 22G, 20G) (46G) (29B) (25N, 52G, 44N, 51N) (-) (45N) (49N) (-) (48N, 29G, 48G) (38N, 34G) (46N, 32G) (24G, 37B, 42G) (23G, 49G).

DEFENSE/SPECIAL TEAMS/MISC. DEF.*

Player	ST	AT	TT	Sks-Yds	PD	FF	FR-Yds
LeClair	91	27	118	2-22	4	1	0-0
Cameron	63	30	93	3-23	4	0	0-0
Williams	69	17	86	3-20	1	1	1-30
Burley	63	19	82	4-29	2	2	0-0
Breeden	60	9	69	1-12	0	0	0-0
Browner	53	16	69	6.5-73.5	2	2	2-31
Cobb	50	12	62	0-0	12	0	0-0
Whitley	43	15	58	3-30	2	0	2-10
Edwards	45	12	57	5.5-39.5	0	0	2-0
Dinkel	30	11	41	2-16	1	1	3-0
Jauron	29	12	41	1-15	4	0	0-0
Perry	35	14	49	0-0	8	0	1-0
Riley	26	2	28	0-0	11	0	1-0
DePaso	15	5	20	0-0	0	1	0-0
Morgan	14	6	20	0-0	3	1	0-0
Shumon	6	5	11	0-0	0	0	0-0
Clark	10	0	10	0-0	0	0	0-0
Corbett	9	1	10	0-0	0	0	0-0
Vincent	6	4	10	0-0	1	0	0-0
R. Griffin	9	0	9	0-0	0	0	1-0
Davis	8	1	9	0-0	0	0	0-0
Harris	7	0	7	2-12	2	0	1-0
Bush	6	1	7	0-0	0	0	0-0
Devlin	3	3	6	0-0	0	0	0-0
Ruud	5	0	5	0-0	0	0	0-0
Bass	4	0	4	0-0	0	0	1-0
Elliott	3	0	3	0-0	0	0	0-0
Phillips	3	0	3	0-0	0	0	0-0
Purefory	3	0	3	0-0	0	0	0-0
A. Griffin	2	0	2	0-0	0	0	0-0
B. Johnson	2	0	2	0-0	0	0	1-0
Lapham	2	0	2	0-0	0	0	0-0
Law	2	0	2	0-0	0	0	0-0
Bahr	1	1	2	0-0	0	0	0-0
Curtis	1	0	1	0-0	0	0	0-0
McInally	1	0	1	0-0	0	0	0-0
Turner	0	1	1	0-0	0	0	0-0

Blocked kicks: Perry (1 blocked punt).

*Press box statistics

1979 FINAL STATISTICS (4-12-0)

Head Coach: Homer Rice

Date	W/L	Score	Opponent	Att
Sept. 2	L	0-10	at Denver	74,788
Sept. 9	L	24-51	at Buffalo	43,504
Sept. 16	L	14-20	New England	41,805
Sept. 23	L	27-30*	Houston	45,615
Sept. 30	L	13-38	at Dallas	63,179
Oct. 7	L	7-10	Kansas City	40,041
Oct. 14	W	34-10	Pittsburgh	52,381
Oct. 21	L	27-28	at Cleveland	75,119
Oct. 28	W	37-13	Philadelphia	42,036
Nov. 4	L	28-38	at Baltimore	37,740
Nov. 11	L	24-26	San Diego	40,782
Nov. 18	L	21-42	at Houston	49,829
Nov. 25	W	34-28	St. Louis	25,103
Dec. 2	L	17-37	at Pittsburgh	46,521
Dec. 9	L	14-28	at Washington	52,882
Dec. 16	W	16-12	Cleveland	42,183

*Overtime

TEAM STATISTICS	Bengals	Opponents
TOTAL FIRST DOWNS	289	334
Rushing	138	133
Passing	131	175
Penalty	20	26
TOTAL NET YARDS	4639	5911
Avg. Per Game	289.9	369.4
Total Plays	1049	1052
Avg. Per Play	4.4	5.6
NET YARDS RUSHING	2329	2219
Avg. Per Game	145.6	138.7
Total Rushes	560	528
NET YARDS PASSING	2310	3692
Avg. Per Game	144.4	230.8
Sacked-Yards Lost	63-511	32-216
Gross Yards	2821	3908
Att.-Completions	426-228	492-275
Completion Pct.	53.5	55.9
Had Intercepted	15	20
PUNTS-AVG.	91-40.4	71-39.6
PENALTIES-YARDS	88-744	101-871
FUMBLES-BALL LOST	24-14	39-24
TOUCHDOWNS	43	52
Rushing	23	22
Passing	17	27
Returns	3	3

Score by Periods	1	2	3	4	OT	Tot
Bengals	83	115	75	64	0	337
Opponents	57	140	106	115	3	421

SCORING	TD	Ru	Rc	Rt	PAT	FG	S	TP
P. Johnson	15	14	1	0	—	—	0	90
Bahr	0	0	0	0	40-42	13-23	0	79
Curtis	8	0	0	0	—	—	0	48
Thompson	5	5	0	0	—	—	0	30
Bass	3	0	3	0	—	—	0	18
Anderson	2	2	0	0	—	—	0	12
A. Griffin	2	0	2	0	—	—	0	12
Alexander	1	1	0	0	—	—	0	6
Brooks	1	0	1	0	—	—	0	6
R. Griffin	1	0	0	1	—	—	0	6
Kurnick	1	0	0	1	—	—	0	6
LeClair	1	0	0	1	—	—	0	6
Ross	1	0	1	0	—	—	0	6
Turner	1	0	1	0	—	—	0	6
Walker	1	0	1	0	—	—	0	6
Bengals	43	23	17	3	40-43	13-23	0	337
Opponents	52	22	27	3	49-52	20-27	0	421

RUSHING	No	Yds	Avg	Lg	TD
P. Johnson	243	865	3.6	35t	14
A. Griffin	140	688	4.9	63	0
Alexander	88	286	3.3	17	1
Anderson	28	235	8.4	21	2
Thompson	21	116	5.5	21	5
Turner	28	86	3.1	10	1
Bass	4	35	8.8	14	0
McInally	1	18	18.0	18	0
Dinkel	2	14	7.0	9	0
Kreider	2	0	0.0	0	0
Poole	1	-3	-3.0	-3	0
Curtis	2	-11	-5.5	-4	0
Bengals	560	2329	4.2	63	23
Opponents	528	2219	4.2	36	22

RECEIVING	No	Yds	Avg	Lg	TD
Bass	58	724	12.5	50	3
A. Griffin	43	417	9.7	52t	2
Ross	41	516	12.6	41	1
Curtis	32	605	18.9	67t	8
P. Johnson	24	154	6.4	15t	1
Alexander	11	91	8.3	13	0
Brooks	8	214	26.8	73t	1
Corbett	3	34	11.3	15	0
Kreider	3	20	6.7	8	0
Turner	2	18	9.0	10	0
McInally	1	24	24.0	24	0
Walker	1	14	14.0	14t	1
Poole	1	-10	-10.0	-10	0
Bengals	228	2821	12.4	73t	17
Opponents	275	3908	14.2	59	27

INTERCEPTIONS	No	Yds	Avg	Lg	TD
Jauron	6	41	6.8	12	0
R. Griffin	4	167	41.8	96t	1
Cobb	3	19	6.3	14	0
Williams	2	5	2.5	3	0
J. Browner	1	15	15.0	15	0
Perry	1	11	11.0	11	0
Whitley	1	2	2.0	2	0
LeClair	1	0	0.0	0	0
Riley	1	0	0.0	0	0
Bengals	20	260	13.0	96t	1
Opponents	15	305	20.3	68	2

PUNTING	No	Yds	Avg	TB	Lg	B
McInally	89	3678	41.3	12	61	2
Bengals	91	3678	40.4	12	61	2
Opponents	71	2812	39.6	—	—	—

PUNT RETURNS	Ret	FC	Yds	Avg	Lg	TD
Lusby	32	4	260	8.1	40	0
Levenseller	8	2	46	5.8	21	0
Burk	1	1	0	0.0	0	0
Jauron	1	2	10	10.0	10	0
Bengals	42	9	316	7.5	40	0
Opponents	48	—	325	6.8	—	0

KICKOFF RETURNS	No	Yds	Avg	Lg	TD
Turner	55	1149	20.9	36	0
Poole	7	128	18.3	24	0
Lusby	6	92	15.3	28	0
J. Browner	6	87	14.5	26	0
Kurnick	4	60	15.0	20	0
R. Browner	2	29	14.5	15	0
R. Griffin	1	15	15.0	15	0
Bengals	81	1560	19.3	36	0
Opponents	63	1258	20.0	—	0

PASSING	Att	Cmp	Yds	Cmp %	Yds/Att	TD	%	Int	%	Lg	Sack-Lost	Rat
Anderson	339	189	2340	55.8	6.90	16	4.7	10	2.9	73t	46-324	80.7
Thompson	87	39	481	44.8	5.53	1	1.1	5	5.7	50	16-178	42.4
Kreider	0	0	0	—	—	—	0	—	—	—	1-9	—
Bengals	426	228	2821	53.5	6.62	17	4.0	15	3.5	73t	63-511	72.9
Opponents	492	275	3908	55.9	7.94	27	5.5	20	4.1	59	32-216	83.1

USUAL STARTERS

OFFENSE	DEFENSE
WR Don Bass	LE Gary Burley
LT Mike Wilson	LDT Eddie Edwards
LG Glenn Bujnoch	RDT Wilson Whitley
C Blair Bush	RE Ross Browner
RG Dave Lapham	LLB Bo Harris
RT Vernon Holland	MLB Jim LeClair
TE Dan Ross	RLB Reggie Williams
WR Isaac Curtis	LCB Louis Breeden
QB Ken Anderson	RCB Ken Riley
HB Archie Griffin	SS Marvin Cobb
FB Pete Johnson	FS Dick Jauron

FIELD GOALS	1-19	20-29	30-39	40-49	50+
Bahr	0-0	4-6	3-7	4-8	2-2
Bengals	0-0	4-6	3-7	4-8	2-2

FIELD GOAL ATTEMPTS BY GAME:

Bahr: (-) (24G) (37N) (48N, 55G, 32N, 52G) (48G, 38G) (43N) (49N) (25N) (24G, 24G, 43G) (38N) (28G) (-) (38G, 33G, 27N) (37N, 46G) (-) (43G, 46N).

DEFENSE/SPECIAL TEAMS/MISC. DEF.*

Player	ST	AT	TT	Sks-Yds	PD	FF	FR-Yds
LeClair	92	46	138	0-0	5	0	1-27
Williams	66	25	91	3-16	5	2	1-0
Harris	59	18	77	4-33	4	1	0-0
Jauron	55	18	73	0-0	5	2	3-0
Cobb	50	17	67	0-0	7	0	0-0
Burley	56	10	66	5-40	2	0	0-0
R. Browner	48	16	64	6-36.5	2	1	2-0
J. Browner	48	13	61	0-0	4	2	1-0
Edwards	40	15	55	4.5-40	2	0	2-0
Whitley	32	11	43	3.5-19.5	3	1	2-0
Riley	33	9	42	0-0	13	0	3-31
Dinkel	31	11	42	1-1	1	0	0-0
Cameron	29	12	41	0-0	1	0	0-0
Perry	23	9	32	0-0	3	0	0-0
R. Griffin	30	1	31	0-0	6	0	1-0
White	20	8	28	2-16	0	0	0-0
Breeden	17	5	22	0-0	5	0	0-0
Mitchell	13	7	20	3-14	1	0	0-0
Ruud	14	5	19	0-0	0	0	0-0
Kurnick	16	1	17	0-0	0	2	2-38
Levenseller	14	2	16	0-0	0	0	2-0
Lusby	11	1	12	0-0	0	1	2-0
Burk	4	1	5	0-0	0	0	1-0
Poole	4	1	5	0-0	0	0	1-0
Corbett	3	0	3	0-0	0	0	0-0
Walker	3	0	3	0-0	0	0	0-0
Wilson	2	0	2	0-0	0	0	0-0
Alexander	1	0	1	0-0	0	0	0-0
Bahr	1	0	1	0-0	0	0	0-0
Bush	1	0	1	0-0	0	0	0-0
Curtis	1	0	1	0-0	0	0	0-0
P. Johnson	1	0	1	0-0	0	0	0-0
Lapham	1	0	1	0-0	0	0	0-0
Montoya	1	0	1	0-0	0	0	0-0

Blocked kicks: Burley (1 blocked FG), Cobb (1 blocked FG).

*Press box statistics

1980 FINAL STATISTICS (6-10-0)

Head Coach: Forrest Gregg

Date	W/L	Score	Opponent	Att
Sept. 7	L	12-17	Tampa Bay	43,211
Sept. 14	L	16-17	at Miami	38,322
Sept. 21	W	30-28	Pittsburgh	52,490
Sept. 28	L	10-13	Houston	50,413
Oct. 5	L	9-14	at Green Bay	55,006
Oct. 12	W	17-16	at Pittsburgh	53,668
Oct. 19	W	14-10	Minnesota	44,487
Oct. 26	L	3-23	at Houston	49,189
Nov. 2	L	14-31	San Diego	46,406
Nov. 9	L	17-28	at Oakland	44,132
Nov. 16	L	0-14	Buffalo	40,836
Nov. 23	L	7-31	at Cleveland	79,253
Nov. 30	W	20-6	at Kansas City	41,594
Dec. 7	W	34-33	Baltimore	35,651
Dec. 14	W	17-14*	at Chicago	40,008
Dec. 21	L	24-27	Cleveland	58,458

*Overtime

TEAM STATISTICS

TOTAL FIRST DOWNS	283	286
Rushing	111	111
Passing	147	154
Penalty	25	21
TOTAL NET YARDS	4884	4804
Avg. Per Game	305.3	300.3
Total Plays	1060	995
Avg. Per Play	4.6	4.8
NET YARDS RUSHING	2069	1680
Avg. Per Game	129.3	105.0
Total Rushes	513	469
NET YARDS PASSING	2815	3124
Avg. Per Game	175.9	195.3
Sacked-Yards Lost	37-287	35-302
Gross Yards	3102	3426
Att.-Completions	510-281	491-284
Completion Pct.	55.1	57.8
Had Intercepted	25	20
PUNTS-AVG.	87-39.7	72-38.5
PENALTIES-YARDS	118-949	106-809
FUMBLES-BALL LOST	22-8	44-22
TOUCHDOWNS	28	38
Rushing	9	13
Passing	17	22
Returns	2	3

Score by Periods	1	2	3	4	OT	Tot
------------------	---	---	---	---	----	-----

Bengals	80	65	30	66	3	244
Opponents	17	109	85	101	0	312

SCORING TD-Ru-Rc-Rt PAT FG S TP

Junior	0	0	0	15-15	11-20	0	48
Johnson	7	6	1	0	—	—	42
Bass	6	0	6	0	—	—	36
Ross	4	0	4	0	—	—	24
Breech	0	0	0	0	11-12	4-7	23
Curtis	3	0	3	0	—	—	18
Alexander	2	2	0	0	—	—	12
R. Griffin	2	0	0	2	—	—	12
McInally	2	0	2	0	—	—	12
Thompson	1	1	0	0	—	—	6
Turner	1	0	1	0	—	—	6
Williams	0	0	0	0	—	—	2
Vitello	0	0	0	0	1-1	0-2	0
(TEAM)	0	0	0	0	—	—	1
Bengals	28	9	17	2	27-28	15-29	2
Opponents	38	13	22	3	36-38	16-27	2

	Att	Cmp	Yds	Cmp %	Yds/A
PASSING					
Anderson	275	166	1778	60.4	6.4
Thompson	234	115	1324	49.1	5.6
Kreider	1	0	0	0.0	0.0
Bengals	510	281	3102	55.1	6.0
Opponents	491	284	3426	57.8	6.9

RUSHING	No	Yds	Avg	Lg	TD
Johnson	186	747	4.0	57l	6
Alexander	169	702	4.2	37	2
A. Griffin	85	260	3.1	14	0
Turner	30	130	4.3	24	0
Anderson	16	122	7.6	20	0
Thompson	18	84	4.7	15	1
Montgomery	1	12	12.0	12	0
Levenseller	1	6	6.0	6	0
Poole	5	6	1.2	7	0
M. Harris	1	0	0.0	0	0
McInally	1	0	0.0	0	0
Bengals	513	2069	4.0	57l	9
Opponents	469	1680	3.6	55l	13

RECEIVING	No	Yds	Avg	Lg	TD
-----------	----	-----	-----	----	----

Ross	56	724	12.9	37	4
Curtis	43	610	14.2	671	3
Alexander	36	192	5.3	23	0
Bass	32	409	12.8	551	6
A. Griffin	28	196	7.0	19	0
Johnson	21	172	8.2	281	2
McInally	18	269	14.9	59t	1
Kreider	17	272	16.0	30	0
Turner	12	73	6.1	15t	1
M. Harris	10	137	13.7	26	0
Corbett	3	28	9.3	12	0
Levenseller	2	30	15.0	22	0
Poole	2	-4	-2.0	3	0
Munoz	1	-6	-6.0	-6	0
Bengals	281	3102	11.0	681	17
Opponents	284	3426	12.1	67t	22

INTERCEPTIONS	No	Yds	Avg	Lg	TD
---------------	----	-----	-----	----	----

Breeden	7	91	13.0	29	0
Cameron	3	43	14.3	27	0
Riley	3	9	3.0	9	0
R. Griffin	2	80	40.0	52	2
Williams	2	8	4.0	8	0
Jauron	1	11	11.0	11	0
Hicks	1	8	8.0	8	0
Bright	1	5	5.0	5	0
Bengals	20	255	12.8	52	2
Opponents	25	351	14.0	47	0

PUNTING	No	Yds	Avg	TB	Lg	B
---------	----	-----	-----	----	----	---

McInally	83	3390	40.8	12	61	2
Breech	2	67	33.5	1	37	0
Bengals	85	3457	40.7	13	61	2
Opponents	72	2773	38.5	-	-	-

PUNT RETURNS	Ret	FC	Yds	Avg	Lg	TD
--------------	-----	----	-----	-----	----	----

Montgomery	31	7	223	7.2	42	0
Heath	6	1	29	4.8	11	0
Bright	1	0	0	0.0	0	0
Williams	1	0	0	0.0	0	0
Bengals	39	8	252	6.5	42	0
Opponents	46	-	478	10.4	-	0

KICKOFF RETURNS	No	Yds	Avg	Lg	TD
-----------------	----	-----	-----	----	----

Montgomery	44	843	19.2	40	1
Turner	9	173	19.2	31	0
Hicks	5	87	17.4	21	0
Heath	3	51	17.0	21	0
Kreider	1	19	19.0	19	0
J. Browner	2	10	5.0	10	0
Poole	1	8	8.0	8	0
Simpkins	3	8	2.7	8	0
Bengals	68	1199	17.6	40	0
Opponents	57	1180	20.7	40	1

USUAL STARTERS

OFFENSE

WR	Don Bass	LE	Eddie Edwards
LT	Anthony Muñoz	NT	Wilson Whitley
LG	Glenn Bujnoch	RE	Ross Browner
C	Blair Bush	LOLB	Tom Dinkel,
RG	Max Montoya		Bo Harris
RT	Mike Wilson	LILB	Jim LeClair
TE	Dan Ross	RILB	Glenn Cameron
WR	Isaac Curtis	ROLB	Reggie Williams
QB	Ken Anderson	LCB	Ray Griffin
HB	Charles Alexander,	RCB	Ken Riley
	Archie Griffin	SS	Greg Bright
FB	Pete Johnson,	FS	Dick Jauron
	Charles Alexander		

DEFENSE

FIELD GOALS	1-19	20-29	30-39	40-49	50+
Sunter	0-0	7-7	3-7	1-5	0-1
Breech	0-0	2-2	1-2	1-3	0-0
Vitiello	0-0	0-0	0-2	0-0	0-0
Bengals	0-0	9-9	4-11	2-8	0-1

FIELD GOAL ATTEMPTS BY GAME:

Sunter: (35G) (48N, 46N) (32N, 21G, 42G, 27G)
 (26G) (20G, 31G, 34G) (24G, 52N, 38N) (33N) (23G,
 43N) (35N) (29G, 43N) (-) (-) (-) (-) (-) (-). **Vitiello:**
 (-) (-) (-) (-) (-) (-) (-) (-) (-) (-) (30B, 33N) (-) (-)
 (-) (-). **Breesh:** (-) (-) (-) (-) (-) (-) (-) (-) (-) (-)
 (-) (-) (47N) (21G, 32G) (28G, 45N) (33N, 42G).

DEFENSE/SPECIAL TEAMS/MISC. DEF.*

Player	ST	AT	TT	Sks-Yds	PD	FT	FR
LeClair	74	24	98	0-0	7	0	1-0
Cameron	74	12	86	0-0	2	2	1-0
Williams	64	16	80	2-22	3	0	1-0
Dinkel	49	14	63	1-11	2	0	3-0
R. Griffin	50	8	58	0-0	8	1	2-14
R. Browner	47	11	58	8-74	5	0	1-0
B. Harris	44	11	55	2-11	3	2	2-15
Riley	51	3	54	0-0	14	0	1-0
H. Backs	46	6	52	1-10	4	1	1-0
Jauron	40	9	49	0-0	3	1	1-0
Bright	37	10	47	1-10	2	1	3-0
Edwards	42	1	43	12-05	1	0	1-0
Breeden	38	0	38	0-0	12	0	0-0
Simpkins	26	10	36	1-0	2	1	1-0
Whitley	25	7	32	2-16	0	0	0-0
Razzano	11	4	15	0-0	0	0	1-0
Poole	10	1	11	0-0	0	1	0-0
St. Clair	10	1	11	5-43	0	0	0-0
Burley	9	0	9	0-0	1	0	0-0
Levensinger	7	1	8	0-0	0	0	0-0
M. Harris	7	0	7	0-0	0	0	0-0
White	6	1	7	0-0	0	0	0-0
Melontree	6	0	6	0-0	0	0	1-0
Bush	4	1	5	0-0	0	0	0-0
Horn	3	1	4	0-0	1	0	0-0
Heath	3	0	3	0-0	1	0	0-0
Wilson	3	0	3	0-0	0	0	0-0
Suggs	2	1	3	0-0	0	0	0-0
Breech	2	0	2	0-0	0	0	0-0
J. Browner	2	0	2	0-0	1	0	0-0
Glass	2	0	2	0-0	0	0	0-0
Moore	2	0	2	0-0	0	0	0-0
Muñoz	2	0	2	0-0	0	0	0-0
Ross	2	0	2	0-0	0	0	0-0
Alexander	1	0	1	0-0	0	0	0-0
Bujnoch	1	0	1	0-0	0	0	0-0
Corbett	1	0	1	0-0	0	0	0-0
Curtis	1	0	1	0-0	0	0	0-0
A. Griffin	1	0	1	0-0	0	0	0-0
Lapham	1	0	1	0-0	0	0	0-0
Montgomery	1	0	1	0-0	0	0	0-0
Montoya	1	0	1	0-0	0	0	0-0
Thompson	1	0	1	0-0	0	0	0-0

Blocked kicks: Glass (1 blocked FG), White (1 blocked FG, 1 blocked PAT).

*Press box statistics

1981 FINAL STATISTICS (12-4-0)

Head Coach: Forrest Gregg

Date	W/L	Score	Opponent	Att
Sept. 6	W	27-21	Seattle	41,177
Sept. 13	W	31-30	at N.Y. Jets	49,454
Sept. 20	L	17-20	Cleveland	52,170
Sept. 27	W	27-24*	Buffalo	46,418
Oct. 4	L	10-17	at Houston	44,350
Oct. 11	W	41-19	at Baltimore	33,060
Oct. 18	W	34-7	Pittsburgh	57,090
Oct. 25	L	7-17	at New Orleans	46,336
Nov. 1	W	34-21	Houston	54,736
Nov. 8	W	40-17	at San Diego	51,259
Nov. 15	W	24-10	Los Angeles	56,836
Nov. 22	W	38-21	Denver	57,207
Nov. 29	W	41-21	at Cleveland	75,186
Dec. 6	L	3-21	San Francisco	56,796
Dec. 13	W	17-10	at Pittsburgh	50,623
Dec. 20	W	30-28	at Atlanta	35,972

*Overtime

TEAM STATISTICS	Bengals	Opponents
TOTAL FIRST DOWNS	361	324
Rushing	124	126
Passing	210	167
Penalty	27	31
3rd Down Efficiency	45.2	42.5
POSSESSION AVG.	30:52	29:08
TOTAL NET YARDS	5968	5289
Avg. Per Game	373.0	330.6
Total Plays	1078	1065
Avg. Per Play	5.5	5.0
NET YARDS RUSHING	1973	1881
Avg. Per Game	123.3	117.6
Total Rushes	493	465
NET YARDS PASSING	3995	3408
Avg. Per Game	249.7	213.0
Sacked-Yards Lost	35-205	42-349
Gross Yards	4200	3757
Att.-Completions	550-332	548-316
Completion Pct.	60.4	57.7
Had Intercepted	12	19
PUNTS-AVG.	73-44.8	81-40.3
PENALTIES-YARDS	109-896	104-787
FUMBLES-BALL LOST	25-12	32-18
TOUCHDOWNS	51	38
Rushing	19	12
Passing	30	24
Returns	2	2

Score by Periods	1	2	3	4	OT	Total
Bengals	74	150	58	136	3	421
Opponents	38	111	17	138	0	304

SCORING	TD	R	C	R	PAT	FG	S	TP
Breech	0	0	0	0	49-51	22-32	0	115
Johnson	16	12	4	0	—	—	0	96
Collinsworth	8	0	8	0	—	—	0	48
Kreider	5	0	5	0	—	—	0	30
Ross	5	0	5	0	—	—	0	30
A. Griffin	4	3	1	0	—	—	0	24
Alexander	3	2	1	0	—	—	0	18
Curtis	2	0	2	0	—	—	0	12
M. Harris	2	0	2	0	—	—	0	12
Verser	2	0	2	0	—	—	0	12
Anderson	1	1	0	0	—	—	0	6
Breedon	1	0	0	1	—	—	0	6
Hargrove	1	1	0	0	—	—	0	6
St. Clair	1	0	0	1	—	—	0	6
Bengals	51	19	30	2	49-51	22-32	0	421
Opponents	38	12	24	2	38-38	12-21	1	304

PASSING	Att	Cmp	Yds	Cmp %	Yds/Att	TD	% Int	Sack-Lost	Ret
Anderson	479	300	3754	62.6	7.84	29	6.1	74t	25-140
Thompson	49	21	267	42.9	5.45	1	2.0	4	7-61
Schonert	19	10	166	52.6	8.74	0	0.0	36	3-4
Kreider	3	1	13	33.3	4.33	0	0.0	13	0-0
Bengals	550	332	4200	60.4	7.64	30	5.5	74t	35-205
Opponents	548	316	3757	57.7	6.86	24	4.4	65t	42-349

RUSHING	No	Yds	Avg	Lg	TD
Johnson	274	1077	3.9	39t	12
Anderson	46	320	7.0	25	1
Alexander	98	292	3.0	16	2
A. Griffin	47	163	3.5	23	3
Hargrove	16	66	4.1	27	1
Schonert	7	41	5.9	19	1
Kreider	1	21	21.0	21	0
Verser	2	11	5.5	9	0
Bass	1	9	9.0	9	0
McInally	1	-27	-27.0	-27	0
Bengals	493	1973	4.0	39t	19
Opponents	465	1881	4.0	43	12

RECEIVING	No	Yds	Avg	Lg	TD
Ross	71	910	12.8	37	5
Collinsworth	67	1009	15.1	74t	8
Johnson	46	320	7.0	33	4
Curtis	37	609	16.5	68	2
Kreider	37	520	14.1	46	5
Alexander	28	262	9.4	65t	1
A. Griffin	20	160	8.0	17	1
M. Harris	13	181	13.9	42	2
Verser	6	161	26.8	73t	2
McInally	6	68	11.3	20	0
Hargrove	1	0	0.0	0	0
Bengals	332	4200	12.7	74t	30
Opponents	316	3757	11.9	65t	24

INTERCEPTIONS	No	Yds	Avg	Lg	TD
Riley	5	6	1.2	6	0
Breedon	4	145	36.3	102t	1
Williams	4	33	8.3	14	0
B. Harris	2	92	46.0	49	0
Fuller	1	31	31.0	31	0
Razzano	1	11	11.0	11	0
Cameron	1	0	0.0	0	0
LeClair	1	0	0.0	0	0
Bengals	19	318	16.7	102t	1
Opponents	12	143	11.9	38	1

PUNTING	No	Yds	Avg	TB	Lg	B
McInally	72	3272	45.4	11	62	1
Bengals	73	3272	44.8	11	62	1
Opponents	81	3266	40.3	—	—	—
PUNT RETURNS	Ret	FC	Yds	Avg	Lg	TD
Fuller	23	13	177	7.7	34	0
Simmons	5	6	24	4.8	11	0
Hicks	1	0	4	4.0	4	0
Bengals	29	19	205	7.1	34	0
Opponents	42	—	416	9.9	—	0

KICKOFF RETURNS	No	Yds	Avg	Lg	TD
Verser	29	691	23.8	78	0
Chapman	8	171	21.4	29	0
A. Griffin	6	119	19.8	28	0
Fuller	1	34	34.0	34	0
R. Griffin	2	31	15.5	17	0
Simmons	1	10	10.0	10	0
Dinkel	1	0	0.0	0	0
Kemp	1	0	0.0	0	0
Razzano	0t	0	—	—	—
Bengals	49	1056	21.6	78	0
Opponents	80	1612	20.2	96t	1

USUAL STARTERS

OFFENSE	DEFENSE
WR Cris Collinsworth	LE Eddie Edwards
LT Anthony Muñoz	NT Wilson Whitley
LG Dave Lapham	RE Ross Browner
C Blair Bush	LOLB Bo Harris
RG Max Montoya	LILB Jim LeClair
RT Mike Wilson	RILB Glenn Cameron
TE Dan Ross	ROLB Reggie Williams
WR Isaac Curtis	LCB Louis Breedon
QB Ken Anderson	RCB Ken Riley
HB Charles Alexander	SS Bobby Kemp
FB Pete Johnson	FS Bryan Hicks

FIELD GOALS	1-19	20-29	30-39	40-49	50+
Breech	0-0	9-11	7-9	5-11	1-1
Bengals	0-0	9-11	7-9	5-11	1-1

FIELD GOAL ATTEMPTS BY GAME:

Breech: (25G, 40G, 43N) (25N, 44G) (42B, 29N, 21G) (23G, 28G) (45G, 36N, 48N) (38G, 24G) (27G, 23G) (-) (30G, 51G) (43G, 33G) (37G) (38G, 46N, 48N) (-) (30G) (38G, 41N) (39N, 29G, 20G, 45G).

DEFENSE/SPECIAL TEAMS/MISC. DEF.*

Player	ST	AT	TT	Sks-Yds	PD	FF	FR-Yds
LeClair	81	31	112	1-10	7	0	1-0
Williams	83	23	106	11-90	3	3	3-0
Cameron	76	20	96	0-0	7	3	0-0
B. Harris	69	20	89	2-11	5	0	2-3
Breedon	67	13	80	0-0	12	1	1-10
Hicks	53	22	75	0-0	8	1	2-3
Kemp	53	17	70	1-6	8	2	0-0
Browner	47	11	58	9-80	2	2	1-0
Edwards	36	11	47	10-89	0	2	1-0
Riley	38	5	43	0-0	14	1	1-0
Razzano	31	10	41	0-0	0	2	0-0
Whitley	23	8	31	2-12	0	0	0-0
Dinkel	24	4	28	0-0	0	0	0-0
Simmons	20	3	23	0-0	2	0	0-0
Horn	18	5	23	0-0	0	0	1-0
St. Clair	17	4	21	3-24	2	0	1-12
Frazier	14	7	21	0-0	2	0	0-0
R. Griffin	13	6	19	0-0	4	1	1-0
Fuller	13	5	18	0-0	2	0	1-0
Burley	11	3	14	2-26	0	0	0-0
Schuh	11	3	14	0-0	0	0	1-0
Davis	9	1	10	0-0	0	0	0-0
Bush	7	2	9	0-0	0	0	0-0
Chapman	7	2	9	0-0	1	0	0-0
Kreider	6	1	7	0-0	0	0	0-0
Verser	6	1	7	0-0	0	0	0-0
Hargrove	5	1	6	0-0	0	0	0-0
M. Harris	5	1	6	0-0	0	0	0-0
Bright	3	1	4	0-0	0	0	0-0
Alexander	2	0	2	0-0	0	0	0-0
Anderson	2	0	2	0-0	0	0	0-0
Breech	2	0	2	0-0	0	0	0-0
Lapham	2	0	2	0-0	0	0	0-0
Muñoz	2	0	2	0-0	0	0	0-0
McInally	1	0	1	0-0	0	0	0-0
Ross	1	0	1	0-0	0	0	0-0
Wilson	1	0	1	0-0	0	0	0-0
Bass	0	0	0	0-0	0	0	1-0
(TEAM)	—	—	—	1-1	—	—	—

Blocked kicks: None.

*Press box statistics

1981 SEASON PLAYOFF STATISTICS (2-1)

Date	W/L	Score	Opponent	Att
Jan. 3*	W	28-21	Buffalo	55,420
Jan. 10+	W	27-7	San Diego	46,302
Jan. 24#	L	21-26	vs. San Francisco	81,270

*AFC Divisional Playoff

+AFC Championship

#Super Bowl XVI at Pontiac, Mich.

TEAM STATISTICS	Bengals	Opponents
TOTAL FIRST DOWNS	65	59
Rushing	26	31
Passing	33	24
Penalty	6	4
3rd Down: Made-Att.	17-34	16-36
3rd Down Pct.	50.0	44.4
4th Down: Made-Att.	1-2	0-0
4th Down Pct.	50.0	—
POSSESSION AVG.	30:28	29:32
TOTAL NET YARDS	979	912
Avg. Per Game	326.3	304.0
Total Plays	180	183
Avg. Per Play	5.4	5.0
NET YARDS RUSHING	351	389
Avg. Per Game	117.0	129.7
Total Rushes	93	99
NET YARDS PASSING	628	523
Avg. Per Game	209.3	174.3
Sacked-Yards Lost	9-39	3-21
Gross Yards	667	544
Att.-Completions	78-54	81-44
Completion Pct.	69.2	54.3
Had Intercepted	2	4
PUNTS-AVG.	10-40.1	9-41.1
Net Punting Avg.	36.0	34.2
PENALTIES-YARDS	16-126	16-136
FUMBLES-BALLS LOST	5-3	6-3
TOUCHDOWNS	10	6
Rushing	5	3
Passing	5	3
Returns	0	0

Score by Periods	1	2	3	4	OT	Tot
Bengals	24	7	17	28	—	76
Opponents	7	27	7	13	—	54

PASSING	Att	Cmp	Yds	Cmp %	Att	TD	%	Int	Lg	Sack-Lost	Rat
Anderson	77	53	653	68.8	8.48	5	6.5	2	2.6	49	105.6
Thompson	1	1	14	100.0	14.00	0	0.0	0	0.0	14	118.8
Bengals	78	54	667	69.2	8.55	5	6.4	2	2.6	49	106.1
Opponents	81	44	544	54.3	6.72	3	3.7	4	4.9	54	67.1

SCORING	TD-Ru	Rc	Rt	PAT	FG	S	TP
Breech	0	0	0	10-10	2-3	0	16
Alexander	2	2	0	0	—	0	12
Johnson	2	2	0	0	—	0	12
Ross	2	0	2	0	—	0	12
Anderson	1	1	0	0	—	0	6
Bass	1	0	1	0	—	0	6
Collinsworth	1	0	1	0	—	0	6
M. Harris	1	0	1	0	—	0	6
Bengals	10	5	5	0	10-10	2-3	0
Opponents	6	3	3	0	6-6	4-6	0

RUSHING	No	Yds	Avg	Lg	TD
Johnson	52	161	3.1	11	2
Alexander	27	111	4.1	20-T	2
Anderson	11	69	6.3	13	1
A. Griffin	2	8	4.0	4	0
Collinsworth	1	2	2.0	2	0
Bengals	93	351	3.8	20-T	5
Opponents	99	389	3.9	44-T	3

RECEIVING	No	Yds	Avg	Lg	TD
Ross	22	244	11.1	19	2
Collinsworth	9	159	17.7	49	1
Curtis	6	92	15.3	22	0
Johnson	6	45	7.5	14	0
Alexander	6	38	6.3	16	0
Kreider	3	78	26.0	42	0
M. Harris	1	8	8.0	8t	1
Bass	1	3	3.0	3t	1
Bengals	54	667	12.4	49	5
Opponents	44	544	12.4	54	3

INTERCEPTIONS	No	Yds	Avg	Lg	TD
Kemp	1	24	24.0	24	0
B. Harris	1	16	16.0	16	0
Breeden	1	0	0.0	0	0
Riley	1	0	0.0	0	0
Bengals	4	40	10.0	24	0
Opponents	2	52	26.0	27	0

PUNTING	No	Yds	Avg	Net	TB	In	Lg	B
McInally	10	401	40.1	36.0	1	2	60	0
Bengals	10	401	40.1	36.0	1	2	60	0
Opponents	9	370	41.1	34.2	0	0	50	0

PUNT RETURNS	Ret	FC	Yds	Avg	Lg	TD
Fuller	5	2	62	12.4	27	0
Bengals	5	2	62	12.4	27	0
Opponents	4	1	21	5.3	7	0

KICKOFF RETURNS	No	Yds	Avg	Lg	TD
Verser	10	186	18.6	40	0
Frazier	1	0	0.0	0	0
A. Griffin	1	0	0.0	0	0
Bengals	12	186	15.5	40	0
Opponents	14	254	18.1	36	0

FIELD GOALS	1-19	20-29	30-39	40-49	50+
Breech	0-0	0-0	2-3	0-0	0-0
Bengals	0-0	0-0	2-3	0-0	0-0
Opponents	0-0	3-3	0-1	1-1	0-1

FIELD GOAL ATTEMPTS BY GAME:
Breech: (33B) (31G, 38G) (-).
Opponents: (-) (37N, 50N) (22G, 26G, 40G, 23G).

DEFENSE/SPECIAL TEAMS/MISC. DEF.*	Sks-	Yds	PD	FF	FR-Yds
Player	ST	AT	TT		
Browner	20	4	24	1-9	0 0 1-0
Williams	12	7	19	0-0	3 1 0-0
Hicks	14	4	18	0-0	2 1 0-0
B. Harris	13	5	18	1-5	1 0 0-0
Cameron	9	9	18	0-0	3 1 0-0
Breeden	14	1	15	0-0	7 0 0-0
Kemp	9	6	15	0-0	7 0 0-0
LeClair	6	6	12	0-0	3 0 0-0
Edwards	5	3	8	1-7	0 0 0-0
Riley	6	1	7	0-0	6 0 0-0
Whitley	4	3	7	0-0	0 0 0-0
R. Griffin	6	0	6	0-0	1 0 0-0
Dinkel	3	3	6	0-0	0 0 0-0
Razzano	4	0	4	0-0	0 1 0-0
St. Clair	2	2	4	0-0	0 0 0-0
Davis	1	2	3	0-0	0 0 0-0
Fuller	2	0	2	0-0	0 0 0-0
Frazier	1	1	2	0-0	0 0 0-0
Simmons	1	1	2	0-0	0 0 1-0
Breech	1	0	1	0-0	0 0 0-0
Hargrove	1	0	1	0-0	0 0 0-0
Montoya	1	0	1	0-0	0 1 0-0
Verser	1	0	1	0-0	0 0 0-0
Wilson	1	0	1	0-0	0 0 0-0
Bush	0	1	1	0-0	0 0 0-0
Bass	0	0	0	0-0	1 0 1-0

Blocked kicks: None.

*Press box statistics

1982 FINAL STATISTICS (7-2-0)

Head Coach: Forrest Gregg

Date	W/L	Score	Opponent	Att
Sept. 12	W	27-6	Houston	52,268
Sept. 19	L	20-26*	at Pittsburgh	53,973
			Players Strike	
Nov. 21	W	18-14	at Philadelphia	65,172
Nov. 28	W	31-17	L.A. Raiders	53,330
Dec. 5	W	20-17	at Baltimore	23,598
Dec. 12	W	23-10	Cleveland	54,305
Dec. 20	L	34-50	at San Diego	51,296
Dec. 26	W	24-10	Seattle	55,330
Jan. 2	W	35-27	at Houston	26,522

*Overtime

TEAM STATISTICS	Bengals	Opponents
TOTAL FIRST DOWNS	207	170
Rushing	63	61
Passing	123	102
Penalty	21	7
3rd Down Efficiency	54.1	33.7
POSSESSION AVG.	33:26	26:34
TOTAL NET YARDS	3288	2893
Avg. Per Game	365.3	321.4
Total Plays	606	551
Avg. Per Play	5.4	5.3
NET YARDS RUSHING	949	850
Avg. Per Game	105.4	94.4
Total Rushes	269	223
NET YARDS PASSING	2339	2043
Avg. Per Game	259.9	227.0
Sacked-Yards Lost	27-162	22-207
Gross Yards	2501	2250
Att.-Completions	310-219	306-187
Completion Pct.	70.6	61.1
Had Intercepted	9	14
PUNTS-AVG.	31-38.7	37-40.1
PENALTIES-YARDS	56-475	64-551
FUMBLES-BALL LOST	12-7	19-6
TOUCHDOWNS	27	21
Rushing	13	8
Passing	12	12
Returns	2	1

Score by Periods	1	2	3	4	OT	Tot
Bengals	48	76	62	46	0	232
Opponents	24	42	51	54	6	177

SCORING	TD	Ru	Rc	Rt	PAT	FG	S	TP
Breech	0	0	0	0	25-26	14-18	0	67
Johnson	7	7	0	0	—	—	0	42
Anderson	4	4	0	0	—	—	0	24
M. Harris	3	0	3	0	—	—	0	18
Ross	3	0	3	0	—	—	0	18
Alexander	2	1	1	0	—	—	0	12
Kreider	1	0	1	0	*1	—	0	7
Collinsworth	1	0	1	0	—	—	0	6
Curtis	1	0	1	0	—	—	0	6
A. Griffin	1	1	0	0	—	—	0	6
B. Harris	1	0	0	1	—	—	0	6
Holman	1	0	1	0	—	—	0	6
Riley	1	0	0	1	—	—	0	6
Verser	1	0	1	0	—	—	0	6
Williams	0	0	0	0	—	—	1	2
Bengals	27	13	12	2	26-27	14-18	1	232
Opponents	21	8	12	1	19-21	10-12	1	177

*PAT scored on a run.

RUSHING	No	Yds	Avg	Lg	TD
Johnson	156	622	4.0	21	7
Alexander	64	207	3.2	18	1
Anderson	25	85	3.4	12	4
A. Griffin	12	39	3.3	10	1
Curtis	3	15	5.0	8	0
Tate	2	2	1.0	2	0
Verser	1	1	1.0	1	0
M. Harris	2	-3	-1.5	5	0
Schoenert	3	-8	-2.7	-3	0
Collinsworth	1	-11	-11.0	-11	0
Bengals	269	949	3.5	21	13
Opponents	223	850	3.8	48	8

RECEIVING	No	Yds	Avg	Lg	TD
Collinsworth	49	700	14.3	50	1
Ross	47	508	10.8	28	3
Johnson	31	267	8.6	25	0
Curtis	23	320	13.9	45	1
A. Griffin	22	172	7.8	22	0
Kreider	16	230	14.4	28	1
Alexander	14	85	6.1	14	1
M. Harris	10	103	10.3	17	3
Verser	4	98	24.5	56	1
Holman	3	18	6.0	10	1
Bengals	219	2501	11.4	56	12
Opponents	187	2250	12.0	66	12

INTERCEPTIONS	No	Yds	Avg	Lg	TD
Riley	5	88	17.6	56	1
Breedon	2	9	4.5	9	0
B. Harris	1	62	62.0	62	1
Browner	1	29	29.0	29	0
R. Griffin	1	21	21.0	21	0
Williams	1	20	20.0	20	0
LeClair	1	11	11.0	11	0
Fuller	1	0	0.0	0	0
Kemp	1	0	0.0	0	0
Bengals	14	240	17.1	62	2
Opponents	9	93	10.3	35	1

PUNTING	No	Yds	Avg	TB	Lg	B
McInally	31	1201	38.7	4	53	0
Bengals	31	1201	38.7	4	53	0
Opponents	37	1484	40.1	—	—	—

PUNT RETURNS	Ret	FC	Yds	Avg	Lg	TD
Fuller	17	8	95	5.6	13	0
Bengals	17	8	95	5.6	13	0
Opponents	17	—	68	4.0	—	0

KICKOFF RETURNS	No	Yds	Avg	Lg	TD
Verser	16	320	20.0	33	0
Tate	14	314	22.4	55	0
Fuller	1	9	9.0	9	0
Bengals	31	643	20.7	55	0
Opponents	45	851	18.9	—	0

				Cmp	Yds/		TD		Int		Sack-	
PASSING	Att	Cmp	Yds	%	Att	TD		Int		Lg	Lost	Rat
Anderson	309	218	2495	70.6	8.07	12	3.9	9	2.9	56t	26-154	95.3
Schoenert	1	1	6	100.0	6.00	0	0.0	0	0.0	6	1-8	91.7
Bengals	310	219	2501	70.6	8.07	12	3.9	9	2.9	56t	27-162	95.4
Opponents	306	187	2250	61.1	7.35	12	3.9	14	4.6	66t	22-207	77.7

USUAL STARTERS

OFFENSE	DEFENSE
WR Cris Collinsworth	LE Eddie Edwards
LT Anthony Muñoz	NT Wilson Whitley
LG Dave Lapham	RE Ross Browner
C Blair Bush	LOLB Bo Harris
RG Max Montoya	LILB Jim LeClair
RT Mike Wilson	RILB Glenn Cameron
TE Dan Ross	ROLB Reggie Williams
QB Isaac Curtis	LCB Louis Breedon
WR Ken Anderson	RCB Ken Riley
HB Charles Alexander	SS Bobby Kemp
FB Pete Johnson	FS Bryan Hicks

FIELD GOALS	1-19	20-29	30-39	40-49	50+
Breech	2-2	3-3	5-6	3-5	1-2
Bengals	2-2	3-3	5-6	3-5	1-2

FIELD GOAL ATTEMPTS BY GAME:

Breech: (25G, 43G, 47N, 43N) (31G, 50G, 39B) (49G, 19G, 38G) (35G) (-) (36G, 21G, 44G) (27G, 19G) (34G) (51N).

DEFENSE/SPECIAL TEAMS/MISC. DEF.*

Player	ST	AT	TT	Sks-Yds	PD	FF	FR-Yds
Kemp	41	11	52	1-2	6	1	0-0
LeClair	33	17	50	2.5-20	1	0	0-0
Hicks	31	17	48	0-0	9	0	0-0
Williams	34	9	43	4.5-41	3	0	4-0
Cameron	29	14	43	0-0	1	1	0-0
Browner	28	13	41	3-38	1	1	0-0
B. Harris	31	9	40	2-22	2	1	0-0
Edwards	25	5	30	6-53	1	0	1-0
Riley	26	3	29	0-0	9	0	0-0
Breedon	25	4	29	1-13	5	0	0-0
R. Griffin	18	5	23	0-0	4	0	0-0
Jackson	17	3	20	0-0	0	1	0-0
Fuller	16	3	19	0-0	0	0	1-0
Razzano	12	4	16	0-0	0	1	0-0
Whitley	11	4	15	1-12	0	1	0-0
Frazier	10	2	12	0-0	0	0	0-0
Dinkel	7	2	9	0-0	0	0	0-0
Davis	6	3	9	0-0	2	0	0-0
Schuh	6	3	9	0-0	0	0	0-0
Holman	5	1	6	0-0	0	0	0-0
Verser	3	2	5	0-0	0	0	0-0
St. Clair	4	0	4	0-0	0	0	0-0
M. Harris	3	0	3	0-0	0	0	0-0
Collins	2	1	3	1-6	0	0	0-0
Burley	2	0	2	0-0	0	0	0-0
Bush	2	0	2	0-0	0	0	0-0
Boyersky	1	1	2	0-0	0	0	0-0
Simpkins	1	1	2	0-0	0	1	0-0
Anderson	1	0	1	0-0	0	0	0-0
Collinsworth	1	0	1	0-0	0	0	0-0
Curtis	1	0	1	0-0	0	0	0-0
Johnson	1	0	1	0-0	0	0	0-0
Kreider	1	0	1	0-0	0	0	0-0
Simmons	1	0	1	0-0	0	0	0-0
Weaver	1	0	1	0-0	0	0	0-0
Wilson	1	0	1	0-0	0	0	0-0

Blocked kicks: TEAM (1 blocked PAT).

*Press box statistics

1982 SEASON PLAYOFF STATISTICS (0-1)

Date W/L Score Opponent Att
Jan. 9* L 17-44 N.Y. Jets 57,560
*AFC First-Round Playoff (Super Bowl Tournament)

TEAM STATISTICS	Bengals	Opponent
TOTAL FIRST DOWNS	23	27
Rushing	3	12
Passing	18	13
Penalty	2	2
3rd Down: Made-Att.	7-10	6-9
3rd Down Pct.	70.0	66.7
4th Down: Made-Att.	0-0	0-0
4th Down Pct.	—	—
POSSESSION AVG.	31:16	28:44
TOTAL NET YARDS	395	517
Avg. Per Game	395.0	517.0
Total Plays	61	63
Avg. Per Play	6.5	8.2
NET YARDS RUSHING	62	234
Avg. Per Game	62.0	234.0
Total Rushes	21	34
NET YARDS PASSING	333	283
Avg. Per Game	333.0	283.0
Sacked-Yards Lost	4-21	0-0
Gross Yards	354	283
Att.-Completions	36-26	29-21
Completion Pct.	72.2	72.4
Had Intercepted	3	1
PUNTS-AVG.	2-43.0	0-0.0
Net Punting Avg.	42.0	—
PENALTIES-YARDS	7-60	12-95
FUMBLES-BALLS LOST	2-1	2-1
TOUCHDOWNS	2	5
Rushing	0	2
Passing	2	2
Returns	0	1

Score by Periods	1	2	3	4	OT	Tot
Bengals	14	0	3	0	—	17
Opponent	3	17	3	21	—	44

SCORING	TD-Ru	Rc	Rt	PAT	FG	S	TP
Curtis	1	0	1	0	—	0	6
Ross	1	0	1	0	—	0	6
Breech	0	0	0	0	2-2	1-2	0
Bengals	2	0	2	0	2-2	1-2	0
Opponent	5	2	2	1	5-5	3-3	0

RUSHING	No	Yds	Avg	Lg	TD
Johnson	9	26	2.9	14	0
A. Griffin	3	17	5.7	8	0
Alexander	7	14	2.0	6	0
Anderson	2	5	2.5	3	0
Bengals	21	62	3.0	14	0
Opponent	34	234	6.9	35	2

RECEIVING	No	Yds	Avg	Lg	TD
Collinsworth	7	120	17.1	53	0
Ross	6	89	14.8	26	1
Curtis	3	63	21.0	32t	1
Kreider	3	41	13.7	17	0
A. Griffin	3	14	4.7	6	0
Johnson	3	7	2.3	9	0
M. Harris	1	20	20.0	20	0
Bengals	26	354	13.6	53	2
Opponent	21	283	13.5	49	2

INTERCEPTIONS	No	Yds	Avg	Lg	TD
Riley	1	0	0.0	0	0
Bengals	1	0	0.0	0	0
Opponent	3	138	46.0	98t	1

PUNTING	No	Yds	Avg	Net	TB	In20	Lg	B
McInally	2	86	43.0	42.0	0	0	45	0
Bengals	2	86	43.0	42.0	0	0	45	0
Opponent	0	0	—	—	0	0	0	—

PUNT RETURNS	Ret	FC	Yds	Avg	Lg	TD
(None)						
Bengals	0	0	0	—	—	0
Opponent	1	1	2	2.0	2	0

KICKOFF RETURNS	No	Yds	Avg	Lg	TD
Verser	7	116	16.6	21	0
Tate	1	22	22.0	22	0
Bengals	8	138	17.3	22	0
Opponent	4	69	17.3	20	0

FIELD GOALS	1-19	20-29	30-39	40-49	50+
Breech	0-0	1-1	0-0	0-1	0-0
Bengals	0-0	1-1	0-0	0-1	0-0
Opponent	0-0	1-1	1-1	1-1	0-0

FIELD GOAL ATTEMPTS:
Breech: (20G, 46N).
Opponent: (32G, 24G, 47G).

DEFENSE/SPECIAL TEAMS/MISC. DEF.*	ST	AT	TT	Sks-Yds	PD	FF	FR-Yds
Player							
Cameron	8	0	8	0-0	0	0	0-0
Browner	6	2	8	0-0	0	0	0-0
Williams	6	1	7	0-0	0	0	0-0
Riley	5	1	6	0-0	1	0	0-0
R. Griffin	5	0	5	0-0	0	0	0-0
Kemp	5	0	5	0-0	1	2	0-0
Fuller	4	0	4	0-0	0	0	1-20
B. Harris	4	0	4	0-0	0	0	0-0
LeClair	2	2	4	0-0	0	0	0-0
Breedon	1	2	3	0-0	0	0	0-0
Edwards	2	0	2	0-0	0	0	0-0
Hicks	2	0	2	0-0	0	0	0-0
Simmons	2	0	2	0-0	0	0	0-0
Davis	1	0	1	0-0	0	0	0-0
Frazier	1	0	1	0-0	0	0	0-0
Jackson	1	0	1	0-0	0	0	0-0
Munoz	1	0	1	0-0	0	0	0-0
Ross	1	0	1	0-0	0	0	0-0
Verser	1	0	1	0-0	0	0	0-0
Whitley	1	0	1	0-0	1	0	0-0
Razzano	0	1	1	0-0	0	0	0-0

Blocked kicks: None.

*Press box statistics

PASSING	Att	Cmp	Yds	Cmp %	Yds/Att	TD	TD %	Int	%	Lg	Sack-Lost	Rat
Anderson	35	26	354	74.3	10.11	2	5.7	3	8.6	53	4-21	89.5
Schonert	1	0	0	0.0	0.00	0	0.0	0	0.0	—	0-0	39.6
Bengals	36	26	354	72.2	9.83	2	5.6	3	8.3	53	4-21	87.0
Opponent	29	21	283	72.4	9.76	2	6.9	1	3.4	49	0-0	111.7

1983 FINAL STATISTICS (7-9-0)

Head Coach: Forrest Gregg

Date	W/L	Score	Opponent	Att
Sept. 4	L	10-20	L.A. Raiders	50,956
Sept. 11	L	6-10	Buffalo	46,839
Sept. 15	L	7-17	at Cleveland	79,700
Sept. 25	W	23-17	at Tampa Bay	56,023
Oct. 2	L	31-34	Baltimore	48,104
Oct. 10	L	14-24	Pittsburgh	56,086
Oct. 16	L	17-24	at Denver	74,305
Oct. 23	W	28-21	Cleveland	50,047
Oct. 30	W	34-14	Green Bay	53,349
Nov. 6	W	55-14	at Houston	39,706
Nov. 13	L	15-20	at Kansas City	44,711
Nov. 20	W	38-10	Houston	46,375
Nov. 28	L	14-38	at Miami	74,506
Dec. 4	W	23-10	at Pittsburgh	55,832
Dec. 11	W	17-9	Detroit	45,728
Dec. 17	L	14-20	at Minnesota	51,565

TEAM STATISTICS	Bengals	Opponents
TOTAL FIRST DOWNS	327	276
Rushing	127	96
Passing	179	156
Penalty	21	24
3rd Down: Made-Att.	97-212	94-216
3rd Down Pct.	45.8	43.5
POSSESSION AVG.	31:29	28:31
TOTAL NET YARDS	5287	4327
Avg. Per Game	330.4	270.4
Total Plays	1036	973
Avg. Per Play	5.1	4.4
NET YARDS RUSHING	2104	1499
Avg. Per Game	131.5	93.7
Total Rushes	542	430
NET YARDS PASSING	3183	2828
Avg. Per Game	198.9	176.8
Sacked-Yards Lost	40-309	41-335
Gross Yards	3492	3163
Att.-Completions	454-290	502-288
Completion Pct.	63.9	57.4
Had Intercepted	18	23
PUNTS-AVG.	69-40.6	76-42.3
PENALTIES-YARDS	99-837	100-871
FUMBLES-BALL LOST	35-15	35-16
TOUCHDOWNS	43	36
Rushing	24	16
Passing	14	17
Returns	5	3

Score by Periods	1	2	3	4	OT	Tot
Bengals	102	140	54	50	—	346
Opponents	55	86	65	96	—	302

SCORING	TD	R	Pa	Rt	PAT	FG	S	TP
Breech	0	0	0	0	—	16-23	0	87
Johnson	14	14	0	0	—	—	0	84
Collinsworth	5	0	0	0	—	—	0	30
Alexander	3	3	0	0	—	—	0	18
Kinnebrew	3	3	0	0	—	—	0	18
Ross	3	0	3	0	—	—	0	18
Curtis	2	0	2	0	—	—	0	12
Harris	2	0	2	0	—	—	0	12
Riley	2	0	2	0	—	—	0	12
Schonert	2	2	0	0	—	—	0	12
S. Wilson	2	1	0	0	—	—	0	12
Anderson	1	1	0	0	—	—	0	6
J. Griffin	1	0	0	1	—	—	0	6
Horton	1	0	0	1	—	—	0	6
Kreider	1	0	1	0	—	—	0	6
Williams	1	0	0	1	—	—	0	6
Browner	0	0	0	0	*1	—	0	1
Bengals	43	24	14	5	40-43	16-23	0	346
Opponents	36	16	17	3	35-36	17-22	0	302

*PAT scored on a pass from Kreider.

RUSHING	No	Yds	Avg	Lg	TD
Johnson	210	763	3.6	16t	14
Alexander	153	523	3.4	12	3
S. Wilson	56	267	4.8	18	1
Kinnebrew	39	156	4.0	17	3
Anderson	22	147	6.7	29	1
Schonert	29	117	4.0	15	2
Tate	25	77	3.1	13	0
Verse	2	31	15.5	29	0
Martin	2	21	10.5	15	0
Collinsworth	2	2	1.0	8	0
Kreider	1	2	2.0	2	0
Christensen	1	-2	-2.0	-2	0
Bengals	542	2104	3.9	29	24
Opponents	430	1499	3.5	40	16

RECEIVING	No	Yds	Avg	Lg	TD
Collinsworth	66	1130	17.1	63	5
Curtis	42	571	13.6	80t	2
Kreider	42	554	13.2	54	1
Ross	42	483	11.5	30	3
Alexander	32	187	5.8	14	0
Tate	18	142	7.9	25	0
Johnson	15	129	8.6	18	0
S. Wilson	12	107	8.9	19	1
Harris	8	66	8.3	14	2
Verse	7	82	11.7	22	0
Martin	2	22	11.0	12	0
Holman	2	15	7.5	10	0
Kinnebrew	2	4	2.0	2	0
Bengals	290	3492	12.0	80t	14
Opponents	288	3163	11.0	53	17

INTERCEPTIONS	No	Yds	Avg	Lg	TD
Riley	8	89	11.1	42t	2
Horton	5	121	24.2	55t	1
Kemp	3	26	8.7	26	0
Breedon	2	47	23.5	39	0
R. Griffin	2	24	12.0	24	0
Jackson	2	21	10.5	15	0
J. Griffin	1	41	41.0	41t	1
Bengals	23	369	16.0	55t	4
Opponents	18	298	16.6	70t	2

PUNTING	No	Yds	Avg	TB	In20	Lg	B
McInally	67	2804	41.9	9	13	60	2
Bengals	69	2804	40.6	9	13	60	2
Opponents	76	3211	42.3	3	21	70	-

PUNT RETURNS	Ret	FC	Yds	Avg	Lg	TD
Simmons	25	2	173	6.9	43	0
Martin	23	3	227	9.9	19	0
Horton	1	1	10	10.0	10	0
Bengals	49	6	410	8.4	43	0
Opponents	41	5	310	7.6	50	0

KICKOFF RETURNS	No	Yds	Avg	Lg	TD
Simmons	14	317	22.6	36	0
Verse	13	253	19.5	29	0
Tate	13	218	16.8	23	0
S. Wilson	7	161	23.0	32	0
Horton	5	128	25.6	49	0
Martin	1	19	19.0	19	0
Dinkel	1	1	1.0	1	0
Bengals	54	1097	20.3	49	0
Opponents	68	1298	19.1	90	0

PASSING	Att	Cmp	Yds	Cmp %	Yds/Att	TD	%	Int	%	Lg	Sack-Lost	Rat
Anderson	297	198	2333	66.7	7.86	12	4.0	13	4.4	80t	25-187	85.6
Schonert	156	92	1159	59.0	7.43	2	1.3	5	3.2	54	15-122	73.1
Kreider	1	0	0	0.00	0.00	0	0.0	0	0.0	—	0-0	39.6
Bengals	454	290	3492	63.9	7.69	14	3.1	18	4.0	80t	40-309	81.1
Opponents	502	288	3163	57.4	6.30	17	3.4	23	4.6	53	41-335	68.3

USUAL STARTERS

OFFENSE	DEFENSE
WR Cris Collinsworth	LE Eddie Edwards
LT Anthony Muñoz	NT Jerry Boyarsky
LG Dave Lapham	RE Ross Browner
C Dave Rimington	Glenn Collins
RG Max Montoya	LOLB Tom Dinkel
RT Mike Wilson	LILB Jim LeClair
TE Dan Ross	RILB Glenn Cameron
WR Isaac Curtis	ROLB Reggie Williams
QB Ken Anderson	LCB Louis Breedon
HB Rodney Tate	RCB Ken Riley
Charles Alexander	SS Bobby Kemp
FB Charles Alexander	FS Robert Jackson
Pete Johnson	

FIELD GOALS	1-19	20-29	30-39	40-49	50+
Breech	2-2	7-7	5-7	2-5	0-2
Bengals	2-2	7-7	5-7	2-5	0-2

FIELD GOAL ATTEMPTS BY GAME:

Breech: (36G) (40N, 47G, 30G) (-) (24G) (19G) (47N) (51N, 35G) (-) (-) (29G, 44G) (31G, 23G, 23G) (26G) (-) (32G, 19G, 27G) (32N, 28G) (44N, 35N, 52N).

DEFENSE/SPECIAL TEAMS/MISC. DEF.*

Player	ST	AT	TT	Sks-Yds	PD	FF	FR-Yds
Cameron	63	40	103	2-18	1	0	1-1
Williams	57	33	90	7.5-64.5	5	3	4-59
Jackson	51	37	88	0-0	7	0	0-0
LeClair	38	40	78	1-11	2	0	0-0
Breedon	44	15	59	1-9	10	1	1-0
Kemp	38	21	59	1-10	7	1	1-0
Krumrie	32	21	53	1.5-2.5	0	0	1-0
Riley	39	5	44	0-0	12	0	1-0
Horton	28	16	44	0-0	6	0	0-0
Frazier	28	14	42	1-8	0	0	0-0
Browner	25	15	40	3-26	1	2	0-0
Edwards	23	15	38	13-94.5	0	0	1-0
Razzano	20	16	36	0-0	0	0	1-0
Dinkel	22	12	34	0.5-3	3	0	2-4
Boyarsky	18	14	32	1.5-13.5	0	0	0-0
R. Griffin	20	4	24	1-10	0	1	1-13
Collins	13	8	21	5-53	2	1	1-0
Simmons	10	7	17	0-0	1	0	0-0
Schuh	8	5	13	0-0	0	0	0-0
Kinnebrew	10	2	12	0-0	0	0	0-0
Maidlow	10	1	11	0-0	0	0	0-0
Simpkins	5	6	11	0-0	0	0	1-0
J. Griffin	8	2	10	0-0	1	0	0-0
Turner	6	2	8	0-0	0	1	0-0
S. Wilson	4	3	7	0-0	0	0	0-0
Burley	5	0	5	2-11	2	0	0-0
Holman	4	1	5	0-0	0	0	0-0
Harris	3	1	4	0-0	0	0	0-0
Alexander	3	0	3	0-0	0	0	0-0
Martin	3	0	3	0-0	0	0	0-0
Curtis	2	0	2	0-0	0	0	0-0
Hannula	0	2	2	0-0	0	0	0-0
Breech	1	0	1	0-0	0	0	0-0
Collinsworth	1	0	1	0-0	0	0	0-0
Johnson	1	0	1	0-0	0	0	0-0
Kreider	1	0	1	0-0	0	0	0-0
Lapham	1	0	1	0-0	0	0	0-0
Muñoz	1	0	1	0-0	0	0	0-0
Rimington	1	0	1	0-0	0	0	0-0
Ross	1	0	1	0-0	0	0	0-0
Hicks	0	1	1	0-0	1	0	0-0

Blocked kicks: Krumrie (1 blocked PAT).

*Press box statistics

1984 FINAL STATISTICS (8-8-0)

Head Coach: Sam Wyche

Date	W/L	Score	Opponent	Att
Sept. 2	L	17-20	at Denver	74,178
Sept. 9	L	22-27	Kansas City	47,111
Sept. 16	L	23-43	at N.Y. Jets	64,193
Sept. 23	L	14-24	L.A. Rams	45,406
Oct. 1	L	17-38	at Pittsburgh	57,098
Oct. 7	W	13-3	Houston	43,637
Oct. 14	L	14-20	at New England	48,154
Oct. 21	W	12-9	Cleveland	50,667
Oct. 28	W	31-13	at Houston	34,010
Nov. 4	L	17-23	at San Francisco	58,324
Nov. 11	W	22-20	Pittsburgh	52,497
Nov. 18	L	6-26	Seattle	50,280
Nov. 25	W	35-14	Atlanta	44,678
Dec. 2	W	20-17*	at Cleveland	51,774
Dec. 9	W	24-21	at New Orleans	40,855
Dec. 16	W	52-21	Buffalo	55,771

*Overtime

TEAM STATISTICS	Bengals	Opponents
TOTAL FIRST DOWNS	339	322
Rushing	135	115
Passing	179	191
Penalty	25	16
3rd Down: Made-Att.	93-211	82-202
4th Down: Made-Att.	10-14	5-11
POSSSESSION AVG.	30:50	29:10
TOTAL NET YARDS	5480	5259
Avg. Per Game	342.5	328.7
Total Plays	1081	1034
Avg. Per Play	5.1	5.1
NET YARDS RUSHING	2179	1868
Avg. Per Game	136.2	116.8
Total Rushes	540	477
NET YARDS PASSING	3301	3391
Avg. Per Game	206.3	211.9
Sacked-Yards Lost	45-358	40-298
Gross Yards	3659	3689
Att.-Completions	496-306	517-302
Completion Pct.	61.7	58.4
Had Intercepted	22	25
PUNTS-AVG.	67-42.3	67-41.4
Net Punting Avg.	35.3	31.6
PENALTIES-YARDS	85-693	90-743
FUMBLES-BALL LOST	32-17	27-15
TOUCHDOWNS	39	39
Rushing	18	21
Passing	17	15
Returns	4	3

Score by Periods	1	2	3	4	OT	T	39
Bengals	53	105	77	101	3	339	
Opponents	40	98	78	123	0	339	

SCORING	Td	Ru	Rc	Rt	PAT	FG	S	TP
Breech	0	0	0	0	37-37	22-31	0	103
Kinnebrew	10	9	1	0	—	—	0	60
Collinsworth	6	0	6	0	—	—	0	36
Jennings	5	2	3	0	—	—	0	30
Brooks	4	2	2	0	—	—	0	24
Alexander	2	2	0	0	—	—	0	12
Esiason	2	2	0	0	—	—	0	12
Harris	2	0	2	0	—	—	0	12
J. Griffin	1	0	0	1	—	—	0	6
Holman	1	0	1	0	—	—	0	6
Horton	1	0	0	1	—	—	0	6
Jackson	1	0	0	1	—	—	0	6
Kreider	1	0	1	0	—	—	0	6
Muñoz	1	0	1	0	—	—	0	6
Schonert	1	1	0	0	—	—	0	6
Simmons	1	0	0	1	—	—	0	6
(TEAM)	0	0	0	0	—	—	1	2
Bengals	39	18	17	4	37-39	22-31	1	339
Opponents	39	18	15	3	37-39	22-31	1	339

PASSING	Att	Cmp	Yds	Cmp %	Yds/ Att	TD	Int	%	Lg	Sack-Lost	Rat	
Anderson	275	175	2107	63.6	7.66	10	3.6	12	4.4	80t	24-191	81.0
Schonert	117	78	945	66.7	8.08	4	3.4	7	6.0	57t	16-115	77.8
Esiason	102	51	530	50.0	5.20	3	2.9	3	2.9	36	5-52	62.9
McInally	2	2	77	100.0	38.50	0	0.0	0	0.0	43	0-0	118.8
Bengals	496	306	3659	61.7	7.38	17	3.4	22	4.4	80t	45-358	77.2
Opponents	517	302	3689	58.4	7.14	15	2.9	25	4.8	76	40-298	70.0

RUSHING	No	Yds	Avg	Lg	TD
Kinnebrew	154	623	4.0	23	9
Alexander	132	479	3.6	22	2
Brooks	103	396	3.8	33	2
Jennings	79	379	4.8	20t	2
Schonert	13	77	5.9	17	1
S. Wilson	17	74	4.4	9	0
Anderson	11	64	5.8	14	0
Esiason	19	63	3.3	9	2
Farley	7	11	1.6	5	0
Collinsworth	1	7	7.0	7	0
Verser	2	5	2.5	3	0
Martin	1	3	3.0	3	0
Harris	1	-2	-2.0	-2	0
Bengals	540	2179	4.0	33	18
Opponents	477	1868	3.9	36t	21

RECEIVING	No	Yds	Avg	Lg	TD
Collinsworth	64	989	15.5	57t	6
Harris	48	759	15.8	80t	2
Jennings	35	346	9.9	43	3
Brooks	34	268	7.9	27t	2
Alexander	29	203	7.0	22t	0
Holman	21	239	11.4	27	1
Kreider	20	243	12.2	27	1
Kinnebrew	19	159	8.4	22	1
Curtis	12	135	11.3	22	0
Martin	11	164	14.9	42	0
Verser	6	113	18.8	28	0
S. Wilson	2	15	7.5	11	0
Kern	2	14	7.0	9	0
Farley	2	11	5.5	10	0
Muñoz	1	1	1.0	1t	0
Bengals	306	3659	12.0	80t	17
Opponents	302	3689	12.2	76	15

INTERCEPTIONS	No	Yds	Avg	Lg	TD
Breeden	4	96	24.0	70	0
Jackson	4	32	8.0	28t	1
Kemp	4	27	6.8	14	0
Horton	3	48	16.0	48t	1
Simmons	2	43	21.5	43t	1
R. Williams	2	33	16.5	33	0
R. Griffin	2	13	6.5	13	0
J. Griffin	1	57	57.0	57t	1
Cameron	1	15	15.0	15	0
Turner	1	4	4.0	4	0
Schuh	1	0	0.0	0	0
Bengals	25	368	14.7	70	4
Opponents	22	364	16.5	52t	2

PUNTING	No	Yds	Avg	Td	In20	Lg	B
McInally	67	2832	42.3	8	19	61	0
Bengals	67	2832	42.3	8	19	61	0
Opponents	67	2771	41.4	—	—	—	—

PUNT RETURNS	Ret	FC	Yds	Avg	Lg	TD
Martin	24	5	376	15.7	55	0
Simmons	12	6	98	8.2	30	0
Horton	2	0	-1	-0.5	1	0
Bengals	38	11	473	12.4	55	0
Opponents	38	3	310	8.2	19	0

KICKOFF RETURNS	No	Yds	Avg	Lg	TD
Jennings	22	452	20.5	46	0
Martin	19	386	20.3	44	0
Brooks	7	144	20.6	37	0
Farley	6	93	15.5	32	0
Verser	3	46	15.3	23	0
Simmons	1	15	15.0	15	0
Harris	1	12	12.0	12	0
Kinnebrew	1	7	7.0	7	0
G. Williams	1	0	0.0	0	0
Bengals	61	1155	18.9	46	0
Opponents	69	1446	21.0	73	1

USUAL STARTERS

OFFENSE	DEFENSE
WR Cris Collinsworth	LE Eddie Edwards
LT Anthony Muñoz	NT Tim Krumrie
LG Brian Blados	RE Ross Browner
C Dave Rimington	LOLB Jeff Schuh
RG Max Montoya	LILB Ron Simpkins
RT Mike Wilson	RILB Glenn Cameron
TE M.L. Harris	ROLB Reggie Williams
WR Isaac Curtis	LCB Louis Breeden
QB Ken Anderson	RCB Ray Horton
HB James Brooks	SS Jimmy Turner
FB Charles Alexander	RB Bobby Kemp
	FS Robert Jackson

FIELD GOALS	1-19	20-29	30-39	40-49	50+
Breech	0-0	9-10	10-12	3-4	0-5
Bengals	0-0	9-10	10-12	3-4	0-5

FIELD GOAL ATTEMPTS BY GAME:

Breech: (46G, 50N, 22N) (55N, 29G, 48G) (21G) (-) (32G) (22G, 33G, 51N) (37N, 35N) (24G, 23G, 33G, 25G) (33G) (39G) (42G, 21G, 28G) (30G, 33G) (51N) (22G, 43N, 35G) (50N, 35G) (36G).

DEFENSE/SPECIAL TEAMS/MISC. DEF.*

Player	ST	AT	TT	Sks-Yds	PD	FF	FR-Yds
R. Williams	65	27	92	9-55	6	0	0-0
Krumrie	57	27	84	5-46	0	0	1-8
Simpkins	52	28	80	0-0	2	0	1-0
Jackson	54	22	76	0-0	10	1	2-0
Browner	48	26	74	8-54	3	3	1-0
Horton	49	17	66	1-8	16	1	1-0
Edwards	48	16	64	9-68	1	23	-2
Cameron	38	22	60	1-7	2	0	0-0
Breeden	43	15	58	0-0	14	0	0-0
Schuh	36	16	52	2-17	1	0	0-0
Turner	38	12	50	0-0	6	0	1-0
Kemp	35	10	45	0-0	6	0	1-0
Frazier	26	16	42	2-21	2	2	0-0
Simmons	24	8	32	0-0	5	1	0-0
Razzano	12	15	27	0-0	1	0	1-0
R. Griffin	20	5	25	0-0	5	0	1-0
Bojarsky	8	10	18	0-0	0	0	0-0
J. Griffin	13	3	16	0-0	4	0	0-0
Kern	8	7	15	0-0	0	1	0-0
Maidlow	10	3	13	0-0	0	0	0-0
Barker	8	4	12	0-0	0	0	0-0
Collins	7	5	12	3-22	1	1	1-0
Kozerski	7	1	8	0-0	0	0	0-0
Holman	5	1	6	0-0	0	0	1-0
Koch	5	1	6	0-0	0	0	0-0
Kinnebrew	3	2	5	0-0	0	0	0-0
Alexander	3	0	3	0-0	0	0	0-0
Martin	3	0	3	0-0	0	0	0-0
Battle	2	1	3	0-0	0	0	0-0
Pillman	2	1	3	0-0	0	0	0-0
Harris	2	0	2	0-0	0	0	0-0
Verser	2	0	2	0-0	0	0	0-0
Breech	1	1	2	0-0	0	0	0-0
Anderson	1	0	1	0-0	0	0	0-0
Blados	1	0	1	0-0	0	0	0-0
Curtis	1	0	1	0-0	0	0	0-0
Farley	1	0	1	0-0	0	0	0-0
Montoya	1	0	1	0-0	0	0	0-0
Muñoz	1	0	1	0-0	0	0	0-0
Rimington	1	0	1	0-0	0	1	0-0
M. Wilson	1	0	1	0-0	0	0	0-0
S. Wilson	1	0	1	0-0	0	0	0-0

Blocked kicks: Holman (1 blocked punt).

*Press box statistics

1985 FINAL STATISTICS (7-9-0)

Head Coach: Sam Wyche				
Date	W/L	Score	Opponent	Att
Sept. 8	L	24-28	Seattle	51,625
Sept. 15	L	27-41	at St. Louis	46,321
Sept. 22	L	41-44	San Diego	52,270
Sept. 30	W	37-24	at Pittsburgh	59,541
Oct. 6	L	20-29	N.Y. Jets	51,785
Oct. 13	W	35-30	N.Y. Giants	53,112
Oct. 20	L	27-44	at Houston	35,590
Oct. 27	W	26-21	Pittsburgh	55,421
Nov. 3	W	23-17	at Buffalo	25,640
Nov. 10	W	27-10	Cleveland	57,293
Nov. 17	L	6-13	at L.A. Raiders	52,501
Nov. 24	L	6-24	at Cleveland	74,439
Dec. 1	W	45-27	Houston	46,140
Dec. 8	W	50-24	Dallas	56,936
Dec. 15	L	24-27	at Washington	50,544
Dec. 22	L	23-34	at New England	57,953

TEAM STATISTICS		Bengals	Opponents
TOTAL FIRST DOWNS		344	337
Rushing		125	118
Passing		191	194
Penalty		28	25
3rd Down: Made-Att.		82-208	85-197
3rd Down Efficiency		39.4	43.1
4th Down: Made-Att.		9-19	8-12
4th Down Efficiency		47.4	66.7
POSSESSION AVG.		31:18	28:42
TOTAL NET YARDS		5900	5663
Avg. Per Game		368.8	353.9
Total Plays		1062	1019
Avg. Per Play		5.6	5.6
NET YARDS RUSHING		2183	1999
Avg. Per Game		136.4	124.9
Total Rushes		503	461
NET YARDS PASSING		3717	3664
Avg. Per Game		232.3	229.0
Sacked-Yards Lost		41-365	40-334
Gross Yards		4082	3998
Int.-Completions		518-302	518-297
Completion Pct.		58.3	57.3
Had Intercepted		13	19
PUNTS-AVG.		63-40.7	60-41.3
Net Punting Avg.		29.7	34.5
PENALTIES-YARDS		110-795	84-731
FUMBLES-BALL LOST		35-16	34-19
TOUCHDOWNS		53	51
Rushing		20	23
Passing		31	26
Returns		2	2

Score by Periods	1	2	3	4	OT	Total
Bengals	115	106	119	101	—	441
Opponents	61	131	107	138	—	437

SCORING	TD	R	Rc	Rt	PAT	FG	S	TP
Breech	0	0	0	0	48-50	24-33	0	120
Brooks	12	7	5	0	—	0	72	0
Kinnebrew	10	9	1	0	—	—	60	0
Brown	8	0	8	0	—	—	48	0
Holman	7	0	7	0	—	—	42	0
Collinsworth	5	0	5	0	—	—	30	0
Jennings	4	1	3	0	—	—	24	0
Alexander	2	2	0	0	—	—	12	0
Kreider	1	0	1	0	*1	—	7	0
Esiason	1	1	0	0	—	—	6	0
Griffin	1	0	0	1	—	—	6	0
Harris	1	0	1	0	—	—	6	0
Jackson	1	0	0	1	—	—	6	0
Browner	0	0	0	0	—	—	2	0
Bengals	53	20	31	2	49-53	24-33	1	441
Opponents	51	23	26	2	51-51	26-34	1	437

*PAT scored on a run.

RUSHING	No	Yds	Avg	Lg	TD
Brooks	192	929	4.8	39	7
Kinnebrew	170	714	4.2	29	9
Alexander	44	156	3.5	18	2
Brown	14	129	9.2	35	0
Jennings	31	92	3.0	19	1
Esiason	33	79	2.4	20	1
Johnson	8	44	5.5	15	0
Schonert	8	39	4.9	17	0
Collinsworth	1	3	3.0	3	0
McDonald	1	0	0.0	0	0
McInally	1	-2	-2.0	-2	0
Bengals	503	2183	4.3	39	20
Opponents	461	1999	4.3	56	23

RECEIVING	No	Yds	Avg	Lg	TD
Collinsworth	65	1125	17.3	71	5
Brooks	55	576	10.5	57	5
Brown	53	942	17.8	68t	8
Holman	38	479	12.6	64	7
Kinnebrew	22	187	8.5	29t	1
Alexander	15	110	7.3	19	0
Martin	14	187	13.4	28	0
Jennings	12	101	8.4	24	3
Kreider	10	184	18.4	56	1
Harris	10	123	12.3	22t	1
Ross	6	63	10.5	20	0
Blados	1	4	4.0	4	0
Muñoz	1	1	1.0	1	0
Bengals	302	4082	13.5	71	31
Opponents	297	3998	13.5	72t	26

INTERCEPTIONS	No	Yds	Avg	Lg	TD
Griffin	7	116	16.6	33	1
Jackson	6	100	16.7	57t	1
Breedon	2	24	12.0	30	0
Horton	2	3	1.5	3	0
Turner	1	40	40.0	40	0
Kemp	1	0	0.0	0	0
Bengals	19	283	14.9	57t	2
Opponents	13	199	15.3	58	0

PUNTING	No	Yds	Avg	TB	In20	Lg	B
McInally	57	2410	42.3	7	8	64	1
Breech	5	153	30.6	0	2	43	0
Bengals	63	2563	40.7	7	10	64	1
Opponents	60	2477	41.3	7	11	63	0

PUNT RETURNS	Ret	FC	Yds	Avg	Lg	TD
Martin	32	8	268	8.4	26	0
Bengals	32	8	268	8.4	26	0
Opponents	42	0	554	13.2	62t	1

KICKOFF RETURNS	No	Yds	Avg	Lg	TD
Martin	48	1104	23.0	45	0
Jennings	13	218	16.8	26	0
Brooks	3	38	12.7	15	0
Zander	1	19	19.0	19	0
Brown	1	6	6.0	6	0
Griffin	1	0	0.0	0	0
Bengals	67	1385	20.7	45	0
Opponents	81	1734	21.4	58	0

PASSING	Att	Cmp	Yds	Cmp %	Att	Yds	TD	Int	%	Lg	Sack-Lost	Rat
Esiason	431	251	3443	58.2	7.99	27	6.3	12	2.8	68t	32-289	93.2
Schonert	51	33	460	64.7	9.02	1	2.0	0	0.0	71	6-54	100.1
Anderson	32	16	170	50.0	5.31	2	6.3	0	0.0	44t	2-16	86.7
Brooks	1	1	8	100.0	8.00	1	100.0	0	0.0	8t	0-0	139.6
Kreider	1	1	1	100.0	1.00	0	0.0	0	0.0	1	0-0	79.2
Collinsworth	1	0	0	0.0	0.00	0	0.0	1	100.0	—	0-0	0.0
McInally	1	0	0	0.0	0.00	0	0.0	0	0.0	—	0-0	39.6
Brown	0	0	0	—	—	—	—	—	—	—	1-6	—
Bengals	518	302	4082	58.3	7.88	31	6.0	13	2.5	71	41-365	93.0
Opponents	518	297	3998	57.3	7.72	26	5.0	19	3.7	72t	40-334	83.5

USUAL STARTERS

OFFENSE	DEFENSE
WR Chris Collinsworth	LE Eddie Edwards
LT Anthony Muñoz	NT Tim Krumrie
LG Brian Blados	RE Ross Browner
C Dave Rimington	LOLB Jeff Schuh
RG Max Montoya	LILB Ron Simpkins
RT Mike Wilson	KR Zander
TE Rodney Holman	RILB Glenn Cameron
WR Eddie Brown	ROLB Reggie Williams
QB Boomer Esiason	LCB Louis Breedon
HB James Brooks	RCB Ray Horton
FB Larry Kinnebrew	SS Bobby Kemp
	FS James Griffin

FIELD GOALS	1-19	20-29	30-39	40-49	50+
Breech	0-0	7-8	12-13	4-6	1-6
Bengals	0-0	7-8	12-13	4-6	1-6

FIELD GOAL ATTEMPTS BY GAME:

Breech: (22G) (46G, 33G) (-) (50N, 32G) (29G, 53G, 53N) (-) (47G, 22G) (32G, 39G, 40G, 37G) (31G) (28G, 33G, 51N, 50N) (37N, 39G, 37G) (30G, 29G) (48N, 28N, 29G) (49N) (51N, 38G) (22G, 42G, 30G).

DEFENSE/SPECIAL TEAMS/MISC. DEF.*

Player	ST	AT	TT	Sks-Yds	PD	FF	FR-Yds
Krumrie	68	28	96	3.5-25	1	1	2-0
Jackson	70	16	86	0-0	12	2	1-0
Breedon	60	21	81	1-10	17	0	0-0
Simpkins	56	22	78	3.5-31	2	2	1-4
Kemp	57	17	74	1-5	3	1	0-0
Williams	44	22	66	3.5-31	4	3	4-4
Horton	53	10	63	0-0	8	0	1-0
Browner	48	15	63	9-69	1	0	2-0
Zander	48	12	60	2-11	1	1	1-34
Griffin	40	15	55	1-11	11	2	1-29
Edwards	36	10	46	8.5-71	0	3	2-0
Schuh	36	10	46	4-35	1	1	1-0
Cameron	30	8	38	0-0	0	0	0-0
Turner	24	9	33	0-0	2	0	0-0
Barker	24	8	32	0-0	1	3	0-0
King	15	2	17	2-21	0	0	1-0
Boyersky	8	6	14	1-14	0	0	0-0
Johnson	10	3	13	0-0	0	0	0-0
Simmons	8	2	10	0-0	0	0	0-0
Davis	4	4	8	0-0	1	0	0-0
Washington	5	2	7	0-0	2	0	1-0
Collins	5	1	6	0-0	1	0	0-0
Jennings	5	1	6	0-0	0	0	1-0
Kern	4	2	6	0-0	0	0	0-0
Dinkel	3	0	3	0-0	0	0	0-0
Kreider	3	0	3	0-0	0	0	0-0
Montoya	3	0	3	0-0	0	0	0-0
Holman	2	1	3	0-0	0	0	0-0
Thomas	2	1	3	0-0	0	0	0-0
Brooks	2	0	2	0-0	0	0	0-0
Esiason	2	0	2	0-0	0	0	0-0
Harris	2	0	2	0-0	0	0	0-0
Kinnebrew	2	0	2	0-0	0	0	0-0
Wilson	2	0	2	0-0	0	0	0-0
Alexander	1	0	1	0-0	0	0	0-0
Brown	1	0	1	0-0	0	0	0-0
McInally	1	0	1	0-0	0	0	0-0
Muñoz	1	0	1	0-0	0	0	0-0
Reimers	1	0	1	0-0	0	0	0-0

1986 FINAL STATISTICS (10-6-0)

Head Coach: Sam Wyche				
Date	W/L	Score	Opponent	Att
Sept. 7	L	14-24	at Kansas City	43,430
Sept. 14	W	36-33*	Buffalo	52,714
Sept. 18	W	30-13	at Cleveland	78,779
Sept. 28	L	7-44	Chicago	55,146
Oct. 5	W	34-28	at Green Bay	51,230
Oct. 13	W	24-22	Pittsburgh	54,283
Oct. 19	W	31-28	Houston	53,844
Oct. 26	L	9-30	at Pittsburgh	50,815
Nov. 2	W	24-17	at Detroit	52,423
Nov. 9	L	28-32	at Houston	32,130
Nov. 16	W	34-7	Seattle	54,410
Nov. 23	W	24-20	Minnesota	53,003
Nov. 30	L	28-34	at Denver	58,705
Dec. 7	W	31-7	at New England	60,633
Dec. 14	L	3-34	Cleveland	58,062
Dec. 21	W	52-21	N.Y. Jets	51,619

*Overtime

TEAM STATISTICS		Bengals	Opponents
TOTAL FIRST DOWNS		348	336
Rushing		134	134
Passing		183	171
Penalty		31	31
3rd Down: Made-Att.		79-199	84-218
4th Down: Made-Att.		9-16	12-16
POSSESSION AVG.		28:48	31:12
TOTAL NET YARDS		6490	5274
Avg. Per Game		405.6	329.6
Total Plays		1046	1051
Avg. Per Play		6.2	5.0
NET YARDS RUSHING		2533	2122
Avg. Per Game		158.3	132.6
Total Rushes		521	514
NET YARDS PASSING		3957	3152
Avg. Per Game		247.3	197.0
Sacked-Yards Lost		28-203	42-368
Gross Yards		4160	3520
Att.-Completions		497-287	495-278
Completion Pct.		57.7	56.2
Had Intercepted		20	17
PUNTS-AVG.		59-33.8	77-39.8
Net Punting Avg.		29.7	34.5
PENALTIES-YARDS		111-847	93-840
FUMBLES-BALL LOST		31-16	30-11
TOUCHDOWNS		51	47
Rushing		24	23
Passing		25	17
Returns		2	7

Score by Periods	1	2	3	4	OT	Tot
Bengals	69	126	72	139	3	409
Opponents	113	92	122	67	0	394

SCORING	Td	R	Rc	Rt	PAT	FG	S	TP
Breech	0	0	0	0	50-51	17-32	0	101
Collinsworth	10	0	10	0	—	—	0	60
Brooks	9	5	4	0	—	—	0	54
Kinnebrew	9	8	1	0	—	—	0	54
Wilson	8	8	0	0	—	—	0	48
Brown	4	0	4	0	—	—	0	24
Holman	2	0	2	0	—	—	0	12
Muñoz	2	0	2	0	—	—	0	12
Breedon	1	0	0	1	—	—	0	6
Edwards	1	0	0	1	—	—	0	6
Esiason	1	1	0	0	—	—	0	6
Hayes	1	1	0	0	—	—	0	6
Jennings	1	1	0	0	—	—	0	6
Kattus	1	0	1	0	—	—	0	6
McGee	1	0	1	0	—	—	0	6
White	0	0	0	0	—	—	1	2
Bengals	51	24	25	2	50-51	17-32	1	409
Opponents	47	23	17	7	44-47	22-30	1	394

PASSING	Att	Cmp	Yds	Cmp %	Yds/Att	TD	TD %	Int	Int %	Lg	Sack-Lost	Rat
Esiason	469	273	3959	58.2	8.44	24	5.1	17	3.6	57	26-194	87.7
Anderson	23	11	171	47.8	7.43	1	4.3	2	8.7	43	1-4	51.2
Gaynor	3	3	30	100.0	10.00	0	0.0	0	0.0	16	1-5	108.3
Brooks	1	0	0	0.0	0.00	0	0.0	0	0.0	—	0-0	39.6
Kreider	1	0	0	0.0	0.00	0	0.0	1	100.0	—	0-0	0.0
Bengals	497	287	4160	57.7	8.37	25	5.0	20	4.0	57	28-203	85.1
Opponents	495	278	3520	56.2	7.11	17	3.4	17	3.4	84t	42-368	75.7

RUSHING	No	Yds	Avg	Lg	TD
Brooks	205	1087	5.3	56t	5
Kinnebrew	131	519	4.0	39	8
Wilson	68	379	5.6	58t	8
Johnson	39	226	5.8	34	0
Esiason	44	146	3.3	23	1
Hayes	3	92	30.7	61t	1
Jennings	16	54	3.4	10	1
Brown	8	32	4.0	17	0
McGee	4	10	2.5	8	0
Gaynor	1	4	4.0	4	0
Collinsworth	2	-16	-8.0	-6	0
Bengals	521	2533	4.9	61t	24
Opponents	514	2122	4.1	75t	23

RECEIVING	No	Yds	Avg	Lg	TD
Collinsworth	62	1024	16.5	46t	10
Brown	58	964	16.6	57	4
Brooks	54	686	12.7	54	4
Holman	40	570	14.3	34t	2
McGee	16	276	17.3	51	1
Kinnebrew	13	136	10.5	31	1
Johnson	13	103	7.9	17	0
Kattus	11	99	9.0	28	1
Jennings	6	86	14.3	34	0
Kreider	5	96	19.2	23	0
Wilson	4	45	11.3	34	0
Martin	3	68	22.7	51	0
Muñoz	2	7	3.5	5t	2
Bengals	287	4160	14.5	57	25
Opponents	278	3520	12.7	84t	17

INTERCEPTIONS	No	Yds	Avg	Lg	TD
Breedon	7	72	10.3	36t	1
Fulcher	4	20	5.0	15	0
Barker	2	7	3.5	7	0
Bussey	1	19	19.0	19	0
Zander	1	18	18.0	18	0
Kelly	1	6	6.0	6	0
Horton	1	4	4.0	4	0
Bengals	17	146	8.6	36t	1
Opponents	20	189	9.5	49	0

PUNTING	No	Yds	Avg	TB	In20	Lg	B
Hayes	56	1965	35.1	3	11	52	2
Esiason	1	31	31.0	0	1	31	0
Bengals	59	1996	33.8	3	12	52	2
Opponents	77	3068	39.8	9	14	66	0

PUNT RETURNS	Ret	FC	Yds	Avg	Lg	TD
Martin	13	6	96	7.4	14	0
Horton	11	3	111	10.1	25	0
McGee	3	4	21	7.0	9	0
Simmons	2	4	7	3.5	6	0
Bengals	29	17	235	8.1	25	0
Opponents	19	14	182	9.6	54	0

KICKOFF RETURNS	No	Yds	Avg	Lg	TD
McGee	43	1007	23.4	94	0
Jennings	12	257	21.4	41	0
Martin	4	83	20.8	21	0
Simpkins	2	24	12.0	15	0
Holman	1	18	18.0	18	0
Simmons	1	0	0.0	0	0
Bengals	63	1389	22.0	94	0
Opponents	80	1611	20.1	96t	1

USUAL STARTERS

OFFENSE		DEFENSE	
WR	Cris Collinsworth	LE	Eddie Edwards
LT	Anthony Muñoz	NT	Tim Krumrie
LG	Bruce Kozerski	RE	Ross Browner
C	Dave Rimington	LOLB	Emmanuel King
RG	Max Montoya	LILB	Carl Zander
RT	Brian Blados,	RILB	Leo Barker,
	Joe Walter		Joe Kelly
TE	Rodney Holman	ROLB	Reggie Williams
WR	Eddie Brown	LCB	Louis Breedon
QB	Boomer Esiason	RCB	Lewis Billups
HB	James Brooks	SS	David Fulcher
FB	Larry Kinnebrew	FS	Bobby Kemp

FIELD GOALS	1-19	20-29	30-39	40-49	50+
Breech	1-2	4-5	5-7	5-14	2-4
Bengals	1-2	4-5	5-7	5-14	2-4
Opponents	4-4	4-5	6-6	8-13	0-2

FIELD GOAL ATTEMPTS BY GAME:

Breech: (-) (51G, 20G) (49G, 33G, 25G) (-) (-) (48N) (40N, 40G) (49N, 51G, 41N) (27N, 19G, 30N, 40G, 31G) (50N, 38G, 44N) (49N, 47N) (37G, 51N, 34G) (19N, 49N, 40G) (39N) (24G, 44N) (23G) (43G).
Opponents: (45N, 18G) (20G, 44G) (19G, 34G) (41G) (-) (27N, 24G, 44G) (-) (31G, 43G, 41G) (50N, 18G) (42G, 25G, 30G, 46G) (49N, 42N, 55N) (24G, 35G) (49G, 33G) (44N) (46N, 39G, 19G) (-).

DEFENSE/SPECIAL TEAMS/MISC. DEF.*

Player	ST	AT	TT	Sks-Yds	PD	FF	FR-Yds
Krumrie	73	40	113	1-4	0	0	2-18
Fulcher	75	30	105	2-18	7	0	1-0
Zander	61	36	97	3-5-34	4	0	1-0
Williams	73	23	96	4-5-34	3	2	1-0
King	52	18	70	9-88	1	2	1-1
Breedon	49	7	56	0-0	14	1	0-0
Horton	44	11	55	0-0	9	0	0-0
Kemp	37	14	51	0-0	3	0	0-0
Browner	37	12	49	6.5-57	0	2	1-0
Edwards	35	10	45	6.5-49	3	0	2-0
Barker	28	15	43	0-0	2	2	0-0
Kelly	25	10	35	1-7	1	0	1-0
Billups	28	5	33	1-9	11	1	1-2
Simpkins	21	6	27	0-0	1	0	0-0
Bussey	19	5	24	1-12	1	0	0-0
Jackson	19	5	24	0-0	3	0	0-0
Simpkins	21	6	27	0-0	0	0	0-0
Skow	16	3	19	3-24	1	0	0-0
Simmons	16	1	17	1-15	4	0	0-0
Kattus	13	1	14	0-0	4	0	0-0
White	12	2	14	0-0	0	0	0-0
Brady	9	3	12	0-0	0	1	0-0
Hammerstein	3	7	10	1-6	0	0	0-0
Turner	8	1	9	0-0	2	0	0-0
DeAyala	7	2	9	1-11	0	0	0-0
Johnson	6	2	8	0-0	0	0	0-0
Jennings	5	1	6	0-0	0	0	0-0
Holman	3	0	3	0-0	0	0	0-0
Brown	2	0	2	0-0	0	0	0-0
Collinsworth	2	0	2	0-0	0	0	0-0
Kozerski	2	0	2	0-0	0	0	0-0
Wilson	2	0	2	0-0	0	0	0-0
Breech	1	1	2	0-0	0	0	0-0
Kreider	1	1	2	0-0	0	0	0-0
Brooks	1	0	1	0-0	0	0	0-0
Hayes	1	0	1	0-0	0	0	0-0
Kinnebrew	1	0	1	0-0	0	0	0-0
Montoya	1	0	1	0-0	0	0	0-0

1987 FINAL STATISTICS (4-11-0)

Head Coach: Sam Wyche

Date	W/L	Score	Opponent	Att
Sept. 13	W	23-21	at Indianapolis	59,387
Sept. 20	L	26-27	San Francisco	53,498
Sept. 27	at L.A. Rams	canceled	— players strike	
Oct. 4**	L	9-10	San Diego	18,074
Oct. 11**	W	17-10	at Seattle	31,739
Oct. 18**	L	0-34	Cleveland	40,179
Oct. 25	L	20-23	at Pittsburgh	53,692
Nov. 1	L	29-31	Houston	52,700
Nov. 8	L	14-20	Miami	53,940
Nov. 15	W	16-10	at Atlanta	25,758
Nov. 22	L	16-30	Pittsburgh	59,910
Nov. 29	L	20-27	at N.Y. Jets	41,135
Dec. 6	W	30-27*	Kansas City	46,489
Dec. 13	L	24-38	at Cleveland	77,331
Dec. 20	L	24-41	New Orleans	43,424
Dec. 27	L	17-21	at Houston	49,775

*Overtime; **Replacement Game

TEAM STATISTICS	Bengals	Opponents
TOTAL FIRST DOWNS	319	286
Rushing	130	99
Passing	159	169
Penalty	30	18
3rd Down: Made-Att.	81-216	79-194
4th Down: Made-Att.	8-18	4-8
POSSESSION AVG.	30:24	29:36
TOTAL NET YARDS	5377	4697
Avg. Per Game	358.5	313.1
Total Plays	1045	937
Avg. Per Play	5.1	5.0
NET YARDS RUSHING	2164	1641
Avg. Per Game	144.3	109.4
Total Rushes	538	441
NET YARDS PASSING	3213	3056
Avg. Per Game	214.2	203.7
Sacked-Yards Lost	32-255	40-303
Gross Yards	3468	3359
Att.-Completions	475-255	456-267
Completion Pct.	53.7	58.6
Had Interception	20	14
PUNTS-AVG.	73-41.0	75-40.2
Net Punting Avg.	34.5	33.4
PENALTIES-YARDS	99-79	79-669
FUMBLES-BALL LOST	29-12	26-12
TOUCHDOWNS	30	43
Rushing	13	15
Passing	17	24
Returns	0	4

Score by Periods	1	2	3	4	OT	Tot
Bengals	87	72	40	83	3	285
Opponents	44	106	96	124	0	370

SCORING	TD	Ru	Rc	Rt	PAT	FG	S	TP
Breech	0	0	0	0	—	25-24	30	9
Kinnelbrow	8	8	0	0	—	—	0	48
Brooks	3	1	2	0	—	—	0	18
E. Brown	3	0	3	0	—	—	0	18
Jennings	3	1	2	0	—	—	0	18
Martin	3	0	3	0	—	—	0	18
Holman	2	0	2	0	—	—	0	12
Kattus	2	0	2	0	—	—	0	12
B. Johnson	1	1	0	0	—	—	0	6
Logan	1	1	0	0	—	—	0	6
Manca	0	0	0	0	3-3	1-2	0	6
McCluskey	1	1	0	0	—	—	0	6
McGee	1	0	1	0	—	—	0	6
Muñoz	1	0	1	0	—	—	0	6
Russell	1	0	1	0	—	—	0	6
Schutt	0	0	0	0	—	—	1-2	0
Bengals	30	13	0	0	28-30	25-32	1	285
Opponents	43	15	24	4	43-43	23-26	0	370

RUSHING	No	Yds	Avg	Lg	TD
Kinnelbrow	145	570	3.9	52	8
Jennings	70	314	4.5	18	1
Brooks	94	290	3.1	18	1
Esiason	52	241	4.6	19	0
B. Johnson	39	205	5.3	20	1
Logan	37	203	5.5	51	1
McCluskey	29	94	3.2	12	1
Wright	24	74	3.1	10	0

(continued)

PASSING	Att	Cmp	Yds	Cmp %	Yds/Att	TD	Int	Lg	Sack-Lost	Rat
Esiason	240	240	3321	54.5	7.55	16	36	19	43	61.1
D. Walter	41	10	113	47.6	5.38	0	0.0	0	0.0	35
Breen	8	3	9	37.5	1.3	1	12.5	0	0.0	6
Bennett	6	2	25	33.3	4.17	0	0.0	1	16.7	18
Hillary	0	0	0	—	—	—	—	—	—	1-13
Bengals	475	255	3468	53.7	7.30	17	3.6	20	4.2	61.1
Opponents	456	267	3359	58.6	7.37	24	5.3	14	3.1	53

RUSHING-cont'd	No	Yds	Avg	Lg	TD
D. Walter	16	70	4.4	16	0
Rice	18	59	3.3	8	0
Meehan	4	19	4.8	17	0
Breen	6	18	3.0	9	0
Bennett	2	17	8.5	9	0
E. Brown	1	0	0.0	0	0
Bengals	1	-10	-10.0	-10	0
Bengals	538	2164	4.0	52	13
Opponents	441	1641	3.7	42	15

RECEIVING	No	Yds	Avg	Lg	TD
E. Brown	44	608	13.8	47	3
Jennings	35	277	7.9	24	2
Collinsworth	31	494	15.9	53	0
Holman	28	438	15.6	61	2
McGee	23	408	17.7	49	1
Brooks	22	272	12.4	46	2
Martin	20	394	19.7	54	2
Kattus	18	217	12.1	57	2
Kinnelbrow	9	114	12.7	25	0
Hillary	5	65	13.0	23	0
Wright	4	28	7.0	11	0
Meehan	3	25	8.3	12	0
B. Johnson	3	19	6.3	9	0
Logan	3	14	4.7	18	0
Pleasant	2	45	22.5	35	0
Russell	2	27	13.5	23	1
Muñoz	2	15	7.5	12	1
McCluskey	1	8	8.0	8	0

Bengals	255	3468	13.6	61	17
Opponents	267	3359	12.6	53	24
INTERCEPTIONS	No	Yds	Avg	Lg	TD
Jackson	3	49	16.3	29	0
Fulcher	3	30	10.0	28	0
Breen	2	49	24.5	44	0
D. Smith	2	0	0.0	0	0
Wilcots	1	37	37.0	37	0
Niehoff	1	19	19.0	19	0
Thomas	1	3	3.0	3	0
Bussey	1	0	0.0	0	0
Bengals	14	187	13.4	44	0
Opponents	20	336	16.8	76	2

PUNTING	No	Yds	Avg	TB	In20	Lg	B
Fulhage	52	2168	41.7	5	10	58	0
Horne	19	759	39.9	4	2	57	0
Esiason	2	68	34.0	0	1	41	0
Bengals	73	2995	41.0	9	13	58	0
Opponents	75	3017	40.2	11	15	66	0

PUNT RETURNS	Ret	FC	Yds	Avg	Lg	TD
Martin	28	5	277	9.9	21	0
K. Brown	5	3	16	3.2	10	0
Horton	1	0	0	0.0	0	0
Jackson	0	1	0	0.0	—	0
Bengals	34	9	293	8.6	21	0
Opponents	42	8	299	7.1	26	0

KICKOFF RETURNS	No	Yds	Avg	Lg	TD
Bussey	21	406	19.3	34	0
McGee	15	242	16.1	24	0
Wright	13	266	20.5	30	0
Martin	3	51	17.0	20	0
K. Brown	3	45	15.0	20	0
Brooks	2	42	21.0	23	0
Jennings	2	32	16.0	18	0
Logan	3	31	10.3	16	0
Kattus	2	22	11.0	13	0
Hillary	1	15	15.0	15	0
Meehan	1	9	9.0	9	0
Fulcher	1	0	0.0	0	0
Bengals	67	1161	17.3	34	0
Opponents	62	1145	18.5	62	0

FIELD GOALS	1-19	20-29	30-39	40-49	50+
Breech	0-0	0-7	12-12	6-11	0-0
Manca	0-0	1-1	0-0	0-1	0-0
Bengals	0-0	7-8	12-12	6-12	0-0
Opponents	0-0	9-9	7-8	6-8	1-1

FIELD GOALS	1-19	20-29	30-39	40-49	50+
Breech	0-0	0-7	12-12	6-11	0-0
Manca	0-0	1-1	0-0	0-1	0-0
Bengals	0-0	7-8	12-12	6-12	0-0
Opponents	0-0	9-9	7-8	6-8	1-1

FIELD GOALS	1-19	20-29	30-39	40-49	50+
Breech	0-0	0-7	12-12	6-11	0-0
Manca	0-0	1-1	0-0	0-1	0-0
Bengals	0-0	7-8	12-12	6-12	0-0
Opponents	0-0	9-9	7-8	6-8	1-1

USUAL STARTERS

OFFENSE	DEFENSE
WR Cris Collinsworth	LE Eddie Edwards
TE Tim McGee	NT Tim Krumrie
LT Anthony Muñoz	RE Jim Skow
LG Bruce Reimers	LOLB Emmanuel King
C Dave Rimington	LILB Carl Zander
RG Max Montoya	RILB Joe Kelly
RT Joe Walter	ROLB Reggie Williams
TE Rodney Holman	LB Ray Horton
WR Eddie Brown	RCB Lewis Billups
QB Boomer Esiason	SS David Fulcher
HB James Brooks	FS Robert Jackson
Stanford Jennings	
FB Larry Kinnelbrow	

FIELD GOAL ATTEMPTS BY GAME:

Breech: (42N, 20G) (23G, 42G, 41G, 46G) (-) (-) (-) (-) (32G, 33G, 26G, 43N, 39G, 32G) (-) (31G, 45B, 22G, 30G) (35G, 38G, 41G) (31G, 35G, 46B) (37G, 27G, 28B, 32G) (20G) (43G, 46N) (43G). Manca: (-) (-) (45B) (28G).

Opponents: (-) (24G, 31G) (30N, 24G) (24G) (45G, 33G) (45G, 21G, 20G) (47G) (48G, 45N, 34G) (44G) (43G, 52G, 36G) (24G, 23G) (39G, 33G) (27G) (21G, 30G) (42N).

DEFENSE/SPECIAL TEAMS/MISC. DEF.*

Player	ST	AT	TT	Sks- Yds	PD	FF	FR- Yds
Krumrie	62	26	88	3.5-28.5	1	0	0-0
Williams	56	19	75	6-45	0	1	2-0
Fulcher	51	21	72	3-22	10	1	1-0
Jackson	57	13	70	0-0	4	0	1-0
Zander	44	17	61	1-14	1	0	0-0
Horton	40	13	53	0-0	4	0	0-0
Billups	38	7	45	0-0	11	1	1-0
Kelly	36	9	45	1-2	1	1	0-0
Edwards	32	7	39	4-32	0	1	1-0
Bussey	26	13	39	2-15	5	0	0-0
King	23	13	36	4-30	2	0	0-0
Inglis	23	11	34	0-0	1	1	0-0
DeAyala	17	11	28	0-0	0	0	1-0
Skow	23	4	27	4.5-38.5	0	0	0-0
Barber	19	6	25	0-0	2	0	0-0
M. Johnson	15	5	20	0-0	1	1	0-0
Thomas	15	3	18	1-5	16	0	0-0
Barker	14	4	18	0-0	0	0	0-0
D. Smith	14	3	17	0-0	2	0	0-0
Brady	12	1	13	0-0	0	0	1-0
Breen	10	3	13	0-0	7	0	0-0
Flaherty	9	3	12	0-0	0	0	1-0
White	11	0	11	0-0	0	0	0-0
Hammerstein	9	2	11	1-8	0	0	0-0
Ward	9	2	11	1-3	0	0	0-0
Wilcots	9	1	10	0-0	2	0	0-0
Catchings	7	2	9	2.5-14.5	0	0	1-0
Fears	4	4	8	0-0	0	0	0-0
McClendon	7	0	7	0-0	0	0	0-0
Berthussen	6	1	7	2.5-12.5	0	0	1-1
Jennings	6	1	7	0-0	0	0	0-0
Kattus	6	1	7	0-0	0	1	0-0
Hillary	5	0	5	0-0	0	0	0-0
John	5	0	5	0-0	0	1	0-0
S. Smith	3	2	5	0-0	0	0	0-0
Manning	4	0	4	0-0	0	1	0-0
Buck	3	1	4	2-15	0	0	0-0
Logan	3	0	3	0-0	0	0	0-0
McGee	3	0	3	0-0	0	0	0-0
J. Walter	3	0	3	0-0	0	0	0-0
Schutt	3	0	3	1-18	0	0	0-0
Reinke	2	1	3	0-0	0	1	0-0
Kinnebrew	2	0	2	0-0	0	0	0-0
Kozerski	2	0	2	0-0	0	0	0-0
Martin	2	0	2	0-0	0	0	0-0
McCluskey	2	0	2	0-0	0	0	0-0
Meehan	2	0	2	0-0	0	0	0-0
Reimers	2	0	2	0-0	0	0	0-0
Sellers	2	0	2	0-0	0	0	0-0
Rine	1	0	1	0-0	0	0	0-0
Brooks	1	0	1	0-0	0	0	0-0
E. Brown	1	0	1	0-0	0	1	0-0
Eaddy	1	0	1	0-0	0	0	0-0
Holman	1	0	1	0-0	0	0	0-0
B. Johnson	1	0	1	0-0	0	0	0-0
Muñoz	1	0	1	0-0	0	0	0-0
Riggs	1	0	1	0-0	0	0	0-0
Romasko	1	0	1	0-0	0	0	0-0
Wright	1	0	1	0-0	0	0	0-0
Mangos	0	1	1	0-0	0	0	0-0

STADIUM, NFL & MEDIA

*Press box statistics

				Cmp	Yds/	TD		Int		Sack-		
Passing	Att	Cmp	Yds	%	Att	TD	Int	Lg	Lost	Rat		
Eliason	388	223	3572	57.5	9.21	28	7.2	14	3.6	861	30-245	97.4
Schoner	4	2	20	50.0	5.00	0	0.0	0	0.0	17	0-0	64.6
Bengals	392	225	3592	57.4	9.16	28	7.1	14	3.6	861	30-245	97.0
Opponents	524	283	3508	54.0	6.69	19	3.6	22	4.2	651	32-247	99.6

FIELD GOAL ATTEMPTS BY GAME:
Breech: (42N) (-) (32G) (34G) (28G) (30N, 25G)
 (-) (-) (19G, 32G, 22G) (-) (-) (41G) (51N) (46N)
 (45G, 27G) (40N, 20G). **Johnson:** (-) (-) (-) (-) (-)
 (-) (-) (-) (-) (-) (-) (-) (-) (50N) (-) (50G).

(continued)

1988 SEASON PLAYOFF STATISTICS (2-1)

Date	W/L	Score	Opponent	Att
Dec. 31*	W	21-13	Seattle	58,560
Jan. 8*	W	21-10	Buffalo	59,747
Jan. 22#	L	16-20	vs. San Francisco	75,129

*AFC Divisional Playoff

+AFC Championship

#Super Bowl XXIII at Miami, Fla.

TEAM STATISTICS	Bengals	Opponents
TOTAL FIRST DOWNS	58	52
Rushing	39	9
Passing	16	40
Penalty	3	3
3rd Down: Made-Att.	17-41	6-35
3rd Down Pct.	41.5	17.1
4th Down: Made-Att.	1-3	2-5
4th Down Pct.	33.3	40.0
POSSESSION AVG.	35.50	24.10
TOTAL NET YARDS	823	928
Avg. Per Game	274.3	309.3
Total Plays	199	186
Avg. Per Play	4.1	5.0
NET YARDS RUSHING	535	179
Avg. Per Game	178.3	59.7
Total Rushes	125	60
Avg. Per Rush	4.3	3.0
NET YARDS PASSING	288	749
Avg. Per Game	96.0	249.7
Sacked-Yards Lost	10-58	10-68
Gross Yards	346	817
Att.-Completions	64-29	116-61
Completion Pct.	45.3	52.6
Had Intercepted	3	5
PUNTS-AVG.	17-42.2	16-42.8
Net Punting Avg.	37.1	39.8
PENALTIES-YARDS	13-139	14-127
FUMBLES-BALL LOST	6-2	5-2
TOUCHDOWNS	7	5
Rushing	5	1
Passing	1	4
Returns	1	0

Score by Periods	1	2	3	4	OT	Tot
Bengals	14	24	10	10	-	58
Opponents	3	10	3	27	-	43

SCORING	Td-Ru-Rc-Rt	PAT	FG	S	TP
Woods	3 3 0 0	-	-	0	18
Breech	0 0 0 0	7-7	3-3	0	16
Wilson	2 2 0 0	-	-	0	12
Brooks	1 0 1 0	-	-	0	6
Jennings	1 0 0 1	-	-	0	6
Bengals	7 5 1 1	7-7	3-3	0	58
Opponents	5 1 4 0	4-5	3-6	0	43

PASSING	Att	Cmp	Yds	Cmp %	Yds/Att	TD	Int	Int %	Lg	Sack-Lost	Rate
Esiason	64	29	346	45.3	5.41	1	1.6	3	4.7	30	48.0
Bengals	64	29	346	45.3	5.41	1	1.6	3	4.7	30	48.0
Opponents	116	61	817	52.6	7.04	4	3.4	5	4.3	44	68.8

RUSHING	No	Yds	Avg	Lg	TD
Woods	72	307	4.3	30	3
Brooks	26	102	3.9	26	0
Wilson	12	74	6.2	20	2
Esiason	12	37	3.1	29	0
Jennings	3	15	5.0	8	0
Bengals	125	535	4.3	30	5
Opponents	60	179	3.0	13	1

RECEIVING	No	Yds	Avg	Lg	TD
Holman	7	82	11.7	24	0
Collinsworth	5	75	15.0	30	0
Brooks	5	62	12.4	20	1
Brown	4	55	13.8	23	0
McGee	4	37	9.3	18	0
Riggs	3	18	6.0	13	0
Hillary	1	17	17.0	17	0
Bengals	29	346	11.9	30	1
Opponents	61	817	13.4	44	4

INTERCEPTIONS	No	Yds	Avg	Lg	TD
Thomas	2	26	13.0	26	0
Fulcher	1	0	0.0	0	0
Wilcots	1	0	0.0	0	0
Billups	1	-3	-3.0	-3	0
Bengals	5	23	4.6	26	0
Opponents	3	25	8.3	25	0

PUNTING	No	Yds	Avg	Net TB	In20	Lg	B
Johnson	17	718	42.2	37.1	0	7	63
Bengals	17	718	42.2	37.1	0	7	63
Opponents	16	684	42.8	39.8	0	2	55

PUNT RETURNS	Ret	FC	Yds	Avg	Lg	TD
Hillary	6	1	43	7.2	16	0
Horton	1	0	5	5.0	5	0
Dixon	1	0	0	0.0	0	0
Bengals	8	1	48	6.0	16	0
Opponents	9	2	88	9.8	45	0

KICKOFF RETURNS	No	Yds	Avg	Lg	TD
Jennings	4	154	38.5	93t	1
Hillary	3	24	8.0	13	0
Brooks	2	38	19.0	23	0
Bengals	9	216	24.0	93t	1
Opponents	11	200	18.2	26	0

FIELD GOALS	1-19	20-29	30-39	40-49	50+
Breech	0-0	0-0	1-1	2-2	0-0
Bengals	0-0	0-0	1-1	2-2	0-0
Opponents	0-1	0-0	2-2	1-3	0-0

FIELD GOAL ATTEMPTS BY GAME:

Breech: (-) (-) (34G, 43G, 40G).

Opponents: (-) (43N, 39G) (41G, 19N, 32G, 49N).

DEFENSE*	ST	AT	TT	Sks-Yds	PD	FF	FR-Yds
Williams	13	4	17	3-21	0	0	0-0
Wilcots	12	2	14	0-0	2	0	0-0
Fulcher	10	3	13	1-6	4	1	0-0
Krumrie	8	5	13	0-0	0	1	0-0
Billups	9	3	12	0-0	7	0	0-0
Thomas	10	1	11	0-0	10	0	0-0
Buck	6	5	11	3-19	0	0	0-0
Bussey	8	1	9	0-0	1	0	0-0
White	8	1	9	0-0	0	0	0-0
Zander	7	2	9	0-0	0	0	0-0
Horton	6	2	8	0-0	0	1	0-0
Grant	5	1	6	2-12	0	0	0-0
Barker	4	1	5	0-0	0	0	0-0
Dixon	4	1	5	0-0	1	0	0-0
Kelly	2	2	4	0-0	0	0	0-0
Skow	2	1	3	1-10	0	0	2-0
McClendon	2	0	2	0-0	0	0	0-0
King	0	1	1	0-0	0	0	0-0

SPECIAL TEAMS*

Player	ST	AT	TT	FF	FR-Yds	BP	BFG	BXP
Bussey	4	0	4	0	0-0	0	0	0
Barker	2	2	4	0	0-0	0	0	0
Parker	3	0	3	0	0-0	0	0	0
Brady	2	1	3	0	0-0	0	0	0
Riggs	2	0	2	0	0-0	0	0	0
Dar. Smith	2	0	2	0	0-0	0	0	0
White	2	0	2	0	0-0	0	0	0
Horton	1	0	1	0	0-0	0	0	0
Wilson	1	0	1	0	0-0	0	0	0
Jennings	0	1	1	0	0-0	0	0	0
King	0	1	1	0	0-0	0	0	0

MISCELLANEOUS DEFENSE*

Player	ST	AT	TT	FF	FR-Yds
Brown	1	0	1	0	0-0
Holman	1	0	1	0	0-0

*Press box statistics

USUAL STARTERS

OFFENSE		DEFENSE	
WR	Tim McGee	LE	Jim Skow
LT	Anthony Muñoz	NT	Tim Krumrie
LG	Bruce Reimers	RE	Jason Buck
C	Bruce Kozerski	LOLB	Leon White
RG	Max Montoya	LILB	Carl Zander
RT	Brian Blados	RILB	Joe Kelly
	Joe Walter	ROLB	Reggie Williams
TE	Rodney Holman	LCB	Lewis Billups
WR	Eddie Brown	RCB	Eric Thomas
QB	Boomer Esiason	SS	David Fulcher
HB	James Brooks	FS	Rickey Dixon
FB	Eli Ball,		
	Stanford Jennings		

FIELD GOAL ATTEMPTS BY GAME:
Breech: (-) (-) (-) (-) (24G, 27G) (20G, 22G) (30G, 29G, 23G, 21G) (-) (34N) (38G) (49N) (-) (-) (24G) (27G, 30G) (-). **Gallery:** (45N) (26G, 47G) (48N, 44N) (31N) (-) (-) (-) (-) (-) (-) (-) (-) (-) (-) (-).
Opponents: (29G) (38G) (-) (23G) (46N, 24G, 40G, 34G) (29G, 33G) (27G) (-) (46N) (32G, 42G, 37G, 28G) (-) (24G) (51N, 48N) (41N, 48G) (32N) (31G, 37G, 22G, 42G, 24G, 52N).

SPECIAL TEAMS*					FR-			
Player	ST	AT	TT	FF	Yds	BP	BFG	BXP
Walker	11	0	11	0	0-0	0	0	0
Barker	10	1	11	0	0-0	0	0	0
Brady	9	1	10	0	0-0	0	0	0
Busey	9	1	10	0	0-0	0	0	0
Wilcots	8	2	10	0	0-0	0	0	0
Jackson	6	0	6	0	0-0	0	0	0
Barber	5	1	6	0	0-0	0	0	0
White	5	1	6	0	0-0	0	0	0
Dixon	5	0	5	0	0-0	0	0	0
Carey	1	2	3	0	0-0	0	0	0
Johnson	2	0	2	0	0-0	0	0	0
Taylor	2	0	2	0	0-0	0	0	0
Thomas	2	0	2	0	0-0	1	0	0
Tuatagaloa	2	0	2	0	0-0	0	0	0
Hillary	1	0	1	0	0-0	0	0	0
Jennings	1	0	1	0	0-0	0	0	0
Kattus	1	0	1	0	0-0	0	0	0
Romer	1	0	1	0	0-0	0	0	0
Zander	1	0	1	0	0-0	0	0	0
Garrett	0	1	1	0	0-0	0	0	0

MISCELLANEOUS DEFENSE*					
Player	ST	AT	TT	FF	FR-Yds
Brown	2	0	2	0	0-0
Holman	2	0	2	0	0-0
Montoya	2	0	2	0	0-0
Wilhelm	2	0	2	0	0-0
Blados	1	0	1	0	0-0
Brooks	1	0	1	0	0-0
Hillary	1	0	1	0	0-0
Johnson	1	0	1	0	0-0
Taylor	1	0	1	0	0-0

MISCELLANEOUS DEFENSE*					
Player	ST	AT	TT	FF	FR-Yds
Brown	2	0	2	0	0-0
Holman	2	0	2	0	0-0
Montoya	2	0	2	0	0-0
Wilhelm	2	0	2	0	0-0
Blados	1	0	1	0	0-0
Brooks	1	0	1	0	0-0
Hillary	1	0	1	0	0-0
Johnson	1	0	1	0	0-0
Taylor	1	0	1	0	0-0

*Press box statistics

2009 FINAL STATISTICS (9-7-0)

Head Coach: Sam Wyche				
Date	W/L	Score	Opponent	Att
Sep. 9	W	25-20	N.Y. Jets	56,467
Sep. 16	W	21-16	at San Diego	48,098
Sep. 23	W	41-7	New England	56,470
Oct. 1	L	16-31	at Seattle	60,135
Oct. 7	W	34-31*	at L.A. Rams	62,619
Oct. 14	L	17-48	at Houston	53,501
Oct. 22	W	34-13	at Cleveland	78,567
Oct. 28	L	17-38	at Atlanta	53,214
Nov. 4	L	7-21	New Orleans	60,067
Nov. 18	W	27-3	Pittsburgh	60,064
Nov. 25	L	20-34	Indianapolis	60,051
Dec. 2	W	16-12	at Pittsburgh	58,200
Dec. 9	L	17-20*	San Francisco	60,084
Dec. 16	L	7-24	at L.A. Raiders	54,132
Dec. 23	W	40-20	Houston	60,044
Dec. 30	W	21-14	Cleveland	60,041

*Overtime

TEAM STATISTICS	Bengals	Opponents
TOTAL FIRST DOWNS	277	308
Rushing	107	116
Passing	151	180
Penalty	19	12
3rd Down: Made-Att.	79-196	93-213
3rd Down Pct.	40.3	43.7
4th Down: Made-Att.	12-19	2-12
4th Down Pct.	63.2	16.7
POSSESSION AVG.	29:21	30:39
TOTAL NET YARDS	5063	5605
Avg. Per Game	316.4	350.3
Total Plays	943	1010
Avg. Per Play	5.4	5.5
NET YARDS RUSHING	2120	2085
Avg. Per Game	132.5	130.3
Total Rushes	484	442
NET YARDS PASSING	2943	3520
Avg. Per Game	183.9	220.0
Sacked-Yards Lost	34-209	25-205
Gross Yards	3152	3725
Att.-Completion	425-237	543-300
Completion Pct.	55.8	55.2
Had Intercepted	23	15
PUNTS-AVG.	65-42.1	63-41.8
Net Punting Avg.	34.0	36.5
PENALTIES-YARDS	83-627	101-824
FUMBLES-BALL LOST	25-12	32-16
TOUCHDOWNS	44	41
Rushing	16	15
Passing	25	24
Returns	3	2

Score by Periods	1	2	3	4	OT	Tot
Bengals	79	110	78	90	3	360
Opponents	70	115	101	63	3	352

SCORING	Td	Ru	Rc	Rt	PAT	FG	S	TP
Breech	0	0	0	0	41-44	17-21	0	92
Brooks	9	5	4	0	—	—	0	54
Brown	9	0	0	—	—	—	0	54
Woods	6	6	0	0	—	—	0	36
Holman	5	0	5	0	—	—	0	30
Taylor	3	2	1	0	—	—	0	18
Ball	2	1	1	0	—	—	0	12
Green	2	1	1	0	—	—	0	12
Kattus	2	0	2	0	—	—	0	12
Francis	1	0	0	1	—	—	1	8
Barber	1	0	1	0	—	—	0	6
Bussey	1	0	0	1	—	—	0	6
Jennings	1	1	0	0	—	—	0	6
McGee	1	0	1	0	—	—	0	6
Price	1	0	0	1	—	—	0	6
Fulcher	0	0	0	0	—	—	1	2
Johnson	0	0	0	0	—	—	0	0
Bengals	44	16	25	3	41-44	17-22	2	360
Opponents	41	15	24	2	40-41	22-29	0	352

PASSING	Att	Cmp	Yds	Cmp %	Yds/Att	TD	TD %	Int	Int %	Lg	Sack-Lost	Rat
Esiason	402	224	3031	55.7	7.54	24	6.0	22	5.5	53	31-198	77.0
Wilhelm	19	12	117	63.2	6.16	0	0.0	0	0.0	19	1-2	80.4
Philcox	2	0	0	0.0	0.00	0	0.0	1	50.0	—	2-9	0.0
James	1	0	0	0.0	0.00	0	0.0	0	0.0	—	0-0	39.6
Johnson	1	1	4	100.0	4.00	1	100.0	0	0.0	4t	0-0	122.9
Bengals	425	237	3152	55.8	7.42	25	5.9	23	5.4	53	34-209	76.5
Opponents	543	300	3725	55.2	6.86	24	4.4	15	2.8	75	25-205	79.9

RUSHING	No	Yds	Avg	Lg	TD
Brooks	195	1004	5.1	56t	5
Green	83	353	4.3	39	1
Woods	64	268	4.2	32	6
Taylor	51	216	4.2	24	2
Esiason	49	157	3.2	21	0
Ball	22	72	3.3	15	1
Jennings	12	46	3.8	13	1
James	1	11	11.0	11	0
Wilhelm	6	6	1.0	4	0
Barber	1	-13	-13.0	-13	0
Bengals	484	2120	4.4	56t	16
Opponents	442	2085	4.7	88	15

RECEIVING	No	Yds	Avg	Lg	TD
Brown	44	706	16.0	50t	9
McGee	43	737	17.1	52	1
Holman	40	596	14.9	53	5
Brooks	26	269	10.3	35	4
Woods	20	162	8.1	22	0
Barber	14	196	14.0	28	1
Green	12	90	7.5	22	1
Kattus	11	145	13.2	31	2
Riggs	8	79	9.9	21	0
Smith	7	45	6.4	11	0
Jennings	4	23	5.8	13	0
James	3	36	12.0	16	0
Taylor	3	22	7.3	20	1
Ball	2	46	23.0	48t	1
Bengals	237	3152	13.3	53	25
Opponents	300	3725	12.4	75	24

INTERCEPTIONS	No	Yds	Avg	Lg	TD
Bussey	4	37	9.3	18	0
Fulcher	4	20	5.0	18	0
Billups	3	39	13.0	29	0
White	1	21	21.0	21	0
Francis	1	17	17.0	17t	1
Zander	1	12	12.0	12	0
Price	1	0	0.0	0	0
Bengals	15	146	9.7	29	1
Opponents	23	233	10.1	30t	1

PUNTING	No	Yds	Avg	Net	TB	In20	Lg	B
Johnson	64	2705	42.3	34.3	8	12	70	0
Breech	1	34	34.0	14.0	1	0	34	0
Bengals	65	2739	42.1	34.0	9	12	70	0
Opponents	63	2634	41.8	36.5	4	19	65	0

PUNT RETURNS	Ret	FC	Yds	Avg	Lg	TD
Price	29	14	251	8.7	66t	1
Smith	1	0	4	4.0	4	0
Bengals	30	14	255	8.5	66t	1
Opponents	36	11	352	9.8	79t	1

KICKOFF RETURNS	No	Yds	Avg	Lg	TD
Jennings	29	584	20.1	33	0
Ball	16	366	22.9	38	0
Price	10	191	19.1	33	0
James	1	43	43.0	43	0
Smith	2	35	17.5	20	0
Taylor	1	16	16.0	16	0
Barber	1	14	14.0	14	0
Kattus	1	10	10.0	10	0
Riggs	1	7	7.0	7	0
Bengals	62	1266	20.4	43	0
Opponents	43	945	22.0	40	0

FIELD GOALS	1-19	20-29	30-39	40-49	50+
Breech	0-0	6-6	5-6	6-9	0-0
Johnson	0-0	0-0	0-0	0-0	0-1
Bengals	0-0	6-6	5-6	6-9	0-1
Opponents	1-1	11-11	7-7	2-7	1-3

FIELD GOAL ATTEMPTS BY GAME:
Breech: (43G, 42N, 44G, 37G) (-) (46G, 23G) (34G, 26G, 43G) (40G, 44G) (29G) (20G, 21G) (35G) (43N) (21G, 31G) (-) (34N, 46N) (38G) (-) (-) (-). **Johnson:** (-) (-) (-) (-) (52N) (-) (-) (-) (-) (-) (-) (-) (-) (-).

(continued)

USUAL STARTERS

OFFENSE	DEFENSE
WR Tim McGee	LE Skip McClendon
LT Anthony Muñoz	NT Tim Krumrie
LG Bruce Reimers	RE David Grant,
C Bruce Kozerski	Jason Buck
RG Ken Moyer	LOLB Leon White
RT Joe Walter	LILB Carl Zander
TE Rodney Holman	RILB Kevin Walker
WR Eddie Brown	ROLB James Francis
QB Boomer Esiason	LCB Lewis Billups
HB James Brooks	RCB Carl Carter
FB Harold Green,	SS David Fulcher
Iskey Woods	FS Solomon Wilcotts

FIELD GOAL ATTEMPTS BY GAME-cont'd:
Opponents: (33G, 26G) (19G, 44N) (-) (51G) (40G) (22G, 23G) (21G, 41N, 30G) (27G, 52N) (48N) (31G) (51N, 22G, 26G) (32G, 36G, 29G, 48G) (23G, 23G) (39G) (29G, 36G, 42N) (48N).

DEFENSE*	ST	AT	TT	FF	FR-Yds
Francis	62	14	76	8-65	6 2 0-0
Walker	61	14	75	1-6	0 0 0-0
Fulcher	53	22	75	1-12	10 3 0-0
Krumrie	45	23	68	2-17	1 1 1-0
Bussey	48	9	57	2-17	10 0 1-70
Billups	43	8	51	0-0	13 2 2-4
Jones	39	8	47	0-0	12 0 1-1
Carter	38	9	47	0-0	11 0 2-0
Zander	37	10	47	0-0	1 1 2-40
Grant	36	8	44	1-14	4 0 1-0
Wilcotts	33	8	41	0-0	2 2 1-3
Dixon	28	6	34	0-0	6 3 0-0
White	28	6	34	1-4	4 0 0-0
McClendon	25	3	28	2-17	2 0 0-0
Tuatagaloa	17	7	24	4.5-32.5	1 2 2-0
Hammerstein	13	6	19	2-15	0 0 0-0
Price	13	2	15	0-0	5 0 0-0
Barker	10	2	12	0-0	1 0 1-0
Thomas	11	0	11	0-0	2 0 0-0
Buck	7	4	11	0.5-5.5	1 0 0-0
Clark	6	4	10	0-0	0 1 0-0
Ogletree	0	1	1	0-0	0 0 0-0

SPECIAL TEAMS*	ST	AT	TT	FF	FR-Yds
Barker	6	2	8	1	0-0 0 0 0
Price	6	1	7	0	1-0 0 0 0
Walker	4	2	6	0	0-0 0 0 0
Francis	5	0	5	0	0-0 0 0 0
Jones	5	0	5	0	0-0 0 0 0
Ball	4	1	5	0	0-0 0 0 0
James	4	0	4	0	0-0 0 0 0
Tuatagaloa	4	0	4	0	0-0 0 0 0
Brady	3	1	4	0	1-0 0 0 0
Bussey	2	2	4	0	0-0 0 0 0
Ogletree	3	0	3	0	0-0 0 0 0
Carter	2	0	2	0	0-0 0 0 0
Dixon	2	0	2	0	0-0 0 0 0
White	2	0	2	0	0-0 0 0 0
Wilcotts	2	0	2	0	0-0 0 0 0
Zander	2	0	2	0	0-0 0 0 0
Jennings	1	1	2	0	0-0 0 0 0
Barber	1	0	1	0	0-0 0 0 0
Johnson	1	0	1	0	0-0 0 0 0
Smith	1	0	1	0	0-0 0 0 0
Clark	0	1	1	0	0-0 0 0 0
Taylor	0	1	1	0	0-0 0 0 0

MISCELLANEOUS DEFENSE*						
Player	ST	AT	TT	FF	FR-Yds	
Brown	4	0	4	0	0-0	
Green	4	0	4	0	0-0	
Brooks	2	0	2	0	0-0	
Kattus	2	0	2	0	0-0	
McGee	2	0	2	0	0-0	
Moyer	2	0	2	0	0-0	
Riggs	2	0	2	0	0-0	
Woods	2	0	2	0	0-0	
Ball	1	0	1	0	0-0	
Barber	1	0	1	0	0-0	
Esiason	1	0	1	0	0-0	
James	1	0	1	0	0-0	
Jetton	1	0	1	0	0-0	
Muñoz	1	0	1	0	0-0	
Smith	1	0	1	0	0-0	
Walter	1	0	1	0	0-0	

1990 SEASON PLAYOFF STATISTICS (1-1)

Date	W/L	Score	Opponent	Att
Jan. 6*	W	41-14	Houston	60,012
Jan. 13+	L	10-20	at L.A. Raiders	92,045

*AFC Wild Card Playoff
+AFC Divisional Playoff

TEAM STATISTICS	Bengals	Opponents
TOTAL FIRST DOWNS	36	33
Rushing	22	15
Passing	12	18
Penalty	2	0
3rd Down: Made-Att.	9-25	7-20
3rd Down Pct.	36.0	35.0
4th Down: Made-Att.	2-2	1-2
4th Down Pct.	100.0	50.0
POSSESSION AVG.	34:01	25:59
TOTAL NET YARDS	531	615
Avg. Per Game	265.5	307.5
Total Plays	117	103
Avg. Per Play	4.5	6.0
NET YARDS RUSHING	311	302
Avg. Per Game	155.5	151.0
Total Rushes	73	45
NET YARDS PASSING	220	313
Avg. Per Game	110.0	156.5
Sacked-Yards Lost	4-46	4-24
Gross Yards	266	337
Att.-Completions	40-23	54-27
Completion Pct.	57.5	50.0
Had Intercepted	0	2
PUNTS-AVG.	8-49.1	8-41.9
Net Punting Avg.	41.8	34.1
PENALTIES-YARDS	5-45	5-33
FUMBLES-BALLS LOST	2-0	2-1
TOUCHDOWNS	6	4
Rushing	3	0
Passing	3	4
Returns	0	0

Score by Periods	1	2	3	4	OT	Total
Bengals	10	13	14	14	—	51
Opponents	0	7	10	17	—	34

SCORING	TD	Ru	Rc	Rt	PAT	FG	S	TP
Breech	0	0	0	0	6-6	3-3	0	15
Ball	1	1	0	0	—	—	0	6
Esiason	1	1	0	0	—	—	0	6
Green	1	0	1	0	—	—	0	6
Jennings	1	0	1	0	—	—	0	6
Kattus	1	0	1	0	—	—	0	6
Woods	1	1	0	0	—	—	0	6
Bengals	6	3	3	0	6-6	3-3	0	51
Opponents	4	0	4	0	4-4	2-2	0	34

PASSING	Att	Cmp	Yds	%	Att	TD	%	Int	Lg	Sack-Lost	Rate
Esiason	35	22	254	62.9	7.26	3	8.6	0	0.0	46	113.3
Wilhelm	5	1	12	20.0	2.40	0	0.0	0	0.0	12	39.6
Bengals	40	23	266	57.5	6.65	3	7.5	0	0.0	46	102.7
Opponents	54	27	337	50.0	6.24	4	7.4	2	3.7	411	79.0

RUSHING	No	Yds	Avg	Lg	TD
Woods	17	84	4.9	18	1
Esiason	7	68	9.7	14	1
Green	11	55	5.0	12	0
Ball	12	47	3.9	14	1
Brooks	17	43	2.5	14	0
Jennings	6	16	2.7	10	0
Wilhelm	3	-2	-0.7	0	0
Bengals	73	311	4.3	18	3
Opponents	45	302	6.7	34	0

RECEIVING	No	Yds	Avg	Lg	TD
Holman	4	102	25.5	46	0
Brown	4	32	8.0	15	0
Jennings	3	23	7.7	12	1
McGee	3	23	7.7	19	0
Woods	3	18	6.0	9	0
Kattus	2	19	9.5	10	1
Green	2	15	7.5	13	1
Brooks	1	22	22.0	22	0
Barber	1	12	12.0	12	0
Bengals	23	266	11.6	46	3
Opponents	27	337	12.5	411	4

INTERCEPTIONS	No	Yds	Avg	Lg	TD
Fulcher	2	54	27.0	43	0
Bengals	2	54	27.0	43	0
Opponents	0	0	—	—	0

PUNTING	No	Yds	Avg	Net	TB	In20	Lg	B
Johnson	8	393	49.1	41.8	0	1	64	0
Bengals	8	393	49.1	41.8	0	1	64	0
Opponents	8	335	41.9	34.1	1	4	52	0

PUNT RETURNS	Ret	FC	Yds	Avg	Lg	TD
Price	3	0	42	14.0	34	0
Bengals	3	0	42	14.0	34	0
Opponents	4	2	59	14.8	19	0

KICKOFF RETURNS	No	Yds	Avg	Lg	TD
Jennings	4	86	21.5	30	0
Ball	2	42	21.0	28	0
Brown	1	12	12.0	12	0
Bengals	7	140	20.0	30	0
Opponents	7	132	18.9	37	0

FIELD GOALS	1-19	20-29	30-39	40-49	50+
Breech	0-0	2-2	1-1	0-0	0-0
Bengals	0-0	2-2	1-1	0-0	0-0
Opponents	0-0	1-1	0-0	1-1	0-0

FIELD GOAL ATTEMPTS BY GAME:
Breech: (27G, 30G) (27G).
Opponents: (-) (49G, 25G).

DEFENSE*	ST	AT	TT	Sks-Yds	PD	FF	FR-Yds
Bussey	12	0	12	0-0	0	0	0-0
Thomas	8	1	9	0-0	1	0	0-0
Grant	7	2	9	1-5	2	0	0-0
Fulcher	5	4	9	0-0	4	0	0-0
Francis	6	2	8	0-0	1	0	1-0
Krumrie	6	1	7	0-0	0	0	0-0
Walker	4	1	5	0-0	0	0	0-0
Zander	4	1	5	1-10	1	0	0-0
Billups	4	0	4	0-0	1	0	0-0
Jones	3	1	4	0-0	1	0	0-0
McClendon	3	1	4	0-0	0	0	0-0
White	3	0	3	0-0	0	0	0-0
Wilcots	1	1	2	0-0	1	0	0-0
Buck	1	0	1	1-3	0	0	0-0
Carter	1	0	1	0-0	0	0	0-0
(TEAM)	—	—	—	1-6	—	—	—

SPECIAL TEAMS*	ST	AT	TT	FF	FR-Yds	BP	BFG	BXP
Brady	3	0	3	0	0-0	0	0	0
Zander	1	1	2	0	0-0	0	0	0
Ball	1	0	1	0	0-0	0	0	0
Barker	1	0	1	0	0-0	0	0	0
Bussey	1	0	1	0	0-0	0	0	0
Carter	1	0	1	0	0-0	0	0	0
Price	1	0	1	0	0-0	0	0	0
Tuatagaloa	1	0	1	0	0-0	0	0	0
Walker	0	1	1	0	0-0	0	0	0

MISCELLANEOUS DEFENSE*
Player ST AT TT FF FR-Yds
(None)

*Press box statistics

1991 FINAL STATISTICS (3-13-0)

Head Coach: Sam Wyche				
Date	W/L	Score	Opponent	Att
Sept. 1	L	14-45	at Denver	72,855
Sept. 8	L	7-30	Houston	56,463
Sept. 15	L	13-14	at Cleveland	78,269
Sept. 22	L	27-34	Washington	52,038
Oct. 6	L	7-13	Seattle	60,010
Oct. 13	L	23-35	at Dallas	63,275
Oct. 21	L	16-35	at Buffalo	80,131
Oct. 27	L	3-35	at Houston	58,634
Nov. 3	W	23-21	Cleveland	55,077
Nov. 10	L	27-33*	Pittsburgh	55,503
Nov. 17	L	10-17	at Philadelphia	63,189
Nov. 24	L	14-38	L.A. Raiders	52,044
Dec. 1	W	27-24	N.Y. Giants	45,063
Dec. 9	L	13-37	at Miami	60,616
Dec. 15	L	10-17	at Pittsburgh	35,420
Dec. 22	W	29-7	New England	46,394

*Overtime

TEAM STATISTICS		Bengals	Opponents
TOTAL FIRST DOWNS		286	308
Rushing		96	100
Passing		162	191
Penalty		28	17
3rd Down: Made-Att.		78-212	86-194
3rd Down Pct.		36.8	44.3
4th Down: Made-Att.		9-20	4-8
4th Down Pct.		45.0	50.0
POSSESSION AVG.		29:14	30:46
TOTAL NET YARDS		4969	5652
Avg. Per Game		310.6	353.3
Total Plays		993	980
Avg. Per Play		5.0	5.8
NET YARDS RUSHING		1811	1662
Avg. Per Game		113.2	103.9
Total Rushes		449	454
NET YARDS PASSING		3158	3990
Avg. Per Game		197.4	249.4
Sacked-Yards Lost		33-255	21-129
Gross Yards		3413	4119
Att.-Completion Pct.		511-290	505-303
Had Intercepted		22	17
PUNTS-AVG.		65-43.5	57-42.0
Net Punting Avg.		34.3	36.4
PENALTIES-YARDS		107-845	94-808
FUMBLES-BALL LOST		30-20	23-14
TOUCHDOWNS		27	53
Rushing		11	20
Passing		14	26
Returns		2	7

Score by Periods	1	2	3	4	OT	Total
Bengals	57	71	64	71	0	253
Opponents	68	163	76	122	6	435

SCORING	TD	Ru	Rc	Rt	PAT	FG	S	TP
Breech	0	0	0	0	27-27	23-29	0	96
Brooks	4	2	2	0	—	0	24	24
McGee	4	0	4	0	—	0	24	24
Woods	4	0	4	0	—	0	24	24
Brown	2	0	2	0	—	0	12	12
Green	2	0	2	0	—	0	12	12
Holman	2	0	2	0	—	0	12	12
Taylor	2	0	2	0	—	0	12	12
Ball	1	0	1	0	—	0	6	6
Barber	1	0	1	0	—	0	6	6
Dingle	1	0	1	0	—	0	6	6
Fulcher	1	0	1	0	—	0	6	6
James	1	0	1	0	—	0	6	6
Price	1	0	1	0	—	0	6	6
Rembert	1	0	1	0	—	0	6	6
Johnson	0	0	0	0	0-0	1-3	0	3
Gordon	0	0	0	0	—	1	2	2
Bengals	27	11	14	2	27-27	24-32	1	263
Opponents	53	20	26	7	49-52	22-31	1	435

RUSHING	No	Yds	Avg	Lg	TD
Green	158	731	4.6	75†	2
Brooks	152	571	3.8	25	2
Taylor	33	153	4.6	34†	2
Woods	36	97	2.7	12	4
Dingle	21	91	4.3	21	0

(continued)

PASSING	Att	Cmp	Yds	Cmp %	Yds/Att	TD	Int	TD %	Int %	Lg	Sack-Lost	Ret.
Esiason	413	233	2883	56.4	6.98	13	16	3.9	5.3	53	25-190	72.5
Hollas	55	32	310	58.2	5.64	1	4	7.3	23.6	7-57	49.8	
Wilhelm	42	24	217	57.1	5.17	0	0	0	0	0	1-8	51.4
Johnson	1	1	3	100.0	3.00	0	0	0	0	0	0-0	79.2
Bengals	511	290	3413	56.8	6.68	14	27	22	4.3	53	33-255	68.4
Opponents	505	303	4119	60.0	8.16	26	5.1	17	3.4	74†	21-129	89.2

RUSHING-cont'd	No	Yds	Avg	Lg	TD
Esiason	24	66	2.8	16	0
Hollas	12	66	5.5	27	0
Ball	10	21	2.1	10	1
Wilhelm	1	9	9.0	9	0
Brown	1	8	8.0	8	0
Johnson	1	-2	-2.0	-2	0
Bengals	449	1811	4.0	75†	11
Opponents	454	1662	3.7	43	20

RECEIVING	No	Yds	Avg	Lg	TD
Brown	59	827	14.0	53	2
McGee	51	802	15.7	52†	4
Brooks	40	348	8.7	40	2
Holman	31	445	14.4	39	2
Barber	23	255	11.1	42†	1
Taylor	21	122	5.8	16	0
Green	16	136	8.5	18	0
Kattus	12	136	11.3	24	0
Rembert	9	117	13.0	23†	1
James	7	103	14.7	22	1
Woods	6	36	6.0	16	0
Dingle	5	23	4.6	12	1
Riggs	4	14	3.5	7	0
Garrett	3	32	10.7	13	0
Ball	3	17	5.7	9	0
Bengals	290	3413	11.8	53	14
Opponents	303	4119	13.6	74†	26

INTERCEPTIONS	No	Yds	Avg	Lg	TD
Fulcher	4	51	12.8	27†	1
Thomas	3	0	0.0	0	0
Dixon	2	62	31.0	47	0
Bussey	2	18	9.0	18	0
Barker	1	29	29.0	29	0
Mizer	1	8	8.0	8	0
Fain	1	1	1.0	1	0
Francis	1	0	0.0	0	0
Grant	1	0	0.0	0	0
Price	1	0	0.0	0	0
Bengals	17	169	9.9	47	1
Opponents	22	331	15.0	52†	3

PUNTING	No	Yds	Avg	Net	TB	In20	Lg	B
Johnson	64	2795	43.7	34.7	6	15	62	0
Breech	1	33	33.0	13.0	1	0	33	0
Bengals	65	2828	43.5	34.3	7	15	62	0
Opponents	57	2394	42.0	36.4	2	14	59	0

PUNT RETURNS	Ret	FC	Yds	Avg	Lg	TD
Price	14	6	203	14.5	78†	1
Barber	13	5	70	5.4	15	0
Garrett	1	0	7	7.0	7	0
James	1	0	0	0.0	0	0
Bengals	29	11	280	9.7	78†	1
Opponents	38	7	456	12.0	75†	2

KICKOFF RETURNS	No	Yds	Avg	Lg	TD
Ball	13	262	20.2	24	0
Garrett	13	214	16.5	24	0
Brooks	11	190	17.3	35	0
Dingle	7	176	25.1	63	0
James	8	143	17.9	26	0
Price	5	91	18.2	22	0
Green	4	66	16.5	20	0
King	3	34	11.3	17	0
Riggs	2	28	14.0	15	0
Holman	1	15	15.0	15	0
Barber	1	7	7.0	7	0
Thomas	1	-1	-1.0	-1	0
Bengals	69	1225	17.8	63	0
Opponents	38	741	19.5	34	0

FIELD GOALS	1-19	20-29	30-39	40-49	50+
Breech	0-0	9-10	8-10	5-6	1-3
Johnson	0-0	0-0	0-0	0-0	1-3
Bengals	0-0	9-10	8-10	5-6	2-6
Opponents	2-2	4-4	9-13	6-11	1-1

FIELD GOAL ATTEMPTS BY GAME:	
Breech: (-) (33N) (21G, 36G) (46G, 25G) (-) (45G, 24G, 26G) (32G, 42G) (50N, 20G) (23G, 38G, 38G) (29G, 47G) (38G) (-) (35G, 35G) (39N, 27G, 50G) (50N, 39G, 48N, 26N) (49G, 25G). Johnson: (-) (-) (-) (-) (-) (53G) (-) (-) (-) (-) (55N) (-) (52N) (-) (-).	

USUAL STARTERS

OFFENSE			DEFENSE		
WR	Tim McGee	LE	Alonzo Mitz		
LT	Anthony Muñoz	NT	Tim Krumrie		
LG	Bruce Reimers	RE	David Grant		
C	Bruce Kozerski	LOLB	James Francis		
RG	Paul Jetton	LILB	Leo Barker		
	Ken Moyer	RILB	Carl Zander		
RT	Joe Walter	ROLB	Alfred Williams		
TE	Rodney Holman	LCB	Wayne Haddix		
WR	Eddie Brown	RCB	Lewis Billups		
QB	Boomer Esiason	SS	David Fulcher		
RB	James Brooks	FS	Rickey Dixon		
RB	Harold Green		Barney Bussey		

FIELD GOAL ATTEMPTS BY GAME-cont'd:
Opponents: (30N, 42N, 19G) (19G, 21G, 37G) (30G, 42G, 38G, 45G) (40G, 26G) (45N, 36G, 31G) (-) (-) (33G, 45N) (47N, 34N) (44G, 46G, 37N) (42N, 37G) (29G) (37G) (50G, 22G, 36G) (47G, 39N) (-).

DEFENSE*	ST	AT	TT	Sks	Yds	PD	FF	FR
Fulcher	68	27	95	0-0	4	3-12		
Krumrie	56	12	68	4-26	1	1	1	0
Francis	50	18	68	3-21	7	0	1	0
Dixon	58	7	65	0-0	8	1	0	0
Thomas	51	5	56	0-0	18	0	1	0
Barker	44	11	55	0-0	1	0	0	0
Mitz	40	8	48	0-0	2	0	1	0
Zander	37	10	47	0-0	1	2	1	0
Williams	36	4	40	3-16	3	1	2-24	
Bussey	31	8	39	0-0	3	0	1	0
Grant	33	4	37	2-14	1	0	0	0
Billups	32	3	35	1-9	6	0	1-7	
Price	16	1	17	0-0	4	0	1	0
Walker	15	2	17	1-5	0	0	0	0
Tuatagaloa	14	1	15	2-8	1	1	0	0
Rogers	10	4	14	0-0	1	0	0	0
Haddix	12	1	13	0-0	7	0	0	0
Fain	8	2	10	0-0	3	0	0	0
White	8	2	10	0-0	3	0	0	0
R. Jones	9	0	9	0-0	3	0	0	0
Gordon	6	2	8	2-8	0	0	0	0
Clark	5	3	8	0-0	0	0	0	0
McClendon	5	1	6	0-0	0	0	0	0
Vinson	4	2	6	0-0	2	0	0	0
Bennett	3	0	3	0-0	1	0	0	0
Stubbs	3	0	3	3-22	0	1	0	0
King	2	1	3	0-0	0	0	0	0
Brady	0	1	1	0-0	0	0	0	0
Saddler	0	1	1	0-0	0	0	0	0

SPECIAL TEAMS*				FR	BP	BFG	BXP	
Player	ST	AT	TT	FF	FR	BP	BFG	BXP
Brady	11	1	12	0	0-0	0	0	0
Gordon	5	3	8	0	1-0	0	0	0
Barker	6	0	6	0	0-0	0	0	0
White	6	0	6	0	0-0	0	0	0
Clark	5	0	5	0	0-0	0	0	0
Rembert	4	1	5	0	0-0	0	0	0
Vinson	4	0	4	0	0-0	0	0	0
James	3	1	4	0	0-0	0	0	0
Barber	3	0	3	0	0-0	0	0	0
Fain	3	0	3	0	0-0	0	0	0
Price	3	0	3	0	0-0	0	0	0
Bussey	2	0	2	0	0-0	0	0	0
Dixon	2	0	2	0	0-0	0	0	0
King	2	0	2	0	0-0	0	0	0
Ball	1	0	1	0	0-0	0	0	0
Billups	1	0	1	0	0-0	0	0	0
Haddix	1	0	1	0	0-0	0	0	0
Hollas	1	0	1	0	0-0	0	0	0
R. Jones	1	0	1	0	0-0	0	0	0
T. Tagalaia	1	0	1	0	0-0	0	0	0
Walker	1	0	1	0	0-0	0	0	0
Zander	1	0	1	0	0-0	0	0	0
Dingle	0	1	1	0	0-0	0	0	0
Thomas	0	0	0	0	0-0	0	3	0
Saddler	0	0	0	0	0-0	0	0	0

1992 FINAL STATISTICS (5-11-0)

Head Coach: Dave Shula

Date	W/L	Score	Opponent	Att.
Sep. 6	W	21-3	at Seattle	57,350
Sep. 13	W	24-21*	L.A. Raiders	54,240
Sep. 20	L	23-24	at Green Bay	57,272
Sep. 27	L	7-42	Minnesota	53,847
Oct. 11	L	24-38	Houston	54,254
Oct. 19	L	0-20	at Pittsburgh	55,411
Oct. 25	L	10-26	at Houston	58,701
Nov. 1	W	30-10	Cleveland	54,765
Nov. 8	W	31-28*	at Chicago	56,120
Nov. 15	L	14-17	at N.Y. Jets	60,196
Nov. 22	L	13-19	Detroit	48,574
Nov. 29	L	9-21	Pittsburgh	54,253
Dec. 6	L	21-37	at Cleveland	68,368
Dec. 13	L	10-27	at San Diego	50,579
Dec. 20	W	20-10	New England	45,355
Dec. 27	L	17-21	Indianapolis	47,837

*Overtime

TEAM STATISTICS

TOTAL FIRST DOWNS	248	319
Rushing	112	126
Passing	114	168
Penalty	22	25
3rd Down: Made-Att.	66-205	99-216
3rd Down Pct.	32.2	45.8
4th Down: Made-Att.	14-25	10-18
4th Down Pct.	56.0	55.6
POSSESSION AVG.	27.05	32.55
TOTAL NET YARDS	3919	5333
Avg. Per Game	244.9	333.3
Total Plays	934	1024
Avg. Per Play	4.2	5.2
NET YARDS RUSHING	1976	2007
Avg. Per Game	123.5	125.4
Total Rushes	454	490
NET YARDS PASSING	1943	3326
Avg. Per Game	121.4	207.9
Sacked-Yards Lost	45-341	45-294
Gross Yards	2284	3620
Att.-Completions	435-227	489-288
Completion Pct.	52.2	58.9
Had Intercepted	17	16
PUNTS-AVG.	76-42.1	57-41.8
Net Punting Avg.	35.9	35.1
PENALTIES-YARDS	98-75	95-79
FUMBLES-BALL LOST	32-10	36-17
TOUCHDOWNS	31	44
Rushing	11	15
Passing	16	24
Returns	4	5

Score by Periods 1

Bengals	48	84	55	81	6	274
Opponents	81	98	91	94	0	364

SCORING TD-BU-

Breach	0	0	0	0	31-31	19-27	0	88
Fenner	8	7	1	0	—	—	0	48
Ball	4	2	2	0	—	—	0	24
McGee	3	0	3	0	—	—	0	18
Query	3	0	3	0	—	—	0	18
Green	2	2	0	0	—	—	0	12
Holman	2	0	2	0	—	—	0	12
Pickens	2	0	1	1	—	—	0	12
Thompson	2	0	2	0	—	—	0	12
Bentley	1	0	0	1	—	—	0	6
Brennan	1	0	1	0	—	—	0	6
Francis	1	0	0	1	—	—	0	6
Stegall	1	0	1	0	—	—	0	6
Vinson	1	0	0	1	—	—	0	6
Johnson	0	0	0	0	—	0-1	0	0
Bengals	31	11	16	4	31-31	19-28	0	274

Opponents 44 15

PASSING	Att	Cmp	Yds	Cmp %	Yds/A
Esiason	278	144	1407	51.8	5.1
Klingler	98	47	530	48.0	5.4
Hollas	58	35	335	60.3	5.3
Breech	1	1	12	100.0	12.0
Bengals	435	227	2284	52.2	5.0
Opponents	489	288	3620	58.9	7.4

RUSHING	No	Yds	Avg	Lg	TD
Green	265	1170	4.4	53	2
Fenner	112	500	4.5	35t	7
Hollas	20	109	5.5	24	0
Esiason	21	66	3.1	15	0
Ball	16	55	3.4	17	2
Klingler	11	53	4.8	12	0
Miles	8	22	2.8	9	0
Query	1	1	1.0	1	0
Bengals	454	1976	4.4	53	15
Opponents	490	2007	4.1	36t	11

RECEIVING N

Green	41	214	5.2	19	0
McGee	35	408	11.7	36	3
Pickens	26	328	12.5	38	1
Holman	26	266	10.2	26	0
Rembert	19	219	11.5	27	2
Thompson	19	194	10.2	32	2
Query	16	265	16.6	83	3
Brennan	16	166	10.4	21	1
Riggs	11	70	6.4	17	0
Fenner	7	41	5.9	15	1
Ball	6	66	11.0	35	2
Stegall	3	35	11.7	13	1
Thomason	2	14	7.0	10	0
Bengals	227	2284	10.1	831	16
Opponents	288	2820	12.6	47	24

INTERCEPTIONS

D. Williams	4	65	16.3	30	0
Francis	3	108	36.0	66†	1
Fulcher	3	0	0.0	0	0
Jones	2	14	7.0	14	0
Wheeler	1	12	12.0	12	0
Bussey	1	3	3.0	3	0
Mitz	1	3	3.0	3	0
McDonald	1	0	0.0	0	0
Bengals	16	205	12.8	66†	1
Opponents	17	127	7.5	36	0

PUNTING No

Johnson	76	3196	42.1	35.9	9	15	64	0
Bengals	76	3196	42.1	35.9	9	15	64	0
Opponents	57	2384	41.8	35.1	5	16	70	1

PUNT RETURNS	Ret	FC	Yds	Avg	Lg	TD
Pickens	18	9	229	12.7	95t	1
Price	6	2	56	9.3	25	0
Bengals	24	11	285	11.9	95t	1
Opponents	32	14	284	8.9	58t	1

KICKOFF RETURNS

Stegall	25	430	17.2	39	0
Ball	20	411	20.6	48	0
Miles	8	128	16.0	27	0
Fenner	2	38	19.0	19	0
Price	2	20	10.0	13	0
Bussey	1	18	18.0	18	0
Query	1	13	13.0	13	0
Bengals	59	1058	17.9	48	0
Opponents	46	1079	23.5	100	2

FIELD GOALS 1-

Breecb	0-0	8-8	7-7	4-11	0-1
Johnson	0-0	0-0	0-0	0-0	0-1
Bengals	0-0	8-8	7-7	4-11	0-2
Opponents	0-0	9-11	6-8	3-8	0-3

FIELD COAL ATT

FIELD GOAL ATTEMPTS BY GAME:
Breech: (47N, 48 N) (34G) (20G, 34G, 41G) (-)
 (29G, 43N) (47N) (24G) (26G, 21G, 32G) (36G)
 (44N) (40G, 20G, 50N) (33G, 42G, 38G) (-) (48G)
 (47N, 42N, 21G, 39G) (25G). **Johnson:** (-) (59B) (-)
 (-) (-) (-) (-) (-) (-) (-) (-) (-) (-) (-).

(continued)

USUAL STARTERS

OFFENSE

WR	Tim McGee	LE	Lamar Rogers
LT	Anthony Muñoz,	NT	Tim Krumrie
	Kevin Sargent	RE	Alonzo Mitz
LG	Bruce Kozerski	LOLB	James Francis
C	Mike Arthur	LILB	Ricardo McDonald
RG	Jon Melander	RILB	Gary Reasons
RT	Joe Walter	ROLB	Daniel Stubbs
TE	Rodney Holman	LCB	Rod Jones
WR	Carl Pickens	RCB	Eric Thomas
QB	Boomer Esiason	SS	David Fulcher
HB	Harold Green	FS	Darryl Williams
FB	Eric Ball		

DEFENSE

WR	Tim McGee	LE	Lamar Rogers
LT	Anthony Muñoz,	NT	Tim Krumrie
	Kevin Sargent	RE	Alonzo Mitz
LG	Bruce Kozerski	LOLB	James Francis
C	Mike Arthur	LILB	Ricardo McDonald
RG	Jon Melander	RILB	Gary Reasons
RT	Joe Walter	ROLB	Daniel Stubbs
TE	Rodney Holman	LCB	Rod Jones
WR	Carl Pickens	RCB	Eric Thomas
QB	Boomer Esiason	SS	David Fulcher
HB	Harold Green	FS	Darryl Williams
FB	Eric Ball		

FIELD GOAL ATTEMPTS BY GAME-cont'd:

Opponents: (40G) (52N, 27B, 59N) (32N, 37G, 47N) (-) (39G) (21G, 45N, 27G) (27G, 47N) (39G) (47N, 52N) (27N, 42G, 36N) (35G, 27G, 20G, 29G) (49N) (34G, 30G, 27G) (21G, 48G) (27G) (-).

DEFENSE*

Player	ST	AT	TT	Yds	PD	FF	Yds
Krumrie	71	26	97	4-21	2	0	0-0
McDonald	71	23	94	0-0	4	0	1-4
D. Williams	70	8	78	2-16	13	2	0-10
Fulcher	56	16	72	1-10	9	0	0-0
Jones	54	9	63	0-0	17	0	1-0
A. Williams	39	5	44	10-70	4	3	0-0
Rogers	33	10	43	4-28.5	0	2	0-0
Thomas	40	2	42	0-0	11	1	0-0
Dixon	37	5	42	0-0	6	0	0-0
Francis	33	6	39	6-28	11	3	2-3
Reasons	32	6	38	0-0	0	1	0-0
Mitz	19	16	35	3-23.5	1	1	2-0
Bussey	24	8	32	0-0	4	0	0-0
Stubbs	24	8	32	9-64	0	1	1-0
Walker	16	12	28	0-0	0	0	0-0
Vinson	18	4	22	1-15	0	2	1-22
Wheeler	17	4	21	0-0	3	0	0-0
Frier	13	2	15	0-0	0	0	0-0
Bennett	14	0	14	0-0	3	0	0-0
Gordon	13	1	14	1-7	1	1	1-0
Shaw	12	2	14	0-0	1	0	0-0
Ridgle	7	0	7	3-9	0	0	0-0
Kirk	6	1	7	0-0	1	0	1-7
Bentley	4	1	5	0-0	0	0	1-75
Price	4	0	4	0-0	0	0	0-0
Nix	1	0	1	1-2	0	0	0-0

SPECIAL TEAMS*

Player	ST	AT	TT	FF	Yds	BPG	BXP
Kirk	12	1	13	1	0-0	0	0
Shaw	5	2	7	0	0-0	0	0
Thompson	5	2	7	0	0-0	0	0
Stegall	5	1	6	0	0-0	0	0
Dixon	4	2	6	0	0-0	0	0
Wheeler	4	2	6	0	0-0	0	0
Bennett	5	0	5	0	1-0	0	0
D. Williams	3	2	5	0	0-0	0	0
Vinson	3	1	4	0	0-0	0	0
Ball	3	0	3	0	2-0	1	0
McDonald	3	0	3	0	0-0	0	0
Gordon	2	1	3	0	0-0	0	0
Miles	2	0	2	0	0-0	0	0
Francis	1	0	1	0	0-0	0	0
Fulcher	1	0	1	0	0-0	0	0
Johnson	1	0	1	0	0-0	0	0
Miltz	1	0	1	0	0-0	0	0
Nix	1	0	1	0	0-0	0	0
Reasons	1	0	1	0	0-0	0	0
Robinson	1	0	1	0	0-0	0	0
Thomson	1	0	1	0	0-0	0	0
Walker	1	0	1	0	0-0	0	0
Thomas	0	0	0	0	0-0	1	0

MISCELLANEOUS DEFENSE*

Player	ST	AT	TT	FF	FR-Yds
Green	3	0	3	0	0-0
Pickens	3	0	3	0	0-0
Holman	2	0	2	0	0-0
Esiason	1	0	1	0	0-0
Kozerski	1	0	1	0	0-0
McGee	1	0	1	0	0-0
Querry	1	0	1	0	0-0

*Press box statistics

1993 FINAL STATISTICS (3-13-0)

Head Coach: Dave Shula

Date	W/L	Score	Opponent	Att
Sept. 5	L	14-27	at Cleveland	75,508
Sept. 12	L	6-9	Indianapolis	50,299
Sept. 19	L	7-34	at Pittsburgh	53,682
Sept. 26	L	10-19	Seattle	46,880
Oct. 10	L	15-17	at Kansas City	75,394
Oct. 17	L	17-28	Cleveland	55,647
Oct. 24	L	12-28	at Houston	50,039
Nov. 7	L	16-24	Pittsburgh	51,202
Nov. 14	L	3-38	Houston	42,347
Nov. 21	L	12-17	at N.Y. Jets	64,264
Nov. 28	W	16-10	L.A. Raiders	43,272
Dec. 5	L	8-21	at San Francisco	60,039
Dec. 12	L	2-7	at New England	29,794
Dec. 19	W	15-3	L.A. Rams	36,612
Dec. 26	W	21-17	Atlanta	27,014
Jan. 2	L	13-20	at New Orleans	58,036

TEAM STATISTICS	Bengals	Opponents
TOTAL FIRST DOWNS	239	306
Rushing	89	134
Passing	133	159
Penalty	17	13
3rd Down: Made-Att.	80-232	85-212
3rd Down Pct.	34.5	40.1
4th Down: Made-Att.	10-26	7-11
4th Down Pct.	38.5	63.6
POSSESSION AVG.	28:58	31:02
TOTAL NET YARDS	4052	5018
Avg. Per Game	253.3	313.6
Total Plays	986	1000
Avg. Per Play	4.1	5.0
NET YARDS RUSHING	1511	2220
Avg. Per Game	94.4	138.8
Total Rushes	423	521
NET YARDS PASSING	2541	2798
Avg. Per Game	158.8	174.9
Sacked-Yards Lost	53-289	22-154
Gross Yards	2830	2952
Att.-Completions	510-272	457-251
Completion Pct.	53.3	54.9
Had Intercepted	11	12
PUNTS-AVG.	90-43.9	74-42.2
Net Punting Avg.	36.6	36.2
PENALTIES-YARDS	105-773	73-567
FUMBLES-BALL LOST	24-9	22-14
TOUCHDOWNS	16	37
Rushing	3	15
Passing	11	20
Returns	2	2

Score by Periods	1	2	3	4	OT	Tot	TD
Bengals	41	74	18	54	—	187	
Opponents	42	119	63	95	—	319	

SCORING	TD	Ru	Rc	RT	PAT	FG	S	TP
Pelfrey	0	0	0	0	13-16	24-31	0	85
Pickens	6	0	0	0	—	—	0	36
Query	4	0	0	0	—	—	0	24
Ball	1	1	0	0	—	—	0	6
Brim	1	0	0	1	—	—	0	6
Fenner	1	1	0	0	—	—	0	6
Miles	1	1	0	0	—	—	0	6
Thompson	1	0	1	0	—	—	0	6
D. Williams	1	0	0	1	—	—	0	6
A. Williams	0	0	0	0	—	—	1	2
(TEAM)	0	0	0	0	—	—	2	4
Bengals	16	3	11	2	13-16	24-31	3	187
Opponents	37	15	20	2	37-37	20-28	0	319

RUSHING	No	Yds	Avg	Lg	TD
Green	215	589	2.7	25	0
Fenner	121	482	4.0	26	1
Klingler	41	282	6.9	29	0
Miles	22	56	2.5	15	1
Schroeder	10	41	4.1	20	0
Ball	8	37	4.6	18	1
Query	2	13	6.5	8	0
Robinson	1	6	6.0	6	0
Benjamin	3	5	1.7	2	0
Bengals	423	1511	3.6	29	3
Opponents	521	2220	4.3	38t	15

RECEIVING	No	Yds	Avg	Lg	TD
Query	56	654	11.7	51	4
Fenner	48	427	8.9	40	4
McGee	44	525	11.9	37	0
Pickens	43	565	13.1	36	6
Green	22	115	5.2	16	0
Thompson	17	87	5.1	10	1
Rembert	8	101	12.6	21	0
Robinson	8	72	9.0	14	0
Miles	6	89	14.8	27	0
Carroll	6	81	13.5	28	0
Frisch	6	43	7.2	12	0
Ball	4	39	9.8	24	0
Thomason	2	8	4.0	5	0
Benjamin	1	16	16.0	16	0
Stegall	1	8	8.0	8	0
Bengals	272	2830	10.4	51	11
Opponents	251	2952	11.8	71t	20

INTERCEPTIONS	No	Yds	Avg	Lg	TD
Brim	3	74	24.7	30	1
D. Williams	2	126	63.0	97	1
White	2	19	9.5	14	0
Francis	2	12	6.0	12	0
Grant	1	17	17.0	17	0
R. Jones	1	0	0.0	0	0
Tovar	1	0	0.0	0	0
Wheeler	0	*24	—	24	0
Bengals	12	272	22.7	97t	2
Opponents	11	49	4.5	30	0

*Lateral

PUNTING	No	Yds	Avg	Net	TB	In	20	Lg	B
L. Johnson	90	3954	43.9	36.6	12	24	60	0	0
Bengals	90	3954	43.9	36.6	12	24	60	0	0
Opponents	74	3123	42.2	36.2	6	20	72	1	1

PUNT RETURNS	Ret	FC	Yds	Avg	Lg	TD
Robinson	4	6	305	7.1	36	0
Pickens	4	2	16	4.0	9	0
Simmons	1	0	0	0.0	0	0
Bengals	48	8	321	6.7	36	0
Opponents	47	13	416	8.9	39	0

KICKOFF RETURNS	No	Yds	Avg	Lg	TD
Robinson	30	567	18.9	42	0
Ball	23	501	21.8	45	0
Benjamin	4	78	19.5	24	0
Miles	4	65	16.3	24	0
Shaw	0	0	0	—	0
Bengals	61	1211	19.9	45	0
Opponents	38	831	21.9	66	0

FIELD GOALS	1-19	20-29	30-39	40-49	50+
Pelfrey	0-0	8-8	6-10	8-10	2-3
Bengals	0-0	8-8	6-10	8-10	2-3
Opponents	0-0	3-5	11-13	5-8	1-2

FIELD GOAL ATTEMPTS BY GAME:

Pelfrey: (-) (35G, 23G, 35N) (44N) (34N, 38N, 23G) (23G, 24G, 42G, 47G, 34G) (49G) (53G, 50G) (32G) (46G) (28G) (45G, 33N, 34G, 44G) (48G, 39G) (-) (43G, 44N, 28G, 52N, 25G) (-) (22G, 31G).

(continued)

USUAL STARTERS

OFFENSE	DEFENSE
WR Jeff Query	LE John Copeland
LT Tom Scott	NT Tim Krumrie
LG Ken Moyer	RE George Hinkle
C Bruce Kozerski	LOLB James Francis
RG Tom Rayam	LILB Eric Shaw,
RT Joe Walter	Steve Tovar
TE Tony McGee	RILB Ricardo McDonald
WR Carl Pickens	ROLB Alfred Williams
QB David Klingler	LCB Mike Brim
HB Harold Green	RCB Rod Jones
FB Derrick Fenner	SS Lance Gunn
	FS Darryl Williams

FIELD GOAL ATTEMPTS BY GAME-cont'd:

Opponents: (28G, 34G) (53G, 31G, 39N, 42G) (33G, 34G) (32G, 35G, 23G, 35G) (37G) (-) (-) (23G) (39G) (42G) (41N, 44N, 31N, 48N, 34G) (-) (27N) (26N, 32G) (49G) (54N, 43G, 49G).

DEFENSE*	ST	AT	TT	Sks-Yds	PD	FF	FR-Yds
D. Williams	95	28	123	2-25	12	1	1-0
McDonald	87	15	102	1-5	2	1	0-0
Tovar	72	13	85	0-0	5	0	1-0
Krumrie	58	20	78	3-23	2	1	0-0
R. Jones	46	7	53	0-0	10	1	1-0
Brim	41	8	49	0-0	8	1	1-0
Shaw	38	11	49	0-0	1	0	1-0
Copeland	43	5	48	3-18	0	2	0-0
Francis	35	6	41	2-16	7	0	1-0
Vinson	27	5	32	0-0	2	1	3-0
Wheeler	22	7	29	0-0	1	0	0-0
A. Williams	22	7	29	4-28	3	1	0-0
Gunn	25	3	28	0-0	5	0	1-0
Gordon	23	3	26	0-0	2	0	0-0
Stubbs	20	4	24	5-31	0	0	1-0
Frier	17	4	21	1-0	1	0	0-0
Hinkle	10	6	16	1-8	1	0	0-0
Grant	11	0	11	0-0	1	0	0-0
Simmons	9	0	9	0-0	5	0	0-0
Parten	5	3	8	0-0	2	0	0-0
White	5	3	8	0-0	2	0	1-0
Nix	5	0	5	0-0	1	0	0-0
Kors	0	2	2	0-0	0	0	0-0
Carpenter	1	0	1	0-0	0	0	0-0
McGill	1	0	1	0-0	0	0	0-0

SPECIAL TEAMS*	ST	AT	TT	FF	FR-Yds	BP	BFG	BXP
Tovar	11	1	12	0	0	0	0	0
Kirk	5	4	9	0	0	0	0	0
Ball	7	1	8	0	0	0	0	0
Wheeler	6	1	7	1	1	0	0	0
Kors	5	1	6	0	0	0	0	0
Vinson	5	1	6	1	0	0	1	0
McDonald	5	0	5	0	0	0	0	0
Stegall	4	1	5	0	0	0	0	0
Smith	4	0	4	0	0	0	0	0
Carpenter	3	1	4	0	0	0	0	0
Gordon	3	1	4	0	0	0	0	0
Francis	3	0	3	0	0	0	0	0
Simmons	3	0	3	0	0	0	0	0
Miles	2	1	3	0	0	0	0	0
Shaw	2	1	3	0	0	0	0	0
Grant	2	0	2	0	0	0	0	0
L. Johnson	2	0	2	1	0	0	0	0
McGee	2	0	2	0	0	0	0	0
McGill	2	0	2	0	0	0	0	0
White	2	0	2	0	0	0	0	0
D. Williams	0	2	2	0	1	0	0	0
Carroll	1	0	1	0	0	0	0	0
Pickens	1	0	1	0	0	0	0	0
Rembert	1	0	1	0	0	0	0	0
R. Jones	0	1	1	0	0	0	0	0
Thompson	0	1	1	0	0	0	0	0

MISCELLANEOUS DEFENSE*

Player	ST	AT	TT	FF	FR-Yds
Kozerski	1	0	1	0	0-0
Robinson	1	0	1	0	0-0
Stegall	1	0	1	0	0-0
Thomason	1	0	1	0	0-0

*Press box statistics

1994 FINAL STATISTICS (3-13-0)

Head Coach: Dave Shula

Date	W/L	Score	Opponent	Att
Sept. 4	L	20-28	Cleveland	52,778
Sept. 11	L	10-27	at San Diego	53,217
Sept. 18	L	28-31	New England	46,640
Sept. 25	L	13-20	at Houston	44,253
Oct. 2	L	7-23	Miami	55,056
Oct. 16	L	10-14	at Pittsburgh	55,353
Oct. 23	L	13-37	at Cleveland	77,588
Oct. 30	L	20-27	Dallas	57,096
Nov. 6	W	20-17*	at Seattle	46,630
Nov. 13	W	34-31	Houston	54,908
Nov. 20	L	13-17	Indianapolis	55,566
Nov. 27	L	13-15	at Denver	69,714
Dec. 4	L	15-38	Pittsburgh	53,401
Dec. 11	L	20-27	at N.Y. Giants	67,530
Dec. 18	L	7-28	at Arizona	50,110
Dec. 24	W	33-30	Philadelphia	39,923

*Overtime

TEAM STATISTICS	Bengals	Opponents
TOTAL FIRST DOWNS	267	310
Rushing	84	126
Passing	158	168
Penalty	25	16
3rd Down: Made-Att.	66-213	92-231
3rd Down Pct.	31.0	39.8
4th Down: Made-Att.	12-22	4-8
4th Down Pct.	54.5	50.0
POSSESSION AVG.	27:11	32:49
TOTAL NET YARDS	4792	5154
Avg. Per Game	299.5	322.1
Total Plays	990	1053
Avg. Per Play	4.8	4.9
NET YARDS RUSHING	1556	1906
Avg. Per Game	97.3	119.1
Total Rushes	404	517
NET YARDS PASSING	3236	3248
Avg. Per Game	202.3	203.0
Sacked-Yards Lost	44-305	31-210
Good Yards	3541	3458
Att.-Completions	542-289	505-294
Completion Pct.	53.3	58.2
Had Intercepted	19	10
PUNTS-AVG.	80-43.3	87-40.6
Net Punting Yards	35.3	34.4
PENALTIES-YARDS	90-618	99-861
FUMBLES-BALL LOST	31-22	26-8
TOUCHDOWNS	27	45
Rushing	5	16
Passing	21	22
Returns	1	7

Score by Periods	1	2	3	4	OT	Tot
Bengals	58	66	53	96	3	276
Opponents	85	149	79	93	0	406

SCORING	Td-Ru-Rc-Rt	K-PAT	FG	S	TP
Pelfrey	0 0 0 0	24-25	28-33	0	108
Pickens	11 0 11 0	-	-	0	66
Scott	5 0 5 0	-	-	0	30
Broussard	2 2 0 0	-	-	0	14
Fenner	2 1 1 0	-	-	0	12
Green	2 1 1 0	-	-	0	12
Blake	1 1 0 0	-	-	0	8
Cothran	1 0 1 0	-	-	0	6
Ti. McGee	1 0 1 0	-	-	0	6
To. McGee	1 0 1 0	-	-	0	6
Sawyer	1 0 0 1	-	-	0	6
A. Williams	0 0 0 0	-	-	1	2
Bengals	27 5 21 1	24-25	28-33	1	276
Opponents	45 16 22 7	41-41	31-35	0	406

*Includes a two-point conversion.

Two-point conversions: Blake, Broussard.
Bengals 2-2; Opponents 1-4.

RUSHING	No	Yds	Avg	Lg	TD
Fenner	141	468	3.3	21	1
Broussard	94	403	4.3	37	2
Green	76	223	2.9	22	1
Blake	37	204	5.5	16	1
Scott	10	106	10.6	23	0
Cothran	26	85	3.3	13	0
Klingler	17	85	5.0	15	0
Ball	2	0	0.0	1	0
Ti. McGee	1	-18	-18.0	-18	0
Bengals	404	1556	3.9	37	5
Opponents	517	1906	3.7	40	16

RECEIVING	No	Yds	Avg	Lg	TD
Pickens	71	1127	15.9	70	11
Scott	46	866	18.8	76	5
To. McGee	40	492	12.3	54	1
Fenner	36	276	7.7	29	1
Broussard	34	218	6.4	25	0
Green	27	267	9.9	34	1
Ti. McGee	13	175	13.5	25	1
Sadowski	11	54	4.9	11	0
Query	5	44	8.8	14	0
Cothran	4	24	6.0	8	1
Ball	1	4	4.0	4	0
Klingler	1	-6	-6.0	-6	0
Bengals	289	3541	12.3	76	21
Opponents	294	3458	11.8	81	22

INTERCEPTIONS	No	Yds	Avg	Lg	TD
Oliver	3	36	12.0	19	0
Brim	2	72	36.0	49	0
D. Williams	2	45	22.5	33	0
Sawyer	2	0	0.0	0	0
Tovar	1	14	14.0	14	0
Bengals	10	167	16.7	49	0
Opponents	19	176	9.3	41	2

PUNTING	No	Yds	Avg	Net	TB	In20	Lg	B
L. Johnson	79	3461	43.8	35.3	9	19	64	1
Bengals	80	3461	43.3	35.3	9	19	64	1
Opponents	87	3528	40.6	34.4	8	30	60	1

PUNT RETURNS	Ret	FC	Yds	Avg	Lg	TD
Sawyer	26	16	307	11.8	82	1
Pickens	9	2	62	6.9	16	0
Rog. Jones	1	0	0	0.0	0	0
D. Williams	1	0	4	4.0	4	0
Bengals	37	18	373	10.1	82	1
Opponents	43	12	459	10.7	92	2

KICKOFF RETURNS	No	Yds	Avg	Lg	TD
Ball	42	915	21.8	43	0
Scott	15	342	22.8	34	0
Hardy	8	185	23.1	42	0
Broussard	7	115	16.4	24	0
Green	5	113	22.6	31	0
Hill	4	97	24.3	40	0
Stegall	1	16	16.0	16	0
Sawyer	1	14	14.0	14	0
Tovar	1	8	8.0	8	0
To. McGee	1	4	4.0	4	0
Shaw	1	1	1.0	1	0
Bengals	86	1810	21.0	43	0
Opponents	61	1408	23.1	94	2

FIELD GOALS	1-19	20-29	30-39	40-49	50+
Pelfrey	1-1	8-8	8-10	9-10	2-4
Bengals	1-1	8-8	8-10	9-10	2-4
Opponents	1-1	10-10	14-15	5-7	1-2

FIELD GOAL ATTEMPTS BY GAME:
Pelfrey: (38G, 49G) (19G) (-) (21G, 49G) (47N) (47G) (36G, 49G, 50N) (22G, 33G) (36G, 44G, 36G, 47G, 28G, 26G) (50G, 40G) (29G, 46G, 34N) (33G, 32G, 51N) (-) (33N, 38G, 23G, 1) (-) (28G, 36G, 22G, 54G).

(continued)

USUAL STARTERS

OFFENSE	DEFENSE
WR Carl Pickens	LE John Copeland
LT Kevin Sargent	LDT Keith Rucker
LG Dave Cadigan	RDT Dan Wilkinson
C Derrick Briz	RE Alfred Williams
RG Ken Moyer	LLB James Francis
RT Bruce Kozerski	MLB Steve Tovar
TE Tony McGee	RLB Ricardo McDonald
WR Darnay Scott	LCB Mike Brim
QB Jeff Blake	RCB Rod Jones
HB Harold Green	SS Louis Oliver
FB Derrick Fenner	FS Darryl Williams

FIELD GOAL ATTEMPTS BY GAME (cont'd):
Opponents: (19G, 22G) (37G, 20G) (43G, 24G, 28G, 35G) (45G, 24G) (28G, 27G, 32G) (-) (45G, 27G, 35G) (38N, 37G, 43G, 38G) (23G) (34G) (35G) (34G, 33G, 45N, 37G, 44N) (41G) (52G, 33G) (51N) (36G, 23G, 35G).

DEFENSE*	ST	AT	TT	Sks-Yds	PD	FF	FR-Yds
Tovar	95	27	122	3-23	3	3	2-0
D. Williams	87	15	102	1-7	8	2	2-0
Francis	88	13	101	4.5-35	6	3	0-0
Rod Jones	67	8	75	0-0	8	0	0-0
Oliver	53	10	63	1-1	10	1	0-0
Rucker	52	6	58	2-12	2	1	0-0
Brim	44	4	48	0-0	15	0	1-1
A. Williams	40	8	48	9.5-62	1	1	1-0
Krumrie	38	9	47	1-8	1	0	0-0
McDonald	30	15	45	1-3	0	1	0-0
Wilkinson	37	7	44	5.5-37	1	0	0-0
Copeland	36	5	41	1-6	1	1	0-0
Vinson	29	5	34	0-0	0	1	0-0
Sawyer	26	5	31	0-0	13	0	1-0
Parten	16	4	20	0-0	2	0	0-0
Stephens	9	4	13	0-0	1	0	0-0
Rog. Jones	5	2	7	1.5-16	0	0	0-0
Braxton	3	2	5	0-0	0	0	0-0
Wallerstedt	3	2	5	0-0	0	0	0-0
J. Johnson	3	1	4	0-0	0	0	0-0
Smith	2	0	2	0-0	0	0	0-0
von Oelhoffen	2	0	2	0-0	0	0	0-0
Shaw	1	1	2	0-0	0	0	0-0
Walker	1	1	2	0-0	1	0	0-0
Stallings	1	0	1	0-0	0	0	0-0

SPECIAL TEAMS*	ST	AT	TT	FF	FR-Yds	BP	BFG	BXP
Cothran	10	2	12	0	0	0	0	0
Hardy	10	2	12	0	1-0	0	0	0
Ball	9	3	12	0	0-0	0	0	0
Rog. Jones	11	0	11	0	0-0	0	0	0
Stephens	8	1	9	0	0-0	0	0	0
Wallerstedt	8	0	8	0	0-0	0	0	0
Truitt	4	2	6	0	0-0	0	0	0
Braxton	5	0	5	0	0-0	0	0	0
Tovar	5	0	5	0	0-0	0	0	0
Jefferson	4	1	5	0	0-0	0	0	0
Sawyer	4	0	4	0	0-0	0	0	0
Vinson	4	0	4	0	0-0	0	0	0
J. Johnson	3	0	3	0	0-0	0	0	0
D. Williams	3	0	3	0	0-0	0	0	0
McDonald	1	2	3	0	0-0	0	0	0
L. Johnson	2	0	2	0	0-0	0	0	0
Duckett	1	0	1	0	0-0	0	0	0
Parten	1	0	1	0	0-0	0	0	0
Sadowski	1	0	1	0	0-0	0	0	0
Walker	1	0	1	0	0-0	0	0	0
Frisch	0	1	1	0	0-0	0	0	0

MISCELLANEOUS DEFENSE*	Player	ST	AT	TT	FF	FR-Yds
Briz	3	0	3	0	0	0-0
To. McGee	3	0	3	0	0	0-0
Ball	1	0	1	0	0	0-0
Broussard	1	0	1	0	0	0-0
Dennis	1	0	1	0	0	0-0
Fenner	1	0	1	0	0	0-0
Ti. McGee	1	0	1	0	0	0-0
Pickens	1	0	1	0	0	0-0
Sargent	1	0	1	0	0	0-0
Scott	1	0	1	0	0	0-0

*Press box statistics

PASSING	Att	Cmp	Yds	Cmp %	Yds/ Att	TD	TD %	Int	Int %	Sack-Lost	Rat	
Blake	306	156	2154	51.0	7.04	14	4.6	9	2.9	76	19-120	76.9
Klingler	231	131	1327	56.7	5.74	6	2.6	9	3.9	56	24-165	65.7
Hollas	2	0	0	0.0	0.00	0	0.0	1	50.0	-	1-20	0.0
Broussard	1	0	0	0.0	0.00	0	0.0	0	0.0	-	0-0	39.6
L. Johnson	1	1	7	100.0	7.00	1	100.0	0	0.0	71	0-0	135.4
Scott	1	1	53	100.0	53.00	0	0.0	0	0.0	53	0-0	118.8
Bengals	542	289	3541	53.3	6.53	21	3.9	19	3.5	76	44-305	72.0
Opponents	505	294	3458	58.2	6.85	22	4.4	10	2.0	81	31-210	85.4

1995 FINAL STATISTICS (7-9-0)

Head Coach: Dave Shula

Date	W/L	Score	Opponent	Att
Sept. 3	W	24-21*	at Indianapolis	42,445
Sept. 10	W	24-17	Jacksonville	48,318
Sept. 17	L	21-24	at Seattle	39,492
Sept. 24	L	28-38	Houston	46,332
Oct. 1	L	23-26	Miami	52,671
Oct. 8	L	16-19	at Tampa Bay	41,732
Oct. 19	W	27-9	at Pittsburgh	56,684
Oct. 29	L	26-29*	Cleveland	58,639
Nov. 5	L	17-20	Oakland	51,265
Nov. 12	W	32-25	at Houston	32,998
Nov. 19	L	31-49	Pittsburgh	54,636
Nov. 26	W	17-13	at Jacksonville	68,249
Dec. 3	L	10-24	at Green Bay	60,318
Dec. 10	W	16-10	Chicago	38,642
Dec. 17	L	10-26	at Cleveland	55,875
Dec. 24	W	27-24	Minnesota	34,568

*Overtime

TEAM STATISTICS	Bengals	Opponents
TOTAL FIRST DOWNS	288	355
Rushing	76	117
Passing	184	215
Penalty	28	23
3rd Down: Made-Att.	72-205	107-243
3rd Down Pct.	35.1	44.0
4th Down: Made-Att.	10-19	8-15
4th Down Pct.	52.6	53.3
POSSESSION AVG.	26:57	33:03
TOTAL NET YARDS	5192	6349
Avg. Per Game	324.5	396.8
Total Plays	975	1127
Avg. Per Play	5.3	5.6
NET YARDS RUSHING	1439	2104
Avg. Per Game	89.9	131.5
Total Rushes	364	483
NET YARDS PASSING	3753	4245
Avg. Per Game	234.6	265.3
Sacked-Yards Lost	25-162	42-267
Gross Yards	3915	4512
Att.-Completions	586-334	602-364
Completion Pct.	57.0	60.5
Had Intercepted	18	12
PUNTS-AVG.	70-41.6	64-38.4
Net Punting Avg.	38.3	33.3
PENALTIES-YARDS	103-83.5	116-114.3
FUMBLES-BALL LOST	23-14	27-12
TOUCHDOWNS	37	37
Rushing	7	10
Passing	29	25
Returns	1	2

Score by Periods	1	2	3	4	OT	Total
Bengals	52	99	93	102	3	349
Opponents	70	131	56	114	3	374

SCORING	TD	Ru	Rc	Rt	K-PAT	FG	S	TP
Pelfrey	0	0	0	0	34-34	29-36	0	121
Pickens	17	0	17	0	—	—	0	102
Scott	5	0	5	0	—	—	0	30
McGee	4	0	4	0	—	—	0	24
Bieniemy	3	3	0	0	—	—	0	18
Green	3	2	1	0	—	—	0	18
Blake	2	2	0	0	—	—	0	14
Dunn	1	0	1	0	—	—	0	6
Rog. Jones	1	0	0	1	—	—	0	6
Tuten	1	0	1	0	—	—	0	6
Williams	0	0	0	0	—	—	1	2
(TEAM)	0	0	0	0	—	—	1	2
Bengals	37	7	29	1	34-34	29-36	0	349
Opponents	37	10	25	2	34-34	38-49	0	374

*Includes a two-point conversion.

Two-point conversions: Blake. Bengals 1-3; Opponents 2-3.

PASSING	Att	Cmp	Yds	Cmp %	Yds/Att	TD	Int	Lg	Sack-Lost	Rat
Blake	167	326	382	57.5	6.74	28	4.9	17	3.0	88†
Klingler	55	7	88	46.7	5.87	1	6.7	1	6.7	33
Bieniemy	2	0	0	0.0	0.00	0	0.0	0	0.0	—
Johnson	1	1	5	100.0	5.00	0	0.0	0	0.0	5
Dunn	1	0	0	0.0	0.00	0	0.0	0	0.0	—
Bengals	586	334	3915	57.0	6.68	29	4.9	18	3.1	88†
Opponents	602	364	4512	60.5	7.50	25	4.2	12	2.0	71†

RUSHING	No	Yds	Avg	Lg	TD
Green	171	661	3.9	23†	2
Bieniemy	98	381	3.9	27	3
Blake	53	309	5.8	30	2
Cotran	16	62	3.9	15	0
Joseph	16	40	2.5	8	0
Scott	5	11	2.2	9	0
Pickens	1	6	6.0	6	0
Burns	1	1	1.0	1	0
Hill	1	-3	-3.0	-3	0
Dunn	1	-13	-13.0	-13	0
Johnson	1	-16	-16.0	-16	0
Bengals	364	1439	4.0	30	7
Opponents	483	2104	4.4	38	10

RECEIVING	No	Yds	Avg	Lg	TD
Pickens	99	1234	12.5	68†	17
To. McGee	55	754	13.7	41	4
Bieniemy	52	821	15.8	88†	5
Scott	43	424	9.9	33	0
Green	27	182	6.7	24	1
Joseph	20	118	5.9	13	0
Dunn	17	209	12.3	37	1
Cotran	8	44	5.5	15	0
Sadowski	5	37	7.4	12	0
Hill	4	44	11.0	18	0
Ware	2	36	18.0	21	0
Tuten	2	12	6.0	9	1
Bengals	334	3915	11.7	88†	29
Opponents	364	4512	12.4	71†	25

INTERCEPTIONS	No	Yds	Avg	Lg	TD
Walker	4	56	14.0	23	0
Sawyer	2	61	30.5	61	0
A. Collins	2	3	1.5	3	0
Rod Jones	1	24	24.0	24	0
Rog. Jones	1	17	17.0	17	1
Tovar	1	13	13.0	13	0
Williams	1	1	1.0	1	0
Bengals	12	175	14.6	61	1
Opponents	18	307	17.1	74	2

PUNTING	No	Yds	Avg	Net	TB	In20	Lg	B
Johnson	68	2861	42.1	38.6	4	26	61	0
Pelfrey	2	52	26.0	26.0	0	0	27	0
Bengals	70	2913	41.6	38.3	4	26	61	0
Opponents	64	2455	38.4	33.3	11	22	64	1

PUNT RETURNS	Ret	FC	Yds	Avg	Lg	TD
Sawyer	9	8	58	6.4	21	0
Bieniemy	7	1	47	6.7	10	0
Pickens	5	2	-2	-0.4	4	0
Bailey	0	1	0	—	—	0
Query	0	1	0	—	—	0
Bengals	21	13	103	4.9	21	0
Opponents	27	20	154	5.7	19	0

KICKOFF RETURNS	No	Yds	Avg	Lg	TD
Dunn	50	1092	21.8	45	0
Hill	17	454	26.7	55	0
Bieniemy	8	168	21.0	34	0
Sawyer	2	50	25.0	28	0
Joseph	1	17	17.0	17	0
von Oelhoffen	1	10	10.0	10	0
A. Collins	1	-3	-3.0	-3	0
Bengals	80	1788	22.4	62	0
Opponents	65	1475	22.7	64	0

FIELD GOALS	1-19	20-29	30-39	40-49	50+
Pelfrey	0-0	8-9	10-11	10-14	1-2
Bengals	0-0	8-9	10-11	10-14	1-2
Opponents	1-1	13-14	14-17	8-13	2-4

FIELD GOAL ATTEMPTS BY GAME:

Pelfrey: (25G, 44G, 32G, 38G, 47G) (42G, 48N) (38N, 49N) (-) (28G, 45N) (34G, 45G, 44G) (31G, 23G) (37G, 63N, 41G) (45G, 28G, 48G) (33G, 49G, 27G) (27G) (31G) (28G) (28G, 37G, 39G, 42N) (30G, 22B) (44G, 51G).

(continued)

USUAL STARTERS

OFFENSE	DEFENSE
WR Carl Pickens	LE John Copeland
LT Kevin Sargent	LDT Dan Wilkinson
LG Scott Brumfield	RDT Keith Rucker
C Darrick Briz	RE Artie Smith
RG Bruce Kozerski,	LLB James Francis
Todd Kalis	MLB Steve Tovar
RT Joe Walter	RLB Ricardo McDonald
TE Tony McGee	LCB Roger Jones
WR Darnay Scott	RCB Corey Sawyer,
QB Jeff Blake	Rod Jones
HB Harold Green	SS Bracey Walker
FB Jeff Cotran	FS Darryl Williams

FIELD GOAL ATTEMPTS BY GAME-cont'd:

Opponents: (27G, 40G, 42N) (29G) (53N, 38G) (41G) (21G, 46G, 36G, 35G) (25G, 47N, 27G, 45N, 33G, 53G) (39N, 36N, 25G, 28G, 38G) (44G, 25G, 36G, 38G, 28G) (37G, 50N, 46G) (40G, 34G, 34G, 23G) (50G, 26G) (41N, 47B, 36G, 39G) (41G) (27G) (37G, 42G, 19G, 35G) (20G, 38N, 25N).

DEFENSE*	ST	AT	TT	Sks-Yds	PD	FF	FR-Yds
Tovar	77	22	99	1-1	5	2	0-0
Williams	78	20	98	1-9	10	0	3-0
Rog. Jones	75	11	86	2-8	11	2	0-0
Walker	60	25	85	0-0	13	1	2-9
Francis	55	10	65	3-27	6	1	0-0
McDonald	47	17	64	5-17	1	1	1-0
A. Collins	50	12	62	4-30	6	0	0-0
Copeland	53	8	61	9-61	4	2	0-0
Sawyer	49	4	53	2-22	17	2	0-0
Smith	38	6	44	2-4	0	2	0-0
Rucker	32	10	42	8-8	1	0	0-0
Wilkinson	30	10	40	8-48	1	1	0-0
Rod Jones	38	1	39	0-0	9	0	1-0
Wheeler	21	7	28	0-0	5	0	0-0
Wallerstedt	20	2	22	0-0	1	0	0-0
Shade	14	2	16	0-0	1	0	0-0
Stallings	14	2	16	1-18	0	1	1-0
Shelling	15	0	15	0-0	1	0	0-0
von Oelhoffen	7	1	8	0-0	1	0	0-0
Oglesby	3	1	4	1-3	0	0	0-0
Hardy	3	0	3	0-0	0	0	0-0
Kelly	3	0	3	1-11	1	0	1-0
Parten	1	2	3	0-0	0	0	0-0
Brim	2	0	2	0-0	0	0	0-0
Jefferson	1	0	1	0-0	0	0	0-0

SPECIAL TEAMS*	ST	AT	TT	FF	FR-Yds	BP	BFG	BXP
Williams	10	4	14	0	0	1	0	0
Hardy	9	1	10	0	0	0	0	0
Joseph	8	1	9	0	0	0	0	0
Rog. Jones	8	0	8	0	0	0	0	0
A. Collins	7	1	8	0	0	0	0	0
Jefferson	4	4	8	0	0	1	0	0
Dunn	6	1	7	0	0	0	0	0
Shelling	6	1	7	1	0	0	0	0
Wheeler	6	1	7	1	0	0	0	0
Bieniemy	5	1	6	0	0	1	0	0
Shade	4	1	5	0	0	0	0	0
Wallerstedt	4	0	4	0	0	0	0	0
Hill	3	0	3	0	0	0	0	0
Pelfrey	2	0	2	0	0	0	0	0
Truitt	1	1	2	0	0	0	0	0
Neal	1	0	1	0	0	0	0	0
Walker	1	0	1	0	0	0	0	0
Cotran	0	1	1	0	0	0	0	0
Copeland	0	0	0	0	0	0	0	1

MISCELLANEOUS DEFENSE*

Player	ST	AT	TT	FF	FR-Yds
Pickens	4	0	4	0	0-0
Scott	2	0	2	0	0-0
Blake	1	0	1	0	0-0
Dunn	1	0	1	0	0-0
Green	1	0	1	0	0-0
Hill	1	0	1	0	0-0
Joseph	1	0	1	0	0-0
Tuten	1	0	1	0	0-0
Walter	1	0	1	0	0-0

1996 FINAL STATISTICS (8-8-0)

Head Coaches: Dave Shula (1-6),
Bruce Coslet (7-2)

Date	W/L	Score	Opponent	Att
Sept. 1	L	16-26	at St. Louis	62,659
Sept. 8	L	14-27	at San Diego	55,880
Sept. 15	W	30-15	New Orleans	45,412
Sept. 29	L	10-14	Denver	51,798
Oct. 6	L	27-30*	Houston	44,680
Oct. 13	L	10-20	at Pittsburgh	58,875
Oct. 20	L	21-28	at San Francisco	63,218
Oct. 27	W	28-21	Jacksonville	45,890
Nov. 3	W	24-21	at Baltimore	60,743
Nov. 10	W	34-24	Pittsburgh	57,265
Nov. 17	L	17-31	at Buffalo	75,549
Nov. 24	W	41-31	Atlanta	44,868
Dec. 1	L	27-30	at Jacksonville	57,408
Dec. 8	W	21-14	Baltimore	43,022
Dec. 15	W	21-13	at Houston	15,131
Dec. 22	W	31-24	Indianapolis	49,389

*Overtime

TEAM STATISTICS	Bengals	Opponents
TOTAL FIRST DOWNS	332	317
Rushing	114	109
Passing	190	196
Penalty	28	12
3rd Down: Made-Att.	102-236	94-214
3rd Down Pct.	43.2	43.9
4th Down: Made-Att.	5-12	8-13
4th Down Pct.	41.7	61.5
POSSESSION AVG.	31:33	28:27
TOTAL NET YARDS	5225	5469
Avg. Per Game	326.6	341.8
Total Plays	1088	1047
Avg. Per Play	4.8	5.2
NET YARDS RUSHING	1793	1643
Avg. Per Game	112.1	102.7
Total Rushes	478	444
NET YARDS PASSING	3432	3826
Avg. Per Game	214.5	239.1
Sacked-Yards Lost	47-294	32-202
Good Yards	3726	4028
Att.-Completions	563-316	571-319
Completion Pct.	56.1	55.9
Had Intercepted	16	34
PUNTS-AVERAGE	82-44.3	61-44.4
Net Punting Avg.	34.0	38.5
PENALTIES-YARDS	90-678	102-768
FUMBLES-BALL LOST	19-9	16-10
TOUCHDOWNS	43	42
Rushing	14	15
Passing	25	22
Returns	4	5

Score by Periods	1	2	3	4	OT	Total
Bengals	57	111	65	139	0	372
Opponents	67	105	86	108	3	369

SCORING	TD	R	Rc	Rt	K-PAT	FG	S	TP
Pelfrey	0	0	0	0	41-41	23-28	0	110
Pickens	12	0	12	0	—	—	0	*74
Carter	9	8	1	0	—	—	0	54
Scott	5	0	5	0	—	—	0	30
McGee	4	0	4	0	—	—	0	24
Bieniemy	2	2	0	0	—	—	0	12
Blake	2	2	0	0	—	—	0	12
Dunn	2	0	1	1	—	—	0	12
Hearst	1	0	1	0	—	—	0	*8
Ambrose	1	0	1	0	—	—	0	6
Cotran	1	1	0	0	—	—	0	6
Francis	1	0	1	0	—	—	0	6
Hudson	1	0	1	0	—	—	0	6
Milne	1	1	0	0	—	—	0	6
Spencer	1	0	1	0	—	—	0	6
Bengals	43	14	25	4	41-41	23-28	0	372
Opponents	42	15	25	5	40-40	25-30	0	369

*Includes a two-point conversion.

Two-point conversions: Hearst, Pickens.
Bengals 2-2; Opponents 1-2.

RUSHING	No	Yds	Avg	Lg	TD
Hearst	225	847	3.8	24	0
Blake	72	317	4.4	18	2
Bieniemy	56	269	4.8	33†	2
Carter	91	264	2.9	31†	8
Cotran	15	44	2.9	9	1
Wilhelm	6	24	4.0	18	0
Milne	8	22	2.8	5	1
Scott	3	4	1.3	8	0
Pickens	2	2	1.0	2	0
Bengals	478	1793	3.8	33†	14
Opponents	444	1643	3.7	45†	15

RECEIVING	No	Yds	Avg	Lg	TD
Pickens	100	1180	11.8	61†	12
Scott	58	833	14.4	50†	5
McGee	38	446	11.7	22	4
Dunn	32	509	15.9	40	1
Bieniemy	32	272	8.5	42	0
Carter	22	169	7.7	20	1
Hearst	12	131	10.9	40	1
Battaglia	8	79	9.9	17	0
Cotran	7	49	7.0	14	0
Milne	3	29	9.7	15	0
Sadowski	3	15	5.0	8	0
Hudson	1	14	14.0	14†	1
Bengals	316	3726	11.8	61†	25
Opponents	319	4028	12.6	57	22

INTERCEPTIONS	No	Yds	Avg	Lg	TD
Ambrose	8	63	7.9	31†	1
Spencer	5	48	9.6	34	0
Tovar	4	42	10.5	24	0
Francis	3	61	20.3	42†	1
Walker	2	35	17.5	35	0
Myers	2	10	5.0	10	0
Rode, Jones	2	2	1.0	2	0
Orlando	2	0	0.0	0	0
Sawyer	2	0	0.0	0	0
Rog. Jones	1	30	30.0	30	0
Dixon	1	10	10.0	10	0
Wilkinson	1	7	7.0	7	0
Langford	1	0	0.0	0	0
Bengals	34	308	9.1	42†	2
Opponents	16	172	10.8	61	1

PUNTING	No	Yds	Avg	Net	TB	In20	Lg	6+
L. Johnson	80	3630	45.4	34.4	17	16	67	1
Pelfrey	1	4	4.0	4.0	0	0	4	0
Bengals	82	3634	44.3	34.0	17	16	67	1
Opponents	61	2706	44.4	38.5	7	20	65	0

PUNT RETURNS	Ret	FC	Yds	Avg	Lg	TD
Sawyer	15	5	117	7.8	62	0
Myers	9	2	51	5.7	12	0
Dunn	7	1	54	7.7	20	0
Hudson	1	0	-7	-7.0	-7	0
Pickens	1	0	2	2.0	2	0
Bengals	33	8	217	6.6	62	0
Opponents	38	6	502	13.2	64	0

KICKOFF RETURNS	No	Yds	Avg	Lg	TD
Dunn	35	782	22.3	90†	1
Sawyer	12	241	20.1	33	0
Hudson	10	237	23.7	31	0
Hill	9	173	19.2	29	0
Sadowski	2	7	3.5	7	0
Battaglia	1	8	8.0	8	0
Cotran	1	11	11.0	11	0
Bengals	70	1459	20.8	90†	1
Opponents	69	1642	23.8	95†	1

FIELD GOALS	1-19	20-29	30-39	40-49	50+
Pelfrey	1-1	7-7	10-11	5-9	0-0
Bengals	1-1	7-7	10-11	5-9	0-0
Opponents	0-0	9-9	6-7	9-12	1-2

FIELD GOAL ATTEMPTS BY GAME:
Pelfrey: (27G, 35G, 47G) (-) (33G, 21G, 35G, 37N) (44G) (42G, 31G, 40N) (19G) (-) (-) (41G, 49G, 34G) (32G, 34G) (30G) (36G, 20G) (42B, 22G, 34G) (49N, 23G, 26G) (47N) (25G).

(continued)

PASSING	Att	Cmp	Yds	Cmp %	Yds/Att	TD	TD %	Int	Int %	Lg	Sack-Lost	Rat
Blake	549	308	3624	56.1	6.60	24	4.4	14	2.6	61†	44-278	80.3
Wilhelm	13	7	90	53.8	6.92	1	7.7	2	15.4	38	3-16	61.9
Pickens	1	1	12	100.0	12.00	0	0.0	0	0.0	12	0-0	116.7
Bengals	563	316	3726	56.1	6.62	25	4.4	16	2.8	61†	47-294	79.4
Opponents	571	319	4028	55.9	7.05	22	3.9	34	6.0	57	32-202	66.1

USUAL STARTERS

OFFENSE	DEFENSE
WR Carl Pickens	LE John Copeland
LT Willie Anderson,	LDT Dan Wilkinson
Melvin Tuten	RDT Tim Johnson
LG Rich Braham	RE Artie Smith
C Derrick Brizl	LLB James Francis
RG Ken Blackman,	MLB Steve Tovar
Scott Brumfield	RLB Ricardo McDonald
RT Joe Walter	LCB Ashley Ambrose
TE Tony McGee	RCB Jimmy Spencer
WR Darnay Scott	SS Bracey Walker
QB Jeff Blake	FS Bo Orlando
HB Garrison Hearst	
FB Jeff Cotran	

FIELD GOAL ATTEMPTS BY GAME-cont'd:
Opponents: (44N, 42G, 20G, 29G, 20G) (47G, 23G) (51G, 37G, 25G) (-) (40G, 32G, 49G) (33G, 22G) (-) (-) (-) (46G, 42N) (22G) (33G, 54N) (25G, 46G, 40G, 39G, 20G) (45N) (46G, 34N, 42G) (32G).

DEFENSE*	ST	AT	TT	Yds	Sks	PD	FF	FR-Yds
Tovar	74	30	104	3-15	11	0	0	0-0
Orlando	72	12	84	1-6	7	1	0	0-0
Francis	62	8	70	3-23	6	1	3	0-0
Walker	57	13	70	0-0	4	1	0	0-0
Spencer	55	8	63	0-0	22	0	1	0-59
McDonald	46	15	61	5-32	1	1	0	0-0
Ambrose	44	6	50	0-0	24	1	0	0-0
Wilkinson	37	7	44	6.5-51.5	3	0	1	0-0
T. Johnson	38	3	41	2.5-22	2	0	0	0-0
Copeland	35	6	41	3-18.5	6	1	0	0-0
Sawyer	32	6	38	1.5-11.5	10	1	0	0-0
Smith	19	7	26	1-8	1	0	1	0-0
Langford	20	4	24	2-6	1	0	1	0-0
Tumulty	16	8	24	0-0	1	0	0	0-0
Dixon	15	6	21	0-0	1	0	0	0-0
Myers	17	1	18	0-0	3	0	0	0-0
Stallings	13	2	15	2-6	0	2	0	0-0
von Oelhoffen	11	4	15	1-2.5	0	0	0	0-0
Rode, Jones	13	1	14	0-0	4	0	0	0-0
Rog. Jones	7	1	8	0-0	1	0	0	0-0
Shade	6	2	8	0-0	0	0	0	0-0
Collins	6	1	7	0-0	0	0	0	0-0
Morabito	5	1	6	0.5-0	0	0	0	0-0
Davidson	1	0	1	0-0	0	0	1	0-0
Wheeler	1	0	1	0-0	0	0	0	0-0

SPECIAL TEAMS*					FR-			
Player	ST	AT	TT	FF	Yds	BP	BFG	BXP
Dunn	9	0	9	0	0-0	0	0	0
Tumulty	8	1	9	0	0-0	0	0	0
Wheeler	8	1	9	0	0-0	0	0	0
Collins	8	0	8	0	0-0	0	0	0
Bieniemy	7	1	8	0	0-0	0	0	0
Myers	6	2	8	0	0-0	0	0	0
Rode, Jones	6	1	7	0	0-0	0	0	0
Dixon	5	1	6	0	0-0	0	0	0
Shade	5	1	6	0	0-0	0	0	0
Ambrose	5	0	5	0	0-0	0	0	0
Orlando	5	0	5	0	0-0	0	0	0
Battaglia	4	0	4	0	1-0	0	0	0
Truitt	4	0	4	0	0-0	0	0	0
Rog. Jones	2	2	4	0	0-0	0	0	0
Hudson	3	0	3	0	0-0	0	0	0
L. Johnson	3	0	3	0	0-0	0	0	0
Walker	3	0	3	0	0-0	0	0	0
Hill	2	0	2	0	1-0	0	0	0
Neal	2	0	2	0	0-0	0	0	0
Cotran	1	0	1	0	0-0	0	0	0
Langford	1	0	1	0	0-0	0	0	0
Pelfrey	1	0	1	0	0-0	0	0	0
Sawyer	1	0	1	0	0-0	0	0	0

MISCELLANEOUS DEFENSE*	Player	ST	AT	TT	FF	FR-Y
------------------------	--------	----	----	----	----	------

1997 FINAL STATISTICS (7-9-0)

Head Coach: Bruce Coslet

Date	W/L	Score	Opponent	Att
Aug. 31	W	24-21	Arizona	53,644
Sept. 7	L	10-23	at Baltimore	52,968
Sept. 21	L	20-38	at Denver	73,871
Sept. 28	L	14-31	N.Y. Jets	57,209
Oct. 5	L	13-21	at Jacksonville	67,128
Oct. 12	L	7-30	at Tennessee	17,071
Oct. 19	L	10-26	Pittsburgh	60,020
Oct. 26	L	27-29	at N.Y. Giants	72,584
Nov. 2	W	38-31	San Diego	53,754
Nov. 9	W	28-13	at Indianapolis	58,473
Nov. 16	L	3-20	at Pittsburgh	55,226
Nov. 23	W	31-26	Jacksonville	55,158
Nov. 30	L	42-44	at Philadelphia	66,623
Dec. 4	W	41-14	Tennessee	49,086
Dec. 14	W	31-24	Dallas	60,043
Dec. 21	W	16-14	Baltimore	50,917

TEAM STATISTICS		Bengals	Opponents
TOTAL FIRST DOWNS		310	351
Rushing		104	141
Passing		171	188
Penalty		35	22
3rd Down: Made-Att.		88-214	102-227
3rd Down Pct.		41.1	44.9
4th Down: Made-Att.		10-20	11-16
4th Down Pct.		50.0	68.8
POSSESSION AVG.		27.56	32.04
TOTAL NET YARDS		5282	5682
Avg. Per Game		330.1	355.1
Total Plays		1002	1091
Avg. Per Play		5.3	5.2
NET YARDS RUSHING		1966	2223
Avg. Per Game		122.9	138.9
Total Rushes		452	514
NET YARDS PASSING		3316	3459
Avg. Per Game		207.3	216.2
Sacked-Yards Lost		46-287	35-209
Gross Yards		3603	3668
Att.-Completions		504-302	542-309
Completion Pct.		59.9	57.0
Had Intercepted		9	13
PUNTS-AVERAGE		81-42.9	69-44.7
Net Punting Avg.		35.9	40.3
PENALTIES-YARDS		98-877	107-951
FUMBLES-BALL LOST		25-13	23-10
TOUCHDOWNS		46	48
Rushing		23	15
Passing		21	30
Returns		2	3

Score by Periods	1	2	3	4	OT	Tot
Bengals	77	110	80	88	0	355
Opponents	65	108	90	142	0	405

SCORING	TD	Ru	Rc	Rt	K-PAT	FG	S	TP
Pelfrey	0	0	0	0	41-43	12-16	0	77
Dillon	10	10	0	0	—	—	0	60
Carter	7	7	0	0	—	—	0	42
McGee	6	0	6	0	—	—	0	38
Pickens	5	0	5	0	—	—	0	30
Scott	5	0	5	0	—	—	0	30
Blake	3	3	0	0	—	—	0	18
Bieniemy	2	1	0	1	—	—	0	12
Dunn	2	0	2	0	—	—	0	12
Hundon	2	0	2	0	—	—	0	12
Milne	2	2	0	0	—	—	0	12
Battaglia	1	0	1	0	—	—	0	6
Copeland	1	0	0	1	—	—	0	6
Bengals	46	23	21	2	41-43	12-16	0	355
Opponents	48	15	30	3	45-45	24-29	0	405

*Includes a two-point conversion.

Two-point conversions: McGee. Bengals 1-3; Opponents 0-3.

PASSING	Att	Cmp	Yds	Cmp %	Yds/Att	TD	TD %	Int	%	Lg	Sack-Lost	Rate
Blake	317	184	2125	58.0	6.70	8	2.5	7	2.2	50t	39-244	77.6
Esiason	186	118	1478	63.4	7.95	13	7.0	2	1.1	77t	7-43	106.9
Carter	1	0	0	0.0	0.00	0	0.0	0	0.0	—	0-0	39.6
Bengals	504	302	3603	59.9	7.15	21	4.2	9	1.8	77t	46-287	88.3
Opponents	542	309	3668	57.0	6.77	30	5.5	13	2.4	83t	35-209	86.2

RUSHING	No	Yds	Avg	Lg	TD
Dillon	233	1129	4.8	71t	10
Carter	128	464	3.6	79t	7
Blake	45	234	5.2	16	3
Bieniemy	21	97	4.6	20t	1
Milne	13	32	2.5	5	2
Esiason	8	11	1.4	8	0
Scott	1	6	6.0	6	0
Johnson	1	0	0.0	0	0
Graham	1	-1	-1.0	-1	0
Pickens	1	-6	-6.0	-6	0
Bengals	452	1966	4.3	79t	23
Opponents	514	2223	4.3	50t	15

RECEIVING	No	Yds	Avg	Lg	TD
Scott	54	797	14.8	77t	5
Pickens	52	695	13.4	50t	5
McGee	34	414	12.2	37	6
Bieniemy	31	249	8.0	21	0
Dunn	27	414	15.3	39t	2
Dillon	27	259	9.6	28	0
Milne	23	138	6.0	20	0
Carter	21	157	7.5	35	0
Hundon	16	285	17.8	61	2
Battaglia	12	149	12.4	34	1
Twyner	4	45	11.3	16	0
Graham	1	1	1.0	1	0
Bengals	302	3603	11.9	77t	21
Opponents	309	3668	11.9	83t	30

INTERCEPTIONS	No	Yds	Avg	Lg	TD
Sawyer	4	44	11.0	37	0
Amrose	3	56	18.7	29	0
Mack	1	29	29.0	29	0
Myers	1	25	25.0	25	0
Shade	1	21	21.0	21	0
Francis	1	7	7.0	7	0
Orlando	1	3	3.0	3	0
Spencer	1	-2	-2.0	-2	0
Bengals	13	183	14.1	37	0
Opponents	9	26	2.9	18	0

PUNTING	No	Yds	Avg	Net	TB	In20	Lg	B
Johnson	81	3471	42.9	35.9	8	27	66	0
Bengals	81	3471	42.9	35.9	8	27	66	0
Opponents	69	3082	44.7	40.3	5	21	59	0

PUNT RETURNS	Ret	FC	Yds	Avg	Lg	TD
Myers	26	19	201	7.7	18	0
Bengals	26	19	201	7.7	18	0
Opponents	35	10	407	11.6	85t	2

KICKOFF RETURNS	No	Yds	Avg	Lg	TD
Bieniemy	34	789	23.2	102t	1
Dunn	19	487	25.6	85	0
Hundon	10	169	16.9	28	0
Dillon	6	182	30.3	58	0
Twyner	4	72	18.0	24	0
Carter	1	9	9.0	9	0
Bengals	74	1708	23.1	102t	1
Opponents	67	1406	21.0	45	0

FIELD GOALS	1-19	20-29	30-39	40-49	50+
Pelfrey	0-0	4-4	3-3	5-7	0-2
Bengals	0-0	4-4	3-3	5-7	0-2
Opponents	1-1	7-8	8-10	8-10	0-0

FIELD GOAL ATTEMPTS BY GAME:

Pelfrey: (38G) (46G, 51N, 43N, 46B) (56N, 38G, 43G) (-) (-) (-) (33G) (-) (27G) (-) (25G) (20G) (-) (26G, 40G) (42G) (44G).

Opponents: (-) (37G, 32G, 41G) (25G) (44G, 36N) (27N) (40N, 47G, 45G, 19G) (43G, 32G) (35G) (45G) (31N, 42G, 45G) (34G, 25G) (21G, 35G, 29G, 25G) (33G, 25G, 31G) (-) (23G) (44N).

USUAL STARTERS

OFFENSE				DEFENSE			
WR	Carl Pickens	LE	John Copeland				
LT	Kevin Sargent,	NT	Kimo von Oelhoffen				
	Rod Jones	RE	Dan Wilkinson				
LG	Rich Braham	LOLB	James Francis				
C	Darrick Briz	LILB	Tom Tumulty				
RG	Ken Blackman	RILB	Ricardo McDonald				
7	Willie Anderson	ROLB	Gerald Dixon				
TE	Tony McGee	LCB	Ashley Ambrose				
WR	Darnay Scott	RCB	Jimmy Spencer				
QB	Jeff Blake	SS	Sam Shade				
HB	Ki-Jana Carter,	FS	Greg Myers				
	Corey Dillon						
FB	Brian Milne						

DEFENSE*	Player	ST	AT	TT	Sks-Yds	PD	FF	FR-Yds
Shade	81	15	96	4-25	7	1	1-0	0-0
Myers	67	15	82	0-0	6	0	0-0	0-0
McDonald	50	14	64	1-5	3	0	0-0	0-0
Amrose	57	2	59	1-10	26	0	2-0	0-0
Francis	46	11	57	3.5-9.5	6	2	1-0	0-0
Tumulty	40	16	56	1-5	2	0	0-0	0-0
Dixon	41	9	50	8.5-55.5	2	1	0-0	0-0
Copeland	35	14	49	3-16	1	0	2-25	0-0
Paul	41	7	48	0-0	6	0	1-0	0-0
von Oelhoffen	32	10	42	0-0	0	0	0-0	0-0
Buckner	32	7	39	0-0	0	2	0-0	0-0
Spencer	36	2	38	0-0	12	0	0-0	0-0
Tovar	30	6	36	0-0	1	0	0-0	0-0
Wilkinson	24	10	34	5-29	2	1	0-0	0-0
Sawyer	28	3	31	0-0	13	0	0-0	0-0
Collins	25	5	30	3-10	0	0	1-0	0-0
Wilson	22	2	24	3-23	1	1	0-0	0-0
Orlando	20	4	24	1-7	4	1	0-0	0-0
Granville	16	4	20	0-0	2	0	0-0	0-0
Mack	14	4	18	0-0	1	0	0-0	0-0
Langford	9	5	14	1-14	1	0	0-0	0-0
Stallings	6	0	6	0-0	0	0	0-0	0-0
Purvis	2	1	3	0-0	0	0	0-0	0-0
Terry	2	1	3	0-0	0	0	0-0	0-0
Curtis	2	0	2	0-0	0	0	0-0	0-0
Lott	1	0	1	0-0	0	0	0-0	0-0

SPECIAL TEAMS*					FR-			
Player	ST	AT	TT	FF	Yds	BP	BFG	BXP
Collins	17	2	19	0	0-0	0	0	0
Shade	15	2	17	1	0-0	0	0	0
Dixon	15	0	15	0	0-0	0	0	0
Tovar	7	1	8	0	0-0	0	0	0
Truitt	7	0	7	0	0-0	0	0	0
Myers	5	1	6	0	0-0	0	0	0
Sawyer	4	1	5	0	0-0	0	0	0
Battaglia	4	0	4	0	1-0	0	0	0
Granville	3	1	4	1	0-0	0	0	0
Bieniemy	3	0	3	0	0-0	0	0	0
Bush	3	0	3	0	0-0	0	0	0
Orlando	2	1	3	0	1-0	0	0	0
Terry	2	1	3	0	0-0	0	0	0
Tumulty	2	1	3	0	0-0	0	0	0
McDonald	2	0	2	0	0-0	0	0	0
Curtis	1	0	1	0	0-0	0	0	0
Hundon	1	0	1	0	0-0	0	0	0
Jenkins	1	0	1	0	0-0	0	0	0
Paul	1	0	1	0	0-0	0	0	0
Wright	1	0	1	0	0-0	0	0	0
Milpe	0	1	1	0	0-0	0	0	0

1998 FINAL STATISTICS (3-13-0)

Head Coach: Bruce Coslet

Date	W/L	Score	Opponent	Att
Sept. 6	L	14-23	Tennessee	55,848
Sept. 13	W	34-28*	at Detroit	66,354
Sept. 20	L	6-13	Green Bay	56,346
Sept. 27	L	24-31	at Baltimore	68,154
Oct. 1	W	25-20	Pittsburgh	59,979
Oct. 18	L	14-44	at Tennessee	33,288
Oct. 25	L	10-27	at Oakland	40,089
Nov. 1	L	26-33	Denver	59,974
Nov. 8	L	11-24	at Jacksonville	67,040
Nov. 15	L	3-24	at Minnesota	64,232
Nov. 22	L	13-20	Baltimore	52,571
Nov. 29	L	17-34	Jacksonville	55,432
Dec. 6	L	20-33	Buffalo	54,359
Dec. 13	L	26-39	at Indianapolis	55,179
Dec. 20	W	25-24	at Pittsburgh	52,017
Dec. 27	L	0-35	Tampa Bay	49,826

*Overtime

TEAM STATISTICS

	Bengals	Opponents
TOTAL FIRST DOWNS	271	310
Rushing	92	142
Passing	148	152
Penalty	31	16
3rd Down: Made-Att.	76-224	89-200
3rd Down Pct.	33.9	44.5
4th Down: Made-Att.	11-29	4-9
4th Down Pct.	37.9	44.4
POSSESSION AVG.	28:31	31:29
TOTAL NET YARDS	4824	5763
Avg. Per Game	301.5	360.2
Total Plays	979	992
Avg. Per Play	4.9	5.8
NET YARDS RUSHING	1639	2612
Avg. Per Game	102.4	163.3
Total Rushes	405	558
NET YARDS PASSING	3185	3151
Avg. Per Game	199.1	196.9
Sacked-Yards Lost	53-360	28-199
Gross Yards	3545	3350
Att.-Completions	521-307	406-233
Completion Pct.	58.9	57.4
Had Interception	12	13
PUNTS-AVERAGE	81-44.2	64-44.5
Net Punting Avg.	35.2	39.6
PENALTIES-YARDS	69-620	127-1012
FUMBLES-YARD LOST	21-10	12-7
TOUCHDOWNS	31	53
Rushing	7	23
Passing	20	23
Returns	4	7

Score by Periods	1	2	3	4	OT	Tot
Bengals	26	90	66	80	6	268
Opponents	113	143	99	97	0	452

SCORING	Td	Ru	Rc	Rt	K-PAT	FG	S	TP
Pelfrey	0	0	0	0	21-21	19-27	0	78
Scott	7	0	0	0	-	0	42	0
Pickens	5	0	5	0	-	0	32	0
Dillon	5	4	1	0	-	0	30	0
Gibson	4	0	3	1	-	0	24	0
Bennett	2	2	0	0	-	0	12	0
Battaglia	1	0	1	0	-	0	6	0
Hundon	1	0	1	0	-	0	6	0
Mack	1	0	0	1	-	0	6	0
McGee	1	0	1	0	-	0	6	0
Milne	1	0	1	0	-	0	6	0
Sawyer	1	0	0	1	-	0	6	0
Shade	1	0	0	1	-	0	6	0
Williams	1	0	0	1	-	0	6	0
Justin	0	0	0	0	-	0	2	0
Bengals	31	7	20	4	21-21	19-27	0	268
Opponents	53	23	23	7	51-51	27-31	0	452

*Includes a two-point conversion.

Two-point conversions: Justin, Pickens.
Bengals 2-9; Opponents 1-2.

	Att	Cmp	Yds	Cmp %	Yds/Att	TD	TD %	Int	Int %	Sack-Lost	Relat
O'Donnell	343	212	2216	61.8	6.46	15	4.4	4	1.2	76t	30-217
Blake	93	51	739	54.8	7.95	3	3.2	3	3.2	67t	15-79
Justin	63	34	426	54.0	6.76	1	1.6	3	4.8	41	7-60
Kresser	21	10	164	47.6	7.81	1	4.8	2	9.5	37	0-50
Pelfrey	1	0	0	0.0	0.00	0	0.0	0	0.0	0	0-0
Dillon	0	0	0	-	-	0	0	0	0	1-4	-
Bengals	521	307	3545	58.9	6.80	20	3.8	12	2.3	76t	53-360
Opponents	406	233	3350	57.4	8.25	23	5.7	13	3.2	73t	28-199

RUSHING	No	Yds	Avg	Lg	TD
Dillon	262	1130	4.3	66	4
Bennett	77	243	3.2	17	2
Blake	15	103	6.9	18	0
Bieniemy	17	56	3.3	9	0
Milne	10	41	4.1	10	1
O'Donnell	13	34	2.6	10	0
Scott	2	10	5.0	8	0
Gibson	1	9	9.0	9	0
Blair	1	4	4.0	4	0
Carter	2	4	2.0	4	0
Pickens	2	4	2.0	4	0
Justin	1	2	2.0	2	0
Costello	1	0	0.0	0	0
Kresser	1	-1	-1.0	-1	0

Bengals	405	1639	4.0	66	7
Opponents	558	2612	4.7	67t	23

RECEIVING	No	Yds	Avg	Lg	TD
Pickens	82	1023	12.5	67t	5
Scott	51	817	16.0	70t	7
Dillon	28	178	6.4	41	1
Bieniemy	27	153	5.7	15	0
Milne	26	124	4.8	18	0
McGee	22	363	16.5	40	1
Gibson	19	258	13.6	76t	3
Hundon	10	112	11.2	17	1
Battaglia	10	47	4.7	16	1
Bennett	8	153	19.1	55	0
Jackson	7	165	23.6	47	0
Williams	6	81	13.5	19t	1
Carter	6	25	4.2	8	0
Bush	4	39	9.8	18	0
Blair	1	7	7.0	7	0

Bengals	307	3545	11.5	76t	20
Opponents	233	3350	14.4	73t	23

INTERCEPTIONS	No	Yds	Avg	Lg	TD
Shade	3	33	11.0	32	0
Hawkins	3	21	7.0	12	0
Ambrose	2	0	0.0	0	0
Sawyer	1	58	58.0	58t	1
B. Simmons	1	18	18.0	18	0
Ross	1	11	11.0	11	0
Copeland	1	3	3.0	3	0
Randolph	1	0	0.0	0	0

Bengals	13	144	11.1	58t	1
Opponents	12	206	17.2	56	1

PUNTING	No	Yds	Avg	Net	TB	In	Lo	Lg	B
Johnson	69	3083	44.7	35.6	8	14	69	1	0
Costello	10	495	49.5	32.7	3	0	73	1	2

Bengals	81	3578	44.2	35.2	11	14	73	2
Opponents	64	2850	44.5	39.6	4	29	72	0

PUNT RETURNS	Ret	FC	Yds	Avg	Lg	TD
Gibson	27	19	218	8.1	65t	1
Williams	2	3	16	8.0	10	0

Opponents	36	15	503	14.0	87t	1
KICKOFF RETURNS	No	Yds	Avg	Lg	TD	

KICKOFF RETURNS	No	Yds	Avg	Lg	TD
Mack	45	1165	25.9	97t	1
Gibson	17	372	21.9	30	0
Bieniemy	5	87	17.4	22	0
Bennett	3	61	20.3	21	0
Battaglia	1	5	5.0	5	0
Williams	1	20	20.0	20	0

Bengals	72	1710	23.8	97t	1
Opponents	46	1199	26.1	51	0

FIELD GOALS	1-19	20-29	30-39	40-49	50+
Pelfrey	1-1	4-4	6-7	6-10	2-5

Bengals	1-1	4-4	6-7	6-10	2-5
Opponents	0-1	5-6	12-12	8-10	2-2

FIELD GOAL ATTEMPTS BY GAME:
Pelfrey: (-) (35N, 48B) (37G, 19G) (48G) (44G, 48G) (-) (53N, 51G) (25G, 23G, 52N) (50G) (37G, 40G, 34G) (42N, 30G) (-) (41G, 26G) (33G, 37G, 43G, 53N, 46N, 21G) (40N).

(continued)

USUAL STARTERS

OFFENSE	DEFENSE
WR Carl Pickens	LE Michael Bankston
LT Kevin Sargent	NT Kimo von Oelhoffen
LG Rich Braham	RE Clyde Simmons
C Darrick Brizl	LOLB James Francis
RG Ken Blackman,	LILB Brian Simmons
Mike Goff	RILB Takeo Spikes
RT Willie Anderson	ROLB Reinard Wilson
TE Tony McGee	LCB Ashley Ambrose
WR Darnay Scott	RCB Artrell Hawkins
QB Neil O'Donnell	SS Sam Shady
HB Corey Dillon	FS Greg Myers
FB Brian Milne	

FIELD GOAL ATTEMPTS BY GAME-cont'd:

Opponents: (38G, 31G, 48G, 47N) (-) (30G, 35G) (46G) (40G, 40G) (35G, 38G, 42G) (28N, 22G, 48G, 48N) (33G, 37G) (39G) (32G) (34G, 23G) (23G, 47G) (20G, 52G, 46G, 34G) (50G) (22G) (18N).

DEFENSE*

Player	ST	AT	TT	Sks	Yds	PD	FF	FR
Spikes	95	17	112	2-19	0	0	0	0
B. Simmons	62	16	78	3-18	2	1	1	22
Shade	60	18	78	1-8	6	0	2	55
Hawkins	65	5	70	1-19	17	2	1	25
Bankston	49	21	70	4.5-19.5	1	0	1	5
Myers	54	15	69	0-0	4	0	1	0
Wilson	46	17	63	6-39.5	1	2	0	0
Bell	45	3	48	1-8	3	0	0	0
von Oelhoffen	36	9	45	0-0	3	0	0	0
Ambrose	36	4	40	0-0	15	0	0	0
Francis	32	5	37	0-0	5	2	0	0
C. Simmons	28	2	30	0-5.7	2	1	0	0
Langford	17	7	24	0.5-2	0	0	0	0
Tumulty	17	5	22	0.5-6	2	1	0	0
Randolph	19	1	20	0-0	7	0	0	0
Ross	12	2	14	0-0	4	0	0	0
Foley	11	1	12	2-18	0	0	0	0
Sawyer	9	1	10	0-0	3	0	0	0
Granville	4	5	9	0-0	1	0	0	0
Steele	6	1	7	0-0	0	0	0	0
Thompson	3	4	7	0.5-6	0	0	0	0
Purvis	4	2	6	1-6	0	0	0	0
Copeland	5	0	5	0-0	1	0	0	0
Moore	2	1	3	0-0	0	0	0	0
Mack	2	0	2	0-0	0	0	0	0
Curtis	1	1	2	0-0	0	0	0	0

SPECIAL TEAMS*

Player	ST	AT	TT	FF	Yds	BP	BFG	BXP
Granville	10	2	12	1	1-0	0	0	0
Bieniemy	10	0	10	0	0-0	0	0	0
Myers	7	2	9	0	0-0	0	0	0
Battaglia	6	2	8	0	0-0	0	0	0
Ross	7	0	7	0	0-0	0	0	0
Shade	6	1	7	0	0-0	0	0	0
Randolph	5	0	5	0	0-0	0	0	0
B. Simmons	5	0	5	0	0-0	0	0	0
Foley	3	0	3	1	0-0	0	0	0
Gibson	3	0	3	0	0-0	0	0	0
Sprotte	3	0	3	0	0-0	0	0	0
Bush	2	0	2	0	0-0	0	0	0
Curtis	2	0	2	0	0-0	0	0	0
Mack	2	0	2	0	0-0	0	0	0
Spikes	2	0	2	0	0-0	0	0	0
Bell	1	0	1	0	0-0	0	0	0
Blackmon	1	0	1	0	0-0	0	0	0
Costello	1	0	1	0	0-0	0	0	0
Dillon	1	0	1	0	0-0	0	0	0
Hawkins	1	0	1	0	0-0	0	0	0
Johnson	1	0	1	0	0-0	0	0	0
McGee	1	0	1	0	0-0	0	0	0
Milne	1	0	1	0	0-0	0	0	0
Truitt	1	0	1	0	0-0	0	0	0
Tumulty	0	1	1	0	0-0	0	0	0

1999 FINAL STATISTICS (4-12-0)

Head Coach: Bruce Coslet

Date	W/L	Score	Opponent	Att
Sept. 12	L	35-36	at Tennessee	65,272
Sept. 19	L	7-34	San Diego	47,660
Sept. 26	L	3-27	at Carolina	61,269
Oct. 3	L	10-38	St. Louis	45,481
Oct. 10	W	18-17	at Cleveland	73,048
Oct. 17	L	3-17	Pittsburgh	59,669
Oct. 24	L	10-31	at Indianapolis	55,996
Oct. 31	L	10-41	Jacksonville	49,138
Nov. 7	L	20-37	at Seattle	66,303
Nov. 14	L	14-24	Tennessee	46,017
Nov. 21	L	31-34	Baltimore	43,279
Nov. 28	W	27-20	at Pittsburgh	50,907
Dec. 5	W	44-30	San Francisco	53,463
Dec. 12	W	44-28	Cleveland	59,972
Dec. 26	L	0-22	at Baltimore	68,036
Jan. 2	L	7-24	at Jacksonville	70,532

TEAM STATISTICS		Bengals	Opponents
TOTAL FIRST DOWNS		293	316
Rushing		111	99
Passing		161	189
Penalty		21	28
3rd Down: Made-Att.	93-235	85-209	
3rd Down Pct.		39.6	40.7
4th Down: Made-Att.	7-23	5-13	
4th Down Pct.		30.4	38.5
POSSESSION AVG.		29:59	30:01
TOTAL NET YARDS		5277	5497
Avg. Per Game		329.8	343.6
Total Plays		1039	1011
Avg. Per Play		5.1	5.4
NET YARDS RUSHING		2051	1699
Avg. Per Game		128.2	106.2
Total Rushes		442	454
NET YARDS PASSING		3226	3734
Avg. Per Game		201.6	237.4
Sacked-Yards Lost		49-278	35-229
Gross Yards		3504	4027
Att.-Completions		548-300	522-312
Completion Pct.		54.7	59.8
Had Intercepted		18	12
PUNTS-AVERAGE		84-38.3	71-44.2
Net Punting Avg.		84-31.2	71-36.1
PENALTIES-YARDS		126-1027	105-835
FUMBLES-BALL LOST		34-14	27-15
TOUCHDOWNS		33	53
Rushing		11	22
Passing		18	28
Returns		4	3

Score by Periods	1	2	3	4	OT	Tot
Bengals	91	70	58	64	0	283
Opponents	124	166	92	78	0	460

SCORING	Td	Ru	Rc	Rt	K-PAT	FG	S	TP
Pelfrey	0	0	0	0	27-27	18-27	0	81
Scott	7	0	7	0	—	—	0	42
Dillon	6	5	1	0	—	—	0	36
Pickens	6	0	6	0	—	—	0	36
Jackson	2	0	2	0	—	—	0	14
Blake	2	2	0	0	—	—	0	12
McGee	2	0	2	0	—	—	0	12
Yeast	2	0	0	2	—	—	0	12
K. Carter	1	1	0	0	—	—	0	6
Groce	1	1	0	0	—	—	0	6
Heath	1	0	0	1	—	—	0	6
Mack	1	0	0	1	—	—	0	6
Shaw	1	1	0	0	—	—	0	6
Smith	1	1	0	0	—	—	0	6
Milne	0	0	0	0	—	—	0	2
Bengals	33	11	8	4	27-27	18-27	0	283
Opponents	53	22	3	49-50	29-32	7	1	460

*Includes a two-point conversion.

Two-point conversions: Jackson, Milne.
Bengals 2-6; Opponents 2-3.

RUSHING	No	Yds	Avg	Lg	TD
Dillon	263	1200	4.6	50	5
Blake	63	332	5.3	16	2
Basnight	62	308	5.0	46	0
Smith	19	114	6.0	24	1
Milne	3	30	10.0	26	0
Luchey	10	30	3.0	8	0
Groce	8	22	2.8	8	1
Shaw	4	20	5.0	10	1
K. Carter	6	15	2.5	8	1
Covington	2	-4	-2.0	-2	0
Yeast	2	-16	-8.0	-3	0
Bengals	442	2051	4.6	50	11
Opponents	454	1699	3.7	67	22

RECEIVING	No	Yds	Avg	Lg	TD
Scott	68	1022	15.0	76	7
Pickens	57	737	12.9	75	6
Jackson	31	369	11.9	29	2
Dillon	31	290	9.4	23	1
McGee	26	344	13.2	35	2
Groce	25	154	6.2	14	0
Basnight	16	172	10.8	47	0
Battaglia	14	153	10.9	30	0
Griffin	12	112	9.3	20	0
Luchey	10	96	9.6	19	0
K. Carter	3	24	8.0	11	0
Yeast	3	20	6.7	8	0
Shaw	1	-4	-4.0	-4	0
Smith	1	6	6.0	6	0
Hundon	1	5	5.0	5	0
Bush	1	4	4.0	4	0
Bengals	300	3504	11.7	76	18
Opponents	312	4027	12.9	73	28

INTERCEPTIONS	No	Yds	Avg	Lg	TD
Heath	3	72	24.0	58	1
Copeland	2	16	8.0	12	0
Spikes	2	7	3.5	7	0
Bell	1	5	5.0	5	0
Blackmon	1	0	0.0	0	0
T. Carter	1	0	0.0	0	0
Hall	1	0	0.0	0	0
Myers	1	0	0.0	0	0
Bengals	12	100	8.3	58	1
Opponents	18	305	16.9	44	1

PUNTING	No	Yds	Avg	Net	TB	In20	Lg	B
Brice	60	2475	41.3	32.1	4	12	72	2
Costello	22	744	33.8	28.7	1	1	44	0
Bengals	84	3219	38.3	31.2	5	13	72	2
Opponents	71	3136	44.2	36.1	8	25	70	0

PUNT RETURNS	Ret	FC	Yds	Avg	Lg	TD
Griffin	23	3	195	8.5	34	0
Yeast	10	6	209	20.9	86	2
Jackson	2	1	6	3.0	8	0
Bengals	35	10	410	11.7	86	2
Opponents	45	13	498	11.1	84	1

KICKOFF RETURNS	No	Yds	Avg	Lg	TD
Mack	51	1382	27.1	99	1
Griffin	15	296	19.7	42	0
Luchey	8	109	13.6	24	0
Jackson	6	179	29.8	46	0
Yeast	3	50	16.7	22	0
Dillon	1	4	4.0	4	0
Bengals	84	2020	24.0	99	1
Opponents	57	1068	18.7	39	0

FIELD GOALS	1-19	20-29	30-39	40-49	50+
Pelfrey	1-1	9-11	7-12	0-2	1-1
Bengals	1-1	9-11	7-12	0-2	1-1
Opponents	3-3	11-12	6-8	7-7	2-2

FIELD GOAL ATTEMPTS BY GAME:									
Pelfrey:	(33G, 38G)-(47N, 37N, 30N, 39G) (36G, 33N) (27G, 26G) (37G, 41N) (32G) (29G) (50G, 34G) (32N) (39B, 19G) (29G, 29G, 25N) (29G, 24G, 27G) (28G) (20B) (-).								

(continued)

USUAL STARTERS

OFFENSE	DEFENSE
WR Carl Pickens	LE John Copeland
LT Rod Jones	NT Oliver Gibson
LG Matt O'Dwyer	RE Michael Bankston,
C Rich Braham	Jevon Langford
RG Jay Leeuwenburg,	LOLB Steve Foley
Brian DeMarco	LILB Brian Simmons
RT Willie Anderson	RILB Takeo Spikes
TE Tony McGee	ROLB Adrian Ross
WR Darnay Scott	LCB Rodney Heath
QB Jeff Blake	RCB Artrell Hawkins
HB Corey Dillon	SS Myron Bell
FB Cliff Groce	FS Cory Hall

FIELD GOAL ATTEMPTS BY GAME cont'd:

Opponents: (50G, 33G) (27G, 23G, 21G, 42G) (48G, 21G) (19G) (33G) (43G) (22G, 37B) (43G, 21G) (29G, 45G, 35G) (26G) (25G, 50G) (35G, 33G) (47G) (-) (24G, 48G, 19G, 30G, 19G) (34N, 27G, 28N).

DEFENSE*	ST	AT	TT	Sks-Yds	PD	FF	FR-Yds
Simmons	90	21	111	3-20	5	0	1-0
Spikes	82	23	105	3-14	6	4	4-0
Bell	54	19	73	2-14.5	3	0	0-0
Hawkins	61	7	68	0-0	16	2	1-0
Bankston	39	17	56	6-30	1	0	0-0
Hall	36	13	49	0-0	3	0	0-0
Heath	43	3	46	0-0	18	2	21-(-4)
Gibson	31	10	41	4.5-31	1	0	1-0
Copeland	31	7	38	4-22.5	3	2	0-0
Foley	34	3	37	3.5-28	2	1	2-0
Myers	33	4	37	0-0	5	1	1-21
von Oelhoffen	24	2	26	4-30	0	1	1-0
Howard	25	0	25	0-0	4	0	0-0
Langford	19	6	25	0-0	1	0	0-0
Wilson	14	6	20	3-24	0	1	0-0
Ross	15	3	18	1-7	1	1	0-0
Blackmon	13	5	18	0-0	4	0	0-0
Clark	13	2	15	0-0	5	0	0-0
Steele	13	1	14	0-0	0	0	0-0
Mack	9	2	11	0-0	1	0	0-0
T. Carter	8	0	8	0-0	1	0	0-0
Wright	4	4	8	0-0	0	0	0-0
Curtis	6	1	7	1-8	0	0	0-0
Fisher	1	1	2	0-0	0	0	0-0
Purvis	1	1	2	0-0	0	0	0-0
Granville	1	0	1	0-0	0	0	0-0

SPECIAL TEAMS*	ST	AT	TT	FF	FR-Yds	BP	BFG	BXP
Wright	14	1	15	0	1-0	0	0	0
Curtis	7	3	10	0	0-0	0	0	0
Granville	6	4	10	0	0-0	0	0	0
Hall	6	0	6	0	1-0	0	0	0
Wilson	5	1	6	0	0-0	0	0	0
Foley	5	0	5	0	0-0	0	0	0
Griffin	5	0	5	0	0-0	0	0	0
Mack	5	0	5	0	0-0	0	0	0
Myers	4	1	5	0	0-0	0	0	0
Ross	4	1	5	0	0-0	0	0	0
Simmons	3	2	5	0	0-0	0	0	0
Basnight	3	1	4	0	0-0	0	0	0
Brice	3	0	3	0	0-0	0	0	0
Clark	3	0	3	0	0-0	0	0	0
Costello	3	0	3	0	0-0	0	0	0
Spikes	3	0	3	0	0-0	0	0	0
Heath	2	1	3	0	1-0	0	0	0
Howard	2	1	3	0	0-0	0	0	0
Hundon	2	0	2	0	0-0	0	0	0
McGee	2	0	2	0	0-0	0	0	0
Peterson	2	0	2	0	0-0	0	0	0
Bell	1	0	1	0	0-0	0	0	0
Milne	1	0	1	0	0-0	0	0	0
Pelfrey	1	0	1	0	0-0	0	0	0
Sprotte	1	0	1	0	0-0	0	0	0

MISCELLANEOUS DEFENSE*

Player	ST	AT	TT	FF	FR-Yds
Scott	3	0	3	0	0-0
Anderson	2	0	2	0	0-0
Dillon	2	0	2	0	0-0
Braham	1	0	1	0	0-0
Jackson	1	0	1	0	0-0
O'Dwyer	1	0	1	0	0-0
Pickens	1	0	1	0	0-0

2000 FINAL STATISTICS (4-12-0)

Head Coaches: Bruce Coslet (0-3),
Dick LeBeau (4-9)

Date	W/L	Score	Opponent	Att
Sept. 10	L	7-24	Cleveland	64,006
Sept. 17	L	0-13	at Jacksonville	45,653
Sept. 24	L	0-37	at Baltimore	68,481
Oct. 1	L	16-31	Miami	61,535
Oct. 8	L	14-23	Tennessee	63,406
Oct. 15	L	0-15	at Pittsburgh	54,328
Oct. 22	W	31-21	Denver	61,603
Oct. 29	W	12-3	at Cleveland	73,118
Nov. 5	L	7-27	Baltimore	54,759
Nov. 12	L	6-23	at Dallas	62,170
Nov. 19	L	13-16	at New England	60,292
Nov. 26	L	28-48	Pittsburgh	63,925
Dec. 3	W	24-13	Arizona	50,289
Dec. 10	L	3-35	at Tennessee	68,498
Dec. 17	W	17-14	Jacksonville	50,469
Dec. 24	L	7-16	at Philadelphia	64,902

TEAM STATISTICS	Bengals	Opponents
TOTAL FIRST DOWNS	254	307
Rushing	119	101
Passing	109	182
Penalty	26	24
3rd Down: Made-Att	77-227	102-239
3rd Down Pct.	33.9	42.7
4th Down: Made-Att	10-25	4-13
4th Down Pct.	40.0	30.8
POSSESSION AVG.	27:13	32:47
TOTAL NET YARDS	4260	5487
Avg. Per Game	266.3	342.9
Total Plays	1001	1068
Avg. Per Play	4.3	5.1
NET YARDS RUSHING	2314	1925
Avg. Per Game	144.6	120.3
Total Rushes	495	504
NET YARDS PASSING	1946	3562
Avg. Per Game	121.6	222.6
Sacked-Yards Lost	52-273	26-168
Gross Yards	2219	3730
Att.-Completions	454-207	538-318
Completion Pct.	45.6	59.1
Had Intercepted	14	9
PUNTS-AVERAGE	94-40.2	80-41.7
Punting Avg.	33.1	35.5
PENALTIES-YARDS	99-878	115-924
FUMBLES-BALL LOST	37-21	22-12
TOUCHDOWNS	21	40
Rushing	13	12
Passing	6	26
Returns	2	2

Score by Periods	1	2	3	4	OT	Tot
Bengals	24	74	41	46	0	185
Opponents	92	106	91	70	0	359

SCORING	TD-Ru	Rc-Rt	K-PAT	FG	S	TP
Rackers	0	0	0	21-21	12-21	0 57
Dillon	7	7	0	0	—	— 42
Warrick	7	2	4	1	—	— 42
Bennett	3	3	0	0	—	— 18
Dugans	1	0	1	0	—	— 6
McGee	1	0	1	0	—	— 6
Mitchell	1	1	0	0	—	— 6
D. Williams	1	0	0	1	—	— 6
(TEAM)	0	0	0	0	—	— 1 2
Bengals	21	13	6	2	21-21	12-21 1 185
Opponents	40	12	26	2	39-40	26-36 1 359
Two-point conversions: None. Bengals 0-0;						
Opponents 0-0.						

Two-point conversions: None. Bengals 0-0; Opponents 0-0.

RUSHING	No	Yds	Avg	Lg	TD
Dillon	315	1435	4.6	80†	7
Bennett	90	324	3.6	37†	0
Smith	41	232	5.7	21	3
Warrick	16	148	9.3	77†	2
Mitchell	10	61	6.1	12†	1
Luchey	10	54	5.4	13	0
Keaton	6	24	4.0	8	0
Pope	2	22	11.0	22	0
Yeast	1	15	15.0	15	0
Groce	3	4	1.3	5	0
Rackers	1	-5	-5.0	-5	0
Bengals	495	2314	4.7	80†	13
Opponents	504	1925	3.8	30	12

RECEIVING	No	Yds	Avg	Lg	TD
Warrick	51	592	11.6	46	4
McGee	26	309	11.9	39	1
Yeast	24	301	12.5	27	0
Farmer	19	268	14.1	38	0
Bennett	19	168	8.8	25	0
Dillon	18	158	8.8	31	0
Dugans	14	125	8.9	17	1
Battaglia	13	105	8.1	15	0
Groce	11	45	4.1	14	0
Luchey	7	84	12.0	20	0
Bush	3	39	13.0	18	0
Griffin	2	25	12.5	16	0
Bengals	207	2219	10.7	46	6
Opponents	318	3730	11.7	77†	26

INTERCEPTIONS	No	Yds	Avg	Lg	TD
T. Carter	2	40	20.0	30	0
Spikes	2	12	6.0	7	0
D. Williams	1	36	36.0	36†	1
Hall	1	12	12.0	12	0
C. Carter	1	6	6.0	6	0
Foley	1	1	1.0	1	0
Bean	1	0	0.0	0	0
Bengals	9	107	11.9	36†	1
Opponents	14	138	9.9	39	0

PUNTING	No	Yds	Avg	Net	TB	In20	Lg	B
Pope	94	3775	40.2	33.1	14	18	57	0
Bengals	94	3775	40.2	33.1	14	18	57	0
Opponents	80	3338	41.7	35.5	7	30	70	0

PUNT RETURNS	Ret	FC	Yds	Avg	Lg	TD
Yeast	34	14	225	6.6	27	0
Warrick	7	1	123	17.6	82†	1
Griffin	1	0	9	9.0	9	0
Bengals	42	15	357	8.5	82†	1
Opponents	40	17	387	9.7	39	0

KICKOFF RETURNS	No	Yds	Avg	Lg	TD
Mack	50	1036	20.7	50	0
Griffin	8	129	16.1	29	0
Yeast	7	106	15.1	29	0
Keaton	6	100	16.7	25	0
Bush	3	18	6.0	8	0
Luchey	2	12	6.0	12	0
Heath	1	22	22.0	22	0
Battaglia	0†	0	—	—	0
Bengals	77	1423	18.5	50	0
Opponents	42	898	21.4	37	0

FIELD GOALS	1-19	20-29	30-39	40-49	50+
Rackers	0-0	5-5	5-9	2-7	0-0
Bengals	0-0	5-5	5-9	2-7	0-0
Opponents	3-3	5-6	12-16	6-10	0-1

FIELD GOAL ATTEMPTS BY GAME:
Rackers: (42B) (44N, 47N) (-) (23S, 38G, 34G) (35B, 46N) (-) (24G) (39G) (-) (22G, 37G) (28G, 30N, 45G) (-) (36N, 45N, 32G) (45G) (27G) (31N).
Opponents: (30G) (30G, 33N, 19G) (30G, 37G, 19G) (40G) (22G, 41G, 33N, 34G) (36G, 28G) (48N, 48N) (18G) (38G, 32G) (39N, 44N, 43G, 35G, 42G, 51N) (38G, 21G, 22G) (44G, 28G) (31N) (-) (28N) (32G, 45G, 41N, 33G).

PASSING	Att	Cmp	Yds	Cmp %	Yds/Att	TD	Int	Int %	Sack-Lost	Rat	
Smith	267	118	1253	44.2	4.69	3	1.1	6	2.2	46	52.8
Mitchell	187	89	966	47.6	5.17	3	1.6	8	4.3	38	50.8
Bengals	454	207	2219	45.6	4.89	6	1.3	14	3.1	46	52.73
Opponents	538	318	3730	59.1	6.93	26	4.8	9	1.7	77†	89.4

USUAL STARTERS

OFFENSE	DEFENSE
WR Craig Yeast	LE Vaughn Booker
LT Rod Jones	Michael Bankston
LG Matt O'Dwyer	LDT Oliver Gibson
Scott Rehberg	RDT John Copeland
C Rich Braham	RE Michael Bankston
Brook Gutierrez	John Copeland
RT Mike Goff	LLB Steve Foley
LT Willie Anderson	MLB Armegis Spearman
TE Tony McGee	RLB Takeo Spikes
WR Peter Warrick	LCB Tom Carter
QB Akili Smith	RCB Rodney Heath
Scott Mitchell	Artrell Hawkins
HB Corey Dillon	SS Chris Carter
FB Cliff Groce	Cory Hall
M. Battaglia (TE)	Darryl Williams
Nick Luchey	

DEFENSE*	ST	AT	TT	Sks-Yds	PD	FF	FR-Yds
Spikes	109	19	128	2-16	4	0	3-0
D. Williams	80	21	101	0-0	5	3	0-0
Spearman	46	24	70	1-12	4	0	0-0
Bankston	50	14	64	0-0	2	0	0-0
C. Carter	49	11	60	1-9	2	2	1-0
Gibson	42	10	52	4-17	1	0	0-0
Hawkins	43	4	47	0-0	9	1	1-12
Heath	40	4	44	0-0	12	0	1-0
T. Carter	36	7	43	0-0	11	0	0-0
Foley	34	9	43	4-16	8	2	1-0
Hall	36	5	41	4-32	2	0	0-0
Copeland	32	7	39	1-8	1	0	1-4
Ross	31	2	33	1-6	3	0	0-0
Langford	19	3	22	0-0	2	0	0-0
Bean	17	2	19	0-0	6	0	0-0
Mack	12	6	18	0-0	2	0	0-0
Booker	13	4	17	0-0	1	0	0-0
Steele	13	4	17	2-17	0	0	0-0
Roman	15	1	16	0-0	2	1	0-0
Wilson	9	6	15	3-16	1	2	1-3
Barndt	7	5	12	0-0	0	1	1-0
Curtis	8	2	10	2-9	0	2	0-0
Simmons	7	2	9	1-10	0	1	0-0
Granville	2	0	2	0-0	0	0	0-0

SPECIAL TEAMS*	ST	AT	TT	FF	FR-Yds	BP	BFG	BXP
Hawkins	9	3	12	0	0-0	0	0	0
Griffin	7	2	9	0	0-0	0	0	0
Granville	6	2	8	0	1-0	0	0	0
Bennett	7	0	7	0	0-0	0	0	0
Bean	6	0	6	0	0-0	0	0	0
Curtis	6	0	6	0	1-0	0	0	0
C. Carter	5	1	6	0	0-0	0	0	0
Heath	5	1	6	0	0-0	0	0	0
Ross	5	0	5	0	0-0	0	0	0
Mack	4	1	5	1	0-0	0	0	0
St. Louis	4	0	4	0	0-0	0	0	0
Wilson	4	0	4	0	0-0	0	0	0
Spearman	3	1	4	0	0-0	0	0	0
Bush	2	0	2	0	0-0	0	0	0
Rackers	2	0	2	0	0-0	0	0	0
Armour	1	0	1	0	0-0	0	0	0
Battaglia	1	0	1	0	0-0	0	0	0
Roman	1	0	1	0	0-0	0	0	0
Pope	1	0	1	0	0-0	0	0	0

MISCELLANEOUS DEFENSE*	Player	ST	AT	TT	FF	FR-Yds
Warrick	5	0	5	0	0	0-0
Dillon	2	0	2	0	0	0-0
J. Jackson	2	0	2	0	0	0-0
Anderson	1	0	1	0	0	0-0
Battaglia	1	0	1	0	0	0-0
Bennett	1	0	1	0	0	0-0
Bush	1	0	1	0	0	0-0
Goff	1	0	1	0	0	0-0
Griffin	1	0	1	0	0	0-0
Gutierrez	1	0	1	0	0	0-0
Jones	1	0	1	0	0	0-0
O'Dwyer	1	0	1	0	0	0-0
Stephens	1	0	1	0	0	0-0
Yeast	1	0	1	0	0	0-0

*Press box statistics

2001 FINAL STATISTICS (6-10-0)

Head Coach: Dick LeBeau

Date	W/L	Score	Opponent	Att
Sept. 9	W	23-17	New England	51,521
Sept. 23	W	21-10	Baltimore	51,121
Sept. 30	L	14-28	at San Diego	56,048
Oct. 7	L	7-16	at Pittsburgh	62,335
Oct. 14	W	24-14	Cleveland	64,217
Oct. 21	L	0-24	Chicago	63,408
Oct. 28	W	31-27	at Detroit	69,343
Nov. 11	L	13-30	at Jacksonville	57,161
Nov. 18	L	7-20	Tennessee	63,865
Nov. 25	L	0-18	at Cleveland	72,918
Dec. 2	L	13-16*	Tampa Bay	52,135
Dec. 9	L	10-14	Jacksonville	44,920
Dec. 16	L	14-15	at N.Y. Jets	77,745
Dec. 23	L	0-16	at Baltimore	68,987
Dec. 30	W	26-23*	Pittsburgh	63,751
Jan. 6	W	23-21	at Tennessee	68,798

*Overtime

TEAM STATISTICS	Bengals	Opponents
TOTAL FIRST DOWNS	294	281
Rushing	96	86
Passing	176	173
Penalty	22	22
3rd Down: Made-Att	93-243	86-225
3rd Down Pct.	38.3	38.2
4th Down: Made-Att	6-23	5-13
4th Down Pct.	26.1	38.5
POSSESSION AVG.	29:16	30:44
TOTAL NET YARDS	4800	4832
Avg. Per Game	300.0	302.0
Total Plays	1071	1013
Avg. Per Play	4.5	4.8
NET YARDS RUSHING	1712	1675
Avg. Per Game	107.0	104.7
Total Rushes	441	453
NET YARDS PASSING	3088	3157
Avg. Per Game	193.0	197.3
Sacked-Yards Lost	28-203	48-320
Gross Yards	3291	3477
Att.-Completions	602-322	512-311
Completion Pct.	53.5	60.7
Had Intercepted	26	13
PUNTS-AVERAGE	86-39.6	86-41.2
Net Punting	33.6	34.8
PENALTIES-YARDS	103-870	101-837
FUMBLES-BALL LOST	28-11	33-15
TOUCHDOWNS	25	35
Rushing	11	10
Passing	12	23
Returns	2	2

Score by Periods	1	2	3	4	OT	Tot
Bengals	27	75	56	3	226	
Opponents	67	83	79	77	3	309

SCORING	Td-Ru-Rc-Rt	K-PAT	FG	S	TP
Dillon	13 10 3 0	—	—	0	78
Rackers	0 0 0 0	23-24	17-28	0	74
Dugans	2 0 2 0	—	—	0	14
Scott	2 0 2 0	—	—	0	12
Farmer	1 0 1 0	—	—	0	6
Ochocinco	1 0 1 0	—	—	0	6
Kitna	1 1 0 0	—	—	0	6
McGee	1 0 1 0	—	—	0	6
Neal	1 0 1 0	—	—	0	6
Simmons	1 0 0 1	—	—	0	6
Spikes	1 0 0 1	—	—	0	6
Warrick	1 0 1 0	—	—	0	6

Bengals	25	11	12	2	23-24	17-28	0	226
Opponents	35	10	2	29-31	22-30	1	309	

*Includes a two-point conversion.

Two-point conversions: Dugans. Bengals 1-1; Opponents 1-4.

RUSHING	No	Yds	Avg	Lg	TD
Dillon	340	1315	3.9	96†	10
Bennett	50	232	4.6	36	0
Kitna	27	73	2.7	20	1
Keaton	5	48	9.6	21	0
A. Smith	6	20	3.3	6	0
Warrick	8	14	1.8	13	0
Neal	5	10	2.0	4	0

Bengals	441	1712	3.9	96†	11
Opponents	453	1675	3.7	48	11

RECEIVING	No	Yds	Avg	Lg	TD
Warrick	70	667	9.5	33	1
Scott	57	819	14.4	49	2
Dillon	34	228	6.7	17	3
Ochocinco	28	329	11.8	28	1
Dugans	28	251	9.0	31	2
Houshmandzadeh	21	228	10.9	23	0
Bennett	20	150	7.5	15	0
Neal	19	101	5.3	12	1
Farmer	15	228	15.2	27	1
McGee	14	148	10.6	25†	1
Battaglia	13	118	9.1	17	0
McMullen	2	15	7.5	11	0
Keaton	1	9	9.0	9	0

Bengals	322	3291	10.2	49	12
Opponents	311	3477	11.2	47	23

INTERCEPTIONS	No	Yds	Avg	Lg	TD
Kaesviharn	3	41	13.7	29	0
Hawkins	3	26	8.7	22	0
J. Smith	2	28	14.0	21	0
Spikes	1	66	66.0	66†	1
D. Williams	1	16	16.0	16	0
C. Carter	1	10	10.0	10	0
Simmons	1	5	5.0	5	0
Roman	1	0	0.0	0	0

Bengals	13	192	14.8	66†	1
Opponents	26	392	15.1	64	0

PUNTING	No	Yds	Avg	Net	TB	In20	Lg	B
Harris	84	3372	40.1	33.9	6	21	57	1
Rackers	1	32	32.0	12.0	1	0	32	0

Bengals	86	3404	39.6	33.6	7	21 <th>57<th>1</th></th>	57 <th>1</th>	1
Opponents	86	3541	41.2	34.8	13	29 <th>76<th>0</th></th>	76 <th>0</th>	0

PUNT RETURNS	Ret	FC	Yds	Avg	Lg	TD
Warrick	18	10	116	6.4	31	0
Houshmandzadeh	12	5	163	13.6	86	0
Farmer	1	1	11	11.0	11	0

Bengals	31	16	290	9.4	86 <th>0</th>	0
Opponents	47	17	374	8.0	24 <th>0</th>	0

KICKOFF RETURNS	No	Yds	Avg	Lg	TD
Keaton	42	891	21.2	64	0
Houshmandzadeh	10	185	18.5	23	0
Bennett	4	60	15.0	19	0
Ru. Johnson	4	79	19.8	25	0
Gutierrez	2	15	7.5	8	0

Bengals	62	1230	19.8	64 <th>0</th>	0
Opponents	46	1157	25.2	101† <th>1</th>	1

FIELD GOALS	1-19	20-29	30-39	40-49	50+
Rackers	0-0	4-6	8-11	4-9	1-2
Bengals	0-0	4-6	8-11	4-9	1-2
Opponents	0-0	8-8	6-9	7-11	1-2

FIELD GOAL ATTEMPTS BY GAME:	
Rackers: (36G, 47G, 33G) (43N, 39N, 45N) (—) (51N) (27G, 22N, 42G, 21G) (39N) (47N, 39G) (26G, 52G) (—) (43N, 47N) (23G, 41G) (47G) (—) (—) (32N, 28N, 34G, 31G) (30G, 33G, 34G).	
Opponents: (39G) (38G) (38N) (26G, 42G, 48G) (—) (46G, 43N) (51G, 24G) (—) (41G, 37G) (23G, 27G, 33G, 33G) (43N, 38G, 48G, 51N, 21G) (44N) (40N, 24G, 34N) (43G, 29G, 33N, 43G) (38G) (—).	

PASSING	Att	Cmp	Yds	Cmp %	Yds/Att	TD	TD %	Int	Int %	Lg	Sack-Lost	Rat
Kitna	581	313	3216	53.9	5.54	12	2.1	22	3.8	49	25-185	61.1
Mitchell	12	4	38	33.3	3.17	0	0.0	3	25.0	16	2-15	3.5
A. Smith	8	5	37	62.5	4.63	0	0.0	0	0.0	14	1-3	73.4
Dillon	1	0	0	0.0	0.00	0	0.0	1	100.0	—	0-0	0.0
Bengals	602	322	3291	53.5	5.47	12	2.0	26	4.3	49	28-203	58.1
Opponents	512	311	3477	60.7	6.79	23	4.5	13	2.5	47	48-320	85.4

USUAL STARTERS

OFFENSE	DEFENSE
WR Darnay Scott	LE Vaughn Booker
LT Richmond Webb	LDT Oliver Gibson
LG Matt O'Dwyer	RDT Tony Williams
C Rich Braham	RE Justin Smith
RG Mike Goff	LLB Steve Foley
RT Willie Anderson	MLB Brian Simmons
TE Tony McGee	RLB Takeo Spikes
WR Peter Warrick	LCB Mark Roman
QB Jon Kitna	RCB Artrell Hawkins
HB Corey Dillon	SS Juduan Armour
FB Lorenzo Neal	FS Cory Hall

DEFENSE*	ST	AT	TT	Sks-Yds	PD	FF	FR-Yds
Player	ST	AT	TT	Yds	PD	FF	Yds
Spikes	80	29	109	6-58	5	2	0-0
Simmons	51	32	83	6-5-41	5	2	0-0
Hawkins	49	10	59	0-0	6	2	1-0
Gibson	45	10	55	3-16	3	0	1-0
J. Smith	41	13	54	8-5-76	5	0	0-0
Roman	44	7	51	2-10	7	0	1-(-1)
C. Carter	34	15	49	0-0	6	0	1-12
Armour	36	11	47	0-0	3	0	0-0
Hall	31	16	47	0-0	3	0	1-73
Bean	39	3	42	0-0	5	1	0-0
Booker	34	6	40	1-5-8	2	1	0-0
Foley	25	14	39	0-0	0	2	0-0
T. Williams	15	23	38	5-25	1	0	2-0
Wilson	26	11	37	9-47-5	3	1	2-0
Kaesviharn	22	3	25	0-0	6	0	0-0
D. Williams	19	6	25	3-22	2	1	1-0
Whittington	17	4	21	0-0	1	0	0-0
Heath	16	3	19	0-0	4	1	1-0
Curtis	11	8	19	0-0	1	0	0-0
Steele	5	5	10	1-4-5	1	1	1-0
Ross	4	5	9	1-6	0	0	0-0
T. Carter	7	0	7	0-0	3	0	0-0
Jennings	6	0	6	0-0	0	0	0-0
Langford	3	0	3	0-0	0	0	0-0
Monds	1	0	1	0-0	0	0	0-0
(TEAM)	—	—	—	1-6	—	—	—

SPECIAL TEAMS*	ST	AT	TT	FF	FR-Yds	BP	BFG	BXP
Player	ST	AT	TT	FF	Yds	BP	BFG	BXP
Dugans	14	2	17	0	0-0	0	0	0
Ross	11	2	13	0	0-0	0	0	0
C. Carter	8	2	10	0	1-0	0	0	0
Curtis	4	6	10	1	1-3	0	0	0
Armour	3	5	8	0	0-0	0	0	0
Kaesviharn	7	0	7	0	0-0	0	0	0
Jennings	6	0	6	0	0-0	0	0	0
Bean	3	3	6	0	1-10	0	0	0
Bennett	4	0	4	0	0-0	0	0	0
D. Williams	3	1	4	0	0-0	0	0	0
Hall	2	1	3	0	0-0	0	0	0
Wilson	2	1	3	0	0-0	0	0	0
Ri. Johnson	1	2	3	0	0-0	0	0	0
Neal	2	0	2	0	0-0	0	0	0
St. Louis	2	0	2	0	0-0	0	0	0
Chevier	1	1	2	0	0-0	0	0	0
Foley	1	0	1	0	0-0	0	0	0
Heath	1	0	1	0	0-0	0	0	0
Rackers	1	0	1	0	0-0	0	0	0
Simmons	1	0	1	0	#0-56	0	0	0
Warrick	1	0	1	0	0-0	0	0	0
Lateral	—	—	—	—	—	—	—	—

MISCELLANEOUS DEFENSE*

Player	ST	AT	TT	FF	FR-Yds
Dillon	4	0	4	0	0-0
Ochocinco	4	0	4	0	0-0
Scott	4	0	4	0	0-0
Braham	3	0	3	0	0-0
Dugans	2	0	2	0	0-0
Goff	2	0	2	0	0-0
Kitna	2	0	2	0	0-0
Warrick	2	0	2	0	0-0
Webb	2	0	2	0	0-0
Bennett	1	1	2	0	0-0
Battaglia	1	0	1	0	0-0
Bean	1	0	1	0	0-0
Farmer	1	0	1	0	0-0
Houshmandzadeh	1	0	1	0	0-0
OWDwyer	1	0	1	0	0-0

2002 FINAL STATISTICS (2-14-0)

Head Coach: Dick LeBeau

Date	W/L	Score	Opponent	Att
Sept. 8	L	6-34	San Diego	53,705
Sept. 15	L	7-20	at Cleveland	73,358
Sept. 22	L	3-30	at Atlanta	68,129
Sept. 29	L	7-35	Tampa Bay	57,234
Oct. 6	L	21-28	at Indianapolis	56,570
Oct. 13	L	7-34	Pittsburgh	63,900
Oct. 27	L	24-30	Tennessee	52,822
Nov. 3	W	38-3	at Houston	69,827
Nov. 10	L	27-38	at Baltimore	69,024
Nov. 17	L	20-27	Cleveland	64,060
Nov. 24	L	21-29	at Pittsburgh	60,473
Dec. 1	L	23-27	Baltimore	44,878
Dec. 8	L	31-52	at Carolina	66,799
Dec. 15	L	15-29	Jacksonville	42,092
Dec. 22	W	20-13	New Orleans	43,544
Dec. 29	L	9-27	at Buffalo	47,850

TEAM STATISTICS	Bengals	Opponents
TOTAL FIRST DOWNS	315	315
Rushing	105	104
Passing	186	182
Penalty	24	29
3rd Down: Made-Att	87-223	83-199
3rd Down Pct.	39.0	41.7
4th Down: Made-Att	11-30	7-14
4th Down Pct.	36.7	50.0
POSSESSION AVG.	28:55	31:05
TOTAL NET YARDS	5206	5265
Avg. Per Game	325.4	329.1
Total Plays	1054	976
Avg. Per Play	4.9	5.4
NET YARDS RUSHING	1730	2003
Avg. Per Game	108.1	125.2
Total Rushes	426	498
NET YARDS PASSING	3476	3262
Avg. Per Game	217.3	203.9
Sacked-Yards Lost	37-256	24-153
Good Yards	3732	3415
Att.-Completions	591-350	454-287
Completion Pct.	59.2	63.2
Had Intercepted	22	9
PUNTS-AVERAGE	73-38.2	65-41.8
Net Punting Avg.	28.7	37.9
PENALTIES-YARDS	99-884	101-867
FUMBLES-BALL LOST	26-13	21-11
TOUCHDOWNS	34	55
Rushing	13	16
Passing	17	30
Returns	4	9

Score by Periods	1	2	3	4	OT	Tot
Bengals	61	91	50	77	0	279
Opponents	110	157	95	94	0	456

SCORING	TD	R	Rc	Rt	K-PAT	FG	S	TP
Rackers	0	0	0	0	30-32	15-18	0	75
Dillon	7	7	0	0	—	—	0	42
Warrick	6	0	0	0	—	—	0	36
Ochocinco	5	0	0	0	—	—	0	30
Kitna	4	4	0	0	—	—	0	24
Luchey	2	2	0	0	—	—	0	12
Schobel	2	0	0	0	—	—	0	12
Westbrook	2	0	2	0	—	—	0	12
Bennett	1	0	0	0	—	—	0	6
Hawkins	1	0	0	1	—	—	0	6

Bengals	34	13	17	4	30-32	15-18	0	279
Opponents	55	16	30	9	51-52	23-31	1	456
Two-point conversions: None. Bengals 0-2; Opponents 2-3.								

	Att	Cmp	Yds	Cmp %	Yds/A	TD	Int	TD %	Int %	Sack-Lost	Rat
PASSING											
Kitna	473	294	3178	62.2	6.72	16	34	16	3.4	721	24-159
Ferrotte	85	44	437	51.8	5.14	1	1.2	5	5.9	51	10-74
A. Smith	33	12	117	36.4	3.55	0	0.0	1	3.0	24	3-23
Bengals	591	350	3732	59.2	6.31	17	2.9	22	3.7	721	27-256
Opponents	454	287	3415	63.2	7.52	30	6.6	9	2.0	69	24-153

RUSHING	No	Yds	Avg	Lg	TD
Dillon	314	1311	4.2	67	7
Bennett	33	155	4.7	29	0
Ru. Johnson	17	67	3.9	13	0
Luchey	12	59	4.9	10	2
Kitna	24	57	2.4	12	4
Neal	9	31	3.4	9	0
Ferrotte	4	22	5.5	9	0
Warrick	8	22	2.8	11	0
A. Smith	4	5	1.3	3	0
Westbrook	1	1	1.0	1	0
Bengals	426	1730	4.1	67	13
Opponents	498	2003	4.0	41	16

RECEIVING	No	Yds	Avg	Lg	TD
Ochocinco	69	1166	16.9	72	5
Warrick	53	606	11.4	37	6
Dugans	47	421	9.0	31	0
Dillon	43	298	6.9	19	0
Houshmandzadeh	41	492	12.0	31	1
Schobel	27	212	7.9	20	2
Neal	21	133	6.3	15	1
Bennett	18	109	6.1	15	0
Farmer	9	115	12.8	51	0
Westbrook	8	94	11.8	26	2
Luchey	7	46	6.6	15	0
Ru. Johnson	6	34	5.7	14	0
Stewart	1	6	6.0	6	0
Bengals	350	3732	10.7	72	17
Opponents	287	3415	11.9	69	30

INTERCEPTIONS	No	Yds	Avg	Lg	TD
Hawkins	2	102	51.0	102	1
Kaesviharn	2	17	8.5	17	0
Simmons	1	51	51.0	51	1
Gibson	1	6	6.0	6	0
Burris	1	5	5.0	5	0
Thompson	1	4	4.0	4	0
Hall	1	2	2.0	2	0
Bengals	9	187	20.8	102	2
Opponents	22	428	19.5	98	3

PUNTING	No	Yds	Avg	Net	TB	In20	Lg	B
Harris	65	2608	40.1	31.4	4	11	57	1
Dorsch	5	162	32.4	1.8	0	0	46	0
Rackers	2	17	8.5	6.5	0	1	19	0
Bengals	73	2787	38.2	28.7	4	12	57	1
Opponents	65	2714	41.8	37.9	6	24	64	0

PUNT RETURNS	Ret	FC	Yds	Avg	Lg	TD
Houshmandzadeh	24	4	117	4.9	34	0
Warrick	4	0	14	3.5	10	0
Burris	0	1	0	—	0	0
Farmer	0	4	0	—	0	0
Bengals	28	9	131	4.7	34	0
Opponents	41	8	611	14.9	95	3

KICKOFF RETURNS	No	Yds	Avg	Lg	TD
Bennett	49	1231	25.1	94	1
Houshmandzadeh	13	288	22.2	44	0
Ru. Johnson	13	277	21.3	42	0
Neal	5	52	10.4	17	0
Luchey	3	40	13.3	17	0
Dugans	1	6	6.0	6	0
Gutierrez	1	11	11.0	11	0
Bengals	85	1905	22.4	94	1
Opponents	57	1191	20.9	99	1

FIELD GOALS	1-19	20-29	30-39	40-49	50+
Rackers	2-2	5-5	3-3	3-5	2-3
Bengals	2-2	5-5	3-3	3-5	2-3
Opponents	0-0	7-8	8-11	7-9	1-3

FIELD GOAL ATTEMPTS BY GAME:	
Rackers: (21G, 54G) (-) (24G) (45N) (-) (46N) (44G) (25G) (43G, 35G) (37G, 31G) (-) (40G) (52N, 24G) (51G, 18G, 25G) (-) (19G).	
Opponents: (28G, 27G) (52G, 45G) (44G, 26G, 34G) (-) (-) (34G, 32N, 30G) (33G, 28G, 46G) (23G, 46B, 53N) (33G) (24N, 27G, 40G) (33G, 51N, 43G, 45G) (49N, 38N) (-) (-) (38G, 33N, 43G) (32G, 25G).	

USUAL STARTERS

OFFENSE	DEFENSE
WR Chad Ochocinco	LE Bernard Whittington
LT Levi Jones	LDT Oliver Gibson,
LG Matt O'Dwyer	Glen Steele
C Richraham	RTD Tony Williams
RG Mike Goff	RE Justin Smith
RT Willie Anderson	LLB Canute Curtis
TE Matt Schobel	MLB Brian Simmons
WR Peter Warrick	RLB Takeo Spikes
QB Jon Kitna	RCB Jeff Burris
HB Corey Dillon	RCB Artrell Hawkins
FB Lorenzo Neal	SS JoJuan Armour,
	Marquand Manuel
	Cory Hall
	FS

DEFENSE*					Sks- Yds	PD	FF	FR Yds
Spikes	ST	AT	TT		1.5-12	1	1	4-45
Simmons	81	32	113		3-12	7	0	0-0
Hawkins	69	7	76		2-12	6	1	2-19
Burris	50	12	62	0-0	11	2	1	1-32
J. Smith	48	13	61	6.5-56	3	2	0	0-0
Hall	43	15	58	2-6	1	1	0	0-0
Amour	32	20	52	0-0	2	1	0	0-0
Kaesviharn	43	7	50	0-0	10	1	0	0-0
Curtis	38	8	46	0-0	0	0	0	0-0
Williams	30	12	42	5-34	0	0	0	0-0
Whittington	22	14	36	1-3	0	0	0	2-0
Manuel	26	8	34	0-0	2	1	0	0-0
Roman	23	7	30	0-0	1	1	0	0-0
Gibson	19	10	29	0-0	2	0	0	0-0
Steele	15	13	28	0-0	1	0	0	0-0
Ross	17	3	20	0-0	1	0	0	0-0
Wilson	11	2	13	0-0	2	0	0	0-0
Thompson	10	0	10	0-0	1	0	0	0-0
Booker	5	2	7	0-0	1	0	0	0-0
Myles	4	0	4	0-0	1	0	0	0-0
Perry	2	2	4	0-0	0	0	0	1-15
Jennings	1	2	3	0-0	1	0	0	0-0
Ogbogu	1	2	3	0-0	0	0	0	0-0
(TEAM)	—	—	—	3-18	—	—	—	—

SPECIAL TEAMS*	Player	ST	AT	TT	FF	FR-Yds	BP	BFG	BXP
Dugans	12	3	15	0	0	0-0	0	0	0
Bennett	10	0	10	0	0	0-0	0	0	0
Amour	6	2	8	0	0	0-0	0	1	0
Manuel	6	2	8	0	0	0-0	0	0	0
St. Louis	6	2	8	0	0	0-0	0	0	0
Jennings	5	1	6	0	0	0-0	0	0	0
Ri. Johnson	4	2	6	0	0	0-0	0	0	0
Myles	4	2	6	0	0	0-0	0	0	0
Curtis	4	1	5	0	0	0-0	0	0	0
Ross	4	1	5	0	0	0-0	0	0	0
Hall	4	0	4	0	0	0-0	0	0	0
Rackers	3	1	4	0	0	0-0	0	0	0
Edmonds	3	0	3	0	0	0-0	0	0	0
Neal	3	0	3	0	0	0-0	0	0	0
Thompson	2	1	3	0	0	0-0	0	0	0
Burris	2	0	2	0	0	0-0	0	0	0
Kaesviharn	2	0	2	0	0	0-0	0	0	0
Spearman	2	0	2	0	0	0-0	0	0	0
Brewer	1	0	1	0	0	0-0	0	0	0
Houshmandzadeh	1	0	1	0	0	0-0	0	0	0
Luchey	1	0	1	0	0	0-0	0	0	0
Roman	1	0	1	0	0	0-0	0	0	0
Warrick	1	0	1	0	0	0-0	0	0	0
Wilson	1	0	1	0	0	0-0	0	0	0

MISCELLANEOUS DEFENSE*						
Player	ST	AT	TT	FF	FR	FR-Yds
O'Dwyer	4	0	4	0	0	0-0
Houshmandzadeh	3	0	3	1	0	0-0
Warrick	3	0	3	0	1	0-0
Ochocinco	2	0	2	0	0	0-0
Neal	2	0	2	0	0	0-0
Anderson	1	0	1	0	0	0-0
Dillon	1	0	1	0	0	0-0
Dugans	1	0	1	0	0	0-0
Farmer	1	0	1	0	0	0-0
Ferrotte	1	0	1	0	0	0-0
Gutierrez	1	0	1	0	0	0-0
Jones	1	0	1	0	0	0-0
Kitna	1	0	1	0	0	0-0
Schobel	1	0	1	0	0	0-0
Webb	1	0	1	0	0	0-0
Westbrook	1	0	1	0	0	0-0

2003 FINAL STATISTICS (8-8-0)

Head Coach: Marvin Lewis

Date	W/L	Score	Opponent	Att
Sept. 7	L	10-30	Denver	63,820
Sept. 14	L	20-23	at Oakland	50,135
Sept. 21	L	10-17	Pittsburgh	64,596
Sept. 28	W	21-14	at Cleveland	73,428
Oct. 5	L	16-22*	at Buffalo	72,615
Oct. 19	W	34-26	Baltimore	53,553
Oct. 26	W	27-24	Seattle	52,131
Nov. 2	L	14-17	at Arizona	23,331
Nov. 9	W	34-27	Houston	50,437
Nov. 16	W	24-19	Kansas City	64,923
Nov. 23	W	34-27	at San Diego	52,069
Nov. 30	W	24-20	at Pittsburgh	58,797
Dec. 7	L	13-31	at Baltimore	69,468
Dec. 14	W	41-38	San Francisco	64,666
Dec. 21	L	10-27	at St. Louis	66,061
Dec. 28	L	14-22	Cleveland	65,362

*Overtime

TEAM STATISTICS	Bengals	Opponents
TOTAL FIRST DOWNS	313	320
Rushing	101	119
Passing	181	177
Penalty	31	24
3rd Down: Made-Att	102-228	85-206
3rd Down Pct.	44.7	41.3
4th Down: Made-Att	5-11	9-14
4th Down Pct.	45.5	64.3
POSSESSION AVG.	30:52	29:08
TOTAL NET YARDS	5329	5620
Avg. Per Game	333.1	351.3
Total Plays	1038	999
Avg. Per Play	5.1	5.6
NET YARDS RUSHING	1987	2218
Avg. Per Game	124.2	138.6
Total Rushes	481	461
NET YARDS PASSING	3342	3402
Avg. Per Game	208.9	212.6
Sacked-Yards Lost	37-249	30-196
Good Yards	3591	3598
Att.-Completion Pct.	520-324	508-297
Completion Pct.	62.3	58.5
Had Intercepted	15	14
PUNTS-AVERAGE	77-39.5	67-42.5
Net Punting Avg.	32.2	35.1
PENALTIES-YARDS	107-486	108-921
FUMBLES-BALL LOST	16-7	26-10
TOUCHDOWNS	40	43
Rushing	12	18
Passing	26	23
Returns	2	2

Score by Periods	1	2	3	4	OT	Total
Bengals	83	115	49	99	0	346
Opponents	71	117	74	116	6	384

SCORING	TD-Ru	Rc-Rt	K-PAT	FG	S	TP
Graham	0	0	0	40-40	22-25	0 106
Ochocinco	10	0	10	0	—	0 60
Ru. Johnson	9	9	0	0	—	0 54
Warrick	8	0	7	1	—	0 48
Washington	4	0	4	0	—	0 24
Dillon	2	2	0	0	—	0 12
J. Johnson	2	1	1	0	—	0 12
Schobel	2	0	2	0	—	0 12
Bennett	1	0	1	0	—	0 6
Hardy	1	0	0	1	—	0 6
Kelly	1	0	1	0	—	0 6
Bengals	40	12	26	2	40-40	22-25 0 346
Opponents	43	18	23	2	38-38	28-33 0 384
Two-point conversions: None, Bengals						
0-0: Opponents 2-4.						

Two-point conversions: None. Bengals

0-0; Opponents 2-4.

RUSHING	No	Yds	Avg	Lg	TD
Ru. Johnson	215	957	4.5	54	9
Dillon	138	541	3.9	39	2
Bennett	56	173	3.1	19	0
Warrick	18	157	8.7	50	0
Kina	38	113	3.0	15	0
J. Johnson	15	41	2.7	12	1
Washington	1	5	5.0	5	0
Bengals	481	1987	4.1	54	12
Opponents	461	2218	4.8	78	18

RECEIVING	No	Yds	Avg	Lg	TD
Ochocinco	90	1355	15.1	82t	10
Warrick	79	819	10.4	77t	7
Bennett	25	176	7.0	16	1
Schobel	24	332	13.8	45t	2
Washington	22	299	13.6	51t	4
Stewart	21	212	10.1	21	0
Ru. Johnson	21	146	7.0	17	0
J. Johnson	15	82	5.5	16	1
Kelly	13	81	6.2	13	1
Dillon	11	71	6.5	14	0
Walter	3	18	6.0	9	0
Bengals	324	3591	11.1	82t	26
Opponents	297	3598	12.1	73t	23

INTERCEPTIONS	No	Yds	Avg	Lg	TD
James	4	56	14.0	31	0
Burris	2	17	8.5	17	0
Simmons	2	14	7.0	13	0
Beckett	2	11	5.5	11	0
Kaevsiharn	1	10	10.0	10	0
Hawkins	1	8	8.0	8	0
Roberts	1	6	6.0	6	0
Roman	1	1	1.0	1	0
Bengals	14	123	8.8	31	0
Opponents	15	225	15.0	83t	2

PUNTING	No	Yds	Avg	Net	TB	In20	Lg	B
Richardson	49	1961	40.0	33.5	5	9	58	0
Harris	28	1084	38.7	30.0	3	5	53	0
Bengals	77	3045	39.5	32.2	8	14	58	0
Opponents	67	2845	42.5	35.1	8	21	72	0

PUNT RETURNS	Ret	FC	Yds	Avg	Lg	TD
Warrick	25	8	273	10.9	68t	1
Burris	5	0	58	11.6	34	0
Bengals	30	8	331	11.0	68t	1
Opponents	47	7	403	8.6	37	0

KICKOFF RETURNS	No	Yds	Avg	Lg	TD
Bennett	53	1146	21.6	46	0
Roberts	7	128	18.3	23	0
Watson	7	113	16.1	27	0
Ru. Johnson	2	23	11.5	15	0
Powell	2	33	16.5	20	0
J. Johnson	1	16	16.0	16	0
Steele	1	2	2.0	2	0
Stewart	1	13	13.0	13	0
Bengals	74	1474	19.9	46	0
Opponents	71	1470	20.7	45	0

FIELD GOALS	1-19	20-29	30-39	40-49	50+
Graham	0-0	5-5	10-10	7-8	0-2
Bengals	0-0	5-5	10-10	7-8	0-2
Opponents	1-1	11-12	9-11	5-7	2-2

FIELD GOAL ATTEMPTS BY GAME:	
Graham: (26G) (31G, 22G) (44G) (-) (39G, 37G, 54N, 30G) (44G, 37G) (30G, 25G) (-) (40G, 40G) (27G, 48N) (37G, 47G) (44G) (25G, 38G) (34G, 30G) (48G) (52N).	
Opponents: (51G, 27G, 39G) (40G, 26G, 39G) (24N, 33G) (35N) (27G, 38G, 29G) (25G) (27G, 49N) (31G, 34N) (45G, 33G) (37G, 39G, 44N) (48G, 26G) (23G, 39G) (22G) (23G) (26G, 50G) (42G, 42G, 18G).	

PASSING	Att	Cmp	Yds	Cmp %	Yds/Att	TD	TD %	Int	%	Lg	Sack-Lost	Rat
Kina	520	324	3591	62.3	6.91	26	5.0	15	2.9	82t	37-249	87.4
Bengals	520	324	3591	62.3	6.91	26	5.0	15	2.9	82t	37-249	87.4
Opponents	508	297	3598	58.5	7.08	23	4.5	14	2.8	73t	30-196	83.9

USUAL STARTERS

OFFENSE	DEFENSE
WR Peter Warrick	LE Duane Clemons
LT Levi Jones	LDOT John Thornton
LG Eric Steinbach	RDT Tony Williams
C Rich Braham	RE Justin Smith
RG Mike Goff	SLB Adrian Ross
RT Willie Anderson	MLB Kevin Hardy
TE Reggie Kelly	WLB Brian Simmons
WR Chad Ochocinco	LCB Jeff Burris
QB Jon Kitna	Artrell Hawkins
HB Corey Dillon	RCB Tony James
FB Jeremi Johnson	SS Rogers Beckett
	Kevin Kaevsiharn
	Mark Roman

DEFENSE*	ST	AT	TT	Sks-Yds	PD	FF	FR-Yds
Simmons	72	31	103	1.5-9	6	2	4-13
Hardy	59	33	92	1.5-11	4	1	1-10
Roman	55	19	74	0.5-5	7	1	0-0
Beckett	50	17	67	3-24	5	1	0-0
James	57	6	63	1-1	18	0	0-0
Smith	41	19	60	5-16.5	3	1	0-0
Hawkins	50	5	55	0-0	6	1	0-0
Ross	33	21	54	0-0	0	2	0-0
Kaevsiharn	42	9	51	1-8	4	0	0-0
Clemons	35	7	42	6-46	4	1	1-0
Williams	28	10	38	2-9	0	1	1-(-1)
Burris	33	3	36	0-0	6	1	0-0
Thornton	19	12	31	6-42	3	1	2-2
Gibson	17	7	24	0.5-3.5	3	0	0-0
Steele	17	5	22	0.5-5.5	0	0	0-0
Powell	10	10	20	0.5-2.5	1	1	1-0
Roberts	13	3	16	1-13	1	1	0-0
Manuel	9	2	11	0-0	1	0	0-0
Levels	5	5	10	0-0	0	0	0-0
Ri. Johnson	2	6	8	0-0	0	0	0-0
Myles	4	0	4	0-0	0	0	0-0

SPECIAL TEAMS*	Player	ST	AT	TT	FF	BPG	BFP	BXP
Beckett	12	4	16	1	0-0	0	0	0
Myles	12	4	16	0	0-0	0	0	0
Ri. Johnson	11	2	13	0	0-0	0	0	0
Kaevsiharn	10	3	10	0	0-0	0	0	0
Abdullah	8	2	10	0	0-0	0	0	0
Bennett	6	2	8	0	0-0	0	0	0
St. Louis	7	0	7	0	0-0	0	0	0
Graham	5	1	6	0	0-0	0	0	0
Walter	3	3	6	0	0-0	0	0	0
Levels	5	0	5	0	0-0	0	0	0
Manuel	3	2	5	0	0-0	0	0	0
James	4	0	4	0	0-0	0	0	0
Roberts	4	0	4	0	0-0	0	0	0
Watson	4	0	4	0	0-0	0	0	0
Burris	3	1	4	0	0-0	0	0	0
Edmonds	2	2	4	0	0-0	0	0	0
Ross	3	0	3	0	0-0	0	0	0
Stewart	3	0	3	0	0-0	0	0	0
Hawkins	1	2	3	0	0-0	0	0	0
Chamberlin	1	0	1	0	0-0	0	0	0
Thornton	0	0	0	0	0-0	0	1	0

MISCELLANEOUS DEFENSE*	Player	ST	AT	TT	FF	FR-Yds
Warrick	4	0	4	0	0-0	0-0
Bennett	2	0	2	0	0-0	0-0
Jones	2	0	2	0	0-0	0-0
Schobel	2	0	2	0	0-0	0-0
Goff	1	0	1	0	0-0	0-0
Ochocinco	1	0	1	0	0-0	0-0
Ru. Johnson	1	0	1	0	0-0	0-0
Kitna	1	0	1	0	0-0	0-0
Rehberg	1	0	1	0	0-0	0-0
Steinbach	1	0	1	0	0-0	0-0

*NOTE: The defensive, special teams and miscellaneous stats listed above may differ from the information listed in individual player biographies. Press box stats were used for the above 2003 totals while coaches' stats were used for the biographies.

2004 FINAL STATISTICS (8-8-0)

Head Coach: Marvin Lewis

Date	W/L	Score	Opponent	Att
Sept. 12	L	24-31	at N.Y. Jets	77,230
Sept. 19	W	16-13	Miami	65,705
Sept. 26	L	9-23	Baltimore	65,575
Oct. 3	L	17-28	at Pittsburgh	62,402
Oct. 17	L	17-34	at Cleveland	73,263
Oct. 25	W	23-10	Denver	65,806
Oct. 31	L	20-27	at Tennessee	68,932
Nov. 7	W	26-3	Dallas	65,721
Nov. 14	W	17-10	at Washington	87,786
Nov. 21	L	14-19	Pittsburgh	65,780
Nov. 28	W	58-48	Cleveland	65,677
Dec. 5	W	27-26	at Baltimore	69,695
Dec. 12	L	28-35	at New England	68,756
Dec. 19	L	17-33	Buffalo	65,678
Dec. 26	W	23-22	N.Y. Giants	64,606
Jan. 2	W	38-10	at Philadelphia	67,074

TEAM STATISTICS

TEAM FIRST DOWNS	Bengals	Opponents
Rushing	286	303
Passing	93	123
Penalty	172	158
3rd Down: Made-Att	21	22
3rd Down Pct.	88-219	80-218
4th Down: Made-Att	40.2	36.7
4th Down Pct.	6-12	5-15
POSSESSION AVG.	50.0	33.3
TOTAL NET YARDS	29.20	30.40
Avg. Per Game	5140	5365
Total Plays	321.3	335.3
Avg. Per Play	1004	1031
NET YARDS RUSHING	5.1	5.2
Avg. Per Game	1839	2062
Total Rushes	114.9	126.9
NET YARDS PASSING	437	474
Avg. Per Game	3301	3303
Sacked-Yards Lost	206.3	206.4
Gross Yards	31-219	37-257
Att.-Completions	3560	3560
Completion Pct.	536-324	520-313
Had Intercepted	60.4	60.2
PUNTS-AVERAGE	22	20
Net Punting Avg.	84-41.7	79-41.9
PENALTIES-YARDS	35.5	35.7
FUMBLES-BALL LOST	103-810	106-867
TOUCHDOWNS	17-10	40-16
Rushing	42	41
Passing	11	11
Returns	23	23
	5	7

Score by Periods	1	2	3	4	OT	Tot
Bengals	69	108	96	101	0	374
Opponents	75	117	82	98	0	374

SCORING	Td	Ru	Rc	Rt	K-PAT	FG	S	TP
Graham	0	0	0	0	41-41	27-31	0	122
R. Johnson	12	12	0	0	—	—	0	72
Ochocinco	9	0	0	0	—	—	0	54
Houshmandzadeh	4	0	0	0	—	—	0	24
Schobel	4	0	0	0	—	—	0	24
Washington	3	0	0	0	—	—	0	18
Geathers	1	0	0	0	—	—	0	6
J. Johnson	1	0	0	0	—	—	0	6
Kaevsiharn	1	0	0	0	—	—	0	6
Larson	1	0	0	0	—	—	0	6
O'Neal	1	0	0	0	—	—	0	6
Palmer	1	0	0	0	—	—	0	6
Simmons	1	0	0	0	—	—	0	6
Stewart	1	0	0	0	—	—	0	6
Watson	1	0	0	0	—	—	0	6
M. Williams	1	0	0	0	—	—	0	6
Bengals	42	14	23	5	41-41	27-31	0	374
Opponents	41	11	23	7	40-40	28-31	1	372

Two-point conversions: None. Bengals 0-1; Opponents 0-1.

RUSHING	No	Yds	Avg	Lg	TD
R. Johnson	361	1454	4.0	52	12
Watson	26	161	6.2	25	0
Houshmandzadeh	6	51	8.5	16	0
Palmer	18	47	2.6	14	1
Kirna	10	42	4.2	15	0
Ochocinco	4	39	9.8	18	0
Russell	3	15	5.0	13	0
Warrick	2	14	7.0	8	0
Larson	1	11	11.0	11t	1
J. Johnson	3	5	1.7	4	0
Perry	2	1	0.5	1	0
Washington	1	-1	-1.0	-1	0
Bengals	437	1839	4.2	52	14
Opponents	474	2062	4.4	75t	11

RECEIVING	No	Yds	Avg	Lg	TD
Ochocinco	95	1274	13.4	53t	9
Houshmandzadeh	73	978	13.4	62	4
Washington	31	378	12.2	28	3
Watson	25	171	6.8	21	1
Schobel	21	201	9.6	76t	4
J. Johnson	16	53	3.3	9	1
Kelly	15	85	5.7	14	0
R. Johnson	15	84	5.6	30	0
Warrick	11	127	11.5	30	0
Stewart	10	48	4.8	9	1
Walter	8	67	8.4	18	0
Perry	3	33	11.0	13	0
Russell	1	21	21.0	21	0
Bengals	324	3520	10.9	76t	23
Opponents	313	3560	11.4	99t	23

INTERCEPTIONS	No	Yds	Avg	Lg	TD
James	8	66	8.3	23	0
O'Neal	4	60	15.0	31t	1
M. Williams	3	51	17.0	51t	1
Simmons	2	61	30.5	50t	1
Geathers	1	36	36.0	36t	1
Herring	1	0	0.0	0	0
Powell	1	-2	-2.0	-2	0
Bengals	20	272	13.6	51t	4
Opponents	22	446	20.3	62t	4

PUNTING	No	Yds	Avg	Net	TB	In20	Lg	B
Larson	83	3499	42.2	35.5	7	21	66	1
Bengals	84	3499	41.7	35.5	7	21	66	1
Opponents	79	3309	41.9	35.7	8	23	69	0

PUNT RETURNS	Ret	FC	Yds	Avg	Lg	TD
Ratliff	17	5	207	12.2	49	0
Houshmandzadeh	11	7	88	8.0	28	0
O'Neal	7	6	33	4.7	17	0
Bengals	35	18	328	9.4	49	0
Opponents	51	10	378	7.4	63	0

KICKOFF RETURNS	No	Yds	Avg	Lg	TD
Russell	39	872	22.4	40	0
Watson	13	240	18.5	32	0
Houshmandzadeh	10	227	22.7	32	0
Stewart	3	20	6.7	10	0
Kelly	1	14	14.0	14	0
Lan. Moore	1	15	15.0	15	0
O'Neal	1	15	15.0	15	0
Bengals	68	1403	20.6	40	0
Opponents	80	1573	19.7	41	0

FIELD GOALS	1-19	20-29	30-39	40-49	50+
Graham	0-0	7-7	10-12	7-8	3-4
Bengals	0-0	7-7	10-12	7-8	3-4
Opponents	0-0	13-13	8-8	7-10	0-0

FIELD GOAL ATTEMPTS BY GAME:

Graham: (22G) (38N, 48G, 36G, 39G) (29G, 47G, 26G) (34G) (32G, 44N) (53G, 34G, 35G) (28G, 50G) (35G, 47G, 45G, 30G) (41G) (-) (21G, 32G, 36G) (53N, 41G, 24G) (-) (43G) (42G) (37N, 50G).

Opponents: (21G) (43G, 47G) (21G) (-) (23G, 33G) (49N, 29G) (23G, 45G) (24G) (47N, 33G) (32G) (23G, 29G) (20G, 22G, 38G, 45G) (-) (23G, 39G, 21G, 33G) (31G, 36G, 44G, 41G, 28G) (45N, 46G).

PASSING	Att	Cmp	Yds	Cmp %	Yds/Att	TD	Int	Sack-Lost	Rat
Palmer	432	263	2897	60.9	6.71	18	4.2	76t	77.3
Kirna	104	61	623	58.7	5.99	5	4.8	3	75.9
Bengals	536	324	3520	60.4	6.57	23	4.3	76t	77.9
Opponents	520	313	3560	60.2	6.85	23	4.4	99t	79.5

USUAL STARTERS

OFFENSE	DEFENSE
WR Chad Ochocinco	DE Duane Clemmons
LT Levi Jones	LB John Thornton
LG Eric Steinbach	RDT Tony Williams,
C Rich Braham,	Langston Moore
Jerry Fontenot	RE Justin Smith
RG Bobbie Williams	SLB Kevin Hardy
RT Willie Anderson	MLB Landon Johnson
TE Reggie Kelly	WLB Brian Simmons
WR T.J. Houshmandzadeh	RCB Deltha O'Neal
QB Carson Palmer	LCB Tony James
HB Rudi Johnson,	SS Kim Herring,
FB Jeremi Johnson,	Kevin Kaevsiharn,
Tony Stewart (TE)	Rodgers Beckett
	Madiou Williams
	FS

DEFENSE*	ST	AT	TT	Sks-Yds	PD	FF	FR-Yds
Player	ST	AT	TT	Yds	PD	FF	Yds
Simmons	76	31	107	1-9	4	3	1-18
M. Williams	76	15	91	2-19	11	0	2-(-3)
L. Johnson	57	27	84	2-14	2	2	1-0
J. Smith	42	29	71	8-70.5	2	2	2-0
Hardy	42	27	69	4-18	4	0	0-0
James	58	5	63	0-0	13	2	1-0
Herring	49	13	62	0-0	6	1	0-0
Kaevsiharn	44	14	58	0-0	8	0	1-3
Thornton	37	20	57	3-16	4	0	0-0
Clemmons	32	18	50	6.5-41.5	1	2	0-0
O'Neal	35	5	40	1-8	15	1	0-0
Ratliff	27	8	35	0-0	5	0	1-0
Lan. Moore	22	9	31	1-7	0	0	0-0
Miller	17	11	28	0-0	0	1	0-0
Powell	16	6	22	2-14	1	1	0-0
Webster	16	5	21	1-8	2	1	1-0
Beckett	14	5	19	0-0	1	0	0-0
T. Williams	10	6	16	0-0	0	0	0-0
Geathers	7	1	13	3.5-27	6	1	0-0
Roberts	8	1	9	0-0	2	0	0-0
Mitchell	4	1	5	0-0	0	0	1-0
Stevens	2	3	5	0-0	0	0	0-0
Bauman	2	1	3	0-0	0	0	0-0
Wilkins	0	3	3	0-0	0	0	0-0
S. Smith	2	0	2	0-0	0	0	0-0
Askew	0	2	2	0-0	0	0	0-0
Martin	1	0	1	0-0	0	0	0-0
(TEAM)	—	—	—	2-5	—	—	—

SPECIAL TEAMS*	ST	AT	TT	FF	FR-BP	BFG	BXP
Player	ST	AT	TT	FF	BP	BFG	BXP
Myles	20	3	23	2	1-0	0	0
Wilkins	13	6	19	2	2-0	0	0
Mitchell	9	5	14	0	0-0	0	0
Watson	8	5	13	1	0-0	0	0
M. Williams	10	2	12	0	0-0	0	0
Walter	11	0	11	0	0-0	0	0
Kaevsiharn	6	2	8	0	0-0	0	0
Stevens	4	4	8	0	0-0	0	0
Stewart	4	4	8	0	0-0	0	0
Miller	5	2	7	0	0-0	0	0
L. Johnson	5	0	5	0	0-0	0	0
Graham	3	1	4	0	0-0	0	0
Schobel	3	1	4	0	1-0	0	0
Ratliff	2	2	4	1	0-0	0	0
Geathers	2	1	3	0	0-0	0	0
St. Louis	2	1	3	0	0-0	0	0
Larson	1	2	3	0	0-0	0	0
Bauman	2	0	2	0	0-0	0	0
Herring	2	0	2	0	0-0	0	0
Patterson	1	0	1	0	0-0	0	0
Roberts	1	0	1	0	0-0	0	0
Russell	1	0	1	0	0-0	0	0

MISCELLANEOUS DEFENSE*					
Player	ST	AT	TT	FF	FR-Yds
Steinbach	4	1	5	0	0-0
Houshmandzadeh	3	0	3	0	0-0
B. Williams	3	0	3	0	0-0
Braham	2	0	2	0	0-0
Ochocinco	2	0	2	0	0-0
Watson	2	0	2	0	0-0
Anderson	1	1	2	0	0-0
Fontenot	1	0	1	0	0-0
J. Johnson	1	0	1	0	0-0
Jones	1	0	1	0	0-0
Kelly	1	0	1	0	0-0
Kitna	1	0	1	0	0-0
Stewart	1	0	1	1	0-0
Walter	1	0	1	0	0-0

2005 FINAL STATISTICS (11-5-0)

Head Coach: Marvin Lewis

Date	W/L	Score	Opponent	Att
Sept. 11	W	27-13	at Cleveland	73,013
Sept. 18	W	37-8	Minnesota	65,763
Sept. 25	W	24-7	at Chicago	62,045
Oct. 2	W	16-10	Houston	65,714
Oct. 9	L	20-23	at Jacksonville	66,137
Oct. 16	W	31-23	at Tennessee	69,149
Oct. 23	L	13-27	Pittsburgh	66,104
Oct. 30	W	21-14	Green Bay	65,940
Nov. 6	W	21-9	at Baltimore	70,540
Nov. 20	L	37-45	Indianapolis	65,995
Nov. 27	W	42-29	Baltimore	65,680
Dec. 4	W	38-31	at Pittsburgh	63,044
Dec. 11	W	23-20	Cleveland	65,788
Dec. 18	W	41-17	at Detroit	61,749
Dec. 24	L	27-37	Buffalo	65,485
Jan. 1	L	3-37	at Kansas City	77,211

TEAM STATISTICS		Bengals	Opponents
TOTAL FIRST DOWNS		342	321
Rushing		109	109
Passing		203	185
Penalty		30	27
3rd Down: Made-Att		84-196	81-190
3rd Down Pct.		42.9	42.6
4th Down: Made-Att		3-10	6-14
4th Down Pct.		30.0	42.9
POSSESSION AVG.		30.52	29.09
TOTAL NET YARDS		5730	5419
Avg. Per Game		358.1	338.7
Total Plays		1018	976
Avg. Per Play		5.6	5.6
NET YARDS RUSHING		1910	1850
Avg. Per Game		119.4	115.6
Total Rushes		459	429
NET YARDS PASSING		3820	3569
Avg. Per Game		238.8	223.1
Sacked-Yards Lost		21-115	28-180
Gross Yards		3935	3749
Att.-Completions		538-362	519-324
Completion Pct.		67.3	62.4
Had Intercepted		14	31
POINTS-AVERAGE		61-42.5	50-42.1
Net Punting Avg.		35.6	37.4
PENALTIES-YARDS		110-920	110-985
FUMBLES-BALL LOST		18-6	31-13
TOUCHDOWNS		48	39
Rushing		15	16
Passing		32	21
Returns		1	2

Score by Periods	1	2	3	4	OT	Tot
Bengals	84	147	98	92	0	421
Opponents	60	102	89	99	0	350

SCORING	Td	Ru	Rc	Rt	K-PAT	FG	S	TP
Graham	0	0	0	0	47-47	28-32	0	131
R. Johnson	12	12	0	0	—	—	0	72
Ochocinco	9	9	0	0	—	—	0	54
Houshmandzadeh	8	1	0	0	—	—	0	48
Henry	6	7	0	0	—	—	0	36
J. Johnson	3	0	3	0	—	—	0	18
C. Perry	2	0	2	0	—	—	0	12
T. Perry	2	1	1	0	—	—	0	12
Schobel	1	0	1	0	—	—	0	8
Kelly	1	0	1	0	—	—	0	6
Palmer	1	1	0	0	—	—	0	6
Thurman	1	0	0	1	—	—	0	6
Walter	1	0	1	0	—	—	0	6
Washington	1	0	1	0	—	—	0	6
Bengals	48	15	32	1	47-47	28-32	0	421
Opponents	39	16	21	2	37-37	25-28	0	350

*Includes a two-point conversion.

Two-point conversions: Schobel. Bengals 1-1; Opponents 2-2.

RUSHING	No	Yds	Avg	Lg	TD
R. Johnson	337	1458	4.3	33	12
C. Perry	61	279	4.6	30	0
Houshmandzadeh	8	62	7.8	17	1
Palmer	34	41	1.2	14	1
Ochocinco	5	33	6.6	11	0
J. Johnson	8	14	1.8	5	0
Kelina	2	14	7.0	11	0
T. Perry	3	9	3.0	7	1
Luchey	1	0	0.0	0	0
Bengals	459	1910	4.2	33	15
Opponents	429	1850	4.3	49	16

RECEIVING	No	Yds	Avg	Lg	TD
Ochocinco	97	1432	14.8	70t	9
Houshmandzadeh	78	956	12.3	43t	7
C. Perry	51	328	6.4	28	2
Henry	31	422	13.6	47	6
R. Johnson	23	90	3.9	15	0
Walter	19	211	11.1	33	1
Schobel	18	193	10.7	28	1
Kelly	15	90	6.0	16	1
J. Johnson	12	65	5.4	27t	3
Washington	10	101	10.1	18t	1
Stewart	4	26	6.5	10	0
T. Perry	4	21	5.3	13	1
Bengals	362	3935	10.9	70t	32
Opponents	324	3749	11.6	68t	21

INTERCEPTIONS	No	Yds	Avg	Lg	TD
O'Neal	10	103	10.3	37	0
Thurman	5	59	11.8	30t	1
James	5	5	1.0	5	0
Ratiff	3	52	17.3	35	0
Kaesviharn	3	9	3.0	6	0
Simmons	2	15	7.5	16	0
Ohaletle	1	15	15.0	15	0
M. Williams	1	2	2.0	2	0
Thornton	1	0	0.0	0	0
Bengals	31	260	8.4	37	1
Opponents	14	247	17.6	55	1

PUNTING	No	Yds	Avg	Net	TB	In	Lg	B
Larson	60	2591	43.2	35.6	8	13	75	1
Bengals	61	2591	42.5	35.6	8	13	75	1
Opponents	50	2106	42.1	37.4	4	18	56	0
PUNT RETURNS	Ret	FC	Yds	Avg	Lg	TD		
Ratliff	28	14	157	5.6	13	0		
Bengals	28	14	157	5.6	13	0		
Opponents	32	7	260	8.1	27	0		

KICKOFF RETURNS	No	Yds	Avg	Lg	TD
T. Perry	64	1562	24.4	94	0
Schobel	2	4	2.0	4	0
O'Neal	1	14	14.0	14	0
Bengals	67	1580	23.6	94	0
Opponents	85	1787	21.0	99t	1

FIELD GOALS	1-19	20-29	30-39	40-49	50+
Graham	0-0	11-11	10-11	7-9	0-1
Bengals	0-0	11-11	10-11	7-9	0-1
Opponents	1-1	12-12	7-8	3-4	2-3

FIELD GOAL ATTEMPTS BY GAME:

Graham: (32G, 23G) (40G, 29G, 30G) (33G) (24G, 42N, 27G, 46G) (31G, 48G) (52N, 21G) (30N, 26G, 39G) (-) (48N) (43G, 41G, 44G) (26G, 31G) (30G) (21G, 27G, 37G) (28G, 33G) (31G, 27G) (49G).

Opponents: (29G, 34G) (-) (39N) (28G) (32G, 51G, 53G) (24G, 29G, 47G) (27G, 39G) (-) (34G, 32G, 31G) (19G) (54N) (23G) (41G, 29G) (45G) (21G, 24G, 48N, 22G) (39G, 24G, 23G).

USUAL STARTERS

OFFENSE	DEFENSE
WR Chad Ochocinco	LE Justin Smith
LT Levi Jones	LDT Bryan Robinson,
LG Eric Steinbach	Shaun Smith
C Rich Braham	RT John Thornton
RG Bobbie Williams	RE Robert Gathers
RT Willie Anderson	SLB Landon Johnson
TE Reggie Kelly	David Pollack
WR T.J. Houshmandzadeh	MLB Odell Thurman
QB Carson Palmer	WLB Brian Simmons
HB Rudi Johnson	LCB Deltha O'Neal
FB Jeremi Johnson	RCB Tony James
	SS Itanyi Ohaletle
	FS Kevin Kaesviharn

PLAYER*	ST	AT	TT	Sks-Yds	PD	FF	FR-Yds
Thurman	68	37	105	1-5-13	9	4	0-0
Kaesviharn	63	24	87	1-6	8	0	3-0
Simmons	52	32	84	4-29	7	3	0-0
L. Johnson	58	24	82	0-0	2	1	0-0
J. Smith	45	21	66	6-24	2	1	1-0
O'Neal	56	9	65	0-0	20	0	1-26
James	49	8	57	0-0	14	1	1-26
Ohaletle	36	15	51	0-0	2	0	0-0
Ratiff	37	6	43	0-0	3	1	1-0
Thornton	24	18	42	2-14	1	2	1-0
Gathers	25	9	34	3-20	1	1	0-0
Pollack	22	6	28	4-5-34	1	0	1-6
S. Smith	18	8	26	0-0	0	0	0-0
M. Williams	16	5	21	0-0	3	0	0-0
Mitchell	17	2	19	1-4	0	0	0-0
Robinson	9	9	18	0-0	0	0	0-0
Powell	9	4	13	1-4	1	0	0-0
Clemons	10	2	12	2-12	1	0	1-0
Bauman	8	0	8	0-0	1	0	0-0
Miller	6	1	7	0-0	0	0	1-0
Askew	2	2	4	0-0	0	1	0-0
Fanene	2	1	3	0-0	0	0	0-0
Body	1	0	1	0-0	0	0	0-0
Navies	1	0	1	0-0	0	0	0-0
(TEAM)	—	—	—	2-20	—	—	—

SPECIAL TEAMS*	ST	AT	TT	FF	FR-BP	BFG	BXP
Wilkins	11	5	16	1	0-0	0	0
Walter	10	6	16	1	0-0	0	0
T. Perry	10	2	12	1	1-0	0	0
Graham	7	4	11	0	0-0	0	0
Mitchell	5	6	11	0	0-0	0	0
Navies	9	1	10	1	1-0	0	0
Miller	6	3	9	0	0-0	0	0
Brooks	7	1	8	0	0-0	0	0
Stewart	4	4	8	0	0-0	0	0
Myles	5	0	5	0	0-0	0	0
L. Johnson	3	2	5	0	0-0	0	0
Ohaletle	4	0	4	0	0-0	0	0
Bauman	3	1	4	0	0-0	0	0
Body	3	0	3	0	0-0	0	0
Ratiff	3	0	3	0	0-0	0	0
Stevens	2	1	3	0	0-0	0	0
Larson	2	0	2	0	0-0	0	0
St. Louis	2	0	2	0	0-0	0	0
M. Williams	1	1	2	0	0-0	0	0
Kelly	1	0	1	0	0-0	0	0
Schobel	1	0	1	0	0-0	0	0
Watson	1	0	1	0	0-0	0	0
James	0	1	1	0	0-0	0	0

MISCELLANEOUS DEFENSE*

PLAYER	ST	AT	TT	FF	FR-Yds
Houshmandzadeh	4	0	4	0	0-0
B. Williams	4	0	4	0	0-0
Anderson	2	0	2	0	0-0
Schobel	2	0	2	0	0-0
Jones	1	0	1	1	0-0
Kelly	1	0	1	0	0-0
Palmer	1	0	1	0	0-0
C. Perry	1	0	1	0	0-0
Steinbach	1	0	1	0	0-0
Stewart	1	0	1	0	0-0

*NOTE: The defensive, special teams and miscellaneous stats listed above may differ from the information listed in individual player biographies. Press box stats were used for the above 2005 totals while coaches' stats were used for the biographies.

2005 SEASON PLAYOFF STATISTICS (0-1)

Date W/L Score
Jan. 8* L 17-31
*AFC Wild Card Playoff

TEAM STATISTICS

	Bengals	Opponents
TOTAL FIRST DOWNS	19	19
Rushing	4	9
Passing	13	8
Penalty	2	2
3rd Down: Made-Att	9-16	6-11
3rd Down Pct.	56.3	54.5
4th Down: Made-Att	0-1	0-0
4th Down Pct.	0.0	0.0
POSSESSION AVG.	31:03	28:57
TOTAL NET YARDS	327	346
Avg. Per Game	327.0	346.0
Total Plays	65	56
Avg. Per Play	5.0	6.2
NET YARDS RUSHING	84	144
Avg. Per Game	84.0	144.0
Total Rushes	20	34
NET YARDS PASSING	243	202
Avg. Per Game	243.0	202.0
Sacked-Yards Lost	4-20	1-6
Gross Yards	263	208
Att.-Completions	41-25	21-14
Completion Pct.	61.0	66.7
Had Intercepted	2	0
PUNTS-AVERAGE	3-43.7	3-47.0
Net Punting Avg.	36.7	35.3
PENALTIES-YARDS	7-90	6-39
FUMBLES-BALL LOST	2-0	0-0
TOUCHDOWNS	2	4
Rushing	1	1
Passing	1	3
Returns	0	0

Score by Periods	1	2	3	4	OT	Tot
Bengals	10	7	0	0	0	17
Opponents	0	14	14	3	0	31

SCORING	TD-Ru	Rc	Rt	K-PAT	FG	S	TP
Houshmandzadeh	1	0	1	0	—	—	0
R. Johnson	1	1	0	0	—	—	0
Graham	0	0	0	0	2-2	1-1	0
Bengals	2	1	1	0	2-2	1-1	0
Opponents	4	1	3	0	4-4	1-1	0
Two-point conversions:	None. Bengals 0-0; Opponents 0-0.						

PASSING	Att	Cmp	Yds	Cmp %	Yds/Att	TD	Int	Lg	Sack-Lost	Rat
Kilna	40	24	197	60.0	4.93	1	2.5	24	4-20	60.1
Palmer	1	1	66	100.0	66.00	0	0.0	66	0-0	118.8
Bengals	41	25	263	61.0	6.41	1	2.4	2	4-20	67.4
Opponents	21	14	208	66.7	9.90	3	14.3	0	1-6	138.5

RUSHING	No	Yds	Avg	Lg	TD
R. Johnson	13	56	4.3	20t	1
Kilna	4	25	6.3	12	0
C. Perry	2	3	1.5	2	0
Larson	1	0	0.0	0	0
Bengals	20	84	4.2	20t	1
Opponents	34	144	4.2	26	1

RECEIVING	No	Yds	Avg	Lg	TD
C. Perry	6	11	1.8	6	0
Walter	5	73	14.6	24	0
Ochoicincio	4	59	14.8	24	0
Houshmandzadeh	4	25	6.3	8	1
R. Johnson	2	14	7.0	11	0
Schobel	2	11	5.5	8	0
Henry	1	66	66.0	66	0
Kelly	1	4	4.0	4	0
Bengals	25	263	10.5	66	1
Opponents	14	208	14.9	54	3

INTERCEPTIONS	No	Yds	Avg	Lg	TD
(None)	0	0	—	—	0
Bengals	0	0	—	—	0
Opponents	2	31	15.5	22	0

PUNTING	No	Yds	Avg	Net	TB	In20	Lg	B
Larson	3	131	43.7	36.7	0	0	51	0
Bengals	3	131	43.7	36.7	0	0	51	0
Opponents	3	141	47.0	35.3	1	1	49	0

PUNT RETURNS	Ret	FC	Yds	Avg	Lg	TD
Ratiff	2	0	15	7.5	8	0
Bengals	2	0	15	7.5	8	0
Opponents	2	0	21	10.5	14	0

KICKOFF RETURNS	No	Yds	Avg	Lg	TD
T. Perry	5	119	23.8	32	0
Walter	1	8	8.0	8	0
Bengals	6	127	21.2	32	0
Opponents	4	94	23.5	36	0

FIELD GOALS	1-19	20-29	30-39	40-49	50+
Graham	0-0	1-1	0-0	0-0	0-0
Bengals	0-0	1-1	0-0	0-0	0-0
Opponents	0-0	1-1	0-0	0-0	0-0

FIELD GOAL ATTEMPTS BY GAME:
Graham: (23G).
Opponents: (21G).

DEFENSE*	ST	AT	TT	Yds	PD	FF	FR-Yds
Player	ST	AT	TT	Yds	PD	FF	FR-Yds
Pollack	5	3	8	1-6	0	0	0-0
Thurman	3	5	8	0-0	0	0	0-0
Kaasviharn	4	2	6	0-0	0	0	0-0
Ohalele	4	0	4	0-0	0	0	0-0
O'Neal	4	0	4	0-0	1	0	0-0
James	3	1	4	0-0	0	0	0-0
Simmons	3	1	4	0-0	0	0	0-0
J. Smith	3	1	4	0-0	0	0	0-0
Geathers	2	0	2	0-0	1	0	0-0
L. Johnson	0	2	2	0-0	0	0	0-0
Robinson	1	0	1	0-0	0	0	0-0
Bauman	0	1	1	0-0	0	0	0-0
Navies	0	1	1	0-0	0	0	0-0
S. Smith	0	1	1	0-0	0	0	0-0

SPECIAL TEAMS*					FR-			
Player	ST	AT	TT	FF	Yds	BP	BFG	BXP
Stewart	2	0	2	0	0-0	0	0	0
Body	1	0	1	0	0-0	0	0	0
Graham	1	0	1	0	0-0	0	0	0
Mitchell	1	0	1	0	0-0	0	0	0
Wilkins	1	0	1	0	0-0	0	0	0

MISCELLANEOUS DEFENSE*	ST	AT	TT	FF	FR-Yds
Player	ST	AT	TT	FF	FR-Yds
Houshmandzadeh	2	0	2	0	0-0

*NOTE: The defensive, special teams and miscellaneous stats listed above may differ from the information listed in individual player biographies. Press box stats were used for the above totals while coaches' stats were used for the biographies.

2006 FINAL STATISTICS (8-8-0)

Head Coach: Marvin Lewis

Date	W/L	Score	Opponent	Att
Sept. 10	W	23-10	at Kansas City	77,956
Sept. 17	W	34-17	Cleveland	66,072
Sept. 24	W	28-20	at Pittsburgh	64,922
Oct. 1	L	13-38	New England	66,035
Oct. 15	L	13-14	at Tampa Bay	65,732
Oct. 22	W	17-14	Carolina	65,964
Oct. 29	L	27-29	Atlanta	65,978
Nov. 5	L	20-26	at Baltimore	70,792
Nov. 12	L	41-49	San Diego	65,917
Nov. 19	W	31-16	at New Orleans	68,001
Nov. 26	W	30-0	at Cleveland	72,926
Nov. 30	W	13-7	Baltimore	65,973
Dec. 10	W	27-10	Oakland	65,882
Dec. 18	L	16-34	at Indianapolis	57,292
Dec. 24	L	23-24	at Denver	75,759
Dec. 31	L	17-23*	Pittsburgh	66,049
*Overtime				

TEAM STATISTICS	Bengals	Opponents
TOTAL FIRST DOWNS	313	337
Rushing	88	109
Passing	200	206
Penalty	25	22
3rd Down: Made-Att	72-201	88-211
3rd Down Pct.	35.8	41.7
4th Down: Made-Att	6-9	11-21
4th Down Pct.	66.7	52.4
POSSESSION AVG.	28:34	31:26
TOTAL NET YARDS	5462	5681
Avg. Per Game	341.4	355.1
Total Plays	994	1038
Avg. Per Play	5.5	5.5
NET YARDS RUSHING	1629	1863
Avg. Per Game	101.8	116.4
Total Rushes	435	448
NET YARDS PASSING	3833	3818
Avg. Per Game	239.6	238.6
Sacked-Yards Lost	36-233	35-211
Gross Yards	4066	4029
Att.-Completions	523-327	555-349
Completion Pct.	62.5	62.9
Had Intercepted	13	19
PUNTS-AVERAGE	77-44.5	72-43.5
Net Punting Avg.	38.6	37.4
PENALTIES-YARDS	92-717	97-836
FUMBLES-BALL LOST	25-11	24-12
TOUCHDOWNS	43	40
Rushing	14	15
Passing	28	24
Returns	1	1

Score by Periods	1	2	3	4	OT	Tot
Bengals	86	111	58	118	0	373
Opponents	50	76	85	114	6	331

SCORING	Td	Rc	Rt	K-PAT	FG	S	P
Graham	0	0	0	40-42	25-30	0	115
R. Johnson	12	12	0	0	0	0	72
Henry	9	0	9	0	0	0	54
Houshmandzadeh	9	0	0	0	0	0	54
Ochocinco	9	0	0	0	0	0	42
J. Johnson	1	1	0	0	0	0	6
Kelly	1	0	1	0	0	0	6
Kilmer	1	0	1	0	0	0	6
Stewart	1	0	1	0	0	0	6
Washington	1	0	1	0	0	0	6
Watson	1	1	0	0	0	0	6

Bengals	43	14	28	1	40-42	25-30	0	373
Opponents	40	15	24	1	37-38	18-25	0	331
Two-point conversions: None. Bengals 0-1; Opponents 0-1.								

RUSHING	No	Yds	Avg	Lg	TD
R. Johnson	341	1309	3.8	22t	12
Watson	25	138	5.5	18	1
C. Perry	10	57	5.7	18	0
J. Johnson	15	56	3.7	15	1
Palmer	26	37	1.4	11	0
Ochocinco	6	24	4.0	8	0
McNeal	1	8	8.0	8	0
Houshmandzadeh	3	6	2.0	13	0
T. Perry	2	4	2.0	2	0
Wilson	2	2	1.0	5	0
Wright	4	-12	-3.0	-1	0

Bengals	435	1629	3.7	22t	14
Opponents	448	1863	4.2	41	15

RECEIVING	No	Yds	Avg	Lg	TD
Houshmandzadeh	90	1081	12.0	40t	9
Ochocinco	87	1369	15.7	74t	7
Henry	36	605	16.8	71	9
Watson	23	213	9.3	46	0
R. Johnson	23	124	5.4	18	0
Kelly	21	254	12.1	32	1
Stewart	14	120	8.6	26	1
Washington	9	115	12.8	22t	1
C. Perry	9	42	4.7	12	0
J. Johnson	6	37	6.2	17	0
T. Perry	5	81	16.2	30	0
Chatman	3	22	7.3	10	0
Holt	1	3	3.0	3	0

Bengals	327	4066	12.4	74t	28
Opponents	349	4029	11.5	75	24

INTERCEPTIONS	No	Yds	Avg	Lg	TD
Kaesviharn	6	24	4.0	22	0
James	4	44	11.0	28	0
M. Williams	3	33	11.0	25	0
Simmons	2	5	2.5	5	0
Kilmer	1	52	52.0	52t	1
Jackson	1	46	46.0	46	0
O'Neal	1	42	42.0	42	0
L. Johnson	1	2	2.0	2	0

Bengals	19	248	13.1	52t	1
Opponents	13	180	13.8	49t	1

PUNTING	No	Yds	Avg	Net	TB	In20	Lg	B
Larson	77	3428	44.5	38.6	11	26	67	0
Bengals	77	3428	44.5	38.6	11	26	67	0
Opponents	72	3131	43.5	37.4	10	22	65	0

PUNT RETURNS	Ret	FC	Yds	Avg	Lg	TD
Ratiff	27	9	176	6.5	38	0
Chatman	8	3	53	6.6	19	0
O'Neal	1	2	10	10.0	10	0
Bengals	36	14	239	6.6	38	0
Opponents	42	9	236	5.6	43	0

KICKOFF RETURNS	No	Yds	Avg	Lg	TD
C. Perry	21	412	19.6	36	0
Holt	17	419	24.6	38	0
Watson	10	198	19.8	34	0
Chatman	4	93	23.3	31	0
T. Perry	4	69	17.3	34	0
Kelly	2	8	4.0	8	0
Stewart	1	10	10.0	10	0
Ratiff	0	0	0	0	0
Bengals	59	1209	20.5	38	0
Opponents	70	1472	21.0	49	0

FIELD GOALS	1-19	20-29	30-39	40-49	50+
Graham	0-0	9-9	8-9	6-8	2-4
Bengals	0-0	9-9	8-9	6-8	2-4
Opponents	0-0	5-6	9-9	4-8	0-2

FIELD GOAL ATTEMPTS BY GAME:	
Graham: (37G, 42G, 36G) (44N, 37G, 37G) (-) (40G, 45G) (37G, 47G, 62N) (23G) (51G, 26G) (51G, 31G) (51N, 21G, 44G) (21G) (24G) (23G, 27G, 46N) (-) (27G, 30G, 28G) (46G) (34G, 39N).	
Opponents: (29G, 51N) (30G) (48B, 37G, 36G) (48N, 24G) (43N) (-) (42G, 40G, 39G) (43G, 25G, 36G, 35G) (-) (24G) (48N) (29N) (51N, 33G) (30G, 44G) (24G) (35G).	

PASSING	Att	Cmp	Yds	Cmp %	Yds/Att	TD	Int	Lg	Sack-Lost	Rat		
Palmer	520	324	4035	62.3	7.76	28	5.4	13	2.5	74t	36-233	93.9
Wright	3	3	31	100.0	10.33	0	0.0	0	0.0	22	0-0	109.7
Bengals	523	327	4066	62.5	7.77	28	5.4	13	2.5	74t	36-233	94.1
Opponents	555	349	4029	62.9	7.26	24	4.3	19	3.4	75	35-211	84.9

USUAL STARTERS

OFFENSE	DEFENSE
WR Chad Ochocinco	LE Bryan Robinson
LT Andrew Whitworth	LDT Sam Adams
LG Levi Jones	RDT John Thornton
C Eric Steinbach	RE Justin Smith
RG Eric Ghacik	SLB Rashad Jeanty
RB Bobbie Williams	MLB Brian Simmons
RT Willie Anderson	Ahmad Brooks
TE Reggie Kelly	Caleb Miller
WR T.J. Houshmandzadeh	WLB Landon Johnson
QB Carson Palmer	LCB Johnathan Joseph
HB Rudi Johnson	DLT Deltha O'Neal
FB Jeremi Johnson	RCB Tony James
	SS Dexter Jackson
	FS Kevin Kaesviharn
	FS Madieu Williams

DEFENSE*	ST	AT	TT	Sks-Yds	PD	FF	FR-Yds
L. Johnson	73	34	107	0.5-4	5	3	0-0
Miller	61	30	91	1-7	3	1	1-0
M. Williams	63	19	82	0-0	13	1	0-0
J. Smith	49	31	80	7.5-50.5	3	1	2-0
Simmons	34	27	61	0-0	5	1	1-0
Kaesviharn	46	14	60	4-23	9	1	0-0
Joseph	45	12	57	0-0	20	0	1-0
Jackson	39	16	55	1-4	4	0	1-0
Jeanty	35	20	55	0-0	2	1	0-0
James	34	9	43	0-0	14	0	0-0
Thornton	28	15	43	2-13	3	1	1-0
Peko	21	22	43	2.5-19	0	1	0-0
Robinson	29	13	42	3-14	2	1	0-0
Geathers	28	14	42	10.5-62.5	0	0	0-0
O'Neal	30	7	37	0-0	10	0	1-0
A. Brooks	20	9	29	1-6	2	0	0-0
Ratiff	13	4	17	0-0	2	0	0-0
Adams	10	4	14	2-8	0	0	0-0
S. Smith	6	4	10	0-0	1	0	0-0
Fanene	4	0	4	0-0	0	0	0-0
H. Jones	2	2	4	0-0	0	0	0-0
Frazier	2	1	3	0-0	1	0	0-0
Kilmer	2	1	3	0-0	1	0	0-0
Wilkins	1	0	1	0-0	0	0	0-0
Pollack	0	1	1	0-0	0	0	0-0

SPECIAL TEAMS*	ST	AT	TT	FF	FR-Yds	BP	BFG	BXP
H. Jones	12	6	18	1	0-0	0	0	0
Kilmer	12	4	16	0	1-0	0	0	0
Stewart	8	6	14	0	2-0	0	0	0
Wilkins	8	6	14	0	0-0	0	0	0
Watson	8	2	10	0	0-0	0	0	0
Frazier	6	4	10	0	0-0	0	0	0
Miller	5	5	10	0	0-0	0	0	0
M. Williams	5	3	8	1	0-0	0	0	0
L. Johnson	5	1	6	0	0-0	0	0	0
Jeanty	4	1	5	0	1-0	0	0	0
Busing	3	1	4	0	0-0	0	0	0
Kaesviharn	3	1	4	0	0-0	0	0	0
T. Perry	2	0	2	0	0-0	0	0	0
Washington	2	0	2	0	0-0	0	0	0
A. Brooks	1	1	2	0	0-0	0	0	0
Holt	1	1	2	0	0-0	0	0	0
Ratiff	1	1	2	0	0-0	0	0	0
Graham	1	0	1	0	0-0	0	0	0
G. Brooks	0	1	1	0	0-0	0	0	0
Joseph	0	0	0	0	0-0	0	0	1
Thornton	0	0	0	0	0-0	0	0	1

MISCELLANEOUS DEFENSE*

Player	ST	AT	TT	FF	FR-Yds
Palmer	3	0	3	0	0-0
Steinbach	2	1	3	0	0-0
Ghacik	2	0	2	0	0-0
J. Johnson	2	0	2	0	0-0
Kelly	2	0	2	0	0-0
Anderson	1	0	1	0	0-0
Andrews	1	0	1	0	0-0
Henry	1	0	1	0	0-0
Houshmandzadeh	1	0	1	0	0-0
L. Jones	1	0	1	0	0-0

*NOTE: The defensive, special teams and miscellaneous stats listed above may differ from the information listed in individual player biographies. Press box stats were used for the above 2006 totals while coaches' stats were used for the biographies.

2007 FINAL STATISTICS (7-9-0)

Head Coach: Marvin Lewis

Date	W/L	Score	Opponent	Att
Sept. 10	W	27-20	Baltimore	66,093
Sept. 16	L	45-51	at Cleveland	72,801
Sept. 23	L	21-24	at Seattle	68,110
Oct. 1	L	13-34	New England	66,113
Oct. 14	L	20-27	at Kansas City	76,846
Oct. 21	W	38-31	New York Jets	65,868
Oct. 28	L	13-24	Pittsburgh	66,188
Nov. 4	L	21-33	at Buffalo	70,745
Nov. 11	W	21-7	at Baltimore	71,130
Nov. 18	L	27-35	Arizona	65,403
Nov. 25	W	35-6	Tennessee	65,489
Dec. 2	L	10-24	at Pittsburgh	58,842
Dec. 9	W	19-10	St. Louis	65,143
Dec. 15	L	13-20	at San Francisco	68,053
Dec. 23	W	19-14	Cleveland	66,023
Dec. 30	W	38-25	at Miami	70,461

TEAM STATISTICS

	Bengals	Opponents
TOTAL FIRST DOWNS	320	313
Rushing	81	98
Passing	213	200
Penalty	26	15
3rd Down: Made-Att	96-208	86-201
3rd Down Pct.	46.2	42.8
4th Down: Made-Att	4-12	9-17
4th Down Pct.	33.3	52.9
POSSESSION AVG.	29:26	30:34
TOTAL NET YARDS	5568	5580
Avg. Per Game	348.0	348.8
Total Plays	1008	1011
Avg. Per Play	5.5	5.5
NET YARDS RUSHING	1556	1893
Avg. Per Game	97.3	116.3
Total Rushes	416	449
NET YARDS PASSING	4012	3687
Avg. Per Game	250.8	230.4
Sacked-Yards Lost	17-119	22-128
Gross Yards	4131	3815
Att.-Completions	575-373	540-353
Completion Pct.	64.9	65.4
Had Intercepted	20	19
PUNTS-AVERAGE	59-41.3	58-39.7
Net Punting Avg.	35.2	36.7
PENALTIES-YARDS	90-670	88-712
FUMBLES-BALL LOST	20-10	28-16
TOUCHDOWNS	41	44
Rushing	10	11
Passing	26	29
Returns	5	4

Score by Periods	1	2	3	4	OT	Tot
Bengals	78	109	90	103	0	380
Opponents	64	146	68	107	0	385

SCORING	Td	Ru	Rc	Rt	K-PAT	FG	S	TP
Graham	0	0	0	0	37	31-34	0	130
Houshmandzadeh	—	—	—	—	—	—	—	—
Ochocinco	12	0	12	0	—	—	—	0 72
Watson	8	0	8	0	—	—	—	0 48
R. Johnson	4	3	1	0	—	—	—	0 26
Henry	2	0	2	0	—	—	—	0 12
Holt	2	0	1	1	—	—	—	0 12
Chatman	1	0	1	0	—	—	—	0 6
Dorsey	1	0	1	0	—	—	—	0 6
J. Johnson	1	0	1	0	—	—	—	0 6
L. Johnson	1	0	1	0	—	—	—	0 6
Joseph	1	0	1	0	—	—	—	0 6
Ndukwe	1	0	1	0	—	—	—	0 6
Marshall	0	0	0	0	—	—	—	1 2
Larson	0	0	0	0	0-1	0-0	0	0 0
Bengals	41	10	26	5	37-38	31-34	1	380
Opponents	44	11	29	4	42-42	25-27	0	385

*Includes a two-point conversion.
Two-point conversions: R. Johnson. Bengals 1-3; Opponents 2-2.

PASSING	Att	Cmp	Yds	Cmp %	Yds/Att	TD	Int	Sack-Lost	Rat
Palmer	575	373	4131	64.9	7.18	26	4.5	20 3.5	70t 17-119
Bengals	575	373	4131	64.9	7.18	26	4.5	20 3.5	70t 17-119
Opponents	540	353	3815	65.4	7.06	29	5.4	19 3.5	73 22-128

RUSHING	No	Yds	Avg	Lg	TD
Watson	178	763	4.3	24	7
R. Johnson	170	497	2.9	22	3
Dorsey	21	183	8.7	45	0
Ochocinco	6	47	7.8	16	0
J. Johnson	7	25	3.6	12	0
Houshmandzadeh	5	14	2.8	8	0
Palmer	24	10	0.4	10	0
T. Perry	1	9	9.0	9	0
Chatman	1	5	5.0	5	0
Holt	2	2	1.0	1	0
Green	1	1	1.0	1	0
Bengals	416	1556	3.7	45	10
Opponents	449	1893	4.2	66t	11

RECEIVING	No	Yds	Avg	Lg	TD
Houshmandzadeh	112	1143	10.2	42t	12
Ochocinco	93	1440	15.5	70t	8
Watson	52	374	7.2	43	0
Henry	21	343	16.3	52t	2
Kelly	20	211	10.6	26	0
Chatman	19	149	7.8	15	1
Holt	16	143	8.9	22	1
R. Johnson	13	110	8.5	33	1
Coats	12	122	10.2	25	0
J. Johnson	6	32	5.3	14	1
Dorsey	4	19	4.8	17	0
Green	3	33	11.0	18	0
T. Perry	1	7	7.0	7	0
M. Maxwell	1	5	5.0	5	0
Bengals	373	4131	11.1	70t	26
Opponents	353	3815	10.8	73	29

INTERCEPTIONS	No	Yds	Avg	Lg	TD
Hall	5	16	3.2	12	0
Joseph	4	76	19.0	42t	1
Ndukwe	3	44	14.7	44	0
M. Williams	2	40	20.0	35	0
Jackson	2	7	3.5	7	0
Geathers	1	30	30.0	30	0
O'Neal	1	7	7.0	7	0
Myers	1	0	0.0	0	0
Bengals	19	220	11.6	44	1
Opponents	20	294	14.7	55t	3

PUNTING	No	Yds	Avg	Net	TB	In20	Lg	B
Larson	59	2437	41.3	35.2	3	21	55	0
Bengals	59	2437	41.3	35.2	3	21	55	0
Opponents	58	2302	39.7	36.7	2	20	58	1

PUNT RETURNS	Ret	FC	Yds	Avg	Lg	TD
Chatman	18	8	93	5.2	19	0
Green	9	10	38	4.2	9	0
Bengals	27	18	131	4.9	19	0
Opponents	33	10	299	9.1	63t	1

KICKOFF RETURNS	No	Yds	Avg	Lg	TD
Holt	59t	1432	24.3	100t	1
T. Perry	7	145	20.7	26	0
Kelly	3f	38	12.7	15	0
Chatman	2	49	24.5	34	0
Dorsey	2	20	10.0	20	0
Bengals	73	1684	23.1	100t	1
Opponents	76	1732	22.8	85	0

FIELD GOALS	1-19	20-29	30-39	40-49	50+
Graham	1-1	11-12	13-13	6-7	0-1
Bengals	1-1	11-12	13-13	6-7	0-1
Opponents	1-1	11-11	9-9	3-4	1-2

FIELD GOAL ATTEMPTS BY GAME:
Graham: (53N, 23G, 40G) (20G) (43G, 24G) (40G, 42G) (33G, 36G) (20G) (31G, 20G) (-) (34G, 19G, 22G, 35G, 35G, 21G, 33G) (41G, 38G) (26N) (43N, 24G) (27G, 38G, 32G, 46G) (24G, 35G) (29G, 36G) (30G).
Opponents: (36G, 23G) (39G, 39G, 18G) (23G) (31G, 36G) (32G, 20G) (24G, 35G, 43G) (40G) (23G, 21G, 29G, 38G) (-) (54N) (28G, 23G) (21G) (40N, 50G) (29G, 38G) (-) (49G).

USUAL STARTERS

OFFENSE	DEFENSE
WR Chad Ochocinco	LE Robert Geathers
LT Levi Jones	LD Donata Peko
LG Andrew Whitworth	RDT John Thornton
C Eric Gholston	SLB Justin Smith
RT Bobbie Williams	SLB Rashad Jeanty
RG Stacy Andrews,	MLB Landon Johnson,
Willie Anderson	Anthony Schlegel
TE Reggie Kelly	WLB Brian Jones,
WR T.J. Houshmandzadeh	Landon Johnson
QB Carson Palmer	LCB Deltha O'Neal,
HB Rudi Johnson	Johnathan Joseph
Kenny Watson	RCB Leon Hall,
FB Jeremi Johnson	Johnathan Joseph
	Dexter Jackson,
	Madieu Williams

DEFENSE*	ST	AT	TT	FF	FR
L. Johnson	66	38	104	1-8	4 0 2-34
Dh. Jones	56	30	86	1-2	3 2 0-0
Smith	49	29	78	2-6	3 0 0-0
Jackson	43	28	71	0.5-3.5	3 1 2-19
M. Williams	57	13	70	2-4	7 1 1-2
Hall	48	13	61	0-0	12 1 0-0
Joseph	45	13	58	0-0	15 0 0-0
O'Neal	48	4	52	0-0	9 1 1-0
Peko	36	16	52	1.5-3.5	1 0 1-0
Geathers	25	22	47	3.5-26	3 1 1-0
Ndukwe	27	8	35	2-15	6 1 1-54
Myers	20	13	33	1-4	2 0 0-0
Thornton	24	8	32	1-6	1 0 1-0
Jeanty	21	10	31	0-0	1 1 2-0
Schlegel	16	13	29	0-0	0 0 0-0
Robinson	13	7	20	1.5-11	2 1 0-0
White	10	3	13	0-0	4 0 0-0
Miller	7	1	8	0-0	3 0 0-0
Rucker	7	1	8	0-0	1 1 0-0
Marshall	5	2	7	1-6	1 1 0-0
Adams	6	0	6	1-7	0 0 0-0
Brooks	5	1	6	1-7	0 0 1-0
Fanene	4	1	5	1-8	1 0 1-0
Busing	3	1	4	0-0	0 0 0-0
H. Jones	3	1	4	0-0	0 0 0-0
Mays	0	3	3	0-0	1 0 0-0
Da. Jones	1	0	1	0-0	0 0 0-0
Ratiff	1	0	1	0-0	0 0 0-0
(SPECIAL)					1-11

SPECIAL TEAMS*	ST	AT	TT	FF	FR
Player	ST	AT	TT	FF	BFG BXP
H. Jones	13	2	15	0	0-0 0 0 0 0
Mays	5	6	11	0	0-0 0 0 0 0
Busing	7	3	10	0	0-0 0 0 0 0
Hall	8	1	9	0	0-0 0 0 0 0
Adams	7	2	9	0	0-0 0 0 0 0
Ndukwe	7	2	9	0	0-0 0 0 0 0
Jeanty	5	2	7	1	0-0 0 0 0 0
White	5	2	7	0	1-0 0 0 0 0
Coats	6	0	6	0	0-0 0 0 0 0
Manning	4	2	6	0	0-0 0 0 0 0
L. Johnson	5	0	5	0	0-0 0 0 0 0
Joseph	4	0	4	0	0-0 0 0 0 0
Miller	4	0	4	0	0-0 0 0 0 0
M. Williams	1	3	4	0	0-0 0 0 0 0
Dawson	3	0	3	0	0-0 0 0 0 0
Dh. Jones	2	1	3	0	0-0 0 0 0 0
Schlegel	1	2	3	0	0-0 0 0 0 0
J. Maxwell	0	3	3	0	0-0 0 0 0 0
M. Maxwell	2	0	2	0	0-0 0 0 0 0
Holt	0	2	2	0	0-0 0 0 0 0
Dorsey	1	0	1	0	0-0 1 0 0 0
Jackson	1	0	1	0	0-0 0 0 0 0
Da. Jones	1	0	1	0	0-0 0 0 0 0
Marshall	1	0	1	0	0-0 0 0 0 0
Frazier	0	1	1	0	0-0 0 0 0 0
Larson	0	1	1	0	0-0 0 0 0 0
T. Perry	0	1	1	0	0-0 0 0 0 0

MISCELLANEOUS DEFENSE*

Player	ST	AT	TT	FF	FR
Andrews	1	0	1	0	0-0
Holt	1	0	1	0	0-0
Houshmandzadeh	8	0	8	0	0-0
J. Johnson	1	0	1	0	0-0
Dh. Jones	1	0	1	0	0-0
L. Jones	1	0	1	0	0-0
Manning	1	0	1	0	0-0
M. Maxwell	1	0	1	0	0-0
Ndukwe	1	0	1	0	0-0
Palmer	1	0	1	0	0-0
Watson	3	0	3	0	0-0
Bo. Williams	1	0	1	0	0-0

*NOTE: The defensive, special teams and miscellaneous stats listed above may differ from the information listed in individual player biographies. Press box stats were used for the above 2007 totals while coaches' stats were used for the biographies.

2008 FINAL STATISTICS (4-11-1)

Head Coach: Marvin Lewis				
Date	W/L	Score	Opponent	Att
Sept. 7	L	10-17	at Baltimore	70,978
Sept. 14	L	7-24	Tennessee	64,540
Sept. 21	L	23-26*	at N.Y. Giants	79,276
Sept. 28	L	12-20	Cleveland	65,541
Oct. 5	L	22-31	at Dallas	62,655
Oct. 12	L	14-26	at N.Y. Jets	78,161
Oct. 19	L	10-38	Pittsburgh	65,860
Oct. 26	L	6-35	at Houston	70,112
Nov. 2	W	21-19	Jacksonville	64,238
Nov. 16	T	13-13*	Philadelphia	64,633
Nov. 20	L	10-27	at Pittsburgh	58,854
Nov. 30	L	3-34	Baltimore	63,871
Dec. 7	L	3-35	at Indianapolis	66,402
Dec. 14	W	20-13	Washington	63,996
Dec. 21	W	14-0	at Cleveland	72,361
Dec. 28	W	16-6	Kansas City	63,984

*Overtime

TEAM STATISTICS		Bengals	Opponents
TOTAL FIRST DOWNS		245	296
Rushing		80	106
Passing		145	169
Penalty		20	21
3rd Down: Made-Att		82-236	93-218
3rd Down Pct.		34.7	42.7
4th Down: Made-Att		7-14	5-11
4th Down Pct.		50.0	45.5
POSSESSION AVG.		28:40	31:20
TOTAL NET YARDS		3926	5208
Avg. Per Game		245.4	325.5
Total Plays		984	1013
Avg. Per Play		4.0	5.1
NET YARDS RUSHING		1520	1921
Avg. Per Game		95.0	120.1
Total Rushes		420	490
NET YARDS PASSING		2406	3287
Avg. Per Game		150.4	205.4
Sacked-Yards Lost		51-271	17-122
Good Yards		2677	3409
Att.-Completions		513-303	506-315
Completion Pct.		59.1	62.3
Had Intercepted		15	12
PUNTS-AVERAGE		101-39.1	79-43.6
Net Punting Avg.		34.1	37.6
PENALTIES-YARDS		75-591	102-772
FUMBLES-BALL LOST		27-11	20-12
TOUCHDOWNS		20	43
Rushing		6	15
Passing		11	23
Returns		3	5

Score by Periods	1	2	3	4	OT	Total
Bengals	51	92	20	41	0	204
Opponents	54	94	82	131	3	364

SCORING	TD	R	RC	Rt	K-PAT	FG	S	TP
Graham	0	0	0	0	15-21	21-24	0	78
Houshmandzadeh	4	0	0	0	—	—	0	24
Ochocinco	4	0	0	0	—	—	0	24
Benson	2	2	0	0	—	—	0	12
Fitzpatrick	2	2	0	0	—	—	0	12
Henry	2	0	2	0	—	—	0	12
Perry	2	2	0	0	—	—	0	12
Hall	1	0	0	1	—	—	0	6
Holt	1	0	1	0	—	—	0	6
Joseph	1	0	0	1	—	—	0	6
Ndukwe	1	0	0	1	—	—	0	6
Rayner	0	0	0	0	3-3	1-1	0	6
Bengals	20	6	11	3	18-18	22-25	0	204
Opponents	43	15	23	5	40-40	22-23	0	364

Two-point conversions: None. Bengals 0-2; Opponents 0-3.

RUSHING	No	Yds	Avg	Lg	TD
Benson	214	747	3.5	46	2
Fitzpatrick	60	304	5.1	22	2
Perry	104	269	2.6	25	2
Watson	13	55	4.2	7	0
Caldwell	5	53	10.6	26	0
C. Palmer	6	38	6.3	15	0
Ja. Johnson	9	29	3.2	12	0
Houshmandzadeh	1	9	9.0	9	0
Dorsey	5	8	1.6	7	0
Chatman	2	4	2.0	2	0
J. Palmer	1	4	4.0	4	0

Bengals	420	1520	3.6	46	6
Opponents	490	1921	3.9	51	15

RECEIVING	No	Yds	Avg	Lg	TD
Houshmandzadeh	92	904	9.8	46	4
Ochocinco	53	540	10.2	26	4
Kelly	31	207	6.7	31	0
Chatman	21	194	9.2	25	0
Benson	20	185	9.3	79	0
Perry	20	71	3.6	12	0
Henry	19	220	11.6	22	2
Utecht	16	123	7.7	14	0
Caldwell	11	78	7.1	15	0
Ja. Johnson	6	47	7.8	16	0
Holt	3	26	8.7	10	1
Watson	3	4	1.3	3	0
Dorsey	2	49	24.5	36	0
Coats	2	19	9.5	11	0
Lawrie	2	11	5.5	7	0
Simpson	1	2	2.0	2	0
Fitzpatrick	1	-3	-3.0	-3	0

Bengals	303	2677	8.8	79	11
Opponents	315	3409	10.8	70	23

INTERCEPTIONS	No	Yds	Avg	Lg	TD
Hall	3	87	29.0	50	1
B. Johnson	2	35	17.5	35	0
Rivers	1	39	39.0	39	0
Crocker	1	22	22.0	22	0
Joseph	1	22	22.0	22	0
Dh. Jones	1	13	13.0	13	0
Ndukwe	1	12	12.0	12	0
Lynch	1	6	6.0	6	0
White	1	0	0.0	0	0

Bengals	12	236	19.7	50	1
Opponents	15	279	18.6	85	2

PUNTING	No	Yds	Avg	Net	TB	In20	Lg	B
Larson	100	3945	39.5	34.1	3	28	57	1

Bengals	101	3945	39.1	34.1	3	28	57	1
Opponents	79	3443	43.6	37.6	11	22	70	1

PUNT RETURNS	Ret	FC	Yds	Avg	Lg	TD
Chatman	21	5	158	7.5	34	0
Houshmandzadeh	8	2	79	9.9	15	0
Hall	3	0	16	5.3	12	0

Bengals	32	7	253	7.9	34	0
Opponents	48	22	436	9.1	73	1

KICKOFF RETURNS	No	Yds	Avg	Lg	TD
Holt	46	1110	24.1	60	0
Caldwell	13	338	26.0	43	0
Watson	4	63	15.8	24	0
Coats	1	18	18.0	18	0
Hall	1	1	1.0	1	0
Ja. Johnson	1	13	13.0	13	0
Simpson	1	8	8.0	8	0

Bengals	67	1551	23.1	60	0
Opponents	47	1059	22.5	87	0

FIELD GOALS	1-19	20-29	30-39	40-49	50+
Graham	1-1	5-5	6-7	9-11	0-0
Rayner	0-0	1-1	0-0	0-0	0-0

Bengals	1-1	6-6	6-7	9-11	0-0
Opponents	0-0	12-12	6-6	3-4	1-1

43G, 47N, 26G, 21G, 19G, 32G, 45G, 48N)	
(38G, 30G, 43G): Rayner: (-) (-) (-) (-) (-) (-)	
(26G) (-) (-) (-) (-) (-) (-) (-) (-)	
Opponents: (47N, 21G) (34G) (24G, 46G, 26G, 22G) (25G, 29G) (30G) (38G, 43G) (21G) (-)	
(52G, 26G) (42G, 27G) (37G, 38G) (27G, 21G) (-)	
(23G, 36G) (-) (-)	


PASSING	Att	Cmp	Yds	Cmp %	Yds/Att	TD	TD %	Int	Lg	Sack-Lost	Rat	
Fitzpatrick	372	221	1905	59.4	5.12	8	2.2	9	2.4	79	38-193	70.0
C. Palmer	129	75	731	58.1	5.67	3	2.3	4	3.1	36	11-67	69.0
J. Palmer	12	7	41	58.3	3.42	0	0.0	2	16.7	13	2-11	25.3
Bengals	513	303	2677	59.1	5.22	11	2.1	15	2.9	79	51-271	68.0
Opponents	506	315	3409	62.3	6.74	23	4.5	12	2.4	70	17-122	87.3

USUAL STARTERS

OFFENSE	DEFENSE
WR Chad Ochocinco	LB Robert Geathers
LT Levi Jones	LDT Domata Peko
Anthony Collins	RDT John Thornton
LG Andrew Whitworth	Pat Sims
Nate Livings	RE Antwan Odom
C. Eric Gholston	SLB Rashad Jeanty
RG Bobbie Williams	MLB Dhan Jones
RT Stacy Andrews	Brandon Johnson
TE Reggie Kelly	Keith Rivers
WR T.J. Houshmandzadeh	LCB Johnathan Joseph
QB Ryan Fitzpatrick	David Jones
HB Cedric Benson	Leon Hall
Chris Perry	Chinedum Ndukwe
FB (no player started more than 4 games)	Marvin White
	Chris Crocker

DEFENSE*	ST	AT	TT	FF	Yds	PD	FF	FR-Yds
Dh. Jones	73	41	114	0-0	8	1	1	0
Jeanty	54	32	86	0-0	2	2	0	0
B. Johnson	42	35	77	1.5-4.5	4	0	0	0
Hall	57	14	71	0-0	24	0	1	0
White	52	15	67	0-0	4	0	0	0
Peko	29	38	67	0.5-0.5	2	0	0	0
Ndukwe	42	21	63	3-2.5	4	0	1	15
Joseph	31	11	42	0-0	13	1	1	65
Da. Jones	33	5	38	0-0	6	0	1	12
Geathers	22	16	38	2.5-19.5	1	1	1	0
Rivers	24	12	36	0-0	1	1	1	0
Sims	22	13	35	1-2	0	0	0	0
Crocker	25	9	34	1.5-10.5	2	1	0	0
Fanene	21	10	31	0-0	0	0	0	0
Thornton	24	6	30	3-2.5	2	0	0	0
Odom	19	7	26	3-2.5	2	2	0	0
Rucker	15	8	23	1-7	1	1	1	6
Jackson	14	7	21	0-0	1	0	0	0
Fletcher	13	2	15	0-0	3	0	1	0
Hebert	8	7	15	0-0	0	0	1	0
Harris	4	10	14	0-0	0	0	0	0
Blackstock	7	6	13	0-0	0	0	0	0
Castille	5	2	7	0-0	1	0	0	0
Mays	3	2	4	0-0	0	1	1	0
Shirley	2	2	4	0-0	0	0	0	0
Lynch	3	0	3	0-0	1	0	0	0
Doss	1	1	2	0-0	1	0	0	0
Henderson	1	1	2	0-0	0	0	0	0
Busing	1	0	1	0-0	0	0	0	0

SPECIAL TEAMS*				FR-				
Player	ST	AT	TT	FF	Yds	BP	BFG	BXP
Hebert	14	7	21	0-0	0	0	0	0
Jeanty	9	4	13	1-0	0	0	0	0
Mays	8	3	11	0-0	0	0	0	0
St. Louis	6	2	8	0-0	0	0	0	0
Blackstock	3	4	7	0-0	0	0	0	0
B. Johnson	4	2	6	0-0	0	0	0	0
Lynch	2	4	6	0-0	0	0	0	0
Busing	3	2	5	0-0	0	0	0	0
Da. Jones	3	2	5	0-0	0	0	0	0
Hall	4	0	4	0-0	0	0	0	0
H. Jones	4	0	4	0-0	0	0	0	0
Hodges	1	2	3	0-0	0	0	0	0
J. Maxwell	1	2	3	0-0	0	0	0	0
Watson	0	3	3	0-0	0	0	0	0
Holt	2	0	2	0-0	0	0	0	0
Dh. Jones	2	0	2	0-0	0	0	0	0
Larson	2	0	2	0-0	0	0	0	0
Pope	2	0	2	0-0	0	0	0	0
Graham	1	1	2	0-0	0	0	0	0
Caldwell	1	0	1	0-0	0	0	0	0
Fletcher	1	0	1	0-0	0	0	0	0
Mallard	1	0	1	0-0	0	0	0	0
Nelkwe	1	0	1	0-0	0	0	0	0
White	1	0	1	0-0	0	0	0	0
Coats	0	1	1	0-0	0	0	0	0
Harrington	0	1	1	0-0	0	0	0	0
Lawrie	0	1	1	0-0	0	0	0	0
Rivers	0	1	1	0-0	0	0	0	0

A full-page photograph of Boomer Esiason, a former NFL quarterback for the Cincinnati Bengals. He is wearing the team's black jersey with orange tiger-stripe sleeves and white pants with orange stripes. He is holding a brown football with both hands, ready to throw. The background shows a blurred crowd of spectators in a stadium.

Boomer Esiason

RECORDS

BENGALS INDIVIDUAL RECORDS (REGULAR SEASON)

SERVICE

MOST SEASONS

16	Ken Anderson	1971-86
15	Ken Riley	1969-83
14	Reggie Williams	1976-89
13	Jim Breech	1980-92
13	Anthony Muñoz	1980-92
13	Joe Walter	1985-97
13	Rich Brahm	1994-2006

GAMES PLAYED/CAREER

207	Ken Riley	1969-83
206	Reggie Williams	1976-89
192	Ken Anderson	1971-86
188	Tim Krumrie	1983-94
185	Anthony Muñoz	1980-92

CONSECUTIVE GAMES PLAYED

169	Lee Johnson	1988-98
149	Pat McNally	1976-85
137	Reggie Williams	1980-89
122	Tim Krumrie	1987-94
117	Tony McGee	1993-2001

SCORING

TOTAL POINTS

CAREER	1,151	Jim Breech	1980-92
	682	Shayne Graham	2003-08
	660	Doug Pelfrey	1993-99
	549	Horst Muhlmann	1969-74
	420	Pete Johnson	1977-83

SEASON	131	Shayne Graham	2005
(Total)	130	Shayne Graham	2007
	122	Shayne Graham	2004
	121	Doug Pelfrey	1995
	120	Jim Breech	1985

SEASON	8.19	Shayne Graham (131p/16g)	2005
(Avg. per game)	8.13	Shayne Graham (130p/16g)	2007
	7.93	Horst Muhlmann (111p/14g)	1972
	7.71	Horst Muhlmann (108p/14g)	1970
	7.63	Shayne Graham (122p/16g)	2004

GAME	24	Larry Kinnebrew, Oct. 28, 1984 at Houston
	24	Corey Dillon, Dec. 4, 1997 vs. Tennessee
	21	Shayne Graham, Nov. 11, 2007 at Baltimore
	19	Horst Muhlmann, Nov. 8, 1970 at Buffalo
	19	Horst Muhlmann, Dec. 17, 1972 at Houston

TOUCHDOWNS

CAREER	70	Pete Johnson	1977-83
	64	James Brooks	1984-91
	64	Carl Pickens	1992-99
	53	Isaac Curtis	1973-84
	53	Chad Ochocinco	2001-08

SEASON	17	Carl Pickens	1995
	16	Pete Johnson	1981
	15	Pete Johnson	1979
	15	Ickey Woods	1988
	14	Pete Johnson	1983
	14	James Brooks	1988

GAME	4	Larry Kinnebrew, Oct. 28, 1984 at Houston
	4	Corey Dillon, Dec. 4, 1997 vs. Tennessee
	3	(many times; most recent: Chad Ochocinco, Nov. 25, 2007 vs. Tennessee)

MOST GAMES WITH AT LEAST 1 TOUCHDOWN

CONSECUTIVE	10	Carl Pickens, Nov. 27, 1994-Oct. 1, 1995
	8	T.J. Houshmandzadeh, Sept. 10-Nov. 4, 2007
	6	Stan Fritts, Nov. 17, 1975-Dec. 21, 1975
	6	Rudi Johnson, Nov. 6-Dec. 18, 2005
	5	Pete Johnson, Nov. 1, 1981-Nov. 29, 1981
	5	Ickey Woods, Sept. 25, 1988-Oct. 23, 1988

POINTS AFTER TOUCHDOWNS

CAREER	476	Jim Breech	1980-92
	220	Shayne Graham	2003-08
	201	Doug Pelfrey	1993-99
	189	Horst Muhlmann	1969-74
	130	Chris Bahr	1976-79

SEASON	56	Jim Breech	1988
	50	Jim Breech	1986
	49	Jim Breech	1981
	48	Jim Breech	1985
	47	Shayne Graham	2005

GAME	8	Jim Breech, Oct. 29, 1989 vs. Tampa Bay
	7	(6 times; most recent: Shayne Graham, Nov. 28, 2004 vs. Cleveland)

FIELD GOALS

CAREER	225	Jim Breech	1980-92
	154	Shayne Graham	2003-08
	153	Doug Pelfrey	1993-99
	120	Horst Muhlmann	1969-74
	62	Chris Bahr	1976-79

SEASON	31	Shayne Graham	2007
(Total)	29	Doug Pelfrey	1995
	28	Doug Pelfrey	1994
	28	Shayne Graham	2005
	27	Horst Muhlmann	1972
	27	Shayne Graham	2004

SEASON	1.94	Shayne Graham (31fg/16g)	2007
(Avg. per game)	1.93	Horst Muhlmann (27fg/14g)	1972
	1.81	Doug Pelfrey (29fg/16g)	1995
	1.78	Horst Muhlmann (25fg/14g)	1970

GAME	7	Shayne Graham, Nov. 11, 2007 at Baltimore
	6	Doug Pelfrey, Nov. 6, 1994 at Seattle
	5	Horst Muhlmann, Nov. 8, 1970 at Buffalo
	5	Horst Muhlmann, Sept. 24, 1972 vs. Pittsburgh
	5	Jim Breech, Nov. 1, 1987 vs. Houston
	5	Doug Pelfrey, Oct. 10, 1993 at Kansas City
	5	Doug Pelfrey, Sept. 3, 1995 at Indianapolis

CONSECUTIVE FIELD GOALS

21	Shayne Graham	2007
17	Shayne Graham	2005-06
13	Jim Breech	1990
13	Doug Pelfrey	1993
13	Doug Pelfrey	1995
13	Shayne Graham	2004

LONGEST FIELD GOALS

55	Chris Bahr, Sept. 23, 1979 vs. Houston
54	Doug Pelfrey, Dec. 24, 1994 vs. Philadelphia
54	Neil Rackers, Sept. 8, 2002 vs. San Diego
53	(5 times; most recent: Shayne Graham, Oct. 25, 2004 vs. Denver)

FIELD GOAL PERCENTAGE

CAREER	87.5	Shayne Graham (154-176)	2003-08
	77.3	Doug Pelfrey (153-198)	1993-99
	71.9	Jim Breech (225-313)	1980-92
	64.5	Horst Muhlmann (120-186)	1969-74
	57.9	Chris Bahr (62-107)	1976-79

NOTE: Minimum 75 attempts.

SEASON	91.2	Shayne Graham (31-34)	2007
	88.0	Shayne Graham (22-25)	2003
	75.5	Shayne Graham (28-32)	2005
	87.5	Shayne Graham (21-24)	2008
	87.1	Shayne Graham (27-31)	2004

NOTE: Minimum one attempt per game in season.

CAREER FIELD GOAL PCT. BY DISTANCE

1-19	96.6	Horst Muhlmann (28-29)	1969-74
		NOTE: Minimum 25 attempts.	
20-29	98.0	Shayne Graham (48-49)	2003-08
	94.1	Doug Pelfrey (48-51)	1993-99
	92.3	Jim Breech (84-91)	1980-92
	78.1	Chris Bahr (25-32)	1976-79

NOTE: Minimum 25 attempts.

30-39	91.9	Shayne Graham (57-62).....	2003-08
	83.8	Jim Breech (83-99).....	1980-92
	78.1	Doug Pelfrey (50-64).....	1993-99

NOTE: Minimum 25 attempts.

40-49	82.4	Shayne Graham (42-51).....	2003-08
	69.4	Doug Pelfrey (43-62).....	1993-99
	50.5	Jim Breech (46-91).....	1980-92

NOTE: Minimum 25 attempts.

50+	47.1	Doug Pelfrey (8-17).....	1993-99
	41.7	Chris Bahr (5-12).....	1976-79
	41.7	Shayne Graham (5-12).....	2003-08

NOTE: Minimum 10 attempts.

SAFETIES

CAREER	2	Reggie Williams.....	1976-89
	2	Alfred Williams.....	1991-94

RUSHING

TOTAL RUSHING ATTEMPTS

CAREER	1,865	Corey Dillon.....	1997-2003
	1,441	Rudi Johnson.....	2001-07
	1,402	Pete Johnson.....	1977-83
	1,344	James Brooks.....	1984-91
	968	Harold Green.....	1990-95

SEASON	361	Rudi Johnson.....	2004
	341	Rudi Johnson.....	2006
	340	Corey Dillon.....	2001
	337	Rudi Johnson.....	2005
	315	Corey Dillon.....	2000

GAME	43	Rudi Johnson, Nov. 9, 2003 vs. Houston
	39	Corey Dillon, Dec. 4, 1997 vs. Tennessee
	38	Pete Johnson, Dec. 4, 1983 at Pittsburgh
	38	Cedric Benson, Dec. 21, 2008 at Cleveland
	35	Corey Dillon, Nov. 1, 1998 vs. Denver
	35	Corey Dillon, Dec. 3, 2000 vs. Arizona

RUSHING YARDS

CAREER	8,061	Corey Dillon.....	1997-2003
	6,447	James Brooks.....	1984-91
	5,742	Rudi Johnson.....	2001-07
	5,421	Pete Johnson.....	1977-83
	3,727	Harold Green.....	1990-95

SEASON	1,458	Rudi Johnson.....	2005
	1,454	Rudi Johnson.....	2004
	1,435	Corey Dillon.....	2000
	1,315	Corey Dillon.....	2001
	1,311	Corey Dillon.....	2002

GAME	278	Corey Dillon, Oct. 22, 2000 vs. Denver
	246	Corey Dillon, Dec. 4, 1997 vs. Tennessee
	216	Corey Dillon, Dec. 3, 2000 vs. Arizona
	202	Rudi Johnson, Nov. 28, 2004 vs. Cleveland
	201	James Brooks, Dec. 23, 1990 vs. Houston
	192	Corey Dillon, Dec. 12, 1999 vs. Cleveland
	190	Harold Green, Dec. 20, 1992 vs. New England
	184	Corey Dillon, Oct. 28, 2001 at Detroit
	182	Rudi Johnson, Nov. 9, 2003 vs. Houston
	174	Rudi Johnson, Dec. 14, 2003 vs. San Francisco

AVERAGE YARDS PER RUSHING ATTEMPT

CAREER	5.6	Ken Anderson.....	1971-86
	5.3	Jeff Blake.....	1994-99
	4.8	James Brooks.....	1984-91
	4.6	Ickey Woods.....	1988-91
	4.5	Essex Johnson.....	1968-75

NOTE: Minimum 100 attempts.

RUSHING TOUCHDOWNS

CAREER	64	Pete Johnson.....	1977-83
	48	Rudi Johnson.....	2001-07
	45	Corey Dillon.....	1997-2003
	37	Larry Kinnebrew.....	1983-87
	37	James Brooks.....	1984-91

SEASON	15	Ickey Woods.....	1988
	14	Pete Johnson.....	1979
	14	Pete Johnson.....	1983
	12	Pete Johnson.....	1981
	12	Rudi Johnson.....	2004
	12	Rudi Johnson.....	2005
	12	Rudi Johnson.....	2006

GAME

4	Corey Dillon, Dec. 4, 1997 vs. Tennessee
3	Paul Robinson, Nov. 17, 1968 at Miami
3	Pete Johnson, Nov. 6, 1983 at Houston
3	Larry Kinnebrew, Oct. 28, 1984 at Houston
3	Larry Kinnebrew, Dec. 1, 1985 vs. Houston
3	Larry Kinnebrew, Sept. 18, 1986 at Cleveland
3	James Brooks, Nov. 6, 1988 vs. Pittsburgh
3	James Brooks, Oct. 23, 1988 vs. Houston
3	Ickey Woods, Nov. 27, 1988 vs. Buffalo
3	Corey Dillon, Dec. 12, 1999 vs. Cleveland
3	Rudi Johnson, Jan. 2, 2005 at Philadelphia
3	Kenny Watson, Oct. 21, 2009 vs. N.Y. Jets

LONGEST RUSHES

96	Corey Dillon, Oct. 28, 2001 at Detroit (TD)
87	Paul Robinson, Oct. 27, 1968 at Oakland (TD)
86	Essex Johnson, Dec. 5, 1971 at Cleveland (TD)
83	Jess Phillips, Nov. 2, 1969 vs. Oakland
80	Warren McVea, Sept. 22, 1968 vs. Buffalo (TD)
80	Corey Dillon, Oct. 8, 2000 vs. Tenn. (TD)
79	Ki-Jana Carter, Sept. 21, 1997 at Denver (TD)
77	Archie Griffin, Nov. 21, 1976 at Kansas City (TD)
77	Peter Warrick, Oct. 22, 2000 vs. Denver (TD)
76	Jess Phillips, Sept. 20, 1970 vs. Oakland (TD)

MOST 100-YARD GAMES

CAREER	28	Corey Dillon.....	1997-2003
	19	Rudi Johnson.....	2001-07
	17	James Brooks.....	1984-91
	14	Pete Johnson.....	1977-83
	8	Harold Green.....	1990-95

SEASON	5	Ickey Woods.....	1988
	5	James Brooks.....	1989
	5	Harold Green.....	1992
	5	Corey Dillon.....	1999
	5	Corey Dillon.....	2000
	5	Corey Dillon.....	2002
	5	Rudi Johnson.....	2004
	5	Rudi Johnson.....	2006

CONSECUTIVE	4	Paul Robinson.....	1968 (Gms. 8-11)
	3	Pete Johnson.....	1980 (Gms. 13-15)
	3	Corey Dillon.....	1997 (Gms. 13-15)
	3	Corey Dillon.....	1999 (Gms. 12-14)

PASSING

TOTAL PASSING ATTEMPTS

CAREER	4,475	Ken Anderson.....	1971-86
	3,564	Boomer Esiason.....	1984-92, 97
	2,221	Jeff Blake.....	1994-99
	2,165	Carson Palmer.....	2003-08
	1,707	Jon Kitna.....	2001-05

SEASON	581	Jon Kitna.....	2001
	575	Carson Palmer.....	2007
	567	Jeff Blake.....	1995
	549	Jeff Blake.....	1996
	520	Jon Kitna.....	2003
	520	Carson Palmer.....	2006

GAME	68	Jon Kitna, Dec. 30, 2001 vs. Pittsburgh
	56	Ken Anderson, Dec. 20, 1982 at San Diego
	54	Boomer Esiason, Dec. 25, 1989 at Minnesota
	53	Boomer Esiason, Nov. 22, 1987 vs. Pittsburgh
	52	(4 times; most recent: Carson Palmer, Nov. 18, 2007 vs. Arizona)

COMPLETIONS

CAREER	2,654	Ken Anderson.....	1971-86
	2,015	Boomer Esiason.....	1984-92, 97
	1,380	Carson Palmer.....	2003-08
	1,240	Jeff Blake.....	1994-99
	1,009	Jon Kitna.....	2001-05

SEASON	373	Carson Palmer.....	2007
(Total)	345	Carson Palmer.....	2005
	326	Jeff Blake.....	1995
	324	Jon Kitna.....	2003
	324	Carson Palmer.....	2006

SEASON	24.2	Ken Anderson (218cmp/9g).....	1982
(Avg. per game)	23.3	Carson Palmer (373cmp/16g).....	2007
	21.6	Carson Palmer (345cmp/16g).....	2005
	20.4	Jeff Blake (326cmp/16g).....	1995

GAME	40	Ken Anderson, Dec. 20, 1982 at San Diego
	37	Carson Palmer, Nov. 18, 2007 vs. Arizona
	35	Jon Kitna, Dec. 30, 2001 vs. Pittsburgh
	33	Carson Palmer, Sept. 16, 2007 at Cleveland
	32	Boomer Esiason, Nov. 10, 1991 vs. Pittsburgh
	32	Carson Palmer, Nov. 25, 2007 vs. Tennessee

COMPLETION PERCENTAGE

CAREER	63.7	Carson Palmer	2003-08
	59.3	Ken Anderson	1971-86
	59.1	Jon Kitna	2001-05
	56.5	Boomer Esiason	1984-92, 97
	56.4	Virgil Carter	1970-73

NOTE: Minimum 500 attempts.

SEASON	70.6	Ken Anderson	1982
	67.8	Carson Palmer	2005
	66.7	Ken Anderson	1983
	64.9	Ken Anderson	1974
	64.9	Carson Palmer	2007

NOTE: Minimum 14 attempts per games in season.

GAME	90.9	Ken Anderson, Nov. 10, 1974 vs. Pittsburgh (20-22)
	87.1	Ken Anderson, Jan. 2, 1983 at Houston (27-31)
	87.0	Turk Schonert, Nov. 25, 1984 vs. Atlanta (20-23)
	84.2	Carson Palmer, Nov. 25, 2007 vs. Tenn. (32-38)
	81.8	Jeff Blake, Oct. 19, 1995 at Pittsburgh (18-22)
	81.8	Carson Palmer, Oct. 16, 2005 at Tennessee (27-33)

NOTE: Minimum 20 attempts.

PASSING YARDS

CAREER	32,838	Ken Anderson	1971-86
	27,149	Boomer Esiason	1984-92, 97
	15,630	Carson Palmer	2003-08
	15,134	Jeff Blake	1994-99
	10,707	Jon Kitna	2001-05

SEASON (Total)	4,131	Carson Palmer	2007
	4,035	Carson Palmer	2006
	3,959	Boomer Esiason	1986
	3,836	Carson Palmer	2005
	3,822	Jeff Blake	1995

SEASON (Avg. per game)	277.2	Ken Anderson (2,495yds/9g)	1982
	276.8	Boomer Esiason (3,321yds/12g)	1987
	258.2	Carson Palmer (4,131yds/16g)	2007
	252.2	Carson Palmer (4,035yds/16g)	2006
	247.4	Boomer Esiason (3,959yds/16g)	1986

NOTE: Minimum average of 14 attempts per games in season.

GAME	490	Boomer Esiason, Oct. 7, 1990 at L.A. Rams
	447	Ken Anderson, Nov. 17, 1975 vs. Buffalo
	440	Carson Palmer, Nov. 12, 2006 vs. San Diego
	425	Boomer Esiason, Dec. 21, 1986 vs. N.Y. Jets
	416	Ken Anderson, Dec. 20, 1982 at San Diego

AVERAGE YARDS PER PASSING ATTEMPT

CAREER	7.62	Boomer Esiason	1984-92, 97
	7.34	Ken Anderson	1971-86
	7.22	Carson Palmer	2003-08
	6.81	Jeff Blake	1994-99
	6.62	Virgil Carter	1970-73

NOTE: Minimum 500 attempts.

SEASON	9.41	Greg Cook	1969
	9.21	Boomer Esiason	1988
	8.44	Boomer Esiason	1986
	8.41	Ken Anderson	1975
	8.13	Ken Anderson	1974

NOTE: Minimum 14 attempts per games in season.

TOUCHDOWN PASSES

CAREER	197	Ken Anderson	1971-86
	187	Boomer Esiason	1984-92, 97
	107	Carson Palmer	2003-08
	93	Jeff Blake	1994-99
	59	Jon Kitna	2001-05

SEASON	32	Carson Palmer	2005
	29	Ken Anderson	1981
	28	Boomer Esiason	1988
	28	Boomer Esiason	1989
	28	Jeff Blake	1995
	28	Carson Palmer	2006

GAME	6	Carson Palmer, Sept. 16, 2007 at Cleveland
	5	Boomer Esiason, Dec. 21, 1986 vs. N.Y. Jets
	5	Boomer Esiason, Oct. 29, 1989 vs. Tampa Bay
	4	Greg Cook, Nov. 9, 1969 at Houston
	4	Ken Anderson, Nov. 24, 1974 vs. Kansas City
	4	Ken Anderson, Oct. 3, 1976 at Cleveland
	4	Ken Anderson, Nov. 29, 1981 at Cleveland
	4	Boomer Esiason, Sept. 11, 1988 at Phila.
	4	Boomer Esiason, Dec. 17, 1989 vs. Houston
	4	Jeff Blake, Nov. 13, 1994 vs. Houston
	4	Jeff Blake, Nov. 24, 1996 vs. Atlanta
	4	Boomer Esiason, Nov. 30, 1997 at Philadelphia
	4	Jeff Blake, Dec. 5, 1999 vs. San Francisco
	4	Jon Kitna, Nov. 3, 2002 at Houston
	4	Jon Kitna, Nov. 23, 2003 at San Diego
	4	Carson Palmer, Nov. 28, 2004 vs. Cleveland
	4	Carson Palmer, Sept. 24, 2006 at Pittsburgh

PASSES HAD INTERCEPTED

CAREER	160	Ken Anderson	1971-86
	131	Boomer Esiason	1984-92, 97
	67	Carson Palmer	2003-08
	62	Jeff Blake	1994-99
	59	Jon Kitna	2001-05

SEASON	22	Ken Anderson	1978
	22	Boomer Esiason	1990
	22	Jon Kitna	2001
	20	Carson Palmer	2007
	19	Boomer Esiason	1987

GAME	5	Boomer Esiason, Oct. 16, 1988 at New England
	4	Ken Anderson, Oct. 19, 1975 vs. Oakland
	4	Ken Anderson, Oct. 1, 1978 at San Francisco
	4	Ken Anderson, Nov. 13, 1978 vs. Oakland
	4	Ken Anderson, Sept. 16, 1984 at N.Y. Jets
	4	Turk Schonert, Oct. 1, 1984 at Pittsburgh
	4	Boomer Esiason, Sept. 28, 1986 vs. Chicago
	4	Boomer Esiason, Sept. 27, 1992 vs. Minnesota
	4	Carson Palmer, Nov. 18, 2007 vs. Arizona

PASSER RATING

CAREER	88.9	Carson Palmer	2003-08
	83.1	Boomer Esiason	1984-92, 97
	81.9	Ken Anderson	1971-86
	79.3	Jeff Blake	1994-99
	74.9	Virgil Carter	1970-73

NOTE: Minimum 500 attempts.

SEASON	101.1	Carson Palmer	2005
	98.4	Ken Anderson	1981
	97.4	Boomer Esiason	1988
	95.7	Ken Anderson	1974
	95.3	Ken Anderson	1982

NOTE: Minimum 14 attempts per games in season.

LONGEST PASSES

94	Ken Anderson to Billy Brooks, Nov. 13, 1977 at Minnesota (TD)
90	Virgil Carter to Speedy Thomas, Sept. 19, 1971 vs. Philadelphia (TD)
88	Jeff Blake to Darnay Scott, Sept. 17, 1995 at Seattle (TD)
86	Boomer Esiason to Eddie Brown, Nov. 6, 1988 vs. Pittsburgh (TD)
85	Ken Anderson to Isaac Curtis, Dec. 12, 1976 at N.Y. Jets (TD)

MOST 300-YARD GAMES

CAREER	23	Boomer Esiason	1984-92, 97
	19	Ken Anderson	1971-86
	12	Carson Palmer	2003-07
	8	Jeff Blake	1994-99
	5	Jon Kitna	2001-05

SEASON	5	Boomer Esiason	1987
	5	Carson Palmer	2007
	4	Ken Anderson	1982
	4	Boomer Esiason	1985
	4	Boomer Esiason	1989

CONSECUTIVE	3	Ken Anderson	1984 (Gms. 1-3)
	2	(9 times; most recent: Carson Palmer, 2007, Gms. 2 & 3)	

RECEIVING

TOTAL RECEPTIONS

CAREER	612	Chad Ochocinco	2001-08
	530	Carl Pickens	1992-99
	507	T.J. Houshmandzadeh	2001-08
	417	Cris Collinsworth	1981-88
	416	Isaac Curtis	1973-84

SEASON	112	T.J. Houshmandzadeh	2007
	100	Carl Pickens	1996
	99	Carl Pickens	1995
	97	Chad Ochocinco	2005
	95	Chad Ochocinco	2004

GAME	13	Carl Pickens, Oct. 11, 1998 vs. Pittsburgh
	12	James Brooks, Dec. 25, 1989 at Minnesota
	12	Carl Pickens, Nov. 10, 1996 vs. Pittsburgh
	12	T.J. Houshmandzadeh, Dec. 12, 2004 at New England
	12	T.J. Houshmandzadeh, Sept. 23, 2007 at Seattle
	12	Chad Ochocinco, Nov. 25, 2007 vs. Tennessee
	12	T.J. Houshmandzadeh, Sept. 21, 2008 at N.Y. Giants
	12	T.J. Houshmandzadeh, Nov. 16, 2008 vs. Philadelphia

RECEIVING YARDS

CAREER	8,905	Chad Ochocinco	2001-08
	7,101	Isaac Curtis	1973-84
	6,887	Carl Pickens	1992-99
	6,698	Cris Collinsworth	1981-88
	6,134	Eddie Brown	1985-91

SEASON	1,440	Chad Ochocinco	2007
	1,432	Chad Ochocinco	2005
	1,369	Chad Ochocinco	2006
	1,355	Chad Ochocinco	2003
	1,274	Chad Ochocinco	2004

GAME	260	Chad Ochocinco, Nov. 12, 2006 vs. San Diego
	216	Eddie Brown, Nov. 6, 1988 vs. Pittsburgh
	209	Chad Ochocinco, Sept. 16, 2007 at Cleveland
	206	Cris Collinsworth, Oct. 2, 1983 vs. Baltimore
	204	Carl Pickens, Oct. 11, 1998 vs. Pittsburgh
	201	John McDaniel, Dec. 6, 1976 at Oakland
	200	Charlie Joiner, Nov. 23, 1975 at Cleveland

AVERAGE YARDS PER RECEPTION

CAREER	17.1	Isaac Curtis (416-7,101)	1973-84
	16.9	Eddie Brown (363-6,134)	1985-91
	16.7	Tim McGee (282-4,703)	1986-92, 94-95
	16.1	Cris Collinsworth (417-6,698)	1981-88
	15.5	Darnay Scott (386-5,975)	1994-2001

NOTE: Minimum 100 receptions.

SEASON	24.0	Eddie Brown (53-1,273)	1988
	22.6	Bob Trumpy (37-835)	1969
	21.4	Eric Crabtree (40-855)	1969
	21.2	Isaac Curtis (44-934)	1975
	21.1	Isaac Curtis (30-633)	1974

NOTE: Minimum 30 receptions.

RECEIVING TOUCHDOWNS

CAREER	63	Carl Pickens	1992-99
	53	Isaac Curtis	1973-84
	53	Chad Ochocinco	2001-08
	41	Eddie Brown	1985-91
	37	T.J. Houshmandzadeh	2001-08

SEASON	17	Carl Pickens	1995
	12	Carl Pickens	1996
	12	T.J. Houshmandzadeh	2007
	11	Carl Pickens	1994
	10	Isaac Curtis	1974
	10	Cris Collinsworth	1986
	10	Chad Ochocinco	2003

GAME	3	(11 times; most recent: Chad Ochocinco, Nov. 25, 2007 vs. Tennessee)
-------------	---	--

LONGEST RECEPTIONS

94	Billy Brooks from Ken Anderson, Nov. 13, 1977 at Minnesota (TD)
90	Speedy Thomas from Virgil Carter, Sept. 19, 1971 vs. Philadelphia (TD)
88	Darnay Scott from Jeff Blake, Sept. 17, 1995 at Seattle (TD)
86	Eddie Brown from Boomer Esiason, Nov. 6, 1988 vs. Pittsburgh (TD)
85	Isaac Curtis from Ken Anderson, Dec. 12, 1976 at N.Y. Jets (TD)

MOST 100-YARD GAMES

CAREER	26	Chad Ochocinco	2001-07
	20	Isaac Curtis	1973-84
	19	Carl Pickens	1992-99
	18	Cris Collinsworth	1981-88
	14	Eddie Brown	1985-91

SEASON	5	Eddie Brown	1988
	5	Tim McGee	1989
	5	Carl Pickens	1994
	5	Carl Pickens	1995
	5	Chad Ochocinco	2002
	5	Chad Ochocinco	2003
	5	Chad Ochocinco	2007

CONSECUTIVE	4	Carl Pickens	1994 (Gms. 10-13)
	3	Isaac Curtis	1973 (Gms. 13-14) to '74 (Gm. 1)
	3	Chad Ochocinco	2002 (Gms. 9-11)
	3	Chad Ochocinco	2006 (Gms. 9-11)
	3	T.J. Houshmandzadeh	2007 (Gms. 3-5)

PUNTING

TOTAL PUNTS

CAREER	746	Lee Johnson	1988-98
	700	Pat McNally	1976-85
	379	Kyle Larson	2004-08
	285	Dave Lewis	1970-73
	177	Nick Harris	2001-03

SEASON	100	Kyle Larson	2008
	94	Daniel Pope	2000
	91	Pat McNally	1978
	90	Lee Johnson	1993
	89	Pat McNally	1979

GAME	11	Lee Johnson, Nov. 2, 1997 vs. San Diego
	11	Kyle Larson, Nov. 16, 2008 vs. Philadelphia
	11	Kyle Larson, Nov. 30, 2008 vs. Baltimore

PUNTING YARDS

CAREER	32,196	Lee Johnson	1988-98
	29,307	Pat McNally	1976-85
	15,900	Kyle Larson	2004-08
	12,447	Dave Lewis	1970-73
	7,064	Nick Harris	2001-03

SEASON	3,954	Lee Johnson	1993
(Total)	3,945	Kyle Larson	2008
	3,919	Pat McNally	1978
	3,775	Daniel Pope	2000
	3,678	Pat McNally	1979

SEASON	260.8	Dave Lewis (3,651yds/14g)	1970
(Avg. per game)	247.1	Lee Johnson (3,954yds/16g)	1993
	246.6	Kyle Larson (3,945yds/16g)	2008
	244.9	Pat McNally (3,919yds/16g)	1978
	235.9	Daniel Pope (3,775yds/16g)	2000

GAME	483	Dave Lewis, Sept. 26, 1971 at Pittsburgh
	480	Kyle Larson, Nov. 30, 2008 vs. Baltimore
	474	Lee Johnson, Nov. 2, 1997 vs. San Diego
	465	Scott Fulhage, Oct. 4, 1987 vs. San Diego
	443	Daniel Pope, Oct. 15, 2000 at Pittsburgh

AVERAGE YARDS PER PUNT

CAREER	43.7	Dave Lewis	1970-73
	43.2	Lee Johnson	1988-98
	42.0	Kyle Larson	2004-08
	41.9	Pat McNally	1976-85
	41.5	Dale Livingston	1968-69

NOTE: Minimum 100 punts.

SEASON	46.2	Dave Lewis (79-3,651)	1970
	45.4	Pat McNally (72-3,272)	1981
	45.4	Lee Johnson (80-3,630)	1996
	44.8	Dave Lewis (72-3,239)	1971
	44.7	Lee Johnson (69-3,083)	1998

NOTE: Minimum 40 punts.

GAME	63.0	Will Brice (3-189), Sept. 12, 1999 at Tennessee
	55.7	Pat McNally (3-167), Sept. 27, 1981 vs. Buffalo
	55.0	Lee Johnson (4-220), Oct. 24, 1993 at Houston
	54.8	Pat McNally (5-274), Oct. 21, 1979 at Cleveland

NOTE: Minimum 3 punts.

NET YARDS PER PUNT

CAREER	38.4	Dave Lewis.....	1970-73
	36.8	Dale Livingston.....	1968-69
	35.7	Kyle Larson.....	2004-08
	35.3	Lee Johnson.....	1988-98
	34.0	Pat McNally.....	1976-85

NOTE: Minimum 100 punts.

SEASON	39.3	Dale Livingston.....	1968
	39.0	Dave Lewis.....	1970
	38.6	Lee Johnson.....	1995
	38.6	Kyle Larson.....	2006
	38.4	Dave Lewis.....	1971

NOTE: Minimum 40 punts.

GAME	51.3	Lee Johnson, Nov. 6, 1994 at Seattle
	50.3	Kyle Larson, Dec. 9, 2007 vs. St. Louis
	48.0	Lee Johnson, Dec. 14, 1997 vs. Dallas
	47.5	Dave Lewis, Nov. 15, 1970 vs. Cleveland
	47.5	Lee Johnson, Sept. 7, 1997 at Baltimore

NOTE: Minimum 3 punts.

INSIDE-20 PUNTS (since 1976)

CAREER	186	Lee Johnson.....	1988-98
	157	Pat McNally.....	1976-85
	109	Kyle Larson.....	2004-08
	37	Nick Harris.....	2001-03
	23	Scott Fulhage.....	1987-88

SEASON	28	Kyle Larson.....	2008
	27	Lee Johnson.....	1997
	26	Lee Johnson.....	1995
	26	Kyle Larson.....	2006
	25	Pat McNally.....	1978

GAME	6	Lee Johnson, Nov. 2, 1997 vs. San Diego
	5	Pat McNally, Oct. 5, 1980 at Green Bay
	5	Pat McNally, Oct. 21, 1984 vs. Cleveland
	4	(many times; most recent: Kyle Larson, Nov. 16, 2008 vs. Philadelphia)

LONGEST PUNTS

75	Kyle Larson, Oct. 9, 2005 at Jacksonville
73	Brad Costello, Dec. 13, 1998 at Indianapolis
72	Will Brice, Sept. 12, 1999 at Tennessee
70	Lee Johnson, Sept. 23, 1990 vs. New England
70	Lee Johnson, Oct. 22, 1990 at Cleveland

PUNT RETURNS

TOTAL PUNT RETURNS

CAREER	140	Mike Martin.....	1983-89
	130	Lemar Parrish.....	1970-77
	91	Tommy Casanova.....	1972-77
	72	Keiwan Ratliff.....	2004-07
	55	T.J. Houshmandzadeh.....	2001-08

SEASON	43	Patrick Robinson.....	1993
	34	Craig Yeast.....	2000
	32	Vaughn Lusby.....	1979
	32	Mike Martin.....	1985

GAME	7	Tony Davis, Nov. 27, 1977 vs. N.Y. Giants
	7	Craig Yeast, Sept. 10, 2000 vs. Cleveland
	6	(6 times; most recent: Craig Yeast, Sept. 17, 2000 at Jacksonville)

PUNT RETURN YARDS

CAREER	1,381	Mike Martin.....	1983-89
	1,201	Lemar Parrish.....	1970-77
	784	Tommy Casanova.....	1972-77
	540	Keiwan Ratliff.....	2004-07
	526	Peter Warrick.....	2000-04

SEASON	376	Mike Martin.....	1984
	338	Lemar Parrish.....	1974
	307	Corey Sawyer.....	1994
	305	Patrick Robinson.....	1993
	289	Tommy Casanova.....	1972

GAME	126	T.J. Houshmandzadeh, Nov. 25, 2001 at Cleve.
	106	Tommy Casanova, Oct. 8, 1972 vs. Denver
	100	Carl Pickens, Sept. 20, 1992 at Green Bay
	95	Lemar Parrish, Oct. 6, 1974 vs. Washington
	94	Lemar Parrish, Sept. 15, 1974 vs. Cleveland

AVERAGE YARDS PER PUNT RETURN

CAREER	9.9	Mike Martin (140-1,381).....	1983-89
	9.7	Peter Warrick (54-526).....	2000-04
	9.6	Corey Sawyer (50-482).....	1994-98
	9.2	Lemar Parrish (130-1,201).....	1970-77
	8.6	Tommy Casanova (91-784).....	1972-77

NOTE: Minimum 50 returns.

SEASON	18.8	Lemar Parrish (18-338).....	1974
	15.7	Mike Martin (24-376).....	1984
	11.8	Corey Sawyer (26-307).....	1994
	11.6	Tony Davis (19-220).....	1977
	11.0	Tommy Casanova (24-265).....	1974

NOTE: Minimum 1.25 returns per game in season.

PUNT RETURNS FOR TOUCHDOWNS

CAREER	4	Lemar Parrish.....	1970-77
	2	Mitchell Price.....	1990-93
	2	Craig Yeast.....	1999-2000
	2	Peter Warrick.....	2000-04

SEASON	2	Lemar Parrish.....	1974
	2	Craig Yeast.....	1999
	1	(10 times; most recent: Peter Warrick, 2003)	

GAME	1	(14 times; most recent: Peter Warrick, Nov. 16, 2003 vs. Kansas City)
-------------	---	---

LONGEST PUNT RETURNS

95	Carl Pickens, Sept. 20, 1992 at Green Bay (TD)
90	Lemar Parrish, Oct. 6, 1974 vs. Washington (TD)
86	Craig Yeast, Nov. 21, 1999 vs. Baltimore (TD)
86	T.J. Houshmandzadeh, Nov. 25, 2001 at Cleve.
82	Corey Sawyer, Sept. 25, 1994 at Houston (TD)
82	Peter Warrick, Dec. 17, 2000 vs. Jacksonville (TD)

KICKOFF RETURNS

TOTAL KICKOFF RETURNS

CAREER	146	Tremain Mack.....	1997-2000
	136	Stanford Jennings.....	1984-90
	122	Glenn Holt.....	2006-08
	115	Eric Ball.....	1989-94
	109	Brandon Bennett.....	1998-2003

SEASON	64	Tab Perry.....	2005
	59	Glenn Holt.....	2007
	55	Deacon Turner.....	1979
	53	Brandon Bennett.....	2003
	51	Tremain Mack.....	1999

GAME	8	Eric Bieniemy, Nov. 30, 1997 at Philadelphia
	8	Tab Perry, Nov. 20, 2005 vs. Indianapolis
	7	(many times; most recent: Chris Perry, Nov. 12, 2006 vs. San Diego)

KICKOFF RETURN YARDS

CAREER	3,583	Tremain Mack.....	1997-2000
	2,961	Glenn Holt.....	2006-08
	2,752	Stanford Jennings.....	1984-90
	2,498	Brandon Bennett.....	1998-2003
	2,474	Eric Ball.....	1989-94

SEASON	1,562	Tab Perry.....	2005
	1,432	Glenn Holt.....	2007
	1,382	Tremain Mack.....	1999
	1,231	Brandon Bennett.....	2002
	1,165	Tremain Mack.....	1998

GAME	228	Brandon Bennett, Nov. 10, 2002 at Baltimore
	212	Tremain Mack, Nov. 1, 1998 vs. Denver
	201	Eric Bieniemy, Oct. 26, 1997 at N.Y. Giants
	197	Tab Perry, Dec. 4, 2005 at Pittsburgh
	192	Stanford Jennings, Nov. 13, 1988 at Kansas City

AVERAGE YARDS PER KICKOFF RETURN

CAREER	24.7	Lemar Parrish (61-1,504).....	1970-77
	24.5	Tremain Mack (146-3,583).....	1997-2000
	24.3	Glenn Holt (122-2,961).....	2006-08
	23.9	Bernard Jackson (96-2,298).....	1972-76
	23.7	Tab Perry (75-1,776).....	2005-07

NOTE: Minimum 50 returns.

SEASON	27.1	Tremain Mack (51-1,382)	1999
	25.9	Tremain Mack (45-1,165)	1998
	25.4	Willie Shelby (30-761)	1976
	25.1	Brandon Bennett (49-1,231)	2002
	24.8	Bernard Jackson (21-520)	1973

NOTE: Minimum 1.25 returns per games in season.

KICKOFF RETURNS FOR TOUCHDOWNS

CAREER	2	Tremain Mack	1997-2000
---------------	---	--------------	-----------

SEASON	1	Lemar Parrish	1970
	1	Willie Shelby	1976
	1	Stanford Jennings	1988
	1	David Dunn	1996
	1	Eric Bieniemy	1997
	1	Tremain Mack	1998
	1	Tremain Mack	1999
	1	Brandon Bennett	2002
	1	Glenn Holt	2007

GAME	1	(9 times; most recent: Glenn Holt, Nov. 4, 2007 at Buffalo)
-------------	---	---

LONGEST KICKOFF RETURNS

102	Eric Bieniemy, Oct. 26, 1997 at N.Y. Giants (TD)
100	Glenn Holt, Nov. 4, 2007 at Buffalo (TD)
99	Tremain Mack, Nov. 14, 1999 vs. Tenn. (TD)
98	Stanford Jennings, Nov. 13, 1988 at K.C. (TD)
97	Willie Shelby, Oct. 3, 1976 at Cleveland (TD)
97	Tremain Mack, Sept. 27, 1998 at Baltimore (TD)
95	Lemar Parrish, Nov. 8, 1970 at Buffalo (TD)
94	Tim McGee, Oct. 23, 1986 vs. Minnesota
94	Brandon Bennett, Nov. 10, 2002 at Baltimore (TD)
94	Tab Perry, Dec. 4, 2005 at Pittsburgh

INTERCEPTIONS

TOTAL INTERCEPTIONS

CAREER	65	Ken Riley	1969-83
	33	Louis Breeden	1978-87
	31	David Fulcher	1986-92
	25	Lemar Parrish	1970-77
	21	Tory James	2003-06

SEASON	10	Deltha O'Neal	2005
	9	Ken Riley	1976
	8	Ken Riley	1983
	8	David Fulcher	1989
	8	Ashley Ambrose	1996
	8	Tory James	2004

GAME	3	Lemar Parrish, Dec. 17, 1972 at Houston
	3	Ken Riley, Dec. 12, 1976 at N.Y. Jets
	3	Louis Breeden, Dec. 14, 1980 at Chicago
	3	Ken Riley, Nov. 28, 1982 vs. L.A. Raiders
	3	David Fulcher, Oct. 1, 1989 at Kansas City
	3	David Fulcher, Dec. 17, 1989 vs. Houston
	3	Deltha O'Neal, Sept. 18, 2005 vs. Minnesota
	3	Leon Hall, Dec. 21, 2008 at Cleveland

INTERCEPTION RETURN YARDS

CAREER	596	Ken Riley	1969-83
	558	Louis Breeden	1978-87
	354	Lemar Parrish	1970-77
	305	Ray Griffin	1978-84
	289	Darryl Williams	1992-95, 2000-01

SEASON	167	Ray Griffin	1979
	145	Louis Breeden	1981
	141	Ken Riley	1976
	126	Darryl Williams	1993
	121	Ray Horton	1983

GAME	107	James Francis, Nov. 22, 1992 vs. Detroit
	102	Louis Breeden, Nov. 8, 1981 at San Diego
	102	Artrell Hawkins, Nov. 3, 2002 at Houston
	97	Darryl Williams, Nov. 7, 1993 vs. Pittsburgh
	96	Ray Griffin, Nov. 11, 1979 vs. San Diego

LONGEST INTERCEPTION RETURNS

102	Louis Breeden, Nov. 8, 1981 at San Diego (TD)
102	Artrell Hawkins, Nov. 3, 2002 at Houston (TD)
97	Darryl Williams, Nov. 7, 1993 vs. Pittsburgh (TD)
96	Ray Griffin, Nov. 11, 1979 vs. San Diego (TD)
70	Harry Gunner, Oct. 26, 1969 at Kansas City (TD)
70	Louis Breeden, Nov. 11, 1984 at Pittsburgh

INTERCEPTION RETURNS FOR TOUCHDOWNS

CAREER	5	Ken Riley	1969-83
	4	Lemar Parrish	1970-77
	3	Ray Griffin	1978-84
	3	James Griffin	1983-85
	3	James Francis	1990-98

SEASON	2	Lemar Parrish	1972
	2	Tommy Casanova	1976
	2	Scott Perry	1978
	2	Ray Griffin	1980
	2	Ken Riley	1983

GAME	2	Lemar Parrish, Dec. 17, 1972 at Houston
-------------	---	---

SACKS


TOTAL SACKS (since 1976)

CAREER	83.5	Eddie Edwards	1977-88
	62.5	Reggie Williams	1976-89
	59.0	Ross Browner	1978-86
	43.5	Justin Smith	2001-07
	34.5	Tim Krumrie	1983-94


SEASON	22.0	Coy Bacon	1976
	13.0	Eddie Edwards	1983
	12.0	Eddie Edwards	1980
	11.0	Reggie Williams	1981
	10.5	Robert Geathers	2006
	10.0	Gary Burley	1976
	10.0	Eddie Edwards	1981
	10.0	Alfred Williams	1992

GAME	5.0	Eddie Edwards, Dec. 21, 1980 vs. Cleveland
	4.0	Alfred Williams, Oct. 16, 1994 at Pittsburgh
	3.5	Gerald Dixon, Dec. 21, 1997 vs. Baltimore

ANDERSON & RILEY RANK 1-2 IN YEARS AS A BENGAL



QB **Ken Anderson** (left) and CB **Ken Riley** (right) are the Bengals' all-time leaders in years of service with the team. Anderson is first with 16 seasons (1971-86), followed by Riley with 15 seasons (1969-83).



BENGALS TEAM RECORDS (REGULAR SEASON)

WINS/LOSSES

GAMES WON

SEASON	12	1981
	12	1988
	11	1975
	11	2005

HIGHEST WINNING PERCENTAGE

SEASON	.786 (11-3)	1975
	.750 (12-4)	1981
	.750 (12-4)	1988

CONSECUTIVE GAMES WON

ALL GAMES	8	1970 (7) & 1971 (1)
	7	1973 (6) & 1974 (1)

HOME GAMES	10	1988 (8) & 1989 (2)
	9	1975 (3) & 1976 (6)
	8	1973 (7) & 1974 (1)

ROAD GAMES	4	1973 (2) & 1974 (2)
	4	1975
	4	1981
	4	2005

ONE SEASON	7	1970 (Gms. 8-14)
	6	1973 (Gms. 9-14)
	6	1975 (Gms. 1-6)
	6	1988 (Gms. 1-6)

GAMES LOST

SEASON	14	2002
	13	(4 times; most recent: 1998)

LOWEST WINNING PERCENTAGE

SEASON	.125 (2-14)	2002
	.188 (3-13)	(4 times; most recent: 1998)

CONSECUTIVE GAMES LOST

ALL GAMES	11	1992 (1) & 1993 (10)
	9	1977 (1) & 1978 (8)
	9	1993 (1) & 1994 (8)
	9	1998 (Games 6-14)

HOME GAMES	11	1998 (5) & 1999 (6)
	7	2002
	6	1987
	6	1992 (1) & 1993 (5)

ROAD GAMES	15	1992 (3), 1993 (8) & 1994 (4)
	10	1979 (8) & 1980 (2)
	10	1990 (2) & 1991 (8)

ONE SEASON	10	1993 (Gms. 1-10)
	9	1998 (Gms. 6-14)
	8	(4 times; most recent: 2008, Gms. 1-8)

SCORING

POINTS SCORED

SEASON	448	1988
	441	1985
	421	1981
	421	2005
	409	1986

GAME	61	—	Dec. 17, 1972 at Houston
	61	—	Dec. 17, 1989 vs. Houston
	58	—	Nov. 28, 2004 vs. Cleveland
	56	—	Oct. 29, 1989 vs. Tampa Bay
	55	—	Nov. 6, 1983 at Houston

HALF	45	—	Dec. 17, 1972 at Houston (2nd half)
	41	—	Dec. 21, 1975 vs. San Diego (1st half)
	38	—	Dec. 20, 1970 vs. Boston (1st half)
	38	—	Nov. 20, 1983 vs. Houston (1st half)

QUARTER

28	—	Dec. 17, 1972 at Houston (4th qtr)
28	—	Oct. 23, 1988 vs. Houston (1st qtr)
28	—	Nov. 19, 1989 vs. Detroit (2nd qtr)
27	—	Oct. 5, 1986 at Green Bay (2nd qtr)
27	—	Dec. 21, 1975 vs. San Diego (1st qtr)

Note: The Bengals' highest point total in a 3rd quarter is 21 (5 times). The most recent: Dec. 17, 1989 vs. Houston.

TOUCHDOWNS

SEASON	59	1988
	53	1985
	52	1989
	51	1981
	51	1986

GAME	8	—	Oct. 29, 1989 vs. Tampa Bay
	8	—	Dec. 17, 1989 vs. Houston
	7	—	(7 times; most recent: Nov. 28, 2004 vs. Cleveland)

RUSHING TOUCHDOWNS

SEASON	27	1988
	24	1983
	24	1986
	23	1979
	23	1997

GAME	5	—	Nov. 6, 1983 at Houston
	5	—	Oct. 23, 1988 vs. Houston
	4	—	(7 times; most recent: Dec. 12, 1999 vs. Cleveland)

PASSING TOUCHDOWNS

SEASON	32	1989
	32	2005
	31	1985
	30	1981
	29	1995

GAME	6	—	Oct. 29, 1989 vs. Tampa Bay
	6	—	Sept. 16, 2007 at Cleveland
	5	—	Dec. 21, 1986 vs. N.Y. Jets
	5	—	Dec. 17, 1989 vs. Houston

POINTS AFTER TOUCHDOWNS

SEASON	56	1988
	50	1986
	50	1989
	49	1981
	49	1985

GAME	8	—	Oct. 29, 1989 vs. Tampa Bay
	7	—	(6 times; most recent: Nov. 28, 2004 vs. Cleveland)

FIELD GOALS

SEASON (Total)	31	2007
	29	1995
	28	1994
	28	2005
	27	1972
	27	2004

SEASON (Avg. per game)	1.94	2007
	1.93	1972
	1.81	1995
	1.79	1970
	1.75	1994
	1.75	2005

GAME	7	—	Nov. 11, 2007 at Baltimore
	6	—	Nov. 6, 1994 at Seattle
	5	—	(5 times; most recent: Sept. 3, 1995 at Indianapolis)

SAFETIES

SEASON	3	1993
	2	(4 times; most recent: 1995)

GAME	1	(26 times; most recent: Sept. 23, 2007 at Seattle)
------	---	-------	--

OFFENSE

FIRST DOWNS

SEASON	361	1981
	351	1988
	348	1986
	348	1989
	344	1985

GAME	35 — Dec. 17, 1989 vs. Houston
	34 — Nov. 17, 1975 vs. Buffalo
	34 — Dec. 7, 1975 at Philadelphia
	34 — Nov. 27, 1988 vs. Buffalo
	34 — Dec. 4, 1997 vs. Tennessee

TOTAL NET YARDS

SEASON	6,490	1986
	6,101	1989
	6,057	1988
	5,968	1981
	5,900	1985

GAME	621 — Dec. 21, 1986 vs. N.Y. Jets
	584 — Dec. 7, 1986 at New England
	584 — Dec. 17, 1989 vs. Houston
	582 — Oct. 7, 1990 at L.A. Rams
	571 — Nov. 22, 1981 vs. Denver

NET YARDS RUSHING

SEASON	2,710	1988
	2,533	1986
	2,483	1989
	2,329	1979
	2,314	2000

GAME	407 — Oct. 22, 2000 vs. Denver
	300 — Dec. 7, 1986 at New England
	292 — Dec. 3, 2000 vs. Arizona
	279 — Dec. 12, 1999 vs. Cleveland
	276 — Dec. 4, 1997 vs. Tennessee

RUSHING ATTEMPTS

SEASON	563	1988
	560	1979
	542	1983
	540	1984
	538	1987

GAME	61 — Oct. 11, 1987 at Seattle
	57 — Nov. 9, 2003 vs. Houston
	55 — Oct. 14, 1973 vs. Pittsburgh
	55 — Dec. 4, 1977 at Kansas City
	55 — Dec. 4, 1983 at Pittsburgh

AVERAGE YARDS PER RUSHING ATTEMPT

SEASON	4.9	1986
	4.8	1988
	4.69	1989
	4.67	2000
	4.640	1999
	4.636	1971

NET YARDS PASSING

SEASON	4,012	2007
(Total)	3,995	1981
	3,957	1986
	3,833	2006
	3,820	2005

SEASON	259.9	1982
(Avg. per game)	250.8	2007
	249.7	1981
	247.3	1986
	239.6	2006

GAME	483 — Oct. 7, 1990 at L.A. Rams
	447 — Nov. 19, 1989 vs. Detroit
	441 — Nov. 17, 1975 vs. Buffalo
	417 — Nov. 12, 2006 vs. San Diego
	416 — Dec. 21, 1986 vs. N.Y. Jets

PASSING ATTEMPTS

SEASON	602	2001
	591	2002
	586	1995
	575	2007
	563	1996

GAME	68 — Dec. 30, 2001 vs. Pittsburgh
	56 — Dec. 20, 1982 at San Diego
	54 — Dec. 25, 1989 at Minnesota
	53 — Nov. 22, 1987 vs. Pittsburgh

COMPLETIONS

SEASON	373	2007
	362	2005
	350	2002
	334	1995
	332	1981

GAME	40 — Dec. 20, 1982 at San Diego
	37 — Nov. 18, 2007 vs. Arizona
	35 — Dec. 30, 2001 vs. Pittsburgh
	33 — Nov. 19, 1989 vs. Detroit
	33 — Sept. 16, 2007 at Cleveland

PASSES HAD INTERCEPTED

SEASON	30	1978
	26	2001
	25	1980
	23	1990
	22	(4 times; most recent: 2004)

GAME	5 — (6 times; most recent: Nov. 25, 2001 at Cleveland)
------	--

SACKS ALLOWED — FEWEST

SEASON	17	2007
(Total)	21	2005
	24	1972
	24	1973
	25	1995

SEASON	1.06	2007
(Avg. per game)	1.31	2005
	1.56	1995
	1.71	1972
	1.71	1973

SACKS ALLOWED — MOST

SEASON	63	1979
(Total)	57	1969
	53	1993
	53	1998

SEASON	4.07	1969
(Avg. per game)	3.94	1979
	3.31	1993
	3.31	1998

GAME	10 — Oct. 19, 1969 vs. Denver
	10 — Nov. 29, 1992 vs. Pittsburgh
	10 — Oct. 13, 1996 at Pittsburgh

DEFENSE

FEWEST POINTS ALLOWED

SEASON	177	1982 (9 games)
(Total)	210	1976
	229	1972
	231	1973
	235	1977

SEASON	15.0	1976
(Avg. per game)	16.4	1972
	16.5	1973
	16.8	1977
	17.6	1975

GAME	0 — (9 times; most recent: Dec. 21, 2008 at Cleveland)
------	--

MOST POINTS ALLOWED

SEASON	460	1999
	456	2002
	452	1998
	437	1985
	435	1991

GAME	52 — Dec. 8, 2002 at Carolina
	51 — Sept. 9, 1979 at Buffalo
	51 — Sept. 16, 2007 at Cleveland
	50 — Dec. 20, 1982 at San Diego
	49 — Nov. 19, 1995 vs. Pittsburgh
	49 — Nov. 12, 2006 vs. San Diego

HALF	42 — Nov. 12, 2006 vs. San Diego (2nd half)
	41 — Sept. 9, 1979 at Buffalo (2nd half)
	36 — Nov. 19, 1995 vs. Pittsburgh (2nd half)
	36 — Dec. 8, 2002 at Carolina (2nd half)

FEWEST FIRST DOWNS ALLOWED

GAME	6 — Oct. 14, 1973 vs. Pittsburgh
	6 — Dec. 12, 1976 at N.Y. Jets
	7 — Sept. 26, 1976 vs. Green Bay
	8 — Nov. 30, 1969 at Buffalo
	8 — Dec. 20, 1970 vs. Boston
	8 — Nov. 28, 1971 vs. San Diego

FEWEST TOTAL NET YARDS ALLOWED

SEASON	2,893	1982 (9 games)
(Total)	3,552	1972
	3,670	1976
	3,705	1973
	3,906	1971

SEASON	253.3	1972
(Avg. per game)	262.1	1976
	264.6	1973
	270.4	1983
	279.0	1971

GAME	36 — Sept. 26, 1976 vs. Green Bay
	72 — Dec. 12, 1976 at N.Y. Jets
	130 — Nov. 28, 1971 vs. San Diego
	137 — Sept. 17, 1972 at New England
	138 — Oct. 14, 1973 vs. Pittsburgh

FEWEST NET YARDS RUSHING ALLOWED

GAME	11 — Dec. 12, 1999 vs. Cleveland
	22 — Dec. 23, 1990 vs. Houston
	25 — Sept. 19, 2004 vs. Miami
	26 — Sept. 19, 1982 at Pittsburgh
	27 — Oct. 13, 1985 vs. N.Y. Giants
	27 — Sept. 15, 1996 vs. New Orleans

FEWEST NET YARDS PASSING ALLOWED

GAME	-35 — Sept. 26, 1976 vs. Green Bay
	-4 — Oct. 4, 1981 at Houston
	3 — Sept. 15, 1974 vs. Cleveland
	8 — Dec. 12, 1976 at N.Y. Jets
	19 — Nov. 24, 1991 vs. L.A. Raiders

INTERCEPTIONS

SEASON	34	1996
	31	2005
	27	1971
	26	1976
	25	1984

GAME	6 — Nov. 28, 1971 vs. San Diego
	6 — Dec. 12, 1976 at N.Y. Jets

SACKS

SEASON	48	2001
(Total)	46	1976
	45	1992
	43	1973

SEASON	3.29	1976
(Avg. per game)	3.07	1973
	3.00	2001
	2.81	1992

GAME	8 — Oct. 16, 1994 at Pittsburgh
	8 — Dec. 9, 2001 vs. Jacksonville
	7 — (9 times; most recent: Sept. 10, 2006 at Kansas City)

PENALTIES

FEWEST PENALTIES INCURRED

SEASON	50	1969
	55	1968
	56	1982 (9 games)
	69	1998
	71	1970

FEWEST PENALTY YARDS INCURRED

SEASON	475	1982 (9 games)
(Total)	556	1969
	586	1968
	591	2008
	618	1994

SEASON	36.9	2008
(Avg. per game)	38.6	1994
	38.8	1998

MOST PENALTIES INCURRED

SEASON	126	1999
	118	1980
	111	1986
	110	1978
	110	1985
	110	2005

GAME	17 — Sept. 18, 2005 vs. Minnesota
	16 — Oct. 6, 1985 vs. N.Y. Jets
	16 — Nov. 7, 1999 at Seattle
	15 — (3 times; most recent: Nov. 21, 1999 vs. Baltimore)

MOST PENALTY YARDS INCURRED

SEASON	1,027	1999
(Total)	956	1978
	949	1980
	921	1971
	920	2005

SEASON	65.8	1971
(Avg. per game)	64.2	1999

GAME	133 — Oct. 1, 1978 at San Francisco
	132 — Nov. 1, 1987 vs. Houston

OPPONENTS INDIVIDUAL SINGLE-GAME RECORDS

(Regular-season records)

SCORING

TOTAL POINTS

- 24 Roland Hooks, Sept. 9, 1979 at Buffalo (4 rush TDs)
24 Az-Zahir Hakim, Oct. 3, 1999 vs. St. Louis (3 rec TDs, 1 PR TD)
24 LaDainian Tomlinson, Nov. 12, 2006 vs. San Diego (4 rush TDs)

TOUCHDOWNS

- 4 Roland Hooks, Sept. 9, 1979 at Buffalo (4 rush TDs)
4 Az-Zahir Hakim, Oct. 3, 1999 vs. St. Louis (3 rec TDs, 1 PR TD)
4 LaDainian Tomlinson, Nov. 12, 2006 vs. San Diego (4 rush TDs)

FIELD GOALS

- 5 Pat Leahy, Sept. 16, 1984 at N.Y. Jets (5-for-5)
5 Nick Lowery, Nov. 13, 1988 at Kansas City (5-for-5)
5 Rich Karlis, Dec. 25, 1989 at Minnesota (5-for-6)
5 Matt Stover, Oct. 29, 1995 vs. Cleveland (5-for-5)
5 Matt Stover, Dec. 26, 1999 at Baltimore (5-for-5)
5 Steve Christie, Dec. 26, 2004 vs. N.Y. Giants (5-for-5)

LONGEST FIELD GOALS

- 60 Steve Cox, Oct. 21, 1984 vs. Cleveland
54 Eddie Murray, Dec. 11, 1983 vs. Detroit
53 Raul Allegre, Oct. 2, 1983 vs. Baltimore
53 Dean Biasucci, Sept. 12, 1993 vs. Indianapolis
53 Michael Husted, Oct. 8, 1995 at Tampa Bay
53 Josh Scobee, Oct. 9, 2005 at Jacksonville

RUSHING

TOTAL RUSHING ATTEMPTS

- 45 Jamie Morris, Dec. 17, 1988 vs. Washington-OT (152 yds)
41 Franco Harris, Oct. 17, 1976 at Pittsburgh (143 yds)
40 Adrian Murrell, Sept. 28, 1997 vs. N.Y. Jets (156 yds)

RUSHING YARDS

- 227 Priest Holmes, Nov. 22, 1998 vs. Baltimore (36 att)
216 Jamal Lewis, Sept. 16, 2007 at Cleveland (27 att)
215 Terrell Davis, Sept. 21, 1997 at Denver (27 att)
202 Earl Campbell, Oct. 26, 1980 at Houston (27 att)
201 Larry Johnson, Jan. 1, 2006 at Kansas City (26 att)

RUSHING TOUCHDOWNS

- 4 Roland Hooks, Sept. 9, 1979 at Buffalo
4 LaDainian Tomlinson, Nov. 12, 2006 vs. San Diego
3 (many times; most recent: Larry Johnson, Jan. 1, 2006 at Kansas City)

LONGEST RUSHES

- 92 Bo Jackson, Nov. 5, 1989 at Los Angeles Raiders (TD)
88 Bo Jackson, Dec. 16, 1990 at Los Angeles Raiders
80 Warren McVea, Oct. 26, 1969 at Kansas City (TD)

PASSING

TOTAL PASSING ATTEMPTS

- 63 Elvis Grbac, Sept. 23, 2001 vs. Baltimore (33-of-63)
62 Phil Simms, Oct. 13, 1985 vs. N.Y. Giants (40-of-62)
58 Donovan McNabb, Nov. 16, 2008 vs. Philadelphia (28-of-58)
54 Jerry Rhyme, Dec. 13, 1970 at Houston (27-of-54)

COMPLETIONS

- 40 Phil Simms, Oct. 13, 1985 vs. N.Y. Giants (40-of-62)
37 Drew Brees, Nov. 19, 2006 at New Orleans (37-of-52)
33 Dan Marino, Oct. 1, 1995 vs. Miami (33-of-48)
33 Elvis Grbac, Sept. 23, 2001 vs. Baltimore (33-of-63)
31 Brett Favre, Dec. 3, 1995 at Green Bay (31-of-43)

PASSING YARDS

- 513 Phil Simms, Oct. 13, 1985 vs. N.Y. Giants (40-of-62)
510 Drew Brees, Nov. 19, 2006 at New Orleans (37-of-52)
450 Dan Marino, Oct. 1, 1995 vs. Miami (33-of-48)
437 Jeff Garcia, Dec. 5, 1999 vs. San Francisco (33-of-49)
435 Dan Fouts, Dec. 20, 1982 at San Diego (25-of-40)

TOUCHDOWN PASSES

- 5 Warren Moon, Oct. 14, 1990 at Houston
5 Jim Kelly, Oct. 21, 1991 at Buffalo
5 Warren Moon, Oct. 11, 1992 vs. Houston
5 Kelly Holcomb, Nov. 28, 2004 vs. Cleveland
5 Derek Anderson, Sept. 16, 2007 at Cleveland

PASSES HAD INTERCEPTED

- 5 Daryle Lamonica, Nov. 2, 1969 vs. Oakland (44 passes)
5 Daunte Culpepper, Sept. 18, 2005 vs. Minnesota (37 passes)
5 Kyle Orton, Sept. 25, 2005 at Chicago (39 passes)
5 Brett Favre, Oct. 30, 2005 vs. Green Bay (39 passes)

LONGEST PASSES

- 99 Jeff Garcia to Andre' Davis, Oct. 17, 2004 at Cleveland (TD)
87 Jerry Rhyme to Charlie Joiner, Dec. 13, 1970 at Houston (TD)
84 Jim Kelly to Chris Burckett, Sept. 14, 1986 vs. Buffalo (TD)
84 Jay Schroeder to Willie Gault, Nov. 5, 1989 at L.A. Raiders (TD)

RECEIVING

TOTAL RECEPTIONS

- 14 Jimmy Smith, Jan. 2, 2000 at Jacksonville (165 yds)
13 Art Monk, Dec. 15, 1985 at Washington (230 yds)
13 Hines Ward, Nov. 30, 2003 at Pittsburgh (149 yds)
12 Mark Bavaro, Oct. 13, 1985 vs. N.Y. Giants (176 yds)

RECEIVING YARDS

- 260 Wes Chandler, Dec. 20, 1982 at San Diego (10 catches)
230 Art Monk, Dec. 15, 1985 at Washington (13 catches)
220 James Lofton, Oct. 21, 1991 at Buffalo (8 catches)
198 Roger Carr, Sept. 19, 1976 at Baltimore (6 catches)

RECEIVING TOUCHDOWNS

- 3 Warren Wells, Dec. 7, 1969 at Oakland
3 Roger Carr, Sept. 19, 1976 at Baltimore
3 Haywood Jeffries, Oct. 11, 1992 vs. Houston
3 Haywood Jeffries, Nov. 14, 1993 vs. Houston
3 Az-Zahir Hakim, Oct. 3, 1999 vs. St. Louis
3 Steve Heiden, Nov. 28, 2004 vs. Cleveland
3 Marvin Harrison, Dec. 18, 2006 at Indianapolis

PUNTING

TOTAL PUNTS

- 12 Bill Van Heusen, Oct. 6, 1968 at Denver (532 yds)
12 Josh Miller, Oct. 15, 2000 at Pittsburgh (526 yds)

LONGEST PUNTS

- 76 Lee Johnson, Sept. 9, 2001 vs. New England
74 Dan Pastorini, Oct. 24, 1976 at Houston
72 Brian Hansen, Oct. 17, 1993 vs. Cleveland
72 Sean Landeta, Sept. 20, 1998 vs. Green Bay
72 Josh Miller, Nov. 30, 2003 at Pittsburgh

PUNT RETURNS

PUNT RETURN YARDS

- 153 Steve Smith, Dec. 8, 2002 at Carolina (3 ret)
127 Billy (White Shoes) Johnson, Oct. 5, 1975 at Houston (6 ret)
115 Eric Metcalf, Sept. 4, 1994 vs. Cleveland (4 ret)

LONGEST PUNT RETURNS

- 95 Lamont Brightful, Nov. 10, 2002 at Baltimore (TD)
92 Eric Metcalf, Sept. 4, 1994 vs. Cleveland (TD)
87 Jermaine Lewis, Sept. 27, 1998 at Baltimore (TD)
87 Steve Smith, Dec. 8, 2002 at Carolina (TD)

KICKOFF RETURNS

KICKOFF RETURN YARDS

- 229 Desmond Howard, Oct. 28, 2001 at Detroit (5 ret)
220 Terrence McGee, Dec. 24, 2005 vs. Buffalo (5 ret)
212 Richard Alston, Nov. 28, 2004 vs. Cleveland (10 ret)

LONGEST KICKOFF RETURNS

- 105 Mercury Morris, Sept. 14, 1969 vs. Miami (TD)
103 Bob Gresham, Sept. 23, 1973 vs. Houston (TD)
101 Derrick Mason, Nov. 18, 2001 vs. Tennessee (TD)
100 Max Anderson, Sept. 22, 1968 vs. Buffalo (TD)
100 Jon Vaughn, Dec. 20, 1992 vs. New England (TD)

INTERCEPTIONS

TOTAL INTERCEPTIONS

- 3 Mike Wagner, Oct. 28, 1973 at Pittsburgh
3 Lee Roy Jordan, Nov. 4, 1973 at Dallas
3 Anthony Leonard, Oct. 1, 1978 at San Francisco
3 Todd Scott, Sept. 27, 1992 vs. Minnesota
3 Antrel Rolle, Nov. 18, 2007 vs. Arizona

LONGEST INTERCEPTION RETURNS

- 98 Chad Williams, Dec. 1, 2002 vs. Baltimore (TD)
85 Kelvin Hayden, Dec. 7, 2008 at Indianapolis (TD)
83 Phillip Buchanon, Sept. 14, 2003 at Oakland (TD)
76 Clay Matthews (36 yds.), lateral to Carl Hairston (40),
Dec. 13, 1987 at Cleveland
74 George Teague, Dec. 3, 1995 at Green Bay

BENGALS POSTSEASON INDIVIDUAL RECORDS

— KEY —

- * AFC Wild Card Playoff
- ** AFC Divisional Playoff
- *** AFC Championship
- + AFC First-Round Playoff (Super Bowl Tournament)
- # Super Bowl XVI (at Pontiac, Mich.)
- ## Super Bowl XXIII (at Miami, Fla.)

NOTE: The years listed are the seasons in which playoff berths were earned (not the calendar years in which playoff games were played).

SCORING

TOTAL POINTS

CAREER	52	Jim Breech1981, '82, '88, '90
	24	Ikcey Woods1988, '90
	18	Dan Ross1981, '82

GAME	12	Charles Alexander ...	1981 (Jan. 3, 1982 vs. Buff.)**
	12	Dan Ross1981 (Jan. 24, 1982 against S.F.)#
	12	Stanley Wilson1988 (Dec. 31, 1988 vs. Sea.)**
	12	Ikcey Woods1988 (Jan. 8, 1989 vs. Buff.)***

TOUCHDOWNS

CAREER	4	Ikcey Woods1988, '90
	3	Dan Ross1981, '82
	2	(5 tied)	

GAME	2	Charles Alexander ...	1981 (Jan. 3, 1982 vs. Buff.)**
	2	Dan Ross1981 (Jan. 24, 1982 against S.F.)#
	2	Stanley Wilson1988 (Dec. 31, 1988 vs. Sea.)**
	2	Ikcey Woods1988 (Jan. 8, 1989 vs. Buff.)***

POINTS AFTER TOUCHDOWNS

CAREER	25	Jim Breech1981, '82, '88, '90
	4	Dave Green1975
	2	Shayne Graham2005

GAME	5	Jim Breech1990 (Jan. 6, 1991 vs. Hou.)*
	4	Jim Breech1981 (Jan. 3, 1982 vs. Buff.)**
	3	(5 times)	

FIELD GOALS

CAREER	9	Jim Breech1981, '82, '88, '90
	3	Horst Muhlmann1970, '73
	1	Shayne Graham2005

GAME	3	Horst Muhlmann1973 (Dec. 23, 1973 at Mia.)**
	3	Jim Breech1988 (Jan. 22, 1989 against S.F.)##
	2	Jim Breech1981 (Jan. 10, 1982 vs. S.D.)***
	2	Jim Breech1990 (Jan. 6, 1991 vs. Hou.)*

LONGEST FIELD GOALS

46	Horst Muhlmann1973 (Dec. 23, 1973 at Mia.)**
43	Jim Breech1988 (Jan. 22, 1989 against S.F.)##
40	Jim Breech1988 (Jan. 22, 1989 against S.F.)##

RUSHING

TOTAL RUSHING ATTEMPTS

CAREER	89	Ikcey Woods1988, '90
	61	Pete Johnson1981, '82
	43	James Brooks1988, '90

GAME	29	Ikcey Woods1988 (Jan. 8, 1989 vs. Buff.)***
	23	Ikcey Woods1988 (Dec. 31, 1988 vs. Sea.)**
	21	Pete Johnson1981 (Jan. 10, 1982 vs. S.D.)***

RUSHING YARDS

CAREER	391	Ikcey Woods1988, '90
	187	Pete Johnson1981, '82
	145	James Brooks1988, '90

GAME	126	Ikcey Woods1988 (Dec. 31, 1988 vs. Sea.)**
	102	Ikcey Woods1988 (Jan. 8, 1989 vs. Buff.)***
	80	Pete Johnson1981 (Jan. 10, 1982 vs. S.D.)***

AVERAGE YARDS PER RUSHING ATTEMPT

CAREER	4.4	Ikcey Woods1988, '90
	3.7	Charles Alexander1981, '82
	3.4	James Brooks1988, '90

NOTE: Minimum 30 attempts.

GAME	5.5	Ikcey Woods1988 (Dec. 31, 1988 vs. Sea.)**
	4.0	Ikcey Woods1988 (Jan. 22, 1989 against S.F.)##
	3.8	Pete Johnson1981 (Jan. 10, 1982 vs. S.D.)***

NOTE: Minimum 15 attempts.

RUSHING TOUCHDOWNS

CAREER	4	Ikcey Woods1988, '90
	2	Charles Alexander1981, '82
	2	Pete Johnson1981, '82
	2	Stanley Wilson1988

GAME	2	Charles Alexander ...	1981 (Jan. 3, 1982 vs. Buff.)**
	2	Stanley Wilson1988 (Dec. 31, 1988 vs. Sea.)**
	2	Ikcey Woods1988 (Jan. 8, 1989 vs. Buff.)***

LONGEST RUSHES

30	Ikcey Woods1988 (Dec. 31, 1988 vs. Sea.)**
29	Boomer Esiason1988 (Jan. 8, 1989 vs. Buff.)***
26	James Brooks1988 (Dec. 31, 1988 vs. Sea.)**

PASSING

TOTAL PASSING ATTEMPTS

CAREER	166	Ken Anderson1973, '75, '81, '82
	99	Boomer Esiason1988, '90
	40	Jon Kitna2005

GAME	40	Jon Kitna2005 (Jan. 8, 2006 vs. Pitt.)*
	35	Ken Anderson1982 (Jan. 9, 1983 vs. NYJ)+
	34	Ken Anderson1981 (Jan. 24, 1982 against S.F.)#

COMPLETIONS

CAREER	110	Ken Anderson1973, '75, '81, '82
	51	Boomer Esiason1988, '90
	24	Jon Kitna2005

GAME	26	Ken Anderson1982 (Jan. 9, 1983 vs. NYJ)+
	25	Ken Anderson1981 (Jan. 24, 1982 against S.F.)#
	24	Jon Kitna2005 (Jan. 8, 2006 vs. Pitt.)*

COMPLETION PERCENTAGE

CAREER	66.3	Ken Anderson1973, '75, '81, '82
	60.0	Jon Kitna2005
	51.5	Boomer Esiason1988, '90

NOTE: Minimum 30 attempts.

GAME	74.3	Ken Anderson1982 (Jan. 9, 1983 vs. NYJ)+
	73.5	Ken Anderson1981 (Jan. 24, 1982 against S.F.)#
	70.0	Boomer Esiason1990 (Jan. 6, 1991 vs. Hou.)*

NOTE: Minimum 15 attempts.

PASSING YARDS

CAREER	1321	Ken Anderson1973, '75, '81, '82
	600	Boomer Esiason1988, '90
	197	Jon Kitna2005

GAME	354	Ken Anderson1982 (Jan. 9, 1983 vs. NYJ)+
	300	Ken Anderson1981 (Jan. 24, 1982 against S.F.)#
	201	Ken Anderson1975 (Dec. 28, 1975 at Oak.)**

AVERAGE YARDS PER PASSING ATTEMPT

CAREER	7.96	Ken Anderson1973, '75, '81, '82
	6.06	Boomer Esiason1988, '90
	4.93	Jon Kitna2005

NOTE: Minimum 30 attempts.

GAME	10.11	Ken Anderson1982 (Jan. 9, 1983 vs. NYJ)+
	9.14	Ken Anderson1981 (Jan. 3, 1982 vs. Buff.)**
	8.82	Ken Anderson1981 (Jan. 24, 1982 against S.F.)#

NOTE: Minimum 15 attempts.

TOUCHDOWN PASSES

CAREER	9	Ken Anderson.....	1973, '75, '81, '82
	4	Boomer Esiason.....	1988, '90
	1	Jon Kitna.....	2005
GAME	2	Ken Anderson.....	1975 (Dec. 28, 1975 at Oak.)**
	2	Ken Anderson.....	1981 (Jan. 10, 1982 vs. S.D.)***
	2	Ken Anderson.....	1981 (Jan. 24, 1982 against S.F.)#
	2	Ken Anderson.....	1982 (Jan. 9, 1983 vs. NYJ)+
	2	Boomer Esiason.....	1980 (Jan. 6, 1991 vs. Hou.)*

PASSES HAD INTERCEPTED

CAREER	6	Ken Anderson.....	1973, '75, '81, '82
	3	Boomer Esiason.....	1988, '90
	2	Jon Kitna.....	2005
GAME	3	Ken Anderson.....	1982 (Jan. 9, 1983 vs. NYJ)+
	2	Ken Anderson.....	1981 (Jan. 24, 1982 against S.F.)#
	2	Boomer Esiason.....	1988 (Jan. 8, 1989 vs. Buff.)***
	2	Jon Kitna.....	2005 (Jan. 8, 2006 vs. Pitt.)*

PASSER RATING

CAREER	93.5	Ken Anderson.....	1973, '75, '81, '82
	71.1	Boomer Esiason.....	1988, '90
	60.1	Jon Kitna.....	2005

NOTE: Minimum 30 attempts.

GAME	125.0	Boomer Esiason.....	1990 (Jan. 6, 1991 vs. Hou.)*
	115.9	Ken Anderson.....	1981 (Jan. 10, 1982 vs. S.D.)***
	111.6	Ken Anderson.....	1981 (Jan. 3, 1982 vs. Buff.)**

NOTE: Minimum 15 attempts.

LONGEST PASSES

66	Carson Palmer to Chris Henry.....	2005 (Jan. 8, 2006 vs. Pitt.)*
53	Ken Anderson to Cris Collinsworth.....	1982 (Jan. 9, 1983 vs. NYJ)+
49	Ken Anderson to Cris Collinsworth.....	1981 (Jan. 24, 1982 against S.F.)#

RECEIVING

TOTAL RECEPTIONS

CAREER	28	Dan Ross.....	1981, '82
	21	Cris Collinsworth.....	1981, '82, '88
	13	Isaac Curtis.....	1973, '75, '81, '82
GAME	11	Dan Ross.....	1981 (Jan. 24, 1982 against S.F.)#
	9	Lenvil Elliott.....	1973 (Dec. 23, 1973 at Mia.)**
	7	Cris Collinsworth.....	1982 (Jan. 9, 1983 vs. NYJ)+

RECEIVING YARDS

CAREER	354	Cris Collinsworth.....	1981, '82, '88
	333	Dan Ross.....	1981, '82
	184	Isaac Curtis.....	1973, '75, '81, '82
	184	Rodney Holman.....	1982, '88, '90
GAME	120	Cris Collinsworth.....	1982 (Jan. 9, 1983 vs. NYJ)+
	107	Cris Collinsworth.....	1981 (Jan. 24, 1982 against S.F.)#
	104	Dan Ross.....	1981 (Jan. 24, 1982 against S.F.)#

AVERAGE YARDS PER RECEPTION

CAREER	16.9	Cris Collinsworth.....	1981, '82, '88
	16.7	Rodney Holman.....	1982, '88, '90
	14.2	Isaac Curtis.....	1973, '75, '81, '82

NOTE: Minimum 8 receptions.

GAME	21.4	Cris Collinsworth.....	1981 (Jan. 24, 1982 against S.F.)#
	17.1	Cris Collinsworth.....	1982 (Jan. 9, 1983 vs. NYJ)+
	16.5	Chip Myers.....	1970 (Dec. 26, 1970 at Balt.)**

NOTE: Minimum 4 receptions.

RECEIVING TOUCHDOWNS

CAREER	3	Dan Ross.....	1981, '82
	2	Isaac Curtis.....	1973, '75, '81, '82
	1	(9 tied)	

GAME	2	Dan Ross.....	1981 (Jan. 24, 1982 against S.F.)#
	1	(12 times)	

LONGEST RECEPTIONS

66	Chris Henry from Carson Palmer.....	2005 (Jan. 8, 2006 vs. Pitt.)*
53	Cris Collinsworth from Ken Anderson.....	1982 (Jan. 9, 1983 vs. NYJ)+
49	Cris Collinsworth from Ken Anderson.....	1981 (Jan. 24, 1982 against S.F.)#

PUNTING

TOTAL PUNTS

CAREER	25	Lee Johnson.....	1988, '90
	15	Dave Lewis.....	1970, '73
	12	Pat McInally.....	1981, '82

GAME	8	Dave Lewis.....	1970 (Dec. 26, 1970 at Balt.)**
	7	Dave Lewis.....	1973 (Dec. 23, 1973 at Mia.)**
	6	Dave Green.....	1975 (Dec. 28, 1975 at Oak.)**
	6	Lee Johnson.....	1988 (Dec. 31, 1988 vs. Sea.)**
	6	Lee Johnson.....	1988 (Jan. 8, 1989 vs. Buff.)***

PUNTING YARDS

CAREER	1111	Lee Johnson.....	1988, '90
	567	Dave Lewis.....	1970, '73
	487	Pat McInally.....	1981, '82

GAME	313	Dave Lewis.....	1970 (Dec. 26, 1970 at Balt.)**
	276	Dave Johnson.....	1988 (Dec. 31, 1988 vs. Sea.)**
	258	Lee Johnson.....	1990 (Jan. 13, 1991 at L.A.-Raid.)**

AVERAGE YARDS PER PUNT

CAREER	44.4	Lee Johnson.....	1988, '90
	40.6	Pat McInally.....	1981, '82
	37.8	Dave Lewis.....	1970, '73

NOTE: Minimum 8 punts.

GAME	51.6	Lee Johnson.....	1990 (Jan. 13, 1991 at L.A.-Raid.)**
	46.0	Lee Johnson.....	1988 (Dec. 31, 1988 vs. Sea.)**
	44.6	Lee Johnson.....	1988 (Jan. 22, 1989 against S.F.)#

NOTE: Minimum 4 punts.

NET YARDS PER PUNT

CAREER	38.6	Lee Johnson.....	1988, '90
	37.0	Pat McInally.....	1981, '82
	34.2	Dave Lewis.....	1970, '73

NOTE: Minimum 8 punts.

GAME	43.6	Lee Johnson.....	1990 (Jan. 13, 1991 at L.A.-Raid.)**
	41.0	Lee Johnson.....	1988 (Dec. 31, 1988 vs. Sea.)**
	37.5	Pat McInally.....	1981 (Jan. 3, 1982 vs. Buff.)**

NOTE: Minimum 4 punts.

INSIDE-20 PUNTS

CAREER	8	Lee Johnson.....	1988, '90
	2	Pat McInally.....	1981, '82
	1	Dave Lewis.....	1970, '73

GAME	3	Lee Johnson.....	1988 (Jan. 8, 1989 vs. Buff.)***
	3	Lee Johnson.....	1988 (Jan. 22, 1989 against S.F.)#
	2	Pat McInally.....	1981 (Jan. 24, 1982 against S.F.)#

LONGEST PUNTS

64	Lee Johnson.....	1990 (Jan. 13, 1991 at L.A.-Raid.)**
63	Lee Johnson.....	1988 (Jan. 22, 1989 against S.F.)#
60	Pat McInally.....	1981 (Jan. 3, 1982 vs. Buff.)**

PUNT RETURNS

TOTAL PUNT RETURNS

CAREER	6	Ira Hillary.....	1988
	5	Mike Fuller.....	1981, '82
	3	Lemar Parrish.....	1970, '73, '75
	3	Mitchell Price.....	1990

GAME	4	Mike Fuller.....	1981 (Jan. 24, 1982 against S.F.)#
	4	Ira Hillary.....	1988 (Dec. 31, 1988 vs. Sea.)**
	3	Mitchell Price.....	1990 (Jan. 6, 1991 vs. Hou.)*

PUNT RETURN YARDS

CAREER	62	Mike Fuller.....	1981, '82
	42	Ira Hillary.....	1988
	42	Mitchell Price.....	1990

GAME	42	Mitchell Price.....	1990 (Jan. 6, 1991 vs. Hou.)*
	35	Mike Fuller.....	1981 (Jan. 24, 1982 against S.F.)#
	27	Mike Fuller.....	1981 (Jan. 3, 1982 vs. Buff.)**

AVERAGE YARDS PER PUNT RETURN

CAREER	12.4	Mike Fuller.....	1981, '82
	7.2	Ira Hillary.....	1988

NOTE: Minimum 4 returns.

GAME	14.0	Mitchell Price.....	1990 (Jan. 6, 1991 vs. Hou.)*
	12.0	Ira Hillary.....	1988 (Jan. 8, 1989 vs. Buff.)***
	8.8	Mike Fuller.....	1981 (Jan. 24, 1982 against S.F.)#

NOTE: Minimum 2 returns.

LONGEST PUNT RETURNS

34	Mitchell Price.....	1990 (Jan. 6, 1991 vs. Hou.)*
27	Mike Fuller.....	1981 (Jan. 3, 1982 vs. Buff.)*
17	Mike Fuller.....	1981 (Jan. 24, 1982 against S.F.)#

KICKOFF RETURNS

TOTAL KICKOFF RETURNS

CAREER	17	David Verser.....	1981, '82
	8	Stanford Jennings.....	1988, '90
	5	Tab Perry.....	2005

GAME	7	David Verser.....	1982 (Jan. 9, 1983 vs. NYJ)+
	5	David Verser.....	1981 (Jan. 24, 1982 against S.F.)#
	5	Tab Perry.....	2005 (Jan. 8, 2006 vs. Pitt.)*

KICKOFF RETURN YARDS

CAREER	302	David Verser.....	1981, '82
	240	Stanford Jennings.....	1988, '90
	119	Tab Perry.....	2005

GAME	119	Tab Perry.....	2005 (Jan. 8, 2006 vs. Pitt.)*
	117	Stanford Jennings.....	1988 (Jan. 22, 1989 against S.F.)#
	116	David Verser.....	1982 (Jan. 9, 1983 vs. NYJ)+

AVERAGE YARDS PER KICKOFF RETURN

CAREER	30.0	Stanford Jennings.....	1988, '90
	23.8	Tab Perry.....	2005
	17.8	David Verser.....	1981, '82

NOTE: Minimum 4 returns.

GAME	58.5	Stanford Jennings.....	1988 (Jan. 22, 1989 against S.F.)#
	23.8	Tab Perry.....	2005 (Jan. 8, 2006 vs. Pitt.)*
	23.5	David Verser.....	1981 (Jan. 3, 1982 vs. Buff.)*

NOTE: Minimum 2 returns.

LONGEST KICKOFF RETURNS

93-td	Stanford Jennings.....	1988 (Jan. 22, 1989 against S.F.)#
40	David Verser.....	1981 (Jan. 3, 1982 vs. Buff.)*
40	David Verser.....	1981 (Jan. 10, 1982 vs. S.D.)***

INTERCEPTIONS

TOTAL INTERCEPTIONS

CAREER	3	David Fulcher.....	1988, '90
	3	Ken Riley.....	1970, '73, '75, '81, '82
	2	Eric Thomas.....	1988, '90

GAME	1	(15 times)
-------------	---	------------

INTERCEPTION RETURN YARDS

CAREER	54	David Fulcher.....	1988, '90
	45	Neal Craig.....	1973
	34	Ken Riley.....	1970, '73, '75, '81, '82

GAME	45	Neal Craig.....	1973 (Dec. 23, 1973 at Mia.)*
	43	David Fulcher.....	1990 (Jan. 6, 1991 vs. Hou.)*
	34	Ken Riley.....	1975 (Dec. 28, 1975 at Oak.)*

LONGEST INTERCEPTION RETURNS

45-td	Neal Craig.....	1973 (Dec. 23, 1973 at Mia.)*
43	David Fulcher.....	1990 (Jan. 6, 1991 vs. Hou.)*
34	Ken Riley.....	1975 (Dec. 28, 1975 at Oak.)*

SACKS

TOTAL SACKS

CAREER	4	Jason Buck.....	1988, '90
	3	David Grant.....	1988, '90
	3	Reggie Williams.....	1981, '82, '88

GAME	1	(20 times)
-------------	---	------------

1000-YARD DUOS ... AND A TRIO

Ten times in the Bengals' 41-year history the team has had both a 1000-yard rusher and a 1000-yard receiver in the same season. In 2006, the Bengals had a 1000-yard rusher and two 1000-yard receivers for the only time in team history.

Year	Rusher	Yds.	Receiver	Yds.
1981	Pete Johnson	1077	Cris Collinsworth	1009
1986	James Brooks	1087	Cris Collinsworth	1024
1988	Ickey Woods	1066	Eddie Brown	1273
1989	James Brooks	1239	Tim McGee	1211
1998	Corey Dillon	1130	Carl Pickens	1023
1999	Corey Dillon	1200	Darnay Scott	1022
2002	Corey Dillon	1311	Chad Ochocinco	1166
2004	Rudi Johnson	1454	Chad Ochocinco	1274
2005	Rudi Johnson	1458	Chad Ochocinco	1432
2006	Rudi Johnson	1309	Chad Ochocinco	1369
			T.J. Houshmandzadeh	1081

BENGALS POSTSEASON TEAM RECORDS

— KEY —

- * AFC Wild Card Playoff
- ** AFC Divisional Playoff
- *** AFC Championship
- + AFC First-Round Playoff (Super Bowl Tournament)
- # Super Bowl XVI (at Pontiac, Mich.)
- ## Super Bowl XXIII (at Miami, Fla.)

NOTE: The years listed are the seasons in which playoff berths were earned (not the calendar years in which playoff games were played).

SCORING

POINTS SCORED

GAME	41	1990 (Jan. 6, 1991 vs. Hou.)*
HALF	21	1975 (Dec. 28, 1975 at Oak.)**2nd half
QUARTER	14	(6 times)

TOUCHDOWNS

GAME	5	1990 (Jan. 6, 1991 vs. Hou.)*
HALF	3	1975 (Dec. 28, 1975 at Oak.)**2nd half
	3	1981 (Jan. 24, 1982 against S.F.)#2nd half
	3	1988 (Dec. 31, 1988 vs. Sea.)**1st half
	3	1990 (Jan. 6, 1991 vs. Hou.)*2nd half

RUSHING TOUCHDOWNS

GAME	3	1981 (Jan. 3, 1982 vs. Buff.)**
	3	1988 (Dec. 31, 1988 vs. Sea.)**
	3	1990 (Jan. 6, 1991 vs. Hou.)*
HALF	3	1988 (Dec. 31, 1988 vs. Sea.)**1st half

PASSING TOUCHDOWNS

GAME	2	(5 times)
HALF	2	1975 (Dec. 28, 1975 at Oak.)**2nd half
	2	1981 (Jan. 24, 1982 against S.F.)#2nd half
	2	1982 (Jan. 9, 1983 vs. NYJ)+1st half

FIELD GOALS

GAME	3	1973 (Dec. 23, 1973 at Mia.)**
	3	1988 (Jan. 22, 1989 against S.F.)##
HALF	3	1973 (Dec. 23, 1973 at Mia.)**1st half

OFFENSE

FIRST DOWNS

GAME	24	1981 (Jan. 24, 1982 against S.F.)#
	24	1990 (Jan. 6, 1991 vs. Hou.)*
HALF	17	1981 (Jan. 24, 1982 against S.F.)#2nd half

TOTAL NET YARDS

GAME	395	1982 (Jan. 9, 1983 vs. NYJ)+
HALF	257	1981 (Jan. 24, 1982 against S.F.)#2nd half

NET YARDS RUSHING

GAME	254	1988 (Dec. 31, 1988 vs. Sea.)**
HALF	165	1988 (Dec. 31, 1988 vs. Sea.)**1st half

RUSHING ATTEMPTS

GAME	50	1988 (Jan. 8, 1989 vs. Buff.)***
HALF	29	1988 (Jan. 8, 1989 vs. Buff.)***2nd half

NET YARDS PASSING

GAME	333	1982 (Jan. 9, 1983 vs. NYJ)+
HALF	197	1982 (Jan. 9, 1983 vs. NYJ)+1st half

PASSING ATTEMPTS

GAME	41	2005 (Jan. 8, 2006 vs. Pitt.)*
HALF	21	2005 (Jan. 8, 2006 vs. Pitt.)*1st half

COMPLETIONS

GAME	26	1982 (Jan. 9, 1983 vs. NYJ)+
HALF	17	1981 (Jan. 24, 1982 against S.F.)#2nd half

PASSES HAD INTERCEPTED

GAME	3	1982 (Jan. 9, 1983 vs. NYJ)+
HALF	2	1982 (Jan. 9, 1983 vs. NYJ)+2nd half
	2	1988 (Jan. 8, 1989 vs. Buff.)*1st half
	2	2005 (Jan. 8, 2006 vs. Pitt.)*2nd half

SACKS ALLOWED

GAME	5	1975 (Dec. 28, 1975 at Oak.)**
	5	1981 (Jan. 24, 1982 against S.F.)#
	5	1988 (Jan. 22, 1989 against S.F.)##
HALF	4	1982 (Jan. 9, 1983 vs. NYJ)+1st half
	4	1988 (Jan. 22, 1989 against S.F.)##2nd half

DEFENSE

FEWEST POINTS ALLOWED

GAME	7	1981 (Jan. 10, 1982 vs. S.D.)***
HALF	0	1981 (Jan. 10, 1982 vs. S.D.)***2nd half
	0	1988 (Dec. 31, 1988 vs. Sea.)**1st half
	0	1988 (Jan. 8, 1989 vs. Buff.)*2nd half
	0	1990 (Jan. 6, 1991 vs. Hou.)*1st half

FEWEST FIRST DOWNS ALLOWED

GAME	10	1988 (Jan. 8, 1989 vs. Buff.)*
HALF	1	1990 (Jan. 6, 1991 vs. Hou.)*1st half

FEWEST TOTAL NET YARDS ALLOWED

GAME	181	1988 (Jan. 8, 1989 vs. Buff.)*
HALF	36	1990 (Jan. 6, 1991 vs. Hou.)*1st half

FEWEST NET YARDS RUSHING ALLOWED

GAME	22	1988 (Dec. 31, 1988 vs. Sea.)**
HALF	0	1988 (Dec. 31, 1988 vs. Sea.)**1st half

FEWEST NET YARDS PASSING ALLOWED

GAME	129	1970 (Dec. 26, 1970 at Balt.)*
HALF	16	1981 (Jan. 24, 1982 against S.F.)#2nd half

INTERCEPTIONS

GAME	3	1988 (Jan. 8, 1989 vs. Buff.)*
HALF	2	1981 (Jan. 3, 1982 vs. Buff.)*1st half
	2	1981 (Jan. 10, 1982 vs. S.D.)***1st half
	2	1988 (Jan. 8, 1989 vs. Buff.)*1st half

SACKS

GAME	4	1988 (Jan. 22, 1989 against S.F.)##
HALF	3	1988 (Dec. 31, 1988 vs. Sea.)*2nd half

MISCELLANEOUS

MOST PENALTIES INCURRED

GAME	8	1981 (Jan. 24, 1982 against S.F.)#
HALF	6	1988 (Jan. 22, 1989 against S.F.)#2nd half

MOST PENALTY YARDS INCURRED

GAME	90	2005 (Jan. 8, 2006 vs. Pitt.)*
HALF	50	1988 (Jan. 22, 1989 against S.F.)##2nd half
	50	2005 (Jan. 8, 2006 vs. Pitt.)*2nd half

MOST TIME OF POSSESSION

GAME	39:45	1990 (Jan. 6, 1991 vs. Hou.)*
HALF	25:04	1990 (Jan. 6, 1991 vs. Hou.)*1st half

NOTE: Time of possession was not recorded until 1977, and thus is not available for the Bengals' 1970, '73 and '75 playoff games.

OPPONENTS POSTSEASON INDIVIDUAL SINGLE-GAME RECORDS

— KEY —

- * AFC Wild Card Playoff
- ** AFC Divisional Playoff
- *** AFC Championship
- + AFC First-Round Playoff (Super Bowl Tournament)
- # Super Bowl XVI (at Pontiac, Mich.)
- ## Super Bowl XXIII (at Miami, Fla.)

NOTE: The years listed are the seasons in which playoff berths were earned (not the calendar years in which playoff games were played).

SCORING

TOTAL POINTS

14	Ray Wersching1981 (Jan. 24, 1982 against S.F.)#
14	Pat Leahy1982 (Jan. 9, 1983 vs. NYJ)+
12	Joe Cribbs1981 (Jan. 3, 1982 vs. Buff.)**
12	Ernest Givens1990 (Jan. 6, 1991 vs. Hou.)*

TOUCHDOWNS

2	Joe Cribbs1981 (Jan. 3, 1982 vs. Buff.)**
2	Ernest Givens1990 (Jan. 6, 1991 vs. Hou.)*
1	(30 times)	

POINTS AFTER TOUCHDOWNS

5	Pat Leahy1982 (Jan. 9, 1983 vs. NYJ)+
4	Garó Yepremian1973 (Dec. 23, 1973 at Mia.)**
4	George Blanda1975 (Dec. 28, 1975 at Oak.)*
4	Jeff Reed2005 (Jan. 8, 2006 vs. Pitt.)*

FIELD GOALS

4	Ray Wersching1981 (Jan. 24, 1982 against S.F.)#
3	Pat Leahy1982 (Jan. 9, 1983 vs. NYJ)+
2	(3 times)	

LONGEST FIELD GOALS

50	Garó Yepremian1973 (Dec. 23, 1973 at Mia.)**
49	Jeff Jaeger1990 (Jan. 13, 1991 at L.A.-Raid.)*
47	Pat Leahy1982 (Jan. 9, 1983 vs. NYJ)+

RUSHING

TOTAL RUSHING ATTEMPTS

25	Norm Bulaich1970 (Dec. 26, 1970 at Balt.)*
23	Chuck Muncie1981 (Jan. 10, 1982 vs. S.D.)***
21	Freeman McNeil1982 (Jan. 9, 1983 vs. NYJ)+
21	Marcus Allen1990 (Jan. 13, 1991 at L.A.-Raid.)*

RUSHING YARDS

202	Freeman McNeil1982 (Jan. 9, 1983 vs. NYJ)+
140	Marcus Allen1990 (Jan. 13, 1991 at L.A.-Raid.)*
116	Norm Bulaich1970 (Dec. 26, 1970 at Balt.)*

AVERAGE YARDS PER RUSHING ATTEMPT

9.6	Freeman McNeil1982 (Jan. 9, 1983 vs. NYJ)+
6.7	Marcus Allen1990 (Jan. 13, 1991 at L.A.-Raid.)*
6.0	Joe Cribbs1981 (Jan. 3, 1982 vs. Buff.)**

NOTE: Minimum 15 attempts.

RUSHING TOUCHDOWNS

2	Joe Cribbs1981 (Jan. 3, 1982 vs. Buff.)**
1	(8 times)	

LONGEST RUSHES

44-td	Joe Cribbs1981 (Jan. 3, 1982 vs. Buff.)**
35	Freeman McNeil1982 (Jan. 9, 1983 vs. NYJ)+
35	Freeman McNeil1982 (Jan. 9, 1983 vs. NYJ)+

PASSING

TOTAL PASSING ATTEMPTS

50	Dave Krieg1988 (Dec. 31, 1988 vs. Sea.)*
36	Joe Montana1988 (Jan. 22, 1989 against S.F.)##
33	Cody Carlson1990 (Jan. 6, 1991 vs. Hou.)*

COMPLETIONS

24	Dave Krieg1988 (Dec. 31, 1988 vs. Sea.)*
23	Joe Montana1988 (Jan. 22, 1989 against S.F.)##
20	Richard Todd1982 (Jan. 9, 1983 vs. NYJ)+

COMPLETION PERCENTAGE

73.9	Ken Stabler1975 (Dec. 28, 1975 at Oak.)*
73.7	Ben Roethlisberger2005 (Jan. 8, 2006 vs. Pitt.)*
71.4	Richard Todd1982 (Jan. 9, 1983 vs. NYJ)+

NOTE: Minimum 15 attempts.

PASSING YARDS

357	Joe Montana1988 (Jan. 22, 1989 against S.F.)##
297	Dave Krieg1988 (Dec. 31, 1988 vs. Sea.)*
269	Richard Todd1982 (Jan. 9, 1983 vs. NYJ)+

AVERAGE YARDS PER PASSING ATTEMPT

10.95	Ben Roethlisberger2005 (Jan. 8, 2006 vs. Pitt.)*
9.92	Joe Montana1988 (Jan. 22, 1989 against S.F.)##
9.61	Richard Todd1982 (Jan. 9, 1983 vs. NYJ)+

NOTE: Minimum 15 attempts.

TOUCHDOWN PASSES

3	Ken Stabler1975 (Dec. 28, 1975 at Oak.)*
3	Ben Roethlisberger2005 (Jan. 8, 2006 vs. Pitt.)*
2	(5 times)	

PASSES HAD INTERCEPTED

3	Jim Kelly1988 (Jan. 8, 1989 vs. Buff.)***
2	Joe Ferguson1981 (Jan. 3, 1982 vs. Buff.)**
	Dan Fouts1981 (Jan. 10, 1982 vs. S.D.)***
	Dave Krieg1988 (Dec. 31, 1988 vs. Sea.)*

PASSER RATING

148.7	Ben Roethlisberger2005 (Jan. 8, 2006 vs. Pitt.)*
121.2	Ken Stabler1975 (Dec. 28, 1975 at Oak.)*
115.2	Joe Montana1988 (Jan. 22, 1989 against S.F.)##

NOTE: Minimum 15 attempts.

LONGEST PASSES

54	Joe Ferguson to Jerry Butler1981 (Jan. 3, 1982 vs. Buff.)**
54	Ben Roethlisberger to Cedrick Wilson2005 (Jan. 8, 2006 vs. Pitt.)*
53-td	Johnny Unitas to Ed Hinton1970 (Dec. 26, 1970 at Balt.)*

RECEIVING

TOTAL RECEPTIONS

11	John L. Williams1988 (Dec. 31, 1988 vs. Sea.)*
11	Jerry Rice1988 (Jan. 22, 1989 against S.F.)##
8	Wesley Walker1982 (Jan. 9, 1983 vs. NYJ)+
8	Roger Craig1988 (Jan. 22, 1989 against S.F.)##

RECEIVING YARDS

215	Jerry Rice1988 (Jan. 22, 1989 against S.F.)##
145	Wesley Walker1982 (Jan. 9, 1983 vs. NYJ)+
137	John L. Williams1988 (Dec. 31, 1988 vs. Sea.)*

AVERAGE YARDS PER RECEPTION

24.5	Jerry Butler1981 (Jan. 3, 1982 vs. Buff.)**
23.8	Paul Warfield1973 (Dec. 23, 1973 at Mia.)**
19.5	Jerry Rice1988 (Jan. 22, 1989 against S.F.)##

NOTE: Minimum 4 receptions.

RECEIVING TOUCHDOWNS

2	Ernest Givens1990 (Jan. 6, 1991 vs. Hou.)*
1	(21 times)	

LONGEST RECEPTIONS

54	Jerry Butler fr. Joe Ferguson1981 (Jan. 3, 1982 vs. Buff.)**
54	Cedrick Wilson fr. Ben Roethlisberger2005 (Jan. 8, 2006 vs. Pitt.)*
53-td	Ed Hinton fr. Johnny Unitas1970 (Dec. 26, 1970 at Balt.)*

PUNTING

TOTAL PUNTS

6	(4 times)	
---	-----------	--

PUNTING YARDS

271	John Kidd1988 (Jan. 8, 1989 vs. Buff.)***
265	Ruben Rodriguez1988 (Dec. 31, 1988 vs. Sea.)*
256	Greg Montgomery1990 (Jan. 6, 1991 vs. Hou.)*

AVERAGE YARDS PER PUNT

46.3	Jim Miller1981 (Jan. 24, 1982 against S.F.)#
45.1	John Kidd1988 (Jan. 8, 1989 vs. Buff.)***
44.1	Ruben Rodriguez1988 (Dec. 31, 1988 vs. Sea.)*

NOTE: Minimum 4 punts.

NET YARDS PER PUNT

41.2	John Kidd.....	1988 (Jan. 8, 1989 vs. Buff.)***
41.0	Greg Montgromery.....	1988 (Dec. 31, 1988 vs. Sea.)**
37.5	Jim Miller.....	1981 (Jan. 24, 1982 against S.F.)#

NOTE: Minimum 4 punts.

INSIDE-20 PUNTS

2	Barry Helton.....	1988 (Jan. 22, 1989 against S.F.)##
2	Greg Montgromery.....	1990 (Jan. 6, 1991 vs. Hou.)*
2	Jeff Gossett.....	1990 (Jan. 13, 1991 at L.A.-Raid.)**

LONGEST PUNTS

55	Barry Helton.....	1988 (Jan. 22, 1989 against S.F.)##
54	Larry Seiple.....	1973 (Dec. 23, 1973 at Mia.)**
54	Ruben Rodriguez.....	1988 (Dec. 31, 1988 vs. Sea.)**

PUNT RETURNS

TOTAL PUNT RETURNS

7	Ron Gardin.....	1970 (Dec. 26, 1970 at Balt.)**
5	Bobby Joe Edmonds.....	1988 (Dec. 31, 1988 vs. Sea.)**
4	Neal Colzie.....	1975 (Dec. 28, 1975 at Oak.)**

PUNT RETURN YARDS

64	Neal Colzie.....	1975 (Dec. 28, 1975 at Oak.)**
56	John Taylor.....	1988 (Jan. 22, 1989 against S.F.)##
40	Tim Brown.....	1990 (Jan. 13, 1991 at L.A.-Raid.)**

AVERAGE YARDS PER PUNT RETURN

18.7	John Taylor.....	1988 (Jan. 22, 1989 against S.F.)##
16.0	Neal Colzie.....	1975 (Dec. 28, 1975 at Oak.)**
13.3	Tim Brown.....	1990 (Jan. 13, 1991 at L.A.-Raid.)**

NOTE: Minimum 2 returns.

LONGEST PUNT RETURNS

45	John Taylor.....	1988 (Jan. 22, 1989 against S.F.)##
24	Neal Colzie.....	1975 (Dec. 28, 1975 at Oak.)**
20	Neal Colzie.....	1975 (Dec. 28, 1975 at Oak.)**

KICKOFF RETURNS

TOTAL KICKOFF RETURNS

4	Clarence Davis.....	1975 (Dec. 28, 1975 at Oak.)**
4	Robb Riddick.....	1981 (Jan. 3, 1982 vs. Buff.)**
4	James Brooks.....	1981 (Jan. 10, 1982 vs. S.D.)***

KICKOFF RETURN YARDS

93	Clarence Davis.....	1975 (Dec. 28, 1975 at Oak.)**
87	James Brooks.....	1981 (Jan. 10, 1982 vs. S.D.)***
68	Robb Riddick.....	1981 (Jan. 3, 1982 vs. Buff.)**

AVERAGE YARDS PER KICKOFF RETURN

24.0	Allen Pinkett.....	1990 (Jan. 6, 1991 vs. Hou.)*
22.5	Ronnie Harmon.....	1988 (Jan. 8, 1989 vs. Buff.)***
21.8	James Brooks.....	1981 (Jan. 10, 1982 vs. S.D.)***

NOTE: Minimum 2 returns.

LONGEST KICKOFF RETURNS

37	Clarence Davis.....	1975 (Dec. 28, 1975 at Oak.)**
37	Allen Pinkett.....	1990 (Jan. 6, 1991 vs. Hou.)*
36	James Brooks.....	1981 (Jan. 10, 1982 vs. S.D.)***
36	Ike Taylor.....	2005 (Jan. 8, 2006 vs. Pitt.)*

INTERCEPTIONS

TOTAL INTERCEPTIONS

2	Johnny Lynn.....	1982 (Jan. 9, 1983 vs. NYJ)+
1	(10 times)	

INTERCEPTION RETURN YARDS

98	Darrol Ray.....	1982 (Jan. 9, 1983 vs. NYJ)+
40	Johnny Lynn.....	1982 (Jan. 9, 1983 vs. NYJ)+
27	Dwight Hicks.....	1981 (Jan. 24, 1982 against S.F.)#

LONGEST INTERCEPTION RETURNS

98-td	Darrol Ray.....	1982 (Jan. 9, 1983 vs. NYJ)+
27	Dwight Hicks.....	1981 (Jan. 24, 1982 against S.F.)#
26	Johnny Lynn.....	1982 (Jan. 9, 1983 vs. NYJ)+

SACKS

TOTAL SACKS

3	Ted Hendricks.....	1975 (Dec. 28, 1975 at Oak.)**
3	Greg Townsend.....	1990 (Jan. 13, 1991 at L.A.-Raid.)**
2	Bob Matheson.....	1973 (Dec. 23, 1973 at Mia.)**
2	Bruce Smith.....	1988 (Jan. 8, 1989 vs. Buff.)***
2	Charles Haley.....	1988 (Jan. 22, 1989 against S.F.)##

P.B. AND THE HALL OF FAME

Paul Brown, founder of the Cincinnati Bengals, was enshrined in the Pro Football Hall of Fame in 1967, and numerous other Hall of Fame members played and/or coached under Brown.

The most recent addition to P.B.'s disciples in the Hall of Fame was Bengals tackle **Anthony Muñoz**, considered by many to be the greatest offensive lineman in NFL history. Muñoz, a 1998 inductee, played his entire 13-year pro career (1980-92) with the Bengals. Some analysts thought he was too risky a prospect for an early first-round draft selection because he had experienced knee injuries in college. But Brown, as Bengals general manager in 1980, selected Muñoz with the No. 3 overall pick.

The 1997 Hall of Fame class included **Don Shula**, winningest coach in NFL history, who played defensive back in the NFL and was a rookie on Brown's defending NFL champion Cleveland Browns in 1951.

WR **Charlie Joiner**, who played for the Bengals under Brown from 1972-75, was elected to the Hall of Fame in the 1996 class of inductees. Also, 15 other players Brown coached for the Cleveland Browns are in the Hall of Fame. These players, and the years Brown coached them in Cleveland, are: **Doug Atkins**, DE, 1953-54; **Jim Brown**, FB, 1957-62; **Willie Davis**, DE, 1958-59; **Len Dawson**, QB, 1960-61; **Len Ford**, WR, 1950-57; **Frank Gatski**, C, 1946-56; **Otto Graham**, QB, 1946-55; **Lou Groza**, T/PK, 1946-59, 1961-62; **Gene Hickerson**, G (1958-60, 1962); **Henry Jordan**, DT, 1957-58; **Dante Lavelli**, WR, 1946-56; **Mike McCormack**, T, 1954-62; **Bobby Mitchell**, RB/WR, 1958-61; **Marion Motley**, FB/LB, 1946-53; and **Bill Willis**, G, 1946-53.

Former assistant coaches under Paul Brown who are in the Hall of Fame are **Weeb Ewbank** and **Bill Walsh**. Also in the Hall of Fame is **Forrest Gregg**, hired by Brown as Bengals head coach in 1980.

OPPONENTS POSTSEASON TEAM RECORDS

— KEY —

- * AFC Wild Card Playoff
- ** AFC Divisional Playoff
- *** AFC Championship
- + AFC First-Round Playoff (Super Bowl Tournament)
- # Super Bowl XVI (at Pontiac, Mich.)
- ## Super Bowl XXIII (at Miami, Fla.)

NOTE: The years listed are the seasons in which playoff berths were earned (not the calendar years in which playoff games were played).

SCORING

POINTS SCORED

GAME	44	1982 (Jan. 9, 1983 vs. NYJ)+
HALF	24	1982 (Jan. 9, 1983 vs. NYJ)+.....2nd half
QUARTER	21	1982 (Jan. 9, 1983 vs. NYJ)+.....4th quarter

TOUCHDOWNS

GAME	5	1982 (Jan. 9, 1983 vs. NYJ)+
HALF	3	1973 (Dec. 23, 1973 at Mia.)**1st half
	3	1982 (Jan. 9, 1983 vs. NYJ)+.....2nd half

RUSHING TOUCHDOWNS

GAME	2	1973 (Dec. 23, 1973 at Mia.)**
	2	1981 (Jan. 3, 1982 vs. Buff.)**
	2	1982 (Jan. 9, 1983 vs. NYJ)+
HALF	2	1973 (Dec. 23, 1973 at Mia.)**1st half
	2	1982 (Jan. 9, 1983 vs. NYJ)+.....2nd half

PASSING TOUCHDOWNS

GAME	3	1975 (Dec. 28, 1975 at Oak.)**
	3	2005 (Jan. 8, 2006 vs. Pitt.)*
HALF	2	(5 times)

FIELD GOALS

GAME	4	1981 (Jan. 24, 1982 against S.F.)#
HALF	2	(5 times)

OFFENSE

FIRST DOWNS

GAME	27	1973 (Dec. 23, 1973 at Mia.)**
	27	1975 (Dec. 28, 1975 at Oak.)**
	27	1982 (Jan. 9, 1983 vs. NYJ)+
HALF	16	1973 (Dec. 23, 1973 at Mia.)**1st half
	16	1975 (Dec. 28, 1975 at Oak.)**1st half
	16	1982 (Dec. 31, 1988 vs. Sea.)**2nd half

TOTAL NET YARDS

GAME	517	1982 (Jan. 9, 1983 vs. NYJ)+
HALF	285	1982 (Jan. 9, 1983 vs. NYJ)+.....1st half

NET YARDS RUSHING

GAME	241	1973 (Dec. 23, 1973 at Mia.)**
HALF	155	1982 (Jan. 9, 1983 vs. NYJ)+.....2nd half

RUSHING ATTEMPTS

GAME	52	1973 (Dec. 23, 1973 at Mia.)**
HALF	26	(3 times)

NET YARDS PASSING

GAME	341	1988 (Jan. 22, 1989 against S.F.)##
HALF	238	1988 (Jan. 22, 1989 against S.F.)##.....2nd half

PASSING ATTEMPTS

GAME	50	1988 (Dec. 31, 1988 vs. Sea.)**
HALF	37	1988 (Dec. 31, 1988 vs. Sea.)**2nd half

COMPLETIONS

GAME	24	1988 (Dec. 31, 1988 vs. Sea.)**
HALF	18	1988 (Dec. 31, 1988 vs. Sea.)**2nd half

PASSES HAD INTERCEPTED

GAME	3	1988 (Jan. 8, 1989 vs. Buff.)***
HALF	2	1981 (Jan. 3, 1982 vs. Buff.)***1st half
	2	1981 (Jan. 10, 1982 vs. S.D.)***1st half
	2	1988 (Jan. 8, 1989 vs. Buff.)***1st half

SACKS ALLOWED

GAME	4	1988 (Jan. 22, 1989 against S.F.)##
HALF	3	1988 (Dec. 31, 1988 vs. Sea.)**2nd half

DEFENSE

FEWEST POINTS ALLOWED

GAME	0	1970 (Dec. 26, 1970 at Balt.)**
HALF	0	(6 times)

FEWEST FIRST DOWNS ALLOWED

GAME	7	1970 (Dec. 26, 1970 at Balt.)**
HALF	2	1970 (Dec. 26, 1970 at Balt.)**1st half

FEWEST TOTAL NET YARDS ALLOWED

GAME	139	1970 (Dec. 26, 1970 at Balt.)**
HALF	21	1970 (Dec. 26, 1970 at Balt.)**1st half

FEWEST NET YARDS RUSHING ALLOWED

GAME	62	1982 (Jan. 9, 1983 vs. NYJ)+
HALF	24	1982 (Jan. 9, 1983 vs. NYJ)+.....2nd half

FEWEST NET YARDS PASSING ALLOWED

GAME	58	1990 (Jan. 13, 1991 at L.A.-Raid.)**
HALF	5	1990 (Jan. 13, 1991 at L.A.-Raid.)**2nd half

INTERCEPTIONS

GAME	3	1982 (Jan. 9, 1983 vs. NYJ)+
HALF	2	1982 (Jan. 9, 1983 vs. NYJ)+.....2nd half
	2	1988 (Jan. 8, 1989 vs. Buff.)***1st half
	2	2005 (Jan. 8, 2006 vs. Pitt.)*2nd half

SACKS

GAME	5	1975 (Dec. 28, 1975 at Oak.)**
	5	1981 (Jan. 24, 1982 against S.F.)#
	5	1988 (Jan. 22, 1989 against S.F.)##
HALF	4	1982 (Jan. 9, 1983 vs. NYJ)+.....1st half
	4	1988 (Jan. 22, 1989 against S.F.)##2nd half

MISCELLANEOUS

MOST PENALTIES INCURRED

GAME	12	1982 (Jan. 9, 1983 vs. NYJ)+
HALF	7	1982 (Jan. 9, 1983 vs. NYJ)+.....2nd half

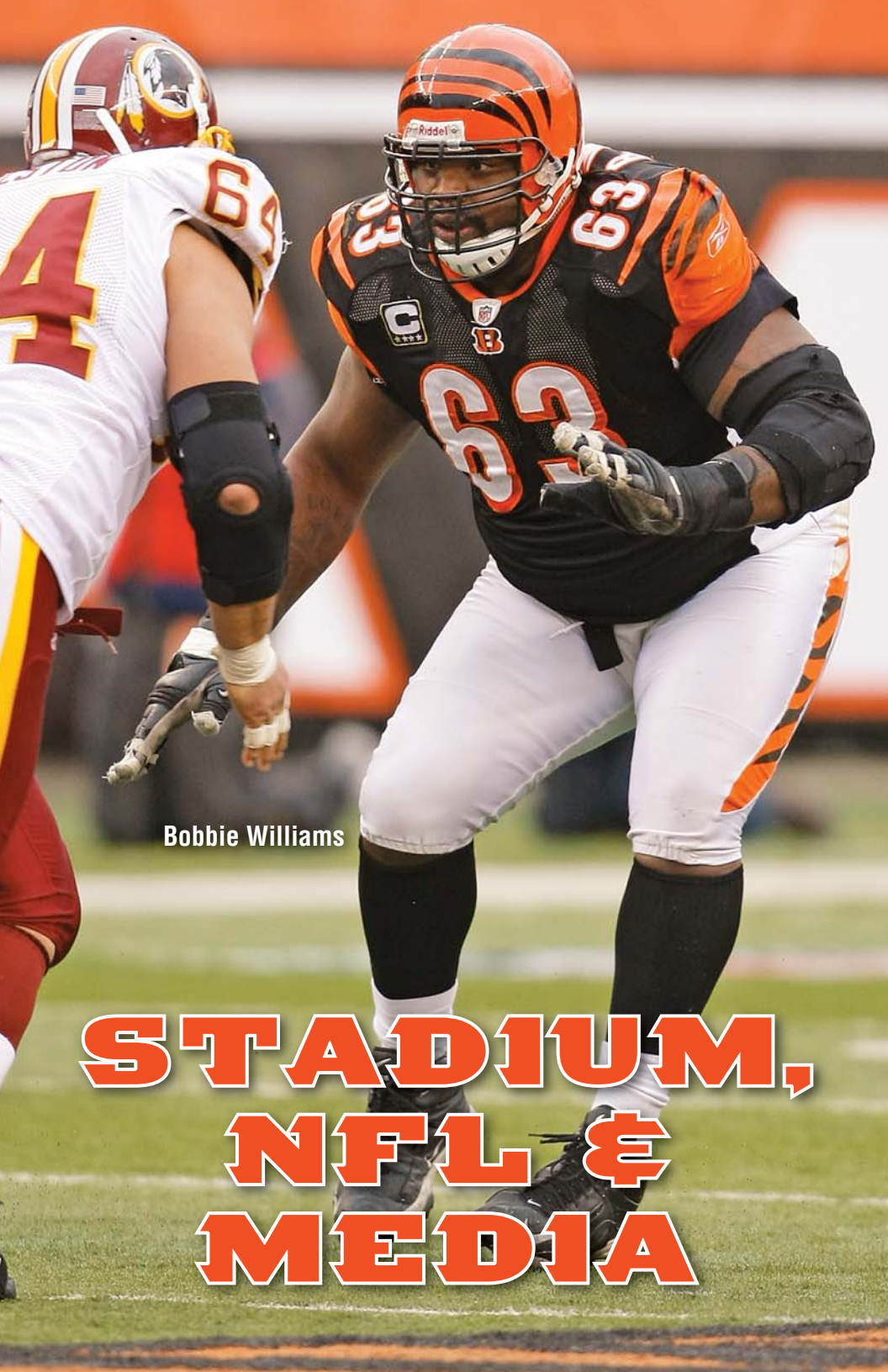
MOST PENALTY YARDS INCURRED

GAME	95	1982 (Jan. 9, 1983 vs. NYJ)+
HALF	64	1975 (Dec. 28, 1975 at Oak.)**2nd half

MOST TIME OF POSSESSION

GAME	31:43	1990 (Jan. 13, 1991 at L.A.-Raid.)**
HALF	18:26	1975 (Dec. 28, 1975 at Oak.)**

NOTE: Time of possession was not recorded until 1977, and thus is not available for the Bengals' 1970, '73 and '75 playoff games.



Bobbie Williams

STADIUM, NFL & MEDIA

PAUL BROWN STADIUM



Photo by Jon Braude

Bengals mark 10th season in Paul Brown Stadium

Paul Brown Stadium, home of the Bengals on Cincinnati's downtown riverfront, plays host to its 10th NFL season in 2009. PBS, as it's known for short, has won numerous honors and has helped keep Cincinnati in the national sports spotlight.

Long acknowledged for its innovative design and fan amenities, PBS has hosted sellouts for a franchise-record 44 consecutive Bengals games (regular and postseason). The previous record was 43, at Riverfront Stadium from 1988-92.

A FieldTurf playing surface was installed at PBS for 2004, with resounding success. Besides assuring optimum field conditions for all games, the new surface gave the team a new practice site option during inclement weather, supplementing the team's grass practice fields.

Named for the Pro Football Hall of Fame legend who founded both the Cleveland Browns and Bengals franchises, Paul Brown Stadium includes 132 suites and 7600 club seats.

Though hailed for its futuristic design, the stadium's

primary purpose is to serve as a premier venue for watching football. Almost 70 percent of the seats are along the sidelines, positioned for superior sight lines to the field.

Additional facts and figures on Paul Brown Stadium:

LOCATION: The stadium site is on the western side of Cincinnati's downtown riverfront. It is bordered by Elm Street on the east, Central Avenue on the west, Pete Rose Way on the north and Mehring Way on the south. The southern border of the stadium is one block from the Ohio River, and plans call for it to be connected to the riverfront with a city park.

SEATING CAPACITY: 65,515.

DIMENSIONS: The stadium site covers approximately 22 acres, and Paul Brown Stadium itself reaches a height of 157 feet.

PLAYING SURFACE: FieldTurf.

SUITES: Each of the 132 suites features retractable glass windows, allowing fans the option to watch in climate-controlled comfort or to bring in the outdoor experience. Size options range from 12 to 30 seats in player suites, private suites or party suites.

CLUB SEATING: Club patrons at

PAUL BROWN

Paul Brown Stadium honors not only the founder and first coach of the Bengals, but a man who was also one of the great innovators in pro football history.

"Whether they know it or not, nearly everyone in football has been affected by Paul Brown," former NFL Commissioner Pete Rozelle said in 1991. "His wealth of ideas changed the game."

Elected in 1967 to the Pro Football Hall of Fame, Brown also was founder and first coach of the Cleveland Browns, whom he guided to seven league championships in their first 12 seasons. He posted a .665 winning percentage over 25 years of pro coaching (222-112-9, including playoffs). Earlier in his career, he created an Ohio dynasty at Massillon High School and coached Ohio State University to a national championship (1942).



Brown pioneered coaching as a year-round profession, invented the draw play, introduced the use of face masks on helmets, initiated film study and classroom instruction of players, and was the first coach to call plays from the sidelines. He also broke the color barrier in modern American pro sports, as his Cleveland team featured black stars Marion Motley and Bill Willis in 1946, a year before Jackie Robinson's debut in Major League Baseball.

Born in Norwalk, Ohio, and reared in Massillon, Brown was Bengals coach and general manager from 1968-75. He stepped down as coach following an 11-3 season in 1975, and continued in the GM's role until his death at age 82 on Aug. 5, 1991.

Photo by Scott Boehm/Getty Images



Paul Brown Stadium enjoy the comfort of extra-wide, padded seats at the prime football viewing level, with in-seat food and beverage service. Patrons also have

access to the Club Level Lounges, featuring fine dining as well as prime views of the downtown skyline or riverfront.

Survey rates PBS nation's favorite football venue

Paul Brown Stadium has won numerous national honors, with the latest and perhaps most notable coming in February 2007. At that time, PBS was the only football stadium to make a list of "America's favorite 150 buildings and structures," according to a Harris Interactive survey.

PBS ranked 101st on the list, whose range included all manner of major structures — skyscrapers, museums, churches, hotels, bridges, national memorials and more. No other football stadium was voted among the top 150, and among all sports venues, only two historic baseball parks — Wrigley Field and the old Yankee Stadium — ranked higher than PBS. Wrigley ranked 31st and Yankee Stadium 84th.

The survey was commissioned by the American Institute of Architects and was published by *The Wall Street Journal*. Results came from a scientifically selected panel of 2000 Americans, who were asked to choose their favorites from photos of 247 "finalist" buildings, which had been selected by a panel of 2500 architects.

Paul Brown Stadium features a futuristic, open design that incorporates views of the Ohio River and the historic Suspension Bridge to the south, and downtown Cincinnati to the north.

"For a seven-year-old facility to rank this high is a remarkable tribute," said Troy Blackburn, Bengals vice president, at the time the survey was released. "We're excited and gratified to see our city nationally recognized in this way."

The Empire State Building was rated America's favorite piece of architecture overall. Reflecting the diversity of candidates, other structures in the overall top 10 included The White House (2), the Golden Gate Bridge (5) and the Vietnam Veterans Memorial (10).

Though PBS opened in 2000, it remained very much in the news well past its inaugural Bengals game, a preseason clash with Chicago on Aug. 19 of that year.

In 2002, in an industry rarity, the stadium was singled out by both of the nation's premier architecture magazines. In *Architectural Record* and in *Architecture*, PBS was able to push sports stadiums onto pages usually reserved for office buildings, museums and universities. Both magazines emphasized the skill with which NBBJ, the stadium's Los Angeles-based architecture firm, was able to integrate the open-air stadium design with the city.

The two stories came on the heels of PBS receiving the 2001 Merit Award from the American Institute of Architects (California Council). It marked the first time an NFL stadium received the award from the prestigious AIA.

And in May of 1998, well before its completion, studies of the stadium's design led to it being among 15 winners from a field of more than 300 projects for an American Architecture Award.



**PAUL BROWN
STADIUM**

TRAINING CAMP GEORGETOWN COLLEGE




Photo by Paul D. Atkinson

Bengals players report July 30 to training camp at Georgetown (Ky.) College, with the first practice scheduled July 31.

The training camp facility, officially known as the East Campus Athletic Complex, is one of the finest in use by an NFL team. *Athletic Management*, a national sports management magazine, has recognized the complex with its "Excellence in Outdoor Facilities" award.

The Bengals moved their training camp to Georgetown in 1997 after 29 seasons of training at Wilmington (Ohio) College. Georgetown's commitment to meet state-of-the-art standards has brought unprecedented media attention to training camp and has helped the Bengals develop their Central Kentucky fan base.

The centerpiece of the complex is Toyota Stadium, which offers permanent stands for 5,000 and is built in a bowl shape that can accommodate seating for up to 20,000 fans. The stadium is designed to provide fans with a festival-like atmosphere, concessions, merchandise, interactive pavilion areas and promotional activities developed by corporate sponsors. For the team, it features locker rooms and showers, weight and aerobic rooms, training facilities, a press box and guest booths, as well as a field with a natural grass playing surface.

The facility, an hour's drive south of downtown Cincinnati, also includes a conference center used for coaches' classroom instruction and meals, two additional full-size practice fields, apartment-style resident quads

for player housing and executive guest townhouses. The complex joins the college's already existing tennis courts, soccer field and baseball field.

For the seventh straight year, the Bengals will have a two-day format for training camp's major fan events. The full-contact scrimmage will be on Friday night, Aug. 7. On Saturday afternoon Aug. 8, the team will stage the Orange-Black Mock Game, which coach Marvin Lewis has described as "essentially a live game, but without tackling."

Training camp admission is free. There is a charge for on-campus parking.

Free autograph sessions for fans are scheduled periodically throughout the camp.

Founded in 1787, Georgetown College is a four-year, private, residential, liberal arts institution that is among America's Colleges of Distinction, and is the only school in Kentucky to be named both one of America's 100 Best College Buys and one of America's Best Christian Colleges. The 104-acre campus is five miles north of the Kentucky Horse Park, its academic partner and site of the upcoming Alltech FEI World Equestrian Games 2010. The campus is five miles west of Toyota Motor Manufacturing-Kentucky. Dr. William H. Crouch Jr. is the 23rd president of the College, which has an enrollment of nearly 1,900 undergraduate and graduate students.

TRAINING CAMP DATES: July 30 - Aug. 18*

DIRECTIONS: From downtown Cincinnati, take I-75 South approximately 70 miles to Exit 126 (Georgetown). Turn right off ramp onto Cherry Blossom Way (US 460 Bypass). Stay on this main thoroughfare for approximately two miles and turn right at the sixth traffic light, Lemons Mill Rd. (Route 1962 West). Pass the Johnson Controls plant on the right and turn right onto Crawford Drive, which leads directly to the training camp facility.

TRAINING CAMP TELEPHONE: (502) 868-6300.

GEORGETOWN COLLEGE TRAINING CAMP WEB SITE: www.bengalscamp.com

* - Camp is closed to the public and/or media on selected days, due to team practice and travel schedules. Daily schedule information is available at (502) 868-6300.

INSTANT REPLAY RULES

The NFL utilizes a system of Referee Replay Review to aid officiating. Prior to the two-minute warning of each half, a Coaches' Challenge System will be in effect. After the two-minute warning, and throughout any overtime period, a Referee Review will be initiated by a Replay Assistant from a Replay Booth.

The following procedures will be used:

REVIEWS BY REFEREE: All Replay Reviews will be conducted by the Referee on a field-level monitor after consultation with the other covering official(s), prior to review. A decision will be reversed only when the Referee has *indisputable visual evidence* available to him that warrants the change.

COACHES' CHALLENGE: In each game, a team will be permitted two challenges that will initiate Referee Replay reviews. Each challenge will require the use of a team time out. If a challenge is upheld, the time out will be restored to the challenging team. If both challenges are upheld, a third challenge will be awarded to the challenging team. No challenges will be recognized from a team that has exhausted its time outs.

REPLAY ASSISTANT'S REQUEST FOR REVIEW: After the two-minute warning of each half, and throughout any overtime period, any review will be initiated by a Replay Assistant. There is no limit to the number of reviews that may be initiated by the Replay Assistant. His ability to initiate a review will be unrelated to the number of time outs that either team has remaining, and no time out will be charged for any review initiated by the Replay Assistant.

TIME LIMIT: Each review will be a maximum of 60 seconds in length, timed from when the Referee begins his review of the replay at the field-level monitor.

REVIEWABLE PLAYS: The Replay System will cover the following play situations only:

A) PLAYS GOVERNED BY SIDELINE, GOAL LINE, END ZONE, END LINE AND GOAL POSTS:

1. Scoring plays, including a runner breaking the plane of the goal line.
2. Pass complete/incomplete/intercepted at sideline, goal line, end zone, and end line.
3. Runner/receiver in or out of bounds.
4. Recovery of loose ball in or out of bounds.

B) PASSING PLAYS:

1. Pass ruled complete/incomplete/intercepted in the field of play.
2. Touching of a forward pass by an ineligible receiver.
3. Touching of a forward pass by a defensive player.
4. Quarterback (passer) forward pass or fumble.
5. Illegal forward pass beyond line of scrimmage.
6. Illegal forward pass after change of possession.
7. Forward or backward pass thrown from behind line of scrimmage.

C) OTHER REVIEWABLE PLAYS:

1. Runner ruled not down by defensive contact.
2. Runner ruled down by defensive contact and there is a recovery by the defense.
3. Forward progress with respect to first down.
4. Touching of a kick.
5. Number of players on the field.
6. Recovery of loose ball in the field of play, including those ruled to have hit the sideline.
7. Illegal forward handoff.

LEWIS MASTERS THE RED FLAG

Bengals head coach **Marvin Lewis** was right at the top among NFL coaches in 2008 in effective use of the replay challenge.

Lewis led the league in percentage of successful challenges, with six-of-seven for 85.7 percent. Pittsburgh's **Mike Tomlin** was second, with four-of-five for 80.0 percent, and the N.Y. Giants' **Tom Coughlin** was third at seven-of-nine for 77.8 percent.

Lewis was tied for third in most total plays reversed, with six, just one off the league lead. The Giants and Raiders tied for first at seven.

As a group, NFL coaches managed only a 40.3 percent success rate (110-of-273) on their 2008 challenges. The league's replay booth, which supplants the coaches in late-game situations, produced only a 35.2 percent reversal rate (37-of-105).

The combined reversal rate for the season was 38.9 percent (147-of-378).

Bengals in the community

Reaching out to help others

The Bengals organization is committed to improving lives in Greater Cincinnati and the surrounding region.

Bengals players, coaches and staff acknowledge their unique public role and are devoted to working with non-profit organizations, schools and civic groups to make positive contributions and change. The club promotes an understanding of how team involvement can bring a voice to critical issues. The Bengals welcome the opportunity to give back to a community that has unconditionally supported the team for more than 40 years.

Non-profit organizations throughout Greater Cincinnati and the surrounding region look to the Bengals for assistance. Beneficiaries may receive money, food, toys, clothing, autographed items, tours, training camp visits, or something as simple as a smile brought about by a visit from a player or coach.

Community involvement takes many forms. The Bengals sponsor fund-raising events, make donations to many charitable organizations, make personal appearances, and provide vital community information on the team's Web site (bengals.com). Staff, players and coaches also serve on various community boards and commissions.

The Bengals provide support to the annual United Way of Greater Cincinnati campaign through both corporate and individual gifts by coaches, players and administrative employees.

Head coach Marvin Lewis continues to use his voice, doing public service announcements for a range of non-profit organizations in the region.

Running backs coach Jim Anderson has been a member on the steering committee of United Way's African-American Leadership Initiative — The Herbert R. Brown Society. Assistant head coach Paul Alexander and defensive backs coach Kevin Coyle have both worked for the D.A.R.E. drug resistance program in schools. Alexander gives time to the Boy Scouts, and Coyle has spoken to emotionally troubled youth at Cincinnati's Children's Hospital while also volunteering with the Leon Hall Football Camp, benefiting the Boys & Girls Club.

Tight ends coach Jonathan Hayes is a board member of the Greater Cincinnati chapter of the Juvenile Diabetes Research Foundation, and Jeff Berding — Bengals director of sales and public affairs — has graduated from his leadership service with the United Way to join Cincinnati City Council, elected in 2005 and re-elected in '07.

Today's children face an endless array of challenges and decisions, which makes community role models and

leaders more important than ever. With this in mind, Marvin and Peggy Lewis launched the Marvin Lewis Community Fund in 2003 with an initial \$10,000 donation from the Bengals. The mission of the MLCF is to empower, educate and inspire individuals in the region.

Since its inception, the MLCF has donated more than \$5 million, impacted an estimated 250,000 individuals and is proud to have invested 88 cents of every dollar donated back into the community. More than just using Coach Lewis' celebrity voice to raise awareness and contribute to proven area non-profits, the MLCF hosts a number of programs aimed at enriching the Tri-State. To learn more, visit www.marvinlewis.org.

The MLCF hosts two particularly recognizable events as part of its fundraising efforts: The Marvin Lewis Golf Classic (MLGC) each May, and Football 101 each year on the Thursday night of the Bengals' bye week. This year's golf classic raised more than \$300,000 and enabled the awarding of \$20,000 college scholarships to three deserving high school seniors. It brought the MLCF scholarship

Janine DeLong



recipient total to 28. Football 101 sells out every year and brings 450 women to Paul Brown Stadium to teach them

about football in a relaxed and entertaining atmosphere. The event typically raises more than \$100,000, with all the proceeds coming directly to the MLCF. At the event, the annual Pink Football Award is given to a breast cancer survivor for her strength, courage and perseverance.

Money raised from the events supports the Marvin Lewis Scholarship Fund, Marvin Lewis USA Football Coaching Clinic, Marvin Lewis Football Camp, Marvin Lewis Coach of the Year Award, Hometown Huddle, Cruisin' for a Cure and the MLCF's newest initiative, "Learning is Cool." The Coaching Clinic features the Bengals coaching staff instructing nearly 250 youth, middle school and high school football coaches. The curriculum includes seven essential areas needed to properly train coaches in teaching the game to young people while running a successful and safe program in a positive learning environment.

The Coach of the Year Award is presented to the top high school football coach in the Tri-State. More than 200



Jeremy McDaniel/Photography



area schools are eligible to nominate a coach for this award. The winner is chosen based on teaching skills, sportsmanship, dedication to players, and commitment to education. The Marvin Lewis Scholarship Fund was created to recognize and honor outstanding male and female student athletes from our region on an annual basis. Candidates are evaluated based on a 1000-word essay, a minimum 2.75 grade point average, a proven commitment to the community, need, and a varsity letter.

The MLCF's newest program, "Learning is Cool," is an educational incentive program that rewards students for strong academic performance and is part of a partnership with the Cincinnati Public Schools. This program is designed to encourage the nearly 20,000 first-to-eighth grade students in Cincinnati Public Schools to make the "A" honor roll each quarter. Students who make the "A" honor roll two quarters of the year are invited to the Academic Achievement Party at Paul Brown Stadium. Spokesmen for the program include Marvin Lewis, Robert Geathers, Domata Peko, Johnathan Joseph and Laveranues Coles.

Coach Lewis has been a tireless community activist and youth advocate, making hundreds of community appearances and using his celebrity to bring a voice to many area needs.

He has strengthened the franchise's ties to the community. A partial list of organizations benefitting includes: Wellness Community, Big Brothers Big Sisters, Children's Home, Cancer Family Care, Cincinnati Children's

Hospital Medical Center, Council on Child Abuse, Down Syndrome Association, FreeStore/FoodBank, Hamilton

County Special Olympics, Drug Free Cincinnati, Leukemia/Lymphoma Society, One City Foundation, Cincinnati Reds Community Fund, Richard E. Lindner YMCA, Salvation Army, Tri-State Adoption Coalition, University of Cincinnati, and Project Connect.

In recent years, Bengals players have continued to increase their level of involvement in the community. Last season, the Bengals made more than 150 community appearances to schools, youth groups and teams and charity events.

Many Bengals players have their own foundations or sponsor charitable fund-raising activities dedicated to improving the community. Those players include Darryl Blackstock, Shayne Graham, Leon Hall, Chad Ochocinco, Carson Palmer, Brad St. Louis, Andrew Whitworth and Roy Williams.

Other team programs include:

NFL GRASSROOTS GRANT PROGRAM: The Bengals and the NFL have teamed up to support youth sports by contributing to local efforts to improve football



Marissa Beck

fields throughout the region. More than \$800,000 has been contributed in the last few years to Withrow, Oak Hills, Lockland and Clinton-Massie high schools to install state-of-the-art synthetic playing fields. In addition to boosting football programs, these multi-use fields serve as valuable assets for the entire community.

HOMETOWN HUDDLE: Annually, the Bengals form a large delegation of players and staff and join with recruited volunteers to accomplish a community project. In 2008, the Bengals and the MLCF worked in collaboration with the United Way and interested area companies to construct a playground and a basketball court at College Hill Park in Cincinnati.

COACH OF THE WEEK: A league-wide program that is designed to give the recognition that high school football coaches deserve for molding the lives of young adults. Each winner's school receives a \$1000 donation to the school's football program.

PLAY IT SMART: A program designed to use football as a tool for enhancing personal and academic development for youth at economically disadvantaged high schools. Team representatives visit the chosen schools to coach, teach and mentor student-athletes to help individuals reach their full potential.

CINCINNATI BENGALS TASTE OF THE NFL:

Bengals players, coaches and alumni join with benefactors of the FreeStore/FoodBank of Cincinnati while dining on samples from Cincinnati's finest restaurants. The Bengals Taste of the NFL has been held in June each year since 2003. The 2008 event netted record proceeds of \$180,000, and since its inception, Taste of the NFL has enabled the FreeStore/FoodBank to provide more than 300,000 meals annually for hungry people in the Tri-State. The Bengals also team up with the FreeStore/FoodBank to collect canned goods and other non-perishable foods for the Annual Holiday Canned Food Drive.

HOXWORTH BLOOD DRIVE: Bengals players, alumni, cheerleaders and staff are present annually at Paul Brown Stadium to help the Hoxworth Blood Center collect donations before the busy holiday season. In 2005, the drive collected 401 pints of blood and earned the Bengals a Special Recognition Award from America's Blood Centers, an organization based in Washington, D.C. The drive has kept growing, and in three of the past four years, a new record has been set for the largest single-day blood drive in Greater Cincinnati.

CANNED FOOD DRIVE: For more than a decade, the Bengals have conducted a canned food drive to benefit Cincinnati's FreeStore/FoodBank. More than 85,000 pounds of food and \$68,000 in donations have been secured.

TOYS FOR TOTS: The Bengals and the U.S. Marine Corps annually team up at Paul Brown Stadium to collect Christmas toys for disadvantaged local youth. More than 36,000 new toys and \$200,000 have been donated.

Scott Beasler



2009 NFL REGULAR-SEASON SCHEDULE (All times Eastern)

WEEK 1

THURSDAY, SEPTEMBER 10

Tennessee at Pittsburgh8:30

SUNDAY, SEPTEMBER 13

Miami at Atlanta1:00
 Kansas City at Baltimore1:00
 Philadelphia at Carolina1:00
Denver at Cincinnati1:00
 Minnesota at Cleveland1:00
 New York Jets at Houston1:00
 Jacksonville at Indianapolis1:00
 Detroit at New Orleans1:00
 Dallas at Tampa Bay1:00
 San Francisco at Arizona4:15
 Washington at New York Giants4:15
 St. Louis at Seattle4:15
 Chicago at Green Bay8:20

MONDAY, SEPTEMBER 14

Buffalo at New England7:00
 San Diego at Oakland10:15

WEEK 2

SUNDAY, SEPTEMBER 20

Carolina at Atlanta1:00
 Minnesota at Detroit1:00
Cincinnati at Green Bay1:00
 Arizona at Jacksonville1:00
 Oakland at Kansas City1:00
 New England at New York Jets1:00
 New Orleans at Philadelphia1:00
 Houston at Tennessee1:00
 St. Louis at Washington1:00
 Tampa Bay at Buffalo4:05
 Seattle at San Francisco4:05
 Pittsburgh at Chicago4:15
 Cleveland at Denver4:15
 Baltimore at San Diego4:15
 New York Giants at Dallas8:20

MONDAY, SEPTEMBER 21

Indianapolis at Miami8:30

WEEK 3

SUNDAY, SEPTEMBER 27

Cleveland at Baltimore1:00
 Washington at Detroit1:00
 Jacksonville at Houston1:00
 San Francisco at Minnesota1:00
 Atlanta at New England1:00
 Tennessee at New York Jets1:00
 Kansas City at Philadelphia1:00
 Green Bay at St. Louis1:00
 New York Giants at Tampa Bay1:00
 New Orleans at Buffalo4:05
 Chicago at Seattle4:05
Pittsburgh at Cincinnati4:15
 Denver at Oakland4:15
 Miami at San Diego4:15
 Indianapolis at Arizona8:20

MONDAY, SEPTEMBER 28

Carolina at Dallas8:30

WEEK 4

SUNDAY, OCTOBER 4

Detroit at Chicago1:00
Cincinnati at Cleveland1:00
 Oakland at Houston1:00
 Seattle at Indianapolis1:00
 Tennessee at Jacksonville1:00
 New York Giants at Kansas City1:00
 Baltimore at New England1:00
 Tampa Bay at Washington1:00
 Buffalo at Miami4:05
 New York Jets at New Orleans4:05
 Dallas at Denver4:15
 St. Louis at San Francisco4:15
 San Diego at Pittsburgh8:20

MONDAY, OCTOBER 5

Green Bay at Minnesota8:30
Byes: Arizona, Atlanta, Carolina, Philadelphia

WEEK 5

SUNDAY, OCTOBER 11

Cincinnati at Baltimore1:00
 Cleveland at Buffalo1:00
 Washington at Carolina1:00
 Pittsburgh at Detroit1:00
 Dallas at Kansas City1:00
 Oakland at New York Giants1:00
 Tampa Bay at Philadelphia1:00
 Minnesota at St. Louis1:00
 Atlanta at San Francisco4:05
 Houston at Arizona4:15
 New England at Denver4:15
 Jacksonville at Seattle4:15
 Indianapolis at Tennessee8:20

MONDAY, OCTOBER 12

New York Jets at Miami8:30
Byes: Chicago, Green Bay, New Orleans, San Diego

WEEK 6

SUNDAY, OCTOBER 18

Houston at Cincinnati1:00
 Detroit at Green Bay1:00
 St. Louis at Jacksonville1:00
 Baltimore at Minnesota1:00
 New York Giants at New Orleans1:00
 Cleveland at Pittsburgh1:00
 Carolina at Tampa Bay1:00
 Kansas City at Washington1:00
 Philadelphia at Oakland4:05
 Arizona at Seattle4:05
 Tennessee at New England4:15
 Buffalo at New York Jets4:15
 Chicago at Atlanta8:20

MONDAY, OCTOBER 19

Denver at San Diego8:30
Byes: Dallas, Indianapolis, Miami, San Francisco

WEEK 7

SUNDAY, OCTOBER 25

Chicago at Cincinnati1:00
 Green Bay at Cleveland1:00
 San Francisco at Houston1:00
 San Diego at Kansas City1:00
 Minnesota at Pittsburgh1:00
 Indianapolis at St. Louis1:00
 New England at Tampa Bay (at London)1:00
 Buffalo at Carolina4:05
 New York Jets at Oakland4:05
 Atlanta at Dallas4:15
 New Orleans at Miami4:15
 Arizona at New York Giants8:20

MONDAY, OCTOBER 26

Philadelphia at Washington8:30
Byes: Baltimore, Denver, Detroit, Jacksonville, Seattle, Tennessee

WEEK 8

SUNDAY, NOVEMBER 1

Denver at Baltimore1:00
 Houston at Buffalo1:00
 Cleveland at Chicago1:00
 Seattle at Dallas1:00
 St. Louis at Detroit1:00
 Minnesota at Green Bay1:00
 San Francisco at Indianapolis1:00
 Miami at New York Jets1:00
 Oakland at San Diego4:05
 Jacksonville at Tennessee4:05
 Carolina at Arizona4:15
 New York Giants at Philadelphia4:15

MONDAY, NOVEMBER 2

Atlanta at New Orleans8:30
Byes: Cincinnati, Kansas City, New England, Pittsburgh, Tampa Bay, Washington

WEEK 9

SUNDAY, NOVEMBER 8

Washington at Atlanta1:00
 Arizona at Chicago1:00
Baltimore at Cincinnati1:00
 Houston at Indianapolis1:00
 Kansas City at Jacksonville1:00
 Miami at New England1:00
 Green Bay at Tampa Bay1:00
 Carolina at New Orleans4:05
 Detroit at Seattle4:05
 San Diego at New York Giants4:15
 Tennessee at San Francisco4:15
 Dallas at Philadelphia8:20

MONDAY, NOVEMBER 9

Pittsburgh at Denver8:30
Byes: Buffalo, Cleveland, Minnesota, New York Jets, Oakland, St. Louis

WEEK 10

THURSDAY, NOVEMBER 12

Chicago at San Francisco8:20

SUNDAY, NOVEMBER 15

Atlanta at Carolina1:00
 Tampa Bay at Miami1:00
 Detroit at Minnesota1:00
 Jacksonville at New York Jets1:00
Cincinnati at Pittsburgh1:00
 New Orleans at St. Louis1:00
 Buffalo at Tennessee1:00
 Denver at Washington1:00
 Kansas City at Oakland4:05
 Seattle at Arizona4:15
 Dallas at Green Bay4:15
 Philadelphia at San Diego4:15
 New England at Indianapolis8:20

MONDAY, NOVEMBER 16

Baltimore at Cleveland8:30
Byes: Houston, New York Giants

WEEK 11

THURSDAY, NOVEMBER 19

Miami at Carolina8:20

SUNDAY, NOVEMBER 22

Indianapolis at Baltimore1:00
 Washington at Dallas1:00
 Cleveland at Detroit1:00
 San Francisco at Green Bay1:00
 Buffalo at Jacksonville1:00
 Pittsburgh at Kansas City1:00
 Seattle at Minnesota1:00
 Atlanta at New York Giants1:00
 New Orleans at Tampa Bay1:00
 Arizona at St. Louis4:05
 San Diego at Denver4:15
 New York Jets at New England4:15
Cincinnati at Oakland4:15
 Philadelphia at Chicago8:20

MONDAY, NOVEMBER 23

Tennessee at Houston8:30

WEEK 12

THURSDAY, NOVEMBER 26

Green Bay at Detroit12:30
 Oakland at Dallas4:15
 New York Giants at Denver8:20

SUNDAY, NOVEMBER 29

Tampa Bay at Atlanta1:00
 Miami at Buffalo1:00
Cleveland at Cincinnati1:00
 Indianapolis at Houston1:00
 Chicago at Minnesota1:00
 Carolina at New York Jets1:00
 Washington at Philadelphia1:00
 Seattle at St. Louis1:00
 Arizona at Tennessee1:00
 Kansas City at San Diego4:05
 Jacksonville at San Francisco4:05
 Pittsburgh at Baltimore8:20

MONDAY, NOVEMBER 30

New England at New Orleans8:30

WEEK 13

THURSDAY, DECEMBER 3

New York Jets at Buffalo (at Toronto).....8:20

SUNDAY, DECEMBER 6

Philadelphia at Atlanta.....1:00

Tampa Bay at Carolina.....1:00

St. Louis at Chicago.....1:00

Detroit at Cincinnati.....1:00

Tennessee at Indianapolis.....1:00

Houston at Jacksonville.....1:00

Denver at Kansas City.....1:00

Oakland at Pittsburgh.....1:00

New Orleans at Washington.....1:00

San Diego at Cleveland.....4:05

Minnesota at Arizona.....4:15

Dallas at New York Giants.....4:15

San Francisco at Seattle.....4:15

New England at Miami*.....8:20

MONDAY, DECEMBER 7

Baltimore at Green Bay.....8:30

WEEK 14

THURSDAY, DECEMBER 10

Pittsburgh at Cleveland.....8:20

SUNDAY, DECEMBER 13

New Orleans at Atlanta.....1:00

Detroit at Baltimore.....1:00

Green Bay at Chicago.....1:00

Seattle at Houston.....1:00

Denver at Indianapolis.....1:00

Miami at Jacksonville.....1:00

Buffalo at Kansas City.....1:00

Cincinnati at Minnesota.....1:00

Carolina at New England.....1:00

New York Jets at Tampa Bay.....1:00

St. Louis at Tennessee.....1:00

Washington at Oakland.....4:05

San Diego at Dallas.....4:15

Philadelphia at New York Giants*.....8:20

MONDAY, DECEMBER 14

Arizona at San Francisco.....8:30

WEEK 15

THURSDAY, DECEMBER 17

Indianapolis at Jacksonville.....8:20

SATURDAY, DECEMBER 19

Dallas at New Orleans.....8:20

SUNDAY, DECEMBER 20

Chicago at Baltimore.....1:00

New England at Buffalo.....1:00

Arizona at Detroit.....1:00

Cleveland at Kansas City.....1:00

Atlanta at New York Jets.....1:00

San Francisco at Philadelphia.....1:00

Green Bay at Pittsburgh.....1:00

Houston at St. Louis.....1:00

Miami at Tennessee.....1:00

Oakland at Denver.....4:05

Cincinnati at San Diego.....4:05

Tampa Bay at Seattle.....4:15

Minnesota at Carolina*.....8:20

MONDAY, DECEMBER 21

New York Giants at Washington.....8:30

WEEK 16

FRIDAY, DECEMBER 25

San Diego at Tennessee.....7:30

SUNDAY, DECEMBER 27

Buffalo at Atlanta.....1:00

Kansas City at Cincinnati.....1:00

Oakland at Cleveland.....1:00

Seattle at Green Bay.....1:00

Houston at Miami.....1:00

Jacksonville at New England.....1:00

Tampa Bay at New Orleans.....1:00

Carolina at New York Giants.....1:00

Denver at Philadelphia.....1:00

Baltimore at Pittsburgh.....1:00

St. Louis at Arizona.....4:05

Detroit at San Francisco.....4:05

New York Jets at Indianapolis.....4:15

Dallas at Washington*.....8:20

MONDAY, DECEMBER 28

Minnesota at Chicago.....8:30

WEEK 17

SUNDAY, JANUARY 3

Indianapolis at Buffalo.....1:00

New Orleans at Carolina.....1:00

Jacksonville at Cleveland.....1:00

Philadelphia at Dallas.....1:00

Chicago at Detroit.....1:00

New England at Houston.....1:00

Pittsburgh at Miami.....1:00

New York Giants at Minnesota.....1:00

Cincinnati at New York Jets.....1:00

San Francisco at St. Louis.....1:00

Atlanta at Tampa Bay.....1:00

Green Bay at Arizona.....4:15

Kansas City at Denver.....4:15

Baltimore at Oakland.....4:15

Washington at San Diego.....4:15

Tennessee at Seattle.....4:15

Note: Sunday night game in Week 17 to be determined.**Sunday night games subject to change in Weeks 11-17.***Flexible scheduling** moves will be announced at least 12 days before games in Weeks 11-16. In Week 17, the flexible scheduling move will be announced at least six days before the game.

POSTSEASON SCHEDULE

SATURDAY & SUNDAY, JANUARY 9 & 10

AFC & NFC Wild Card Playoffs

SATURDAY & SUNDAY, JANUARY 16 & 17

AFC & NFC Divisional Playoffs

SUNDAY, JANUARY 24

AFC & NFC Championship Games

SUNDAY, JANUARY 31

AFC-NFC Pro Bowl at Dolphin Stadium in South Florida

SUNDAY, FEBRUARY 7

Super Bowl XLIV at Dolphin Stadium in South Florida

2009 NFL PRESEASON SCHEDULE (All times Eastern)

SUNDAY, AUGUST 9

Pro Football Hall of Fame Game, Canton, Ohio
Buffalo vs. Tennessee.....8:00

WEEK 1

THURSDAY, AUGUST 13

Washington at Baltimore.....7:30

New England at Philadelphia.....7:30

Arizona at Pittsburgh.....8:00

Dallas at Oakland.....10:00

FRIDAY, AUGUST 14

St. Louis at New York Jets.....7:00

Minnesota at Indianapolis.....7:30

Cincinnati at New Orleans.....8:00

Denver at San Francisco.....10:00

SATURDAY, AUGUST 15

Atlanta at Detroit.....4:00

Chicago at Buffalo.....7:00

Cleveland at Green Bay.....8:00

Houston at Kansas City.....8:00

Tampa Bay at Tennessee.....8:00

Seattle at San Diego.....10:00

MONDAY, AUGUST 17

Jacksonville at Miami.....7:30

Carolina at New York Giants.....8:15

WEEK 2

THURSDAY, AUGUST 20

Cincinnati at New England.....7:30

Philadelphia at Indianapolis.....8:00

FRIDAY, AUGUST 21

Tennessee at Dallas.....8:00

Kansas City at Minnesota.....8:00

Atlanta at St. Louis.....8:00

SATURDAY, AUGUST 22

Detroit at Cleveland.....7:30

Tampa Bay at Jacksonville.....7:30

Carolina at Miami.....7:30

Pittsburgh at Washington.....7:30

New York Giants at Chicago.....8:00

Buffalo at Green Bay.....8:00

New Orleans at Houston.....8:00

Oakland at San Francisco.....8:15

San Diego at Arizona.....10:00

Denver at Seattle.....10:30

MONDAY, AUGUST 24

New York Jets at Baltimore.....8:00

WEEK 3

THURSDAY, AUGUST 27

Jacksonville at Philadelphia.....7:00

St. Louis at Cincinnati.....7:30

Miami at Tampa Bay.....8:00

FRIDAY, AUGUST 28

New England at Washington.....8:00

Green Bay at Arizona.....10:00

SATURDAY, AUGUST 29

Indianapolis at Detroit.....1:00

New Orleans at Oakland.....4:00

Tennessee at Cleveland.....7:30

Buffalo at Pittsburgh.....7:30

San Diego at Atlanta.....8:00

ROSTERS — ANNUAL ACTIVE PLAYER LIMITS

NFL Year(s)	Limit
1991-2009	**45
1985-90	45
1983-84	49
1982	†45-49
1978-81	45
1975-77	43
1974	47
1964-73	40
1963	37
1961-62	36
1960	38
1959	36
1957-58	35
1951-56	33
1949-50	32
1948	35
1947	*35-34
1945-46	33
1943-44	28
1940-42	33
1938-39	30
1936-37	25
1935	24
1930-34	20
1926-29	18
1925	16

** 45 plus a third quarterback

† 45 for first two games

* 35 for first three games

AFL Year(s)	Limit
1966-69	40
1965	38
1964	34
1962-63	33
1960-61	35



KEY NFL DATES IN 2009 AND 2010

2009		2010	
Sept. 1	Roster cutdown to maximum of 75 players by 4 p.m. ET	Jan. 3	Regular season ends
Sept. 5	Roster cutdown to maximum of 53 players by 6 p.m. ET	Jan. 9-10	Wild Card Playoff Games
Sept. 6	Clubs may establish practice squad of eight players beginning at 12 noon ET	Jan. 16-17	Divisional Playoff Games
Sept. 10-14	Regular season opens	Jan. 24	AFC and NFC Championship Games
Oct. 20	Trading deadline; trading ends at 4 p.m. ET	Jan. 31	AFC-NFC Pro Bowl, South Florida
		Feb. 7	Super Bowl XLIV, South Florida
		Feb. 24-	Combine Timing and Testing,
		March 2	Indianapolis, Indiana
		March 21-24	NFL Annual Meeting, Orlando, Florida
		May 1-2	NFL Draft, New York City

2008 NFL INDIVIDUAL LEADERS

RUSHING

PLAYER	ATT	YDS	AVG	LG	TD
Peterson, Adrian, Minn.	363	1760	4.8	67t	10
Turner, Michael, Atl.	376	1699	4.5	70	17
Williams, DeAngelo, Car.	273	1515	5.5	69t	18
Portis, Clinton, Wash.	342	1487	4.3	31	9
Jones, Thomas, NYJ	290	1312	4.5	59t	13
Slaton, Steve, Hou.	268	1282	4.8	71t	9
Forte, Matt, Chi.	316	1238	3.9	50t	8
Johnson, Chris, Tenn.	251	1228	4.9	66t	9
Grant, Ryan, G.B.	312	1203	3.9	57	4
Tomlinson, LaDainian, S.D.	292	1110	3.8	45	11

RECEIVING YARDS

PLAYER	YDS	NO	AVG	LG	TD
Johnson, Andre, Hou.	1575	115	13.7	65	8
Fitzgerald, Larry, Ariz.	1431	96	14.9	78t	12
Smith, Steve, Car.	1421	78	18.2	65t	6
White, Roddy, Atl.	1382	88	15.7	70t	7
Johnson, Calvin, Det.	1331	78	17.1	96t	12
Jennings, Greg, G.B.	1292	80	16.2	63	9
Marshall, Brandon, Den.	1265	104	12.2	47	6
Bryant, Antonio, T.B.	1248	83	15.0	71t	7
Welker, Wes, N.E.	1165	111	10.5	64	3
Wayne, Reggie, Ind.	1145	82	14.0	65t	6

RECEIVING

PLAYER	NO	YDS	AVG	LG	TD
Johnson, Andre, Hou.	115	1575	13.7	65	8
Welker, Wes, N.E.	111	1165	10.5	64	3
Marshall, Brandon, Den.	104	1265	12.2	47	6
Fitzgerald, Larry, Ariz.	96	1431	14.9	78t	12
Gonzalez, Tony, K.C.	96	1058	11.0	35	10
Houshmandzadeh, T.J., Cin.	92	904	9.8	46	4
Royal, Eddie, Den.	89	1038	11.7	79t	11
White, Roddy, Atl.	88	1382	15.7	70t	7
Bowe, Dwayne, K.C.	86	1022	11.9	36	7

INTERCEPTIONS

PLAYER	INT	YDS	AVG	LG	TD
Reed, Ed, Balt.	9	264	29.3	107t	2
Collins, Nick, G.B.	7	295	42.1	62t	3
Griffin, Michael, Tenn.	7	172	24.6	83t	1
Polamalu, Troy, Pitt.	7	59	8.4	23	0
Woodson, Charles, G.B.	7	169	24.1	62t	2
(8 players tied)	5				

PASSING

PLAYER	ATT	CMP	PCT CMP	YDS	YDS/ ATT	TD	PCT TD	LG	INT	PCT INT	SKS	YDS LOST	RAT
Rivers, Philip, S.D.	478	312	65.3	4009	8.39	34	7.1	67	11	2.3	25	151	105.5
Pennington, Chad, Mia.	476	321	67.4	3653	7.67	19	4.0	80t	7	1.5	24	121	97.4
Warner, Kurt, Ariz.	598	401	67.1	4583	7.66	30	5.0	79t	14	2.3	26	182	96.9
Brees, Drew, N.O.	635	413	65.0	5069	7.98	34	5.4	84t	17	2.7	13	92	96.2
Manning, Peyton, Ind.	555	371	66.8	4002	7.21	27	4.9	75	12	2.2	14	86	95.0
Rodgers, Aaron, G.B.	536	341	63.6	4038	7.53	28	5.2	71t	13	2.4	34	231	93.8
Schaub, Matt, Hou.	380	251	66.1	3043	8.01	15	3.9	65	10	2.6	23	149	92.7
Romo, Tony, Dall.	450	276	61.3	3448	7.66	26	5.8	75t	14	3.1	20	123	91.4
Garcia, Jeff, T.B.	376	244	64.9	2712	7.21	12	3.2	71t	6	1.6	23	100	90.2
Cassel, Matt, N.E.	516	327	63.4	3693	7.16	21	4.1	76t	11	2.1	47	219	89.4

2008 NFL INDIVIDUAL LEADERS

— SCORING/KICKERS —

PLAYER	XP	XPA	FG	FGA	PTS
Gostkowski, Stephen, N.E.	40	40	36	40	148
Akers, David, Phil.	45	45	33	40	144
Carney, John, NYG	38	38	35	38	143
Bryant, Matt, T.B.	35	36	32	38	131
Kasay, John, Car.	46	46	28	31	130
Elam, Jason, Atl.	42	42	29	31	129
Bironas, Rob, Tenn.	40	40	29	33	127
Crosby, Mason, G.B.	46	46	27	34	127
Kaeding, Nate, S.D.	46	46	27	32	127
Longwell, Ryan, Minn.	40	40	29	34	127

— PUNT RETURNS —

PLAYER	NO	FC	YDS	AVG	LG	TD
Parrish, Roscoe, Buff.	21	10	322	15.3	63t	1
Smith, Clifton, T.B.	23	4	324	14.1	70t	1
Bush, Reggie, N.O.	20	3	270	13.5	71t	3
Higgins, Johnnie Lee, Oak.	44	12	570	13.0	93t	3
Jones, Jacoby, Hou.	32	17	386	12.1	73t	2
Leonhard, Jim, Balt.	20	9	232	11.6	46	0
Jones, Mark, Car.	39	20	443	11.4	55	0
Sproles, Darren, S.D.	22	12	249	11.3	43	0
Blackmon, Will, G.B.	36	11	398	11.1	76t	2
Bess, Davone, Mia.	21	10	231	11.0	27	0

— PUNTING —

PLAYER	NO	YDS	LG	AVG	TOTAL		TB	BLK	OPP RET		IN 20	NET AVG
					PUNTS				RET	YDS		
Jones, Donnie, StL.	82	4100	68	50.0	82	7	0	57	590	20	41.1	
Lechler, Shane, Oak.	90	4391	70	48.8	90	13	0	43	425	33	41.2	
Lee, Andy, S.F.	66	3155	82	47.8	67	9	1	39	364	13	39.0	
Kluwe, Chris, Minn.	73	3473	62	47.6	74	13	1	42	624	23	35.0	
Kern, Brett, Den.	46	2150	64	46.7	46	4	0	28	330	13	37.8	
Scifres, Mike, S.D.	51	2332	67	45.7	51	5	0	23	146	19	40.9	
Ryan, Jon, Sea.	78	3557	63	45.6	79	12	1	38	324	22	37.9	
Zastudil, Dave, Cle.	75	3410	65	45.5	75	11	0	32	235	23	39.4	
Koch, Sam, Balt.	84	3777	74	45.0	84	9	0	38	245	34	39.9	
Bidwell, Josh, T.B.	77	3426	64	44.5	77	7	0	39	392	27	37.6	

— SCORING/NON-KICKERS —

PLAYER	TD	TDR	TDP	X2G	PTS
Williams, DeAngelo, Car.	20	18	2	1	122
Turner, Michael, Atl.	17	17	0	0	102
Jacobs, Brandon, NYG	15	15	0	0	90
Jones, Thomas, NYJ	15	13	2	0	90
White, LenDale, Tenn.	15	15	0	0	90
Jones-Drew, Maurice, Jax.	14	12	2	0	84
Westbrook, Brian, Phil.	14	9	5	0	84
Johnson, Calvin, Det.	12	0	12	1	74
Fitzgerald, Larry, Ariz.	12	0	12	0	72
Forte, Matt, Chi.	12	8	4	0	72
Thomas, Pierre, N.O.	12	9	3	0	72
Tomlinson, LaDainian, S.D.	12	11	1	0	72

— KICKOFF RETURNS —

PLAYER	NO	YDS	AVG	LG	TD
Manning, Danieal, Chi.	36	1070	29.7	83t	1
Hobbs, Ellis, N.E.	45	1281	28.5	95t	1
McKelvin, Leodis, Buf.	52	1468	28.2	98t	1
Carr, Chris, Ten.	35	984	28.1	52	0
Smith, Clifton, T.B.	36	992	27.6	97t	1
Rossum, Allen, S.F.	47	1259	26.8	104t	1
Royal, Eddie, Den.	23	600	26.1	95	0
Sproles, Darren, S.D.	53	1376	26.0	103t	1
Norwood, Jerious, Atl.	51	1311	25.7	92	0
Washington, Leon, NYJ.	48	1231	25.6	94	1

— SACKS —

PLAYER	SACKS
Ware, DeMarcus, Dall.	20.0
Porter, Joey, Mia.	17.5
Abraham, John, Atl.	16.5
Harrison, James, Pitt.	16.0
Allen, Jared, Minn.	14.5
Peppers, Julius, Car.	14.5
Tuck, Justin, NYG	12.0
Williams, Mario, Hou.	12.0
Mathis, Robert, Ind.	11.5
Woodley, LaMarr, Pitt.	11.5

2008 NFL TEAM LEADERS

RUSHING YARDS

AFC

BALTIMORE	902	Le'Ron McClain
BUFFALO	1036	Marshawn Lynch
CINCINNATI	747	Cedric Benson
CLEVELAND	1002	Jamal Lewis
DENVER	343	Peyton Hillis*
HOUSTON	1282	Steve Slaton*
INDIANAPOLIS	544	Joseph Addai
JACKSONVILLE	824	Maurice Jones-Drew
KANSAS CITY	874	Larry Johnson
MIAMI	916	Ronnie Brown
NEW ENGLAND	727	Sammy Morris
N.Y. JETS	1312	Thomas Jones
OAKLAND	853	Justin Fargas
PITTSBURGH	791	Willie Parker
SAN DIEGO	1110	LaDainian Tomlinson
TENNESSEE	1228	Chris Johnson

NFC

ARIZONA	514	Edgerrin James
ATLANTA	1699	Michael Turner
CAROLINA	1515	DeAngelo Williams
CHICAGO	1238	Matt Forte*
DALLAS	885	Marion Barber
DETROIT	976	Kevin Smith*
GREEN BAY	1203	Ryan Grant
MINNESOTA	1760	Adrian Peterson
NEW ORLEANS	625	Pierre Thomas
N.Y. GIANTS	1089	Brandon Jacobs
PHILADELPHIA	936	Brian Westbrook
ST. LOUIS	1042	Steven Jackson
SAN FRANCISCO	1036	Frank Gore
SEATTLE	698	Julius Jones
TAMPA BAY	786	Warrick Dunn
WASHINGTON	1487	Clinton Portis

RECEPTIONS

AFC

BALTIMORE	80	Derrick Mason
BUFFALO	63	Lee Evans
CINCINNATI	92	T.J. Houshmandzadeh
CLEVELAND	55	Braylon Edwards
DENVER	104	Brandon Marshall
HOUSTON	115	Andre Johnson
INDIANAPOLIS	82	Reggie Wayne
JACKSONVILLE	65	Matt Jones
KANSAS CITY	96	Tony Gonzalez
MIAMI	56	Ted Ginn Jr.
NEW ENGLAND	111	Wes Welker
N.Y. JETS	71	Jerricho Cotchery
OAKLAND	56	Zach Miller
PITTSBURGH	81	Hines Ward
SAN DIEGO	60	Antonio Gates
TENNESSEE	58	Bo Scaife

NFC

ARIZONA	96	Larry Fitzgerald
ATLANTA	88	Roddy White
CAROLINA	78	Steve Smith
CHICAGO	63	Matt Forte*
DALLAS	81	Jason Witten
DETROIT	78	Calvin Johnson
GREEN BAY	80	Greg Jennings
MINNESOTA	53	Bobby Wade
NEW ORLEANS	79	Lance Moore
N.Y. GIANTS	57	Steve Smith
PHILADELPHIA	62	DeSean Jackson*
ST. LOUIS	64	Torry Holt
SAN FRANCISCO	61	Isaac Bruce
SEATTLE	55	John Carlson*
TAMPA BAY	83	Antonio Bryant
WASHINGTON	83	Chris Cooley

POINTS

AFC

BALTIMORE	122	Matt Stover
BUFFALO	124	Rian Lindell
CINCINNATI	78	Shayne Graham
CLEVELAND	108	Phil Dawson
DENVER	114	Matt Prater
HOUSTON	124	Kris Brown
INDIANAPOLIS	103	Adam Vinatieri
JACKSONVILLE	90	Josh Scobee
KANSAS CITY	60	Tony Gonzalez
MIAMI	103	Dan Carpenter*
NEW ENGLAND	148	Stephen Gostkowski
N.Y. JETS	111	Jay Feely
OAKLAND	97	Sebastian Janikowski
PITTSBURGH	117	Jeff Reed
SAN DIEGO	127	Nate Kaeding
TENNESSEE	127	Rob Bironas

NFC

ARIZONA	119	Neil Rackers
ATLANTA	129	Jason Elam
CAROLINA	130	John Kasay
CHICAGO	119	Robbie Gould
DALLAS	102	Nick Folk
DETROIT	88	Jason Hanson
GREEN BAY	127	Mason Crosby
MINNESOTA	127	Ryan Longwell
NEW ORLEANS	72	Pierre Thomas
N.Y. GIANTS	143	John Carney
PHILADELPHIA	144	David Akers
ST. LOUIS	112	Josh Brown
SAN FRANCISCO	121	Joe Nedney
SEATTLE	102	Olindo Mare
TAMPA BAY	131	Matt Bryant
WASHINGTON	103	Shaun Suisham

*-Rookie

BENGALS TV, RADIO & INTERNET



Paul Keels



Anthony Munoz



Mike Valpredo



Brad Johansen



Dave Lapham



Geoff Hobson

— BENGALS PRESEASON TELEVISION —

Paul Keels and Anthony Munoz team up again in the broadcast booth for this season's games on the Bengals Preseason TV Network. Keels does play-by-play, with Munoz as the analyst. Mike Valpredo returns for his fifth season as sideline reporter.

For the 21st time in the past 22 years, Cincinnati's WKRC-TV (Ch. 12) is the flagship station of the network. Also on the network are WKEF-TV (Ch. 22) and WRGT-TV (Ch. 45) in Dayton, Ohio; WSYX-TV (Ch. 6) and WTTE-TV (Ch. 28) in Columbus, Ohio; and WDRB-TV (Ch. 41) in Louisville, Ky.

Keels, a Cincinnati native, is also currently the voice of the Ohio State Buckeyes for football and basketball. He was the University of Cincinnati's primary football and basketball broadcaster over a period from 1989-98, and was the Bengals' play-by-play voice on radio in '96. Munoz, Bengals' Hall of Fame offensive tackle, is in his 12th season as preseason analyst. Valpredo has worked as a sports anchor in Columbus, Ohio, and is currently an anchor and reporter for the TVG Network in Los Angeles.

— BENGALS WEEKLY TV SHOW —

The Bengals produce a weekly television show — Bengals Weekly with Marvin Lewis — that will air every Sunday morning during the 2009 NFL regular season at 11:30 A.M. on WKRC-TV (Ch. 12) in Cincinnati and WRGT-TV (Ch. 45) in Dayton. The show will also air (on an alternate schedule) in Dayton on WKEF-TV (Ch. 22) and in Columbus on WTTE-TV (Ch. 28).

— BENGALS RADIO NETWORK —

Bengals games will be aired this season on three Clear Channel flagship radio stations in the Cincinnati market. All games will be carried by 1530 Homer The Sports Animal (WCKY-AM) and 102.7 FM WEBN. Also, once the Major League Baseball season is over, games will also be aired on 700 WLW-AM. The Bengals Radio Network includes stations across Ohio as well as in Kentucky and West Virginia.

Brad Johansen, former play-by-play voice on Bengals preseason television, returns for his 10th season on radio play-by-play. Johansen is sports anchor for Cincinnati's WKRC-TV (CBS/Ch. 12).

Dave Lapham, a Bengals offensive lineman from 1974-83, is in his 24th consecutive season as the analyst on Bengals radio broadcasts. He also is an analyst for Big 12 college games on TV's FOX Sports Net, as well as working on FOX Sports Ohio's Cincinnati area high school games of the week. In past years, he broadcast NFL games for NBC and FOX and worked the NFL Europe League's World Bowl game for Sporting News Radio.

As of July 5, the Bengals Radio Network included 28 stations:

City	OHIO Station	Frequency
Athens.....	WATH-AM.....	970
Canton.....	WTIG-AM.....	990
Celina.....	WCSM-FM.....	96.7
Chillicothe.....	WBEX-AM.....	1490
Cincinnati	WCKY-AM.....	1530
	WEBN-FM.....	102.7
	WLW-AM.....	700
Columbus.....	WTVN-AM.....	610
Dayton.....	WTUE-FM.....	104.7
Hillsboro.....	WSRW-AM.....	1590
Ironton.....	WIRO-AM.....	1230
Jackson.....	WCJO-FM.....	97.7
Lima.....	WIMA-AM.....	1150
Logan.....	WLGN-AM.....	1510
Marietta.....	WMOA-AM.....	1490
Middleport.....	WMPO-AM.....	1390

City	OHIO (cont'd) Station	Frequency
Portsmouth.....	WIOI-AM.....	1010
Sidney.....	WMVR-FM.....	105.5
Uhrichsville.....	WBTC-AM.....	1540
Washington Court House.....	WCHO-FM.....	105.5
Zanesville.....	WHIZ-AM.....	1240
KENTUCKY		
Lexington.....	WLAP-AM.....	630
Louisville.....	WKRD-AM.....	790
Paintsville.....	WKYH-AM.....	600
WEST VIRGINIA		
Huntington.....	WVHU-AM.....	800
Kenova.....	WTCR-AM.....	1420
Milton.....	WZZW-AM.....	1600
Ravenswood.....	WMOV-AM.....	1360

— BENGALS.COM —

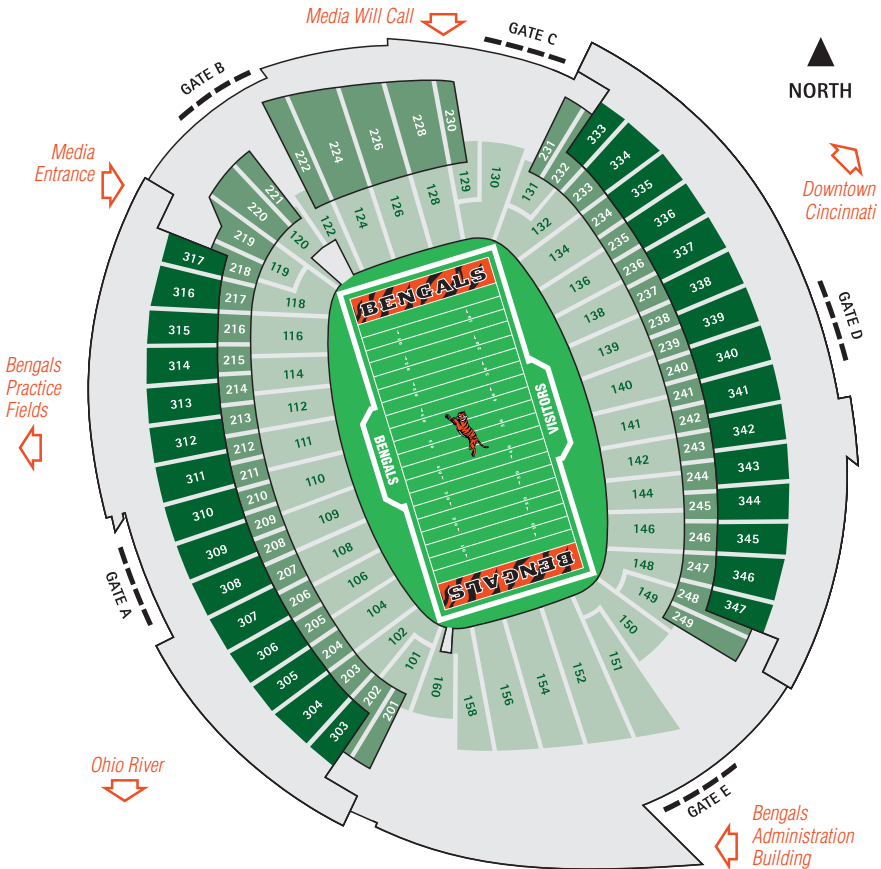
The club's official Web site, bengals.com, offers a variety of features, including up-to-the-down live coverage of every game, complete with news stories, sidebars, and analysis. During the season, the site provides breaking news, daily team updates and notes, and extensive multimedia offerings, including video of head coach Marvin Lewis and Carson Palmer news conferences each week, and postgame press conferences. During the week, the site hosts one-on-one video interviews with players and coaches. Geoff Hobson, former Bengals beat reporter for *The Cincinnati Post* and later for *The Cincinnati Enquirer*, is the Web site editor.

Also available on bengals.com are the club's roster, depth chart, biographies of coaches and players, as well as information regarding tickets, cheerleaders and Paul Brown Stadium.

Notes



Paul Brown Stadium Seating and Ticket Information



Paul Brown Stadium seats 65,515 for Bengals games. Ticket information is available by visiting the team's Web site at www.bengals.com. Fans can purchase tickets, which range in price from \$64-\$82, in any of the following three ways:

- 1) By telephone by contacting the Bengals ticket office at 513-621-TDTD (8383) or TicketMaster at 1-800-745-3000.
- 2) Online by visiting www.bengals.com or www.ticketmaster.com.
- 3) In person from 9 a.m.-5 p.m. Monday through Friday at the Bengals ticket office, located in the team's administrative offices on the Plaza Level near Gate E on the southeast side of the stadium. On game days, the ticket office is located on the Plaza Level between Gates B and C on the north side of the stadium, opening four hours prior to kickoff for day-of-game ticket purchases. Tickets also can be purchased in person at any area TicketMaster outlet.

For information about season tickets, contact the Bengals ticket office at 513-621-TDTD (8383) or visit www.bengals.com. For information about club seats, private suites and hospitality opportunities, contact the team's premium seat sales department at 513-621-3550 (ext. 2352) or visit www.bengals.com.

Paul Brown Stadium seating elevations are divided into three primary levels. The capacities and price ranges:

SEATING AREA	*NO. OF SEATS	*TICKET PRICE
Field Level (light green sections in above diagram)	28,385	\$74-\$82
Club Level (medium green; includes private suites).....	17,800	\$64-\$82
Canopy Level (dark green)	19,330	\$64-\$72
	65,515	

*NOTE: Price ranges listed are for non-premium, single-game tickets only. For information about the pricing of club seats, private suites and hospitality opportunities, contact the Bengals' premium seat sales department at 513-621-3550 (ext. 2352). The stadium capacity listed does not include additional standing room seats in private suites, or wheelchair-accessible seating locations.

JOIN OUR TEAM!

WHO DEY JOINED.
HOW 'BOUT YOU?



1.800.842.7636
www.totalprosource.com

document solutions • managed print services • copiers • printers • fax



Official Document Solutions Provider to the Cincinnati Bengals