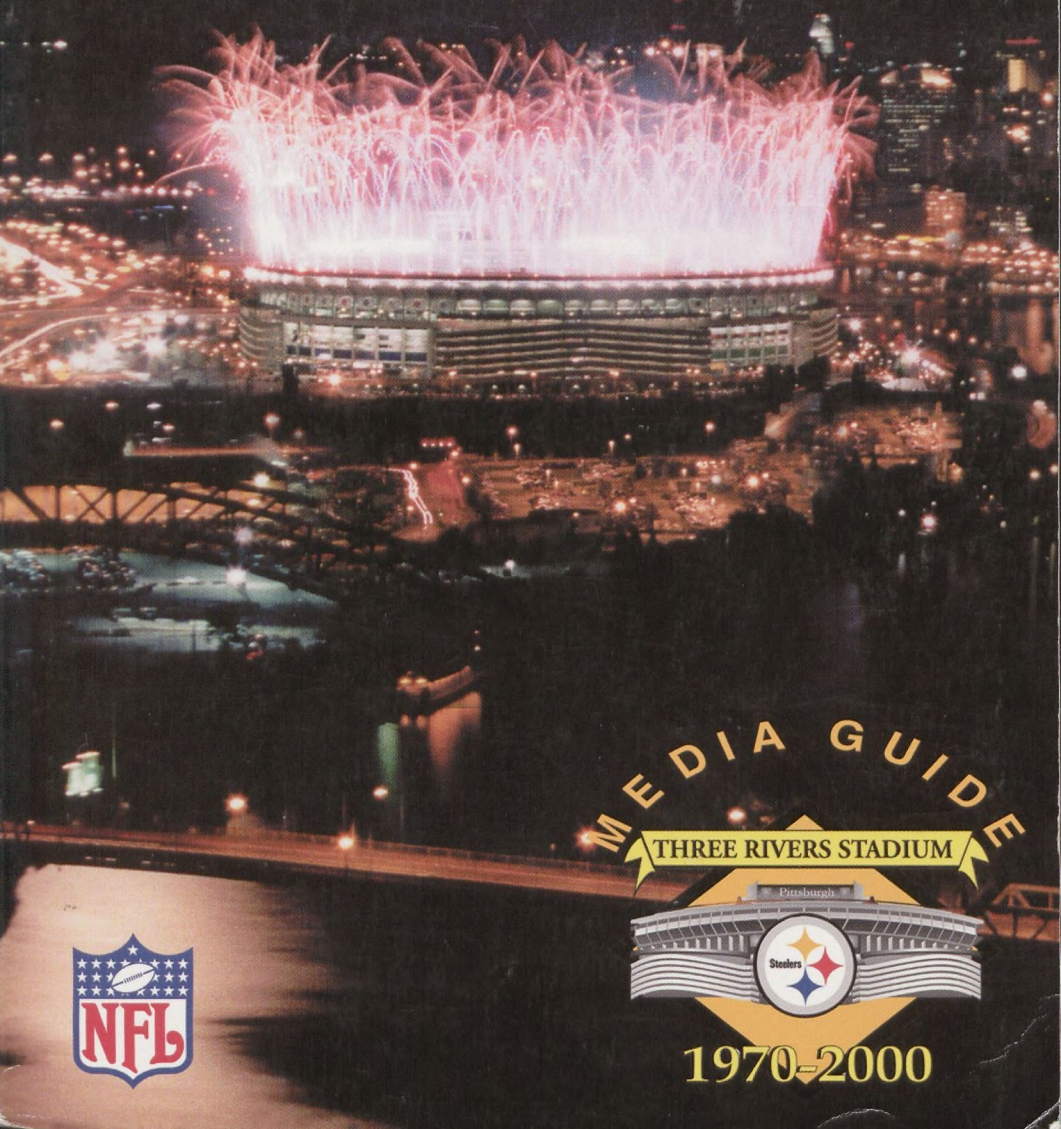


PITTSBURGH 2000 Steelers



MEDIA GUIDE

THREE RIVERS STADIUM



1970-2000



GIANT EAGLE



It Takes A Giant
To Make Life Simple.





TABLE OF CONTENTS

Schedule	1
Media Information	1
Steelers Directory	4
NFL Week-by-Week	5-6
Important Dates	6
FOOTBALL STAFF	7-32
Cowher Bio	8-11
Coaches/Scouts/Staff bios	12-32
2000 PLAYERS	33-196
Veterans bios	34-173
Rookie bios	174-189
Rosters	190-195
Pronunciation guide	195
Depth Chart	196
1999 IN REVIEW	197-220
Regular-Season Stats	198-199
Defensive Stats	200
Special-Teams Stats	201
Starting Lineups	202-203
Game Summaries	204-219
Season Highs	220
STEELERS HISTORY	221-272
History of the Steelers	222-225
Steelers in the Pro Bowl	226
Hall of Fame	227
Steelers' Overtime	228
Monday Night/	
Thursday Night Results	228
Steelers at Three Rivers	229
Misc. Wins/Losses	229
Opponents Scoring Highs	229
All-Time Attendance	230
Attendance Facts	231
Steelers MVPs	232
Regular-season Streaks	232
200-yard Rushers	232
AFC Central Div. Races	233-234
All-Time Steelers	
Jersey Numbers	235-237
Postseason Experience	238
Longest Plays	239
Opponents Longest Plays	240
Coldest/Warmest Games	240
The Last Time	241
66 Years with the Steelers	242-247
Where the Steelers Finished	247
Steelers Postseason History	248
Preseason Results	249
Steelers vs. Opponents	250-256
Steelers vs. NFC	256
Steelers All-Time Draft	257-261
Steelers QB Records	262
All-Time Roster	263-272
All-Time Head Coaches	263
All-Time Assistant Coaches	272
RECORDS	273-301
All-Time Leaders	274-275
Individual Records	276-288
Year-by-Year First Downs	289
Team Records	290-293
Year-by-Year Team Stats	294-295
Year-by-Year Leaders	296-301
STEELERS STADIUM: 2001	302-303
NFL FINAL STANDINGS	IBC

2000 PITTSBURGH STEELERS SCHEDULE

PRESEASON

Date	Opponent	Time/Network
Sunday, July 30	at Dallas Cowboys	8 p.m./KDKA-TV
Saturday, Aug. 5	MIAMI DOLPHINS	6 p.m./KDKA-TV
Thursday, Aug. 10	CAROLINA PANTHERS	7:30 P.M./KDKA-TV
Saturday, Aug. 19	vs. Indianapolis Colts (at Mexico City)	8 p.m./CBS
Friday, Aug. 25	at Washington Redskins	8 p.m./KDKA-TV

REGULAR SEASON

Sunday, Sept. 3	BALTIMORE RAVENS	1 p.m./CBS
Sunday, Sept. 10	OPEN	
Sunday, Sept. 17	at Cleveland Browns	1 p.m./CBS
Sunday, Sept. 24	TENNESSEE TITANS	1 p.m./CBS
Sunday, Oct. 1	at Jacksonville Jaguars	1 p.m./CBS
Sunday, Oct. 8	at N.Y. Jets	1 p.m./CBS
Sunday, Oct. 15	CINCINNATI BENGALS	1 p.m./CBS
Sunday, Oct. 22	CLEVELAND BROWNS	4:05 p.m./CBS
Sunday, Oct. 29	at Baltimore Ravens	1 p.m./CBS
Sunday, Nov. 5	at Tennessee Titans	1 p.m./CBS
Sunday, Nov. 12	PHILADELPHIA EAGLES	1 p.m./FOX
Sunday, Nov. 19	JACKSONVILLE JAGS	8:35 p.m./ESPN
Sunday, Nov. 26	at Cincinnati Bengals	1 p.m./CBS
Sunday, Dec. 3	OAKLAND RAIDERS	1 p.m./CBS
Sunday, Dec. 10	at N.Y. Giants	1 p.m./CBS
Saturday, Dec. 16	WASHINGTON REDSKINS	12:30 p.m./FOX
Sunday, Dec. 24	at San Diego Chargers	4:05 p.m./CBS

MEDIA INFORMATION

CREDENTIALS: Requests for game credentials should be made in writing to Ron Wahl, communications coordinator, Pittsburgh Steelers, 300 Stadium Circle, Pittsburgh, PA 15212, or by fax at (412) 323-2183. Requests should be received two weeks prior to a home game. *Phone numbers and a new address for the Steelers Main Offices effective Aug. 8. The new address is: Pittsburgh Steelers, 3400 South Water Street, Pittsburgh, PA 15203-2349.*

WILL-CALL: The will-call window and media entrance are located on street level at Gate A. Both open 90 minutes prior to kickoff.

IMPORTANT NUMBERS:

Media Relations: (412) 323-0300, ext. 238
 Ron Wahl: (412) 323-0300, ext. 228
 Dave Lockett: (412) 323-0300, ext. 223
 Fax Number: (412) 323-2183
 Ticket Office: (412) 323-1200
 Main Switchboard: (412) 323-0300





AFC CHAMPIONSHIP GAMES AT THREE RIVERS STADIUM

1972*	AFC Championship	12/31/72	Miami	50,845	17	21	L
1975*	AFC Championship	1/4/76	Oakland	50,609	16	10	W
1978*	AFC Championship	1/7/79	Houston	50,725	34	5	W
1979*	AFC Championship	1/6/80	Houston	50,475	27	13	W
1994*	AFC Championship	1/15/95	San Diego	61,545	13	17	L
1995*	AFC Championship	1/14/96	Indianapolis	61,062	20	16	W
1997*	AFC Championship	1/11/98	Denver	61,382	21	24	L

*AFC Central Champion

+Super Bowl Champion

Steelers Records at Three Rivers Stadium

Overall Record

178-69 (Includes Regular & Postseason Games)

Steelers Biggest Wins-Worst Losses

Biggest Win: 42 points (45-3) (9/8/85 vs. Ind.)

Worst Loss: 51 points (9-51) (9/10/89 vs. Clev.)

Largest Postseason Crowd

Attendance 61,545 (1/15/94 vs. San Diego)

Largest Regular Season Crowd

Attendance 60,808 (12/18/94 vs. Cleveland)

Most Yards Passing

374 Mark Malone (9/30/85 vs. Cincinnati)

Most Touchdown Passes

5 Mark Malone (9/8/85 vs. Indianapolis)

Most Passes Completed

30 Terry Bradshaw (11/25/79 vs. Cleveland)

30 Neil O'Donnell (10/19/95 vs. Cincinnati)

Most Passing Attempts

52 Neil O'Donnell (10/19/95 vs. Cincinnati)

Longest Pass Play

89t Neil O'Donnell to Dwight Stone (9/1/91 vs. San Diego)

Most Receptions

14 Courtney Hawkins (11/1/98 vs. Tennessee)

Most Yards Receiving

196 Yancey Thigpen (10/26/97 vs. Jacksonville)

Most Yards Receiving By An Opponent

258 Qadry Ismail (12/12/99 vs. Baltimore)

Most Yards Rushing

190 Barry Foster (9/13/92 vs. New York Jets)

Most Yards Rushing By An Opponent

227 O.J. Simpson (9/28/75 vs. Buffalo)

Most Rushing Attempts

41 Franco Harris (10/17/76 vs. Cincinnati)

Longest Rushing Play

75 Sidney Thornton (9/23/79 vs. Baltimore)

Most Quarterback Sacks

4.5 Chad Brown (10/13/96 vs. Cincinnati)

4.5 L.C. Greenwood (11/25/79 vs. Cleveland)

Most Quarterback Sacks (Team)

10 (10/13/96 vs. Cincinnati)

Longest Fumble Return

102t Travis Davis (12/26/99 vs. Carolina)

Longest Kick Return

95t Larry Anderson (11/25/79 vs. Cleveland)

Longest Punt Return

67 John Stagger (9/26/71 vs. Cincinnati)

Longest Punt

72 Josh Miller (10/26/97 vs. Jacksonville)

Longest Field Goal

55 Gary Anderson (11/25/84 vs. San Diego)

Coldest Game

5° (12/17/89 v. New England)



31 SLICES OF THREE RIVERS HISTORY

- 1— City of Champions
- 2— Hall of Fame Owners
- 3— Rivers (Allegheny, Monongahela and Ohio)
- 4— Super Bowl Championships
- 5— AFC Championships
- 6— NFL 75th Anniversary All-Time Team Members (Mel Blount, Joe Greene, Jack Ham, Jack Lambert, Mike Webster and Rod Woodson)
- 7— Hall of Fame Players
- 8— Consecutive Playoff Appearances in the 1970s
- 9— Members of the Super Bowl Silver Anniversary Team
- 10— Acres of land on the North Side
- 11— Players of each side of the line of scrimmage
- 12— The 12th Man — Steelers Fans, The Best in the NFL
- 13— Home Playoff Wins
- 14— AFC Central Championships
- 15— Longest Home Winning Streak (Oct. 8, 1978 – Nov. 2, 1980)
- 16— Consecutive Home Victories Over the Cleveland Browns (1970 –1985)
- 17— Home Monday Night Football Victories
- 18— Home Playoff Games
- 19— Times Terry Bradshaw threw for 240 or more yards in a game at Three Rivers Stadium
- 20— Total points scored in Steelers first playoff victory at Three Rivers vs. Oakland (12/23/72; 13-7)
- 21— 21 Postseason Victories
- 22— Players who won four Super Bowl Championships
- 23— Home victories over the Cleveland Browns
- 24— Visiting teams with losing records at Three Rivers Stadium
- 25— Home winning records
- 26— Seasons with "The Terrible Towel"
- 27— 100-yard rushing performances by Franco Harris
- 28— Years Since the "Immaculate Reception" (Dec. 23, 1972)
- 29— Months between breaking ground and first Steelers regular season Game at Three Rivers Stadium (April 26, 1968 – Sept. 20, 1970 vs. Houston Oilers)
- 30— The number of points scored in the Steelers' first shutout of the Cleveland Browns (Steelers 30, Browns 0; Dec. 3, 1972)
- 31— Years of Steelers Football in Three Rivers



STEELERS DIRECTORY

ADMINISTRATION

DANIEL M. ROONEY

President

ARTHUR J. ROONEY II

Vice President and General Counsel

JOHN R. McGINLEY

Vice President

ARTHUR J. ROONEY JR.

Vice President

CHARLES H. NOLL

Administration Advisor

FRONT OFFICE

MARK HART

Director of Business

JIM ELLENBERGER

Business Accounting Coordinator

GERALDINE GLENN

Office/Ticket Coordinator

JODIE SPAGNOLLI

Accounting Manager

RON WAHL

Communications Coordinator

DAVID LOCKETT

Public Relations/Media Manager

KIM SMITH

Website/Network Administrator

TONY QUATRINI

Director of Marketing

TIM CAREY

Merchandising Manager

AMY COTROPIA

Client Services Administrator

LYNNE MOLYNEUX

Marketing Manager

LISA WEINZETL

Luxury Suite Manager

JOHN SIMPSON

Marketing Assistant

JOHN WODAREK

Marketing Assistant

BRIAN BONIFATE

Ticket Manager

HEIDI EDWARDS

Stadium Project Coordinator

COACHING STAFF

BILL COWHER

Head Coach

KEVIN GILBRIDE

Offensive Coordinator

TIM LEWIS

Defensive Coordinator

MIKE ARCHER

Linebackers Coach

BOB BRATKOWSKI

Wide Receivers Coach

JAY HAYES

Special Teams Coach

DICK HOAK

Running Backs Coach

JOHN MITCHELL

Defensive Line Coach

MIKE MULARKEY

Tight Ends Coach

WILLY ROBINSON

Defensive Backs Coach

KENT STEPHENSON

Offensive Line Coach

IRV EATMAN

Offensive Line Assistant

LOU SPANOS

Administrative Assistant

MIKE MILLER

Administrative Assistant

CHET FUHRMAN

Conditioning Coach

FOOTBALL OPERATIONS

KEVIN COLBERT

Director of Football Operations

BILL BAKER

College Scouting Coordinator

DOUG WHALEY

Pro Scouting Coordinator

PHIL KREIDLER

Pro/College Scout

MARK GORSCAK

College Scout

BOB LANE

College Scout

BRUCE McNORTON

College Scout

DAN ROONEY

College Scout

KELVIN FISHER

BLESTO Scout

TRAINING STAFF

JOHN NORWIG

Head Athletic Trainer

RYAN GROVE

Assistant Athletic Trainer

MEDICAL STAFF

DR. RANDY BEATTY

Ophthalmologist

DR. JAMES P. BRADLEY

Physician, Orthopedic

DR. JOSEPH MAROON

Neurological Surgeon

DR. RICHARD RYDZE

Physician, M.D.

DR. ABRAHAM J. TWERSKI

Physician, Consultant

DR. ANTHONY P. YATES

Physician, M.D.

FOOTBALL STAFF

ANTHONY GRIGGS

Player Development

RODGERS FREYVOGEL

Equipment Manager

RICH BAKER

Field Manager

PAUL GALLAGHER

Field/Equipment Assistant

BOB MCCARTNEY

Video Coordinator

ANDY LIZANICH

Video Assistant

ROB BRACKEL

Video Assistant

MIKE FABUS

Photographers

OFFICES (Effective Aug.8):

3400 South Water Street

Pittsburgh, PA 15212

(412) 323-0300

Media Relations FAX: 323-2183

Ticket Office: (412) 323-1200

HOME FIELD:

Three Rivers Stadium (59,600)

TRAINING CAMP:

Saint Vincent College

Latrobe, PA 15650

OFFICE STAFF

MIA DAUDET

STACIE LAWRENCE

DIANE LOWE

MAUREEN MANNION

KAREN MERCALDE

AMIE NUSE-REIFENSTEIN

MARY REGAN

CONNIE ROSE

CAROLYN SCAIFE

ELLIE SHAM

CHRISSY TOTH



2000 NATIONAL FOOTBALL LEAGUE SCHEDULE

SUNDAY, SEPTEMBER 3 (CBS-TV WEEKEND)

(OPEN DATE: CINCINNATI)

1. ARIZONA AT N.Y. GIANTS 1:00
2. BALTIMORE AT PITTSBURGH 1:00
3. CAROLINA AT WASHINGTON 1:00
4. CHICAGO AT MINNESOTA 12:00
5. DETROIT AT NEW ORLEANS 12:00
6. INDIANAPOLIS AT KANSAS CITY 12:00
7. JACKSONVILLE AT CLEVELAND 1:00
8. N.Y. JETS AT GREEN BAY 3:15
9. PHILADELPHIA AT DALLAS 3:05
10. SAN DIEGO AT OAKLAND 1:15
11. SAN FRANCISCO AT ATLANTA 1:00
12. SEATTLE AT MIAMI 4:15
13. TAMPA BAY AT NEW ENGLAND 1:00

SUNDAY NIGHT, SEPTEMBER 3

14. TENNESSEE AT BUFFALO 8:35
15. DENVER AT ST. LOUIS 8:00

SUNDAY, SEPTEMBER 10 (FOX-TV WEEKEND)

(OPEN DATE: PITTSBURGH)

16. ATLANTA AT DENVER 2:15
17. CAROLINA AT SAN FRAN. 1:15
18. CHICAGO AT TAMPA BAY 1:00
19. CLEVELAND AT CINCINNATI 1:00
20. GREEN BAY AT BUFFALO 1:00
21. JACKSONVILLE AT BALTIMORE 1:00
22. KANSAS CITY AT TENN. 12:00
23. MIAMI AT MINNESOTA 12:00
24. NEW ORLEANS AT SAN DIEGO 1:15
25. N.Y. GIANTS AT PHILADELPHIA 1:00
26. OAKLAND AT INDIANAPOLIS 12:00
27. ST. LOUIS AT SEATTLE 1:15
28. WASHINGTON AT DETROIT 4:15

SUNDAY NIGHT, SEPTEMBER 10

29. DALLAS AT ARIZONA 5:35
30. NEW ENGLAND AT N.Y. JETS 9:00

SUNDAY, SEPTEMBER 17 (FOX-TV WEEKEND)

(OPEN DATES: ARIZONA, TENNESSEE, INDIANAPOLIS)

31. ATLANTA AT CAROLINA 1:00
32. BUFFALO AT N.Y. JETS 1:00
33. CINCINNATI AT JACKSONVILLE 1:00
34. DENVER AT OAKLAND 1:05
35. MINNESOTA AT NEW ENGLAND 4:15
36. NEW ORLEANS AT SEATTLE 1:15
37. N.Y. GIANTS AT CHICAGO 3:15
38. PHILA. AT GREEN BAY 12:00
39. PITTSBURGH AT CLEVELAND 1:00
40. SAN DIEGO AT KANSAS CITY 12:00
41. SAN FRAN. AT ST. LOUIS 12:00
42. TAMPA BAY AT DETROIT 1:00

SUNDAY NIGHT, SEPTEMBER 17

43. BALTIMORE AT MIAMI 8:35
44. DALLAS AT WASHINGTON 9:00

SUNDAY, SEPTEMBER 24 (CBS-TV WEEKEND)

(OPEN DATES: BUFFALO, CAROLINA, MINNESOTA)

45. CINCINNATI AT BALTIMORE 1:00
46. CLEVELAND AT OAKLAND 1:15
47. DETROIT AT CHICAGO 12:00
48. GREEN BAY AT ARIZONA 1:05
49. KANSAS CITY AT DENVER 2:15
50. NEW ENGLAND AT MIAMI 1:00
51. N.Y. JETS AT TAMPA BAY 4:15
52. PHILA. AT NEW ORLEANS 12:00
53. ST. LOUIS AT ATLANTA 1:00
54. SAN FRANCISCO AT DALLAS 12:00
55. SEATTLE AT SAN DIEGO 1:15
56. TENNESSEE AT PITTSBURGH 1:00

SUNDAY NIGHT, SEPTEMBER 24

57. WASHINGTON AT N.Y. GIANTS ... 8:35
58. JACKSONVILLE AT INDIANAPOLIS 8:00

SUNDAY, OCTOBER 1 (FOX-TV WEEKEND)

(OPEN DATES: NEW ORLEANS, NEW YORK JETS, OAKLAND)

59. ARIZONA AT SAN FRANCISCO ... 1:15
60. BALTIMORE AT CLEVELAND 1:00
61. CHICAGO AT GREEN BAY 3:15
62. DALLAS AT CAROLINA 1:00
63. INDIANAPOLIS AT BUFFALO 1:00
64. MIAMI AT CINCINNATI 4:05
65. MINNESOTA AT DETROIT 1:00
66. NEW ENGLAND AT DENVER 2:05
67. N.Y. GIANTS AT TENNESSEE 12:00
68. PITTSBURGH AT JACKSONVILLE 1:00
69. SAN DIEGO AT ST. LOUIS 12:00
70. TAMPA BAY AT WASHINGTON 4:15

SUNDAY NIGHT, OCTOBER 1

71. ATLANTA AT PHILADELPHIA 8:35
72. SEATTLE AT KANSAS CITY 8:00

SUNDAY, OCTOBER 8 (CBS-TV WEEKEND)

(OPEN DATES: DALLAS, KANSAS CITY, ST. LOUIS)

73. BUFFALO AT MIAMI 1:00
74. CLEVELAND AT ARIZONA 1:15
75. DENVER AT SAN DIEGO 1:15
76. GREEN BAY AT DETROIT 1:00
77. INDIANAPOLIS AT N. ENGLAND ... 1:00
78. NEW ORLEANS AT CHICAGO 12:00
79. N.Y. GIANTS AT ATLANTA 4:05
80. OAKLAND AT SAN FRANCISCO 1:15
81. PITTSBURGH AT N.Y. JETS 1:00
82. SEATTLE AT CAROLINA 4:15
83. TENNESSEE AT CINCINNATI 1:00
84. WASH. AT PHILADELPHIA 1:00

SUNDAY NIGHT, OCTOBER 8

85. BALTIMORE AT JACKSONVILLE 8:35
86. TAMPA BAY AT MINNESOTA 8:00

SUNDAY, OCTOBER 15 (FOX-TV WEEKEND)

(OPEN DATES: DETROIT, MIAMI, TAMPA BAY)

87. ATLANTA AT ST. LOUIS 12:00
88. BALTIMORE AT WASHINGTON 1:00
89. CAROLINA AT NEW ORLEANS 12:00
90. CINCINNATI AT PITTSBURGH 1:00
91. CLEVELAND AT DENVER 2:05
92. DALLAS AT N.Y. GIANTS 1:00
93. INDIANAPOLIS AT SEATTLE 1:05
94. N.Y. JETS AT NEW ENGLAND 4:05
95. OAKLAND AT KANSAS CITY 12:00
96. PHILADELPHIA AT ARIZONA 1:15
97. SAN DIEGO AT BUFFALO 1:00
98. SAN FRAN. AT GREEN BAY 3:15

SUNDAY NIGHT, OCTOBER 15

99. MINNESOTA AT CHICAGO 7:35
100. JACKSONVILLE AT TENN. 8:00

THURSDAY, OCTOBER 19 (FOX-TV WEEKEND)

(OPEN DATES: GREEN BAY, NEW YORK GIANTS, SAN DIEGO)

101. DETROIT AT TAMPA BAY 8:35
102. ARIZONA AT DALLAS 12:00
103. BUFFALO AT MINNESOTA 12:00
104. CHICAGO AT PHILADELPHIA 1:00
105. CLEVELAND AT PITTSBURGH 1:00
106. DENVER AT CINCINNATI 1:00
107. N. ENGLAND AT INDIANAPOLIS 12:00
108. NEW ORLEANS AT ATLANTA 1:00
109. ST. LOUIS AT KANSAS CITY 12:00
110. SAN FRAN. AT CAROLINA 1:00
111. SEATTLE AT OAKLAND 1:05
112. TENNESSEE AT BALTIMORE 1:00
113. WASH. AT JACKSONVILLE 4:15
114. MIAMI AT NEW YORK JETS 9:00

SUNDAY, OCTOBER 29 (CBS-TV WEEKEND)

(OPEN DATES: CHICAGO, DENVER, NEW ENGLAND)

115. CAROLINA AT ATLANTA 1:00
116. CINCINNATI AT CLEVELAND 1:00
117. DETROIT AT INDIANAPOLIS 1:00
118. GREEN BAY AT MIAMI 1:00
119. JACKSONVILLE AT DALLAS 3:15
120. KANSAS CITY AT SEATTLE 1:15
121. MINNESOTA AT TAMPA BAY 1:00
122. NEW ORLEANS AT ARIZONA 2:05
123. N.Y. JETS AT BUFFALO 1:00
124. PHILA. AT N.Y. GIANTS 4:05
125. PITTSBURGH AT BALTIMORE 1:00
126. ST. LOUIS AT SAN FRAN. 1:05

SUNDAY NIGHT, OCTOBER 29

127. OAKLAND AT SAN DIEGO 5:35
128. TENNESSEE AT WASHINGTON ... 9:00

SUNDAY, NOVEMBER 5
(CBS-TV WEEKEND)

(OPEN DATE: JACKSONVILLE)

129. BALTIMORE AT JACKSONVILLE	1:00
130. BUFFALO AT NEW ENGLAND	1:00
131. DALLAS AT PHILADELPHIA	1:00
132. DENVER AT NEW YORK JETS	4:15
133. INDIANAPOLIS AT CHICAGO	12:00
134. KANSAS CITY AT OAKLAND	1:15
135. MIAMI AT DETROIT	1:00
136. N.Y. GIANTS AT CLEVELAND	1:00
137. PITTSBURGH AT TENNESSEE	12:00
138. SAN DIEGO AT SEATTLE	1:15
139. SAN FRAN. AT NEW ORLEANS	12:00
140. TAMPA BAY AT ATLANTA	1:00
141. WASHINGTON AT ARIZONA	2:05

SUNDAY NIGHT, NOVEMBER 5

142. CAROLINA AT ST. LOUIS	7:35
143. MINNESOTA AT GREEN BAY	8:00

SUNDAY, NOVEMBER 12
(FOX-TV WEEKEND)

(OPEN DATE: WASHINGTON)

144. ARIZONA AT MINNESOTA	12:00
145. ATLANTA AT DETROIT	1:00
146. BALTIMORE AT TENNESSEE	12:00
147. CHICAGO AT BUFFALO	1:00
148. CINCINNATI AT DALLAS	12:00
149. GREEN BAY AT TAMPA BAY	4:15
150. KANSAS CITY AT SAN FRAN.	1:05
151. MIAMI AT SAN DIEGO	1:05
152. NEW ENGLAND AT CLEVELAND ..	1:00
153. NEW ORLEANS AT CAROLINA ..	1:00
154. PHILADELPHIA AT PITTSBURGH ..	1:00
155. ST. LOUIS AT N.Y. GIANTS	4:15
156. SEATTLE AT JACKSONVILLE ..	1:00

SUNDAY NIGHT, NOVEMBER 12

157. N.Y. JETS AT INDIANAPOLIS	8:35
158. OAKLAND AT DENVER	7:00

SUNDAY, NOVEMBER 19
(FOX-TV WEEKEND)

(OPEN DATE: SEATTLE)

159. ARIZONA AT PHILADELPHIA	1:00
160. ATLANTA AT SAN FRANCISCO	1:15
161. BUFFALO AT KANSAS CITY	12:00
162. CAROLINA AT MINNESOTA	12:00
163. CINCINNATI AT NEW ENGLAND ..	1:00
164. CLEVELAND AT TENNESSEE	12:00
165. DALLAS AT BALTIMORE	4:15
166. DETROIT AT N.Y. GIANTS	1:00
167. INDIANAPOLIS AT GREEN BAY ..	12:00
168. NEW YORK JETS AT MIAMI	4:05
169. OAKLAND AT NEW ORLEANS	12:00
170. SAN DIEGO AT DENVER	2:05
171. TAMPA BAY AT CHICAGO	12:00

SUNDAY NIGHT, NOVEMBER 19

172. JACKSONVILLE AT PITTSBURGH ..	8:35
173. WASHINGTON AT ST. LOUIS	8:00

THURSDAY, NOVEMBER 23
(CBS-TV WEEKEND)

(OPEN DATE: SAN FRANCISCO)

174. MINNESOTA AT DALLAS	3:05
175. NEW ENGLAND AT DETROIT	12:30

SUNDAY, NOVEMBER 26

176. ATLANTA AT OAKLAND	1:05
177. BUFFALO AT TAMPA BAY	1:00
178. CHICAGO AT N.Y. JETS	1:00
179. CLEVELAND AT BALTIMORE	1:00
180. DENVER AT SEATTLE	1:15
181. KANSAS CITY AT SAN DIEGO	1:15
182. MIAMI AT INDIANAPOLIS	1:00
183. NEW ORLEANS AT ST. LOUIS	12:00
184. PHILADELPHIA AT WASHINGTON ..	1:00
185. PITTSBURGH AT CINCINNATI	1:00
186. TENN. AT JACKSONVILLE	4:15

SUNDAY NIGHT, NOVEMBER 26

187. N.Y. GIANTS AT ARIZONA	6:20
188. GREEN BAY AT CAROLINA	9:00

THURSDAY, NOVEMBER 30
(CBS-TV WEEKEND)

(OPEN DATE: BALTIMORE)

189. DETROIT AT MINNESOTA	7:35
190. ARIZONA AT CINCINNATI	1:00

SUNDAY, DECEMBER 3

191. CLEVELAND AT JACKSONVILLE ..	4:15
192. DALLAS AT TAMPA BAY	1:00
193. DENVER AT NEW ORLEANS	12:00
194. INDIANAPOLIS AT N.Y. JETS	4:15
195. MIAMI AT BUFFALO	1:00
196. N.Y. GIANTS AT WASHINGTON ..	1:00
197. OAKLAND AT PITTSBURGH	1:00
198. ST. LOUIS AT CAROLINA	1:00
199. SAN FRAN. AT SAN DIEGO	1:05
200. SEATTLE AT ATLANTA	1:00
201. TENN. AT PHILADELPHIA	1:00

SUNDAY NIGHT, DECEMBER 3

202. GREEN BAY AT CHICAGO	7:35
203. KANSAS CITY AT NEW ENGLAND ..	9:00

SUNDAY, DECEMBER 10

(FOX-TV WEEKEND)

(OPEN DATE: ATLANTA)

204. ARIZONA AT JACKSONVILLE	1:00
205. CAROLINA AT KANSAS CITY	12:00
206. CINCINNATI AT TENNESSEE	12:00
207. DETROIT AT GREEN BAY	12:00
208. MINNESOTA AT ST. LOUIS	12:00
209. NEW ENGLAND AT CHICAGO	12:00
210. NEW ORLEANS AT SAN FRAN.	1:15
211. PHILADELPHIA AT CLEVELAND ..	1:00
212. PITTSBURGH AT N.Y. GIANTS	1:00
213. SAN DIEGO AT BALTIMORE	1:00
214. SEATTLE AT DENVER	2:05
215. TAMPA BAY AT MIAMI	1:00
216. WASHINGTON AT DALLAS	3:15

SUNDAY NIGHT, DECEMBER 10

217. N.Y. JETS AT OAKLAND	5:35
218. BUFFALO AT INDIANAPOLIS	9:00

SATURDAY, DECEMBER 16
(CBS-TV WEEKEND)

219. WASH. AT PITTSBURGH	12:30
220. OAKLAND AT SEATTLE	1:05

SUNDAY, DECEMBER 17

221. ATLANTA AT NEW ORLEANS	12:00
222. BALTIMORE AT ARIZONA	2:15
223. CHICAGO AT SAN FRANCISCO	1:05
224. DENVER AT KANSAS CITY	12:00
225. DETROIT AT NEW YORK JETS	1:00
226. GREEN BAY AT MINNESOTA	12:00
227. INDIANAPOLIS AT MIAMI	4:15
228. JACKSONVILLE AT CINCINNATI ..	1:00
229. NEW ENGLAND AT BUFFALO	1:00
230. SAN DIEGO AT CAROLINA	1:00
231. TENNESSEE AT CLEVELAND	1:00

SUNDAY NIGHT, DECEMBER 17

232. N.Y. GIANTS AT DALLAS	8:35
233. ST. LOUIS AT TAMPA BAY	9:00

SATURDAY, DECEMBER 23
(FOX-TV WEEKEND)

(OPEN DATE: CLEVELAND)

234. JACKSONVILLE AT N.Y. GIANTS ..	12:30
235. SAN FRANCISCO AT DENVER	2:15

SATURDAY NIGHT, DECEMBER 23

236. BUFFALO AT SEATTLE	5:35
237. ARIZONA AT WASHINGTON	1:00

SUNDAY, DECEMBER 24

238. CAROLINA AT OAKLAND	1:15
239. CHICAGO AT DETROIT	1:00
240. CINCINNATI AT PHILADELPHIA ..	1:00
241. KANSAS CITY AT ATLANTA	1:00
242. MIAMI AT NEW ENGLAND	1:00
243. MINNESOTA AT INDIANAPOLIS ..	4:15
244. N.Y. JETS AT BALTIMORE	1:00
245. PITTSBURGH AT SAN DIEGO	1:05
246. ST. LOUIS AT NEW ORLEANS	12:00
247. TAMPA BAY AT GREEN BAY	12:00

MONDAY, DECEMBER 25


248. DALLAS AT TENNESSEE	8:00
--------------------------------	------

IMPORTANT DATES**July 16**—Rookies and Select Veterans
Report to Camp**July 20**—Veterans Report to Camp**July 30**—Preseason Opener at Dallas**Aug. 17**—Team breaks camp**Aug. 19**—Mexico City game (vs.
Indianapolis)**Aug. 22**—Roster cutdown to 65 players**Aug. 27**—Roster cutdown to 53 players**Aug. 28**—Clubs may establish practice
squad of five players**Sept. 3-4**—Regular Season opens**Oct. 10**—Trading deadline (4 p.m., ET)



FOOTBALL STAFF

PITTSBURGH
2000
Steelers



BILL COWHER



Head Coach

Bill Cowher, although just 43 years old, already has established himself among the elite of current NFL coaches.

His eight-year reign as the Steelers head coach ties him with Dennis Green of the Minnesota Vikings for the longest current tenure of any NFL team.

In his first six seasons, Cowher joined the legendary Paul Brown as the only head coach to lead a team to six straight trips to the playoffs in his first six seasons as a head coach. Additionally, Cowher's regular-season winning percentage (77-51, .602) ties Minnesota's Dennis Green as the second-best among the NFL's active coaches with more than one season of experience behind Mike Holmgren. For his career, Cowher's overall record is a respectable 82-57 (.590), which ranks seventh among active coaches.

Cowher earned his 50th regular-season win Nov. 3, 1996 in his 73rd game to become the eighth-fastest coach in NFL history to reach 50 wins. Presently with 82 career wins, he moved into second in team victories behind Noll (209 wins) during Cowher's fifth season with 57 wins. In 1997, Cowher surpassed Ray Parker's 105 games for the second-most games (107) as the Steelers head coach. Only Noll (366 games) guided the Steelers for a longer period.

Under Cowher's guidance, the Steelers have featured a trademark running attack and a solid aggressive defense. During his eight seasons as head coach, the team has averaged a league-leading 132.7 rushing yards a game and ranks seventh with an average of 324 yards a game in total offense. In that same period, the offense churned out 57 100-yard rushing games—second only to Detroit's 60. Since 1992, the Steelers are the only team to gain more than 16,500 yards rushing (16,994), ahead of San Francisco and Buffalo (16,228).

Cowher has built a defense that mirrors his fiery attitude. In the 128 regular-season games since becoming head coach, the defense has allowed an average of 96.2 rushing yards a game and 192 yards passing. Their average total defense of 289 yards a game ranks second in the NFL, behind Dallas (288.7). During that same period, Pittsburgh has allowed only 18 running backs to surpass the 100-yard mark and is tied for fourth (with Arizona) with only 10 300-yard passing games allowed.

While Cowher has experienced much success in his coaching career, his last two seasons have been disappointing. The 1999 season marked his second straight losing season. In a year that began with a 2-0 start and high expectations, the 1999 Steelers ended with a lackluster 1-7 finish and a 6-10 record, the worst of Cowher's career.

In 1998, Cowher experienced uncharted territory. For the first time in his relatively brief head-coaching career, the Steelers did not make the playoffs. Nevertheless, despite several key injuries throughout the season, especially along the offensive line, the team remained competitive and had opportunities to clinch a playoff berth



until the 15th week of the season.

The elements heading into 1997 didn't favor the Steelers. Ten key players departed from the previous season. A new defensive coordinator was hired. A first-year quarterback took control of the offense. Nevertheless, the Steelers overcame these obstacles to post an 11-5 record, and Cowher led his team to their third home AFC Championship game in four seasons. The Steelers season ended with a 24-21 loss to the eventual-Super Bowl Champion Denver Broncos.

While the 1996 outcome didn't compare to the Super Bowl appearance of the previous season, it might have been one of the best coaching jobs of Cowher's young career. For the second straight season, Cowher was forced to overcome losses of key starting personnel on a team that already featured a re-tooled offense. During the course of the season, the Steelers had 14 starters miss 64 starts due to injury. Those adjustments forced Cowher to play 40 different starters throughout the season. Despite this adversity, Cowher led the Steelers to their fifth consecutive playoff berth and their fourth AFC Central title in five seasons.

In 1995, at the age of 38, the Pittsburgh-area native became the youngest head coach to lead his team to a Super Bowl. Along the way, Cowher's team captured their third AFC Central Division title in four years, made their fourth straight playoff appearance, and won the Steelers first AFC title since 1979.

The Steelers 11-5 regular-season record was the second best in the AFC which exceeded the expectations of most. In the offseason, the team lost seven veterans through free agency and trades. They had to play four games without starting quarterback Neil O'Donnell and almost the entire season without 1994's starting cornerbacks Deon Figures and Rod Woodson, a perennial All-Pro. In addition, linebacker Chad Brown missed six games after a phenomenal start.

Despite the setbacks, Cowher was able to rally his team from a near-disastrous 3-4 start to an NFL-best eight-game winning streak and a bye in the first round of the playoffs. This was accomplished with a major change in both offensive and defensive strategies, as the Steelers made key adjustments to compensate for their personnel losses.

The 1995 Steelers led the AFC in scoring with 407 points and set eight new offensive team records. They led the NFL in time of possession (an average of 32:36). On defense, they established new team marks for fewest yards allowed rushing and fewest yards per game rushing (82.6/game). Their 22 interceptions were second most in the NFL.

Cowher was introduced as the Steelers head coach on January 21, 1992, 26 days after the retirement of Hall of Fame coach Chuck Noll. At the age of 34, Cowher was two years younger than Noll was upon becoming the Steelers head coach in 1969.

Cowher returned to his hometown following seven years as an assistant under Marty Schottenheimer in Cleveland and Kansas City. His appointment as the Steelers head coach immediately followed a three-year stint as defensive coordinator and linebackers coach for the Chiefs.

Cowher has 20 years of NFL experience, including five as a player, seven as an assistant coach and eight as a head coach. In his first 13 years of coaching, Cowher had never been associated with a team that posted a losing record. In fact, in 12 of the 15 seasons as a coach, Cowher's teams have advanced to the playoffs.

In his first year as head coach, Cowher was selected the 1992 National Football League's Coach of the Year by the Associated Press and *The Sporting News*. Cowher



was also named Pittsburgh's Man of the Year in Sports by the Dapper Dan Club. He directed the Steelers to their first AFC Central Division crown in eight years with an 11-5 record, which was the team's best mark since they last won a Super Bowl in 1979. One of four AFC teams to win 11 games in 1992, the Steelers shared the best record in the conference as Cowher became one of only 12 coaches in NFL history to win 11 games in his first season as head coach.

The 1993 Steelers started slowly at 0-2, but six wins in the next seven games brought the team to a 6-3 mark and first place in the AFC Central division. On the final weekend of the regular season the Steelers claimed the final AFC Wild-Card berth after winning three of the last five games. Offensively, the team finished with the exact same AFC rankings as the previous year, but it improved from 21st to 13th in NFL passing rankings. The defense jumped from eighth to first in AFC total defense rankings, and from 17th to third in NFL run defense.

Cowher began his coaching career in 1985 with the Cleveland Browns. At age 28, he was the league's second-youngest assistant coach. He served on Schottenheimer's staff as the Browns special teams coach in 1985-86 and secondary coach in 1987-88. As secondary coach, Cowher's 1987 group produced 23 interceptions to tie for third in the AFC, while in 1988 the Cleveland defense ranked fourth overall in the conference. The following year Cowher joined Schottenheimer on the Kansas City coaching staff.

In 1989, Cowher's first season as a 32-year-old defensive coordinator, the Kansas City defense led the AFC and ranked second in the NFL in total defense. The following year the unit led the league in three categories with 60 sacks, 25 fumbles recovered and 45 takeaways. In 1991 the Chiefs ranked third in the conference and fifth overall in the NFL en route to a 10-6 finish and a Wild-Card playoff berth.

A former linebacker and special teams standout, Cowher enjoyed a five-year NFL playing career with the Browns (1980-82) and the Philadelphia Eagles (1983-84). He signed with Philadelphia in 1979 as an undrafted free-agent rookie, but was the last linebacker waived in training camp after playing in three preseason games. The following year he signed with Cleveland and earned a roster spot, playing in all 16 games including two starts at inside linebacker.

Cowher sat out the 1981 campaign after suffering a season-ending knee injury in the third preseason game. Returning in 1982 as special teams captain, he started at outside linebacker in two games while playing in all nine contests.

Cowher was traded to Philadelphia prior to the start of the 1983 season (Aug. 21) for a ninth-round draft pick. He was selected the Eagles most valuable special teams player that year and played in all 16 games. In 1984, a knee injury kept him out of all but four games and ended his career as a player. Cowher returned to Cleveland the following season and began his coaching career as a member of Schottenheimer's Browns staff.

Cowher grew up in the Crafton area west of Pittsburgh. He is a 1975 graduate of Carlynton High School, where he excelled in football, basketball and track. He was selected honorable mention All-State in football as a senior before moving on to North Carolina State, where he earned four letters and was a three-year starter at linebacker. As a senior in 1978, Cowher was selected team captain and Most Valuable Player after leading the defense in tackles for the second straight year. He also received the 1978 Cary Brewbaker Award as the school's outstanding defensive lineman as selected by the coaching staff. In 1979 Cowher graduated with a bachelor of science degree in education.



William Laird Cowher was born May 8, 1957 in Pittsburgh. It was at North Carolina State that Cowher met his wife, Kaye. Also a graduate of North Carolina State, Kaye and her twin sister Faye played professional basketball for the New York Stars of the Women's Professional Basketball League. The Cowhers have three daughters: Meagan Lyn (14), Lauren Marie (12), and Lindsay Morgan (9).

COWHER CAREER RECORD

Year	Team	Record	Position
1985	Cleveland Browns	8-8*	Special Teams Coach
1986	Cleveland Browns	12-4*	Special Teams Coach
1987	Cleveland Browns	10-5*	Secondary Coach
1988	Cleveland Browns	10-6*	Secondary Coach
1989	Kansas City Chiefs	8-7-1	Def. Coordinator/LBs Coach
1990	Kansas City Chiefs	11-5*	Def. Coordinator/LBs Coach
1991	Kansas City Chiefs	10-6*	Def. Coordinator/LBs Coach
1992	Pittsburgh Steelers	11-5*	Head Coach
1993	Pittsburgh Steelers	9-7*	Head Coach
1994	Pittsburgh Steelers	12-4*	Head Coach
1995	Pittsburgh Steelers	11-5*	Head Coach
1996	Pittsburgh Steelers	10-6*	Head Coach
1997	Pittsburgh Steelers	11-5*	Head Coach
1998	Pittsburgh Steelers	7-9	Head Coach
1999	Pittsburgh Steelers	6-10	Head Coach

*Team earned playoff berth


THE STEELERS UNDER COWHER

Regular Season

	Won	Lost	Tied	Pct.	Finish
1992	11	5	0	.688	AFC Central Champion
1993	9	7	0	.563	2nd, AFC Central (Wild-Card)
1994	12	4	0	.750	AFC Central Champion
1995	11	5	0	.688	AFC Champion/AFC Central Champion
1996	10	6	0	.625	AFC Central Champion
1997	11	5	0	.688	AFC Central Champion
1998	7	9	0	.438	3rd in AFC Central
1999	6	10	0	.375	4th in AFC Central
Totals	77	51	0	.602	

Postseason

	Won	Lost	Pct.	Finish
1992	0	1	.000	Advanced to divisional round
1993	0	1	.000	Lost in wild card round
1994	1	1	.500	Advanced to Championship game
1995	2	1	.667	Advanced to Super Bowl
1996	1	1	.500	Advanced to divisional round
1997	1	1	.500	Advanced to Championship game
Totals	5	6	.455	



KEVIN GILBRIDE



Offensive Coordinator

Kevin Gilbride, one of the most dynamic and innovative offensive coaches in the NFL, enters his second season as the Steelers offensive coordinator.

Joining the Steelers staff Jan. 7, 1999, Gilbride, 48, has accumulated more than 11 years of NFL coaching experience. He has established a reputation as a solid offensive coordinator and quarterback coach, and has been credited with the development of such NFL quarterbacks such as Warren Moon and Mark Brunell, Rob Johnson and Steve Beuerlein.


Gilbride previously served as the head coach of the San Diego Chargers, where he compiled a 6-16 overall record. He was appointed the Chargers' 10th head coach on Jan. 19, 1997 and was dismissed after six games of the 1998 season.

Prior to his Chargers appointment, Gilbride directed the Jacksonville Jaguars' potent offense for two seasons (1995-96) and helped develop quarterback Mark Brunell into one of the top quarterbacks in the NFL. In only the second season of their existence the Jaguars had the top rated passing attack in the NFL, this was the fifth time in Gilbride's career. He began his NFL coaching career in 1989 as a quarterbacks coach with the Houston Oilers. Gilbride was subsequently promoted to offensive coordinator (1990-93) and then served as assistant head coach/offense for a year before accepting his position with the Jaguars. During Gilbride's six years with Houston, the Oilers' offense annually ranked in the top three in the NFL in total offense.

Gilbride began his coaching career in the collegiate ranks at Idaho State, where he served from 1974-75. He also held positions at Tufts University (1976-77) and American International (1978-79).

In 1980, Gilbride accepted his first head coaching position at Southern Connecticut, where he compiled a 35-14-2 record in five seasons. He then served as the passing game coordinator (1987) and offensive coordinator (1988) at East Carolina University.

Born Aug. 27, 1951, Gilbride and his wife, Deborah, have two daughters, Kelly (Sept. 17, 1975), a 1998 Harvard graduate, and Kristen (June 19, 1977), a 1999 graduate of the University of Connecticut; and a son, Kevin (Dec. 14, 1979), a three-sport star in high school, who is a sophomore at the University of Hawaii on a full football scholarship, and also plays on the baseball team.



TIM LEWIS



Defensive Coordinator

Tim Lewis begins his first season as the Steelers defensive coordinator after spending the past five years as their defensive backs coach.

Lewis, a standout player at Pitt and former NFL All-Pro, was promoted to his current position Feb. 8, almost five years to the day he was originally hired to the coaching staff. He joined the Steelers

Feb. 7, 1995 after spending two seasons at his alma mater Pittsburgh.

Lewis has been instrumental in the development of current Steelers Chad Scott, Lee Flowers, Scott Shields and Deshea Townsend.


The 11th overall selection in the 1983 draft by the Green Bay Packers, Lewis was the first corner back chosen that year. He played 52 games for the Packers, but suffered a career-ending neck injury in the fourth game of the 1986 season. He ended his career with 16 interceptions and twice led or shared the team lead in that category. His 99-yard interception return for a touchdown versus the Los Angeles Rams in 1984 still stands as a Packers' team record.

After his injury, Lewis entered the coaching ranks in 1987 as a graduate assistant at Texas A&M, where he remained for two years under his former college coach Jackie Sherrill. Five of his students found NFL success, including Dallas' 1992 first-round draft selection Kevin Smith.

Lewis coached defensive backs at Southern Methodist from 1989-92. He returned to his alma mater University of Pittsburgh in 1993 to coach the Panthers' secondary for two seasons before joining the Steelers.

A standout at Pittsburgh from 1979 through 1982, Lewis was a starting cornerback for the Panthers in 1981 and 1982. He was named an NEA All-American in 1982. Lewis also was selected to the Senior Bowl and East-West Shrine Bowl that year.

Lewis received his bachelor's degree in economics from Pittsburgh in 1983. Born Dec. 18, 1961 in Quakertown, he and his wife Shawn reside in the North Hills.



MIKE ARCHER

Linebackers Coach



Mike Archer begins his sixth season as the Steelers linebacker coach.

Joining the Steelers March 6, 1996 to coach the linebackers, Archer, 46, had compile an extensive 19-year coaching career at the collegiate level.

He previously served as defensive coordinator and linebackers coach for Kentucky and was their assistant head coach in 1995. He joined UK in 1993 following two years as linebackers coach at Virginia (1991-92).


Prior to his Kentucky appointment, Archer served as the head football coach at Louisiana State University from 1987-90. He led the Tigers to a 27-18-1 record with appearances in the 1987 Gator Bowl and 1989 Hall of Fame Bowl, and one Southeastern Conference Championship in 1988. As the nation's youngest Division I-A head football coach in 1987, Archer, then 34, led the Tigers to a 10-1-1 record and 30-13 Gator Bowl victory against South Carolina. A year later, Archer directed the Tigers to the SEC title with a 6-1 league record and finished 8-4 overall. In 1990, he was named coach for the East-West Shrine Game.

Archer, a native of State College, Pennsylvania, lettered three seasons (1973-75) in football at Miami (Fla.) where he started at free safety for two seasons and also punted. As a senior, Archer was named UM's Football Scholar-Athlete of the Year. He graduated from Miami in 1975 and began his coaching career as a graduate assistant for the Hurricanes in 1976, serving under Lou Saban from 1977-78.

Howard Schnellenberger named Archer defensive backs coach in 1979. During Archer's five seasons, the Hurricanes posted a 41-16 record, which included a 31-30 Orange Bowl victory versus Nebraska and subsequent 1983 national championship.

Archer joined Bill Arnsparger as defensive backfield coach for LSU in 1984 and was named defensive coordinator 1985-86. During that period, LSU had a 26-8-2 record with appearances in three bowl games — 1985 Sugar, 1986 Liberty and 1987 Sugar — and the 1986 Southeastern Conference championship.

Born July 26, 1953, Archer and his wife Barbara have two children, Jeffrey Matthew and Betsy Anne.



BOB BRATKOWSKI



Receivers Coach

Bob Bratkowski joined the Steelers staff last January and enters his second season as the Steelers receivers coach.

Bratkowski was named to his position Jan. 20, 1999, after spending the previous four seasons as the Seattle Seahawks offensive coordinator and receivers coach.

In his first year with the Steelers, Bratkowski was instrumental in the development of rookie wide receiver and number-one draft pick Troy Edwards who tied for the team lead with 61 receptions. He also helped in the emergence of second-year receiver Hines Ward, who tied Edwards with 61 catches.


Bratkowski, 44, previously served seven seasons at Seattle and was promoted to offensive coordinator in 1995. He joined the Seahawks in 1992 as the wide receivers coach.

During Bratkowski's tenure, the Seahawks' offenses were one of the top-rated units in the NFL. In 1997, the Seahawks had the top-ranked passing team in the NFL (247.4 yards per game) and were third overall in total offense. Seattle also established club single-season records for most yards passing (4,187), completions (359) and attempts (609). In addition, the team finished second in the NFL in first downs with 331 (Denver, 340). Bratkowski also was credited with the development of Seahawks receivers Brian Blades and Joey Galloway.

Prior to his Seattle appointment, Bratkowski spent 14 years in collegiate football, including his last three years (1989-91) as the offensive coordinator for the University of Miami, where he served under Dennis Erickson. He also held similar positions under Erickson at Washington State (1987-88) and Wyoming (1986).

As a collegian, Bratkowski was a three-year letterman at Washington State. His father, Zeke, played quarterback for 14 seasons in the NFL.

Born Dec. 22, 1955, Bratkowski and his wife, Rebecca, have two children: son Shane and daughter Courtney.



JAY HAYES



Special Teams Coach

Jay Hayes returns for his second season as the the Steelers special teams coach.

Named the to Head Coach Bill Cowher's staff Feb. 10, 1999, Hayes, 40, had served the previous four seasons as the outside linebackers and special teams coach for the University of Wisconsin. He is the brother of former Steelers tight end Jonathan


Hayes.

Hayes coordinated one of the top special teams units in the Big Ten in 1997 and 1998 at Wisconsin. During Hayes' tenure, the Badgers recorded two of the longest plays in school history: an NCAA-record 60-yard field goal (without a tee) and a 100-yard kickoff return for a touchdown.

Prior to Wisconsin, Hayes worked three years at California, overseeing the outside linebackers in 1992-93 and adding special teams duties in 1994. He also served from 1989-91 as the outside linebackers coach and special teams coach at Notre Dame. Hayes began his coaching career in 1988 as a graduate assistant at Notre Dame.

Hayes earned All-Conference honors at defensive end two years at Idaho (1980-81). He also played professionally in both the NFL and USFL from 1982-86.

Born March 3, 1960 in Pittsburgh, Hayes grew up in South Fayette Township and graduated from South Fayette High School. He and his wife, Suzanne, have two sons (Jesse and Miles) and a daughter (Jazmin).



DICK HOAK



Running Backs Coach

Dick Hoak, the longest tenured coach in Steelers history, is in his 39th year with the team and his 29th consecutive season as a Steelers assistant coach.

He served as offensive backfield coach for 20 seasons under Chuck Noll, before being named running backs coach by Bill Cowher on Jan. 27,

1992, the only coach retained from the previous Steelers' staff.

During Hoak's eight seasons under Cowher, the team has compiled more than 16,500 rushing yards, the only team in the NFL to reach that plateau. Pittsburgh led the league in rushing yards in two of the past six years (1994 and 1997) and has been ranked in the top five in four of the past eight seasons. Last year, the team was 10th in the NFL in rushing.

Hoak, 60, joined the Steelers staff in 1972 under Noll after one year of coaching high school football and just two years after retiring from an outstanding playing career for the Steelers.


The Steelers seventh-round draft choice out of Penn State in 1961, Hoak spent 10 seasons in the Pittsburgh backfield. He led the Steelers in rushing three times (1965, 1968, 1969) and played in one Pro Bowl (1969) after ranking fourth in the NFL in 1968 with 858 rushing yards.

When he retired following the 1970 season, Hoak had gained 3,965 rushing yards and ranked second in team history. Presently, he is fifth behind Hall of Famers Franco Harris and John Henry Johnson, current Steelers running back Jerome Bettis, and Frank Pollard.

In addition, Hoak currently ranks ninth in Steelers history for career touchdowns with 33, is tied for fifth in rushing touchdowns with 25, and second in rushing attempts with 1,132. He also had 146 receptions for 1,452 yards and eight touchdowns in his career.

As a standout running back and quarterback for Penn State from 1958-60, Hoak was named his team's MVP as a senior. He graduated in 1961 with a bachelor's degree in social studies.

Born Dec. 8, 1939 in Jeannette, Pa., Hoak and his wife Lynn have three children, daughters Kelly and Katie, and son Richard. The Hoaks live in Greensburg.



JOHN MITCHELL



Defensive Line Coach

John Mitchell begins his seventh season as the Steelers defensive line coach.

Mitchell is in his 25th season of coaching, including 15 years at the college level and two in the United States Football League. This is his 10th season as an NFL coach. Mitchell joined the Steelers coaching staff Jan. 31, 1994.

In his seventh year with the Steelers, Mitchell has been instrumental in the development of Joel Steed, who has earned All-Pro honors, and other productive Steelers such as Kevin Henry, Orpheus Roye and current younger players such as Jeremy Staat and Aaron Smith.

A former All-America defensive end for Alabama, Mitchell's early years in coaching were spent studying under two of college football's greatest coaches.

Mitchell began his coaching career in 1973 as defensive line coach under Paul "Bear" Bryant at Alabama. After four years at Alabama (1973-76), Mitchell spent six seasons as defensive line coach at Arkansas (1977-82) on Lou Holtz's staff.

In 1983, Mitchell made his first move to the professional level. From 1983-85 he served as defensive line coach for the USFL Birmingham Stallions and returned to the college ranks in 1986 as defensive ends coach at Temple.

Mitchell began a four-year stint in 1987 as linebackers coach at Louisiana State (1987-90) for current Steelers linebacker coach Mike Archer, who was the head coach. In his final season at Louisiana State, Mitchell was named defensive coordinator while continuing to coach the linebackers.

Mitchell, 48, joined the NFL ranks in 1991 with the Cleveland Browns, where he tutored two Pro Bowl defensive tackles. Mitchell accepted his current appointment following three seasons coaching the defensive line for the Browns.

He played defensive end and was a two-time Junior College All-American at Eastern Arizona Junior College in 1969-70. Mitchell then transferred and played defensive end at Alabama from 1971-72, earning All-America honors in 1972. He earned a bachelor's degree in social work in 1977.

Born Oct. 14, 1951 in Mobile, Ala., Mitchell and his wife Joyce live in Pittsburgh.



MIKE MULARKEY



Tight Ends Coach

Mike Mularkey, a former tight end for the Steelers from 1989-91, returned to Pittsburgh and joined Bill Cowher's staff as tight ends coach Feb. 8, 1996.

Prior to his Steelers appointment, Mularkey, 38, was in charge of the Tampa Bay Buccaneers' tight ends in 1995. He previously served as the team's quality control coach in 1994, where he was


responsible for "breaking down" film of opponents and compiling coaching reports on their offensive and defensive tendencies. He also assisted with tight ends and special teams.

Mularkey has been instrumental in the development of some of the league's top tight ends, including the Steelers Mark Bruener, who has been a Pro Bowl alternate the two of the past three seasons, and Dallas Cowboys Jackie Harris, who in 1995 set a Tampa Bay record for receptions by a tight end (62), which also tied for the NFL lead, and receiving yards (751), which was tops by tight ends in the league.

Prior to joining the Buccaneers, Mularkey spent one year as the offensive line coach for Concordia (Minn.) College. He entered coaching after spending nine seasons in the NFL as a tight end, playing for the Minnesota Vikings from 1983-88 and the Pittsburgh Steelers from 1989-91. Originally a 1983 ninth-round draft choice of the San Francisco 49ers, Mularkey was waived prior to the season and was picked up by the Vikings. He joined the Steelers as a Plan B free agent. His career statistics included 102 receptions for 1,222 yards and nine touchdowns.

Mularkey attended the University of Florida and finished his Gator career with 55 receptions for 628 yards and three touchdowns. He has bachelor of science degrees in both kinesiology and sociology from the University of Minnesota.

Born Nov. 19, 1961 in Ft. Lauderdale, Fla., Mularkey and his wife Betsy live in Pittsburgh with sons Patrick (2/15/86) and Shane (1/14/91).



WILLY ROBINSON



Defensive Backs Coach

Willy Robinson is one of the newest members of the Steelers coaching staff, joining the team this past February as the defensive backs coach.

Robinson, a six-year NFL veteran coach, joins the Steelers after serving this past season as the defensive coordinator and secondary coach at Oregon State, where he coordinated the number-one


ranked defense in the Pac-10 for Head Coach Dennis Erickson.

Prior to joining the Beavers' staff, Robinson spent the previous six seasons (1994-1999) on Erickson's staff as the secondary coach for the Seattle Seahawks. During his six years, he coached to All-Pros (Shawn Springs in 1998 and Darryl Williams in 1997).

Robinson began his coaching career as a graduate assistant at Fresno State University under Coach Jim Sweeney, where he coached the outside linebackers and also was in charge of film breakdown. He then accepted a position at San Jose State as a part-time assistant in 1979 and coached outside linebackers. From 1980-93, Robinson also served as physical education instructor at San Jose State.

Robinson then moved to Fresno State in 1980 as a full-time assistant coach for Coach Jim Sweeney and spent 14 years in various capacities with the Bulldogs. He coached the secondary at Fresno State from 1980-85. He switched to outside linebackers from 1986-89 and returned to coach the secondary from 1990 to 1993. He was promoted to co-defensive coordinator in 1988 and to defensive coordinator in 1991.

In 1993, Robinson joined Dennis Erickson's staff at the University of Miami and spent two years as the Hurricanes' secondary coach before following Erickson to Seattle (1/12/95). He served as Seattle's secondary coach for four seasons. (1999)—Followed Erickson to Oregon State to become the Beavers' defensive coordinator and secondary coach.



KENT STEPHENSON



Offensive Line Coach

Kent Stephenson enters his 36th season of coaching, his 16th in the NFL and his ninth with the Steelers. He was named offensive line coach on Feb. 7, 1992, following seven years in the same capacity with the Seattle Seahawks. He is one of only two coaches remaining from Head Coach Bill Cowher's original staff.

During Stephenson's tenure, the Steelers are only one of three teams to average more than 2,000 rushing yards a season since 1992 and lead the NFL with more than 16,500 rushing yards.

Three of Stephenson's players have earned Pro Bowl honors, including Dermontti Dawson, Carlton Haselrig and Duval Love. Two players, John Jackson and Will Wolford, were named alternates in 1997, when the Steelers lead the NFL in rushing and had the fewest sacks.

Stephenson's coaching career began in 1965 and includes 18 years at the college level and two in the USFL prior to his entering the NFL in 1985 with Seattle.


He coached at Wayne State from 1965-68 and spent the next 14 years at North Dakota (1969-71), Southern Methodist (1972-73), Iowa (1974-76), Oklahoma State (1977-78) and Kansas (1979-82).

Stephenson moved to the professional level in 1983 as offensive line coach of the USFL Michigan Panthers (1983-84). In 1983 the Panthers won the USFL Championship.

In 1985, Stephenson entered the NFL as the Seahawks' offensive line coach under Chuck Knox. He was there for the 1985-91 seasons before joining the Steelers.

Stephenson was an All-Conference selection as an offensive and defensive lineman at Northern Iowa. He graduated with a degree in history and physical education in 1965, and received his master's degree in education from Wayne State in 1966.

Born Feb. 4, 1942 in Anita, Iowa, Stephenson and his wife Shirley have two children, daughter Heidi and son Kyle and two grandchildren Owen and Olivia



IRV EATMAN



Offensive Line Assistant


Irv Eatman, a former All-Pro offensive lineman, joined the Steelers staff this past February as an offensive line assistant.

Prior to his Steelers appointment, Eatman was the assistant offensive line coach with the Green Bay Packers in 1999.

An 11-year NFL veteran at both right and left offensive tackle, Eatman began his professional career in the USFL (1983-85), where he made USFL All-Pro three times.

In the NFL, he played five seasons (1986-90) with the Kansas City Chiefs, two with the New York Jets (1991-92), and one each with the Los Angeles Rams (1993) and Atlanta Falcons (1994) before finishing his career with the Houston Oilers (1995-96). Eatman attended UCLA where he was a two-time Lombardi Award semi-finalist, three-time honorable mention All-America and two-time All-Pac 10 selection.

Born on January 1, 1961, Eatman and his wife Mauren have two children, Joshua born on November 15, 1991, and Emma born on March 29, 1997.



LOU SPANOS

Administrative Assistant




Lou Spanos is in his seventh season with the Steelers and his sixth year as an administrative assistant for the coaching staff.

As an administrative assistant, Spanos helps mainly with the defense, but assists the entire coaching staff with video analysis and scouting of Steelers' opponents.

A 1994 graduate of the University of Tulsa, he was a four-year letterman and three-year starter at offensive center. Spanos stayed at Tulsa for a year following graduation to coach the linebackers, before joining the Steelers as an intern in the scouting department. After his one-year internship, Spanos was promoted to his current position of administrative assistant.

Spanos and his wife Timme have one son, Zachary (5/6/00), and reside in Mt. Lebanon.



MIKE MILLER

Administrative Assistant




Mike Miller is in his fourth season with the Steelers and his second year as an administrative assistant for the coaching staff.

As an administrative assistant, Miller helps mainly with the offense, but assists the entire coaching staff with video analysis and scouting of opponents.

Miller, a 1992 graduate of Clarion University of Pennsylvania, first served the Steelers as an intern in the public relations and player personnel departments (1994-95). Following a year (1996) as a public relations intern with the Indianapolis Colts, he joined the Robert Morris College coaching staff as a graduate assistant/running backs coach (1997-98) and earned a Master's Degree in education.

Miller, a Plum native, is single and resides in Carnegie.



CHET FUHRMAN

Conditioning Coach




Chet Fuhrman was named conditioning coach in February 1992 following 10 years as strength and conditioning coach at Penn State.

A native of Harrisburg, Pa., Fuhrman is in his eighth season with the team and his 20th year of strength training. He served as the assistant strength and conditioning coach at Penn State from 1979-80. He was named the first strength and conditioning coach ever at Weber State in Ogden, Utah, in 1981, before returning to Penn State to take charge of the strength and conditioning program in 1982.

Fuhrman, 47, graduated from Central State (Okla.) University in 1973 with a degree in physical education. He spent the next five years as strength coach and assistant coach in football and track at Harrisburg and Steelton-Highspire high schools. Fuhrman is a member of the National Strength and Conditioning Association.

Fuhrman and his wife Lisa have three children, son Michael (4/12/90), and daughters Erica (10/27/88) and Maria (10/13/95).



ANTHONY GRIGGS

Player Development



Anthony Griggs begins his seventh season with the Steelers and his 14th in the NFL.


He joined the Steelers in 1992 to work in the area of player programs. His responsibilities include continuing education, internships, investments information and counseling services for the players.

Griggs also assists conditioning coordinator Chet Fuhrman with the strength and conditioning program for the players.

Griggs worked in strength and conditioning with the Atlanta Falcons in 1990 before working for two years with a fitness consultation firm and an athletic club in Atlanta, Ga.

A former linebacker with the Philadelphia Eagles (1982-85) and Cleveland Browns (1986-88), Griggs began his NFL career as a fourth-round draft choice of the Eagles in 1982 out of Ohio State. He graduated with a bachelor's degree in communications from Villanova in 1983.

Born Feb. 12, 1960 in Lawton, Ohio, Griggs and his wife Beth have two daughters Alexiss (3/7/98) and Aaryn (4/13/99). The Griggs reside in Pittsburgh.



KEVIN COLBERT

Director of Football Operations



Kevin Colbert, former director of pro scouting for the Detroit Lions, begins his first year as the Steelers director of football operations.


A Pittsburgh native, Colbert was named to his position Feb. 15, 2000, after spending the past 10 years in the Detroit Lions organization.

In his new role, Colbert will oversee the personnel area of the team and supervise the scouting staff. Among his duties will be administering player acquisitions and transactions, including the draft, free agent signings and trades, and evaluating pro and college personnel. He also will serve as the Steelers' liaison with the NFL office and the other NFL teams on football matters.

Colbert served as the Lions pro scouting director and was responsible for scouting NFL players, the NFL Europe League and the Canadian Football League. He also assisted in the evaluation of college talent. Prior to joining the Lions, Colbert spent five seasons as a college scout for the Miami Dolphins (1985-89) and one season (1984) with the Blesto Scouting Service.

Colbert began his career as a coach and had experiences in three sports—football, basketball and baseball. He was the backfield coach and recruiting coordinator at Ohio Wesleyan University for three years (1981-83) and in 1984 also served as the school's head baseball coach. From 1979-81, Colbert was a graduate assistant basketball and baseball coach at Robert Morris College.

Born Jan. 29, 1957, Colbert graduated from North Catholic High School in Pittsburgh and received his bachelor's degree from Robert Morris in 1979. He and his wife, Janis, have three children: Kacie, Jennifer and Daniel.



BILL BAKER

College Scouting Coordinator




Bill Baker joined the Steelers this past May and begins his first season as the club's college scouting coordinator.

Prior to current appointment, Baker spent the past two seasons as an area scout for the Seattle Seahawks.

Baker spent the previous nine years as an area scout for the Atlanta Falcons before accepting his Seahawks' assignment in May 1998.

Additionally, Baker served as the defensive coordinator at Richmond from 1983-88. Additionally, Baker held coaching positions at Wichita State, Louisville, North Alabama, Tennessee, Samford and Austin Peay. In his new capacity, Baker will oversee the college scouts and evaluate college players for the Steelers.

A native of Jasper, Tenn., Baker was a running back and kick returner for the University of Tennessee and played on three Bowl teams. He and his wife, Paula, have one daughter (Jennifer).



DOUG WHALEY


Pro Scouting Coordinator



Doug Whaley begins his second season as Steelers pro personnel coordinator after spending the three previous years as an area scout with the Seattle Seahawks. In his new position, Whaley is responsible for scouting Steelers opponents and evaluating pro players.

Whaley joined Seattle in July 1996 and was in charge of scouting college players throughout the East Coast. Prior to joining Seattle, Whaley spent the 1995 season as an assistant in the Steelers' pro personnel department.

A native of Pittsburgh, Whaley lettered four seasons at the University of Pittsburgh as a safety and linebacker. After earning a degree in business finance, Whaley worked for one year as a retail stockbroker on Wall Street before joining the Steelers. Whaley attended Upper St. Clair High School in Pittsburgh, lettering in football, wrestling and track.



MARK GORSCAK

College Scout



Mark Gorscak is in his sixth season with the Steelers.

After spending three years as the Steelers' BLESTO scout, Gorscak was promoted to college scout in June 1998. Gorscak is primarily responsible for scouting the West Coast.

Gorscak spent the first seven years of his football career as a coach at both the high school and college levels. He spent time at Perkiomen (Pa.) Prep School, Western Maryland College, Dickinson College and Gulliver Prep (Fla.) High School. In 1987, he became the first general manager of the Pittsburgh Gladiators in its inaugural season of the Arena Football League. From 1987-1995, Gorscak served as the football administrative and special teams coordinator and also as the tight end, wide receivers and kicking coach at Weber State University in Utah.

Gorscak, a Donora, Pa. native, currently resides in St. Louis.



PHIL KREIDLER

Pro/College Scout




Phil Kreidler is in his ninth season as a college scout. He recently was given additional responsibilities in scouting pro teams.

After serving a full-time internship in the Steelers' personnel department in 1991-92, he was named to the scouting staff in June 1992. He primarily scouts colleges in the South and Southwest regions.

From 1988-90, Kreidler served as a graduate assistant coach at the University of Cincinnati, where he helped coach the wide receivers and quarterbacks.

Kreidler, 33, attended Furman University, where he played free safety. He was a member of two Southern Conference championship teams and Furman posted a record of 35-11 during his four seasons. He graduated in 1988 with a degree in history and a minor in physical education.

Kreidler is single and lives in Oxford, Miss.



BOB LANE

College Scout



Bob Lane is in his 14th season with the Steelers and 16th year in scouting.


Lane joined the personnel department as a college scout in June 1995, after spending the previous eight seasons as the Steelers' BLESTO scout. Lane is primarily responsible for scouting the Western region.

Lane played linebacker and tight end for Baylor, where he graduated with a bachelor's degree in physical education in 1963.

He signed with the San Diego Chargers, where he played linebacker for Chuck Noll from 1963-64 and was a member of their 1963 AFL Championship team.

Lane coached college football for 20 years with stops at Yacima J.C. (1965-67), University of California-San Diego (1968), San Diego State (1969), Cal Poly-San Luis Obispo (1970-81) and Northern Arizona (1982-84). He joined BLESTO in 1985.

Lane, 59, and wife Dawn have five children, daughters Duffy and Kelly; and sons Randy, Curtis, and Robby. Lane lives in Bend, Ore.



DAN ROONEY

College Scout




Dan Rooney is in his fourth season as a college scout after serving several years as a part-time scout.

He is primarily responsible for scouting the areas along the East Coast from Maine to South Carolina.

The son of Steelers president Dan Rooney, Rooney was a four-year standout safety for Washington & Jefferson (Pa.), starting his sophomore and junior years. After graduating with a degree in business administration, he stayed at W & J and coached the running backs for six years.

In 1993 he moved down to North Carolina and coached at Northern Durham High School. There he was the offensive line coach for four years.

Rooney and his wife Allison live in Durham, North Carolina. They have one son, John Patrick (6/16/99).



KELVIN FISHER

BLESTO Scout



Kelvin Fisher is the most-recent addition to the Steelers scouting department, joining the team in mid-June.


Fisher, 31, will replace former scout Doug Kretz as the Steelers BLESTO scout.

In 1999, Fisher served as the coordinator of academic accountability at Arizona State University, where he was a liaison between student-athletes, coaches,

professors and academic counselors.

Prior to joining Arizona State, Fisher worked as a juvenile probation officer in Maricopa County, Az., from 1993-96, and with the State Office for Service to Children and Family in Portland, Oregon (1996-99).

After playing fullback for Arizona State (1988-91), Fisher graduated in 1992 with a degree in social work. A native of Ambridge, Pa., Fisher currently lives in Gilbert, Az. with his wife, Angela, and two children, Kelvin Jr. (1/14/93) and Kailie (7/16/95).



BRUCE McNORTON

College Scout




Bruce McNorton is one of the newest member of the Steelers scouting department, joining the club in May 2000.

McNorton, though, is very familiar with Director of Football Operations Kevin Colbert for whom he served as a part-time scout with the Detroit Lions.

A highly successful coach at Pontiac North High School in Michigan, where he was selected the 1999 Class A Coach of the Year, McNorton led his team to the state quarterfinals.

Additionally, McNorton, 41, enjoyed a 10-year playing career as a defensive back with the Lions and Miami Dolphins.

He and his wife Rosalind have three children, daughters Mykeshia and Britteny, and son Bruce Jr. He will assume Phil Kreidler's position on the scouting staff.



BILL NUNN


College Scout



Bill Nunn is in his 33rd season in the Steelers player personnel department, where he helps evaluate college talent. After originally joining the Steelers as a scout in 1968, Nunn was promoted to assistant director of player personnel in 1970 when he served the dual role of training camp director and personnel scout. Prior to joining the Steelers, Nunn was the sports edi-

tor for the Pittsburgh Courier.

A 1948 graduate of West Virginia State University, where he earned a degree in English, Nunn and his wife, Frances, split time between Pittsburgh and Florida. The Nunn's have one daughter Lynell Wilson and a son, William III, and three grandchildren.



BOB McCARTNEY

Video Coordinator




Bob McCartney has seen the responsibilities of his job undergo dramatic changes in his 27 years as the Steelers' film and video director. He was named film director in 1973, until the advent of video in 1986 when the NFL went from film to video tape format.

Prior to taking over the filming operation, McCartney worked in the Steelers' ticket office.

McCartney, a Pittsburgh native, attended South Catholic High School. He graduated from Wheeling (W.Va.) Jesuit College in 1972 with a bachelor's degree in English.

Born May 16, 1950 in Pittsburgh, McCartney and his wife Gail have two children, daughter Kathleen (17) and son Robert (12). The McCartneys live in Mt. Lebanon.



JOHN NORWIG

Head Athletic Trainer




John Norwig is in his 10th year as the Steelers' head athletic trainer and his 22nd year in athletic training.

His training career began in 1979 as athletic trainer at Bellefonte (Pa.) High. Norwig then served six years as assistant trainer and health education instructor at Penn State (1980-85). During that time he assisted the San Francisco 49ers at their 1984 training camp. Norwig was head athletic trainer at Vanderbilt (1986-

91) before joining the Steelers.

Norwig earned a bachelor's degree in health and physical education from Penn State in 1979 and a master's in health education in 1984. He is a member of the American College of Sports Medicine, American Orthopedic Society for Sports Medicine, and the National Athletic Trainers Association.

Born Nov. 6, 1957 in Hanover, Pa., Norwig and his wife Emily have three children, daughter Erin (11/12/92), and sons Nicolas (12/20/95) and Luke (4/14/98). The Norwigs live in the North Hills.



RYAN GROVE

Assistant Athletic Trainer



Ryan Grove, a former athletic training intern for the Steelers rejoined the team in March 1999 as the club's assistant athletic trainer.

Grove, a 1993 University of Pittsburgh graduate, replaced Rick Burkholder who accepted the head athletic trainer position for the Philadelphia Eagles.

An Indiana, Pa., native, Grove most recently served as an assistant athletic trainer at East Tennessee State, where he was the head athletic trainer for the school's men's basketball, baseball and tennis teams. He also served as an intern athletic trainer for the Steelers for the 1992-93 seasons and a graduate athletic trainer for the team from 1992-94.

Grove graduated magna cum laude from Pittsburgh in 1993 and also received a master's degree there in 1996. He is a member of the Pennsylvania Athletic Trainers' Society and National Athletic Trainers' Association.

Born Jan. 27, 1971, Grove is married to the former AnnMarie Lang.



RODGERS FREYVOGEL

Equipment Manager




Rodgers Freyvogel begins his 21st season with the Steelers and his fourth as the team's equipment manager.

Freyvogel oversees all of the purchasing, fitting, customizing, issuing and reconditioning of the Steelers equipment and uniforms.

Freyvogel joined the Steelers as field manager in 1980 and was responsible for the preparation and maintenance of the Steelers' practice fields, while assisting equipment manager Tony Parisi.

Born Aug. 13, 1951 in Pittsburgh, Freyvogel grew up on Pittsburgh's North Side, where he attended North Catholic High School. He and his wife Rebecca live in Warrendale. They are the parents of one son, William (3/9/99)



RICH BAKER

Field Manager




Rich Baker begins his fourth season as the Steelers' field manager and his seventh with the team.

He joined the organization in 1994 after a two-year stint as a warehouse sales representative with Frito Lay.

Baker, 32, oversees the preparation and maintenance of the Steelers' practice fields at their St. Vincent College training camp as well as at Three Rivers Stadium. He also assists equipment manager Rodgers Freyvogel in the issuing and reconditioning of the players' equipment and uniforms.

Baker majored in elementary education at Indiana University of Pennsylvania.


Born June 14, 1967 in Pittsburgh, Pa., Baker is a native of Homestead and attended Steel Valley High School. He lives in Pittsburgh.

A black and white action photograph of a Pittsburgh Steelers player, wearing jersey number 63, running with the football. He is wearing a helmet with the number 63 and a jersey with the number 63. He is being tackled by a player in a striped jersey. The background is blurred.

PITTSBURGH
2000
Steelers

2000 PLAYERS





ALEXANDER

27 BRENT ALEXANDER

SAFETY



HEIGHT-5-11

WEIGHT-196

COLLEGE-Tennessee State

BIRTHDATE-July 10, 1971

BIRTHPLACE-Detroit, Mich.

HOW ACQUIRED-UFA (2000 from Carolina)

NFL EXPERIENCE-7h Year

GAMES PLAYED-STARTED-'94 (16-7), '95 (16-13), '96 (16-15), '97 (16-15), '98 (16-16), '99 (16-16)

CAREER TOTALS: 96-82

PRO: Was a late, key free agent acquisition...signed with the Steelers May 31...is capable of playing either safety position...was utilized solely at strong safety in 1999...was Carolina's leading tackler in the secondary for the past two seasons...had started every game since joining the Panthers in 1998...had two interceptions in 1999, matching his career-high...was an undrafted rookie in 1994 out of Tennessee State...started seven of 16 games for the Cardinals, all at right cornerback....recorded his first NFL start at Cleveland (9/18/94)...signed as an unrestricted free agent from the Arizona Cardinals on March 19, 1998. **1999:** Was a starter in all 16 games for the second consecutive season...manned the strong safety spot the entire year where he again led the secondary in tackles and ranked third on the team with 96 stops...matched his career-high with two interceptions in addition to recording a quarterback hurry, eight passes defended and seven special teams tackles...opened the season with five tackles and a season-high four quarterback hurries at New Orleans (9/12) before accounting for seven tackles, a quarterback hurry and a pass defended versus Jacksonville (9/19) and six tackles and a special teams stop versus Cincinnati (9/26)...led the team and equalled his career-high with 12 tackles at Washington (10/3) and seven tackles at San Francisco (10/17) before collecting two stops versus Detroit (10/24). He again led the defense with 10 tackles in addition to a pass defended at Atlanta (10/31) and paced the secondary with six tackles versus Philadelphia (11/7) and five tackles along with a special teams stop at St. Louis (11/14)...registered his first interception in addition to two tackles at Cleveland (11/21) and posted six tackles versus both Atlanta (11/28) and St. Louis (12/5) in addition to a pass defended and a special teams tackle against the Rams...accounted for six tackles and a special teams stop at Green Bay (12/12), a tackle and a pass defended versus San Francisco (12/18), and eight tackles and two passes defended at Pittsburgh (12/26) before producing an interception, six tackles, a pass defended and a special teams tackle in the season finale versus New Orleans (1/2). **1998:** Started 11 games at free safety and five at strong safety, making a career-high 16 total starts and setting career marks for tackles in a season with 114, ranking third on the team and first among defensive backs...recorded four games with double-digit tackle totals, making 11 stops versus Green Bay (9/27), and 10 apiece at Atlanta (10/4), versus Washington (12/13) and versus St. Louis (12/20)...started at strong safety for the injured Mike Minter in five consecutive games versus Green Bay (9/27), at Atlanta (10/04), at Dallas (10/11), at Tampa Bay (10/18)



and versus Buffalo (10/25), recording a total of 47 tackles in those starts...had 10 tackles at Atlanta (10/4) and recorded the first forced fumble of his career in dramatic fashion on a goal-line stand versus Miami (11/15) in addition to notching seven tackles. **1997:** Recorded a then career-high 109 tackles in 15 starts in 16 games at free safety for the Cardinals...registered three double-digit tackle games, including 12-tackle games at Baltimore (11/23) and versus Atlanta (12/21)...missed his only start of the year in a game versus Washington (12/7), when he platooned at free safety after spending the entire night before the game with his wife at the hospital. **1996:** Made 105 tackles and two interceptions in 15 starts and 16 game appearances...started the first two games of the season at cornerback, at Indianapolis (9/1) and versus Miami (9/8), and played, but did not start, at New England (9/15)...started the final 13 weeks of the season at free safety, beginning at New Orleans (9/22)...collected interceptions versus St. Louis (9/29) and versus the Giants (11/17)...tallied a season-best 10 tackles versus Washington (12/15). **1995:** Displaying his versatility started 15 games at three different positions, playing free safety (nine games), strong safety (one game) and cornerback (three games)...totaled 71 tackles and two interceptions, in addition to half a sack, three forced fumbles and a fumble recovery...recorded half a sack at Detroit (9/17) and corralled interceptions at San Diego (12/9) and at Philadelphia (12/17). **1994:** Earned accolades as an undrafted free agent, earning seven starts out of 16 game appearances for the Cardinals and recording 43 tackles and 10 passes defended...made his first NFL start at Cleveland (9/18) when he started for James Williams at right cornerback and recorded three tackles...started the final six weeks of the season at cornerback after seeing action as Arizona's nickel back.

COLLEGE: Was a walk-on at Tennessee State...finished his career as an NCAA Division I-AA All-America his senior year...collected 285 tackles and 15 interceptions as a three-year starter, including 113 tackles and eight interceptions as a senior en route to all-Ohio Valley Conference honors.

PERSONAL: Alexander and his wife Mari have two sons, Corey (5/3/91) and Myles (9/12/94)...was a two-way star at quarterback and safety at Gallatin (Tenn.) H.S...helped his team to a 30-9 record during his high school career...attended Tennessee State on a prestigious presidential academic scholarship to study computer science and played football as thanks to Tennessee State head coach Joe Gilliam, who wrote him a letter of recommendation...turned down several football scholarships...lives in Charlotte, N.C...Full Name: Ronald Brent Alexander.

ALEXANDER'S CAREER STATISTICS

Regular Season

TACKLES	Solo	AT	Tot.	Sp.T.	Sacks	FF	FR	INTERCEPTIONS	No.	Yds.	Avg.	LG	TD
1994 Arizona (NFC)	28	15	43	7	0.0	0	0	1994 Arizona (NFC)	0	0	0.0	—	0
1995 Arizona (NFC)	45	26	71	0	0.5	3	1	1995 Arizona (NFC)	2	14	7.0	14	0
1996 Arizona (NFC)	52	53	105	0	0.0	2	0	1996 Arizona (NFC)	2	3	1.5	3	0
1997 Arizona (NFC)	57	52	109	0	0.0	0	0	1997 Arizona (NFC)	0	0	0.0	—	0
1998 Carolina(NFC)	77	37	114	7	0.0	1	0	1998 Carolina (NFC)	0	0	0.0	—	0
1999 Carolina(NFC)	75	21	96	7	0.0	0	0	1998 Carolina (NFC)	2	18	9.0	18	0
NFL Totals (6 years)	334	204	538	21	0.5	6	1	NFL Totals (6 years)	6	35	5.8	18	0

**BETTIS**

36 JEROME BETTIS

RUNNING BACK

HEIGHT– 5-11**WEIGHT**– 250**COLLEGE**– Notre Dame**BIRTHDATE**– February 16, 1972**BIRTHPLACE**– Detroit, Mich.**HOW ACQUIRED**– Trade (1996 from St. Louis Rams)**NFL EXPERIENCE**– 8th Year**GAMES PLAYED-STARTED**– '93 (16-12), '94 (16-16), '95 (15-13), '96 (16-12), '97 (15-15), '98 (15-15), '99 (16-16)**CAREER TOTALS**: 109-99**STEELERS TOTALS**: 62-58

PRO: Might be considered best acquisition for Steelers during 1996 NFL Draft...joined Steelers via trade on April 20, 1996 in deal that sent Pittsburgh's second-round pick in 1996 and fourth-round selection in 1997 to St. Louis...is a four-time Pro Bowler...has been a durable and productive running back for the Steelers since his arrival...gained 1,000 yards in first two seasons in league...has added four more 1,000-yard seasons with Pittsburgh...has compiled 39 career 100-yard rushing games (11 for Rams and 28 for Pittsburgh)...earned Steelers Most Valuable Player honors in first two seasons with team...was selected as the 1998 recipient of "The Chief Award" by the Pittsburgh chapter of the Pro Football Writers Association for his cooperation with the media...ended Rams' career as record holder for most carries in one game (39)...was ranked ninth on Rams' career rushing list with 3,091 yards (Rams were 4-0 when Bettis made 30 or more carries)...enters 2000 season ranked second on the Steelers all-time rushing yardage list in just four seasons with 5,311 yards...also is the fourth-leading active rusher in the NFL, topping the 8,000-yard plateau with 8,463 yards...has moved into fourth place on the Steelers all-time total yards from scrimmage list with 5,803 total yards. **1999:** Recorded his sixth 1,000-yard rushing season—and fourth as a Steeler...finished with 1,091 yards on 299 carries for a 3.6-yard average...scored a team-high seven rushing TDs...missed all of the preseason due to a knee injury...was placed on the active non-football injury list prior to the start of training camp (7/30)...had arthroscopic surgery Aug. 3 on left knee to repair a slight tear to his lateral meniscus...was moved to the active roster 8/30...returned to active duty in surprisingly grand fashion in the season-opener versus Cleveland (9/12)...had not taken a snap during the preseason but rushed for a game-high 89 yards on 18 carries, an impressive 14.9 yards a carry...rebounded from the previous week without any difficulty against Baltimore (9/19)...finished with 46 yards on 16 carries...moved into second place on the Steelers' all-time rushing list, passing John Henry Johnson (4,383)...led the team with 39 yards on 11 carries, including a long of 20 yards, his 11th-longest run as a Steeler versus Seattle (9/26)...also had two receptions for nine yards...compiled his second-highest rushing total of the early season, despite having a few big runs nullified because of penalties versus Jacksonville (10/3)...finished with 58 yards on 20 carries with a long of 11...led the team with four receptions for 27 yards, including a long of 17...had his second-lowest rushing output of the season at Buffalo (10/10)...finished with 24 yards on 13 carries...did score his first TD of the season on a one-yard plunge that pulled the Steelers to within



three points, 24-21, late in the game...had two receptions for 10 yards...recorded his first 100-yard game of the season at Cincinnati (10/17), finishing with 111 yards on 26 carries...also scored two TDs for the first time in a game during the season...added one reception for four yards...rushed for 80 yards on 23 carries in Monday Night game versus Atlanta (10/25)...also caught two passes for 14 yards...finished with 53 yards and two TDs on 18 carries at San Francisco 49ers (11/7)...produced his longest TD run of the season, a 22-yard burst in the fourth quarter...scored two touchdowns for the second time this season and the second time in three games...produced his second-highest rushing total to that point of the season against Cleveland (11/16) but fell one yard short of the 100-yard barrier...rushed for 99 yards on 26 carries, averaging 3.8 yards a carry...also caught one pass for seven yards...showed bursts of his big-play ability at Tennessee (11/21)...rushed for 88 yards on 14 carries for a season-high 6.3-yard average...had a season-long 35 yard run, the sixth longest run of his career...finished with 81 yards on 22 carries for a 3.7-yard average versus Cincinnati (11/28)...also caught one pass for six yards...was held to a season-low 23 yards on 12 carries at Jacksonville (12/2)...also had one reception for 14 yards...proved his versatility by running, catching and throwing in the game versus Baltimore (12/12)...threw his first career TD pass to Hines Ward, a 21-yarder, to give the Steelers the first score of the game...rushed for 39 yards on 13 carries...also caught four passes for 11 yards...averaged 3.3 yards a carry at Kansas City (12/18)...finished with 63 yards on 19 carries, including a long of 13 yards...also caught one pass for nine yards...had his most productive game of the season versus Carolina (12/26)...rushed for his second 100-yard game of the season—his 28th as a Steeler and 39th for his career...finished with a 137 yards on 33, both season highs, and a touchdown...also caught a pass for minus-three yards...rushed for 61 yards and one TD on 15 carries, despite suffering a deep thigh bruise against Tennessee (1/2)...averaged 4.1 yards a carry. **1998:** Finished with the lowest rushing totals of his Steelers career in 1998, despite recording his third consecutive 1,000-yard season...ran for 1,185 yards on 316 carries, a 3.8-yard average...also had three TDs (all rushing)...finished with 16 receptions for 90 yards...was ranked seventh in the AFC and 12th overall in rushing...carried 23 times for 41 yards in the season-opener versus Baltimore (9/6)...produced a long run of nine yards...caught a five-yard pass...recorded his 32nd career 100-yard game and his 21st as a Steeler against Chicago (9/13)...finished with 131 yards on 21 carries and a touchdown, including a long run of 42 yards...averaged 6.2 yards a carry...had his second sub-100 yard game, rushing for 48 yards on 13 carries versus Miami (9/20)...recorded his 33rd career 100-yard game—his 22nd as a Steeler—in the Seattle game (9/27)...rushed for 138 yards, the third-best effort as a Steeler at the time...averaged 4.9 yards a carry with a long of 23 yards...was well on his way to another 100-yard game before suffering a knee injury in the second quarter in the Cincinnati contest (10/11)...compiled 55 yards on 11 carries for a 5.0-yard average before his injury...was deactivated Sunday because of his knee injury versus Baltimore at home (10/18)...returned from his one-game absence with a stellar performance on Monday Night at Kansas City (10/26)...rushed for 119 yards on 33 carries—the 34th of his career and 23rd as a Steeler...also caught two passes for four yards...gained a season-low 26 yards on 11 carries versus Tennessee (11/1)...also had one reception for six yards...rambled to his fourth 100-yard game, the 35th of his career and the 24th as a Steeler in a Monday Night game versus Green Bay (11/9)...also registered his seventh consecutive 100-yard game on Monday Night football...rushed for 100 yards on 34



carries...also had one reception for 26 yards...was held to 29 yards on 14 carries, his second-lowest total of the year, at Tennessee (11/15)...also had two receptions for 10 yards...finished with 77 yards on 26 carries versus Jacksonville (11/22)...also had one reception for 10 yards...was held to 67 yards on 26 carries, a 2.6-yard average on Thanksgiving Day at Detroit (11/26)...tipped a pass to Will Blackwell who raced untouched for a 15-yard TD...rushed for 48 yards on 12 carries, his fourth straight sub-100 yard rushing performance against New England (12/6)...finished with 63 yards on 17 carries for a 3.7-yard average versus Tampa Bay (12/13)...also had one reception for seven yards...recorded his first 100-yard performance since the Nov. 9 Green Bay contest against Cincinnati (12/20)...finished with 104 yards on 21 carries (5.0 yards a carry)...compiled his highest rushing totals of the season on Monday Night in the season-finale at Jacksonville (12/28), finishing with 139 yards on 26 carries...also caught a season-high four passes for 24 yards. **1997:** Named 1997 Steelers MVP for second consecutive year...became third running back in team history to earn the MVP award and first Steeler since Terry Bradshaw to win the award two years in a row... set a personal mark with 25 rushing attempts in the postseason against New England (1/3) in AFC Divisional round...had a career-high 105 yards in postseason against Denver (1/11) in AFC Championship game...named to fourth Pro Bowl (second as a Steeler)... finished season with 1,665 yards rushing, just 26 yards shy of a team record for most yards in a single season, set by Barry Foster in 1992...ranked second in the AFC and third in the NFL with 1,665 yards rushing...reached 1,000 yards in just nine games to become fastest running back in Steelers history to eclipse the mark...became third player in NFL history to score two touchdowns in overtime in the same season, tying Michael Timpson (Philadelphia 1991, '93) and John Jefferson (San Diego 1978, '80)... rushed for season-high 164 yards against Indianapolis...named AFC Offensive Player of the Month for October...had career-best three rushing touchdowns in one game at Arizona (11/30/97) in which he also had 36 rushing attempts, the second-most attempts in a game in team history...finished season with 375 rushing attempts, the second most in one season in team history. **1996:** Earned Steelers MVP and NFL Alumni Running Back of the Year honors, named All-Pro by *College & Pro Football Weekly* and *USA Today*, named AFC All-Conference by *Football Digest*, *Football News*, and United Press International...was the AFC Offensive Player of the Month (November)...selected as a member of All (John) Madden Team...became first NFL back to surpass 1,000 yards in 1996 and finished with a then career-high 1,431 yards...completed the season with 1,553 total yards from scrimmage, 10 100-yard games, 1,431 rushing yards, 320 carries and 11 touchdowns, all of which were second highest single-season marks in team history...had only nine carries in final two games due to an ankle injury, but still had third-best rushing total in NFL...became first running back to have three 100-yard games on Monday Night Football in single season...compiled five consecutive 100-yard games (Weeks 2-6), the most since Franco Harris had six in Weeks 7-12 in 1972...split time with Erric Pegram through first three games...rushed for his first 100-yard game as a Steeler versus Baltimore (9/8), his first 100-yard game since a contest against Atlanta (10/2/94)...also scored first rushing TD since 12/17/94 at Washington...tied third-best game of career with 133 yards on 20 carries following week versus Buffalo (9/16) in first Monday night game of career...added two rushing TDs, including 43-yard score that also was the longest rush since his rookie season...his two TDs were also a career single-game high at the time...added 50-yard TD run versus Rams (11/3), at the time, the longest run by a Steeler since



Barry Foster had a 69-yard rush at Green Bay (9/27/92) and the longest rushing TD since Foster's 54-yard rushing TD versus the New York Jets (9/13/92)...gained 102 yards and two TDs in first postseason appearance, but suffered ankle injury that limited him to 43 yards at New England (1/5/97). **1995:** Started 13 games and led Rams in rushing for third consecutive season with 637 yards...became fourth player in team history and first since Eric Dickerson (1983-86) to lead team for three consecutive seasons...missed first game of career with Game 7 ankle injury to break streak of 40 games played...received Rams' game ball after rushing for 83 yards on 20 carries versus New Orleans (9/10)...scored his first rushing TD of season at Carolina (9/17)...gained another 74 yards on 22 carries, including 60 in second half alone two weeks later versus Chicago (9/24)...had game-high 19 carries for 88 yards versus Atlanta (10/12)...left game in third quarter with sprained left foot at Philadelphia (10/29)...missed following game on inactive list at New Orleans (11/5), the first game he missed during career...returned as starter one week later and responded with season-high 91 yards on 21 carries and one TD versus Carolina (11/12)...scored the first TD in the St. Louis Trans World Dome with a one-yard run...produced season-long—and second longest of his career—run of 41 yards...also had a season-high three receptions at Atlanta (11/19)...saw limited action at Buffalo, rushing only once for three yards in second quarter for lowest output of career...scored third TD of season on fourth-down play at Washington (12/17)...caught season-high 25 yards, including long of 19 yards versus Miami (12/24)...reported late to training camp in contract dispute (8/4). **1994:** Registered second consecutive 1,000-yard rushing season by collecting 1,025 yards on 319 carries, finishing fourth in NFC and ninth in NFL...named to NFC Pro Bowl squad for second consecutive year; first Rams running back since Eric Dickerson (1985-96) to earn honor in first two NFL seasons and first Rams player to earn back-to-back honors since tackle Jackie Slater (1988-89)...was one of four offensive players to start every game...was club's first back-to-back 1,000-yard rusher since Greg Bell's 1,212 in 1988 and 1,137 in 1989...was fifth on club in receptions with 31 for career-best 293 yards...finished fifth in the NFC in total yardage with 1,318 yards...gained season-high 132 yards on 35 carries in Rams' 16-0 win at Kansas City (9/25), fourth best effort of career...recorded four straight 100-yard rushing games in Weeks 2 through 5 (9/11-10/2), matching a personal mark set in 1993...was two shy of club record six which Eric Dickerson set in 1984...eclipsed 2,000-yard rushing barrier for career after gaining 65 yards on 22 carries versus Green Bay (10/9)...had season and career-high 34-yard reception in 17-10 win over N.Y. Giants (10/16)...recorded career-high six receptions for 21 yards in Rams' 27-21 victory in Week 10 over Denver (11/6)...scored first two-point conversion in club history in fourth quarter at San Francisco (11/20) and ended with two for the season...caught first career TD pass on three-yard reception in Week 14 versus New Orleans (12/4). **1993:** Received several postseason honors including Associated Press, *Pro Football Weekly*, *The Sporting News*, and Pro Football Writers Association Rookie of Year honors...shared 1993 NFL Rookie of Year award with former Notre Dame teammate and Seattle QB Rick Mirer...finished rookie season with seventh-best rookie rushing total in league history and fourth-highest single-season rushing total in Rams history... also was recipient of Carroll Rosenbloom and Dan Reeves award given to Rams' Most Valuable Player and Rookie of the Year...finished second in NFL in rushing yards (57 yards behind Dallas' Emmitt Smith for rushing title) and third in league in total yards from scrimmage (behind Buffalo's Thurman Thomas and Smith)...became first Rams rookie to rush for more than 1,000



yards since Eric Dickerson ran for 1,808 in 1983...was first Rams rookie to make Pro Bowl since 1985 (P Dale Hatcher) and first running back since 1987 (Charles White)...joined defensive tackle Sean Gilbert to become first Ram to make Pro Bowl since 1990...recorded seven 100-yard games (most by Rams running back since Charles White had seven in 1987), tying Emmitt Smith and Thurman Thomas for league high...registered first 100-yard game of career versus New Orleans (10/3) with 102 yards...became eighth rookie back in NFL history to run for 200 yards in single game with career-high 212-yard performance against Saints (12/12)...was first rookie to accomplish feat since Bo Jackson ran for 221 yards against Seattle in 1987...set Rams' record for most attempts rushing in a single game with 39 carries for 146 yards in season finale against Chicago (1/2/94)...became only second back in 22 games to rush for more than 100 yards against a Dave Wannstedt-coached defense...had five catches for career-high 71 yards against Bears (1/2/94)...registered career-high 217 yards from scrimmage against Chicago (146 rushing, 71 receiving)...was 10th selection in the 1993 NFL Draft.

COLLEGE: Finished college career at Notre Dame with 337 carries for 1,912 yards (5.7 avg.), 27 TDs and 32 receptions for 429 yards (13.4 avg.)...closed college career with 75 yards on 20 carries and two TDs versus Texas A&M in Cotton Bowl.

PERSONAL: Single...played linebacker and running back for McKenzie High...rated top player in state by *Detroit Free Press* and was Gatorade Circle of Champions Michigan Player of Year as senior...was subject of 80 football cards in 1993, the most of any rookie in NFL history...is an avid bowler...has lifetime average of better than 200...was introduced to sports by parents to keep him off the streets...splits off-season home between Detroit, Los Angeles and Pittsburgh...Full name: Jerome Abram Bettis.

Bettis' Career Single-Game Highs

Regular Season

Yards Rushing- 212 (12/12/93 at New Orleans)
 Rushing Attempts- 39 (1/2/94 vs. Chicago)
 Longest Run- 71t (12/12/93 at New Orleans)
 TDs Rushing- 3 (11/30/97 at Arizona)
 100-yard Games- 37
 Receptions- 6 (11/6/94 vs. Denver)
 Yards Receiving- 71 (1/2/94 vs. Chicago)
 Longest Reception- 34 (10/16/94 vs. N.Y. Giants)

Postseason

Yards Rushing- 105 (1/11/98 vs. Denver)
 Rushing Attempts- 25 (1/3/98 vs. N. England, 12/29/96 vs. Indianapolis)
 Longest Run- 18 (12/29/96 vs. Indianapolis)
 TDs Rushing- 2 (12/29/96 vs. Indianapolis)
 100-yard Games- 1 (Last 1/11/98 vs. Denver)
 Receptions- 2 (1/5/97 vs. New England)
 Yards Receiving- 7 (1/3/98 vs. New England)
 Longest Reception- 7 (1/3/98 vs. New England)

Regular Season

*Team Leader

NFL ACTIVE CAREER RUSHING LEADERS

***Bettis is ranked 18th on the NFL's All-Time Career Rushing List*

Name	Year	Att.	Yards	Name	Year	Att.	Yards
1. Barry Foster	1992	390	1,690	9. Franco Harris	1976	289	1,128
2. Jerome Bettis	1997	375	1,665	10. Jerome Bettis	1999	299	1,091
3. Jerome Bettis	1996	320	1,431	11. Franco Harris	1978	310	1,082
4. Franco Harris	1975	262	1,246	12. Franco Harris	1972	188	1,055
5. Franco Harris	1979	261	1,186	13. John Henry Johnson	1964	235	1,048
6. Jerome Bettis	1998	316	1,185	14. Rocky Bleier	1976	220	1,036
7. Franco Harris	1977	300	1,162	15. Franco Harris	1983	279	1,007
8. John Henry Johnson	1962	251	1,141				



BETTIS' GAME-BY-GAME STATISTICS

RUSHING

RECEIVING

1999

DATE	OPPONENT	Rush	Yds.	Avg.	TD	Lg	Rec.	Yds.	Avg.	TD	Lg
9/12	at Cleveland	18	89	4.9	0	14	1	2	2.0	0	2
9/19	at Baltimore	16	46	2.9	0	10	0	0	0.0	0	0
9/26	SEATTLE	11	39	3.5	0	20	2	9	4.5	0	6
10/3	JACKSONVILLE	20	58	2.9	0	11	4	27	6.8	0	17
10/10	at Buffalo	13	24	1.8	1	5	2	10	5.0	0	7
10/17	at Cincinnati	26	111	4.3	2	23	1	4	4.0	0	4
10/25	ATLANTA	23	80	3.5	0	14	2	14	7.0	0	9
11/7	at San Francisco	18	53	2.9	2	22t	0	0	0.0	0	0
11/14	CLEVELAND	26	99	3.8	0	8	1	7	7.0	0	7
11/21	at Tennessee	14	88	6.3	0	35	0	0	0.0	0	0
11/28	CINCINNATI	22	81	3.7	0	13	1	6	6.0	0	6
12/2	at Jacksonville	12	23	1.9	0	9	1	14	14.0	0	14
12/12	BALTIMORE	13	39	3.0	0	7	4	11	2.8	0	6
12/18	at Kansas City	19	63	3.3	0	13	1	9	9.0	0	9
12/26	CAROLINA	33	137	4.2	1	13	1	-3	-3.0	0	-3
1/2	TENNESSEE	15	61	4.1	1	26	0	0	0.0	0	0
SEASON TOTALS		299	1,091	3.6	7	35	21	110	5.2	0	17

RUSHING

RECEIVING

1998

DATE	OPPONENT	Rush	Yds.	Avg.	TD	Lg	Rec.	Yds.	Avg.	TD	Lg
9/6	at Baltimore	23	41	1.8	0	9	1	5	5.0	0	5
9/13	CHICAGO	21	131	6.2	1	42	0	0	0.0	0	0
9/20	at Miami	13	48	3.7	0	13	1	2	2.0	0	2
9/27	SEATTLE	28	138	4.9	0	23	2	-4	-2.0	0	4
10/11	at Cincinnati	11	55	5.0	1	13	0	0	0.0	0	0
10/18	BALTIMORE	Inactive/injured									
10/26	at Kansas City	33	119	3.6	0	13	2	4	2.0	0	3
11/1	TENNESSEE	11	26	2.4	0	10	1	6	6.0	0	6
11/9	GREEN BAY	34	100	2.9	0	12	1	26	26.0	0	26
11/15	at Tennessee	14	29	2.1	0	5	2	10	5.0	0	6
11/22	JACKSONVILLE	26	77	3.0	0	9	1	10	10.0	0	10
11/26	at Detroit	26	67	2.6	0	12	0	0	0.0	0	0
12/6	N. ENGLAND	12	48	4.0	0	14	0	0	0.0	0	0
12/13	at Tampa Bay	17	63	3.7	0	9	1	7	7.0	0	7
12/20	CINCINNATI	21	104	5.0	1	19	0	0	0.0	0	0
12/28	at Jacksonville	26	139	5.3	0	25	4	24	6.0	0	8
SEASON TOTALS		316	1,185	3.8	3	42	16	90	5.6	0	26

RUSHING

RECEIVING

1997

DATE	OPPONENT	Att.	Yds.	Avg.	LG	TD	No.	Yds.	Avg.	TD	Lg
8/31	DALLAS	15	63	4.2	9	0	0	0	0.0	0	-
9/13	WASHINGTON	27	134	4.9	19	1	1	9	9.0	0	9
9/22	at Jacksonville	21	114	5.4	19	0	0	0	0.0	0	-
9/28	TENNESSEE	18	74	4.1	18	0	1	39	39.0	0	39
10/5	at Baltimore	28	137	4.9	19	0	0	0	0.0	0	-
10/12	INDIANAPOLIS	30	164	5.5	34	1	1	14	14.0	0	14
10/19	at Cincinnati	34	135	4.0	13	1	0	0	0.0	0	-
10/26	JACKSONVILLE	28	99	3.5	19	0	3	35	11.7	0	17t
11/3	at Kansas City	17	103	6.1	30	0	2	7	3.5	0	7
11/9	BALTIMORE	24	114	4.8	33	1	0	0	0.0	0	-



11/16 CINCINNATI	25	101	4.0	15	0	1	-5	--	0	-
11/23 at Philadelphia	20	80	4.0	12	0	1	19	19.0	1	19t
11/30 at Arizona	36	142	3.9	14	3	2	19	9.5	0	14
12/7 DENVER	24	125	5.2	24	0	0	0	0.0	0	-
12/13 at New England	28	80	2.9	16	0	4	12	3.0	0	8
12/21 at Tennessee	Inactive									
REGULAR SEASON TOTALS	375	1,665	4.4	34	7	15	110	7.3	2	19t

Postseason Opponent

1/3 NEW ENGLAND	25	67	2.7	14	0	1	7	7.0	0	7
1/11 DENVER	23	105	4.6	16	1	1	3	3.0	0	3
SEASON TOTALS	48	172	3.6	16	1	2	10	5.0	0	7

RUSHING

RECEIVING

1996

DATE	OPPONENT	Att.	Yds.	Avg.	Long	TD	No.	Yds.	Avg.	TD	Lg
9/1	at Jacksonville	14	57	4.1	10	0	2	14	7.0	0	14
9/8	BALTIMORE	21	116	5.5	23	1	1	6	6.0	0	6
9/16	BUFFALO	20	133	6.7	43 t	2	3	32	10.7	0	12
9/29	HOUSTON	29	115	4.0	15	0	1	-6	-	0	-6
10/7	at Kansas City	27	103	3.8	15	1	5	40	8.0	0	16
10/13	CINCINNATI	28	109	3.9	15	0	0	0	0.0	0	-
10/20	at Houston	18	65	3.6	12	0	2	2	1.0	0	6
10/27	at Atlanta	26	126	4.8	24	1	2	2	1.0	0	7
11/3	ST. LOUIS	19	129	6.8	50 t	2	0	0	0.0	0	-
11/10	at Cincinnati	21	111	5.3	27	2	0	0	0.0	0	-
11/17	JACKSONVILLE	21	53	2.5	15	1	1	1	1.0	0	1
11/25	at Miami	27	119	4.4	14	0	2	28	16.0	0	15
12/1	at Baltimore	24	105	4.4	21	0	0	0	0.0	0	-
12/8	SAN DIEGO	16	71	4.4	11	0	2	6	3.0	0	10
12/15	SAN FRANCISCO	6	9	1.5	4	1	0	0	0.0	0	-
12/22	at Carolina	3	10	3.3	9	0	1	-3	-	0	-3
REGULAR-SEASON TOTALS		320	1,431	4.5	50 t	11	22	122	5.5	0	16

Postseason Opponent

12/29 INDIANAPOLIS	25	102	4.1	18	2	1	4	4.0	4	0
1/5 at New England	13	43	3.3	11	0	2	-1	-	2	0
SEASON TOTALS	38	145	3.8	18	2	3	3	1.0	4	0

RUSHING

RECEIVING


1995

DATE	OPPONENT	No.	Yds.	Avg.	Long	TD	No.	Yds.	Avg.	TD	Lg
9/3	at Green Bay	7	4	0.6	2	0	0	0	0.0	0	0
9/10	NEW ORLEANS	20	83	4.2	16	0	0	0	0.0	0	0
9/17	at Carolina	19	67	3.5	13	1	2	1	0.5	0	4
9/24	CHICAGO	22	74	3.4	14	0	1	12	12.0	0	12
10/1	at Indianapolis	11	31	2.8	9	0	2	10	5.0	0	8
10/12	ATLANTA	19	88	4.6	16	0	1	10	10.0	0	10
10/22	SAN FRANCISCO	11	34	3.1	11	0	2	7	3.5	0	6
10/29	at Philadelphia	10	27	2.7	9	0	1	3	3.0	0	3
11/5	at New Orleans	Inactive									
11/12	CAROLINA	26	91	3.5	9	1	1	11	11.0	0	11
11/19	at Atlanta	9	61	6.8	41	0	3	14	4.7	0	7
11/26	at San Francisco	6	20	3.3	15	0	2	7	3.5	0	4
12/3	at NY Jets	8	12	1.5	5	0	0	0	0.0	0	0
12/10	BUFFALO	1	3	3.0	3	0	0	0	0.0	0	0
12/17	WASHINGTON	8	21	2.6	6	1	1	6	6.0	0	6
12/24	MIAMI	6	21	3.5	11	0	2	25	12.5	0	19
SEASON TOTALS		183	637	3.5	41	3	18	106	5.9	0	19



		RUSHING					RECEIVING				
1994											
DATE	OPPONENT	No.	Yds.	Avg.	Long	TD	No.	Yds.	Avg.	TD	Lg
9/4	Arizona	21	52	2.5	13	1	0	0	0.0	0	0
9/11	at Atlanta	24	102	4.3	14	0	2	22	11.0	0	11
9/18	San Francisco	21	104	5.0	19	1	0	0	0.0	0	0
9/25	at Kansas City	35	132	3.8	14	0	2	24	12.0	0	18
10/2	Atlanta	29	117	4.0	11	0	1	6	6.0	0	6
10/9	at Green Bay	22	65	3.0	10	0	1	10	10.0	0	10
10/16	N.Y. Giants	30	88	2.9	9	0	3	62	20.7	0	34
10/23	at New Orleans	18	63	3.5	18	0	1	9	9.0	0	9
11/16	Denver	33	91	2.8	9	1	6	21	3.5	0	9
11/13	L.A. Raiders	10	13	1.3	7	0	2	26	13.0	0	19
11/20	at San Francisco	15	29	1.9	5 *	0	3	43	14.3	0	20
11/27	at San Diego	10	38	3.8	12	0	1	3	3.0	0	3
12/4	New Orleans	15	53	3.5	12 *	0	3	13	4.3	1	6
12/11	at Tampa Bay	13	23	1.8	9	0	2	16	8.0	0	12
12/18	at Chicago	8	7	0.9	4	0	1	12	12.0	0	12
12/24	Washington	15	48	3.2	11	0	3	26	8.7	0	11
SEASON TOTALS		319	1,025	3.2	19	3	21	293	9.5	1	34

		RUSHING					RECEIVING				
1993											
DATE	OPPONENT	No.	Yds.	Avg.	Long	TD	No.	Yds.	Avg.	TD	Lg
9/5	at Green Bay	5	24	4.8	7	0	1	6	6.0	6	0
9/12	Pittsburgh	16	76	4.8	29 t	1	1	-4	-4.0	0	0
9/19	at N.Y. Giants	9	33	3.7	8	0	1	1	1.0	1	0
9/26	at Houston	11	25	2.3	5	1	1	11	11.0	11	0
10/3	New Orleans	22	102	4.6	18	0	0	0	0.0	0	0
10/14	at Atlanta	19	85	4.5	20	1	3	53	17.7	27	0
10/24	Detroit	23	113	4.9	16	0	0	0	0.0	0	0
10/31	at San Francisco	21	72	3.4	11	1	1	8	8.0	8	0
11/14	Atlanta	11	27	2.5	4	0	2	10	5.0	5	0
11/21	Washington	16	86	5.4	16	0	4	44	11.0	19	0
11/28	San Francisco	18	133	7.4	41	0	2	17	8.5	17	0
12/5	at Phoenix	16	115	7.2	21	0	1	4	4.0	4	0
12/12	New Orleans	28	212	7.6	71 t	1	0	0	0.0	0	0
12/19	at Cincinnati	24	124	5.2	19	0	2	11	5.5	9	0
12/26	Cleveland	16	56	3.5	17	1	2	12	6.0	9	0
1/2/95	Chicago	39	146	3.7	14	1	5	71	14.0	28	0
SEASON TOTALS		294	1,429	4.9	71 t	7	26	244	9.4	28	0

**BLACKWELL**

89 WILL BLACKWELL

WIDE RECEIVER

HEIGHT– 6-0**WEIGHT**– 190**COLLEGE**– San Diego State**BIRTHDATE**– July 9, 1975**BIRTHPLACE**– Texarkana, Texas**HOW ACQUIRED**– Draft (2nd in 1997)**NFL EXPERIENCE**– 4th Year**GAMES PLAYED-STARTED**– '97 (14-0), '98 (16-1), '99 (11-1)**CAREER TOTALS**: 41-2

PRO: Has been hampered by injuries throughout most of his career that has hindered his development into a top receiver...was on pace for his best season in 1999 before a severe mid-foot sprain ended his season Dec. 6 when he was placed on injured reserve. **1999:** Finished with 20 receptions for 186 yards...also was the top kickoff returner before his injury...had 14 returns for 282 yards for a 20.1-yard average (the second-best on the team) and a long of 37 yards...had a solid preseason and emerged as one of the Steelers' top receivers...had seven receptions for 62 yards, including a long of 13 yards in the preseason...also returned two kickoffs for 46 yards (23.0 average)...had two receptions for 21 yards in the preseason-opener versus Chicago...made a two key receptions in the Steelers' 43-0 victory at Cleveland (9/12) before leaving the game late in the second quarter with a mild concussion...finished the game with two receptions for 18 yards...had a terrific game as a kickoff returner at Buffalo (9/19)...produced two key returns in the fourth quarter to set up two Steelers scores, including a 37-yard return after the Ravens just tied the game with 1:22 remaining in the game...starting to emerge as a top kick returner for the Steelers...nearly broke another kick, this time a punt...had one return for 39 yards early in the fourth quarter that led to the Steelers first score of the game...also returned five kickoffs for 89 yards, averaging 17.8 yards a return...recovered from a strained hamstring suffered a few days before the Jacksonville game (10/3)...was a game-day decision whether he would play...caught two passes for 18 yards...was replaced on the kickoff return team by Richard Huntley because of his injury...caught one pass for 10 yards at Buffalo (10/10)...also returned three kickoffs for 55 yards, an 18.3-yard average...had his best receiving day to date in the season at Cincinnati (10/17)...caught three passes for 24 yards...also had one kickoff return for 21 yards...tied for a team-high with three receptions in the Monday Night game versus Atlanta (10/25), including a long of 26 yards, the second-longest pass play to that point in the season...finished with three catches for 46 yards, a 15.3-yard average...collected two receptions for six yards at San Francisco (11/7)...had one reception for four yards versus Cleveland (11/14)...caught his most passes since the season-opener when he had three at Tennessee (11/21)...finished with a season-high four receptions for 41 yards, including a long of 22 yards...also returned two kickoffs for 34 yards...made his first start—and second of his career—since Dec. 22, 1998 against Cincinnati (11/28)...finished with two receptions for 19 yards...aggravated a foot injury late in the second quarter that sidelined him for the second half...missed the remainder of the season because of a foot



injury. **1998:** Finished third on the team with a career-high 32 receptions for 297 yards with one TD (versus Detroit)...served as a dependable kickoff and punt return man for the Steelers...returned 20 kickoffs for 392 yards and a long of 43 yards, a 19.1-yard average, which ranked second on the team behind David Dunn...had four kickoffs of 25 yards or longer, including a 41-yarder that was the team's second-longest return of the season...also returned four punts for four yards...finished the preseason with eight receptions for 75 yards...had one catch for nine yards in the season opener versus Baltimore (9/6)...returned two kickoffs for eight yards...caught one pass for five yards and returned three kickoffs for 76 yards, including a long of 38 yards, in the Chicago contest (9/13)...had one reception for 14 yards and returned two kickoffs for 34 yards against Miami (9/20)...was second on the team with three catches for 19 yards...also took over the starting punt-return duties, replacing Andre Coleman...had one punt return for minus-one yard versus Seattle (9/27)...served as a kickoff returner but did not have a return...caught three passes in a game for the second straight week in the Cincinnati game (Oct. 18)...totaled 34 receiving yards, including a long of 17...had a three-catch day for the third straight game versus Baltimore (10/18)...finished with three receptions for 22 yards...also replaced Jahine Arnold as a punt returner...returned one punt for minus-one yard...made a key 13-yard reception for a first down on a third-and-seven play to get the Steelers out of poor field position at their own 19-yard line at Kansas City (10/26)...totaled two receptions for 14 yards, including a long of nine yards versus Tennessee (11/1)...had one catch for five yards against Green Bay (11/9)...collected two receptions for 17 yards at Tennessee (11/15)...finished with three receptions for seven yards versus Jacksonville (11/22)...had three receptions for 41 yards at Detroit (11/26), including his first TD reception of the season...scored the touchdown on a tipped pass by Jerome Bettis and ran 15 yards untouched for the 24-yard TD play...also had one kickoff return for 16 yards and fielded one punt for a fair catch when Courtney Hawkins briefly left the game with leg cramps...totaled three receptions for 47 yards versus New England (12/6), including two passes for a team-long 22 yards...also returned three kickoffs for 42 yards...returned two kickoffs for 46 yards at Tampa Bay (12/13), including a long of 25...made his first career start for the injured Courtney Hawkins versus Cincinnati (12/22)...also assumed Hawkins' role as the starting punt returner...finished with three receptions for 27 yards with a long of 19...returned two punts for 24 yards, including a long return of 13 yards. **1997:** Suffered a high-ankle sprain in the Indianapolis game that forced him out of two games...finished tied for third in the AFC with a 24.7-yard kickoff return average...had two receptions for 19 yards, one punt return for 19 yards and three kickoff returns for 52 yards against Denver in the AFC Championship game (1/11)...had a 58-yard punt return against New England in AFC Divisional game that was longest in team history in a postseason game...had three kickoff returns for 129 yards, including a 97-yard touchdown return on the second-half kickoff at Baltimore (10/5)...caught first pass for 20 yards since returning from injury against Baltimore (11/9)...had one of his biggest games at Philadelphia (11/23), catching four passes for 58 yards, including his first TD reception, a 30-yard strike from Kordell Stewart...returned a kickoff 97 yards for a touchdown to open the second half at Baltimore (10/5)...was selected as the AFC Special Teams Player of the Week for his performance in that game (Week 6)...had four kickoff returns for 151 yards at Jacksonville (9/22), including a 52-yarder that set up a Steelers touchdown...had three catches for 68 yards, two punt returns for 23 yards and one kickoff return for 15 yards against Tennessee (9/28)...was deactivated



for Cincinnati and Jacksonville games (10/19 and 10/26).

COLLEGE: Holds school's career record with 197 receptions...amassed 2,896 career receiving yards and ranks second behind only Darnay Scott (3,139; Cincinnati Bengals)...totaled 25 touchdown catches, one shy of former San Diego Charger Gary Garrison's career-record 26...joined Scott as only players in Aztec history to gain 1,000 yards receiving twice in career...led team with 60 catches for 1,000 yards (16.7 avg.) and 11 TDs in senior season while playing in only nine games...hauled in 11 passes for 280 yards and four TDs versus California...started all 11 games as junior and caught a school record-tying 86 passes for 1,207 yards and eight TDs...earned first-team All-WAC honors...ranked fifth in nation in receptions per game...gained more than 100 yards receiving six times...received All-WAC honorable mention and conference Freshman of the Year honors...made six starts and played in every game during his freshman season...finished second on team with 51 receptions for 689 yards (13.5 avg.) and six TDs...closed year with 10 catches for 187 yards and a 38-yard score versus Fresno State...did not play first season, retaining freshman eligibility...general studies major.

PERSONAL: Super Prep All-American and Cal Hi Sports second-team selection...was an All-State pick as split end at Skyline (Oakland, Cal.) High...caught 32 passes for 520 yards (16.3 avg.) and six touchdowns in only six games as a senior...also lettered in basketball...born on July 9, 1975 in Texarkana, Texas...Full name: William Herman Blackwell Jr.

Blackwell's Career Single-Game Highs

Regular Season

Receptions-4 (twice, Last: 11/21/99 vs. Tenn.)
Yards Receiving- 68 (9/28/97 vs. Tennessee)
Longest Reception- 46 (9/28/97 at Tennessee)
TDs Receiving- 1 (Last: 11/26/98 at Detroit)
Kickoff Returns- 5 (11/23/97 at Philadelphia)
Kickoff Return Yards- 151 (9/22/97 at Jacksonville)
Longest Kickoff Return- 97 ft (10/5/97 at Baltimore)
Punt Returns- 4 (several times Last: 12/13/97 vs. N.E.)
Punt Return Yards- 39 (9/26/99 vs. Seattle)
Longest Punt Return- 39 (9/26/99 vs. Seattle)

Postseason

Receptions-2 (1/11/98 vs. Denver)
Yards Receiving- 19 (1/11/98 vs. Denver)
Longest Reception- 16 (1/11/98 vs. Denver)
TDs Receiving- 0
Kickoff Returns- 3 (1/3/98 vs. New England)
Kickoff Return Yards- 36 (1/3/98 vs. New England)
Longest Kickoff Return- 19 (1/11/98 vs. Denver)
Punt Returns- 4 (1/3/98 vs. New England)
Punt Return Yards- 78 (1/3/98 vs. New England)
Longest Punt Return- 58 (1/3/98 vs. New England)

BLACKWELL'S CAREER STATISTICS

Regular Season

RECEIVING

	No.	Yds.	Avg.	LG	TD
1997 Pittsburgh (AFC)	12	168	14.0	46	1
1998 Pittsburgh (AFC)	32	297	9.3	24t	1
1999 Pittsburgh (AFC)	20	186	9.3	26	0
NFL Totals (3 years)	64	651	10.2	46	2

PUNT RETURN	No.	FC	Yds.	Avg.	LG	TD
1997 Pittsburgh (AFC)	23	6	149	6.5	15	0
1998 Pittsburgh (AFC)	4	4	22	5.5	13	0
1999 Pittsburgh (AFC)	1	1	39	39.0	39	0
NFL Totals (3 years)	28	11	210	7.5	39	0

RUSHING

	No.	Yds.	Avg.	LG	TD
1997 Pittsburgh (AFC)	2	14	7.0	11	0
1998 Pittsburgh (AFC)	0	0	0.0	—	0
1999 Pittsburgh (AFC)	0	0	0.0	—	0
NFL Totals (3 years)	2	14	7.0	11	0

KICKOFF RETURN	No.	Yds.	Avg.	LG	TD
1997 Pittsburgh (AFC)	32	791	24.7	97 t	1
1998 Pittsburgh (AFC)	20	382	19.1	43	0
1999 Pittsburgh (AFC)	14	282	20.1	37	0
NFL Totals (3 years)	66	1,455	22.1	97 t	1



BLACKWELL'S GAME-BY-GAME STATISTICS

RECEIVING

KICKOFF RETURNS

1999


DATE	OPPONENT	No.	Yds.	Avg.	TD	Lg	No.	Yds.	Avg.	TD	Lg
9/12	at Cleveland	2	18	9.0	0	13	0	0	0.0	0	0
9/19	at Baltimore	0	0	0.0	0	0	0	0	0.0	0	0
9/26	SEATTLE	0	0	0.0	0	0	0	0	0.0	0	0
10/3	JACKSONVILLE	2	18	9.0	0	11	0	0	0.0	0	0
10/10	at Buffalo	1	10	10.0	0	10	0	0	0.0	0	0
10/17	at Cincinnati	3	24	8.0	0	12	0	0	0.0	0	0
10/25	ATLANTA	3	46	15.3	0	26	0	0	0.0	0	0
11/7	at San Francisco	2	6	3.0	0	4	0	0	0.0	0	0
11/14	CLEVELAND	1	4	4.0	0	4	0	0	0.0	0	0
11/21	at Tennessee	4	41	10.3	0	22	0	0	0.0	0	0
11/28	CINCINNATI	2	19	9.5	0	12	0	0	0.0	0	0
12/2	at Jacksonville	inactive/did not play									
12/12	BALTIMORE	inactive/did not play									
12/18	at Kansas City	inactive/did not play									
12/26	CAROLINA	inactive/did not play									
1/2	TENNESSEE	inactive/did not play									
SEASON TOTALS		20	186	9.3	0	26	0	0	0.0	0	0

RECEIVING

KICKOFF RETURNS

1998

DATE	OPPONENT	No.	Yds.	Avg.	TD	Lg	No.	Yds.	Avg.	TD	Lg
9/6	at Baltimore	1	9	9.0	0	9	2	8	4.0	0	5
9/13	CHICAGO	1	5	5.0	0	5	3	76	25.3	0	38
9/20	at Miami	1	14	14.0	0	14	1	14	14.0	0	14
9/27	SEATTLE	3	19	6.3	0	7	0	0	0.0	0	—
10/11	at Cincinnati	3	34	11.3	0	17	0	0	0.0	0	—
10/18	BALTIMORE	3	22	7.3	0	9	0	0	0.0	0	—
10/26	at Kansas City	1	13	13.0	0	13	3	81	27.0	0	43
11/1	TENNESSEE	2	14	7.0	0	9	3	64	21.3	0	25
11/9	GREEN BAY	1	5	5.0	0	5	0	0	0.0	0	—
11/15	at Tennessee	2	17	8.5	0	9	0	-10	-10.0	0	-10
11/22	JACKSONVILLE	3	7	2.3	0	4	1	19	19.0	0	19
11/26	at Detroit	3	41	13.7	1	24t	1	16	16.0	0	16
12/6	NEW ENGLAND	3	47	15.7	0	22	3	42	14.0	0	17
12/13	at Tampa Bay	0	0	0.0	0	0	2	46	23.0	0	25
12/20	CINCINNATI	3	27	9.0	0	19	0	0	0.0	0	—
12/28	at Jacksonville	2	23	11.5	0	12	0	0	0.0	0	—
SEASON TOTALS		32	297	9.3	1	24t	20	382	19.1	0	43

**BROWN**

60 ANTHONY BROWN

TACKLE

HEIGHT— 6-5**WEIGHT**— 315**COLLEGE**— Utah**BIRTHDATE**— November 6, 1972**BIRTHPLACE**— Okinawa, Japan**HOW ACQUIRED**— UFA (1999)**NFL EXPERIENCE**— 5th Year**GAMES PLAYED-STARTED**— '95 (7-1), '96 (7-0), '97 (6-0), '98 (16-5), '99 (16-11)**CAREER TOTALS:** 52-17**STEELERS TOTALS:** 16-11


PRO: Is a versatile player who can perform at four line positions, all except center...acquired April 23, 1999 as an unrestricted free agent from Cincinnati...was a key acquisition and emerged as a starter throughout most of the 1999 season. **1999:** Saw action in the second half of the Cleveland game (9/12)...filled in admirably for the injured Chris Conrad in the final quarter of the Baltimore game (9/19)...made his first start at right tackle for the injured Chris Conrad versus Seattle (9/26)...started his second straight game at right tackle against Jacksonville (10/3)...earned his third straight start at right tackle for Buffalo contest (10/10)...started his fourth consecutive at right tackles and helped pave the way for Jerome Bettis' first 100-yard game of the season at Cincinnati (10/17)...started his fifth straight game at right tackle in Monday Night game versus Atlanta (10/25)...made his six straight start at right tackle at San Francisco (11/7)...started at right tackle for the seventh straight game versus Cleveland (11/14)...started his eighth consecutive game at right tackle at Tennessee (11/21)...made his ninth start at right tackle versus Cincinnati (11/28)...started at right tackle for the 10th straight game at Jacksonville (12/2)...returned to the starting lineup after one game for his 11th start of the season at Kansas City (12/18)...was replaced in the second half by Shar Pourdanesh. **1998:** Saw action in every game for the first time in his career and logged a career-high five starts...played primarily at guard...was credited in coaches' evaluations with nine "pancake" blocks, ranking second on team behind tackle Willie Anderson, even though he was not considered a starter...started in Games 9-11 at right guard and in Games 15-16 at left guard...played as reserve in Games 1-8 and 12-14...saw his first significant action on offense (37 snaps) at Baltimore (9/27), replacing Kevin Sargent at left tackle after Sargent was sidelined with a stinger...replaced injured Ken Blackman as starting right guard in fourth quarter versus Denver (11/1) and replaced Blackman to make his second career start at Jacksonville (11/8)...also started at right guard at Minnesota (11/15) and versus Baltimore (11/22)...returned to reserve role versus Jacksonville (11/29) when Mike Goff became starting right guard...replaced injured Rod Jones as starting left guard in third quarter at Indianapolis (12/13) and graded "excellent" (92 percent) while playing 25 snaps...started at left guard in season's final two games versus Pittsburgh (12/20) and versus Tampa Bay (12/27)...played every offensive snap in team's top offensive effort, 483-yard game in victory at Pittsburgh (12/20). **1997:** Saw action in only one of first 11 games but solid practice performance earned him playing time in each of the last five games. **1996:** Played in seven



games...was active but did not play in Games 2, 4, 8-10 and 13...played more tackle than guard as season progressed. **1995:** Signed April 26 as rookie free agent...made regular-season roster but saw no playing time in first seven games...made playing debut versus Cleveland (10/29) on special teams...made offensive line debut at left guard versus Oakland (11/5) with season-high 55 snaps (of 61 total), subbing for injured Scott Brumfield...made lone start at Jacksonville (11/26), playing rushing downs at left guard while yielding to Brumfield on passing downs...played in Games 13-14...was inactive for Games 15-16.

COLLEGE: Named third-team Associated Press All-American at Utah...was first-team all-conference selection in pass-oriented WAC...led team as a senior with 92 knockdown blocks...started every game his last two seasons and was rated Utah's strongest player in the weight room.

PERSONAL: Born in Okinawa, Japan, to family in U.S. military...also lived in Wurzburg, Germany, where he attended American H.S....considers Salt Lake City, Utah, his hometown...resides there in the off-season...was history major at Utah...born Nov. 6, 1972. Full name: Anthony Brown.



E. BROWN

98 ERNIE BROWN

DEFENSIVE LINE

HEIGHT— 6-3

WEIGHT— 295

COLLEGE— Syracuse

BIRTHDATE— March 14, 1971

BIRTHPLACE— Pittsburgh, Pa.

HOW ACQUIRED— Free Agent (1999)

NFL EXPERIENCE— 2nd Year

GAMES PLAYED-STARTED— '99 (3-0)

CAREER TOTALS: 3-0




PRO: Signed with the Steelers on February 3, 1999...made 27 tackles and five sacks for the World Bowl 2000-Champion Rhein Fire (NFL Europe)...spent three seasons in the Canadian Football League. **1999:** Spent most of the season on the practice squad...was added to the active roster for final three games. **1998:** Started at defensive end with the Saskatchewan Roughriders...registered eight sacks and 23 tackles. **1997:** Played with the Calgary Stampeders...recorded 28 tackles and one fumble recovery. **1996:** Played in six games and recorded nine tackles and one sack with Calgary...was signed by Calgary from the Saskatchewan practice squad. **1995:** Was in training camp with Saskatchewan, but was released prior to the season. **1994:** Went to training camp with the Detroit Lions, but was released prior to the season.

COLLEGE: Was a three-year starter at defensive tackle...named preseason All-Big East by *The Sporting News* prior to senior season in 1993...registered career-high 40 tackles, including 24 solo stops...recorded three sacks, six quarterback pressures and recovered one fumble...started all 12 games as a junior in 1992...had 27 tackles (16 solo), two tackles for losses, one sack and a quarterback pressure...registered a season-high five tackles versus Boston College and Colorado (Fiesta Bowl)...shared



starting defensive tackle duties as a sophomore in 1991...played in all 12 games and started in four...finished third among linemen with 23 tackles (16 solo)...finished fifth on the team with three sacks...recorded four tackles and two sacks versus Rutgers...registered six tackles versus Vanderbilt and five stops against Florida State...played in 11 games as a freshman in 1990 and recorded five tackles...was redshirted in 1989...majored in religion.

PERSONAL: Attended North Catholic High School in Pittsburgh, Pennsylvania...was named All-Allegheny Conference defensive tackle as a senior...named to the *Pittsburgh Press* Finest 44 team...son of John and Gloria Brown...father played offensive line for the Steelers (1967-1972) and the Cleveland Browns, and graduated from Syracuse in 1961...named after Syracuse University Heisman Trophy winner Ernie Davis...born March 14, 1971 in Pittsburgh...Full name: Ernie Davis Brown.



K. BROWN

3 KRIS BROWN

PLACEKICKER

HEIGHT- 5-10

WEIGHT- 204

COLLEGE- Nebraska

BIRTHDATE- December 23, 1976

BIRTHPLACE- Southlake, Texas

HOW ACQUIRED- Draft (7th in 1999)

NFL EXPERIENCE- 2nd Year

GAMES PLAYED-STARTED- '99 (16-0)

CAREER TOTALS: 16-0



PRO: Was one of the biggest surprises of the 1999 season and emerged as a quality placekicker. **1999:** Led the Steelers in scoring, totaling 105 points for the season established an NFL record for consecutive field goals (13) to start a career...missed just five total kicks between field goals and PAT attempts...selected as the Special Teams Player of the Week twice during the season (Week 2 at Baltimore and Week 6 at Cincinnati)...was the Steelers final draft pick of the 1999 NFL draft...quickly emerged as the team's top kicker, while displaying a strong leg...struggled in the early part of training camp but was pretty solid during preseason, converting 7-of-10 field-goal attempts and all six PATs...connected on three of four field-goal attempts in his first game action as a pro (48, 49 and 19 yards)...missed his very first attempt from 39 yards...also converted all three of his PAT attempts...made a good debut, scoring a season-high 13 points in the Steelers' 43-0 victory at Cleveland (9/12)...missed a field goal that was nullified because of Browns' penalty...also had his first PAT attempt blocked—in the preseason or regular season...kicked field goals of 19, 28 and 19 yards...converted a 36-yard game-winning field goal with no time remaining to give the Steelers a 23-20 victory at Baltimore (9/19)...was named the AFC Special Teams Player of the Week for his performance...scored 11 total points...also connected on field goals of 32 and 28 yards...nailed both of his PAT attempts...connected on his only PAT and a 33-yard field-goal attempt versus Seattle (9/26)...increased his team-leading scoring total to 28 points in the Jacksonville contests (10/3)...increased his consecutive string of field goals to eight with a career-long 48-yard attempt at the end of the first half of the Jacksonville game (9/2, which proved



to be the Steelers only points of the game...also saved another apparent touchdown by pushing Reggie Barlow out of bounds after a 56-yard return...raised his team-leading point total to 31...was 3-for-3 on PAT attempts at Buffalo (10/10)...kicked his ninth consecutive field goal and added two PATs at Cincinnati (10/17)...increased his season point total to 39 points...earned Special Teams Player of the Week honors for the second time in the season for his performance in the Monday Night game versus Atlanta (10/25)...tied an NFL record for consecutive field goals to start a career with two field goals that extended his string to 11 straight...included in his kicks was a career-high 51-yarder that was the eighth longest field goal in Steelers history...scored seven points to increase his team-leading point total to 46...established an NFL record for consecutive field goals to start a career with two field goals, extending his consecutive streak to 13, at San Francisco (11/7)...had his streak end at 13 when his 31-yard attempt hit the right upright...kicked all of his attempts in a driving rain storm...scored nine points...had another perfect game, kicking three field goals, against Cleveland (11/14)...kicked field goals of 41, 32 and 47 yards...had not missed a field goal of more than 40 yards at that point of the season...missed his second field goal in three games and his first attempt of more than 40 yards, a 44-yarder in the second quarter, at Tennessee (11/21)...converted his only other attempt from 24 yards and connected on his only PAT...established a Steelers record for field goals by a rookie versus Cincinnati (11/28) with his two field goals, surpassing Matt Bahr, who had 18 in 1979...kicked field goals of 35 and 33 yards, giving him 19 for the season with only two misses...also added two PATs for an eight-point night...had another perfect night at Jacksonville (12/2) and scored all of the Steelers' points in the 20-6 defeat...converted field goals of 40 and 38 yards...converted three PATs and was 1-of-2 on field-goal attempts versus Baltimore (12/12)...made a 31-yarder and missed on a 46-yard attempt...connected on two field goals but had his first field goal blocked at Kansas City (12/18)...also converted his only PAT for a total of seven points...surpassed the 100-point mark for the season versus Carolina (12/26), marking the 16th time a Steeler has reached that plateau...scored six points, including a 46-yard field goal in swirling winds...kicked four PATs versus Tennessee (1/2)...did not attempt any field goals.

COLLEGE: Was one of the most decorated kickers in Nebraska history...holds school career-record and ranks seventh in NCAA history with 388 points...holds Nebraska's all-time records by converting 57-of-77 field goal attempts, 217-of-222 PAT attempts, 125 consecutive PATs and 17 consecutive field goals...holds the NCAA record for PATs (217)...was a first-team All-Big 12 Conference pick and a first-team Academic All-Big 12 selection...scored 89 points in 1998, connecting on 14-of-21 field goals and 47-of-48 PATs...was a GTE/CoSIDA Academic All-America and Academic All-Big 12 Conference pick in 1997...was an Associated Press All-Big 12 second-team choice...was a semifinalist for the Lou Groza Award, given to the nation's top kicker...scored 116 points on 18-of-21 field goals while converting on all 62 PATs...set school records for points (116), field goals (18) and field goal percentage (.857) in 1997...kicked 54 of his 88 kickoffs out of the end zone for touchbacks...was an All-Big 12 Conference honorable mention in 1996...kicked a career-long 51-yarder against Texas in the Big 12 Championship...scored 86 points on 12-of-19 field goals and 50-of-51 extra-point attempts...set a school single-season freshman record for kickers with 97 points (13-of-16 field goals and 58-of-61 extra points)...majored in education.

PERSONAL: Earned first-team All-District, All-Northeast Tarrant County honorable mention, and honorable mention All-State, All-Area and *Blue Chip Illustrated* All-America



accolades at Carroll (Southlake, Tex.) High...connected on 16-of-18 field goal attempts as a senior, including a long of 50 yards...also lettered as a quarterback during his final two years...is very active in the community...assists with Ventures in Partnership, "School is Cool" jams, "Dedicated to Excellence" tours and American Education Week...named to the 1997 and 1998 Brook Berringer Citizenship team...is the son of Hobert Brown and Shari Chaney...born Dec. 23, 1976 in Southlake, Texas...Full name: Kris Brown.

Kris Brown's Career Single-Game Highs

Most Points- 13 (9/12/99 at Cleveland)

Most FGs Attempted- 3 (several times, Last: 12/18/

99 at Kansas City)

Longest FG- 51(10/25/99 vs. Atlanta)

Longest FG Attempted-51 (10/25/99 at Atlanta)

Most PATs Made-4 (twice, Last: 1/2/00 vs. Tenn.)

Most Consecutive PATs- 28 (in '99; 9/12/99 to Present)

K. BROWN'S GAME-BY-GAME STATISTICS

1999

Date	Opponent	FGM-A	Lg. Blkd.	PA/M	Pts.	1-19	20-29	30-39	40-49	50+	Tot.
9/12	at Cleveland	3/3	28	0	4/5	13	2/2	1/1	0/0	0/0	3/3
9/19	at Baltimore	3/3	36	0	2/2	11	0/0	1/1	2/2	0/0	3/3
9/26	SEATTLE	1/1	33	0	1/1	4	0/0	0/0	1/1	0/0	1/1
10/3	JACKSONVILLE	1/1	48	0	0/0	3	0/0	0/0	0/0	1/1	1/1
10/10	at Buffalo	0/0	-	0	3/3	3	0/0	0/0	0/0	0/0	0/0
10/17	at Cincinnati	1/1	43	0	2/2	5	0/0	0/0	0/0	1/1	1/1
10/25	ATLANTA	2/2	51	0	1/1	7	0/0	1/1	0/0	0/0	2/2
11/7	at San Francisco	2/3	38	0	3/3	9	0/0	1/1	1/2	0/0	2/3
11/14	CLEVELAND	3/3	47	0	0/0	9	0/0	0/0	1/1	2/2	3/3
11/21	at Tennessee	1/2	24	0	1/1	4	0/0	1/1	0/0	0/1	1/2
11/28	CINCINNATI	2/2	35	0	2/2	8	0/0	0/0	2/2	0/0	2/2
12/2	at Jacksonville	2/2	40	0	0/0	6	0/0	0/0	1/1	1/1	2/2
12/12	BALTIMORE	1/2	31	0	3/3	6	0/0	0/0	1/1	0/1	1/2
12/18	at Kansas City	2/3	47	1	1/1	7	0/0	0/0	0/0	2/3	2/3
12/26	CAROLINA	1/1	46	0	3/3	6	0/0	0/0	0/0	1/1	0/0
1/2	TENNESSEE	0/0	-	0	5/5	5	0/0	0/0	0/0	0/0	0/0
SEASON TOTALS		25/29	51	0	30/31	105	2/2	5/5	9/10	8/11	1/1

KRIS BROWN'S CAREER STATISTICS

Regular Season

Year Team	PAT	ATT	FG	ATT	FG%	LG	Pts.
1999 Pittsburgh (AFC)	30	31	25	29	.862	51	105
NFL Totals (1 year)	30	31	25	29	.862	51	105

FIELD GOALS

Year Team	1-19	20-29	30-39	40-49	50+	Total
1999 Pittsburgh	2-2	5-5	9-10	8-11	1-1	25-29
NFL Totals (1 year)	2-2	5-5	9-10	8-11	1-1	25-29
	(1.000)	(1.000)	(.900)	(.727)	(1.000)	(.862)

**L. BROWN**

29 LANCE BROWN

DEFENSIVE BACK

HEIGHT– 6-2**WEIGHT**– 203**COLLEGE**– Indiana**BIRTHDATE**– February 2, 1972**BIRTHPLACE**– Jacksonville, Fla.**HOW ACQUIRED**– Free Agent (1998)**NFL EXPERIENCE**– 5th Year**GAMES PLAYED-STARTED**– '95 (6-6), '96 (1-0), '98 (16-0), '99 (16-0)**CAREER TOTALS**: 39-6**STEELERS TOTALS**: 32-0

PRO: Has contributed as valuable backup for the Steelers secondary and special-teams standout the past two years...signed as a free agent from the N.Y. Jets Feb. 13, 1998...was originally a fifth-round draft choice of the Pittsburgh Steelers in 1995...made the Steelers' final roster but was released after the third game...joined the Arizona Cardinals and started six games at cornerback in 1995 and played one game in 1996...claimed on waivers by the New York Jets midway through the 1996 season...was released by the Jets during training camp in 1997...had eight pass defenses during the 1996 season. **1999:** Finished second on the team with 19 special-teams tackles (eight solos)...had a solid game on special teams in the season-opener at Cleveland (9/12)...forced a fumble on a kickoff in the fourth quarter that led to a Steelers touchdown...played mostly on special teams at Baltimore (9/19)...registered two special-teams assists at Cincinnati (10/17)...had a big day on special teams, registering a team-high four special-teams tackles (three solos) at San Francisco (11/7)...finished with one solo tackle versus Cleveland (11/14)...finished with two special-teams tackles (one solo) at Tennessee (11/21)...recorded one solo tackle versus Cincinnati (11/28)...also had one special-teams assist...finished with two solo tackles, including a sack against Baltimore (12/12)...also forced a fumble...logged 14 plays from scrimmage at Kansas City (12/18)...registered one solo tackle...also was credited with two special-teams tackles. **1998:** Blossomed into a versatile defensive back and special-teams standout...finished the season with one forced fumble...also registered 17 special-teams tackles (nine solo) with one fumble recovery...downed five punts inside the 20-yard line, four inside the 10...played well on special teams in the season-opener versus Baltimore (9/6), collecting two solo tackles...logged 18 plays on defense versus Seattle (9/27) because of injuries in the secondary...recorded no tackles but recovered the first fumble of his career (forced by Jason Simmons) that led to a Steelers field goal...had one assist on special teams...had one of his best games of the season against Baltimore (10/18), especially on special teams...recorded three special-teams tackles (two solos)...also caused the fumble recovered by Chris Oldham on a Baltimore kickoff return that set up the Steelers' final field goal of the game...had his best special-teams performance of the season, producing two of the biggest plays in the game at Kansas City (10/26) on Monday Night...downed a Josh Miller punt on the one-yard line on the Steelers' initial series...then blocked a Chiefs' punt in the end zone on their ensu-



ing possession that was recovered by Fred McAfee for a touchdown...finished with two special-teams tackles...finished with one special-teams assist against New England (12/6) and committed a critical illegal-use-of-hands penalty in the fourth quarter that gave New England a first down after the Patriots were forced to punt...made another big play on special teams versus Cincinnati (12/20), recovering a fumbled fair catch on a punt at the Cincinnati two-yard line that led to a Steelers go-ahead field goal in the fourth quarter.


COLLEGE: Was a three-year starter and All-Big 10 selection at Indiana...registered 162 career tackles and finished second in school history with 11 career interceptions...started all of his senior campaign at free safety...finished third on the team his senior season with 67 tackles...also intercepted three passes...missed four games during his junior year because of an ankle injury...registered 37 tackles, four interceptions and five pass deflections that year...earned a degree in criminology.

PERSONAL: Was an All-Conference, All-City and All-County first team and All-State selections as a senior at Terry Parker High School in Jacksonville, Fla...played defensive back and wide receiver...was also an All-Conference selection in basketball...Full name: Lance Allen Brown

LANCE BROWN'S CAREER STATISTICS

Regular Season

<u>TACKLES</u>	<u>Solo</u>	<u>AT</u>	<u>Tot.</u>	<u>Sp.T.</u>	<u>Sacks</u>	<u>FF</u>	<u>FR</u>	<u>INTERCEPTIONS</u>	<u>No.</u>	<u>Yds.</u>	<u>Avg.</u>	<u>LG</u>	<u>TD</u>
1995 Arizona (NFC)	0	0	0	0	0.0	0	1	1995 Arizona (NFC)	0	0	0.0	—	0
1996 Arizona (NFC)	0	0	0	0	0.0	0	0	1996 Arizona (NFC)	0	0	0.0	—	0
1997	DNP							1997	DNP				
1998 Pittsburgh (AFC)	0	0	0	17	0.0	0	1	1998 Pittsburgh (AFC)	0	0	0.0	—	0
1999 Pittsburgh (AFC)	7	2	9	19	1.0	2	0	1999 Pittsburgh (AFC)	0	0	0.0	—	0
NFL Totals (4 years)	7	2	9	36	1.0	2	2	NFL Totals (4 years)	0	0	0.0	—	0



BRUENER

87 MARK BRUENER

TIGHT END

HEIGHT- 6-4

WEIGHT- 261

COLLEGE- Washington

BIRTHDATE- Sept. 16, 1972

BIRTHPLACE- Olympia, Wash.

HOW ACQUIRED- Draft (1st in 1995)

NFL EXPERIENCE- 5th Year

GAMES PLAYED-STARTED-'95 (16-12), '96 (12-12), '97 (16-16), '98 (16-16), '99 (14-14)

CAREER TOTALS: 74-70



PRO: Is one of the most dependable tight ends in the NFL as a blocker and receiver...signed a multi-year contract with the team Feb. 12, 1999 to avoid becoming a free agent. **1999:** Finished with 18 receptions for 176 yards before missing the final two games of the season because of a mid-foot sprain...suffered the injury early in the Dec. 18 Kansas City game...averaged 9.8 yards a catch with a long of 29 yards...had another strong preseason...had one reception for five yards but has been a dominating blocker in the Steelers run offense...was a major force in the Steelers run offense that produced 213 yards in the season-opener at Cleveland (9/12)...had his first multiple-catch game of the season at Baltimore (9/19)...finished with two receptions for four yards...had a season-high three receptions to that point of the season for 25 yards, including a long of 14 yards versus Seattle (9/19)...caught one pass for five yards versus Jacksonville (10/3)...extended his string of consecutive games with a reception to four at Buffalo (10/10)...had one catch for five yards...helped pave the way for Jerome Bettis' first 100-yard rushing performance of the season at Cincinnati (10/17)...had his string of four consecutive games with a reception end...caught one pass for no gain at San Francisco (11/7)...had his most receptions in a game since the third week of the season versus Cleveland (11/13)...finished with two receptions for 20 yards...was forced from the game in the second quarter after receiving a fierce hit by two Tennessee defenders while attempting to catch a pass at Tennessee (11/21)...suffered a possible mild concussion and missed the entire second half...established a new career single-game high for receiving yardage in a game versus Cincinnati (11/28)...finished with two catches for 51 yards, including a 29-yard completion...had multiple receptions for the third time in four games against Jacksonville (12/2)...finished with three catches for 27 yards, including a long of 18 yards...caught multiple passes for the third consecutive game versus Baltimore (12/12)...caught two passes for 33 yards, including a long of 24...had one catch for six yards at Kansas City (12/18)...suffered a severely sprained right foot and had to leave the game...did not play against Carolina (12/26) because of his foot injury in the final two games. **1998:** Collected his second-highest reception total of his career, catching 19 passes for 157 yards...started all 16 games...averaged 8.3 yards a reception and had two TDs...finished the preseason with four receptions for 18 yards and one TD...caught a seven-yard pass in the season opener at Baltimore (9/6)...caught three passes for 38 yards in the season home-opener against Chicago (9/13)...played a key



role in the offense producing a season-high 386 yards at Cincinnati (10/11)...caught his first pass in nearly a month, a three-yard pass from Kordell Stewart in the first series of the Baltimore game (10/18)...had a season-high three receptions for 19 yards versus Tennessee (11/1)...made his biggest catch of the day on Green Bay's inside kick after cutting the Steelers' lead to 27-20 late in the fourth quarter (11/9)...had another solid day blocking, helping pave the way for Jerome Bettis' 100-yard rushing performance...caught his first TD reception of the season on an acrobatic 10-yard play early in the second quarter at Tennessee (11/15)...finished the game with two receptions for 18 yards...had another big game receiving and blocking versus Jacksonville (11/22)...caught two passes for 14 yards, including a dandy nine-yard TD reception on which he leaped high over a Jaguar defender and collected the ball while lying flat on his back, giving the Steelers a 23-7 lead early in the fourth quarter...finished with three catches, tying his season high for receptions, for 29 yards against New England (12/6)...had his most receptions in three weeks at Jacksonville on Monday Night (12/28), finishing with three catches for 22 yards. **1997:** Played and started in all 16 games for the Steelers...also started in both AFC playoff games...finished the season with 18 receptions for 117 yards, a 6.5 yard-per-catch average...scored a career-high six TDs, finishing as the Steelers fifth-leading scorer...caught a career-high tying five receptions for a career-high 43 yards versus New England (12/13)...scored the game-tying TD in that game on a one-yard reception with 38 seconds left to send the game into overtime...also had five games in which he had two catches...had one catch for 16 yards against Denver in the AFC Championship game (1/11). **1996:** Added size and strength in second season to become all-around contributor...made two receptions in opener at Jacksonville (9/1)...added two catches versus Baltimore (9/8)...had season-high three catches versus Houston (9/29) for 29 yards...caught two-point conversion pass at Kansas City (10/7) to give Steelers a touchdown advantage over Chiefs...made two more receptions at Atlanta (10/27)...suffered season-ending knee injury at Miami (11/25), after making career-long 36-yard grab on a second-quarter TD drive (tackle was made by Dolphins rookie safety Shawn Wooden)...had surgery Nov. 28 and placed on reserve/injured...missed final four games of season, after starting first 12 games ... **1995:** Was one of six rookies to make 53-man roster and one of only three rookies to play every game...played every game and made 12 starts...led team with two catches (first of career) for 24 yards in Game 2 at Houston (9/10)...also scored first career TD in that game on a 15-yarder from Mike Tomczak...made first start in two-tight end set at Miami (9/18)...added two more grabs and a kick return for 10 yards versus Minnesota (9/24)...earned starting assignment in Game 6 at Jacksonville (10/8) and remained starter for rest of season...had four receptions for 32 yards at Cincinnati (11/19)...set a career high of five receptions for 34 yards and second TD at Cleveland (11/26)...also had second kick return for nine yards...scored third TD versus Houston (12/3) to give Steelers 14-7 halftime lead...started every postseason game...started Super Bowl XXX versus Dallas (1/28)...drafted 27th overall, the second tight end behind Kyle Brady.

COLLEGE: Finished career as Washington's school-record holder for catches by a tight end with 90 and ranked eighth overall...totaled 1,012 receiving yards to rank third on school receiving yardage list for a tight end...started every game as a senior and finished second on team with 34 receptions for 331 yards and one TD...earned first-team All-America honors by Newspaper Enterprise Association as junior, adding second-team honors from UPI...also was named to PAC 10 All-Conference squad, becoming first junior to lead team in receptions since 1972...had 30 grabs for 414 yards



and three TDs...recorded his first 100-yard game and first career TD in 31-14 victory against Stanford...selected third-team All-America by *Football News* during sophomore campaign...started every game and caught 21 passes for 210 yards...earned player of the game honors three times...played in every game as a freshman, mostly on special teams and as a backup tight end...building construction major.

PERSONAL: Married (Traci) in June of 1996...has two daughters Allie (3/9/98) and Chloe (9/2/99)...lives in Pittsburgh...was voted the Steelers 1998 Sprint Man of the Year for his dedication to community service...was an All-State selection and Black Hills League Player of Year at Aberdeen (Wash.) High...played tight end and linebacker...caught 24 passes for 424 yards and six TDs as a senior...recorded 75 tackles, including 10 sacks...also lettered in track...finished fifth in state Class AA meet in javelin (184-4)...completed degree in economics this past spring (1998), while wife Traci is working toward master's degree in social work...conducted motivational speeches for Blue Cross/Blue Shield Highmark and served as spokesman for Multiple Sclerosis...Full name: Mark Frederick Bruener.

Bruener's Career Single-Game Highs

Regular Season

Receptions— 5 (12/13/97 at N. England; 11/26/96 at Cleveland)
Yards Receiving— 51 (11/28/99 vs. Cincinnati)
Longest Reception— 29 (Twice, Last: 11/28/99 vs. Cincinnati)

Postseason

Receptions— 1 (1/11/98 vs. Denver; 1/14/96 vs. Indianapolis)
Yards Receiving— 16 (1/11/98 vs. Denver)
Longest Reception— 16 (1/11/98 vs. Denver)

BRUENER'S GAME-BY-GAME STATISTICS

RECEIVING

1999

Date	Opponent	No.	Yds.	Avg.	TD	Lg
9/12	at Cleveland	0	0	0.0	0	0
9/19	at Baltimore	2	4	2.0	0	3
9/26	SEATTLE	3	25	8.3	0	14
10/3	JACKSONVILLE	1	5	5.0	0	5
10/10	at Buffalo	1	5	5.0	0	5
10/17	at Cincinnati	0	0	0.0	0	0
10/25	ATLANTA	0	0	0.0	0	0
11/7	at San Francisco	1	0	0.0	0	0
11/14	CLEVELAND	2	20	10.0	0	12
11/21	at Tennessee	0	0	0.0	0	0
11/28	CINCINNATI	2	51	25.5	0	29
12/2	at Jacksonville	3	27	9.0	0	18
12/12	BALTIMORE	2	33	16.5	0	24
12/18	at Kansas City	1	6	6.0	0	6
12/26	CAROLINA	injured/did not play				
1/2	TENNESSEE	injured/did not play				
SEASON TOTALS		18	176	9.8	0	29



RECEIVING

1998

Date	Opponent	No.	Yds.	Avg.	TD	Lg
9/6	at Baltimore	1	7	7.0	0	7
9/13	CHICAGO	3	38	12.7	0	20
9/20	at Miami	0	0	0.0	0	0
9/27	SEATTLE	0	0	0.0	0	0
10/11	at Cincinnati	0	0	0.0	0	0
10/18	BALTIMORE	1	3	3.0	0	3
10/26	at Kansas City	0	0	0.0	0	0
11/1	TENNESSEE	3	19	6.3	0	7
11/9	GREEN BAY	0	0	0.0	0	0
11/15	at Tennessee	2	18	9.0	1	10t
11/22	JACKSONVILLE	2	14	7.0	1	9t
11/26	at Detroit	0	0	0.0	0	0
12/6	NEW ENGLAND	3	29	9.7	0	17
12/13	at Tampa Bay	1	7	7.0	0	7
12/20	CINCINNATI	0	0	0.0	0	0
12/28	at Jacksonville	3	22	7.3	0	9
SEASON TOTALS		19	157	8.3	2	20

BRUENER'S CAREER STATISTICS

Regular Season

RECEIVING

	No.	Yds.	Avg.	LG	TD
1995 Pittsburgh (AFC)	26	238	9.2	29	3
1996 Pittsburgh (AFC)	12	141	11.8	36	0
1997 Pittsburgh (AFC)	18	117	6.5	18 t	6
1998 Pittsburgh (AFC)	19	157	8.3	20	2
1999 Pittsburgh (AFC)	18	176	9.8	29	0
NFL Totals (5 years)	93	829	8.9	36	11

Postseason

RECEIVING

	No.	Yds.	Avg.	LG	TD
1995 Pittsburgh (AFC)	1	6	6.0	6	0
1996 Pittsburgh (AFC)	Reserve Injured				
1997 Pittsburgh (AFC)	1	16	16.0	16	0
NFL Total (3 years)	2	22	11.0	16	0



CONRAD

78 CHRIS CONRAD

OFFENSIVE TACKLE

HEIGHT- 6-6

WEIGHT- 310

COLLEGE- Fresno State

BIRTHDATE- May 27, 1975

BIRTHPLACE- Fullerton, Calif.

HOW ACQUIRED- Draft (3rd in 1998)

NFL EXPERIENCE- 3rd Year

GAMES PLAYED-STARTED-'98 (6-1), '99 (11-3)


CAREER TOTALS: 17-4



PRO: Has showed some flashes of promise in his first two seasons and could challenge for a starting position in 2000...has been hampered by nagging knee injuries his first two seasons. **1999:** Began the season as a starter but injuries and ineffectiveness forced him to the sidelines...was not activated for the final four games of the season...had strong competition with Anthony Brown during the preseason for the starting right tackle position...was named the starter at the end of camp...started his second NFL game (right tackle) in the season-opener versus Cleveland (9/12)...helped the offense compile 460 yards in total offense...earned his third NFL start at Baltimore (9/19)...left the game early in the fourth quarter because of a knee injury...was deactivated Friday because of a knee injury against Seattle (9/26)...returned to active duty but did not play versus Jacksonville (10/3)...was active but played on only the PAT team at Buffalo (10/10)...returned to right tackle spot in the second half, replacing starter Anthony Brown versus Cleveland (11/14)...played some at right tackle at Jacksonville (12/2)...made his first start since the Sept. 19 Baltimore game against Baltimore (12/12)...was deactivated Sunday at Kansas City (12/18). **1998:** Played in six games, earning his first career start in the Nov. 11 Tennessee contest...suffered a knee injury early in the Aug. 22 Atlanta preseason game after making his first start at right tackle...did not play in the Steelers two final preseason games...is a natural left tackle because he is left handed but can play right...was inactive for the Steelers first four regular-season games...was active for his first game at Cincinnati (10/11) but did not play...was active but did not play versus Baltimore (10/18)...made his first career start at left tackle for injured Will Wolford in the Tennessee contest (11/1)...was active for both the Detroit (11/26) and Jacksonville (12/28) games but did not play.

COLLEGE: Was a 1997 All-Western Athletic Conference first-team selection by *The Poor Man's Guide to the NFL Draft*...was named the team's Most Valuable Offensive Lineman...started first 10 games at left tackle and registered 80 knockdowns for an offense that compiled 3,798 yards during senior season...started every game at left tackle in 1996...was credited with 79 knockdown blocks ...majored in art.

PERSONAL: Married (Stephanie)...was an All-State selection by Cal-Hi Sports...earned All-CIF Southern Section Division VI honors and team Lineman of the Year accolades at Olinda (Brea, Calif.) High...was a two-time All-Orange County choice...competed as a two-way lineman...is the son of Patty and Bryan Conrad...Full name: Christopher Lee Conrad.

**CUSHING**

80 MATT CUSHING

TIGHT END

HEIGHT– 6-3
WEIGHT– 258
COLLEGE– Illinois
BIRTHDATE– July 2, 1975
BIRTHPLACE– Fullerton, Calif.
HOW ACQUIRED– 1999 Free Agent
NFL EXPERIENCE– 2nd Year
GAMES PLAYED– STARTED-'99 (7-2)
CAREER TOTALS: 7-2



PRO: Has spent the past two training camps with the team after signing as an undrafted free agent in April 1998...signed with the Steelers on February 23, 1999...was allocated by the Steelers to the Amsterdam Admirals of the NFL Europe League...caught six passes for 62 yards as a backup tight end...was released during summer camp...re-signed with the Steelers Oct. 28 when the club placed rookie tight end Jerame Tuman on the injured reserve list due to knee surgery...had a solid preseason before being released Sept. 5. **1999:** Was pressed into action because of injuries to Mark Bruener and Mitch Lyons at Kansas City (12/18)...did not have a reception...made his first career start but did not have a reception versus Carolina (12/26)...helped pave the way for Jerome Bettis' 137 yards rushing...caught first two passes of his NFL career for 29 yards in season-finale versus Tennessee (1/2). **1998:** Participated in training camp with the Steelers after signing a free agent contract...was released by the Steelers in training camp.


COLLEGE: Was a three-year starter...started final 33 games...caught 64 passes for 709 yards and four touchdowns during his career...caught 14 passes for 157 yards as a senior in 1997...had a career-high 22 receptions for 203 yards in 1996...caught 15 passes for 194 yards and two touchdowns as a sophomore...caught a career-long 40-yard touchdown pass versus Minnesota...received the Bruce Capel award as the most courageous Illinois player...majored in urban planning.

PERSONAL: Academic All-American finalist and Academic All-American District 5 selection...two-time Academic All-Big Ten selection...had 3.2 cumulative GPA...born July 2, 1975 in Chicago, Illinois...Full name: Matthew Jay Cushing.

CUSHING'S CAREER STATISTICS

Regular Season

RECEIVING	No.	Yds.	Avg.	LG	TD
1999 Pittsburgh (AFC)	2	29	14.5	22	0
NFL Totals (1 year)	2	29	14.5	22	0



DAWSON

63 DERMONTTI DAWSON

CENTER

HEIGHT- 6-2

WEIGHT- 292

COLLEGE- Kentucky

BIRTHDATE- June 17, 1965

BIRTHPLACE- Lexington, Ky.

HOW ACQUIRED- Draft (2nd in 1988)

NFL EXPERIENCE- 13th Year

GAMES PLAYED-STARTED- '88 (8-5), '89 (16-16), '90 (16-16), '91 (16-16), '92 (16-16), '93 (16-16), '94 (16-16), '95 (16-16), '96 (16-16), '97 (16-16), '98 (16-16), '99 (7-7)

CAREER TOTALS: 175-172



PRO: The preeminent center in the NFL, Dawson once again will anchor the Steelers offensive front...begins his 13th season with the Steelers, the longest tenure on the team...extended his streak of consecutive games to 171 before suffering a hamstring injury that hampered him the rest of the season...started just seven games, his fewest since his rookie season in 1988 when he had five...made five starts at guard before moving to center in 1989...doubled as long-snapper until 1993. **1999:** Missed the most time of his brilliant 12-year career because of a nagging hamstring injury...played in just seven games...returned to action for the Dec. 12 Baltimore game after missing six games but aggravated the injury on the Steelers first offensive series...saw limited action in the preseason after suffering a mild knee sprain early in training camp...played the last two preseason games...began season as the only Steeler to play every game over the past nine seasons...performed superbly in the Steelers 43-0 victory against Cleveland (9/12) en route to the Steelers 460-yard offensive performance...extended his consecutive starts streak to 166 at Baltimore (9/19)...started his 167th consecutive game at center versus Seattle (9/26)...extended his consecutive game streak to 168 versus Jacksonville (10/3)...played in his 169th straight game at Buffalo (10/10)...started his 170th consecutive game but was injured early in the first quarter at Cincinnati (10/17) and did not return...had his streak of consecutive starts end at 170 due to his hamstring injury in the Monday Night game versus Atlanta (10/25)...missed his second straight game because of his hamstring injury at San Francisco (11/7)...missed the next four games versus Cleveland (11/14), at Tennessee (11/21), Cincinnati (11/28), and at Jacksonville (12/2)...returned to the starting lineup for the first time in seven games versus Baltimore (12/12) but managed only three plays before re-injuring his hamstring...did not return...was placed on the injured reserve list Dec. 14. **1998:** Started his 149th consecutive game as a Steeler in the season-opener versus Baltimore (9/6)...started his 150th consecutive game against Chicago (9/13) and helped pave the way for Jerome Bettis' first 100-yard game of the season (131)...helped anchor a reconfigured offensive front that paved the way for Jerome Bettis' 138-yard performance versus Seattle (9/27)...helped offense compile 386 total yards at Cincinnati (10/11), its most yardage of the season (257 rushing/129 passing)...did not miss a snap despite playing on a very sore ankle against Baltimore (10/18)...helped




pave the way for another 100-yard rushing performance by Jerome Bettis, the Steelers fourth 100-yard rushing effort of the season, on Monday Night at Kansas City (11/26)...dominated Green Bay defensive tackle Gilbert Brown and helped pave the way for the Steelers fifth individual 100-yard rusher in the Monday Night game versus Green Bay (11/9)...helped the offense produce one of its most efficient games, compiling 329 total yards without any sacks, in the Jacksonville contest (11/22)...helped Jerome Bettis to his highest rushing total of the season (139 yards) and his sixth 100-yard game of the year in the season-finale versus Jacksonville (12/28)...was instrumental in helping the team produce its second-highest rushing total of the year (205 yards). **1997:** Produced another All-Pro season and continued his reputation as one of the best centers in the NFL...made his sixth straight Pro Bowl appearance...was a unanimous selection to the Associated Press All-Pro team...started in all 16 regular-season games and the Steelers two postseason contests...recorded his 150th career game against Denver (12/7)...spearheaded offensive line that helped produce Jerome Bettis' 1,665 yards, which were the second-most in a season by a Steelers running back. **1996:** Named offensive captain by team vote for fourth consecutive season and made fifth Pro Bowl...voted the NFL Alumni Offensive Lineman of the Year...earned consensus All-Pro honors from Associated Press, *College & Pro Football Weekly*, *Football Digest*, *Football News*, Pro Football Writers Association, *The Sporting News*, *Sports Illustrated*, United Press International and *USA Today*...was selected as a member of All (John) Madden team...received more first place votes in Associated Press poll than any other player...anchored offensive line that blocked for AFC's second-leading rusher Jerome Bettis...helped Bettis to the best season to that point of his career (1,431 yards)...started both playoff contests. **1995:** Named offensive team captain by team vote for third consecutive season...earned consensus All-Pro honors from Associated Press, *College & Pro Football Weekly*, *Football Digest*, *Football News*, Pro Football Writers Association, *The Sporting News*, *Sports Illustrated*, United Press International and *USA Today*...voted the Pro Bowl starting center for fourth consecutive year...was named starter on all three ballots (coaches, players and fans)...was integral part of line that held opponents to just 24 sacks as team set record with 592 pass attempts...was a member of the offensive line that allowed one sack per 24.7 pass attempts...started at center for both playoff games and Super Bowl XXX versus Dallas (1/28). **1994:** Named to All-Pro teams by Associated Press, *College & Pro Football Weekly*, *Football Digest*, *Football News*, Pro Football Writers Association, *The Sporting News*, *Sports Illustrated*, United Press International and *USA Today*...earned third consecutive Pro Bowl trip as center...started all 16 regular-season games and both playoff games. **1993:** Earned second consecutive Pro Bowl selection as backup center after starting every game for fifth straight season...named co-AFC Offensive Lineman of Year with Richmond Webb by NFLPA as well as first-team All-NFL by AP, *Sports Illustrated* and *Football Digest*...received game ball along with rest of offensive line versus San Diego (10/10)...started and played entire playoff game at Kansas City (1/8). **1992:** Voted to first Pro Bowl as well as first-team All-NFL by *College and Pro Football Newsweekly*...started every game for fourth straight season, extending streak to 68 straight starts...played every offensive snap until end of third quarter in Week 11 versus Indianapolis (11/22) when sidelined by hamstring strain...returned to start final five games, playing every down in addition to every snap in playoffs versus Buffalo (1/9). **1991:** Was one of four offensive linemen to start all 16



games, marking third straight year with 16 starts. **1990:** Made 16 starts and earned NFL All-Underrated Team honors from *Pro Football Weekly*. **1989:** Started full season at center after move from guard, replacing retired Webster...was one of only two Steelers offensive linemen to start 18 games including playoffs. **1988:** Started five of eight games played as rookie in addition to handling long-snapping chores...missed eight weeks at midseason with knee injury...received first NFL start in Week 4 at Buffalo (9/25) at left guard but suffered sprained knee...was on injured reserve from Sept. 26 to Nov. 26, returning to starting lineup at right guard versus Kansas City (11/27)...started last four games at right guard, replacing Terry Long...was 44th player drafted overall, the sixth offensive lineman behind Paul Gruber, Dave Cadigan, Eric Moore, Randall McDaniel and John Elliott.

COLLEGE: Named second-team All-SEC as senior in second year as starting right guard...placed first in SEC offseason weightlifting competition with total lift of 1,570 pounds...graduated with degree in kinesiology and health promotions.

PERSONAL: Married (Regina) with a son and daughter...lives in Gibsonia, Pa., during the season and resides in Lexington, Ky., during the offseason...attended Bryan Station High in Lexington, Ky., earning All-State and All-City honors as offensive and defensive tackle...also named All-America and All-State in track...wife Regina graduated from Kentucky in 1988 with marketing degree...Full name: Dermontti Farra Dawson.



DUFFY

62 ROGER DUFFY

GUARD/CENTER

HEIGHT— 6-3

WEIGHT— 299

COLLEGE— Penn State

BIRTHDATE— July 16, 1967

BIRTHPLACE— Pittsburgh, Pa.

HOW ACQUIRED— Free Agent (1998 N.Y. Jets)

NFL EXPERIENCE— 11th Year

GAMES PLAYED-STARTED— '90 (16-2), '91 (12-0), '92 (16-6), '93 (16-1), '94 (16-14), '95 (16-16), '96 (16-16), '97 (15-15), '98 (16-4), '99 (16-11)

CAREER TOTALS: 155-85

STEELERS TOTALS: 32-15



PRO: Is a crafty and versatile veteran who provides stability and experience to the offensive front...signed March 13, 1998 as an unrestricted free agent from the New York Jets...can play guard or center...can also long snap...has been a key performer for the Steelers the past two years, filling in at center and guard. **1999:** Started a total of nine games—seven at center and two at left guard...filled in for starting guard Alan Faneca, who suffered an ankle injury late in the second quarter in the season-opener at Cleveland (9/12)...was pressed into action to replace Alan Faneca who was still being bothered by his ankle injury at Baltimore (9/19)...played most of the second half...saw a lot of action in the second half because of Faneca's nagging ankle injury versus Seattle (9/26)...started his first game since the Sept. 27, 1998 Seattle game at left guard for the injured Alan Faneca versus Jacksonville (10/3)...started his sec-




and straight game for Faneca, who replaced Duffy in the second quarter at Buffalo (10/10)...was inserted back into the game when Faneca suffered a right ankle injury...proved again his value by replacing the injured Dermontti Dawson at center at Cincinnati (10/17)...played the entire second half and virtually all the second quarter...played a key role in Jerome Bettis' first 100-yard rushing performance of the season...started at center in place of injured Dermontti Dawson in Monday Night game against Atlanta (10/25)...started for the second consecutive game at center for Dermontti Dawson at San Francisco (11/7)...made four consecutive starts for Dermontti Dawson versus Cleveland (11/14), at Tennessee (11/21) versus Cincinnati (11/28) and at Jacksonville (12/2)...replaced the injured Dermontti Dawson after he re-injured his hamstring versus Baltimore (12/12)...started his seventh game of the season for the injured Dermontti Dawson at Kansas City...started his eighth game at center for Dermontti Dawson versus Carolina (12/26)...helped pave the way for Jerome Bettis' second 100-game of the season (a season-high 137 yards) and the offense's second-highest rushing performance of the year (211 yards). **1998:** Battled his way to the starting left guard position before being replaced by rookie first-round draft pick Alan Faneca the fifth game of the season...started his first game at left guard for the Steelers in the season-opener versus Baltimore (9/6)...started at left guard and helped pave the way for Jerome Bettis' 131-yard performance against Chicago (9/13)...helped anchor reconfigured offensive front that paved way for Jerome Bettis' 138-yard performance versus Seattle (9/27)...was pressed into action in the Green Bay contest (11/9) because of a knee injury to Brenden Stai...saw limited action for a few plays against Jacksonville (11/22) in place of center Dermontti Dawson who injured his elbow that briefly forced him from the game. **1997:** Had the longest current string of consecutive starts of any Jets offensive player—238 games—before his streak ended Oct. 12 versus Miami due to a knee injury...started the season at center in Week 1's 41-3 opening win at Seattle and did a great job of coordinating the offensive line calls...helped hold the strong Seattle defenders to no sacks and allow quarterback Neil O'Donnell time to throw for a career-high five TD passes...also opened holes for Adrian Murrell's 131-yard (on 24 attempts) rushing effort, 5.5 yards a carry...helped pave the way for Adrian Murrell's 18-carry, 110-yard game versus New England (9/14)...had a tremendous day in Game 5 versus Cincinnati (9/28), not allowing a sack and helping pave the way for the offense's 190 rushing yards and holding onto the ball for 42:50 in time of possession...missed the Miami game (10/12) because of a knee injury...returned to action as the starter and helped keep Neil O'Donnell and Glenn Foley relatively clean (one sack for minus-five yards) versus New England (10/19)...opened a nice hole on Adrian Murrell's 43-yard TD run in the fourth quarter of the Miami contest (11/9)...helped offense hold the ball for 37:31, rush for 122 yards and contain the potent Bucs pass rush without a sack in the Tampa Bay contest (12/14)...faced Pro Bowler Warren Sapp and Brad Culpepper for much of the afternoon. **1996:** Was one of only eight Jets players to start every game...moved to center in Game 7 when Dave Alexander suffered a season-ending knee injury (ACL)...started the season at right tackle in place of David Williams, who missed the game because of back spasms...moved back to left guard for Games 2-7...graded out as one of the most consistent offensive linemen for the Jets...anchored line that helped produce 1,000-yard rushing season for Adrian Murrell (1,249). **1995:** Was the only offensive lineman and one of only two offensive players to start every game. **1994:** Started the first 14 games of the season at left guard...did not start the



final two contests because of an ankle sprain but was still able to handle long-snapping duties...was a member of an offensive line that did not yield a sack in three games and allowed just one sack in seven other contests...helped line earn game ball for performance at Minnesota when it shut down Pro Bowl defensive tackles John Randle and Henry Thomas. **1993:** Played in all 16 games...substituted for center Jim Sweeney (ankle) in Games 12 and 14-15...made first start (at right guard) of the season in Game 5 against L.A. Raiders, replacing Dwayne White. **1992:** Played in 16 games and made six starts, all at left guard...made first start of season in Game 8 at Miami. **1991:** Played in 12 games...used as an extra blocking tight end late in the season. **1990:** Played in 16 games and started two at center in Games 12 and 13.

COLLEGE: Was a three-year starting center at Penn State...was considered by Joe Paterno as the "best center we've ever had at the school"...started in his final 31 games...anchored a line that led the way to an average 213.9 yards rushing a game...was named to the GTE CoSIDA Academic All-America team...was selected for the Toyota Leader of the Year award for excellence in athleticism, academics and community service....took over the starting center assignment in sophomore year.

PERSONAL: Wife Cathy...son McKenzie Patrick (2/1/94) and daughters Jaclyn (1/12/96 and Abigail (4/25/97)...was an All-State center at Canton Central Catholic High School in his hometown of Canton, Ohio...was born in Pittsburgh...has a twin brother, Pat, who also played football at Penn State...Full name: Roger Thomas Duffy.



EDWARDS

81 TROY EDWARDS

WIDE RECEIVER

HEIGHT– 5-9

WEIGHT– 192

COLLEGE– Louisiana Tech

BIRTHDATE– April 7, 1977

BIRTHPLACE– Shreveport, La.

HOW ACQUIRED– Draft (1st in 1999)

NFL EXPERIENCE– 2nd Year

GAMES PLAYED-STARTED– '99 (16-6)

CAREER TOTALS: 16-6



PRO: Displayed his electrifying abilities as both a receiver and kick returner during his rookie season...selected the team's Rookie of the Year by the Pittsburgh Chapter of the Football Writers of America (Joe Greene Great Performance Award). **1999:** Established a Steelers record for receptions by a rookie (61), tying Hines Ward for team honors...also finished with a team-high 714 receiving yards, which ranks second on the Steelers' all-time list for receiving yards by a rookie...started six games, including the final five...also had a solid preseason...had his best game as a receiver in the Washington preseason game, catching seven passes for 112 yards and a 45-yard TD



reception...led the team in the preseason with 12 catches for 154 yards (12.8 avg.)...also was the team's top punt returner (eight returns for 109 yards) and had five kickoff returns for 100 yards...performed outstandingly in his Steelers debut, both on offense and special teams at Cleveland (9/12)...was second on the team with four receptions for 45 yards, an 11.3-yard average...also returned three punts for 17 yards and recovered a fumble (forced by Lance Brown) while covering a kickoff that led to a Steelers' TD...once again lived up to his big-play capability at Baltimore (9/19) and caught a key pass to keep the Steelers game-winning field goal drive alive late in the fourth quarter...finished the game with five receptions for 38 yards...also returned two kickoffs for 34 yards (17.0 average) and two punts for six yards (3.0 average)...led the team in receptions for the first game versus Seattle (9/26)...finished with six receptions for 72 yards and his first career interception...did not return any kicks after suffering a bruised hip...made a nifty one-handed catch for his first career TD...continued to make big plays as both a kick returner and receiver versus Jacksonville (10/3)...did not lead the team in receptions for only the second time this season...nearly broke both a kickoff and punt return for touchdowns...had a career-long 36-yard punt return...also recorded a 44-yard kickoff return...finished with two receptions for 22 yards...also had two kickoffs for 72 yards and two punt returns for 36 yards...added four receptions to his team-leading totals at Buffalo (10/10)...had four catches for 50 yards, a 12.5-yard average, including a season-long of 25 yards...also scored his second TD of the season on a 17-yard play in the second quarter...returned one punt for five yards...led the team in receptions for the third time at Cincinnati (10/17)...had four receptions for 58 yards, including a long of 17 yards...was held without a reception for the first time in the season in Monday Night game versus Atlanta (10/25)...returned one kickoff for nine yards...rebounded from a sub-par performance by tying his season high for receptions with six at San Francisco (11/7)...finished with six receptions for 76 yards, averaging a solid 12.7 yards a catch...had a season-long 41-yard reception that included an acrobatic move in which in was spun around by a would-be tackler, maintained his balance and was able to gain an extra five yards...also returned one kickoff for 20 yards...saved a touchdown on Lawrence Phillips' 75-yard kickoff return...had a busy day as a receiver and kick returner versus Cleveland (11/14)...caught two passes for 29 yards...also returned four punts for 73 yards, including a season-long 48-yarder...also returned three kickoffs for 43 yards, a 14.3 average and a long of 25...caught two passes for 24 yards, including a 15-yard TD pass, his third of the season at Tennessee (11/21)...had a big day for the Steelers, setting career highs for receptions and receiving yards versus Cincinnati (11/28)...finished with seven catches for 86 yards, including the second-longest reception of his Steelers career (37 yards)...moved into second place with 42 catches on the Steelers rookie reception list, surpassing Charles Johnson, who had 38 in 1994...also made one fair catch on a punt return...caught two passes for 29 yards at Jacksonville (12/2)...established a new rookie record for receptions in a season with his second catch of the game versus Baltimore (12/12), eclipsing Louis Lipps' record of 45 receptions set in 1984...finished with a team-high six receptions for 64 yards and one TD...also returned five punts for 50 yards and two kickoffs for 37 yards...led the team for the fifth time with five receptions for 58 yards (tied for team honors two other times) at Kansas City (12/18)...averaged 11.6 yards a reception and collected his fifth TD catch of the season, tying Hines Ward for the team lead in that category...also returned three punts for 15 yards...caught three passes for 36 yards and a team-high 12-yard aver-



age versus Carolina (12/26)...finished with three receptions for 27 yards before being ejected in the final minutes of the game in the season-finale versus Tennessee (1/2)...also returned one punt for five yards.

COLLEGE: Was one of the most prolific receivers in NCAA history...shattered all of his school's career, season and single-game receiving records...was a first-team All-America and All-Independent selection...named Offensive Player of the Year by The Sports Network...won the 1998 Fred Biletnikoff Award, given to the nation's top receiver...led the nation in receptions in 1998 (140 catches for 1,996 yards)...was two receptions shy of the NCAA single-season record of 142 set by Manny Hazard of Houston in 1989...set a national record with 1,996 receiving yards as a senior...scored 31 total touchdowns as a senior to shatter previous school single-season record of 17...registered 27 touchdown receptions to tie a national record set by Jerry Rice (1984)...gained 227 yards and three scores on 21 carries (10.8 avg.)...returned 13 punts for 235 yards (18.1 avg.) and one score and added 326 yards on 16 kickoff returns (20.4 avg.) as a senior...scored a school single-season record 188 points in 1998, the second-highest total ever by a collegian, trailing only Barry Sanders of Oklahoma State (234 in 1988)...hailed in a school-record 21 catches for a NCAA-record 405 yards and three touchdowns in 1998 season-opener against Nebraska...tied school record set by Mike Barber (1973) with his 94-yard touchdown reception versus Nebraska...set a NCAA Division 1-A career record with 50 touchdown catches and ranks second in Division 1-A annals with 280 receptions in just three seasons...registered 4,352 yards receiving, the third-highest figure in collegiate history...ranks third in school history with 991 kickoff return yards....set school career records with 56 touchdowns and 344 points...was an All-America second-team choice in 1997 by *The National Draft Report* and *College Sports News*...was a third-team All-America selection by the Associated Press and a *Football News* All-Independent first-team pick...chosen Louisiana Player of the Year by the Louisiana Sports Writers Association...led the nation with 102 receptions (1,707 yards)...was All-Louisiana honorable mention in 1996 when he caught 38 passes for 649 yards and 10 touchdowns...general studies major.

PERSONAL: Was an All-Louisiana, All-District 1-5A, All-City, Shreveport Times Most Valuable Player and team MVP as a running back at Huntington (Shreveport, La.) High...set a city single-season record with 32 touchdowns and rushed 199 times for 1,689 yards (8.5 avg.), leading the school to its first-ever playoff appearance...is the youngest of eight children (four brothers and three sisters) of Ruthie Edwards...born April 7, 1977 in Shreveport, Louisiana...Full name: Troy Edwards.

Edwards' Career Single-Game Highs

Regular Season

Receptions-7 (11/28/99 vs. Cincinnati)
 Receiving Yards-86 (11/28/99 vs. Cincinnati)
 Longest Reception- 41 (11/7/99 at San Francisco)
 TDs Receptions- 1 (Several, Last: 12/18/99 at K.C.)
 100-yard Games- 0
 Kickoff Returns- 3 (11/14/99 vs. Cleveland)

Kickoff Return Yards-72 (10/3/99 vs. Seattle)
 Longest Kickoff Return-44 (10/3/99 vs. Seattle)
 Punt Returns-5 (12/2/99 at Jacksonville)
 Punt Return Yards-73 (11/14/99 vs. Cleveland)
 Longest Punt Return-48 (11/14/99 vs. Cleveland)



EDWARDS' GAME-BY-GAME STATISTICS

1999

Date	Opponent	RECEIVING						RUSHING					
		No.	Yds.	Avg.	TD	Lg.		No.	Yds.	Avg.	TD	Lg.	
9/12	at Cleveland	4	45	11.3	0	19		0	0	0.0	0	0	
9/19	at Baltimore	5	38	7.6	0	16		0	0	0.0	0	0	
9/26	SEATTLE	6	72	12.0	1	17		0	0	0.0	0	0	
10/3	JACKSONVILLE	2	22	11.0	0	11		0	0	0.0	0	0	
10/10	at Buffalo	4	50	12.5	1	25		0	0	0.0	0	0	
10/17	at Cincinnati	4	58	14.5	0	17		0	0	0.0	0	0	
10/25	ATLANTA	0	0	0.0	0	0		0	0	0.0	0	0	
11/7	at San Francisco	6	76	12.7	0	41		0	0	0.0	0	0	
11/14	CLEVELAND	2	29	14.5	0	15		0	0	0.0	0	0	
11/21	at Tennessee	2	24	12.0	1	15		0	0	0.0	0	0	
11/28	CINCINNATI	7	86	12.3	0	37		0	0	0.0	0	0	
12/2	at Jacksonville	2	29	14.5	0	16		0	0	0.0	0	0	
12/12	BALTIMORE	6	64	10.7	1	23		0	0	0.0	0	0	
12/18	at Kansas City	5	53	11.6	1	16		0	0	0.0	0	0	
12/26	CAROLINA	3	36	12.0	0	19		0	0	0.0	0	0	
1/2	TENNESSEE	3	27	9.0	0	11		0	0	0.0	0	0	
SEASON TOTALS		61	714	11.7	5	1		0	0	0.0	0	0	

1999

Date	Opponent	KICKOFF RETURNS						PUNT RETURNS					
		No.	Yds.	Avg.	TD	Lg.		No.	FC	Yds.	Avg.	TD	Lg.
9/12	at Cleveland	0	0	0.0	0	0		3	1	17	5.7	0	11
9/19	at Baltimore	2	34	17.0	0	19		2	1	6	3.0	0	6
9/26	SEATTLE	0	0	0.0	0	0		0	0	0	0.0	0	0
10/3	JACKSONVILLE	2	72	36.0	0	44		2	1	36	18.0	0	36
10/10	at Buffalo	0	0	0.0	0	0		1	0	5	5.0	0	5
10/17	at Cincinnati	1	15	15.0	0	15		3	0	22	7.3	0	11
10/25	ATLANTA	1	9	9.0	0	9		0	0	0	0.0	0	0
11/7	at San Francisco	1	20	20.0	0	20		0	0	0	0.0	0	0
11/14	CLEVELAND	3	43	14.3	0	25		4	0	73	18.3	0	48
11/21	at Tennessee	1	4	4.0	0	4		0	0	0	0.0	0	0
11/28	CINCINNATI	0	0	0.0	0	0		0	1	0	0.0	0	0
12/2	at Jacksonville	0	0	0.0	0	0		1	0	0	0.0	0	0
12/12	BALTIMORE	2	37	18.5	0	20		5	0	50	10.0	0	13
12/18	at Kansas City	0	0	0.0	0	0		3	0	15	5.0	0	12
12/26	CAROLINA	0	0	0.0	0	0		0	0	0	0.0	0	0
1/2	TENNESSEE	0	0	0.0	0	0		1	0	5	5.0	0	5
SEASON TOTALS		13	234	18.0	0	44		25	4	234	9.4	0	48

EDWARDS' CAREER STATISTICS

Regular Season

RECEIVING


	No.	Yds.	Avg.	LG	TD
1999 Pittsburgh (AFC)	61	714	11.7	41	5
NFL Totals (1 year)	61	714	11.7	41	5

KICKOFF RETURN

	No.	Yds.	Avg.	LG	TD
1999 Pittsburgh (AFC)	13	234	18.0	44	0
NFL Totals (1 year)	13	234	18.0	44	0

PUNT RETURN

	No.	FC	Yds.	Avg.	LG	TD
1999 Pittsburgh (AFC)	25	4	234	9.4	41	0
NFL Totals (1 year)	25	4	234	9.4	41	0



FANECA

66 ALAN FANECA

GUARD

HEIGHT- 6-4

WEIGHT- 315

COLLEGE- Louisiana State

BIRTHDATE-December 7, 1976

BIRTHPLACE-New Orleans, La.

HOW ACQUIRED- Draft (1st in 1998)

NFL EXPERIENCE- 3rd Year

GAMES PLAYED-STARTED-'98 (16-12), '99 (15-14)

CAREER TOTALS: 31-26




PRO: Has been a solid performer for the Steelers in his first two years...should be a prominent figure along the offensive line...was hampered by an ankle sprain to each foot early in the 1999 season but missed just two games...came back for a strong finish to the season. **1999:** Was having a terrific season debut at Cleveland (9/12) before leaving the game at halftime, after suffering a left ankle injury late in the second quarter...played the rest of the first half after sustaining the injury but did not play during the second half...returned from his ankle injury suffered in the season-opener but was replaced in the second half by Roger Duffy at Baltimore (9/19)...started his third game of the season versus Seattle (9/26)...sat out most of the second half because of a lingering ankle injury...was deactivated Sunday for the Jacksonville game (10/3) because of his ankle injury...returned to active duty but did not start at Buffalo (10/10)...injured his other (right) ankle in the third quarter, forcing him from the game...seemingly recovered from his ankle injuries and had one of his best games at Cincinnati (10/17)...helped pave the way for Jerome Bettis' first 100-yard game of the season...return to the starting lineup at left guard in the Monday Night game versus Atlanta (10/25)...seemed as healthy as he has been for the previous few games at San Francisco (11/7)...started his fourth game in a row since returning from his ankle injury versus Cleveland (11/14)...made his eighth game of the season at Tennessee (11/21)...started his ninth game of the season versus Cincinnati (11/28)...made his 10th start of the season and seventh consecutive at Jacksonville (12/2)...started his eight consecutive games and his 11th of the season versus Baltimore (12/12)...made his ninth consecutive games and his 12th of the season at Kansas City (12/18)...helped pave the way for Jerome Bettis' season-high 137 yards rushing and the Steelers second-highest rushing performance of the season (211 yards) versus Carolina (12/26)...made his 14th start of the season and 12 consecutive versus Tennessee (1/2). **1998:** Earned All-Rookie honors from *College & Pro Football Weekly* and *Football News*...saw limited action at offensive guard in the season-opener at Baltimore (9/6)...dressed but saw limited action versus Chicago (9/13)...made his most significant appearance to that part of the early season at Miami (9/20)...entered the game on the second offensive series at left guard...logged increased playing time versus Seattle (9/27), especially after the injuries to Will Wolford and Jim Sweeney...made his first career start in the NFL at Cincinnati (10/11)...helped offense compile 386 total yards, its most yardage of the season (257rushing/129 passing)...helped pave the way for another 100-yard rushing performance by Jerome Bettis, the Steelers fourth 100-yard

rushing effort of the season, in the Monday Night game at Kansas City (10/26)...helped pave the way for the Steelers fifth 100-yard individual rushing performance in the Monday Night game versus Green Bay (11/9)...helped the offense produce one of its most efficient games, compiling 329 total yards without any sacks in the Jacksonville game (11/22)...helped lead Jerome Bettis to his highest rushing total of the season (139 yards) and his sixth 100-yard game of the year in the season-finale at Jacksonville (11/28)...was instrumental in helping the team produce its second-highest rushing total of the year (205 yards).

COLLEGE: Started last 36 games of college career...chosen as 1997 All-American first-team selection by the Associated Press, Football Writers Association, *Football News*, *The Sporting News* and Walter Camp...was an All-Southeastern Conference first-team choice...was one of three finalists for the Outland Trophy...started every game at right guard...helped the team average 410.6 yards-per-game...allowed only one sack during final college season...compiled 210 career pancake blocks...was a 1996 All-American second-team choice by *Football News*...was an All-SEC first-team selection...allowed only one sack as a sophomore...was selected as the SEC Freshman of the Year by the *Knoxville News-Sentinel* in 1995...redshirted in 1994...returned to school and graduated May 1999 with a degree in management entrepreneurship.

PERSONAL: Was an All-Greater Houston, Orlando Sentinel All-South & Houston Touchdown Club Player of the Year as an offensive lineman at Lamar Consolidated (Tex.) High in his senior year...lettered in track, competing in the discuss...attended John Curtis (New Orleans, La.) before playing at Lamar...is one of two children of Liane and Alan Faneca...Full name: Alan Joseph Faneca Jr.



FARRIS

71 KRIS FARRIS

TACKLE

HEIGHT— 6-8

WEIGHT— 322

COLLEGE— UCLA

BIRTHDATE— March 26, 1977

BIRTHPLACE— Mission Viejo, Calif.

HOW ACQUIRED— Draft (3rd in 1999)

NFL EXPERIENCE— 1st Year

GAMES PLAYED-STARTED— '99 (Injured Reserve)

CAREER TOTALS: 0-0




PRO: Was plagued by a stress fracture in his left foot...was placed on injured reserve list July 27.

COLLEGE: Was a unanimous first-team All-America and All-Pac 10 Conference selection...won the 1998 Outland Trophy, given to the nation's premier lineman...possesses excellent balance and finishes his blocks...started every game in which he played (35)...allowed no sacks and only three quarterback pressures while registering 48 knockdowns for an offense that averaged 487.3 yards per game in 1998...was an All-Pac-10 Conference and Academic All-PAC 10 honorable mention choice in 1997...earned the Captain Don Brown Memorial Award as UCLA's most improved player...finished season with 45 knockdown blocks...delivered 35 knockdowns

in 1996 as he became the third freshman to start at left tackle in seven years at UCLA...was one of the team's strongest players with a 327-pound power clean...majored in English.

PERSONAL: Lettered two years at Santa Margarita (Cal.) High...named to *Blue Chips Illustrated* All-America team as a senior...is an avid movie buff...wrote a movie review column for the *Los Angeles Daily News* ...was an All-West selection and voted to All-Far West team by Super Prep and Tom Lemming...was a first-team *L.A. Times* All-Orange County selection...was student body president in 1994-95 and junior class president in 1993-94...lives in Mission Viejo, California...is the son of Debbie and Marty Farris...born March 26, 1977 in St. Paul, Minnesota...Full name: Kristofer Martin Farris.



FIALA

57 JOHN FIALA

LINEBACKER

HEIGHT— 6-2

WEIGHT— 235

COLLEGE— Washington

BIRTHDATE— November 25, 1973

BIRTHPLACE— Fullerton, Calif.

HOW ACQUIRED— Free Agent (1998)

NFL EXPERIENCE— 2nd Year

GAMES PLAYED-STARTED— '98 (16-0), '99 (16-0)

CAREER TOTALS: 32-0



PRO: Is a tough inside linebacker who provides depth and contributes on several special teams...spent 1997 season on the Steelers practice squad...re-signed with the Steelers on February 20, 1998...was voted special-teams captain by his teammates in 1999. **1999:** Was selected as one of two special-teams captains for the season...led team with 20 special-teams tackles (nine solos)...finished with one solo special-teams stop in season-opener at Cleveland (9/12)...saw most of his action on special teams at Baltimore (9/19)...played on four defensive snaps versus Seattle (9/26)...registered one solo special-teams tackle...played two defensive snaps at Buffalo (10/3)...registered two special-teams assists at Cincinnati (10/17)...recorded one solo special-teams tackle in Monday Night game (10/25)...had a strong game on special teams at San Francisco (11/7), registering three special-teams assists...had two special-teams assists versus Cincinnati (11/28)...registered one special-teams tackle at Kansas City (12/18)...was credited with one special-teams tackle versus Carolina (12/26). **1998:** Led the team with 29 special-teams tackles...played mostly on special teams in the season-opener versus Baltimore (9/6), recording one special-teams tackle...saw action on several special teams, recording one tackle and one special-teams tackle against Chicago (9/13)...played one defensive play when Levon Kirkland left briefly because of an injury versus Miami (9/20)...had a good day on special teams at Cincinnati (10/11), finishing with two solo special-teams tackles...produced another strong game on special teams on Monday Night versus Green Bay (11/9) and finished with three special-teams tackles...led the team with four special-teams tackles in the Ten-



nessee game (11/1), including one solo stop...played one defensive snap...registered three special-teams assists on Thanksgiving Day (11/26)...had a standout day on special teams versus New England (12/6), registering a team-high four tackles, including three solos...also logged three plays on defense...had a touchdown-saving tackle on Jacques Green's 46-yard punt return at Tampa Bay (12/13)...finished with two solo special-teams tackles in the home finale versus Cincinnati (12/20).


COLLEGE: Walked-on at Washington after turning down a scholarship offer from USC...served as captain during his senior season...was a four-time letterwinner...was twice voted to the CoSIDA District VIII Academic All-America squad...was awarded a scholarship after his redshirt freshman season...led the team with 95 tackles as a senior in 1996...registered 22 tackles in the season opener versus Arizona State...recorded double-digit tackles against Arizona (10), Stanford (10), Notre Dame (13) and Oregon State (11)...selected as an honorable mention choice to the Pac-10 All-Academic Football team...was an honorable mention All-Pac 10 selection as a junior...finished fourth on the team with 77 tackles...had 13 tackles against Notre Dame...registered 11 tackles and one forced fumble versus Ohio State...made 31 tackles as a sophomore...had 10 tackles as a freshman...has earned undergraduate degrees in sociology and speech communications...also is pursuing a third degree in athletic training.

PERSONAL: Lives in Bellevue, Washington...earned All-King County honors as a junior and a senior at Lake Washington High...made 124 tackles as a senior...compiled 146 tackles as a junior...also played fullback and tight end...three-time letter-winner in wrestling...his grandfather was an All-American tackle at the University of Chicago...is the son of Art and Pat Fiala...Full name: John Charles Fiala.

FIALA'S CAREER STATISTICS

Regular Season

TACKLES	Solo	AT	Total	Sp.T.	Sacks	FF	FR
1998 Pittsburgh (AFC)	0	1	1	29	0.0	0	0
1999 Pittsburgh (AFC)	0	0	0	20	0.0	0	0
NFL Totals (2 years)	0	1	1	49	0.0	0	0



FLOWERS

41 LEE FLOWERS

DEFENSIVE BACK

HEIGHT- 6-0

WEIGHT- 211

COLLEGE- Georgia Tech

BIRTHDATE- January 14, 1973

BIRTHPLACE- Columbia, S.C.

HOW ACQUIRED- Draft (5th in 1995)

NFL EXPERIENCE- 6th Year

GAMES PLAYED-STARTED- '95 (10-0), '96 (16-0), '97 (10-0), '98 (16-16), '99 (15-15)

CAREER TOTALS: 67-31



PRO: Rewarded with a new multi-year contract prior to the 1999 season...emerged as a leader on and off the field...re-signed with the Steelers as an unrestricted free agent (2/16/99)...signed a new contract (2/21/00)... had been a special-teams standout during his first three years. **1999:** Finished with 96 total tackles, third highest on the team, including 76 solo stops...also had five sacks (third most), 12 pass defenses (tied for team honors)...registered seven total tackles (five solos) during the preseason...also recorded a sack...recorded two total tackles in the game in the season-opener at Cleveland (9/12)...left the game early in the second quarter because of an ankle at Baltimore (9/19)...finished with three total tackles (two solos)...missed his first game as a starter because of a high-ankle sprain versus Seattle (9/26)...made a miraculous recovery from his high-ankle sprain to start versus Jacksonville (10/3)...played all 63 snaps...registered nine total tackles, including seven solo stops...also was credited with two quarterback hurries/pressures and one pass defense...had one of his most active days this season at Buffalo (10/10)...finished with season-high nine tackles, including seven solo stops and a sack...also had one pass defense...produced another fine game and delivered a few ferocious hits at Cincinnati (10/17)...recorded four total tackles, including three solo stops...also had one pass defense...played all 70 snaps in Monday Night game versus Atlanta (10/25)...finished with six total tackles, including five solo stops...also was credited with a pass defense...played all 71 snaps at San Francisco (11/7)...finished with eight total tackles, including seven solo stops...also was credited with one quarterback hurry/pressure and a pass defense...registered a team-high nine solo tackles versus Cleveland (11/14)...also recorded his second sack of the season and had two pass defenses...was credited with one quarterback hurry/pressure...registered seven total tackles (six solos) at Tennessee (11/21)...also was credited with one pass defense...finished with eight total tackles (six solos) against Cincinnati (11/28)...also recorded his third sack of the season and one pass defense...logged all 78 defensive plays at Jacksonville (12/2)...finished with six total tackles—all solos...also was credited with a pass defense...finished with five tackles, including three solo stops versus Baltimore (12/12)...also had a sack for nine yards...logged 52 defensive plays despite suffering a lip laceration that required stitches at Kansas City (12/18)...left the game to have the stitches but returned soon...finished with four total tackles (three solos)...also was credited with a quarterback hurry...finished with eight tackles, including six solo stops before being



ejected for fighting with tight end Wesley Walls in the fourth quarter against Carolina (12/26)...also was credited with a quarterback hurry and three pass defenses. **1998:** Finished the season as the team's second-leading tackler (behind Levon Kirkland), registering 117 total stops, including 94 solo tackles that tied Kirkland for a team-high...also recorded the first sack and interception of his career...was credited with two fumble recoveries, five pass defenses and 6½ tackles for losses...also had seven quarterback hurries/pressures...made his debut as a starter at strong safety in the season-opener at Baltimore (9/6)...picked up three solo tackles with four assists...had his best game as a starter to date in the Chicago contest (9/13) with a career-high 10 total tackles, including seven solo stops...also had a quarterback hurry...registered seven tackles (five solos) at Miami (9/20)...was very active in the strong defensive performance against Seattle (9/27)...registered six total tackles, including five solo stops...also had a quarterback hurry...finished with five total tackles and played all 56 defensive plays at Cincinnati (10/11)...registered five total tackles (three solos)...registered six total tackles (four solos) in the Baltimore game (10/18)...recovered the fumble on the Ravens' opening offensive series that led to a Steelers' first-quarter field goal...tied for a team-high with six total tackles (five solo stops) in the Monday Night game at Kansas City (10/26)...also recovered Elvis Grbac's fumble on the Chiefs' final drive of the game to help seal the Steelers victory...played all 65 defensive snaps versus Tennessee (11/1)...registered seven total tackles (four solo stops)...also recorded his first career sack in the first quarter for five yards...was credited with a half of a tackle at or behind the line of scrimmage...had one of his best games in the Monday Night contest against Green Bay (11/9), finishing with eight total tackles, second only to Levon Kirkland...was credited with seven solo stops...led the team with nine total tackles, including six solo stops, at Tennessee (11/1)...also forced a fumble and had the first interception of his career and the opening offensive play of the game...produced a big effort for the second consecutive game against Jacksonville (11/22), finishing with five tackles, including three solo stops...also had one pass defense...recorded seven total tackles, including six solo stops, at Detroit (11/26)...also forced a fumble recovered by Chris Oldham...registered a career-high 11 total tackles, including nine solo stops versus New England (12/6)...did not miss a defensive play...also forced a fumble, recovered by New England in the fourth quarter...finished with a career-high 13 total tackles (10 solo) at Tampa Bay (12/13), tying Levon Kirkland for team honors...also was credited with one quarterback pressure...had another solid performance against Cincinnati (12/20), registering nine tackles...had one pass defense and a forced fumble on an aborted PAT attempt...also was credited with two quarterback hurries/pressures and a tackle for a loss of six yards...recorded four solo tackles in the season-finale at Jacksonville (12/28). **1997:** Was sidelined for six weeks because of a sprained knee suffered against Indianapolis (10/12)...returned to action for the Arizona game (11/30)...had a single-game career high of four special-team tackles at Baltimore (10/5)...finished the regular season with one tackle and seven special-teams stops (six solos)...also forced a fumble on special teams...had two tackles against New England (1/3) in the AFC first-round playoff game...also played on several special teams in the AFC Championship game versus Denver (1/11). **1996:** Played every game and led team with 30 special-teams stops (27 solo) to rank fifth in NFL, just four tackles short of league-leader Seattle's Jay Bellamy who had 34...had three-tackle performance at Houston (10/20)...matched high at Atlanta (10/27)...produced his best game to that point of his career versus St. Louis (11/3), registering two solo tackles on defense and three special-team tackles...had one solo tackle, two special-team tackles at Carolina (12/22)...played postseason games versus Indianapolis (12/29) and New England (1/5)



and added two special-teams stops. **1995:** Was one of six rookies to make 53-man roster in 1995...was inactive six of first seven games...logged only action at Houston (9/10)...played Games 8-16 mainly on special teams...finished tied for second on team with 14 special-team stops...had two special-team stops at Chicago (11/4) and versus Cleveland (11/13)...had three each versus Houston (12/3) and at Oakland (12/10)...forced an Eric Bieniemy fumble on kick return at Cincinnati (11/19)...led Steelers with five special-team tackles while playing every postseason game, including two stops in Super Bowl XXX versus Dallas (1/28)...was 151st player drafted (choice from Chicago for wide receiver Jeff Graham).

COLLEGE: Was a starter at cornerback and return specialist at Georgia Tech...compiled 238 total career tackles, the third-most by a Yellow Jacket defensive back...averaged 21.8 yards on 44 kickoff returns and 6.1 yards on 44 punt returns...earned All-Atlantic Coast Conference honors as senior...finished fourth on defense with 75 tackles and third in ACC with 23.5-yard kickoff return average on 23 returns, including career-long 62 yarder...had two interceptions...was credited with 55 total tackles during junior campaign, while backing up both cornerback positions and playing in nickel situations...averaged 7.9 yards per punt return and 16.4 yards per kickoff return...was Tech's fourth-leading tackler with 80 stops in sophomore season...started nine of 11 games...had 13 kickoff returns for 21.7-yard average...made 27 tackles and two fumble recoveries as reserve during freshman campaign...management major.

PERSONAL: Earned All-State, All-Region, and All-Area honors for Spring Valley High...served as team captain and was voted offensive MVP...doubled as quarterback, accumulating 1,126 all-purpose yards and 11 TDs...registered 48 tackles as senior...played in 1990 North Carolina-South Carolina Shrine Bowl...was a member of AAAA state championship team as sophomore...earned three letters each in football and track...was the 1989 state long jump champion...Full name: Lethon Flowers III.

FLOWERS' GAME-BY-GAME STATISTICS

1999		Sack/							
Date	Opponent	T	AT	TOT	YDS	INT	PD	FF	FR
9/12	at Cleveland	1	1	2	0/0	0/0	0	0	0
9/19	at Baltimore	2	1	3	0/0	0/0	0	0	0
9/26	SEATTLE	injured/did not play							
10/3	JACKSONVILLE	6	3	9	0/0	0/0	1	0	0
10/10	at Buffalo	7	2	9	1/0	0/0	1	0	0
10/17	at Cincinnati	3	1	4	0/0	0/0	1	0	0
10/25	ATLANTA	5	1	6	0/0	0/0	1	0	0
11/7	at San Francisco	7	1	8	0/0	0/0	1	0	0
11/14	CLEVELAND	9	0	9	1/6	0/0	0	0	0
11/21	at Tennessee	6	1	7	0/0	0/0	1	0	0
11/28	CINCINNATI	6	2	8	1/1	0/0	1	0	0
12/2	at Jacksonville	6	0	6	0/0	0/0	1	0	0
12/12	BALTIMORE	3	2	5	1/9	0/0	0	0	0
12/18	at Kansas City	3	1	4	0/0	0/0	0	0	0
12/26	CAROLINA	6	2	8	0/0	0/0	3	0	0
1/2	TENNESSEE	6	2	8	1/5	0/0	1	0	0
SEASON TOTALS		76	20	96	5/21	0/0	12	0	0




FLOWERS' CAREER STATISTICS

Regular Season

TACKLES	Solo	AT	Tot.	Sp.T.	Sacks	FF	FR	INTERCEPTIONS	No.	Yds.	Avg.	LG	TD
1995 Pittsburgh (AFC)	0	0	0	14	0.0	0	0	1998 Pittsburgh (AFC)	1	2	2.0	2	0
1996 Pittsburgh (AFC)	3	0	3	30*	0.0	0	0	1999 Pittsburgh (AFC)	0	0	0.0	—	0
1997 Pittsburgh (AFC)	1	0	1	7	0.0	1	0	NFL Totals (5 years)	1	2	2.0	2	0
1998 Pittsburgh (AFC)	94	23	117	0	1.0	3	2						
1999 Pittsburgh (AFC)	76	20	96	0	5.0	0	0						
NFL Totals (5 years)	174	43	207	51	6.0	4	2						

Postseason

TACKLES	Solo	AT	Tot.	Sp.T.	Sacks	FF	FR
1995 Pittsburgh (AFC)	0	0	0	5	0.0	0	0
1996 Pittsburgh (AFC)	0	0	0	2	0.0	0	0
1997 Pittsburgh (AFC)	1	0	1	2	0.0	0	0
NFL Totals (3 years)	1	0	1	9	0.0	0	0



FUAMATU-MA'AFALA

45 CHRIS FUAMATU-MA'AFALA RUNNING BACK

(Pronounced FU ah ma too ma AH fa la)

HEIGHT— 5-11

WEIGHT— 250

COLLEGE— Utah

BIRTHDATE— March 4, 1977

BIRTHPLACE— Honolulu, Hawaii.

HOW ACQUIRED— Draft (6th in 1998)

NFL EXPERIENCE— 3rd Year

GAMES PLAYED-STARTED— '98 (12-0), '99 (10-0)

CAREER TOTALS: 22-0



PRO: Possesses a "Bus"-like running style and effervescence...has been hampered by injuries the past two seasons...has been a solid special-teams player for the Steelers.

1999: Was hampered through the early portion of the season with a hamstring injury...accumulated most of his action on special teams...finished with nine special-teams tackles (six solos) and a forced fumble...played in just 10 games...was hampered throughout the preseason with a high-ankle sprain suffered prior to the Carolina game...was deactivated Friday for the first two weeks of the season and Sunday for the third game because of an ankle injury...was activated for the first time in season but did not play versus Jacksonville (10/3)...played on kickoff coverage team at Buffalo (10/10)...registered two special-teams assists at Cincinnati (10/17)...was credited with two special-teams assists at San Francisco (11/7)...registered a team-high three



solo special-teams tackle versus Cleveland (11/14)...played mostly on special-teams, registering one solo special-teams tackle, at Tennessee (11/21)...had his first run from scrimmage since the Dec. 13, 1998 Tampa Bay game against Cincinnati (11/28)...had one carry for four yards...registered one special-teams assist and caused a fumble that was recovered by Jacksonville (12/2)...was credited with one special-teams tackle before leaving the game with a fractured right hand at Kansas City (12/18)...was deactivated for the final two games of the season. **1998:** Did not start in the season-opener at Baltimore (9/6) but saw action on several third-down plays and on special teams...caught one pass for 17 yards...downed Baltimore punter Kyle Richardson after a bad snap at the Ravens five-yard line that set up a Steelers touchdown midway through the third quarter...had one reception for five yards...also had two special-teams tackles versus Chicago (9/13)...had one carry for two yards and a reception for four at Miami (9/20)...scored his first official TD as a pro on a nifty 10-yard pitch for the Steelers only touchdown of the game against Seattle (9/27)...also had a reception for eight yards...missed most of the second half after suffering a shoulder injury late in the second quarter at Cincinnati (10/11)...had two special-teams tackles...logged limited playing time on offense but was one of the team's special-teams standouts against Baltimore (10/18)...tied Lance Brown with a team-high three special-teams tackles...also rushed for three yards on two carries...finished the game with one carry for three yards and a reception for one yard at Kansas City (10/26)...also was credited with one solo special-teams tackle...scored his second career touchdown on a five-yard run in the Monday Night game versus Green Bay (11/9)...finished with one carry for five yards and one reception for 11 yards...also had two special-teams tackles...had a shining moment on a nifty 26-yard screen pass for a touchdown at Tennessee (11/15) but missed most of the second half with a hamstring injury...finished the game with two catches for 38 yards...missed his first game of the year because of a hamstring injury against Jacksonville (11/22)...was deactivated Friday...missed the ensuing three games because of his hamstring injury...returned to game action at Tampa Bay (12/13) for the first time since suffering a hamstring injury in the Nov. 15 Tennessee game...had one carry for seven yards...had one reception for no gain versus Cincinnati (12/20)...re-injured his hamstring Thursday prior to the game and was deactivated on Saturday prior to the Monday Night Jacksonville game (12/28).

COLLEGE: Finished career ranked third on Utah's all-time career rushing list with 2,638 yards...started seven games in 1997, finishing second on the team with 814 yards and four touchdowns on 154 carries...gained 143 yards on 26 carries in win against Louisville...rushed for 125 yards on 23 carries in 15-10 win against New Mexico...was a 1996 All-Western Athletic Conference first-team pick...voted Team Most Valuable Player in 1996...led team with 168 carries for 982 yards (5.8 avg.) and nine touchdowns...caught 10 passes for 80 yards...rushed 29 times for 169 yards in 45-17 win against Fresno State...rushed for 236 yards and scored three touchdowns in 34-7 victory versus Texas-El Paso, the second best single-game performance in school history to Eddie Johnson's 248 yards versus Texas-El Paso in 1984...rushed 20 times for 182 yards and had TDs of 70 and 52 yards in 21-7 win against Texas Christian...selected as third-team All-American and All-Far West Freshman Offensive Player of the Year by *The Poor Man's Guide to the NFL Draft* in 1995...voted WAC Freshman of the Year...named team's Newcomer of the Year and Offensive Most Inspirational Player of the Year...earned Ute Player of the Game honors versus Texas-El Paso, Wyoming and Utah State...led team with 834 yards and nine touchdowns on



141 carries...became first freshman in Utah history to rush for more than 100 yards in four games...had first career 100-yard rushing performance when he ran 16 times for 130 yards against Texas-El Paso...gained 180 yards on 19 carries, including a 39-yard touchdown against Utah State...majored in general studies.

PERSONAL: Was a two-time All-State selection at St. Louis (Honolulu, Hawaii) High...earned MVP honors and rushed for 893 yards on 97 carries during senior season as his team won its ninth consecutive state championship...is the son of Lusia Ma'afala...his relative Roy Ma'afala was an offensive lineman at Utah (1991-1994)...Full name: Chris Fuamatu-Ma'afala.

Fuamatu-Ma'afala's Career Single-Game Highs

Regular Season

Yards Rushing-10 (9/27/98 vs. Seattle)
 Rushing Attempts- 2 (10/18/98 vs. Baltimore)
 Longest Run-10t (9/27/98 vs. Seattle)
 TDs Rushing- 1 (9/27/98 vs. Seattle, 11/9/98 vs. Green Bay)
 100-yard Games- 0
 Receptions- 2 (11/15/98 at Tennessee)
 Yards Receiving- 38 (11/15/98 at Tennessee)
 Longest Reception- 26t (11/15/98 at Tennessee)

FUAMATU-MA'AFALA'S GAME-BY-GAME STATISTICS

RUSHING

RECEIVING

1999

DATE	OPPONENT	No.	Yds.	Avg.	TD	Lg.	No.	Yds.	Avg.	TD	Lg.
9/12	at Cleveland	injured/did not play									
9/19	at Baltimore	injured/did not play									
9/26	SEATTLE	injured/did not play									
10/3	JACKSONVILLE	did not play									
10/10	at Buffalo	0	0	0.0	0	0	0	0	0.0	0	0
10/17	at Cincinnati	0	0	0.0	0	0	0	0	0.0	0	0
10/25	ATLANTA	0	0	0.0	0	0	0	0	0.0	0	0
11/7	at San Francisco	0	0	0.0	0	0	0	0	0.0	0	0
11/14	CLEVELAND	0	0	0.0	0	0	0	0	0.0	0	0
11/21	at Tennessee	0	0	0.0	0	0	0	0	0.0	0	0
11/28	CINCINNATI	1	4	4.0	0	4	0	0	0.0	0	0
12/2	at Jacksonville	0	0	0.0	0	0	0	0	0.0	0	0
12/12	BALTIMORE	0	0	0.0	0	0	0	0	0.0	0	0
12/18	at Kansas City	0	0	0.0	0	0	0	0	0.0	0	0
12/26	CAROLINA	inactive/did not play									
1/2	TENNESSEE	inactive/did not play									
SEASON TOTALS		1	4	4.0	0	4	0	0	0.0	0	0

FUAMATU-MA'AFALA'S CAREER STATISTICS


Regular Season

RUSHING

	No.	Yds.	Avg.	LG	TD
1998 Pittsburgh (AFC)	7	30	4.3	10t	2
1999 Pittsburgh (AFC)	1	4	4.0	4	0
NFL Totals (2 years)	8	34	4.3	10t	2

RECEIVING

	No.	Yds.	Avg.	LG	TD
1998 Pittsburgh (AFC)	9	84	4.3	26t	1
1999 Pittsburgh (AFC)	0	0	0.0	—	0
NFL Totals (2 years)	9	84	4.3	26t	1



GANDY

72 WAYNE GANDY

TACKLE

HEIGHT- 6-5

WEIGHT- 310

COLLEGE- Auburn

BIRTHDATE- February 10, 1971

BIRTHPLACE- Haines City, Fla.

HOW ACQUIRED- Unrestricted Free Agent (1999)

NFL EXPERIENCE- 7th Year

GAMES PLAYED-STARTED- '94 (16-9), '95 (16-16), '96 (16-16), '97 (16-16), '98 (16-16), '99 (16-16)

CAREER TOTALS: 96-89

STEELERS TOTALS: 16-16




PRO: Was a key offseason acquisition, filling the critical left tackle position...was signed April 6, 1999...has played both left and right tackle...is smart and very athletic...good pass protector and sound technician...has active streak of 71 consecutive starts...has played in every game of his six-year NFL career...was Rams first pick (15th overall) in 1994 NFL Draft. **1999:** Started every game at left tackle and provided stability to the critical position...performed well in his Steelers debut, starting at left end, in the season-opener at Cleveland (9/12)...was instrumental in the Steelers' offensive production of 460 total yards, including 213 rushing yards...was solid at left tackle, starting his second straight game as a Steeler, at Baltimore (9/19)...started his third straight game at left tackle versus Seattle (9/26)...started at left tackle versus Jacksonville (10/3)...held Buffalo's All-Pro defensive end Bruce Smith to just three tackles (two solos) without a sack at Buffalo (10/10)...was instrumental in Jerome Bettis' first 100-yard game of the season versus Cincinnati (10/17)...started his seventh straight game at left tackle in Monday Night game versus Atlanta (10/25)...started his eighth straight game at left tackle at San Francisco (11/7)...made his ninth straight start at left tackle versus Cleveland (11/14)...started his 10th straight game at left tackle at Tennessee (11/21)...made his 11th consecutive start against Cincinnati (11/28)...started his 12th straight game at Jacksonville (12/2)...made his 13th consecutive start versus Baltimore (12/12)...started his 14th straight game at Kansas City (12/18)...started his 15th straight game versus Carolina (12/26)...helped pave the way for Jerome Bettis' season-high 137 yards rushing and the Steelers second-highest rushing output of the season (211 yards)...started the final game of the season, his 16th straight game against Tennessee (1/2). **1998:** Started in all of Rams 16 games at right tackle. **1997:** Showed versatility by starting Games 1-4 at left tackle, games 5-9 at right tackle when Orlando Pace moved into starting lineup at left tackle, again at left tackle Games 10-12 when injury sidelined Pace, then returned to right tackle for final four games when Pace returned to starting lineup...played in 1,005 of possible 1,011 plays. **1996:** Started 16 games at left tackle...did not allow a sack at Atlanta (12/15) in helping Rams compile 480 yards total offense...received game ball from coaches vs. Atlanta (11/10), allowed no sacks and limited Chuck Smith to one tackle in helping Rams to 279 rushing yards, highest rushing total in 12 years (299 against Tampa Bay 11/25/84). **1995:** Started 16 games at left tackle...produced seven sackless games, including individual matchups against Chris Doleman, Darion Connor and Alonzo Spellman...made first career start at left tackle against Green Bay (9/3). **1994:** Played



in 16 games with nine starts at right tackle...only Rams rookie offensive lineman to start more than half of season since Tom Newberry (14) in 1986...first rookie tackle to start most of season since Joe Carollo in 1962...made switch from left to right tackle in Week 4 at Kansas City (9/25)...made first career start versus N.Y. Giants (10/16), replacing injured Jackie Slater.

COLLEGE: Started 37 games during four-year career at Auburn...earned first-team All-America honors from *Poor Man's Guide to NFL Draft*, Kodak and Football Writers Association...was an unanimous All-Southeastern Conference first-team selection as senior...was a finalist for Outland Trophy, given to top down lineman in the country...started every game at left tackle as junior and senior.

PERSONAL: Was an All-State first-team selection as two-way lineman as senior for Haines City High School...averaged 10 tackles per game and had 20 sacks as senior...lettered three times in football, basketball and track (shotput)...member of National Honor Society...would like to be stockbroker following football career...nicknamed "G-Man"...single...resides in Atlanta...born Feb. 10, 1971 in Haines City, Fla... Full name: Wayne Lamar Gandy.



GEASON

46 COREY GEASON

TIGHT END

HEIGHT- 6-3

WEIGHT- 255

COLLEGE- Tulane

BIRTHDATE- August 12, 1975

BIRTHPLACE- St. James, La.

HOW ACQUIRED- Unrestricted Free Agent (1999)

NFL EXPERIENCE- 1st Year

GAMES PLAYED-STARTED- '99 (Practice Squad)


CAREER TOTALS: 0-0



PRO: Re-signed with the Steelers after spending the final two games of 1999 on the Steelers practice squad...spent 1999 training camp with the Tampa Bay Buccaneers but was released prior to the season...played with the Amsterdam Admirals in NFL Europe in 1999 and caught 30 passes for 299 yards (10.0 avg.)...led the team with five touchdown receptions...was voted All-NFL Europe tight end by the international media...originally signed with the Dallas Cowboys as a free agent rookie in 1998 but was released during training camp.

COLLEGE: Earned All-Conference USA honors after switching from tight end to offensive tackle as a senior...earned All-Conference USA honors as a tight end as a junior when he caught 16 passes for 134 yards and two touchdowns...caught 20 passes for 256 yards and one touchdown as a sophomore in 1995 when he earned All-Conference USA and Liberty Bowl Alliance All-Star Team honors...moved from tight end to right offensive tackle during redshirt freshman year and earned the starting job four games into the season...majored in business.

PERSONAL: Was a consensus All-State and three-time All-District and All-River Parish selection at linebacker and tight end at St. James High School...caught 31 passes for 445 yards and eight touchdowns...scored 80 points and kicked 25 extra points and a field goal as a senior...lettered in track and basketball and won the state discuss title.



GILDON

92 JASON GILDON

LINEBACKER

HEIGHT- 6-3

WEIGHT- 255

COLLEGE- Oklahoma State

BIRTHDATE- July 31, 1972

BIRTHPLACE- Altus, Okla.

HOW ACQUIRED- Draft (3rd in 1994)

NFL EXPERIENCE-7th Year

GAMES PLAYED-STARTED- '94 (16-1), '95 (16-0), '96 (14-13), '97 (16-16), '98 (16-16), '99 (16-16)

CAREER TOTALS: 94-62



PRO: Is a physical, aggressive outside linebacker who has emerged as a high-caliber player...is a big-play defender...was a defensive end in college who has made the transition to outside linebacker quite well...has the physical attributes and a blend of size and speed that makes him a natural for the 3-4 defense...has led the team in sacks the past two years. **1999:** Registered a team-high 8½ sacks...finished with 69 total tackles (50 solos)...also had nine tackles for losses and a forced fumble...had a solid season debut and picked up right where he left up in '98 by compiling his first sack on the season in the season-opener at Cleveland (9/12)...finished with four total tackles and his second sack of the season at Baltimore (9/19)...was credited with six total tackles, all solos...also had four quarterback hurries/pressures...finished with five tackles and two quarterback hurries versus Seattle (9/26)...also was credited with a pass defense...finished with seven total tackles, including five solo stops versus Jacksonville (10/3)...also registered his third sack of the season and had a quarterback pressure...recorded three total tackles at Buffalo (10/10)...also was credited with two quarterback hurries/pressures...logged all 66 defensive plays at Cincinnati (10/17)...finished with five total tackles, including four solo stops...also registered his fourth sack of the season, giving him 36 career sacks and moving into seventh place on the Steelers all-time list ahead of Kevin Greene (35.5, 1993-95)...logged all 70 defensive snaps in Monday Night game versus Atlanta (10/25)...finished with eight total tackles, including seven solo stops...also was credited with 1½ sacks and six quarterback hurries/pressures...played on all 71 snaps at San Francisco (11/7)...finished with four total tackles, including two solos...also was credited with three quarterback hurries/pressures and one pass defense...had a big day, recording two sacks to increase his team-lead to 7½, versus Cleveland (11/14)...also was credited with seven total tackles, including six solo stops...forced a fumble on one of his sacks that led to the Steelers third-quarter TD...added three quarterback hurries/pressures...played all 61 defensive snaps at Tennessee (11/21)...finished with two tackles...finished with two tackles, including one solo stop, versus Cincinnati (11/28)...played all 78 defensive snaps at Jacksonville (12/2)...finished with five total tackles (four solos)...also had two quarterback hurries/pressures and two tackles for no gain...finished with two assisted tackles versus Baltimore (12/12)...played all 56 defensive snaps at Kansas City (12/18)...registered seven total tackles, including a sack...has 8½ sacks for the season...also was credited with two quarterback pressures...played all 56 defensive snaps versus Carolina (12/26)...finished with two total tackles...logged all 61 defen-



sive plays against Tennessee (1/2)...finished with three total tackles (two solos)...also was credited with five quarterback hurries/pressures. **1998:** Led the team with a career-high 11 sacks and moved into 12th place on the Steelers all-time career sacks list (28 sacks)...was credited with three tackles and three pass defenses in the season-opener at Baltimore (9/6)...registered one tackle and recovered the third fumble of his career in the third quarter that set up a Steelers touchdown against Chicago (9/13)...played all 64 defensive plays at Miami (9/20) and registered five total tackles (four solos)...was credited with two quarterback hurries/pressures with two tackles for losses or no gain...played all 51 plays for the Steelers and performed superbly against Seattle (9/27)...finished with four total tackles (three solos)...registered two sacks in a game for the third time in his career...played every defensive snap at Cincinnati (10/11)...finished with six total tackles (five solos)...also was credited with a sack of five yards and a quarterback hurry/pressure...was constantly in the Ravens backfield against Baltimore (10/18)...registered five total tackles (four solos)...added to his season sack total with his fourth-quarter sack, giving him a season-high four...also was credited with a team-high three quarterback hurries/pressures...produced another solid effort in the Monday Night game at Kansas City (10/26), registering four total tackles (three solos)...recorded a sack on the Chiefs final offensive series...caused quarterback Elvis Grbac to fumble on the play, which was recovered by Lee Flowers and helped clinch the Steelers 20-13 victory...registered his team-leading sixth sack of the season, one shy of his career-high of seven, in the Tennessee game (11/1)...also recorded two tackles and one quarterback hurry/pressure...was credited with one tackle for a loss or at the line of scrimmage...applied constant pressure to quarterback Brett Favre versus Green Bay (11/9)...registered with two total tackles...also was credited with four quarterback pressures/hurries and one pass defense...played all 65 defensive plays at Tennessee (11/15)...finished with seven total tackles—all solos...also tied his career-high with the seventh sack of the season for a four-yard loss...was credited with two quarterback hurries/pressures...registered his eighth sack of the season in the Jacksonville game (11/22), giving him 25 for his career and moving into a tie with Jack Ham (1971-82) on the Steelers all-time career sack list...also had one solo tackle...played all 54 defensive snaps at Detroit (11/26)...registered four total tackles...also recorded his ninth sack of the season for six yards...was credited with one quarterback pressure and a pass defense...finished with six tackles, including five solo stops versus New England (12/6)...led the team in quarterback hurries/pressures and made one tackle for no gain...forced his second fumble of the year in the second quarter of the Tampa Bay game (12/13) that was recovered by Darren Perry...finished with five total tackles, including three solo stops...also was credited with a half of a tackle for a loss of five yards and two quarterback hurries/pressures...increased his season sack total to 11 with two sacks for a total of minus-eight yards against Cincinnati (12/20)...finished with seven total tackles, including six solo stops...also had two quarterback hurries/pressures...finished with three solo tackles at Jacksonville (12/28). **1997:** Developed into a prime-time player...started in all 16 regular-season games and the Steelers two playoff contests...finished the season with 53 total tackles, including 41 solo stops...also had five sacks for 35 yards and 12 pass defenses, the second-most on the team...registered four tackles in the AFC playoffs (two solos)...also was credited with a sack and recovered two fumbles in the postseason...scored first career touchdown on a 12-yard fumble recovery against Tennessee (9/28)...recorded his first fumble recovery of the regular-season against Cincinnati (11/16)...had a season game-high five tackles in four



games—Baltimore (10/5), Jacksonville (10/26), Cincinnati (11/16) and Arizona (11/30). **1996:** Asked to fill starting left outside linebacker position vacated by Kevin Greene...finished second to Chad Brown (13 sacks and 41 pressures) with seven sacks for 71 yards in losses and 26 quarterback pressures, despite having progress slowed by injuries...was second to Levon Kirkland (17) with 15 stops at or behind the line of scrimmage...suffered right knee sprain in opener at Jacksonville (9/1)...missed Games 2-3 on inactive list...returned to start Game 4 win versus Houston (9/29)...forced Eddie George fumble that led to a field goal while contributing four solo tackles...registered first sack of season versus Cincinnati (10/13) while adding three solo tackles...led team with 10 stops (seven solos) versus St. Louis Rams (11/3)...followed that performance with five tackles and sack at Cincinnati (11/10)...forced a fumble by quarterback Mark Brunell on sack at Jaguars three-yard line to set up Jerome Bettis' TD in Jacksonville game (11/17)...also had seven solo tackles and first two-sack game of career...added two more sacks and six tackles versus San Diego (12/8)...produced second-best game of the season with eight stops and a sack versus San Francisco (12/15)...started both postseason games...made first career playoff sack versus Indianapolis (12/29) and was fourth on team with six tackles at New England (1/5)...selected to the All (John) Madden team. **1995:** Played 16 games, recording 12 tackles, seven quarterback pressures and three sacks...tied Lethon Flowers for second on the team with 14 special-team tackles...forced a Jeff Blake fumble on sack at Cincinnati (11/19)...had three tackles at Cleveland (11/26)...registered a season-high four stops, a sack and first fumble recovery versus Houston (12/3)...was credited with his third sack of year at Green Bay (12/24) and forced a fumble that was recovered by Carnell Lake, setting up a second-quarter field goal...added a season-high three special-team stops...played every playoff game and finished second on team with four special teams tackles. **1994:** Played 16 games and started regular-season finale at San Diego (12/24)...collected four defensive tackles, two sacks and six quarterback pressures...was one of only three rookies (Charles Johnson and Ed Robinson) to play every game...tied for second on the team with 13 special teams stops...had one solo tackle and one sack versus Miami (11/20) and at L.A. Raiders (11/27)...recorded two tackles in first career start at San Diego for Greg Lloyd...registered two special-team tackles at Houston (11/6), versus Buffalo (11/14) and against Philadelphia (12/11)...had one special-team tackle in six other games...played both playoff games...had one tackle in playoff game versus Cleveland (1/7)...was the 88th player drafted overall with choice from Minnesota in Adrian Cooper trade.

COLLEGE: Was a three-year starter at right defensive end...set school record with 39½ career sacks to top previous record-holder Leslie O'Neal's (first-round in 1986 by San Diego) 33 sacks...named first-team All-Big Eight as senior, starting at right defensive end and team's leading defensive lineman, registering 76 tackles, 9½ sacks, seven TFL, four forced fumbles and two fumble recoveries...named first-team All-Big Eight as a junior after registering 77 tackles and 10 sacks...was only true sophomore on Associated Press All-Big Eight team after setting school record with 16 sacks, breaking mark of 14 set by O'Neal in 1985...was first true freshman to earn locker in varsity dressing room...recorded 48 tackles and four sacks...general studies major.

PERSONAL: Married (Joy) with two sons, Jason (12/18/95) and King (6/11/99)...lives in Altus, Oklahoma... named All-State for Altus High...recorded 62 tackles and led defense that allowed just 190 total yards and 8.6 points per game as a defensive lineman...also had 37 receptions for 637 yards as tight end...is one of five children...Full name: Jason Larue Gildon.



GILDON'S GAME-BY-GAME STATISTICS

1999		Sack/								
Date	Opponent	T	AT	TOT	YDS	INT	PD	FF	FR	
9/12	at Cleveland	1	0	1	1/6	0/0	0	0	0	
9/19	at Baltimore	6	0	6	1/5	0/0	0	0	0	
9/26	SEATTLE	2	3	5	0/0	0/0	1	0	0	
10/3	JACKSONVILLE	5	2	7	1/5	0/0	0	0	0	
10/10	at Buffalo	2	1	3	0/0	0/0	0	0	0	
10/17	at Cincinnati	4	1	5	1/7	0/0	0	0	0	
10/25	ATLANTA	7	1	8	1.5/8.5	0/0	0	0	0	
11/7	at San Francisco	2	2	4	0/0	0/0	1	0	0	
11/14	CLEVELAND	6	1	7	2/14	0/0	0	1	0	
11/21	at Tennessee	0	2	2	0/0	0/0	0	0	0	
11/28	CINCINNATI	1	1	2	0/0	0/0	0	0	0	
12/2	at Jacksonville	4	1	5	0/0	0/0	0	0	0	
12/12	BALTIMORE	0	2	2	0/0	0/0	0	0	0	
12/18	at Kansas City	6	1	7	1/4	0/0	0	0	0	
12/26	CAROLINA	2	0	2	0/0	0/0	0	0	0	
1/2	TENNESSEE	2	1	3	0/0	0/0	0	0	0	
SEASON TOTALS		50	19	69	8.5/49.5	0/0	2	1	0	

GILDON'S CAREER STATISTICS


Regular Season

TACKLES	Solo	AT	Tot.	Sp.T.	Sacks	FF	FR
1994 Pittsburgh (AFC)	4	0	4	13	2.0	0	0
1995 Pittsburgh (AFC)	8	4	12	14	3.0	2	1
1996 Pittsburgh (AFC)	47	12	59	0	7.0	2	0
1997 Pittsburgh (AFC)	41	12	53	0	5.5	0	1
1998 Pittsburgh (AFC)	52	12	64	0	11.0*	1	1
1999 Pittsburgh (AFC)	49	20	69	0	8.5*	0	0
NFL Totals (6 years)	201	58	259	27	37.0	5	3

Postseason

TACKLES	Solo	AT	Tot.	Sp.T.	Sacks	FF	FR
1994 Pittsburgh (AFC)	0	0	0	1	0.0	0	0
1995 Pittsburgh (AFC)	2	0	2	4	0.0	0	0
1996 Pittsburgh (AFC)	6	2	8	0	1.0	0	0
1997 Pittsburgh (AFC)	2	2	4	0	1.0	0	2
NFL Totals (4 years)	10	4	14	5	2.0	0	2

*Team Leader

**GRAHAM**

1 KENT GRAHAM

QUARTERBACK

HEIGHT– 6-5**WEIGHT**– 240**COLLEGE**– Ohio State**BIRTHDATE**– November 1, 1968**BIRTHPLACE**– Wheaton, Ill.**HOW ACQUIRED**– Unrestricted Free Agent ('00)**NFL EXPERIENCE**– 3rd Year**GAMES PLAYED-STARTED**– '92 (6-3), '93 (9-0), '94 (13-1), '95 (0-0), '96 (10-8), '97 (8-6), '98 (11-6), '99 (9-9)**CAREER TOTALS**: 66-33

PRO: Was one of the top free-agent acquisitions by the Steelers...signed as an unrestricted free agent March 1...was originally an eighth-round draft choice of the Giants in 1992...lost a quarterback battle to Dave Brown in training camp in 1994...was waived by the Giants prior to the start of the 1995 season to make room on the roster for quarterback Tommy Maddox...after spending a season as Detroit's third quarterback, signed with Arizona where he was reunited with Jim Fassel, who was offensive coordinator for the Giants during Graham's first NFL season in 1992...earned starting job for parts of the 1996 and 1997 seasons with the Cardinals. **1999:** Entered training camp as the Giants starter and held that position until Week 11 of the season...started nine games for the Giants and completed 160 passes on 271 attempts for 1,697 yards with nine touchdowns and nine interceptions...was sacked 26 times in his nine starts...had his best game of the season come versus New Orleans (10/24), completing 19 passes on 29 attempts for 239 yards with two touchdowns and one interception in a 31-3 Giants win...suffered two concussions on the season, the first was versus Philadelphia on 10/3/99 and forced him to miss at Arizona (10/10) and the second occurred at Washington (11/21)...made his first opening-day start with the Giants and finished with 12 completions on 24 attempts for 91 yards for a 59.5 rating at Tampa Bay (9/12)...operated an efficient offense with no turnovers but the unit gained just 107 yards total offense...started and completed 20-of-31 passes for 268 yards with one touchdown and one interception versus Washington (9/19)...connected with wide receiver Ike Hilliard for 38 yards on a flea-flicker pass early in the second quarter on drive that would result in Giants first touchdown of the season...completed a 15-yard pass to tight end Pete Mitchell later in the drive to set up a seven-yard touchdown run by fullback Charles Way to bring the Giants within 14 points of the Redskins (21-7)...was intercepted by linebacker Shawn Barber on the Redskins' 30-yard line, which Barber returned 70 yards for a score to give the Redskins a 28-7 lead...set up 11-yard LeShon Johnson touchdown run by completing 35-yard pass to wide receiver Amani Toomer late in second quarter...completed passes to eight different targets and had two receivers (Amani Toomer and Ike Hilliard) gain more than 100 receiving yards...started and completed 23-of-36 for 216 yards with two touchdowns at New England (9/26)...led Giants to their first opening-drive score of the season with a six-yard touchdown pass to running back LeShon Johnson...finished the opening drive a perfect 4-for-4 for 49 yards and the touchdown...connected with receiver Ike Hilliard three times for 36, on plays good for 27, one, and eight yards, respectively...attempted a fourth-quarter comeback when



the Giants got the ball with 3:12 remaining on the game clock...got the drive off to a good start with a 22-yard completion to receiver Amani Toomer...was later able to complete a one-yard pass to running back Tiki Barber for a touchdown to bring the Giants within two points (14-16), but the comeback bid was thwarted when the team failed to recover the on-side kick giving the Patriots the ball with 1:12 remaining...started and completed 15-of-29 pass attempts for 171 yards and one touchdown versus Philadelphia (10/3)...finished game with three interceptions...was replaced by Kerry Collins late in third quarter after throwing third interception...led the offense to a touchdown on the Giants' first offensive possession for the second straight week with a nine-yard touchdown pass to receiver Ike Hilliard...finished the opening drive by completing four passes on six attempts for 47 yards with the touchdown...was intercepted on the Giants last possession of the first quarter by cornerback Bobby Taylor, who returned it 18 yards for a touchdown...had another pass intercepted on the Giants next offensive series when Graham's pass to receiver Joe Jurevicius was thrown high, tipped by Jurevicius and then intercepted by cornerback Troy Vincent...had a third pass intercepted in the third quarter when a pass to the middle intended for Mitchell was picked off by linebacker Jeremiah Trotter...was then replaced by Kerry Collins...was inactive as third quarterback due to concussion suffered in Eagles game at Arizona (10/10)...returned to starting lineup versus Dallas (10/18) after missing the previous game due to concussion suffered in Philadelphia game (10/3)...finished night completing 15 passes on 21 attempts for 183 yards with no touchdowns and no interceptions...helped offense sustain longest drive since 1988 in the second quarter, which lasted 18 plays, covered 80 yards, took 9:47 off the clock and resulted in the Giants first score of the night a 27-yard Brad Daluiso field goal...completed five-of-six passes for 52 yards on that drive...helped drive the offense to the Dallas 4-yard line to set up the game-winning 21-yard Brad Daluiso field goal with score tied 10-10 and 1:57 left in the fourth quarter...completed a short pass to running back Tiki Barber that Barber turned into a 56-yard game-long pass play to put the Giants on the Dallas three-yard line...started and led Giants offense to highest point output of the season (31) versus New Orleans (10/24)...finished game with 19 completions on 29 attempts for 239 yards with one interception and two touchdowns...also rushed three times for nine yards and a touchdown...connected with receiver Amani Toomer for a 23-yard gain, then completed a pass to tight end Pete Mitchell for 16 yards to the Saints 14-yard line, on Giants first scoring possession...rushed six yards into the end zone for the first Giants offensive touchdown in 11 quarters on a third-and-goal from the six-yard line after finding no open receivers...in the second quarter, on third and seven from the New Orleans 27-yard line Graham lofted a pass to the end zone that Toomer caught for a 27-yard touchdown play...connected on a pass play with six seconds left in the first half that was tipped by Toomer and then caught in the back of the end zone by Joe Jurevicius with no time remaining for a 24-3 Giants halftime lead, which was the Giants longest touchdown pass of the season (53 yards)...was intercepted in third quarter after being hit while attempting a pass to fullback Charles Way...provided key block to lead receiver Ike Hilliard to a 24-yard gain on a double reverse in the first quarter...finished night with a season-high 99.6 quarterback rating...started and finished game completing a season-high 26 passes on a season high 42 attempts for 240 yards and one touchdown at Philadelphia (10/31)...also rushed for four times for a team-high 40 yards...completed his longest pass play on the day when he found running back LeShon Johnson wide open for a short dump pass, that



Johnson turned into a 28-yard gain to the Eagles 16-yard line to the set up a Giants field goal in the first quarter...led the offense late in the third quarter to the second-longest sustained drive of the season a 16-play, 8:59 drive that covered 83 yards and ended in a two-yard TD run by LeShon Johnson...completed nine-of-10 passes for 73 yards including 25-yard completion to receiver Amani Toomer on third and 12...completed a seven-yard touchdown pass to tight end Pete Mitchell to tie the game and force overtime after the defense recovered a fumble by Philadelphia running back Duce Staley at the Eagles five-yard line in the fourth quarter with 2:43 on the clock and the Giants down 10-17...started and completed a season-high 27 passes on a season-high 50 attempts for 253 yards, two touchdowns and two interceptions versus Indianapolis (11/14)...also had three rushes for 30 yards...completed just seven passes on 18 attempts for just 38 yards...was also intercepted late in the second quarter when his pass went through the hands of WR Ike Hilliard and right to former Giants safety Tito Wooten...was intercepted again at the start of the third quarter when he attempted a pass to the end zone for receiver Joe Jurevicius...did not get the offense going until late in third quarter when he was able to direct the offense to an eight-play 80-yard drive that ended in a game-long 33-yard touchdown catch to receiver Amani Toomer...connected on a second touchdown, a seven-yard reception by tight end Pete Mitchell that brought the Giants within a touchdown and two-point conversion of the Colts (27-19)...started and completed just three passes on 10 attempts for 36 yards at Washington (11/21)...was sacked three times before being replaced by Kerry Collins early in the second quarter after suffering his second concussion of the season...was inactive as third quarter versus Arizona (11/28) due to concussion suffered in previous week's Washington game...was active as backup quarterback versus New York Jets (12/5)...did not play...was active as backup quarterback at Buffalo (12/12)...did not play...was active as backup quarterback at St. Louis (12/19)...did not play...was active as backup quarterback versus Minnesota (12/26)...did not play...was active as backup quarterback but did not play in season-finale at Dallas (1/2). **1998:** Finished with a 5-1 record as the Giants starting quarterback after taking over for Danny Kanell in Week 11 vs. Philadelphia (11/22)...helped the team overcome a 3-7 start for an 8-8 finish...spent the first 10 weeks of the season as the backup quarterback...completed 105-of-205 pass attempts (51.2 percent) for 1,219 yards with seven touchdowns and five interceptions for a 70.8 passer rating...saw his first action of the 1998 season during the Giants last drive of the game vs. Dallas (9/21)...completed just one-of-seven passes for three yards...following two penalties against the Cowboys, the Giants reached the Dallas 27-yard line before Graham's shotgun pass intended to wide receiver Amani Toomer was intercepted by safety Kenny Wheaton at the 11-yard line to seal the 31-7 Dallas victory...came in to run out the clock at San Diego (9/27) but did not attempt any passes...replaced Kanell at quarterback with six minutes left in the fourth quarter vs. Atlanta (10/11) and completed 11-of-16 for 105 yards during the Giants final two offensive series...completed seven-of-nine passes for 56 yards in leading the Giants on a 12-play, 75-yard drive that was culminated with a five-yard touchdown run on a draw play up the middle by Graham...kept the drive alive with a 20-yard pass to receiver Ike Hilliard for a first down on a fourth-and-13 situation from the Falcons 38-yard line...came in to run out the clock late in the fourth quarter vs. Arizona (10/18) but did not attempt any passes...entered the game late in the third quarter vs. Green Bay (11/15) in place of Kanell...completed two of five pass attempts for 12 yards...was named the starting quarterback in place of Kanell early in



the week prior to the game vs. Philadelphia (11/22)...completed 10-of-21 pass attempts for 153 yards with one touchdown and one interception to lead the Giants to a 20-0 victory...completed a 48-yard pass to WR Ike Hilliard on a play-action fake on the Giants first play from scrimmage at San Francisco (11/30) that gave the Giants a first down at the 49ers 32-yard line to set up a quick touchdown and a 7-0 Giants lead...completed a 50-yard pass to Hilliard to get the Giants in scoring position in the third quarter with a first down at the 49ers 31-yard line in a series that ended on a missed 42-yard field goal by PK Brad Daluiso...completed a screen pass to RB Tiki Barber, who broke free for an 87-yard touchdown in the first quarter at Arizona (12-6), marking the longest touchdown play in Graham's career...completed 21-of-33 passes for 265 yards with two touchdowns and no interceptions to lead the Giants to a 20-16 victory over the previously undefeated Denver Broncos...connected with receiver Amani Toomer on a 37-yard touchdown pass with 48 seconds left to play to help the Giants re-capture the lead...was eight-for-10 passing on third down...converted on four third-down plays during the Giants second quarter touchdown drive that lifted the Giants to a 10-6 halftime lead (the Giants began their final drive at their own 14-yard line with no timeouts and just 1:49 left on the game clock)...moved the Giants 86 yards in six plays before finishing with the game-winner to Toomer...completed a 15-yard pass to Calloway on first down, then scrambled for 23 yards to the Denver 48-yard line and stopped the clock by spiking the ball with 1:13 remaining. Graham completed an 11-yard pass to Jurevicius two plays later to convert on third-and-10 to set up the game-winning play...was named Miller Lite NFL Player of the Week and NFC Offensive Player of the Week by the National Football League for his performance against the Broncos...completed a key third down pass to Toomer while engineering an 83-yard scoring drive that culminated with a 12-yard touchdown pass to Toomer in the first quarter for a 14-0 Giants lead vs. Kansas City (12/20)...used a pump-fake on the play to help free Toomer in the end zone...caught his own deflected pass in the second quarter and turned the play into a 16-yard gain...led two impressive second-half touchdown drives that helped the Giants overcome a 10-6 halftime deficit in a 20-10 victory at Philadelphia (12/27), both drives ended in Graham-to-Calloway touchdown passes...completed two third-down attempts to take the Giants on a 12-play, 77-yard drive that took 5:22 off the clock and ended when Graham's pass intended to Hilliard deflected into the air where Calloway made the grab for a five-yard touchdown at the end of the third quarter...connected on a key third-down pass in the fourth quarter as the Giants marched 81 yards on an 11-play drive that took 6:34 off the clock...connected with Calloway for an 18-yard touchdown and a 20-10 lead...was awarded an Offensive Game Ball by the coaching staff for his effort against the Eagles.

1997: Began the year as the starting quarterback and started the first six games of the season before hurting his ankle against the Giants (10-12)...was replaced as the starter by Jake Plummer who became the Cardinals permanent starter...completed 130-of-250 passes for 1,408 yards (52.0 percent) with four touchdowns and five interceptions for a 65.9 passer rating...came back in the second half (21-23-220 yards) with two touchdowns for a 25-22 Cardinals victory versus Dallas (9/7) after suffering through a frustrating first half (5-13-29 yards) with a sack and lost fumble that was returned for a score...connected on 22-of-38 passes for 293 yards versus Minnesota (10/5), including long pass plays of 33 yards to TE Chris Gedney for a touchdown and 42 yards to receiver Frank Sanders as the Cardinals forged a 19-10 lead with just 10 minutes left in



the game...suffered knee and ankle sprains with four minutes left in the first half when he became entangled in a pileup against the Giants...entered the game versus Philadelphia (11/2) in the fourth quarter in relief of Plummer...completed just five-of-nine passes for 33 yards, but scored twice on quarterback sneaks...came on in relief of Plummer again in the fourth quarter at Dallas (11/9) and completed five-of-14 passes for 74 yards. **1996:** Split time with Boomer Esiason in his first season in Arizona and earned a 4-4 record as a starter...completed 146-of-274 pass attempts (53.3 percent) for 1,624 yards with 12 touchdowns, seven interceptions and had a 75.1 passer rating...led the NFC and ranked third in the league in third-down passing with 45 completions in 80 attempts for 531 yards with six touchdowns and just one interception (96.4 rating)...equaled two Cardinals records in 31-28 overtime win against St. Louis (9/29) with 14 consecutive pass completions and 37 total pass completions...earned NFC Offensive Player of the Week honors with 37 completions on 58 attempts for 366 yards and four touchdowns, all career single-game bests...relieved Esiason at start of second half versus Miami (9/8), completing 13-of-19 attempts for 133 yards and a one-yard scoring toss to fullback Cedric Smith...came off the bench midway through the third quarter after Esiason struggled again at New England (9/15) the next week, to thread nine-of-19 pass attempts for 111 yards...earned first starting Cardinals role the next week vs. New Orleans (9/22)...twice brought club back from 14-point deficits in the second half vs. Rams...clicked on 11-of-12 pass attempts for 71 yards and two touchdowns on two particular second-half scoring drives...finished 17-of-32 for 255 yards with three touchdowns...after a first half of six-of-10 for 79 yards vs. Jets (10/27)...suffered a sprain of the posterior cruciate ligament in his left knee at the Giants (11/3), forcing him from the game after just nine plays and two completions in three attempts for 29 yards...was inactive for the next three games...did not play for two more games as Esiason won three consecutive contests...was inserted back into the lineup with a healthy knee vs. Washington (12/15), rallying the Cardinals from deficits of 23-14 and 26-24 en route to 27-26 victory...finished with 20 completions on 46 attempts for 232 yards and two touchdowns against the Redskins. **1995:** Released by the Giants on August 31 at the conclusion of the preseason...was signed by Detroit on Sept. 5, two days after the opening of the regular season...was inactive as the third quarterback for the Lions 15 remaining regular-season games and their postseason loss at Philadelphia. **1994:** Played in 13 games, including three at quarterback, with one start for the Giants...served as holder on placements in other 11 games...saw his first action of the season at quarterback at Dallas (11/7) when he relieved Dave Brown in the fourth quarter...engineered the Giants only significant drive of the game at Dallas, a nine-play, 76-yard drive that culminated with a nine-yard touchdown pass to TE Howard Cross...finished the game nine-of-14 passing for 98 yards, one touchdown and one interception...received the starting assignment the following week versus Arizona (11/13) and was nine-of-26 for 92 yards, one touchdown and one interception in the Giants 10-9 loss to the Cardinals...led the team 82 yards for a touchdown on the opening drive vs. Arizona...threw a key 15-yard pass to RB David Meggett on third down to put the Giants inside the Cardinals 20-yard line...entered the game at Houston (11/21) after Brown left with a concussion in the second quarter...finished the game with six completions on 13 attempts, including a 40-yard touchdown pass to WR Mike Sherrard...connected with Sherrard on a 55-yard pass to set up PK



David Treadwell's 26-yard field goal early in the fourth quarter...was awarded a game ball by the coaching staff for his effort against the Oilers as the Giants broke a seven-game losing streak. **1993:** Played in nine games, mainly as a holder...appeared in games at Chicago (9/5), versus Dallas (11/7) and at Phoenix (11/28)...finished the season with eight completions on 22 attempts for 79 yards...served as the number-two quarterback for the first 13 games of the season and rotated with Brown as the number-two QB behind Phil Simms for the final five weeks, including the two postseason games. **1992:** Forced to start three games, replacing the injured Jeff Hostetler (concussion), who had taken on the starting job after Simms (elbow) was injured...was holder on place-ments late in the season...saw action in six games, finishing his rookie season with a total of 42 completions in 97 attempts (43.3 percent) for 470 yards, one TD and four interceptions...saw first NFL action at the Rams (10/18) in relief of Hostetler and was two of four for 39 yards and one interception...relieved Hostetler again at Denver (11/15) and was two-of-two for 12 yards...came in and hit on 11-of-26 passes for 141 yards, one TD and one interception after Hostetler suffered his concussion versus Philadelphia (11/22)...earned first NFL start on Thanksgiving Day at Dallas (11/26), and was 12-of-28 for 151 yards...made second start was versus Washington (12/6) and resulted in effort of eight-of-16 for 73 yards...started third game at Phoenix (12/12) and hit on seven-of-21 at-tempts for 54 yards with two interceptions...carried the ball six times for 36 yards on the season with a long run of 15 yards vs. Philadelphia (11/22).

COLLEGE: Started collegiate career at Notre Dame where he served as backup to Tony Rice and eventually transferred to Ohio State...initially served as backup to Greg Frey before moving into starting role as a senior...started 10-of-12 games for Buckeyes in 1991, missing the Washington State game with a concussion and the Hall of Fame Bowl game versus Syracuse because of a bruised nerve in his left arm...finished senior season with 79 completions in 153 attempts (51.6%) for 1,018 yards and four TDs...also had 157 yards rushing on the option play...saw action in six games as a junior backup and was 15-of-26 passing for 195 yards and three TDs...during his two seasons at Notre Dame (1987-88) had one start as a fresh-man versus Boston College and then saw action in 17 other games behind Rice.

PERSONAL: Married (Courtney) with son Taylor and daughters Lauren, Cassidy and Dakota...was one of the most sought-after high school quarterbacks after graduating from Wheaton (Ill.) North H.S.

Graham's Career Single-Game Highs

Regular Season

Pass Attempts-58 (9/29/96 vs. St. Louis)
 Completions -37 (9/29/96 vs. St. Louis)
 Yards Passing-366 (9/29/96 vs. St. Louis)
 Completion Percentage-65.4 (10/20/96 vs. Tampa Bay)
 Longest Completion - 87ft to Tiki Barber (12/6/98 at Arizona)
 TD Passes-4 (9/29/96 vs. St. Louis)
 Interceptions-2 (5 times; last time: 12/6/98 at Arizona)
 Times Sacked-6 (9/28/97 at Tampa Bay)
 Rushing Attempts-6 (3 times; last time: 12/27/98 at Philadelphia)
 Yards Rushing-40 (10/20/96 vs. Tampa Bay)
 Longest Run -23 (12/13/98 vs. Denver)
 TDs Rushing -2 (11/2/97 vs. Philadelphia)



GRAHAM'S GAME-BY-GAME STATISTICS


PASSING										RUSHING				
1999														
Date	Opponent	Att.	Cmp.	Int.	Yds.	Cmp. %	TD	Lg	Rtg.	Att.	Yds.	Avg.	Lg	TD
9/12	at Tampa Bay	24	12	0	91	50.0	0	12	59.5	1	6	6.0	6	0
9/19	WASHINGTON	31	20	1	268	64.5	1	38	89.2	2	5	2.5	3	0
9/26	at New England	36	23	0	216	63.9	1	17	98.8	6	12	2.0	4	0
10/3	PHILADELPHIA	29	15	0	171	51.7	1	26	41.7	3	23	7.7	14	0
10/10	at Arizona	0	0	0	0	0.0	0	--	0.0	0	0	0.0	--	0
10/18	DALLAS	21	15	0	183	71.4	0	56	97.9	7	10	1.4	5	0
10/24	NEW ORLEANS	29	19	1	239	65.5	2	53t	99.6	3	9	3.0	6t	1
10/31	at Philadelphia	41	26	0	240	63.4	1	28	87.4	5	41	8.2	14	0
11/14	INDIANAPOLIS	50	27	2	253	54.0	2	33t	64.8	3	30	10.0	17	0
11/21	at Washington	10	3	2	231	68.1	1	53	117.8	0	0	0.0	--	0
11/28	ARIZONA	0	0	0	0	0.0	0	--	0.0	0	0	0.0	--	0
12/5	N.Y. JETS	0	0	0	0	0.0	0	--	0.0	0	0	0.0	--	0
12/12	at Buffalo	0	0	0	0	0.0	0	--	0.0	0	0	0.0	--	0
12/19	at St. Louis	0	0	0	0	0.0	0	--	0.0	0	0	0.0	--	0
12/26	MINNESOTA	0	0	0	0	0.0	0	--	0.0	0	0	0.0	--	0
1/2	at Dallas	0	0	0	0	0.0	0	--	0.0	0	0	0.0	--	0
SEASON TOTALS		271	160	9	1,697	59.0	9	56	74.6	35	132	3.8	17	1

GRAHAM'S CAREER STATISTICS

Regular Season

PASSING	Att.	Comp.	Pct.	Yrds	LG	TD	Int.	Sacks-Lost	Record/ Rtg. Start.
1992 N.Y. Giants (NFC)	97	42	43.3	470	44	1	4	7-49	44.6 0-3
1993 N.Y. Giants (NFC)	22	8	36.4	79	18	0	0	3-28	47.3 0-0
1994 N.Y. Giants (NFC)	53	24	45.3	295	55	3	2	2-22	66.2 0-1
1995 Detroit (NFC)	0	0	0.0	0	--	0	0	0-0	0-0 0-0
1996 Arizona (NFC)	274	146	53.3	1,624	69t	12	7	19-120	75.1 4-4
1997 Arizona (NFC)	250	130	52.0	1,408	47	4	5	16-115	65.9 1-5
1998 N.Y. Giants (NFC)	205	105	51.2	1,219	87t	7	5	12-75	70.8 5-1
1999 N.Y. Giants (NFC)	271	160	59.0	1,697	56	9	9	26-184	74.6 5-4
NFL Totals (8 years)	1,172	615	52.5	6,792	87t	36	32	85-593	68.6 15-18

RUSHING	Att.	Yds.	Avg.	LG	TD
1992 N.Y. Giants (NFC)	6	36	6.0	15	0
1993 N.Y. Giants (NFC)	2	-3	-1.5	-1	0
1994 N.Y. Giants (NFC)	2	11	5.5	9	0
1995 Detroit (NFC)	0	0	0.0	0	0
1996 Arizona (NFC)	21	87	4.1	19	0
1997 Arizona (NFC)	13	23	1.8	10	2
1998 N.Y. Giants (NFC)	27	138	5.1	23	2
1999 N.Y. Giants (NFC)	35	132	3.8	17	1
NFL Totals (8 years)	106	424	4.0	23	5

**HENRY**

76 KEVIN HENRY

DEFENSIVE END

(Pronounced KEE-vin)

HEIGHT– 6-4**WEIGHT**– 285**COLLEGE**– Mississippi State**BIRTHDATE**– October 23, 1968**BIRTHPLACE**– Mound Bayou, Miss.**HOW ACQUIRED**– Draft (4th in 1993)**NFL EXPERIENCE**– 8th Year**GAMES PLAYED-STARTED**– '93 (12-1), '94 (16-5), '95 (14-5), '96 (12-10), '97 (16-16), '98 (16-16), '99 (16-13)**CAREER TOTALS**: 102-66

PRO: Has blossomed into a top and very durable NFL defensive lineman...is a crafty veteran...has solidified his position as one of the team's top defensive ends. **1999:** Finished the season with 43 total tackles, including 35 solo stops...also registered 7½ tackles for losses, one sack and one pass defense...was credited with 11 quarterback hurries/pressures...came off the bench in Head Coach Bill Cowher's three-end rotating system in the season-opener at Cleveland (9/12)...finished with two total tackles...also was credited with a quarterback hurry...finished with three total tackles, while playing 38 plays, at Baltimore (9/19)...logged a season-high 48 plays versus Seattle (9/26)...finished with two total tackles and a quarterback pressure...earned his first start of the season versus Jacksonville (10/3)...finished with three solo tackles...also was credited with two quarterback pressures/hurries...registered two total tackles and one quarterback hurry/pressure at Buffalo (10/10)...was credited with two solo tackles at Cincinnati (10/17)...also had a quarterback pressure...recorded four total tackles in Monday Night game versus Atlanta (10/25)...also was credited with a quarterback hurry/pressure...finished with four total tackles and one quarterback hurry/pressure at San Francisco (11/7)...finished with four total tackles versus Cleveland (11/14)...also was credited with a pass defense...finished with two solo tackles at Tennessee (11/21)...registered two solo tackles versus Cincinnati (12/28)...played 58 snaps at Jacksonville (12/2)...recorded two solo tackles...also was credited with a quarterback hurry/pressure and one tackle for a three-yard loss...registered three total tackles (two solos) versus Baltimore (12/12)...also was credited with his first sack of the season...logged 44 plays at Kansas City (12/18)...finished with two total tackles and was credited with a quarterback pressure...logged 39 defensive plays versus Carolina (12/26)...finished with three solo tackles...also was credited with a quarterback hurry/pressure...logged 55 defensive plays versus Tennessee (1/2)...registered three total tackles. **1998:** Had another solid season in 1998...did not miss a game despite playing on a very sore ankle injury during the latter portion of the season...finished with a career-high 62 total tackles, including 44 solo stops...also had four sacks which ranked second on the team behind Jason Gildon's team-leading 11...was credited with three pass defenses and one forced fumble...started at defensive end in the season-opener at Baltimore (9/6) and recorded six tackles (four solos)...started at right defensive end versus Chicago (9/13)...registered six total tackles (four solos)...was credited with one-half sack, his first of the season...played all 64



defensive snaps...registered four tackles, including two solo stops at Miami (9/20)...played in all 52 defensive plays versus Seattle (9/27), registering three total tackles...also was credited with a sack and forced a Seattle fumble...played every down at right end against Cincinnati (10/1)...was credited with four total tackles...had one of his best games of the season versus Baltimore (10/18), registering four total tackles (three solos)...also was credited with two pass defenses...tipped the pass intercepted by Dewayne Washington in the third quarter that thwarted a potential go-ahead Baltimore TD...finished the game with two solo tackles at Kansas City (10/26)...played on a sore ankle in the Tennessee game (11/1)...was credited with two total tackles...had one tackle Monday Night against Green Bay (11/9)...also was credited with one quarterback pressure/hurry...played a solid game against Jacksonville (11/22)...finished with five total tackles (three solos)...also had one pass defense...finished with one total tackle and a half sack at Detroit (11/26)...was credited with seven total tackles, including five solo stops versus New England (12/16)...had a sack for 13 yards and was credited with one tackle for a loss of four yards...played on an extremely sore ankle at Tampa Bay (12/13)...registered four total tackles (three solos)...was credited with one quarterback hurry/pressure...finished with six total tackles versus Cincinnati (12/20), including five solo stops...registered his fourth sack of the season for a loss of seven yards...also was credited with one quarterback hurry/pressure...recorded two total tackles (one solo) in the season-finale at Jacksonville (12/28). **1997:** Started in every game during the 1997 season...led all defensive linemen with 51 total tackles, including 35 solo stops...also tied for the team lead with four and a half sacks for 27 yards...collected his second career interception in one of the most incredible plays of the season in the New England contest (12/13)...stepped in front of a New England receiver to pick off a Drew Bledsoe pass with just a little more than two minutes remaining in the game and raced 36 yards to the Patriots 18-yard line, setting up a Steelers game-tying TD in a game the Steelers eventually won in overtime, 24-21...was credited with a season-high six total tackles versus Indianapolis (10/12) and Cincinnati (11/16)...registered a season-high of five solo tackles in games at Kansas City (11/3), at Tennessee (12/21) and in the AFC Championship game versus Denver (1/11/98)...had a season-high four tackles at or behind the line of scrimmage for 10 yards at Philadelphia (11/23)...was credited with 23 quarterback pressures, including five in the two postseason contests...had a single-game high of four quarterback pressures against Indianapolis (10/12). **1996:** Started 10-of-12 games...registered 23 tackles, 1½ sacks, one forced fumble and had one fumble recovery...was credited with eight stops at or behind line of scrimmage and eight quarterback pressures...was lone defensive lineman in Steelers "31" defensive scheme...named the starting right end for Ray Seals (torn rotator cuff) for 1996 opener and recorded season-high six tackles (three solos), one sack, and one forced fumble at Jacksonville (9/1)...forced the first fumble of his career from Mark Brunell...followed with five stops (three solos) versus Baltimore (9/8)...suffered foot injury at Kansas City (10/7)...placed on inactive list for Games 6-9...returned to action at Cincinnati (11/10) as a reserve and registered two tackles...returned to starting lineup at Miami (11/25)...recovered Sean Salisbury fumble versus San Diego (12/8) to set up field goal...added four more tackles...started both postseason games (Indianapolis and New England) and contributed four tackles. **1995:** Played 14 games...made 15 tackles, including four behind line of scrimmage and two sacks...started Games 8-12 at left defensive end for Brentson Buckner who moved to nose tackle to replace Joel Steed (steroid suspension)...earned five starts that equaled the most starts to that



point of his career...recorded eight of his tackles and both of his sacks while a starter...made the first sack of season versus Jacksonville (10/29)...registered second sack versus Houston (12/3)...played every postseason game including Super Bowl XXX versus Dallas (1/28)...recorded two solo tackles in AFC Championship game versus Indianapolis (1/14). **1994:** Played his first full season and made five starts at right defensive end...finished with 17 tackles (12 solos), one pass defense, one fumble recovery and 10 quarterback pressures...started Games 3-8 in place of injured Ray Seals (thumb)...collected four tackles at Seattle (9/25) in first start of season...contributed three tackles and recovered fumble forced by Kevin Greene versus Indianapolis (9/18) to help seal a 31-21 win. **1993:** Played in 12 of last 14 games including one start...finished with seven tackles, one sack, one interception and one blocked pass...was inactive for first two games and played in third contest before making first NFL start Week 4 at Atlanta (9/27) at right defensive end...registered one solo tackle versus Falcons and caught tipped pass batted by Gerald Williams for an interception that set up field goal...played extensively in dime defense making two tackles at Houston (11/28)...registered first sack at Seattle (12/26)...was inactive versus Cleveland (1/2) and in playoffs at Kansas City (1/8)...was 108th player drafted overall.

COLLEGE: Was a two-year starter...finished senior campaign with 66 tackles, three sacks, one interception and three forced fumbles...recorded 47 tackles and two sacks as junior...played in every game as sophomore, registering six sacks and 13 tackles...sat out 1989 season to meet NCAA eligibility after redshirting in 1988...majored in sociology.

PERSONAL: Single...lives in Pittsburgh...played defensive end and tight end at John F. Kennedy High in native Mound Bayou, Miss., earning All-Conference, All-County and county MVP honors... had 53 career receptions for 769 yards, seven TDs, and was leading tackler as junior...earned three basketball letters, averaging double figures in points and rebounds...Full name: Kevin Lerell Henry.

HENRY'S GAME-BY-GAME STATISTICS

1999		Sack/							
Date	Opponent	T	AT	TOT	YDS	INT	PD	FF	FR
9/12	at Cleveland	1	1	2	0/0	0/0	0	0	0
9/19	at Baltimore	2	1	3	0/0	0/0	0	0	0
9/26	SEATTLE	2	0	2	0/0	0/0	0	0	0
10/3	JACKSONVILLE	3	0	3	0/0	0/0	0	0	0
10/10	at Buffalo	2	0	2	0/0	0/0	0	0	0
10/17	at Cincinnati	2	0	2	0/0	0/0	0	0	0
10/25	ATLANTA	1	3	4	0/0	0/0	0	0	0
11/7	at San Francisco	4	0	4	0/0	0/0	0	0	0
11/14	CLEVELAND	4	0	4	0/0	0/0	1	0	0
11/21	at Tennessee	2	0	2	0/0	0/0	0	0	0
11/28	CINCINNATI	2	0	2	0/0	0/0	0	0	0
12/2	at Jacksonville	2	0	2	0/0	0/0	0	0	0
12/12	BALTIMORE	2	1	3	1/2	0/0	0	0	0
12/18	at Kansas City	2	0	2	0/0	0/0	0	0	0
12/26	CAROLINA	3	0	3	0/0	0/0	0	0	0
1/2	TENNESSEE	1	2	3	0/0	0/0	0	0	0
SEASON TOTALS		35	8	43	1/2	0/0	1	0	0




HENRY'S CAREER STATISTICS

Regular Season

TACKLES	Solo			AT	Total	Sp.T.			Sacks	FF	FR	INTERCEPTIONS	No.	Yds.	Avg.	LG	TD
1993 Pittsburgh (AFC)	4	3	7			0	1.0	0	0			1993 Pittsburgh (AFC)	1	10	10.0	10	0
1994 Pittsburgh (AFC)	12	5	17			0	0.0	0	1			1994 Pittsburgh (AFC)	0	0	0	0	0
1995 Pittsburgh (AFC)	12	3	15			0	2.0	0	0			1995 Pittsburgh (AFC)	0	0	0	0	0
1996 Pittsburgh (AFC)	13	10	23			0	1.5	1	1			1996 Pittsburgh (AFC)	0	0	0	0	0
1997 Pittsburgh (AFC)	35	16	51			0	4.5	0	2			1997 Pittsburgh (AFC)	1	36	36.0	36	0
1998 Pittsburgh (AFC)	44	18	62			0	4.0	1	0			1998 Pittsburgh (AFC)	0	0	0.0	—	0
1999 Pittsburgh (AFC)	35	8	43			0	1.0	0	0			1999 Pittsburgh (AFC)	0	0	0.0	—	0
NFL Totals (7 years)	155	63	218			0	14.0	2	4			NFL Totals (7 years)	2	46	23.0	36	0

Postseason

TACKLES	Solo	AT	Total	Sp.T.	Sacks	FF	FR
1993 Pittsburgh (AFC)	0	0	0	0	0	0	0
1994 Pittsburgh (AFC)	0	1	1	0	0	0	0
1995 Pittsburgh (AFC)	2	0	2	0	0	0	0
1996 Pittsburgh (AFC)	1	3	4	0	0	0	0
1997 Pittsburgh (AFC)	4	2	6	0	0	0	0
NFL Totals (5 years)	7	6	13	0	0	0	0



HOLMES

50 EARL HOLMES
LINEBACKER

HEIGHT— 6-2

WEIGHT— 250

COLLEGE— Florida A&M

BIRTHDATE— April 28, 1973

BIRTHPLACE— Tallahassee, Fla.

HOW ACQUIRED— Draft (4th in 1996)

NFL EXPERIENCE— 5th Year

GAMES PLAYED-STARTED—'96 (3-1), '97 (16-16), '98 (14-14), '99 (16-16)

CAREER TOTALS: 49-47



PRO: Moved into the starting lineup in 1997 and has established himself as a solid NFL inside linebacker...is a very aggressive and tenacious defender...congratulated Bill Cowher on draft day "for selecting the best linebacker in draft"...has emerged as one of the top inside linebackers in the NFL...helps form what is arguably the best inside linebacker duo in the NFL with Levon Kirkland. **1999:** Led the team in tackles, registering 144 total tackles, including a team-high 109 solo stops...recorded double-digit tackling totals in nine-of-16 games...led the team in tackles seven times...also finished with a team-high 22½ tackles for losses...finished the preseason as one of the team's top tacklers, registering 13 total tackles and a sack (in the finale versus Buffalo)...was solid in the middle and was instrumental in the Steelers record-setting defensive effort of allowing just nine rushing yards in season-opener at Cleveland (9/12)...finished with five total tackles, including four solos...had a solid performance, finishing with six total



tackles (five solos) at Baltimore (9/19)...had an outstanding day versus Seattle (9/26)...finished with a team-high 15 total tackles, including 13 solo stops...also was credited with one pass defense...had his second consecutive double-digit tackling performance...registered 10 total tackles, all solos versus Jacksonville (10/3)...also was credited with three quarterback hurries/pressures...finished with a team-high 11 tackles, including eight solo stops, at Buffalo (10/10)...also was credited with 2½ tackles for no gain or a loss...produced another brilliant day at Cincinnati (10/17)...was credited with nine total tackles, including six solo stops...also had two quarterback hurries, a pass defense...forced the interception by Orpheus Roye at the end of the game with a bruising hit on quarterback Akili Smith...had another extremely productive day in Monday Night game versus Atlanta (10/25), finishing with a team-high 10 total tackles, his fourth double-digit tackling performance of the season...finished with four total tackles (all solos)...also had two quarterback hurries/pressures...produced his lowest tackle output of the season at San Francisco (11/7)...recovered his first fumble of the season and had one pass defense...was held to just six total tackles (four solos) versus Cleveland (11/14)...recorded the fifth double-digit tackle performance of the season at Tennessee (11/21), finishing with 12 total tackles (eight solo stops)...also was credited with two quarterback hurries/pressures...led the team with 10 total tackles (eight solos), his sixth double-digit tackling performance of the season, versus Cincinnati (11/28)...led the team with 11 total tackles, including nine solos, for his seventh double-figure tackling performance of the season at Jacksonville (12/2)...registered a team-high seven total tackles, including five solo stops, versus Baltimore (12/12)...also was credited with one pass defense...logged 44 plays at Kansas City (12/18)...registered 10 total tackles, including six solo stops...finished with eight total tackles, including seven solos, versus Carolina (12/26)...played 31 defensive snaps...logged 52 defensive plays versus Tennessee (1/2)...led the team for the seventh time with 10 total tackles (seven solos), his ninth double-digit tackling performance. **1998:** Picked up where he left off last season in his first year as a starter...was hampered somewhat with a high calf problem throughout the preseason and the early part of the regular season...also suffered a broken hand in the Oct. 11 Cincinnati game that limited his production during midyear...was one of the Steelers top defensive players in the last half of the season...recorded three double-digit tackle performances (four for the season) in the final six games...finished with 92 total tackles, just three shy of his career-high, despite missing nearly three full games and playing two more with a broken hand...also had 1½ sacks and his first career interception in the Dec. 6 New England game...finished with 18 quarterback hits/pressures...registered 10 tackles during the preseason...recorded six tackles (three solos) in the season-opener at Baltimore (9/6) before leaving the game with a high calf muscle injury...dressed but did not play in the Chicago game (9/13) because of his high calf injury...returned from his calf injury and played well at Miami (9/20)...finished with 11 total tackles, including eight solo stops...was a key component to the Steelers superb defensive effort against Seattle (9/27), registering three solo tackles...also had two quarterback pressures/hurries...suffered a fractured hand early in the second quarter at Cincinnati (10/11)...was credited with three total tackles prior to the injury, including 1½ stops for losses or no gain...was deactivated Sunday against Baltimore (10/18) because of his fractured hand...returned to the starting lineup for the Monday Night game at Kansas City (10/26) after missing just one game due to a fractured bone in his hand...played with a heavily bandaged right hand...finished with two solo tackles...appeared to return to



former self despite his hand injury in the Tennessee game (11/1)...finished the game with six total tackles (five solos)...also was credited with a quarterback pressure and two tackles at or behind the line of scrimmage for a total of four yards...helped hold the Packers to just 39 total yards rushing in the Green Bay game (11/9)...finished with three total tackles (two solos)...also was credited with a half a tackle for no gain...played on 48 of the 65 total defensive plays at Tennessee (11/15)...finished with five tackles, including three solo stops...also had two quarterback hurries/pressures...had his biggest game of the season against Jacksonville (11/22), stuffing the Jaguars' explosive running back Fred Taylor...led the team with 11 total tackles, including seven solos...also registered $4\frac{1}{2}$ tackles for minus-five yards...had another spectacular day at Detroit (11/26)...was instrumental in holding Barry Sanders to just 33 yards on 20 carries...led the team for the second straight week with 11 total tackles, including nine solo stops...also was credited with a half a sack for $3\frac{1}{2}$ yards...was credited with $4\frac{1}{2}$ tackles at or behind the line of scrimmage, totaling 12 yards...recorded four quarterback hurries/pressures...finished with eight total tackles against New England (12/6), including six solo stops...also was credited with three quarterback hurries/pressures...collected his first career interception in the fourth quarter, racing 36 yards and nearly taking it the distance for a TD...gave the Steelers possession at the New England 22...registered two tackles at or behind the line of scrimmage, totaling 12 yards...finished with 12 tackles, including 10 solo stops, at Tampa Bay (12/13)...also was credited with one quarterback hurry/pressure and $1\frac{1}{2}$ tackles for losses or no gain, totaling five yards...finished with seven total tackles, all solos, and one pass defense versus Cincinnati (12/20)...played on 60 defensive downs...led the team with two tackles at or behind the line of scrimmage, total minus-four yards...registered five total tackles, all solos, and was credited with his first solo sack of the season in the season-finale at Jacksonville (12/28)...also had one pass defense. **1997:** Started all 16 games and two preseason contests in his first year as a regular...finished the season as the team's second-leading tackler with 96 total tackles...was credited with 67 solo stops and four sacks, both career highs...recovered the first fumble of pro career against Baltimore (11/9)...registered a career-high 11 tackles (nine solos), along with a sack, versus Indianapolis (10/12)...recorded a team-high nine tackles at New England (12/13)...had an excellent game in the AFC Championship game versus Denver (1/11), collecting 10 tackles...recorded double-digit tackle totals in four contests (Dallas 11/31, Indianapolis 10/12, Kansas City 11/3 and Denver 1/11)...led the team with 17 tackles (10 solos) in the postseason. **1996:** Was team's leading tackler with 27 stops in preseason...played first NFL game on special teams versus Baltimore (9/8)...was inactive Games 3-15...made first start and produced first career sack at Carolina (12/22)...led team with 10 stops (nine solos) in that contest...was inactive versus Colts (12/29)...was inactive for both postseason games (Indianapolis and New England)...selected by the Steelers with their first pick of the fourth-round (126th overall).

COLLEGE: Started junior and senior seasons...was an All-Mid-Eastern Athletic Conference linebacker over the last three years of career...voted the MEAC Defensive Player of the Year...earned Division I-AA All-America honors following senior season...finished career with school-record 509 tackles (200 solos) and $6\frac{1}{2}$ sacks...was consensus first-team All-American...earned Sheridan Broadcasting Network Black College & Football Gazette Division I-AA Defensive Player of Year...was a six-time MEAC Defensive Player of Week...started all year at inside linebacker and led team with school-record 171 total tackles while setting single-season record with 103 solo



stops...set school record for tackles in game with 30 tackles (21 solos) versus Southern University...majored in criminal justice.

PERSONAL: Single...lives in Tallahassee, Florida...attended Florida A&M High...twice earned All-State and All-District honors...lettered in football as defensive end and linebacker...nicknamed "Hitman"...attended classes at Florida A&M during offseason...Full name: Earl L. Holmes.

HOLMES' GAME-BY-GAME STATISTICS

1999		Sack/							
Date	Opponent	T	AT	TOT	YDS	INT	PD	FF	FR
9/12	at Cleveland	4	1	5	0/0	0/0	0	0	0
9/19	at Baltimore	5	1	6	0/0	0/0	0	0	0
9/26	SEATTLE	13	2	15	0/0	0/0	0	0	0
10/3	JACKSONVILLE	10	0	10	0/0	0/0	0	0	0
10/10	at Buffalo	8	3	11	0/0	0/0	0	0	0
10/17	at Cincinnati	6	3	9	0/0	0/0	1	0	0
10/25	ATLANTA	7	3	10	0/0	0/0	0	0	0
11/7	at San Francisco	2	2	4	0/0	0/0	1	0	1
11/14	CLEVELAND	4	2	6	0/0	0/0	0	0	0
11/21	at Tennessee	10	2	12	0/0	0/0	0	0	0
11/28	CINCINNATI	8	2	10	0/0	0/0	0	0	0
12/2	at Jacksonville	7	4	11	0/0	0/0	0	0	0
12/12	BALTIMORE	5	2	7	0/0	0/0	1	0	0
12/18	at Kansas City	6	4	10	0/0	0/0	0	0	0
12/26	CAROLINA	7	1	8	0/0	0/0	0	0	0
1/2	TENNESSEE	7	3	10	0/0	0/0	0	0	0
SEASON TOTALS		109	35	144	0/0	0/0	3	0	1


HOLMES' CAREER STATISTICS

Regular Season

TACKLES	Solo	AT	Tot.	Sp.T.	Sacks	FF	FR
1996 Pittsburgh (AFC)	9	1	10	1	1	0	0
1997 Pittsburgh (AFC)	67	29	96	0	4	0	1
1998 Pittsburgh (AFC)	70	22	92	0	1.5	0	0
1999 Pittsburgh (AFC)	109	33	144	0	0.0	0	1
NFL Totals (4 years)	255	87	342	1	2.0	0	2

Postseason

TACKLES	Solo	AT	Tot.	Sp.T.	Sacks	FF	FR
1996 Pittsburgh (AFC)	0	0	0	0	0	0	0
1997 Pittsburgh (AFC)	10	7	17	0	0	0	0
NFL Totals (2 years)	10	7	17	0	0	0	0



HUNTLEY

33 RICHARD HUNTLEY

RUNNING BACK

HEIGHT- 5-11

WEIGHT- 225

COLLEGE- Winston-Salem State

BIRTHDATE- September 18, 1972

BIRTHPLACE- Monroe, N.C.

HOW ACQUIRED- Free Agent (1998)

NFL EXPERIENCE- 4th Year

GAMES PLAYED-STARTED-'96 (1-0), '97 (DNP), '98 (16-1), '99 (16-2)

CAREER TOTALS: 33-3

STEELERS TOTALS: 32-3



PRO: Originally signed by the Steelers on February 11, 1998...signed a multi-year contract as a restricted free agent this past offseason (March 31)...is a physical runner with good size and speed...impressed with his explosive running style and production to earn a roster spot...has also served as the team's backup fullback. **1999:** Emerged as a quality running back and was especially productive as the Steelers third-down specialist...was a triple threat as a runner, receiver and kick returner...led the team with eight touchdowns (five rushing and three receiving)...finished the season with 567 yards on 93 carries for an impressive 6.1-yards-per-carry average...also caught 27 passes for 253 yards...emerged as the Steelers top kick returner, compiling 336 yards on 15 returns (22.4 average)...also was a standout special teams player, registering five special-teams tackles...performed magnificently both as a runner and receiver in the season-opener at Cleveland (9/12)...scored a career-high three TDs...finished with 41 yards and a TD on 10 carries, a 4.1-yard average...also caught a career- and team-high five receptions for 67 yards and TDs...had another productive day as a runner, receiver and special-teams player at Baltimore (9/19)...was second behind Kordell Stewart with 49 yards on 10 carries...scored his second rushing TD of the season...also had two receptions for five yards and registered three solo special-teams tackles...once again provided a spark for the offense versus Seattle (9/26)...finished with 19 yards on five carries, a 3.8-yard average...also had two receptions for 30 yards, a 15-yard average...had five carries for 18 yards versus Jacksonville (10/3)...caught one pass for a loss of one yard...also replaced Will Blackwell, who was nursing a hamstring injury as a kickoff returner...rushed for 16 yards on five carries, a 3.2-yard average, at Buffalo (10/10)...also was factor in the passing attack, catching three passes for 32 yards, 10.7 yards a receptions...ran just four times for 18 yards at Cincinnati (10/17)...also caught two passes for eight yards...was hampered most of the Monday Night game versus Atlanta (10/25) by back spasms but it did not stop him from scoring his team-leading fifth TD of the season...ran just one time for three yards...caught two passes for 12 yards, including a 13-yard TD catch for the Steelers' only touchdown of the game...produced one of his best performances of the season at San Francisco (11/7), rushing for a team-high 83 yards on seven carries...broke loose on a career-long 52-yard run on which he nearly scored...was tackled at the 49ers' one-yard line but the Steelers failed to capitalize...carried four times for 12 yards, including a five-yard TD run in the third quarter versus Cleveland (11/14)...also caught one pass for seven yards...was credited with one special-teams assist...ran just three times for



four yards at Tennessee (11/21)...also caught two passes for 28 yards, a team-high 14-yard average...had an active day both from scrimmage and on kickoff returns versus Cincinnati (11/28)...rushed five times for 12 yards and committed his first turnover of the season, a fumble in the second quarter...also caught one pass for six yards...returned his first kickoff of the season...had three kickoff returns for 73 yards, including two of the Steelers longest returns of the season, a 28- and 25-yarder...led the team with 37 yards on two carries at Jacksonville (12/2)...also returned two kickoffs for 35 yards, including a long of 18 yards...was one of the team's most productive players versus Baltimore (12/12)...led the team for the second straight week in rushing with 68 yards on eight carries, including a long of 21 yards...also returned four kickoffs for 110 yards, including a career-long of 41 yards...averaged an impressive 27.5 yards a return...had another productive day as an all-purpose back at Kansas City (12/18)...finished with 37 rushing yards on six carries...also had three receptions for 33 yards...returned three kickoffs for 67 yards for 22.3-yard average, including a long of 25 yards...served as a productive complement to Jerome Bettis versus Carolina (12/26)...finished with 72 yards on seven carries, including a touchdown run of 25 yards...averaged an impressive 10.3 yards a carry...also returned two kickoffs for 22 yards and caught two passes for 10 yards...led the team with 78 yards on 11 carries for a gaudy 7.1-yard average versus Tennessee (1/2)...had a long run of 37 yards and one TD...also caught one pass for 11 yards...committed two fumbles—one that was returned 83 yards for a TD—that marred an otherwise productive day...also returned one kickoff for 29 yards and was credited with one special-teams tackle. **1998:** Carried the ball twice for 52 yards in the season-opener at Baltimore (9/6), including a 48-yard scamper in the fourth quarter (on which he fumbled) that was the longest run since Jerome Bettis' 50-yard touchdown run against St. Louis on Nov. 3, 1996...finished with 54 yards on seven carries against Chicago (9/13) for an impressive 7.7-yard average...also had two receptions for five yards...totaled 26 yards on five carries at Miami (9/20)...had two carries for one yard against Seattle (9/27)...returned two kickoffs for 42 yards, including a career-long 26-yard return...accumulated considerably more playing time due to Jerome Bettis' knee injury in the second quarter at Cincinnati (10/11)...finished the game with 85 yards on 20 carries...recorded the first touchdown of his NFL career on a nine-yard run in the third quarter...averaged a respectable 4.3 yards a carry...made the first start of his pro career against Baltimore (10/18), replacing injured Jerome Bettis...played admirably, rushing for 52 yards on 21 carries...also had a career-high three receptions for 18 yards...saw most of his action on special teams because of the return of Jerome Bettis at Kansas City (10/26)...played mostly on special teams versus Tennessee (11/1)...recorded one solo stop...had one kickoff return for 25 yards against Green Bay (11/9)...also was credited with one special-teams assist...had one carry for 10 yards at Tennessee (11/15)...fumbled on the play that was recovered by the Oilers and led to a Tennessee TD...saw limited action on offense but had a productive day on special teams versus Jacksonville (11/22)...returned one kickoff for 20 yards...also was credited with three solo special-teams tackles...had one special-teams tackle against New England (12/6)...made two big hits on the special teams at Tampa Bay (12/13)...also rushed two times for nine yards, his first carries since the Nov. 15 Tennessee game. **1997:** Did not play. **1996:** Served as back-up running back for the Atlanta Falcons behind starters Jamal Anderson and Craig Heyward...rushed twice for eight yards...caught one pass for 14 yards...made one special-teams tackle.

COLLEGE: Finished college career in 1995 with 6,286 yards rushing to rank second



all-time in NCAA history to Johnny Bailey of Texas A&I (6,320 yards)...holds conference records with 59 touchdowns, including 56 rushing...averaged 146 yards rushing per game during his four-year career...set a Division II record by averaging 188.9 yards per game as a senior...won Sheridan All-American Offensive Player of the Year honors...ran 42 times for 303 yards versus North Carolina A&T...was voted CIAA Player-of-the-Year by the Washington, D.C. Pigskin Club in 1994...led all Division II runners with 1,815 yards and 18 TDs...rushed for 361 yards and four TDs against Virginia Union...became the first freshman in the 1990s to rush for more than 1,000 yards (1,012) in 1992...majored in psychology.

PERSONAL: Has two children (Richard Jr. and Affron)...was an all-around athlete at Monroe (N.C.) High School...recently named Union (N.C.) County Athlete of the Century by Union County Athletic Association...played point guard on the basketball team and third base in baseball...was recruited by ACC schools as well as UCLA, Arizona and Michigan State...has worked as a camp counselor for emotionally disturbed kids...Full name: Richard Earl Huntley.

Huntley's Career Single-Game Highs

Regular Season

Yards Rushing- 83 (11/7/99 at San Francisco)
Rushing Attempts- 21 (10/18/98 vs. Baltimore)
Longest Run- 52 (11/7/99 at San Francisco)
TDs Rushing- 1 (Several, Last: 1/2 vs. Tenn.)
100-yard Games- 0
Receptions- 5 (9/12/99 at Cleveland)

Yards Receiving- 67 (9/12/99 at Cleveland)
Longest Reception- 25 (12/18/99 at Kansas City))
Most Kickoffs-4 (12/12/99 vs. Baltimore)
Most Kickoff Yards-110 (12/12/99 vs. Baltimore)
Longest Kickoff Return-41 (12/12/99 vs. Baltimore)

HUNTLEY'S GAME-BY-GAME STATISTICS

RUSHING

RECEIVING

1999

DATE	OPPONENT	No.	Yds.	Avg.	Long	TD	No.	Yds.	Avg.	Long	TD
9/12	at Cleveland	10	41	4.1	13	1	5	67	13.4	24	2
9/19	at Baltimore	10	49	4.9	17t	1	2	10	5.0	10	0
9/26	SEATTLE	5	19	3.8	9	0	2	30	15.0	18	0
10/3	JACKSONVILLE	5	18	3.6	10	0	1	-1	-1.0	-1	0
10/10	at Buffalo	5	16	3.2	7	0	3	32	10.7	17	0
10/17	at Cincinnati	4	18	4.5	5	0	2	8	4.0	8	0
10/25	ATLANTA	1	3	3.0	3	0	2	12	6.0	13t	1
11/7	at San Francisco	7	83	11.9	52	0	0	0	0.0	0	0
11/14	CLEVELAND	4	12	3.0	21	1	1	7	7.0	7	0
11/21	at Tennessee	3	4	1.3	3	0	2	28	14.0	20	0
11/28	CINCINNATI	5	12	2.4	7	0	1	6	6.0	6	0
12/2	at Jacksonville	2	37	18.5	29	0	0	0	0.0	0	0
12/12	BALTIMORE	8	68	8.5	21	0	0	0	0.0	0	0
12/18	at Kansas City	6	37	6.2	15	0	3	33	11.0	25	0
12/26	CAROLINA	7	72	10.3	25t	1	2	10	5.0	7	0
1/2	TENNESSEE	11	78	7.1	37	1	1	11	11.0	11	0
SEASON TOTALS		93	567	6.1	5	52	27	253	9.4	25	3



KICKOFF RETURNS

PUNT RETURNS

1999

DATE	OPPONENT	No.	Yds.	Avg.	Long	TD	No.	Yds.	Avg.	Long	TD
9/12	at Cleveland	0	0	0.0	00	0	0	0	0.0	0	0
9/19	at Baltimore	0	0	0.0	00	0	0	0	0.0	0	0
9/26	SEATTLE	0	0	0.0	00	0	0	0	0.0	0	0
10/3	JACKSONVILLE	0	0	0.0	00	0	0	0	0.0	0	0
10/10	at Buffalo	0	0	0.0	00	0	0	0	0.0	0	0
10/17	at Cincinnati	0	0	0.0	00	0	0	0	0.0	0	0
10/25	ATLANTA	0	0	0.0	00	0	0	0	0.0	0	0
11/7	at San Francisco	0	0	0.0	00	0	0	0	0.0	0	0
11/14	CLEVELAND	0	0	0.0	00	0	0	0	0.0	0	0
11/21	at Tennessee	0	0	0.0	00	0	0	0	0.0	0	0
11/28	CINCINNATI	3	73	24.3	280	0	0	0	0.0	0	0
12/2	at Jacksonville	2	35	17.5	180	0	0	0	0.0	0	0
12/12	BALTIMORE	4	110	27.5	410	0	0	0	0.0	0	0
12/18	at Kansas City	3	67	22.3	250	0	0	0	0.0	0	0
12/26	CAROLINA	2	22	11.0	120	0	0	0	0.0	0	0
1/2	TENNESSEE	1	29	29.0	290	0	0	0	0.0	0	0
SEASON TOTALS		15	336	22.4	410	0	0	0	0.0	0	0

RUSHING

RECEIVING

1998

DATE	OPPONENT	No.	Yds.	Avg.	Long	TD	No.	Yds.	Avg.	Long	TD
9/6	at Baltimore	2	52	26.0	48	0	0	0	0.0	0	0
9/13	CHICAGO	2	7	3.5	4	0	0	0	0.0	0	0
9/20	at Miami	5	26	5.2	8	0	0	0	0.0	0	0
9/27	SEATTLE	2	1	0.5	3	0	0	0	0.0	0	0
10/11	at Cincinnati	20	85	4.3	12	1	0	0	0.0	0	0
10/18	BALTIMORE	21	52	2.5	11	0	3	18	6.0	7	0
10/26	at Kansas City	0	0	0.0	0	0	0	0	0.0	0	0
11/1	TENNESSEE	0	0	0.0	0	0	0	0	0.0	0	0
11/9	GREEN BAY	0	0	0.0	0	0	0	0	0.0	0	0
11/15	at Tennessee	1	10	10.0	10	0	0	0	0.0	0	0
11/22	JACKSONVILLE	0	0	0.0	0	0	0	0	0.0	0	0
11/26	at Detroit	0	0	0.0	0	0	0	0	0.0	0	0
12/6	NEW ENGLAND	0	0	0.0	0	0	0	0	0.0	0	0
12/13	at Tampa Bay	2	9	4.5	7	0	0	0	0.0	0	0
12/20	CINCINNATI	0	0	0.0	0	0	0	0	0.0	0	0
12/28	at Jacksonville	0	0	0.0	0	0	0	0	0.0	0	0
SEASON TOTALS		55	242	4.4	48	1	3	18	6.0	7	0

HUNTLEY'S CAREER STATISTICS

Regular Season

RUSHING


	No.	Yds.	Avg.	LG	TD
1996 Atlanta (NFC)	2	8	4.0	5	0
1998 Pittsburgh (AFC)	55	242	4.4	48	1
1999 Pittsburgh (AFC)	93	567	6.1	52	5
NFL Totals (3 years)	150	817	5.5	52	5

KICKOFF RETURNS

	No.	Yds.	Avg.	LG	TD
1996 Atlanta (NFC)	0	0	0.0	-	0
1998 Pittsburgh (AFC)	6	119	19.8	26	0
1999 Pittsburgh (AFC)	15	336	22.4	41	0
NFL Totals (3 years)	21	455	21.7	41	0

RECEIVING

	No.	Yds.	Avg.	LG	TD
1996 Atlanta (NFC)	1	14	14.0	14	0
1998 Pittsburgh (AFC)	3	18	6.0	7	0
1999 Pittsburgh (AFC)	27	253	9.4	25	3
NFL Totals (3 years)	31	285	9.2	25	3



JOHNSON

83 MALCOLM JOHNSON

WIDE RECEIVER

HEIGHT- 6-5
 WEIGHT- 215
 COLLEGE-Notre Dame
 BIRTHDATE- August 27, 1977
 BIRTHPLACE- Washington, D.C.
 HOW ACQUIRED- Draft (5th in 1999)
 NFL EXPERIENCE- 2nd Year
 GAMES PLAYED-STARTED- '99 (6-0)
 CAREER TOTALS: 6-0



PRO: Is a physical receiver who is willing to go across the middle...will make the tough catch in a crowd...is an aggressive blocker in the running game. **1999:** Saw limited playing time during the season...played in the final six games after the losses of Courtney Hawkins and Will Blackwell...finished with two receptions for 23 yards...finished the preseason with five receptions for 94 yards and led the team with an 18.8-yard receiving average...was inactive for the first six games of the season...was active for the first time in his career in the Monday Night game versus Atlanta (10/25)...did not catch any passes...was deactivated Sunday for the ensuing four weeks...was active for the second time at Jacksonville (12/2)...collected his first reception as a pro, an 18-yard strike from Mike Tomczak, versus Baltimore (12/12)...caught his second pass of the season for five yards versus Tennessee (1/2).

COLLEGE: Started three consecutive years at Notre Dame...finished his career ranked seventh on the Notre Dame career receptions list with 100 catches...led the team with 43 receptions for 696 yards in 1998...scored a touchdown in six straight games, breaking the mark previously held by former Heisman Trophy winner Tim Brown...tied a career high with seven catches (113 yards) versus Stanford...had 150 receiving yards (six catches) against Boston College...caught a team-leading 42 passes for 596 yards and two touchdowns as a junior in 1997...earned a marketing degree in May 1998...took graduate business courses during fall 1998.


PERSONAL: Was the Super Prep Mid-Atlantic Defensive Player of the Year as a senior...earned two letters each in football and track at Gonzaga College Prep High School in Washington, D.C....voted honorable mention All-Metro pick by *The Washington Post*...listed as the 17th-best wide receiver in the nation by *SuperPrep*...had 48 career receptions for 835 yards and six touchdowns during his high school career...caught 38 passes for 735 yards and six touchdowns as a senior...his father Henry Johnson played basketball at Penn...his uncle Harvey Johnson played football at Oklahoma...is the oldest of three children...born Aug. 27, 1977 in Washington, D.C....Full name: Malcolm Alexander Johnson.

JOHNSON'S CAREER STATISTICS

Regular Season

RECEIVING

	No.	Yds.	Avg.	LG	TD
1999 Pittsburgh (AFC)	2	23	11.5	18	0
NFL Totals (1 year)	2	23	11.5	—	0



KELSAY

97 CHAD KELSAY

LINEBACKER


HEIGHT-6-2
 WEIGHT-252
 COLLEGE-Nebraska
 BIRTHDATE-April 9, 1977
 BIRTHPLACE-Auburn, Neb.
 HOW ACQUIRED-Draft (7th in 1999)
 NFL EXPERIENCE-2nd Year
 GAMES PLAYED-STARTED-'99 (6-0)
 CAREER TOTALS: 6-0



PRO: Overcame the odds of being a seventh-round draft pick to earn one of eight linebacker spots on the Steelers final roster in 1999...has displayed the versatility to play both inside and outside positions...could also challenge for playing time on special teams...secured his roster spot with an outstanding performance in the preseason finale versus Buffalo, registering a game-high nine tackles (eight solos) and one sack. **1999:** Saw limited playing time during the season...dressed for the first six games of the season but was deactivated once Mike Vrabel returned from his wrist injury...played mostly on special teams in season-opener at Cleveland (9/12)...recorded three assisted tackles on special-teams...recorded one solo tackle versus Seattle (9/26)...played four snaps...registered two special-teams assists at Cincinnati (10/17)...was deactivated Saturday because of the return of Mike Vrabel for the Monday Night game versus Atlanta (10/25)...missed his first game of the season...was deactivated for the final nine games of the season.

COLLEGE: Played rush end in college...was a first-team GTE/CoSIDA Academic All-American & All-District VII choice...earned All-Big 12 Conference first-team honors from the *Kansas City Star*...finished third on the team with 72 tackles (33 solos) and had five sacks in 1998...named Nebraska Lifter-of-the-Year...won the Brook Berringer Citizenship Team Member award...was a second-team Academic All-America and Academic All-District VII first-team choice in 1997...selected third-team All-Big 12 by the league's coaches...recorded 34 tackles (13 solos) with three sacks, 14 quarterback pressures and seven tackles behind the line of scrimmage during junior campaign...recorded 23 tackles and 2½ sacks as a reserve in 1996...made 20 tackles and two sacks as a freshman...majored in finance.

PERSONAL: Was a *Blue Chip Illustrated* All-America linebacker and also played tailback at Auburn (Neb.) High...named first-team All-Nebraska by the *Omaha World-Herald* and a first-team Super State linebacker by the *Lincoln Journal Star* after making 100 tackles and 15 stops behind the line of scrimmage as a senior...also rushed for 931 yards and 13 touchdowns and caught 14 passes for 235 yards and four scores as a senior...lettered in track and finished fifth in the Class C triple jump in 1994...played forward on the basketball team (averaged 23 points and 10 rebounds)...Was a member of the National Honor Society...is the son of Steve and Jackie Kelsay...his younger brother Chris plays defensive end for Nebraska...served as a volunteer speaker for the Lincoln Public Schools...born April 9, 1977 in Auburn, Nebraska...Full name: Chad Kelsay.



KIRKLAND

99 LEVON KIRKLAND

LINEBACKER

(Pronounced luh-VON)

HEIGHT—6-1**WEIGHT**—270**COLLEGE**—Clemson**BIRTHDATE**—February 17, 1969**BIRTHPLACE**—Lamar, S.C.**HOW ACQUIRED**—Draft (2nd in 1992)**NFL EXPERIENCE**—9th Year**GAMES PLAYED-STARTED**—'92 (16-0), '93 (16-13), '94 (16-15), '95 (16-16), '96 (16-16), '97 (16-16), '98 (16-16), '99 (16-16)**CAREER TOTALS**: 128-108

PRO: Considered one of the top inside linebackers in the NFL...has produced 100 or more tackles in six of last seven seasons and has not finished lower than second on team in tackles during that period...is in his eighth season as a starter and his ninth season overall...is extremely durable and has started every game since 1995...has not missed game since joining team...combines an incredible mix of size and speed that few if any at his position possess...has earned All-Pro honors twice. **1999:** Named the team's Most Valuable Player for the second consecutive year... produced a quiet but yet another exceptional season...was selected to Phil Simms' Iron Man Team...finished the year with his fourth consecutive 100-tackle season and the sixth in his eight-year career...registered 123 tackles, which ranked second on the team, and 98 solo stops...also had two sacks, an interception, three forced fumbles and two fumble recoveries...was credited with 16 tackles for losses and 16 quarterback hurries/pressures...was splendid in the middle of the Steelers stifling defense in the season-opener at Cleveland (9/12)...led the Steelers record-setting performance, finishing with a team-high four total tackles...was a major force in the Steelers defense at Baltimore (9/19)...finished with a team-high 10 total tackles (eight solos)...recovered the seventh fumble (forced by Carlos Emmons) of his career that led to a third-quarter field goal...also was credited with two quarterback hurries/pressures...finished with six tackles versus Seattle (9/26)...also was credited with three quarterback hurries/pressures...led the team with a team-high 11 tackles, including eight solo stops versus Jacksonville (10/3)...also was credited with two quarterback hurries...registered seven total tackles, including six solo stops at Buffalo (10/3)...also recovered a fumble that set up the Steelers first touchdown of the game...was credited with a quarterback hurry/pressure...was credited with seven total tackles, including four solo stops at Cincinnati (10/17)...also had a quarterback hurry and a pass defense...had another solid game for the Steelers in Monday Night game versus Atlanta (10/25)...finished with six solo tackles...also recorded his first sack of the season and was credited with one quarterback hurry/pressure...performed superbly and led the team with 13 tackles, including 10 solo stops at San Francisco (11/7)...also forced a fumble by Charlie Garner that was recovered by Earl Holmes and led to a Kris Brown field goal...was credited with a pass defense...finished with six tackles, including four solo stops ver-



sus Cleveland (11/14)...registered eight total tackles, including seven solo stops, at Tennessee (11/21)...also was credited with one pass defense...finished with eight tackles, including six solo stops versus Cincinnati (11/28)...also was credited with one pass defense...finished with eight total tackles, including six solo stops, at Jacksonville (12/2)...also was credited with two pass defenses...registered four solo stops versus Baltimore (12/12)...played all 56 defensive plays at Kansas City (12/18)...finished with a team-high 11 total tackles (all solos)...had perhaps his best game of the season versus Carolina (12/26)...forced the fumble that was retrieved by Travis Davis and returned 102 yards for the defense's first score of the season...also registered a team-high 10 total tackles, including eight solos...was credited with his second sack of the season, two forced fumbles and four quarterback hurries/pressures...logged 60 of the team's 61 defensive snaps versus Tennessee (1/2)...finished with four tackles...had an interception in the third quarter that he returned 23 yards to the Titans' five-yard line. **1998:** Registered a team-high 10 tackles, including six solos, and had a quarterback pressure in the season-opener versus Baltimore (9/6)...compiled a team-high 10 tackles (six solo stops) versus Chicago (9/13)...caused a third-quarter fumble that was recovered by Jason Gildon and set up a Steelers TD...also was credited with one pass defense...led the team for the third straight game with 12 tackles at Miami (9/20), including a team-high eight solo stops...had one tackle for a loss...recorded a team-high 12 tackles for the fourth straight game versus Seattle (9/27)...had nine solo stops...also was credited with a sack, three quarterback pressures/hurries and a forced fumble...had an incredible series on the Seahawks' final drive of the game, sacking Warren Moon for a seven-yard loss and stopping Ricky Watters for only a six-yard gain on a screen play that was set up for a long gainer...was selected the AFC Defensive Player of the Week for his performance...finished second on the team with eight total tackles (six solos) at Cincinnati (10/11), snapping a string of four games in which he led the team...played all but one defensive snap against Baltimore (10/18), leaving the game after suffering a mild knee injury...finished with 10 total tackles, including five solo stops...was also credited with a quarterback hurry/pressure...made a highlight-type play in the fourth quarter on a scrambling Jim Harbaugh, catching Harbaugh from behind short of a first down...produced another All-Pro game on Monday Night at Kansas City (10/26)...registered six total tackles, including five solo stops...also was credited with one tackle for no gain and one pass defense...played in all but two defensive plays against Tennessee (11/1)...registered six total tackles, including five solo stops...also was credited with one tackle for minus-two yards...led the team for the fifth time during the season on Monday Night versus Green Bay, registering nine total tackles, including five solo stops...also had one pass defense...was credited with 2½ tackles at or behind the line of scrimmage and three quarterback hurries/pressures...played all but one defensive snap at Tennessee (11/15), leaving the game after being shaken up...finished with a season-low two total tackles, including one solo stop...was spectacular once again against Jacksonville (11/22)...finished with nine total tackles, second only to Earl Holmes...had six solo stops...also was credited with five pass defenses...forced a Jacksonville fumble that was recovered by Carlos Emmons and stopped a Jaguars drive deep in Steelers territory...played all 54 defensive snaps at Detroit (11/26)...finished with five total tackles, including four solo stops...also was credited with two quarterback hurries/pressures...led the team with 13 total tackles against New England (12/6), including 10 solo stops, the eighth time Kirkland has led the team and the sixth time he recorded double-digit tackle totals...played 72 of the team's 75 defensive plays...also was credited with two quarterback hurries/pressures and one tackle



at the line of scrimmage...collected his first interception of the season—the ninth of his career...registered a team-high 13 tackles at Tampa Bay (12/13), including 10 solo stops, the ninth time he had team honors...also was credited with 1½ tackles for no gain...led the team for the 10th time this season with 10 total tackles (six solo stops) against Cincinnati (12/20)...recorded one assist for a loss of one yard...also was credited with a quarterback hurry/pressure and two pass defenses. **1997:** Reinforced his stature as the premiere inside linebacker in the game...named to *The Sporting News*, *Pro Football Weekly*, *Football Digest*, *Sports Illustrated* (Dr. Z's) and Associated Press All-Pro teams...was selected the NFL Alumni Linebacker of the Year...named the Steelers True Value Man of the Year representative...finished first in tackles on a defensive unit that was ranked second in the AFC by yielding just 294.1 yards a game...registered 126 tackles, including an impressive 95 solo stops...surpassed the 100-tackle mark for the second consecutive year...also recorded five sacks for 25 yards and had two interceptions...was credited with seven pass defenses, one forced and one recovered fumble...collected 14 tackles in the Steelers two postseason contests, including 11 solo stops...also had two interceptions in the postseason and registered a sack in the AFC Championship game...led the team in tackles in 12 games and tied for team honors in two other contests...had a season-high 12 tackles (11 solo stops) at Jacksonville (9/7)...also registered 11 tackles in each the Cincinnati (11/16) and AFC Championship game versus Denver (1/11). **1996:** Earned All-Pro honors from Associated Press (second team), *College & Pro Football Weekly*, *Football Digest*, *Football News*, and United Press International (AFC second team)...made the first Pro Bowl appearance of his career...was only Steelers linebacker to start every game...led the team for first time in career with 113 tackles...added a team-leading 17 tackles at or behind the line of scrimmage, 13 quarterback pressures and a career-high four interceptions...was the team's leading tackler in four games...registered double-digit tackles three times...recorded 10 tackles, a sack, one interception and three pass defenses at Jacksonville (9/1)...had his top game versus Buffalo (9/16), collecting six tackles, two stops behind the line of scrimmage, and two interceptions in game for first time in career...posted 12 stops versus Houston (9/29)...was credited with 10 solo stops and two sacks against Cincinnati (10/13)...forced a Jeff Blake fumble that was returned 42 yards by Rod Woodson for fourth-quarter touchdown...led team with eight tackles (five solos) at Atlanta (10/27)...followed that performance with an eight-tackle, one-sack performance against St. Louis Rams...led team with eight tackles at Baltimore (12/1)...started playoff contests versus Indianapolis (12/29) and New England (1/5)...led the team with 14 postseason tackles, including nine tackles against Patriots...had first postseason interception versus Colts. **1995:** Voted as the defensive co-captain with Greg Lloyd by teammates...started every game for first time in career...finished second on team with 88 tackles and 15 stops behind line of scrimmage...added one sack, one pass defense and two fumble recoveries...recovered both of his fumbles against Minnesota (9/24), including one that set up a Steelers field goal...recorded season-high 11 tackles (10 solos) while leading team at Chicago (11/5)...made 10 stops (6 solos) versus New England (12/16)...was the defensive star in the postseason...led the team with 21 tackles in three postseason games...registered a team-high seven stops versus Buffalo (1/6) and made a fourth-quarter interception at Bills 27-yard line that set up TD...forced fourth-quarter fumble in AFC Championship game versus Indianapolis (1/14)...led the Steelers with eight tackles and a sack in Super Bowl XXX against Dallas (1/28)...joined Ray Seals to record the team's only two sacks on Troy Aikman...was the recipient of the annual "Chief Award" (in honor of Art Rooney) given



to member of Steelers organization who best exemplifies spirit of cooperation with media. **1994:** Played every game and finished second on team to fellow linebacker Chad Brown with 100 tackles (70 solos), three sacks, two interceptions and six pass defenses...made first sack of season—the second of his career—versus Indianapolis (9/18)...produced the first interception of his career and finished second on team with nine tackles versus Cincinnati (10/16)...was second on the team with a season-high 11 tackles versus Arizona (10/30)...had a second interception against Miami (11/20)...led the team with nine tackles versus Eagles (12/11)...also had one sack at N.Y. Giants (10/23) and Houston (11/6)...ended regular season with eight tackles at San Diego...added 14 tackles while starting both playoff games...led the team with 10 stops versus San Diego in AFC Championship game. **1993:** Won starting job over veteran David Little and made 12 starts in base defense...finished second to Greg Lloyd with 103 tackles and four forced fumbles...added a sack and two fumble recoveries, including one TD...also made three special-teams tackles...shared team lead with 10 tackles versus San Francisco (9/5) in first NFL start...scored TD on 16-yard return of fumble against San Diego (10/10) for game's only TD...registered first sack the next week versus New Orleans (10/17), forcing a fumble which set up TD...shared team lead with 11 tackles plus one special-team tackle at Denver (11/21)...made the game-saving tackle at goal line on final play in 17-14 win against New England (12/5)...did not start in dime defense in game against Houston (12/19) but replaced injured Greg Lloyd at middle linebacker, recording eight tackles, one forced fumble and one fumble recovery which set up a fourth-quarter TD...forced two fumbles versus Cleveland (1/2)...made team-leading 12 tackles in playoffs at Kansas City (1/8). **1992:** Played in all 16 games on special teams, tying for third on the team with 10 tackles...made two special-teams tackles each at San Diego (9/20) and Cleveland (10/11), and one in each of six other games...batted down a pass at line of scrimmage at Buffalo (11/8)...was the 38th player drafted overall, the fifth linebacker behind Quentin Coryatt, Marco Coleman, Robert Jones and Mark D'Onofrio.

COLLEGE: Was a four-year starter at outside linebacker...ended his career with the fourth-highest sack total in school history (19)...did not miss a game, setting a school record for outside linebackers with 43 starts...was one of 12 Lombardi Award finalists as senior after making 5½ sacks and 67 tackles...earned first-team All-America and All-ACC honors...was only underclassman among five Butkus Award finalists during junior year...finished with 6½ sacks, 77 tackles, three interceptions as sophomore...registered 5½ sacks and 71 tackles during freshman campaign in which he made seven starts...worked toward degree in sociology at Clemson during off-season.

PERSONAL: Single...lives in Lamar, South Carolina...attended Lamar High, earning honorable mention All-State honors playing tight end, outside linebacker and kick returner...also lettered in basketball...served as honorary chairperson for Special Olympics of Western Pennsylvania...Full name: Lorenzo Levon Kirkland.



KIRKLAND'S GAME-BY-GAME STATISTICS

1999		Sack/							
Date	Opponent	T	AT	TOT	YDS	INT	PD	FF	FR
9/12	at Cleveland	3	1	4	0/0	0/0	0	0	0
9/19	at Baltimore	8	2	10	0/0	0/0	0	0	1
9/26	SEATTLE	4	2	6	0/0	0/0	0	0	0
10/3	JACKSONVILLE	8	3	11	0/0	0/0	0	0	0
10/10	at Buffalo	6	1	7	0/0	0/0	0	0	1
10/17	at Cincinnati	4	3	7	0/0	0/0	1	0	0
10/25	ATLANTA	6	0	6	1/5	0/0	0	0	0
11/7	at San Francisco	10	3	13	0/0	0/0	1	1	0
11/14	CLEVELAND	5	1	6	0/0	0/0	0	0	0
11/21	at Tennessee	7	1	8	0/0	0/0	1	0	0
11/28	CINCINNATI	6	2	8	0/0	0/0	1	0	0
12/2	at Jacksonville	6	2	8	0/0	0/0	2	0	0
12/12	BALTIMORE	4	0	4	0/0	0/0	0	0	0
12/18	at Kansas City	11	0	11	0/0	0/0	0	0	0
12/26	CAROLINA	8	2	10	1/7	0/0	0	2	0
1/2	TENNESSEE	2	2	4	0/0	1/23	0	0	0
SEASON TOTALS		98	25	123	2/12	1/23	6	3	2

KIRKLAND'S CAREER STATISTICS


Regular Season

TACKLES	Solo	AT	Tot.	Sp.T.	Sacks	F	FR	INTERCEPTIONS	No.	Yds.	Avg.	LG	TD
1992 Pittsburgh (AFC)	1	4	5	10	0.0	0	0	1992 Pittsburgh (AFC)	0	0	0.0	-	0
1993 Pittsburgh (AFC)	64	39	103	3	1.0	4	2	1993 Pittsburgh (AFC)	0	0	0.0	-	0
1994 Pittsburgh (AFC)	70	30	100	1	3.0	0	0	1994 Pittsburgh (AFC)	2	0	0.0	-	0
1995 Pittsburgh (AFC)	58	30	88	0	1.0	0	2	1995 Pittsburgh (AFC)	0	0	0.0	-	0
1996 Pittsburgh (AFC)	75	38	113*	0	4.0	2	0	1996 Pittsburgh (AFC)	4	12	3.0	6	0
1997 Pittsburgh (AFC)	95*	31	126*	0	5.0	1	1	1997 Pittsburgh (AFC)	2	14	7.0	8	0
1998 Pittsburgh (AFC)	94*	43*	137*	0	2.5	1	1	1998 Pittsburgh (AFC)	1	1	1.0	1	0
1999 Pittsburgh (AFC)	98	25	123	1	2.0	3	2	1999 Pittsburgh (AFC)	1	23	23.0	23	0
NFL Totals (8 years)	555	240	795	14	18.5	11	8	NFL Totals (8 years)	10	50	5.0	23	0

Postseason

TACKLES	Solo	AT	Tot.	Sp.T.	Sacks	FF	FR	INTERCEPTIONS	No.	Yds.	Avg.	LG	TD
1992 Pittsburgh (AFC)	0	0	0	0	0.0	0	0	1992 Pittsburgh (AFC)	0	0	0.0	-	0
1993 Pittsburgh (AFC)	11*	2	13*	0	0.0	0	0	1993 Pittsburgh (AFC)	0	0	0.0	-	0
1994 Pittsburgh (AFC)	7	7	14	0	0.0	0	0	1994 Pittsburgh (AFC)	0	0	0.0	-	0
1995 Pittsburgh (AFC)	17	4	21	0	1.0	1	0	1995 Pittsburgh (AFC)	0	0	0.0	-	0
1996 Pittsburgh (AFC)	10	4	14	0	0.0	0	0	1996 Pittsburgh (AFC)	1	0	0.0	0	0
1997 Pittsburgh (AFC)	10	4	14	0	1.0	0	0	1997 Pittsburgh (AFC)	2	21	10.5	21	0
NFL Totals (6 years)	55	21	76	0	2.0	1	0	NFL Totals (6 years)	3	21	7.0	21	0

*Team leader

**LOWE****90 REGGIE LOWE**
LINEBACKER**HEIGHT** - 6-3**WEIGHT** - 250**COLLEGE** - Troy State**BIRTHDATE** - June 14, 1975**BIRTHPLACE** - Phenix City, Ala.**HOW ACQUIRED** - Practice Squad from Jacksonville (1999)**NFL EXPERIENCE** -3rd Year**GAMES PLAYED-STARTED** - '98 (4-0) '99 (0-0)**CAREER TOTALS:** 4-0**STEELERS TOTALS:** 0-0

PRO: Is a talented young linebacker who saw action in four games for Jaguars in 1998 before being injured...was signed to the Steelers practice squad Nov. 3, 1999...was activated to the regular roster Dec. 27...played for three teams as a rookie—Seattle, Baltimore and Jacksonville...spent spring 1999 playing defensive end for the Rhein Fire in the NFL Europe League, making five sacks (tied for second among allocated players). **1999:** Was added to the active roster prior to the season-finale versus Tennessee (1/2) but was a Sunday inactive. **1998:** Signed with Seattle Seahawks as a rookie free agent and was waived on Aug. 30 in the final cuts...signed to the Baltimore Ravens practice squad three days later and was waived on Sept. 29...signed to the Jaguars practice squad on Oct. 1 when Lamanzer Williams was moved to active roster, replacing injury-reserve-bound Jabbar Threats...placed on the active roster on Nov. 24 when James Hamilton went on injured reserve...saw action in four of final five games, seeing all of his action on special teams, where he made four tackles...made two special teams tackles in his first NFL action at Cincinnati (11/29)...suffered a sprained knee at Minnesota (12/20) and was inactive for regular-season finale and both postseason games.

COLLEGE: Led his team with 8½ sacks and was named All-Southland Conference as a defensive lineman as a senior in 1997...recorded 10½ sacks, 11 tackles for loss and recovered three forced fumbles and was named second-team All-Conference in 1996...had 3.5 sacks, four QB pressures and forced and recovered a fumble in the Division I-AA playoffs against Murray State...ranked second on the team with seven sacks, in addition to forcing two fumbles despite playing in just nine games as a sophomore...played in nine games as a freshman in 1994 with two sacks...redshirted in 1993...graduated with a degree in human services.

PERSONAL: Single ...lives in Phenix City, Ala. ... attended Central High in Phenix City, Ala., where he was named All-Area and All-Bi-City...also ran track...his uncle, Woody Lowe, played for the San Diego Chargers from 1976-86...hopes to be a producer in the music industry after football...Full Name: Reginald James Lowe.

LOWE'S CAREER STATISTICS

TACKLES	Solo	AT Tot.	Sp.T.	Sacks	FF	FR
1998 Jacksonville(AFC)	0	0	0	4	0.0	0
1999 Pittsburgh (AFC)	0	0	0	0	0.0	0
NFL Totals (2 Years)	0	0	0	4	0.0	0



MILLER

4 JOSH MILLER

PUNTER

HEIGHT- 6-3

WEIGHT- 219

COLLEGE- Arizona

BIRTHDATE- July 14, 1970

BIRTHPLACE- Rockway, N.Y.

HOW ACQUIRED- Veteran Free Agent (1996)

NFL EXPERIENCE- 5th Year

GAMES PLAYED-STARTED - '96 (12-0), '97 (16-0), '98 (16-0), '99 (16-0)

CAREER TOTALS: 60-0



PRO: Is a talented, left-footed punter who has blossomed into one of the top punters in the NFL...has an extremely strong leg with an uncanny ability of nailing punts inside the opposing teams' 20-yard line...was a two-time first-team All-Canadian Football League selection in 1994 and 1995 with Baltimore Stallions...led Canadian Football League in punting in each of his two seasons and averaged 45.3 yards with a 39.5-yard net average on 235 career punts...joined the Steelers as free agent Aug. 14, 1996...signed a multi-year contract as a restricted free agent during the 1999 offseason. **1999:** Had a season worthy of All-Pro recognition in 1999...was selected as an alternate to the 2000 Pro Bowl...finished third in the NFL (second in the AFC) with a 38.1 net-punting average...was tied for third in the NFL and second in the AFC with a 45.2-yard average...nailed 27 punts inside the 20-yard line...had an excellent preseason even though he saved his worst performance of the preseason for the finale versus Buffalo...averaged 45.2 yards a punt with a net punting average of 39.2 yards...booted eight punts inside the 20-yard line and had only one carry for a touchback...punted 26 times for 1,176 yards...surpassed 10,000 punt yards for his career...accumulated very little playing time in the season-opener at Cleveland (9/12)...punted just once for 35 yards...did not have his most impressive day but still managed to average 46 yards a punt at Baltimore (9/19)...punted nine times for 414 yards...had one punt carry for a touchback and no kicks inside the 20-yard line...had a spectacular day from a statistical standpoint, but one of his booming punts was returned 94 yards for a TD, versus Seattle (9/26)...punted five times for 280 yards, an impressive 56-yard average...nailed two punts inside the 20-yard line, his second of the season...had a long of 68 yards...punted six times for 266 yards, a 44.3-yard average, versus Jacksonville (10/3)...had a long of 56 yards...also nailed one punt inside the 20-yard line, giving him three for the season...had an average day at Buffalo (10/10)...punted six times for 239 yards, a 39.8-yard average...did nail three punts inside the 20-yard line, giving him six for the season...punted seven times for 301 yards, a 43-yard average at Cincinnati (10/17)...nailed one punt inside the 20...had a long of 58 yards...performed superbly in the Steelers 13-9 victory Monday Night versus Atlanta (10/25)...averaged 45.7 yards on six punts (274 total yards)...also nailed two punts inside the 20-yard line and had a long punt of 60 yards...had a very solid and effective day for the Steelers despite the extreme adverse weather conditions at San Francisco (11/7)...averaged 41.8 yards a punt...punted five times for 209 yards, including a long of 53...nailed two punts inside the 20-yard line, giving him 11 for the season...averaged 40 yards on six punts versus Cleveland (11/14)...totaled 240 yards and nailed two inside the 20-yard line...had an



outstanding day punting, averaging 52.8 yards on four punts (211 total yards), at Tennessee (11/21)...also nailed one punt inside the 20-yard line...had a long of 62 yards...compiled a net-punting average of 49.3 yards...averaged 46.5 yards on four punts (186 total yards) versus Cincinnati (11/28)...also nailed two punts inside the 20, giving him 16 for the season...produced another splendid effort, averaging 52.7 yards on six punts (316 total yards), including a career-long 75-yarder, at Jacksonville (12/2)...tied for the second-longest punt in Steelers history with his 75-yard boot, which just missed being downed at the one-foot line...also nailed two punts inside the 20-yard line, giving him 18 for the season...was one of the few Steelers bright spots versus Baltimore (12/12)...averaged 42.7 yards (299) on seven punts with a long of 50...also nailed four of his punts inside the 20-yard line giving him 22 for the season...helped the team compile a solid 39.9-yard net punting average...had one of his worst punting performances of the season at Kansas City (12/18), averaging 40.6 yards on five punts (203 total yards)...nailed one punt inside the 20-yard line, giving him 23 for the season...punted four times for 172 yards, a 43-yard average, versus Carolina (12/26)...nailed two punts inside the 20-yard line, giving him 25 for the seasons...had a long of 53 yards...punted three times for a 50-yard average...also nailed two punts inside the 20-yard line. **1998:** Had a year that deserved All-Pro recognition...led the NFL with a career-high 34 punts inside the 20-yard line...finished 11th in the NFL in net punting average (36.8 yards)...also established career highs for punt attempts (83) and yards (3,530) for a career-high 43.6-yard average...suffered a sprained ankle in the preseason opener that forced him to miss one preseason game...was hampered throughout the preseason with the injury, but averaged 45 yards a punt...punted four times for 176 yards for a 44-yard average in the season-opener at Baltimore (9/6)...nailed a 68-yard punt, the second-longest kick of his career (72 yards vs. Jacksonville 10/26/97), to the Baltimore four with 27 seconds left in the game to help preserve the Steelers win...averaged a career-high 51.1 yards a punt on eight punts versus Chicago (9/13)...booted two kicks of 60 or more yards and five punts of 50 or more yards...had another good day at Miami (9/20) despite suffering a bruised knee early in the third quarter...averaged 48.9 yards on nine punts (440 yards), including a career-long 73-yard punt in the third quarter...also nailed four punts inside the Dolphins 20-yard line...had another terrific game, averaging 41.8 yards on five punts (209 yards) against Seattle (9/27), including three kicks inside Seattle's 20-yard line...punted just two times for an impressive 49-yard average (98 total yards) at Cincinnati (10/11)...had another punt inside the 20-yard line, his 10th of the season...nailed the punt at the one-yard line in the fourth quarter that helped set up Norm Johnson's 40-yard field goal...booted a long of 57 yards...had another solid performance versus Baltimore (10/18) even though his punting average suffered because of field position...averaged 42.7 yards on six punts...nailed one punt inside the 20-yard line to give him 11 for the season...punted six times for a solid 46.3 average at Kansas City (10/26)...placed two punts inside the 20, giving him 13 for the season...had just two punts with a long of 55 yards against Tennessee (11/1)...nailed one punt inside the 20-yard line, increasing his season total to 14...had one of his easier games against Green Bay (11/9), punting just two times for a 44-yard average, including a long of 55 yards that was returned for no yardage...performed magnificently at Tennessee (11/15)...punted four times for 152 yards and a 38-yard average...nailed all four of his punts inside the 20-yard line, giving him 18 punts inside the 20 which was a career-high...held the Oilers to minus-five yards in punt returns...despite playing with a slightly pulled groin, performed admirably versus Jacksonville (11/22)...punted seven times



for 258 yards, a 34.9-yard average...also had three punts downed inside the 20-yard line, giving him 21 for the season...continued his outstanding season at Detroit (11/26), punting five times for 221 yards, a 44.2-yard average...placed one punt inside the 20-yard line, his 22nd of the season...had a long of 58 yards...averaged 41.6 yards on five punts (208 total yards) versus New England (12/6), including two punts inside the 20-yard line which increased his season total to 24...punted just four times for a 45.3-yard average (181 yards) at Tampa Bay (12/13)...nailed two punts inside the 20-yard line, increasing his season total to 26...had a long of 49 yards...sacrificed his punting average for a very effective day against Cincinnati (12/20)...averaged 35.5 yards on eight punts, but placed seven inside the 20-yard line, giving him 33 for the season...also had two punts downed inside the 10-yard line...ended his best year with another solid punting performance at Jacksonville (12/28)...punted four times for a 41.0-yard average (164 yards) with a long of 50 yards...also nailed one punt inside the 20-yard line.

1997: Had a solid season, averaging 42.6 yards (2,729 total) on 64 punts...accumulated a net average of 35.0...also nailed 17 kicks inside the opposing teams' 20-yard line...had one of his best games at Baltimore, compiling a season and career-high 50.5-yard punting average, including kicks of 63 and 53 yards...resulted in a net average of 41.3 yards...had another big game in the season-opener versus Dallas (8/31) despite punting a regular season-high eight times...averaged 46.9 yards a punt in that game and had four punts of 50 or more yards and three punts longer than 55 yards...had 16 of his 64 punts travel more than 50 yards...also had one for 63 yards and a season-long 72-yarder versus Jacksonville (10/26)...averaged 35.5 yards a kick in the two postseason games...punted a season-high nine times against New England (1/3), averaging 32.7 yards a kick and nailed four inside the opponent's 20-yard line.

1996: Played 12 games for Steelers after signing as a free agent...finished season with 41.0 average and 33.6 net...had average lowered by the fact 17 of his 55 punts (30 percent) were made from inside opponent's 50-yard line...opened season with six punts for 237 yards (39.5 avg.) at Jacksonville (9/1)...had his progress hampered by inguinal hernia injury in Week 3...was inactive for Games 4-7 and was replaced by Shayne Edge...had an impressive return, averaging a then career-high 50.3 yards a punt and a 42.5 net on four punts in his first game back from hernia surgery at Atlanta (10/25)...nailed a season-best four of six punts inside the 20-yard line versus Jacksonville (11/17)...punted three times, including 59-yarder for second-highest averages of 49.7 yards at Miami (11/25)...booted five punts (46.6 avg.) and season long of 61 yards versus San Diego (12/8)...had a then career-high eight punts at Carolina (12/22)...kicked at least one punt longer than 50 yards in six of the final nine games...played both postseason games...had two punts, including 59-yarder versus Indianapolis (12/29)...averaged 42.0 yards on nine punts at New England (1/5)...entered the NFL as training camp free agent with Seattle Seahawks...was released when Seattle re-signed veteran punter Rick Tuten.

1995: Played 18 games for the Baltimore Stallions of the Canadian Football League, averaging 47.7 yards with a 42.2-yard net on 118 punts...handled 57 kickoffs with an average of 58.1 yards per attempt and long kick of 69 yards...earned Southern All-Star and CFL All-Star honors...led CFL in punting average for second straight year.

1994: Played 18 games and punted 117 times for 42.9 gross average (36.9-yard net)...selected to the Eastern and CFL All-Star squads...led league in punting average.

COLLEGE: Was a two-year letterman at Arizona after transferring from junior college...averaged 40.3 yards with a 38.0 net on 119 career punts, including 44 inside the 20-yard line...punted 74 times in 1992 for a 42.7 average (41.9-yard net) and



nailed 24 kicks inside the 20...named first-team PAC 10 and first-team All-America in 1993...was a two-time All-Western State Football League pick as punter and kicker at Scottsdale Community College in Scottsdale, Arizona...graduated with degree in communications...handled both the placekicking and punting at Senior Bowl.

PERSONAL: Married to Angie (Feb. 19)...lives in Tucson, Arizona...lettered in football, basketball and track at East Brunswick High School in East Brunswick, New Jersey...earned All-State honors in football and track...played wide receiver in addition to handling placekicking and punting...played guard on basketball team and was a decathlete in track...has been pursuing acting career during offseason...Full name: Josh Miller.

MILLER'S GAME-BY-GAME STATISTICS

1999

Date	Opponent	No.	Yds.	Avg.	Long	Net		TB	FC	50+	I20
						Avg.	Blkd.				
9/12	at Cleveland	1	35	35.0	35	35.0	0	0	0	0	0
9/19	at Baltimore	9	414	46.0	53	37.6	0	1	0	4	0
9/26	SEATTLE	5	280	56.0	68	30.8	0	1	0	3	2
10/3	JACKSONVILLE	6	266	44.3	56	36.5	0	0	2	2	1
10/10	at Buffalo	6	239	39.8	48	37.8	0	0	2	0	3
10/17	at Cincinnati	7	301	43.0	58	35.9	0	0	0	2	1
10/25	ATLANTA	6	274	45.7	60	39.8	0	1	1	2	2
11/7	at San Francisco	5	209	41.8	53	36.9	0	1	0	1	2
11/14	CLEVELAND	6	240	40.0	53	32.2	0	2	1	2	2
11/21	at Tennessee	4	211	52.8	62	49.3	0	0	0	2	1
11/28	CINCINNATI	4	186	46.5	59	44.0	0	0	0	2	2
12/2	at Jacksonville	6	316	52.7	75	40.7	0	0	3	1	4
12/12	BALTIMORE	7	299	42.7	50	39.9	0	1	2	1	4
12/18	at Kansas City	5	203	40.6	50	34.0	0	0	1	1	1
12/26	CAROLINA	4	172	43.0	53	38.3	0	0	1	1	2
1/2	TENNESSEE	3	150	50.0	55	47.3	0	0	1	2	2
SEASON TOTALS		84	3,795	45.2	75	38.1	0	10	12	27	27

1998

Date	Opponent	No.	Yds.	Avg.	Long	Net		TB	FC	50+	I20
						Avg.	Blkd.				
9/6	at Baltimore	4	176	44.0	68	39.1	0	0	0	1	1
9/13	CHICAGO	8	409	51.1	60	37.0	0	2	0	4	1
9/20	at Miami	9	440	48.9	73	38.9	0	3	3	4	4
9/27	SEATTLE	5	209	41.8	55	39.2	0	1	1	1	3
10/11	at Cincinnati	2	98	49.0	57	38.9	0	0	0	1	1
10/18	BALTIMORE	6	256	42.7	54	39.5	0	1	1	3	1
10/26	at Kansas City	6	278	46.3	55	38.8	0	1	0	2	2
11/1	TENNESSEE	2	108	54.0	55	38.2	0	1	1	2	1
11/9	GREEN BAY	2	88	44.0	55	38.5	0	0	0	1	0
11/15	at Tennessee	4	152	38.0	49	38.8	0	0	2	0	4
11/22	JACKSONVILLE	7	258	36.9	48	37.9	0	0	3	0	3
11/26	at Detroit	5	221	44.2	58	37.4	0	3	1	2	1
12/6	NEW ENGLAND	5	208	41.6	58	37.6	0	0	1	2	2
12/13	at Tampa Bay	4	181	45.3	49	37.0	0	0	0	0	2
12/20	CINCINNATI	8	284	35.5	48	36.8	0	0	4	0	7
12/28	at Jacksonville	4	164	41.0	50	38.5	0	0	1	1	1
SEASON TOTALS		81	3,530	43.6	73	36.8	0	12	18	24	34



Miller's Career Single-Game Highs

Regular Season

Most Punts- 9 (Twice; Last: 9/19/99 at Baltimore)
 Most Punting Yardage- 440 (9/20/98 at Miami,
 9 punts)
 Longest Punt- 75 (12/2 at Jacksonville)
 Most 50+ Punts-4 (9/13/98 vs. Chicago, 9/20/98
 at Miami)

Postseason

Most Punts- 9 (1/3/98 vs. N.E.; 1/5/97 at N.E.)
 Most Punting Yardage- 378 (1/5/97 at N. E., 9 punts)
 Longest Punt- 59 (12/29/96 vs. Indianapolis)

MILLER'S CAREER STATISTICS

Regular Season

Punting	No.	Yds.	Avg.	Opp. Ret.	Ret.- Yds.	Net Avg.	TB	In 20	LG	Blk
1996 Pittsburgh (AFC)	55	2,256	41.0	24	248	33.6	8	17	61	0
1997 Pittsburgh (AFC)	64	2,729	42.6	23	271	35.0	11	17	72	0
1998 Pittsburgh (AFC)	81	3,530	43.6	30	310	36.8	12	34	73	0
1999 Pittsburgh (AFC)	84	<u>3,795</u>	<u>45.2</u>	<u>39</u>	<u>392</u>	<u>38.1</u>	<u>10</u>	<u>27</u>	<u>75</u>	<u>0</u>
Totals (4 years)	284	12,310	43.3	114	1,209	36.2	41	57	75	0

Postseason

Punting	No.	Yds.	Avg.	Opp. Ret.	Ret.- Yds.	Net Avg.	TB	In 20	LG	Blk
1996 Pittsburgh (AFC)	11	461	41.9	7	72	35.0	0	2	59	0
1997 Pittsburgh (AFC)	13	<u>462</u>	<u>35.5</u>	<u>5</u>	<u>43</u>	<u>32.2</u>	<u>0</u>	<u>4</u>	<u>51</u>	<u>0</u>
Totals (2 years)	24	923	38.5	12	115	33.7	0	6	59	0

CFL Totals

Punting	No.	Yds.	Avg.	Net Avg.	LG	Blk
1994 Baltimore	117	5,024	42.9	33.6	67	0
1995 Baltimore	118	<u>5,629</u>	<u>47.7</u>	<u>33.6</u>	<u>80</u>	<u>0</u>
CFL Totals (2 years)	235	10,653	45.3	33.6	80	0



MYSLINSKI

61 TOM MYSLINSKI

OFFENSIVE LINE

(pronounced MISH-lin-ski)

HEIGHT- 6-3

WEIGHT- 293

COLLEGE- Tennessee

BIRTHDATE- December 7, 1968

BIRTHPLACE- Rockway, N.Y.

HOW ACQUIRED- Unrestricted Free Agent ('00)

NFL EXPERIENCE- 9th Year

GAMES PLAYED-STARTED - '92 (2-0), '93 (2-0), '94 (4-0), '95 (9-9), '96 (8-6), '97 (16-7), '98 (4-1), '99 (10-2)

CAREER TOTALS: 55-25

STEELERS TOTALS: 24-13





PRO: Rejoined the Steelers April 12 as an unrestricted free agent from Dallas...is a solid and versatile veteran who will provide quality depth at guard and center...also is an established long-snapper...spent two seasons with the Steelers prior to signing as an unrestricted free agent with Indianapolis following the 1997 season...spent two years with Pittsburgh (1996-97), starting 13-of-24 games, and in nine of his 13 starts, Jerome Bettis topped the 100-yard rushing mark...signed with the Cowboys Sept. 22, 1999...was original fourth-round draft pick of Cowboys in 1992. **1999:** Took over at right guard when Tony Hutson suffered a sprained right knee at the end of the third quarter versus Arizona (10/3)...earned first start with Dallas at right guard for Everett McIver (hamstring) and provided key blocking for Emmitt Smith's third 100-yard rushing game of season at Philadelphia (10/10)...was active but did not play for four consecutive games...stepped into the lineup at right guard for Larry Allen in the third quarter when Allen suffered a sprained right knee versus Green Bay (11/14)...saw fourth quarter action at left guard while Solomon Page—who was subbing for an injured Allen — moved to right tackle after Erik Williams suffered a blow to the head at Arizona (11/21)...stepped in at center for Mark Stepnoski (strained calf) in the fourth quarter and was a part of Dallas' final two scoring drives versus Miami (11/25)...earned his second start of the season, his first at center, in place of Mark Stepnoski (calf strain)...moved to left guard for one series when Flozell Adams was injured (bruised knee) with Page moving to tackle at New England (12/5)...saw fourth quarter action at center for Stepnoski who left the game to rest his strained left calf versus Philadelphia (12/12). **1998:** Saw action in four games for the Colts, including a start at Buffalo (11/22)...helped Indianapolis rush for 120 yards on 27 carries, including 91 yards on 21 carries by Marshall Faulk, while filling in at right guard for the injured Tony Mandarich at the N.Y. Jets (9/20)...saw his next action at Miami (11/8), again filling in for Mandarich...saw extensive action against the Jets (11/15) for Mandarich before earning his first start in place of Mandarich at Buffalo, helping Faulk rush for 85 yards on 18 carries...helped the Colts surrender only two sacks in the four games in which he saw action...was signed by the Colts on Feb. 19. **1997:** Started seven of the 16 games he played in for Pittsburgh, helping lead the Steelers to an average of 162.7 rushing yards-per-game during his seven starts...saw reserve action against Dallas (8/31) before moving into the starting right guard spot in place of the injured Brenden Stai...helped the Steelers rushed for 222 yards on 39 carries in his first start against Washington (9/7)...also helped the team rush for 153 yards on 29 carries the next week at Jacksonville (9/22)...helped Pittsburgh run for 214 yards on 40 carries at Baltimore (10/5), while totaling 185 rushing yards on 35 carries against Indianapolis (10/12)...instrumental in Pittsburgh recording 166 rushing yards at Cincinnati (10/19)...played part in team rushing for 141 yards in Myslinski's final start of the year against Jacksonville (10/26)...helped Jerome Bettis rush for over 100 yards in his five starts, including a 164-yard effort against Indianapolis (10/12)...served as the Steelers long snapper against Baltimore (11/9), Cincinnati (11/16), at Philadelphia (11/23), at Arizona (11/30) and against Denver (12/7)...saw reserve action in two postseason contests. **1996:** Signed with Pittsburgh on April 24 after being released by Jacksonville on March 4 and before being released by the Steelers on Aug. 25...was re-signed on Aug. 27...did not play at Jacksonville (9/1) and against Baltimore (9/8)...was inactive the next four weeks...inserted into the starting lineup when right guard Stai suffered a hyper-extended left elbow at Houston (10/20) and remained there for six



games...helped lead Bettis to 126 rushing yards at Atlanta (10/27) and 129 rushing yards against St. Louis (11/3)...contributed to team rushing for 137 yards at Cincinnati (11/10) and 142 yards at Miami (11/25)...helped Bettis total four 100-yard games in Myslinski's six starts...saw reserve action at Baltimore (12/1), against San Diego (12/8) and at New England (1/5/97) in a divisional playoff game. **1995:** Started the first nine games of the season for the Jaguars after being selected by Jacksonville in the expansion draft...helped lead Jacksonville to 119 yards rushing at Cincinnati (9/10) before leading the way to 146 rushing yards at the N.Y. Jets (9/17)...contributed to the Jaguars 121-yards rushing against Chicago (10/15), including 97 yards by James Stewart...led the way to 159 rushing yards at Cleveland (10/22), including 90 yards by Vaughn Dunbar...helped Jacksonville total 138 rushing yards in Myslinski's final start of the year at Pittsburgh (10/29)...did not play in the final seven games of the season. **1994:** Spent the year with the Chicago Bears, seeing action in four games as a reserve...earned his first playing time against Minnesota (9/18)...helped Lewis Tillman rush for 96 yards and two touchdowns the following week at the N.Y. Jets (9/25)...saw action while the Bears rushed for 178 yards at Tampa Bay (11/6)...logged his last action of the season three weeks later at Arizona (11/27), helping Chicago accumulate 132 yards on the ground. **1993:** Signed with Buffalo on April 6 and was released on Aug. 30...was re-signed the next day and saw action against New England (9/5)...did not play at Dallas (9/12) or against Miami (9/26) or the N.Y. Giants (10/3) before being inactive against Houston (10/11)...was released by the Bills on Nov. 15 and signed by the Bears on Nov. 30...was inactive his first four games in Chicago before seeing action as a reserve in the season finale at the L.A. Rams (1/2/94). **1992:** Was a fourth-round draft choice (109th overall) of the Dallas Cowboys, but was released Aug. 31...was re-signed to the Cowboys practice squad Sept. 1 before being signed off the practice squad by the Cleveland Browns on Sept. 8...was inactive for three games with Cleveland before being released Oct. 9...re-signed to the Browns practice squad Oct. 14 and was released Oct. 17...signed to the Washington Redskins practice squad on Oct. 21 and was moved to the active roster on Nov. 11...saw action as a reserve at Kansas City (11/16) and against New Orleans (11/23) before being released Nov. 28.

COLLEGE: Was a four-year letterman at Tennessee, starting at left guard his last three seasons...played in the Fiesta Bowl as the starting left guard his senior season...helped the Volunteers to a second consecutive Southeastern Conference Championship and a Sugar Bowl victory as a junior...as a sophomore, helped Tennessee win the SEC Championship and defeat Arkansas in the Cotton Bowl...saw reserve action as a freshman...was a member of Tennessee's National Champion track & field team as a shot putter as a senior...ranked third in the SEC in the shot put as a junior.

PERSONAL: Married (Amy)...has two children, son Thomas Joseph III, and a daughter, Emily Jane...was a two-time state champion discus thrower at Rome (N.Y.) Free Academy...worked as an assistant strength coach at the University of Pittsburgh...Full name: Thomas Joseph Myslinski.



ORLANDINI

64 TONY ORLANDINI

GUARD

HEIGHT- 6-5

WEIGHT- 310

COLLEGE- Pittsburgh

BIRTHDATE- August 13, 1975

BIRTHPLACE- West Wyoming, Pa.

HOW ACQUIRED- Free Agent (1998)

NFL EXPERIENCE- 1st Year

GAMES PLAYED-STARTED - '98 (Practice Squad), '99 (Practice Squad)


CAREER TOTALS: 0-0



PRO: Is a big powerful offensive line prospect who spent the 1998 and '99 seasons on the practice squad...played mostly tackle in college but moved to guard for the Steelers...tore right anterior cruciate ligament during NFL Europe training camp and may miss entire 2000 season.

COLLEGE: Played an integral role in the Panthers' offensive front in 1997...was the only Panther selected to the Big East first-team All Conference squad...started every game in 1997, playing both left and right tackle...was a key reason his team led the Big East in passing yards (241.5) per game and finished third in fewest sacks allowed (24)...allowed only 1½ sacks as a senior...graded over 90 percent in 10 of 11 games and had six pancake blocks...was a two-time Big East All-Academic team selection and a Bell Atlantic Scholar Athlete honoree...named to *The Football News* Big East All-Conference team...started nine games in 1996, switching between left and right tackle...started nine of 11 games in 1995 and had a 77 percent blocking percentage while registering 39 pancake blocks...started three games in 1994...named to the 1994 Big East Football All-Academic team...majored in natural sciences.

PERSONAL: Was a first-team All-Conference and All-Scholastic selection...anchored a line that averaged 300 yards rushing per game during his senior year...won three varsity letters in football and also earned letters in wrestling and track...received the PIAA District II Scholar-Athlete Award...is the son of Roger and Connie Orlandini...has a brother and a sister...his brother, Roger, was an offensive tackle and team captain at Eastern Kentucky...Full name: Anthony John Orlandini.

**PORTER**

55 JOEY PORTER

LINEBACKER

HEIGHT– 6-2**WEIGHT**– 240**COLLEGE**– Colorado State**BIRTHDATE**– March 22, 1977**BIRTHPLACE**– Bakersfield, Calif.**HOW ACQUIRED**– Draft (3rd in 1998)**NFL EXPERIENCE**– 1st Year**GAMES PLAYED-STARTED** – '99 (16-0)**CAREER TOTALS:** 16-0

PRO: Was the defensive surprise of the season...demonstrated his big-play potential and increased his playing time over the course of the season...also excelled on special teams...finished with 15 total tackles, including 11 solo stops...also was credited with two sacks, one forced fumble and two fumble recoveries...finished the preseason as the team's leading tackler, compiling 22 total tackles, including 18 solo stops...also registered a team-high four sacks and forced a fumble. **1999:** Made his presence felt despite his limited time on defense in season opener at Cleveland (9/12)...registered his first official sack (of Tim Couch) and forced a fumble in the fourth quarter...also had one solo special-teams tackle...finished with two total tackles and one quarterback hurry in 11 plays at Baltimore (9/19)...logged 13 plays versus Seattle (9/26)...saw little action on defense but made a strong contribution on special teams against Jacksonville (10/3)...led the team with four solo special-teams tackles...played on 15 plays at Cincinnati (10/17)...was credited with one quarterback pressure and one special-teams tackle...made a big hit on special teams on kick returner Tim Dwight versus Atlanta (10/25)...finished with one solo special-teams tackle...had one special-teams tackle at San Francisco (11/7)...recorded one special-teams assist versus Cleveland (11/14)...had one special-teams assist at Tennessee (11/21)...finished with two special-teams tackles versus Cincinnati (11/28)...saw most of his action on special teams...partially deflected a punt...was credited with one solo special-teams tackle at Jacksonville (12/2)...logged his most extensive playing time because of an injury to Carlos Emmons versus Baltimore (12/12)...did not register any tackles from scrimmage...was credited with one special-teams assist...accumulated his most playing time of the season at Kansas City (12/18)...logged 16 defensive plays...finished with two total tackles and was credited with a quarterback hurry/pressure...also had one special-teams tackle...logged 28 defensive plays in win against Carolina (12/26)...finished with three total tackles, including two solo stops...also was credited three quarterback hurries/pressures...had two solo special-teams tackles... participated in 33 defensive plays versus Tennessee... finished with a season-high eight tackles, including six solo stops...also registered a sack on which he forced quarterback Neil O'Donnell to fumble, recovered the fumble and returned it 46 yards for a TD...was credited with two quarterback hurries/pressures and one special-teams tackle.

COLLEGE: Was a third-team All-America and All-Western Athletic Conference first-team selection by The Sports Network...registered 22 career sacks...recorded 53 tackles (36 solos) with eight quarterback pressures and 12 tackles for losses of 67



yards as a senior...finished third in NCAA Division 1-A with a school single-season record-tying 15 sacks for minus 63 yards...played on defensive line for the first time in 1997 after playing his first two seasons at H-back...finished with 35 tackles (23 solos) and ranked second on the team with six sacks for minus 39 yards and 16 tackles behind the line of scrimmage...timed at 4.64 in the 40-yard dash...majored in exercise & sport science.

PERSONAL: Was a two-time All-Conference selection as a wide receiver and a wingback during his senior year at Foothills (Cal.) High...led the team to a 9-2 record and a berth in the state playoffs, rushing 86 times for 1,086 yards (12.6 avg.) in his final campaign...named to the All-Section and All-State teams...lettered twice in football and basketball...son of Debra Porter and Richard Hunter...has one brother and two sisters...lives in Bakersfield, California...Full name: Joey Eugene Porter.

PORTER'S GAME-BY-GAME STATISTICS

1999		Sack/							
Date	Opponent	T	AT	TOT	YDS	INT	PD	FF	FR
9/12	at Cleveland	2	0	2	1/7	0/0	0	0	0
9/19	at Baltimore	0	0	0	0/0	0/0	0	0	0
9/26	SEATTLE	0	0	0	0/0	0/0	0	0	1
10/3	JACKSONVILLE	0	0	0	0/0	0/0	0	0	0
10/10	at Buffalo	0	0	0	0/0	0/0	0	0	0
10/17	at Cincinnati	0	0	0	0/0	0/0	0	0	0
10/25	ATLANTA	0	0	0	0/0	0/0	0	0	0
11/7	at San Francisco	0	0	0	0/0	0/0	0	0	0
11/14	CLEVELAND	0	0	0	0/0	0/0	0	0	0
11/21	at Tennessee	0	0	0	0/0	0/0	0	0	0
11/28	CINCINNATI	0	0	0	0/0	0/0	0	0	0
12/2	at Jacksonville	0	0	0	0/0	0/0	0	0	0
12/12	BALTIMORE	0	0	0	0/0	0/0	0	0	0
12/18	at Kansas City	1	1	2	0/0	0/0	0	0	0
12/26	CAROLINA	2	1	3	0/0	0/0	0	0	0
1/2	TENNESSEE	6	2	8	1/8	0/0	0	1	1
SEASON TOTALS		11	4	15	2/15	0/0	0	1	2

PORTER'S CAREER STATISTICS

Regular Season

TACKLES	Solo	AT	Tot.	Sp.T.	Sacks	FF	FR	INTERCEPTIONS	No.	Yds.	Avg.	LG	TD
1999 Pittsburgh (AFC)	11	4	15	17	2.0	2	1	1999 Pittsburgh (AFC)	0	0	0.0	—	0
NFL Totals (1 year)	11	4	15	17	2.0	2	1	NFL Totals (1 year)	0	0	0.0	—	0



POURDANESH

67 SHAR POURDANESH

TACKLE

(Pronounced pore DON ish)

HEIGHT- 6-6

WEIGHT- 312

COLLEGE- Nevada

BIRTHDATE- July 19, 1972

BIRTHPLACE- Irvine, Calif.

HOW ACQUIRED- Free Agent (1999)

NFL EXPERIENCE- 5th Year

GAMES PLAYED-STARTED - '96 (16-8), '97 (16-13), '98 (16-15). '99 (4-2)

CAREER TOTALS: 52-38

STEELERS TOTALS: 4-2




PRO: Joined the Steelers Aug. 13 in a trade with the Washington Redskins during training camp and made the team as a reserve offensive tackle...started the final two games and played quite well...saw his first extensive action in the Dec. 18 Kansas City game...started in 28 games during his last two seasons at Washington, including 17 at right tackle and 11 at left tackle...signed as a free agent by Cleveland 1993...acquired by the Redskins as a free agent March 20, 1996...was the 1994 CFL Offensive Line-man of the Year in 1994...was deactivated Friday for the first two games. **1999:** Was active for his first game of the season but did not play versus Seattle (9/26)...placed on the Friday inactive list versus Jacksonville (10/3)...was placed on the Friday inactive list for three consecutive weeks before being deactivated on game day in Monday Night game versus Atlanta (10/25)...was a Friday inactive at San Francisco (11/7)...was deactivated on game day versus Cleveland (11/14)...was deactivated on game day at Tennessee (11/21)...was deactivated on game day versus Cincinnati (11/28)...was deactivated on game day at Jacksonville (12/2)...made his first appearance in a game at Kansas City (12/18)...played most of the second half at right tackle...earned his first start as a Steeler at right tackle versus Carolina (12/26) and played well...helped pave the way for Jerome Bettis' 137-yard performance and the Steelers second-highest rushing total of the season...started his second straight game of the season versus Tennessee (1/2), facing NFL Defensive Rookie of the Year Jevon Kearse. **1998:** Played in all 16 games for the Redskins as he battled through a nagging groin injury that bothered him for most of the season...started 15 games, including 14 at right tackle and one at left tackle...started the first nine games of the season at right tackle before the groin injury kept him out of the starting lineup in Week 10 versus Philadelphia...contributed on special teams in limited action despite the injury...returned to the starting lineup against Arizona in Week 11 at left tackle as the Redskins were forced to shuffle the offensive line due to injuries...moved back to right tackle against Oakland in Week 12 where he finished the remainder of the season. **1997:** Started 13 games for the Redskins, including 10 at left tackle and three at right tackle...started at left tackle until injuries along the offensive line forced him to move to right tackle beginning in Week 9 versus the Bears...continued to play right tackle until more injuries forced another offensive shuffle and he was moved back to his original position of left tackle. **1996:** Provided the Redskins depth and versatility at



the tackle position, playing all 16 games with eight starts, including three at left tackle and five at right tackle. **1995:** Earned a repeat spot on the CFL All-Star team as a member of the Baltimore Stallions. **1994:** Was named CFL Lineman of the Year in 1994...also earned a spot on the CFL all-star team.

COLLEGE: Was named to the All-Big West Conference first team in 1992 as a senior...was a I-AA all-America first-team by the Sports Network and I-AA Sports Information Directors and third team All-Big Sky by AP as a junior...gave up only three sacks during his college career after switching from defensive tackle as a sophomore.

PERSONAL: Married (Cherie) and has two sons, Kamran and Julian...attended University High School In Irvine, CA, after his family left Iran during the Iranian revolution in 1979...was an All-League offensive lineman and was the fourth ranked heavy-weight wrestler in the state...Full name: Shahriar (pronounced Shar E are) Pourdanesh.



SCHNECK

54 MIKE SCHNECK

LONG SNAPPER

HEIGHT- 6-0

WEIGHT- 245

COLLEGE- Wisconsin

BIRTHDATE- August 4, 1977

BIRTHPLACE- Whitefish Bay, WI

HOW ACQUIRED- Undrafted Free Agent (1999)

NFL EXPERIENCE- 2nd Year

GAMES PLAYED-STARTED- '99 (16-0)


CAREER TOTALS: 16-0



PRO: Was signed as a free agent after the 1999 NFL supplemental draft in July 1999...performed superbly as the Steelers long snapper...had his original contract rescinded by the NFL, which was signed after the April draft, because he did not properly apply for the draft...was re-signed by the Steelers after going undrafted in a July supplemental draft...played for Steelers special teams coach Jay Hayes at Wisconsin. **1999:** Finished with four special-teams tackles...performed all the team's long snapping duties during the preseason...performed all the long-snapping duties in all 16 of the Steelers games...registered one unassisted special-teams tackle at Tennessee (11/21)...registered one special-teams tackle versus Carolina (12/26).

COLLEGE: Was a three-year letterman on special teams...snapped for punts and placekicks...was a key reason Wisconsin featured the first-team All-Big Ten kicker (Matt Davenport) in 1997 and 1998...had only one bad snap in his career, which came after returning from an elbow injury in 1997...was also a reserve linebacker in 1996...majored in consumer science.

PERSONAL: Was a two-time All-League linebacker at Whitefish Bay High School...was team captain and MVP during his senior year...is the son of Peter and Barbara Schneck...brother Dan was a linebacker at Wisconsin...Full name: Mike Schneck.



SCOTT

30 CHAD SCOTT

CORNERBACK

HEIGHT- 6-1

WEIGHT- 192

COLLEGE- Maryland

BIRTHDATE- September 6, 1974

BIRTHPLACE- Capitol Heights, Md.

HOW ACQUIRED- Draft (1st in 1997)

NFL EXPERIENCE- 4th Year

GAMES PLAYED-STARTED- '97 (13-9), '98 (0-0), '99 (13-12)

CAREER TOTALS: 26-21



PRO: Has developed into a quality cornerback but has been hampered by injuries...missed three games during 1999 season and the entire 1998 season because of separate knee injuries...suffered an anterior cruciate ligament tear (left knee) May 12 during a volunteer coaching session, forcing him to spend the entire 1998 campaign on injured reserve...had surgery performed on the knee May 14...had a scare during the 1999 season in the Nov. 14 Cleveland game in which he injured his other (right) knee...returned sooner than expected and missed just three complete games. **1999:** Finished with 61 total tackles, including 57 solo stops...also had one interception and seven pass defenses...is a big and quick defender at the left cornerback position...had a solid preseason despite his year-long absence...made his first appearance since the 1997 in the season-opener at Cleveland (9/12)...finished with four solo tackles...played all 65 snaps for the Steelers at Baltimore (9/19)...was credited with three total tackles, all solos...also had one pass defense...played all but three defensive snaps versus Seattle (9/26)...registered a career-high 11 total tackles (10 solos)...registered two total tackles versus Jacksonville (10/3)...also was credited with a pass defense...finished with 10 total tackles, including nine solo stops, at Buffalo (10/10)...was beaten on a 49-yard TD pass from Doug Flutie to Eric Moulds...recovered from a sub-par performance against Buffalo with solid effort at Cincinnati (10/17)...helped limit Cincinnati's high-power receivers to just 19 catches for an average of only 10.9 yards per catch...finished with five solo tackles...also had one pass defense...intercepted his first pass of the season and his first one since the Tennessee game in 1997 (12/21) in the Monday night game versus Atlanta (10/25)...returned the interception 16 yards to the Atlanta 11-yard line, setting up the Steelers only TD of the game...also was credited with seven total tackles, including six solo stops...played all 71 defensive snaps at San Francisco (11/7)...finished with five total tackles, including four solo stops...suffered a sprained (right) knee late in the first half that forced him to miss the rest of the game versus Cleveland (11/14)...had one solo tackle...missed his first game of the season because of his (right) knee injury at Tennessee (11/21)...missed his second game because of a knee injury versus Cleveland (11/28)...missed his third game because of a knee injury at Jacksonville (12/2)...returned to the lineup after missing three games due to a right knee injury versus Baltimore (12/12)...finished with two solo stops...also was credited with one pass defense...returned to the starting lineup at left cornerback at Kansas City (12/18)...played all 56 defensive snaps...finished with five total tackles and had two



pass defenses...logged all 56 defensive plays versus Carolina (12/26)...finished with four total tackles, all solos...also was credited with a quarterback hurry/pressure...played all 62 defensive snaps versus Tennessee (1/2)...registered two solo tackles and was credited with a quarterback hurry/pressure. **1997:** Earned the team's Joe Greene Award as the Rookie of the Year...was selected to the Associated Press All-Rookie team...played in 13 games and started in nine...finished the season with 47 total tackles (45 solos) and two interceptions...also had three pass defenses and a fumble recovery...started the first two games of the season at right cornerback and the final seven regular-season contests at either right or left corner...started the two postseason games at left cornerback...sprained his right ankle in the Washington game (9/7) and missed three complete games...recorded a season-high eight tackles in both the Dallas (8/31) and Philadelphia (11/23) contests...collected first career interception versus Jacksonville (10/26)...had second interception of the season at Tennessee (12/21)...led the team with eight tackles and three pass defenses against New England in the AFC playoffs.

COLLEGE: Played first two years of college career with Towson State...transferred to Maryland when Towson encountered financial problems...played 42 games with 31 starts...had 22.1-yard average on 49 career kick returns...earned first-team All-ACC honors as left cornerback...recorded 60 tackles (37 solos), three sacks and five interceptions as senior...started 10 games at left cornerback in first season with Terps...led squad with 10 deflected passes and also had three interceptions...played every game at weakside cornerback at Towson State as sophomore...led team with five interceptions and was second on the team with six pass deflections...played in 10 games for Towson State as a redshirt freshman free safety...also was the leader of kickoff coverage unit...was a kinesiological sciences major.

PERSONAL: Was a two-time team captain at Suitland High in Capitol Heights, Maryland...competed as defensive back and running back...had 74 tackles and rushed for 624 yards as senior...also lettered once in track, competing on the 4x100-meter relay team...lives in Capitol Heights, Maryland...Full name: Chad Oliver Scott.

SCOTT'S CAREER STATISTICS


Regular Season

<u>TACKLES</u>	<u>Solo</u>	<u>AT</u>	<u>Tot.</u>	<u>Sp.T.</u>	<u>Sacks</u>	<u>FF</u>	<u>FR</u>	<u>INTERCEPTIONS</u>	<u>No.</u>	<u>Yds.</u>	<u>Avg.</u>	<u>LG</u>	<u>TD</u>
1997 Pittsburgh (AFC)	45	2	47	5	0.0	0	1	1997 Pittsburgh (AFC)	2	-4	-	-	0
1998 Pittsburgh (AFC)	Injured Reserve							1998 Pittsburgh (AFC)	Injured Reserve				
1999 Pittsburgh (AFC)	57	4	61	0	0.0	0	0	1999 Pittsburgh (AFC)	1	16	16.0	16	0
NFL Totals (3 years)	102	6	108	5	0.0	0	1	NFL Totals (3 years)	3	12	4.0	16	0

Postseason

<u>TACKLES</u>	<u>Solo</u>	<u>AT</u>	<u>Tot.</u>	<u>Sp.T.</u>	<u>Sacks</u>	<u>FF</u>	<u>FR</u>	<u>INTERCEPTIONS</u>	<u>No.</u>	<u>Yds.</u>	<u>Avg.</u>	<u>LG</u>	<u>TD</u>
1997 Pittsburgh (AFC)	11	1	12	0	0.0	0	0	1997 Pittsburgh (AFC)	1	27	27	27	0
NFL Totals (1 year)	11	1	12	0	0.0	0	0	NFL Totals (1 year)	1	27	27	27	0

1999		Sack/							
Date	Opponent	T	AT	TOT	YDS	INT	PD	FF	FR
9/12	at Cleveland	4	0	4	0/0	0/0	0	0	0
9/19	at Baltimore	3	0	3	0/0	0/0	1	0	0
9/26	SEATTLE	10	1	11	0/0	0/0	0	0	0
10/3	JACKSONVILLE	20	2	0/0	0/0	1	0	0	
10/10	at Buffalo	9	1	10	0/0	0/0	0	0	0
10/17	at Cincinnati	5	0	5	0/0	0/0	1	0	0
10/25	ATLANTA	6	1	7	0/0	1/16	0	0	0
11/7	at San Francisco	4	1	5	0/0	0/0	0	0	0
11/14	CLEVELAND	1	0	1	0/0	0/0	0	0	0
11/21	at Tennessee	injured/did not play							
11/28	CINCINNATI	injured/did not play							
12/2	at Jacksonville	injured/did not play							
12/12	BALTIMORE	2	0	2	0/0	0/0	2	0	0
12/18	at Kansas City	5	0	5	0/0	0/0	2	0	0
12/26	CAROLINA	4	0	4	0/0	0/0	0	0	0
1/2	TENNESSEE	2	0	2	0/0	0/0	0	0	0
SEASON TOTALS		57	4	61	0/0	1/16	7	0	0



SHAW

82 BOBBY SHAW

WIDE RECEIVER

HEIGHT- 6-0

WEIGHT- 186

COLLEGE- California

BIRTHDATE- April 23, 1975

BIRTHPLACE- San Francisco, Calif.

HOW ACQUIRED- Free Agent (1998)

NFL EXPERIENCE- 2nd Year

GAMES PLAYED-STARTED- '98 (0-0), '99 (15-0)

CAREER TOTALS: 15-0



PRO: Signed Nov. 20, 1999 off the Seattle Seahawks' practice squad...surfaced as a versatile receiver who can also return punts and kicks...was drafted by the Seahawks with their second selection in the sixth round. **1999:** Developed into a dependable receiver and punt returner for the Steelers...finished fourth on the team with 28 receptions for 387 yards for a team-high 13.8 average and three TDs...also returned four punts for 53 yards...had an excellent preseason and earned one of the six wide receiver positions for the 1999 Steelers...caught the first three passes of his pro career in the season-opener at Cleveland (9/12)...totaled 26 receiving yards...did not have a reception at Baltimore (9/19) but made a few big plays on special teams...made a touchdown-saving tackle on a Corey Harris kickoff return...saw limited action versus Seattle (9/26) because of a sore hip suffered in the previous game at Baltimore...played mostly on special teams at Cincinnati (10/17)...was deactivated on game day for Monday contest versus Atlanta (10/25)...missed his first game of the season...was active but had no catches at San Francisco (11/7)...caught his most passes since the season-opener versus Cleveland at Tennessee game (11/21)...tied a season-high with three receptions for 38 yards, in-

cluding a long of 19 yards...scored the first touchdown of his career on a 15-yard pass from Mike Tomczak in the second quarter versus Cincinnati (11/28)...finished the game with three catches for 36 yards...tied for team lead with a career-high four receptions for 52 yards at Jacksonville (12/2)...averaged 13 yards a catch, including a career-long 21-yard reception...had another productive day despite dropping two passes against Baltimore (12/12)...finished with four receptions for 30 yards...finished with one catch for five yards against Carolina (12/26)...also fielded one punt for a fair catch...saved his best performance of the season for the last game against Tennessee (1/2)...set career highs with seven receptions for 131 yards and a TD...compiled the Steelers first and only 100-yard receiving performance of the season...also returned one punt for 17 yards. **1998:** Dressed for one game in 1998 (Oct. 20 versus Cincinnati) but did not play.

COLLEGE: Finished his career as the Golden Bears' all-time leading receiver with 180 catches for 2,731 yards...scored 27 TDs, which ranked second in school history...started in his final 2½ seasons, earning All-Pac 10 honors in his junior and senior years...also served as the team's placement holder and returned eight punts for an 8.3-yard average...majored in American studies.

PERSONAL: Was the San Francisco City Player of the Year at Galileo High School...earned All-City honors in track and also lettered in basketball...Full Name: Bobby Shaw.

Shaw's Career Single-Game Highs

Regular Season

Receptions-7 (1/2/00 vs. Tennessee)
Yards Receiving- 131 (1/2/00 vs. Tennessee)
Longest Reception- 49 (12/18/99 at Kansas City)
TDs Receiving- 1 (Last: 1/2/00 vs. Tennessee)
Punt Returns- 3 (12/18/99 at Kansas City)
Punt Return Yards- 36 (12/18/99 at Kansas City)
Longest Punt Return- 17 (1/2/00 vs. Tennessee)
Kickoff Returns- 0 (NA)
Kickoff Return Yards- 0 (NA)
Longest Kickoff Return- (NA)

SHAW'S GAME-BY-GAME STATISTICS

RECEIVING

RECEIVING

1999


DATE	OPPONENT	No.	Yds.	Avg.	Long	TD	No.	FC	Yds.	Avg.	Long	TD
9/12	at Cleveland	3	26	8.7	12	12	0	0	0	0.0	0	0
9/19	at Baltimore	0	0	0.0	0	0	0	0	0	0.0	0	0
9/26	SEATTLE	0	0	0.0	0	0	0	0	0	0.0	0	0
10/3	JACKSONVILLE	0	0	0.0	0	0	0	0	0	0.0	0	0
10/10	at Buffalo	0	0	0	0	0	0	1	0	0.0	0	0
10/17	at Cincinnati	0	0	0	0	0	0	0	0	0.0	0	0
10/25	ATLANTA	inactive/did not play										
11/7	at San Francisco	0	0	0	0	0	0	0	0	0.0	0	0
11/14	CLEVELAND	0	0	0	0	0	0	0	0	0.0	0	0
11/21	at Tennessee	3	38	12.7	19	0	0	0	0	0.0	0	0
11/28	CINCINNATI	3	36	12.0	15t	1	0	0	0	0.0	0	0
12/2	at Jacksonville	4	52	13.0	21	0	0	0	0	0.0	0	0
12/12	BALTIMORE	4	30	7.5	12	0	0	0	0	0.0	0	0
12/18	at Kansas City	3	69	23.0	49	1	3	0	36	12.0	15	0
12/26	CAROLINA	1	5	5.0	5	0	0	1	0	0.0	0	0
1/2	TENNESSEE	7	131	18.7	37	1	1	2	17	17.0	17	0
SEASON TOTALS		28	387	13.8	49	3	4	3	53	13.3	17	0



SHAW'S CAREER STATISTICS

Regular Season

RECEIVING	No.	Yds.	Avg.	LG	TD	PUNT RETURN	No.	FC	Yds.	Avg.	LG	TD
1998 Seattle/Pitt.(AFC)	0	0	0.0	--	0	1998 Seattle/Pitt. (AFC)	0	0	0	0.0	--	0
1999 Pittsburgh (AFC)	28	387	13.8	49	3	1999 Pittsburgh (AFC)	4	3	53	13.3	17	0
NFL Totals (2 years)	28	387	13.8	49	3	NFL Totals (2 years)	4	3	53	13.3	17	0



SHIELDS

47 SCOTT SHIELDS

FREE SAFETY

HEIGHT- 6-4

WEIGHT- 228

COLLEGE- Weber State

BIRTHDATE- March 29, 1976

BIRTHPLACE- San Diego, Calif.

HOW ACQUIRED- Draft (2nd in 1999)

NFL EXPERIENCE- 2nd Year

GAMES PLAYED-STARTED- '99 (16-1)

CAREER TOTALS: 16-1



PRO: Is a versatile athlete who is a hard-hitter and a reliable tackler...possesses the speed of a cornerback and the size of a linebacker...gave the Steelers secondary a unique blend of quickness and size that the team has not had in some time.

1999: Started one game at free safety but was a regular in the Steelers nickel and dime packages...also was a special-teams standout...finished with 25 total tackles, including 16 solo stops...tied Dewayne Washington for the team lead with four interceptions...also was credited with a sack, six pass defenses and a forced fumble...recorded 17 special-teams tackles, including eight solo stops...performed well during the preseason and challenged Travis Davis for the starting free safety position...finished the preseason with 10 total tackles (nine solos)...also forced one fumble...made a memorable debut, collecting his first career interception (off Tim Couch), in the season-opener at Cleveland (9/12)...returned it 12 yards...also had one pass defense and one special-teams assist...was forced into action because of ankle injuries to Lee Flowers and Chris Oldham at Baltimore (9/19)...also was solid on special teams...played on 43 plays...was credited with one tackle, one pass defense and one special-teams tackle...made his first start as a pro versus Seattle (9/26)...started at free safety for Travis Davis, who moved to strong safety to replace the injured Lee Flowers...played all 66 snaps...was credited with seven total tackles (five solos)...played only on special teams versus Jacksonville (10/3)...played only on special teams at Buffalo (10/10)...logged 22 plays at Cincinnati (10/17)...was credited with two tackles...also had two special-teams tackles...registered one tackle and a quarterback hurry/pressure in Monday Night game versus Atlanta (10/25)...also had two special teams tackles...collected his second interception of the season at San Francisco (11/7)...returned it 25 yards...also had two solo tackles and one special-teams stop...collected his third interception of the season versus Cleveland (11/



28), tying Dewayne Washington for the team lead...also was credited with one assist...logged 13 defensive plays at Tennessee (11/21)...registered one solo tackle...also was credited with one special-teams stop...played almost the entire second half at free safety for Travis Davis versus Cincinnati (11/28)...finished with three total tackles, including two solo stops...logged 18 plays at Jacksonville (12/2)...finished with two total tackles...also was credited with one solo special-teams tackle...recorded two total tackles versus Baltimore (12/12)...also had his first career sack on which he forced a fumble by Tony Banks...had one tackle in 10 plays at Kansas City (12/18)...also was credited with two special-teams tackles...collected his fourth interception of the season in the fourth quarter to help secure the Steelers victory versus Carolina (12/26)...returned the pick 23 yards...logged 24 defensive plays...finished with one solo tackle...also had one special-teams stop...logged 10 defensive plays versus Tennessee (1/2)...registered one tackle and a pass defense...also had one special-teams tackle.

COLLEGE: Was a first-team All-America selection and recipient of The Career Achievement Award by The Sports Network...handled placekicking and punting duties for Weber State...was a first-team All-Big Sky Conference selection as a safety, and the Big Sky Defensive Player of the Year...earned second-team All-Big Sky honors as a placekicker and punter...set school career records with 23 interceptions, 277 interception return yards, 67 field goals made (third in Big Sky history), 312 points kicking, 157 punts and 37 punts downed inside the 20-yard line...recorded 97 tackles (42 solos) and intercepted six passes as a senior...made all 23 PATs and converted 16-of-23 field goal attempts...punted 61 times for 2,597 yards (42.3 avg.)...had 13 punts for 50 yards or longer and 21 punts downed inside the 20-yard line in 1998...was a first-team Associated Press and American Football Coaches Association All-America selection as an all-purpose player in 1997...recorded a career-high 99 tackles and had seven interceptions, deflected nine passes and forced two fumbles during his junior year...returned two interceptions for touchdowns...recorded 73 tackles and set a school single-season record with 10 interceptions in 1996...earned Academic All-Big Sky honors all four years...bench pressed 225 pounds 23 times...has run a 4.55 40-yard dash...technical sales major.

PERSONAL: Was an All-Metro Conference and All-CIF selection at Bonita Vista (San Diego, Cal.) High...competed as a defensive back, placekicker and punter...has seven interceptions as a senior...also had seven PATs in one game and set a school record with a 61-yard punt that year...Full name: Scott Paul Shields.

SHIELDS' CAREER STATISTICS

Regular Season


TACKLES	Solo	AT	Tot.	Sp.T.	Sacks	FF	FR	INTERCEPTIONS	No.	Yds.	Avg.	LG	TD
1999 Pittsburgh (AFC)	16	9	25	17	1.0	1	0	1999 Pittsburgh (AFC)	4*	75	18.8	25	0
NFL Totals (1 year)	16	9	25	17	1.0	1	0	NFL Totals (1 year)	4	75	18.8	25	0

*Tied Team Lead



SHIELDS' GAME-BY-GAME STATISTICS

1999		Sack/							
Date	Opponent	T	AT	TOT	YDS	INT	PD	FF	FR
9/12	at Cleveland	0	0	0	0/0	1/12	1	0	0
9/19	at Baltimore	0	1	1	0/0	0/0	1	0	0
9/26	SEATTLE	5	2	7	0/0	0/0	0	0	0
10/3	JACKSONVILLE	0	0	0	0/0	0/0	0	0	0
10/10	at Buffalo	0	0	0	0/0	0/0	0	0	0
10/17	at Cincinnati	1	1	2	0/0	0/0	0	0	0
10/25	ATLANTA	1	0	1	0/0	0/0	1	0	0
11/7	at San Francisco	1	1	2	0/0	1/25	0	0	0
11/14	CLEVELAND	0	1	1	0/0	1/15	0	0	0
11/21	at Tennessee	1	0	1	0/0	0/0	0	0	0
11/28	CINCINNATI	2	1	3	0/0	0/0	0	0	0
12/2	at Jacksonville	2	0	2	0/0	0/0	0	0	0
12/12	BALTIMORE	1	1	2	1/10	0/0	0	1	0
12/18	at Kansas City	1	0	1	0/0	0/0	0	0	0
12/26	CAROLINA	1	0	1	0/0	1/23	0	0	0
1/2	TENNESSEE	0	1	1	0/0	0/0	1	0	0
SEASON TOTALS		16	9	25	1/10	4/75	4	1	0



SIMMONS

23 JASON SIMMONS CORNERBACK

HEIGHT- 5-8

WEIGHT- 186

COLLEGE- Arizona State

BIRTHDATE- March 30, 1976

BIRTHPLACE- Ingelwood, Calif.

HOW ACQUIRED- Draft (5th in 1998)

NFL EXPERIENCE- 3rd Year

GAMES PLAYED-STARTED- '98 (6-0), '99 (16-0)

CAREER TOTALS: 22-0



PRO: Returns for his third season...has blossomed into a solid special-teams player and reserve cornerback...was one of nine rookies to make the team in 1998.

1999: Once again secured a roster spot as a reserve cornerback...had an excellent season on special teams...finished the season with five total tackles and one pass defense...tied for third on the team with 17 special-teams tackles...also forced a fumble and recovered one on special teams...had an active preseason, registering 17 total tackles (14 solos)...also was credited with two solo special-teams tackles...saw most of his playing time on special teams in season-opener at Cleveland (9/12)...had one solo special-teams tackle...logged 16 plays at Baltimore (9/19)...registered two total tackles and a quarterback hurry...also was credited with four special-teams tackles (one solo and three assisted)...saw most of his action on special teams versus Seattle (9/26)...played mostly on special teams versus Jacksonville (10/3)...logged 14 snaps at Buffalo (10/10)...was credited with two special-teams tackles...played on 15 snaps



in Monday Night game versus Atlanta (10/25)...was credited with two assists...also had two special-teams tackles...had one special-teams assist at San Francisco (11/7)...was pressed into more active duty because of the injuries to Chad Scott and Deshea Townsend versus Cleveland (11/14)...played on 33 plays...finished with one solo tackle...saw considerably more action on defense because of the injury to Chad Scott at Tennessee (11/21)...logged 29 defensive plays...was credited with one quarterback hurry/pressure...had a big game on special-teams at Jacksonville (11/28)...downed two punts inside the 10-yard line...had one solo special-teams tackle versus Baltimore (12/12)...finished with two solo special-teams tackles versus Carolina (12/26). **1998:** Registered 12 total tackles (all solos) and five special-teams stops...also was credited with one pass defense and a forced fumble...finished the preseason with 10 tackles...made an impressive rookie debut in the season-opener at Baltimore (9/6)...played in the Steelers dime packages and registered seven solo tackles...also registered two tackles on special teams...registered two tackles versus Chicago (9/13)...played in 11 plays and registered one total tackle at Miami (9/20)...recorded one special-teams assist...had another solid game versus Seattle (9/27)...finished with one tackle and one special-teams tackle...also was credited with a quarterback hurry...forced a Seahawks fumble that set up the Steelers first score of the game, a 33-yard field goal...logged most of his playing time on special teams and in the Steelers pass prevent defense at Cincinnati (10/11)...suffered a fractured left hand on the Steelers final kickoff of the game...had one tackle and one special-teams tackle...was deactivated Friday for three consecutive weeks because of a fractured hand...dressed and played for the first time in six games at Jacksonville (12/28).

COLLEGE: Was a 1997 All-Pac 10 second-team choice...served as one of five team captains...started 10 games at left cornerback and posted 41 tackles (36 solos) with 10 pass defenses and three interceptions...recorded eight solo hits with a pair of pass defenses against Washington State...registered five solo tackles with an interception and two pass break-ups against California...received All-Pac 10 honorable mention honors as a junior...started every game at right cornerback...recorded 43 tackles (39 solos) with an interception and nine pass defenses...had eight tackles in win against Nebraska...recorded six solo tackles and an interception in 42-34 victory against UCLA...recorded 62 tackles and two interceptions to earn All-Pac 10 honorable mention honors as a sophomore in 1995...started 10 games at right cornerback...made 12 tackles (eight solos) against Stanford...played in every game as a freshman...majored in political science.


PERSONAL: Was a Cal-Hi Sports All-Division III, California Sports All-State honorable mention and two-time All-Bay League choice...was voted *Long Beach Press-Telegram* "Best of the West" honorable mention as a cornerback and quarterback at Leuzinger (Lawndale, Cal.) High...earned team MVP honors after throwing for 950 yards with 10 touchdowns, rushing for 713 yards (8.3 avg.), including eight TDs...recorded 68 tackles with four interceptions and six pass break-ups in his final year...lettered four times in track...competed in 4x100-meter relay, where he earned All-State first-team honors...Full name: Jason Lawrence Simmons.



SIMMONS' CAREER STATISTICS

Regular Season

TACKLES	Solo	AT	Tot.	Sp.T.	Sacks	FF	FR	INTERCEPTIONS	No.	Yds.	Avg.	LG	TD
1998 Pittsburgh (AFC)	12	0	12	5	0.0	1	0	1998 Pittsburgh (AFC)	0	0	0.0	-	0
1999 Pittsburgh (AFC)	2	3	5	17	0.0	0	0	1999 Pittsburgh (AFC)	0	0	0.0	-	0
NFL Totals (2 years)	14	3	17	22	0.0	1	0	NFL Totals (2 years)	0	0	0.0	-	0



SMITH

91 AARON SMITH

DEFENSIVE END

HEIGHT- 6-5

WEIGHT- 281

COLLEGE- Northern Colorado

BIRTHDATE- April 9, 1976

BIRTHPLACE- Colorado Springs, Colo.

HOW ACQUIRED- Draft (4th in 1999)

NFL EXPERIENCE- 2nd Year

GAMES PLAYED-STARTED- '99 (6-0)

CAREER TOTALS: 6-0



PRO: Is a promising defensive line prospect who will be expected to contribute in 2000. **1999:** Finished the season with one assist in his limited playing time...was a late arrival (four days) to training camp because of contract negotiations... had his best game in the preseason finale, recording two tackles and a half a sack...also forced a fumble in that contest...was deactivated Sunday for the third straight week...dressed for his first game as a pro versus Jacksonville (10/3)...did not play...logged his most playing time of the season in Monday Night game versus Atlanta (10/25)...played six downs...played his most action of the season at San Francisco (11/7), logging nine plays...was deactivated on game day at Jacksonville (12/2)...accumulated his most playing time of the season, logging six plays versus Tennessee (1/2)...recorded his only tackle of the season...also had one pass defense.

COLLEGE: Was a consensus Division II first-team All-America selection...was an All-North Conference first-team pick and voted conference's Most Valuable Defensive Lineman...holds Northern Colorado's career record with 44 sacks...was team captain for the second straight year in 1998...totaled 63 stops (39 solos), 22 tackles behind the line of scrimmage and 11½ sacks...registered a season-high 10 tackles (seven solos) against South Dakota, causing one fumble and recording three sacks and seven tackles for losses...was a Daktronics and Burger King/American Football Coaches Association first-team All-America choice in 1997...recorded 57 tackles (30 solos), including 15½ sacks and 17 tackles for losses...was voted All-NCC honorable mention as a sophomore in 1996...recorded 55 tackles (27 solos) with nine sacks and 17 stops behind the line of scrimmage...moved into the starting lineup and recorded 45 tackles (29 solos) with eight sacks and 11 tackles for losses in 1995 after redshirting




as a freshman...majored in political science.

PERSONAL: Was a consensus All-State selection at Sierra (Colorado Springs, CO.) High...also lettered in basketball...was a two-time All-Conference choice in both sports...Full name: Aaron Douglas Smith.

SMITH'S CAREER STATISTICS

Regular Season

<u>TACKLES</u>	<u>Solo</u>	<u>AT</u>	<u>Tot.</u>	<u>Sp.T.</u>	<u>Sacks</u>	<u>FF</u>	<u>FR</u>
1999 Pittsburgh (AFC)	0	1	1	0	0.0	0	0
NFL Totals (1 year)	0	1	1	0	0.0	0	0



STAAT

94 JEREMY STAAT

DEFENSIVE LINE

HEIGHT— 6-5

WEIGHT— 300

COLLEGE— Arizona State

BIRTHDATE— October 10, 1976

BIRTHPLACE— Bakersfield, Calif.

HOW ACQUIRED— Draft (2nd in 1998)

NFL EXPERIENCE— 3rd Year

GAMES PLAYED-STARTED— '98 (6-0), '99 (16-2)

CAREER TOTALS: 22-2



PRO: Is a big, physical defensive lineman who could play inside or out...accumulated some valuable game experience last year because of the injuries to Joel Steed. **1999:** Developed into a solid reserve at nose tackle...had his most significant playing time the final two games of the season...started the Steelers final two games for the injured Joel Steed...finished with 14 total tackles, including 11 solo stops...also had one tackle for a loss and a pass defense...played mostly in the final quarter in the season-opener at Cleveland (9/12)...was credited with one tackle. ...had seven plays at Baltimore (9/19)...was credited with one quarterback pressure...registered four total tackles, all solos, versus Seattle (9/26)...logged six plays versus Jacksonville (10/3)...did not record any tackles...participated in 11 plays at Buffalo (10/10)...logged five plays at Cincinnati (10/17)...logged 11 plays in Monday Night game versus Atlanta (10/25)...logged 10 plays at San Francisco (11/7)...was credited with eight plays at Tennessee (11/21)...registered two solo tackles...was credited with two total tackles versus Cincinnati (11/28)...logged 19



plays at Jacksonville (12/2)...was credited with one assist and one quarterback hurry/pressure...played but did not record any tackles versus Baltimore (12/12)...accumulated his most playing time of the season due to injuries to Nolan Harrison and Joel Steed at Kansas City (12/18)...logged a season-high 34 plays...was credited with two total tackles...made the first start of his career versus Carolina (12/26)...logged 33 plays...was credited with two quarterback hurries/pressures...logged 51 plays versus Tennessee (1/2)...registered three total tackles (two solos)...also had a pass defense. **1998:** Was a Saturday inactive for the first two games of the season...dressed for the Steelers ensuing three games but did not play...had his first action of the season versus Baltimore (10/18)...logged seven plays...did not record any tackles...logged his most playing time of the season versus Tennessee (11/1)...was credited with 10 plays...did not record any tackles...had two plays at Tennessee...was active for the Tampa Bay game (12/13) but did not play...played in the season-finale at Jacksonville (12/28) but recorded no tackles.


COLLEGE: Selected as a first-team All-American in 1997 by the Football Writers Association and the *Poor Man's Guide to the NFL Draft*...was an All-Pac 10 Conference second-team choice...was ASU's first defensive lineman and the third player in school history (joining Randall McDaniel and Danny Villa) to earn The Morris Trophy, presented annually to the conference's top lineman...recorded 62 tackles (31 solos) with 9½ sacks for minus 63 yards and 20 tackles for losses of 87 yards from the right tackle position...collected 10 tackles, an assisted sack and a pass break-up versus Brigham Young...made eight solo tackles including three sacks for losses of 10 yards in victory against Oregon...concluded his career with six tackles, including three sacks for minus-23 yards versus Iowa in the Sun Bowl...played every game as a reserve right defensive tackle in 1996...made 22 tackles (eight solos) as a junior...lettered twice at Bakersfield (Cal.) Community College...lined up at offensive tackle in 1995...earned All-Western States Conference honorable mention as a blocking tight end in 1994...competed in track and field, and became the first person in the history of the Southern California Meet of Champions to win three events in the same year (shot put, discus and hammer) in 1995...majored in elementary education.

PERSONAL: Was an All-Area & All-South Yosemite League first-team selection during his four-year football career at Bakersfield (Cal.) High...was named the league's and The Bakersfield Californian's Lineman of the Year as a senior...lettered three times in track, earning All-Area, All-League and Athlete of the Year honors from The Bakersfield Californian...is one of three children of Janet and Harold Staat...Full name: Jeremy Ray Staat.

STAAT'S CAREER STATISTICS

Regular Season

TACKLES	Solo	AT	Tot.	Sp.	T.Sacks	FF	FR
1998 Pittsburgh (AFC)	1	0	0	0	0.0	0	0
1999 Pittsburgh (AFC)	11	3	14	0	0.0	0	0
NFL Totals (2 years)	12	3	15	0	0.0	0	0



STEWART

10 KORDELL STEWART

QUARTERBACK

HEIGHT- 6-1

WEIGHT- 211

COLLEGE- Colorado

BIRTHDATE- October 16, 1972

BIRTHPLACE- New Orleans, La.

HOW ACQUIRED- Draft (2nd in 1995)

NFL EXPERIENCE- 5th Year

GAMES PLAYED-STARTED- '95 (10-2), '96 (16-2), '97 (16-16), '98 (16-16), '99 (16-12)

CAREER TOTALS: 74-48



PRO: Had his second consecutive ineffective season and served as a wide receiver for the final four games in 1999...is expected to challenge for the starting quarterback position in 2000...has the athletic ability to be one of the most exciting and versatile quarterbacks in the NFL...was given the nickname "Slash" by Head Coach Bill Cowher in his rookie season because of Stewart's ability to play quarterback, wide receiver and running back...perfected Steelers option play and even punted during rookie debut...continued to dazzle in second season, setting NFL record for longest TD run by quarterback (80 yards)...has moved into seventh place on the Steelers all-time passing list in just three seasons as a starting quarterback, amassing 7,204 yards...surpassed 1,000-career rushing yards...currently ranks 20th on the Steelers all-time rushing yardage list with 1,397 yards. **1999:** Completed 160-of-275 passes (58.2 percent) for 1,464 yards and six TDs for the season...threw 10 interceptions and produced a quarterback rating of 64.9...also rushed for 258 yards on 56 carries for a 4.6-yard average...scored two rushing TDs and one receiving...collected nine receptions for 113 yards, 12.6 yards a reception...operated the offense to near perfection in the season-opener at Cleveland (9/12) and seemingly regained his form of 1997 when he was both a running and throwing threat...ran and threw for a touchdown for the 10th time during his Steelers career (the team is 9-1 when he achieves that)...completed 15-of-23 passes for 173 yards and one TD without an interception...also rushed six times for 33 yards, a 5.5-yard average...connected on a 42-yard pass to Hines Ward...continued to be a force as both a passer and runner at Baltimore (9/19)...led the team with 51 yards on eight carries...also scored his second rushing TD of the season...completed 18-of-27 passes for 138 yards...compiled a passer rating of 78.9...went a second straight game without an interception...had his first sub-par performance of the season and was replaced in the second half by Mike Tomczak versus Seattle (9/26)...competed 7-of-14 passes for 61 yards and threw three interceptions...compiled a quarterback rating of just 22.3...rushed twice for three yards...struggled in the first half versus Jacksonville (10/3) but rebounded with a good second half...completed 15-of-32 passes for 126 yards with one interception...compiled a 44.5 passer rating...also rushed for 41 yards on six carries, 6.8 yards a carry...produced one of his best games of the season at Buffalo (10/10)...completed 21-of-29 passes (72.4 percent) for 216 yards, his first 200-yard performance since last year's New England game (12/6/98)...threw two TD passes, the first time he threw multiple touchdowns in a game since Tennessee



(11/15/98)...also had one interception...rushed three times for 11 yards...performed effectively and committed no turnovers at Cincinnati (10/17)...completed 17-of-29 passes (.586) for 134 yards...had another efficient game in Monday Night game versus Atlanta (10/25)...completed 13-of-21 passes for 137 yards and one touchdown without an interception...also ran for 37 yards on 10 carries...compiled a passer rating of 94.7...started strongly in the game and finished with a solid performance at San Francisco (11/7)...completed his first six passes of the game and led the Steelers on two straight scoring drives on their first two possessions...completed 15-of-26 passes for 139 yards and one touchdown...extended his streak of consecutive games without an interception to three...also rushed for eight yards on three carries...committed his first turnover in more than three games versus Cincinnati (11/14)...completed 15-of-32 passes for 137 yards and two interceptions...had a solid day running, finishing with 52 yards on six carries for an 8.7-yard-per-carry average...completed 18-of-30 passes for 177 yards and one TD at Tennessee (11/21)...threw one interception at the end of the game...was sacked five times for 16 yards...compiled a passer rating of 73.9...also rushed three times for 14 yards...was replaced early in the second quarter by Mike Tomczak after throwing his second interception of the game versus Cincinnati (11/28)...completed 5-of-11 passes for 36 yards with two interceptions...played exclusively at receiver for the first time since 1996 at Jacksonville (12/2)...caught three passes for 21 yards...had another productive day at receiver versus Baltimore (12/12)...finished with four receptions for 71 yards, including a long of 28 yards...also scored on an 11-yard TD pass from Mike Tomczak for the Steelers final score...completed his only pass of the game for no gain...caught two passes for 21 yards, including a long of 13, at Kansas City (12/18)...also ran once—on the first offensive play—for five yards. **1998:** Threw for a career-high 252 completions but his overall production was down from the previous year...finished with a 62.9 quarterback rating, completing 252-of-458 passes for 2,560 yards, 11 touchdowns and 18 interceptions...also rushed for 406 yards on 81 carries, a 5.0-yard average, and two TDs...caught one pass from Hines Ward for 17 yards...completed 14-of-27 passes for 173 yards and one TD with two interceptions in the season-opener at Baltimore (9/6)...scored first touchdown of the game on a one-yard run, the eighth game of his career with at least one rushing touchdown and one passing touchdown (Steelers are 7-1 when he has done that)...threw passes to 10 different receivers...completed 17-of-30 passes for 137 yards and one TD against Chicago (9/13)...had one interception...completed 11-of-35 passes for 82 yards with three interceptions at Miami (9/20)...rushed for 17 yards on two carries...had one of his better games of the early season versus Seattle (9/27), completing 16-of-25 passes for 108 yards without an interception...also ran for a then season-high 22 yards on 11 carries...produced his best game of the early season at Cincinnati (10/11)...rushed for a career-high 103 yards on seven carries, including a long of 56, which was the first 100-yard rushing effort by an NFL quarterback since Stewart's 102 yards Dec. 22, 1996 versus Carolina...completed 13-of-22 passes for 151 yards...did not throw an interception for the second consecutive week...compiled his highest passing yardage to that point of the season, totaling 196 yards on 12-of-27 attempts versus Baltimore (10/18)...had his longest pass of the season, a 55-yard TD strike to Charles Johnson that was his first touchdown pass in 13 quarters...had one interception snapping his string of two consecutive games without a pick...also rushed for 18 yards on six carries...unleashed his "Slash" personality and did a little bit of everything for the Steelers offense at Kansas City (10/26)...had a



solid passing day even though he threw for just 82 yards...did not throw an interception for the third game of the season...completed 11-of-22 passes for 82 yards with one TD...also caught a pass (from Hines Ward) for 17 yards and a first down early in the third quarter, his first reception since Dec. 15, 1996 versus San Francisco...also rushed five times for 14 yards...produced his finest statistical performance of the season versus Tennessee (11/1), passing for a then season-high 230 yards and two TDs...had three interceptions that otherwise ruined a pretty productive day...completed a season-high 71.9 percent of his passes (23-32)...recorded his 10th 200-yard passing effort as a starting quarterback...had his biggest game of the year Monday Night versus Green Bay (11/9), throwing for a season-high 231 yards with one TD and no interceptions...produced his fourth game without an interception...compiled a 117.8 quarterback rating, his highest mark of the season by more than 30 points...also rushed for 39 yards on five carries for a 7.8-yard average and one TD...scored from a yard away on a quarterback sneak with 21 seconds remaining in the fourth quarter to give the Steelers a 14-0 lead...produced another strong game at Tennessee (11/15), completing 22-of-28 passes for 239 yards with two TDs...had his fifth game without an interception...compiled a quarterback rating of 126.0...also rushed for 28 yards on nine carries, including a long run of 17 yards...extended to four his string of consecutive games without an interception against Jacksonville (11/22)...performed superbly compiling a 93.3 passer rating...completed 25-of-36 passes (.694) for 208 yards and one TD...also rushed for 26 yards on four carries...moved into 25th place on the Steelers all-time rushing list with 1,029 yards...completed 21-of-36 passes (58.3 percent) for 225 yards, one TD and one interception at Detroit (11/26)...compiled a quarterback rating of 74.4...threw his first interception in 110 attempts, dating back to the Nov. 1 Tennessee contest...also rushed for 22 yards on four carries...threw for 200 or more yards for the sixth straight game against New England (12/6), finishing with 206 yards...completed 21-of-45 passes with two interceptions and no TDs...was sacked three times for 11 yards...completed the game without a rushing attempt, the first time in 31 games as the Steelers starting quarterback he did not have a rushing attempt in a game...had his streak of six straight 200-yard performances snapped in one of his most ineffective days of the season at Tampa Bay (12/13)...threw three interceptions and completed just nine-of-21 pass attempts for 88 yards...was replaced by Mike Tomczak for two offensive series in the second half but returned to finish the game...was replaced in the second half by Mike Tomczak versus Cincinnati (12/20)...completed 5-of-13 passes for just 30 yards in the first half...also ran once for eight yards...completed 17-of-37 passes for 174 yards with two interceptions in the season-finale at Jacksonville (12/28)...also ran for 66 yards on 10 carries, his second-highest rushing total of the season. **1997:** Started in all 16 regular-season and both postseason contests...had an outstanding first season, becoming only the fourth player in Steelers history to surpass 3,000 passing yards...was selected as an alternate to the Pro Bowl...finished the season with 3,020 passing yards...completed 236-of-440 pass attempts for 21 touchdowns and 17 interceptions for a 75.2 pass rating...also was the team's second-leading rusher, gaining 476 yards on 88 carries...had a long run of 74 yards versus Baltimore (10/5), which is the third-longest TD run by a quarterback in NFL history...established a Steelers team record for touchdowns by a quarterback (11), set by Terry Bradshaw in 1972, that also ranks second on NFL's single-season list (New England's Steve Grogan, 12 in 1976)...became the first quarterback in the NFL to throw 20 or more TD passes and rush for 10 or more TDs...set an NFL mark as the only player to have two games with at least two rushing TDs and three passing TDs in a game...had the



longest postseason touchdown run in team history with his 40-yard sprint against New England (1/3) that was also the longest rush of his postseason career and the third playoff rushing TD...set personal postseason highs for passing attempts (36) and yards (201) against Denver in the AFC Championship game...accounted for all five of Steelers touchdowns in two games—at Baltimore (10/5) and against Denver (12/7)...had a career-high 317 passing yards on 25-of-42 passing with two TDs versus Jacksonville (10/25)...also threw a game-winning 17-yard TD pass to Jerome Bettis in the game...completed 18-of-28 passes for 246 yards and three touchdowns and an additional two rushing touchdowns at Baltimore (10/5)...passed for 201 yards on 18-of-36 passing and ran for 44 yards on three carries, including a 33-yard TD burst versus Denver (1/11) in the AFC Championship game...missed the second half of the Indianapolis game (10/12) after suffering a concussion. **1996:** Voted as an alternate to Pro Bowl and also selected to the All-(John) Madden Team...threw 30 passes...caught 17 passes for 293 yards and three TDs...had 39 rushes for 171 yards and five TDs...teamed with Mike Tomczak for 48-yard pass reception on third-down play versus Buffalo (9/16)...led the team with four catches for 40 yards, including a 16-yard TD versus Houston (9/29)...contributed a 31-yard reception on a third-down play at Kansas City (10/7)...collected his third career TD catch (32 yards) versus Cincinnati (10/13)...scored two rushing TDs against the Rams (11/3)...added his fourth rushing touchdown at Miami (11/25)...played 2½ quarters at quarterback at Carolina (12/22)...exploded for an 80-yard TD run, the longest scoring run by a quarterback in NFL history and the fourth-longest run from scrimmage in Steelers history...completed 8-of-21 passes for 77 yards and added 102 yards rushing, the first 100-yard rushing game of his career and first ever by a Steelers quarterback...played most of fourth quarter at quarterback versus Indianapolis (12/29) and guided the team to two scores (31-yard run by Jon Witman and a three-yard TD run)...had two TDs in that game. **1995:** Named Steelers Rookie of the Year...converted 30 first downs (14 rushing, 13 receiving, and 3 passing), including the postseason...played 30 snaps at quarterback counting postseason...was inactive for first five games of season...was on 45-man roster for Game 6 at Jacksonville (10/8) but did not play...entered first NFL game versus Cincinnati (10/19) as fifth wide receiver but did not touch ball...played as an option quarterback versus Jacksonville (10/29)...recorded first two NFL carries for 16 yards (one for a first down)...caught first NFL reception, a 27-yarder and added one rush for two yards to convert two first downs...threw first NFL pass for a two-yard TD to Ernie Mills in Monday Night Cleveland game (11/13)...touched the ball five times in Cleveland game that resulted in four first downs...made the highlight reels and record books when he hauled in 71-yard TD catch from Neil O'Donnell at Cincinnati (11/19), the longest pass play for the Steelers in 1995 and the second-longest quarterback-to-quarterback pass play (Terry Bradshaw connected with Mark Malone in 1981 for an 90-yard play) in team history...had a season-high 86 yards and also ran for successful two-point conversion...was 2-for-2 passing for 17 yards at Cleveland (11/26)...led Steelers on five-play, 64-yard drive that included season-long pass of 32 yards to Yancey Thigpen and ended with Stewart rushing for 22-yard TD versus New England (12/16)...completed 2-of-3 passes for 41 yards and rushed for personal-highs of 25 yards on four carries...broke four tackles on a 22-yard run for his first career rushing TD...became only seventh player in the '90s to score a passing, rushing and receiving touchdown in the same season...finished the regular season with season-high six catches for 42 yards...played every playoff game...carried one time for five



yards and had two receptions for 27 yards versus Buffalo (1/6)...also lined up in shotgun and made quick punt on fourth down for a 41-yard touchback...caught a five-yard pass from O'Donnell to give Steelers 10-6 halftime advantage in AFC Championship game (1/14)...lined up at wide receiver in Super Bowl XXX versus Dallas (1/28)...was the 60th player drafted overall and highest quarterback drafted by the Steelers since they selected Mark Malone in the first round in 1980.

COLLEGE: Holds Colorado's all-time passing records with 456 completions on 785 attempts (58.1 percent) for 6,481 yards and 33 TDs...set a school career-record with 7,770 yards in total offense...also holds school's all-time records for average yards per completion (13.8), yards in total offense per game (235.5) and yards per offensive play (6.36)...threw for 300 yards in a game for a school-record six times and had only 2.4 percent of his passes intercepted...was a second-team All-America selection by the Associated Press during senior season...captured the Big Eight Conference quarterback efficiency rating title by completing 147-of-237 passes (62.0 percent) for 2,071 yards and 10 TDs...finished second on the team in rushing with 639 yards on 122 carries (5.2 avg.) and seven TDs...threw the "Hail Mary" pass to Michael Westbrook in end zone on final play of Michigan game for a 64-yard score that gave the Buffs a 27-26 win with six seconds left...led the Big Eight and ranked eighth in the nation in total offense, averaging 256.6-yards per game...ranked second in the Big Eight with 206.6-yards per game passing average...broke own school records with 157 completions, 294 pass attempts for 2,299 yards and 11 TDs...established total offense mark of 2,823 yards, including four games with more than 300 yards in total offense...was third on the team with 524 yards rushing on 102 carries and six TDs...had two 300-yard passing games...started in eight of the nine games he played as a sophomore...suffered fractured wrist...gained 2,109 yards and 12 TDs...was 151-of-252 passing (59.9 percent)...set single-season records for completions, attempts and yards...completed 21-of-36 passes for 409 yards and four TDs in his first career start...played two games as freshman and rushed 18 times for 144 yards...majored in communications.

PERSONAL: Single...lives in Pittsburgh...attended John Ehret High in Marrero, La. ...named the New Orleans Player of Year and Louisiana MVP...completed 51-of-109 passes for 942 yards and 17 TDs with only four interceptions during his senior year...added 943 yards rushing for 23 more TDs...passed for 1,645 yards and 19 TDs and rushed for 522 yards and 10 TDs as a junior...Full name: Kordell Stewart.

Stewart's Career Single-Game Highs

Regular Season

Pass Attempts- 48 (12/13/97 at New England)
 Completions- 26 (12/13/96 at New England)
 Yards Passing- 317 (10/26/97 vs. Jacksonville)
 Highest Passer Rating-126.0 (11/15/98 at Tennessee)
 Longest Completion- 69t (12/7/97 vs. Denver)
 TD Passes- 3 (10/5/97 at Balt.; 12/7/97 vs. Denver)
 Times Sacked- 5 (Twice, Last: 11/21/99 vs. Tenn.)
 Rushing Attempts- 11 (9/27/98 vs. Seattle)
 Yards Rushing- 103 (10/11/98 at Cincinnati)
 Longest Run- 80t (12/22/96 at Carolina)
 TDs Rushing- 2 (four times, last 12/7/97 vs. Denver)
 Receptions- 6 (12/24/95 at Green Bay)
 Yards Receiving- 86 (11/19/95 at Cincinnati)
 Longest Reception- 71t (11/19/95 at Cincinnati)
 TDs Receiving- 1 (4 times, last 12/15/96 vs. S.F.)

Postseason

Pass Attempts- 36 (1/11/98 vs. Denver)
 Completions- 18 (1/11/98 vs. Denver)
 Yards Passing- 201 (1/11/98 vs. Denver)
 Higher Passer Rating-44.3 (1/3/98 vs. New England)
 Longest Completion- 28 (1/11/98 vs. Denver)
 TD Passes- 1 (1/11/98 vs. Denver)
 Times Sacked- 3 (1/11/98 vs. Denver)
 Rushing Attempts- 11 (1/3/98 vs. New England)
 Yards Rushing- 68 (1/3/98 vs. New England)
 TDs Rushing- 1 (1/3/98 vs. N.E.; 1/11/98 vs. Denver)
 Receptions- 2 (1/6/96 vs. Buffalo, 1/14/96 vs. Ind.)
 Yards Receiving- 27 (1/6/96 vs. Buffalo)
 Longest Reception- 19 (1/6/96 vs. Buffalo)
 TDs Receiving- 1 (1/14/96 vs. Indianapolis)



STEWART'S GAME-BY-GAME STATISTICS

1999

Date	Opponent	Att.	Cmp.	Int.	TD	Yds.	Cmp. %	Lg	Sack	Rtg.
9/12	at Cleveland	23	15	0	1	173	65.2	42	1/12	102.3
9/19	at Baltimore	27	18	0	0	138	66.7	22	3/17	78.9
9/26	SEATTLE	14	7	3	0	61	50.0	16	2/13	22.3
10/3	JACK.	32	15	1	0	126	46.8	19	4/27	44.5
10/10	at Buffalo	29	21	1	2	216	72.4	25	2/9	102.1
10/17	at Cincinnati	29	17	0	0	134	58.6	17	2/9	70.2
10/25	ATLANTA	21	13	0	1	127	61.9	26	1/12	94.7
11/7	at S. Francisco	26	15	0	1	139	57.7	41	1/9	85.3
11/14	CLEVELAND	32	15	2	0	137	46.8	15	1/7	32.9
11/21	at Tennessee	30	18	1	1	177	60.0	22	5/16	73.9
11/28	CINCINNATI	11	5	2	0	36	45.5	10	0/0	14.0
12/2	at Jacksonville	0	0	0	0	0	0.0	0	0/0	0.0
12/12	BALTIMORE	1	1	0	0	0	0.0	0	0/0	79.2
12/18	at Kansas City	0	0	0	0	0	0.0	0	0/0	0.0
12/26	CAROLINA	0	0	0	0	0	0.0	0	0/0	0.0
1/2	TENNESSEE	0	0	0	0	0	0.0	0	0/0	0.0
SEASON TOTALS		275	160	10	6	1,464	58.0	22	22/131	64.9

RECEIVING

RUSHING

1999

Date	Opponent	Rec.	Yds.	Avg.	TD	Lg.	Att.	Yds.	Avg.	TD	Lg
9/12	at Cleveland	started at QB					6	33	5.5	1	10
9/19	at Baltimore	started at QB					8	51	6.4	1	11
9/26	SEATTLE	started at QB					2	3	1.5	0	3
10/3	JACKSONVILLE	started at QB					6	41	6.8	0	13
10/10	at Buffalo	started at QB					3	11	3.7	0	11
10/17	at Cincinnati	started at QB					7	1	0.1	0	5
10/25	ATLANTA	started at QB					10	37	3.7	0	9
11/7	at San Francisco	started at QB					3	8	2.7	0	11
11/14	CLEVELAND	started at QB					6	52	8.7	0	21
11/21	at Tennessee	started at QB					3	14	4.7	0	8
11/28	CINCINNATI	started at QB					0	0	0.0	0	—
12/2	at Jacksonville	3	21	7.0	0	14	0	0	0.0	0	0
12/12	BALTIMORE	4	71	17.8	1	28	0	0	0.0	0	0
12/18	at Kansas City	2	21	10.5	0	13	1	5	5.0	0	5
12/26	CAROLINA	0	0	0.0	0	—	0	0	0.0	0	0
1/2	TENNESSEE	0	0	0.0	0	—	0	0	0.0	0	—
SEASON TOTALS		9	113	12.6	0	28	56	258	4.6	2	21



PASSING

RUSHING

1998

Date	Opponent	Att.	Cmp.	Int.	Yds.	Cmp. %	TD	Lg	Rtng.	Att.	Yds.	Avg.	Lg	TD
9/6	at Baltimore	27	14	2	173	51.9	1	27	53.5	5	21	4.2	12	1
9/13	CHICAGO	30	17	1	137	54.4	1	20	76.7	4	4	1.0	3	0
9/20	at Miami	35	11	3	82	31.4	0	36	5.1	2	17	8.5	13	0
9/27	SEATTLE	25	16	0	108	64.0	0	15	73.4	11	22	2.0	10	0
10/11	at Cincinnati	22	13	0	151	59.0	0	24	79.9	7	103	14.7	56	0
10/18	BALTIMORE	27	12	1	196	44.4	1	55t	66.3	6	18	3.0	7	0
10/26	at Kansas City	22	11	0	82	50.0	1	24	74.4	1	17	17.0	17	0
11/1	TENNESSEE	32	23	3	230	71.8	2	37	73.7	3	4	1.3	5	0
11/9	GREEN BAY	22	15	0	231	68.1	1	53	117.8	6	37	6.1	30	1
11/15	at Tennessee	28	22	0	239	78.6	2	35	126.0	9	28	3.1	17	0
11/22	JACKSONVILLE	36	25	0	208	69.4	1	27	93.3	4	26	6.5	17	0
11/26	at Detroit	36	21	1	225	58.3	1	30	74.4	4	22	5.5	8	0
12/6	NEW ENGLAND	45	21	2	206	46.7	0	22	41.5	0	0	0.0	--	0
12/13	at Tampa Bay	21	9	3	88	42.9	0	18	15.7	5	10	2.0	3	0
12/20	CINCINNATI	13	5	0	30	38.5	0	17	46.6	1	8	8.0	8	0
12/28	at Jacksonville	37	17	2	174	45.9	0	24	37.4	10	66	6.6	13	0
SEASON TOTALS		458	252	18	2,560	55.0	11	55t	65.1	81	406	5.0	56	2

PASSING

RUSHING

1997

Date	Opponent	Att.	Cmp.	Int.	Yds.	Cmp. %	TD	Lg	Rtng.	Att.	Yds.	Avg.	Lg	TD
8/31	DALLAS	28	13	1	104	46.4	1	15	53.3	1	4	4.0	4	0
9/7	WASHINGTON	17	8	1	82	47.1	0	21	36.9	10	70	7.0	17	1
9/22	at Jacksonville	16	11	1	155	68.8	2	49	113.3	7	19	3.2	8	1
9/28	TENNESSEE	24	16	0	244	66.7	1	46	113.9	6	24	4.0	7t	2
10/5	at Baltimore	28	18	3	246	64.3	3	63	88.4	6	78	13.0	74t	2
10/12	INDIANAPOLIS	11	5	0	72	45.5	0	29	67.2	3	11	3.7	5	0
10/19	at Cincinnati	33	16	2	246	48.5	2	66	68.5	4	16	4.0	12	0
10/26	JACKSONVILLE	42	25	1	317	59.5	2	41	89.1	8	37	4.6	10	1
11/3	at Kansas City	21	11	1	101	52.4	1	44t	61.8	3	24	8.0	11	0
11/9	BALTIMORE	27	14	0	196	51.9	1	52t	87.9	2	2	1.0	1	1
11/16	CINCINNATI	22	11	0	128	50.0	2	34	68.0	4	5	3.0	12	0
11/23	PHILADELPHIA	43	20	3	294	46.5	2	30t	55.8	3	33	11.0	23	0
11/30	at Arizona	35	18	0	179	51.4	0	22	66.3	6	27	4.5	12	0
12/7	DENVER	29	18	1	303	62.1	3	69t	117.5	10	49	4.9	19	2
12/13	at N.England	48	26	2	266	54.2	1	41	59.9	10	57	5.7	20	1
12/21	at Tennessee	16	6	1	87	37.5	0	30	29.9	5	20	4.0	11	0
REGULAR-SEASON TOTALS		440	236	17	3,020	53.6	21	69t	75.2	88	476	5.4	74t	11

Postseason Opponent

1/3/98	NEW ENGLAND	31	14	1	134	45.2	0	28	44.3	11	68	6.2	40t	1
1/11/98	DENVER	36	18	3	201	50.0	1	27	41.6	3	44	14.7	33t	1
POSTSEASON TOTALS		67	32	4	335	47.8	1	28	42.8	14	112	8.0	40t	2



PASSING

RUSHING

1996

Date	Opponent	Att.	Comp.	Yds.	Pct.	TDs	LG	Int.	Att.	Yds.	Avg.	LG	TDs
9/1	at Jacksonville	2	0	0	0.0	0	0	0	3	4	1.3	7	0
9/8	BALTIMORE	0	0	0	0.0	0	0	0	4	26	6.5	9	0
9/6	BUFFALO	1	1	3	100.0	0	7	0	4	-5	-1.3	3	0
9/29	HOUSTON	0	0	0	0.0	0	0	0	3	15	5.0	6	0
10/7	at Kansas City	0	0	0	0.0	0	0	0	3	-11	-1.5	2	0
10/13	CINCINNATI	0	0	0	0.0	0	0	0	0	0	0	-	0
10/20	at Houston	1	0	0	0.0	0	0	0	1	6	6.0	6	0
10/27	at Atlanta	2	1	13	50.0	0	13	0	0	0	0	-	0
11/3	ST. LOUIS	0	0	0	0.0	0	0	0	3	12	4.0	7t	2
11/10	at Cincinnati	0	0	0	0.0	0	0	0	3	0	0.0	2	1
11/17	JACKSONVILLE	1	0	0	0.0	0	0	0	1	1	1.0	1	0
11/25	at Miami	0	0	0	0.0	0	0	0	4	5	1.3	3	1
12/1	at Baltimore	0	0	0	0.0	0	0	0	1	2	2.0	2	0
12/8	SAN DIEGO	2	1	7	50.0	0	7	0	2	14	7.0	11	0
12/15	SAN FRANCISCO	0	0	0	0.0	0	0	0	0	0	0	-	0
12/22	at Carolina	21	8	77	38.1	0	15	2	7	102	14.6	80t	1
REGULAR-SEASON TOTALS		30	11	100	36.7	0	15	2	39	171	4.4	80t	5
Postseason Opponents													
12/29	Indianapolis	1	1	0	100.0	0	0	0	9	48	5.3	24	2
1/5	at New England	10	0	0	0.0	0	0	0	4	19	4.8	10	0
POSTSEASON TOTALS		11	1	0	9.1	0	0	0	13	67	5.2	24	2

RECEIVING

1996

Date	Opponent	No.	Yds.	Avg.	LG	TD
9/1	at Jacksonville	1	8	8.0	8	0
9/8	BALTIMORE	2	22	11.0	20	0
9/16	BUFFALO	3	65	21.7	48	0
9/29	HOUSTON	4	40	10.0	16t	1
10/7	at Kansas City	1	31	31.0	31	0
10/13	CINCINNATI	2	31	15.5	32 t	1
10/20	at Houston	0	0	0.0	-	0
10/27	at Atlanta	1	4	4.0	4	0
11/3	ST. LOUIS	0	0	0.0	-	0
11/10	at Cincinnati	1	36	36.0	36	0
11/17	JACKSONVILLE	0	0	0.0	-	0
11/25	at Miami	0	0	0.0	-	0
12/1	at Baltimore	0	0	0.0	-	0
12/8	SAN DIEGO	0	0	0.0	-	0
12/15	SAN FRANCISCO	2	56	28.0	42 t	1
12/22	at Carolina	0	0	0.0	-	0
REGULAR-SEASON TOTALS		17	293	17.2	48	3
Postseason Opponents						
12/29	Indianapolis	0	0	0.0	-	0
1/5/97	at New England	0	0	0.0	-	0
POSTSEASON TOTALS		0	0	0.0	-	0



RECEIVING

RUSHING

1995

Date	Opponent	No.	Yds.	Avg.	LG	TD	Att.	Yds.	Avg.	LG	TD
9/3	DETROIT										
9/10	at Houston										
9/18	at Miami										
9/24	MINNESOTA										
10/1	San Diego										
10/8	at Jacksonville										
10/19	CINCINNATI	0	0	0.0	-	0	0	0	0.0	-	0
10/29	JACKSONVILLE	0	0	0.0	-	0	0	0	0	-	-
11/5	at Chicago	0	0	0.0	-	0	2	16	8.0	16	0
11/13	CLEVELAND	1	27	27.0	27	0	1	2	2.0	2	0
11/19	at Cincinnati	2	21	10.5	11	0	2	13	6.5	10	0
11/26	at Cleveland	2	86	43.0	71t	1	1	15	15.0	15	0
12/3	HOUSTON	2	36	18.0	31	0	0	0	0	-	-
12/10	at L.A. Raiders	0	0	0.0	-	-	1	7	7.0	7	0
12/16	NEW ENGLAND	1	23	23.0	23	0	2	5	2.5	3	0
12/24	at Green Bay	0	0	0.0	-	-	4	25	6.3	22t	1
12/24	at Green Bay	6	24	4.0	15	0	2	3	1.5	4	0
REGULAR-SEASON TOTALS		14	235	16.8	71t	1	15	86	5.7	22t	1
Postseason											
1/6	BUFFALO	2	27	13.5	19	0	1	5	5.0	5	0
1/14	INDIANAPOLIS	2	18	9.0	13	1	4	12	3.0	5	0
1/28	Dallas (Super Bowl)	0	0	0.0	-	0	4	15	3.8	7	0
POSTSEASON TOTALS		4	45	11.3	19	1	9	32	3.6	7	0

STEWART'S CAREER STATISTICS

Regular Season

PASSING	Att.	Comp.	Pct.	Yrds	LG	TD	Int.	Sacks-Lost	Rtg.	Start.
1995 Pittsburgh (AFC)	7	5	71.4	60	32	1	0	1-0	136.9	0-0
1996 Pittsburgh (AFC)	30	11	36.7	100	15	0	2	3-37	18.8	0-0
1997 Pittsburgh (AFC)	440	236	53.6	3,020	69t	21	17	20-152	75.2	11-5
1998 Pittsburgh (AFC)	458	252	55.0	2,560	55t	11	18	33-211	62.9	7-9
1999 Pittsburgh (AFC)	275	160	58.2	1,464	42	6	10	22-131	64.9	5-6
NFL Totals (5 years)	1,210	664	54.9	7,204	69t	39	47	79-541	67.2	23-20

RUSHING	No.	Yds.	Avg.	LG	TD	RECEIVING	No.	Yds.	Avg.	LG	TD
1995 Pittsburgh (AFC)	15	86	5.7	22t	1	1995 Pittsburgh (AFC)	14	235	16.8	71t	1
1996 Pittsburgh (AFC)	39	171	4.4	80t	5	1996 Pittsburgh (AFC)	17	293	17.2	48	3
1997 Pittsburgh (AFC)	88	476	5.4	74t	11	1997 Pittsburgh (AFC)	0	0	0.0	-	0
1998 Pittsburgh (AFC)	81	406	5.0	56	2	1998 Pittsburgh (AFC)	1	17	17.0	17	0
1999 Pittsburgh (AFC)	56	258	4.6	21	2	1999 Pittsburgh (AFC)	9	113	12.6	28	1
NFL Totals (5 years)	279	1,397	5.0	80t	21	NFL Totals (5 years)	41	658	16.0	71t	5

Postseason

PASSING	Att.	Comp.	Pct.	Yds.	LG	TD	Int.	Sacks-Lost	Rtg.	Start.
1995 Pittsburgh (AFC)	0	0	0.0	0	0	0	0	0-0	0.0	0-0
1996 Pittsburgh (AFC)	11	1	0.1	0	0	0	0	1-5	39.6	0-0
1997 Pittsburgh (AFC)	67	32	47.8	335	28	1	4	5-11	42.8	1-1
NFL Totals (3 years)	78	33	42.3	335	28	1	4	6-16	38.1	1-1

RUSHING	Att.	Yds.	Avg.	LG	TD	RECEIVING	No.	Yds.	Avg.	LG	TD
1995 Pittsburgh (AFC)	9	32	3.6	7	0	1995 Pittsburgh (AFC)	4	45	11.3	19	1
1996 Pittsburgh (AFC)	13	67	5.2	24	2	1996 Pittsburgh (AFC)	0	0	0.0	0	0
1997 Pittsburgh (AFC)	14	112	8.0	40t	2	1997 Pittsburgh (AFC)	0	0	0.0	-	0
NFL Totals (3 years)	36	211	5.9	40t	4	NFL Totals (3 years)	4	45	11.3	19	1




KORDELL vs. NFL PASSING

Opponent	Games	Att.	Cmp.	Yds.	Pct.	TD	INT	LG	Rating
Arizona	1	35	18	179	51.4	0	0	22	66.3
Atlanta	2	23	14	127	60.8	1	0	0	90.3
Baltimore8	137	77	949	56.2	7	6	63	76.6	
Buffalo *	2	29	21	216	72.4	2	1	25	102.1
Carolina	2	21	8	77	38.1	0	2	15	59.5
Chicago	1	0	0	0	0	0	0	0	0.0
Cincinnati	10	130	67	725	51.5	4	4	66	65.7
Cleveland	4	58	33	329	56.9	2	2	42	70.3
Dallas *	2	28	13	104	46.4	1	1	15	53.3
Denver *	2	65	36	504	55.4	4	4	69 t	75.4
Detroit	1	36	21	225	58.3	1	1	30	74.4
Green Bay	2	22	15	231	68.2	1	0	53	117.8
Indianapolis*	3	12	6	72	50.0	0	0	29	68.8
Jacksonville	10	166	93	980	56.0	5	5	49	70.9
Kansas City	4	43	22	183	51.2	2	1	44 t	68.3
Miami	1	0	0	0	0.0	0	0	0	0.0
New England*	5	137	63	647	45.9	1	5	41	47.3
Oakland	1	0	0	0	0	0	0	0	0
Philadelphia	1	43	20	294	46.5	2	3	30 t	55.8
St. Louis1	0	0	0	0.0	0	0	0	0	
San Diego	1	2	1	7	50.0	0	0	7	58.3
San Francisco	2	26	15	139	57.6	1	0	41	85.3
Seattle	2	39	23	169	58.9	0	0	16	37.2
Tampa Bay	1	21	9	88	42.9	0	3	18	15.7
Tennessee	9	132	95	977	71.9	6	5	46	92.3
Washington	1	17	8	82	47.1	0	1	21	36.9

KORDELL vs. NFL RUSHING

Opponent	Games	Att.	Yds.	Avg.	LG	TD
Arizona	1	6	27	4.5	12	0
Atlanta	2	10	37	3.7	9	0
Baltimore8	32	198	6.2	74	14	
Buffalo*	2	4	16	4.0	11	0
Carolina	2	7	102	14.6	80 t	1
Chicago	1	1	2	2.0	2	0
Cincinnati10	27	148	5.5	56	1	
Cleveland	4	14	98	7.0	21	0
Dallas*	2	4	15	3.7	7	0
Denver*	2	13	93	7.2	33 t	3
Detroit	1	4	22	5.5	8	0
Green Bay	2	2	3	1.5	4	0
Indianapolis*	3	16	71	4.4	24	2
Jacksonville	10	38	206	5.4	17	2
Kansas City	4	8	35	4.4	17	0
Miami	1	4	5	1.3	3	1
New England	5	29	169	5.8	40 t	3
Oakland	1	2	5	2.5	3	0
Philadelphia	1	3	33	11.0	23	0
St. Louis	1	3	12	4.0	7 t	2
San Diego	1	2	14	7.0	11	0
San Francisco	2	3	8	2.7	11	0
Seattle	2	13	25	1.9	10	0
Tampa Bay	1	5	10	2.0	3	0
Tennessee	9	20	74	3.7	17	0
Washington	1	10	70	7.0	21	1

NOTE: Stewart has not played against Minnesota, New Orleans, New York Giants and New York Jets.



SULLIVAN

95 CHRIS SULLIVAN

DEFENSIVE LINE

HEIGHT— 6-4

WEIGHT— 285

COLLEGE— Boston College

BIRTHDATE— October 16, 1972

BIRTHPLACE— North Attleboro, Mass.

HOW ACQUIRED— Unrestricted Free Agent ('00)

NFL EXPERIENCE— 5th Year

GAMES PLAYED-STARTED— '96 (16-0), '97 (16-10), '98 (15-10), '99 (16-0)

CAREER TOTALS: 63-20



PRO: Is a versatile and dependable defensive lineman who can play inside and outside...was acquired as an unrestricted free agent from New England Feb. 21, 2000...has started 22 games at three different positions over the past two seasons....started 12, including two playoff games, at left defensive end, nine at the elephant position and one at nose tackle. **1999:** Played in all 16 games as a reserve defensive end/defensive tackle...used in a rotation of linemen and accounted for 21 tackles during the season...was a regular on the kickoff team as a wedge blocker...credited with one kickoff return for one yard...recorded three tackles in the season opener against the Jets (9/12)...named special teams co-captain for the game against Arizona (10/31)...recorded his first sack—the third sack of his career—of the season on Peyton Manning versus Indianapolis (12/12)...helped limit Manning to just 186 passing yards, his lowest output of the season...forced a Jonathan Linton fumble in the first quarter, which was recovered by Chris Carter, versus Buffalo (12/16), the first forced fumble of his career...posted a season-high six tackles, including four solo stops in the game...named defensive co-captain for the game and had one solo tackle against Baltimore (1/2). **1998:** Started 10-of-15 regular-season games along the Patriots defensive line...established a career-high with 40 tackles during the 1998 season, including his first two quarterback sacks...proved to be a valuable asset, filling in at three of the four positions along the line, including six starts at right defensive end (elephant), three starts at left defensive end and one start at defensive tackle...finished the season with 40 total tackles (29 solo), including a pair of sacks, and five passes defended...added two special teams tackles...returned two squib kicks during the year for 14 yards (7.0 avg.)...saw limited playing time in each of the first three games...made his first start of the season at left defensive end when he replaced an injured Ferric Collons at New Orleans (10/4) and recorded four tackles, including his first career sack on Saints quarterback Danny Wuerffel...started the following week, contributing to a 40-10 blowout over Kansas City (10/11)...returned to a reserve role in the next two games before stepping into the starting lineup at right defensive end (elephant) at Indianapolis (11/1), replacing both Willie McGinest and Brandon Mitchell, who were each sidelined by injuries...returned to the left defensive end the following week versus Atlanta (11/8) and recorded six solo tackles...made his first start of the season at defensive tackle, filling in for Henry Thomas, who was moved to nose tackle to replace an injured Chad Eaton at Buffalo (11/15)...finished the game with a career-high seven total tackles (6 solo)...returned to right defensive end the following week versus Miami (11/23) and started each of



the next five games...recorded six tackles and two passes defended in a come-from-behind victory over Buffalo (11/29)...missed the season finale at the New York Jets (12/27) when he was listed among the inactives due to a knee injury...returned for the Patriots playoff game at Jacksonville (1/3/99), but saw very limited playing time and did not record a defensive tackle. **1997:** Started 10-of-16 regular-season games and both playoff games for the Patriots...made his first three starts at right defensive end...started the last seven games of the regular season and both playoff games at left defensive end...was credited with 25 total tackles (16 solos) and a pair of passes defended...made his NFL starting debut in the season opener versus San Diego (8/31), filling in at right defensive end for Willie McGinest...started again the following week at Indianapolis (9/7) and contributed a pair of tackles in a 31-6 victory ...saw limited time in reserve the next three weeks, but returned to the starting lineup at right defensive end against Buffalo (10/12)...replaced left defensive end Ferric Collons, who was placed on injured reserve due to a shoulder injury...recorded a career-high six tackles (five solos) versus Pittsburgh (12/13)...started both playoff games at left defensive end and finished the postseason with a pair of tackles. **1996:** Played in every game during his rookie campaign but did not start...played almost exclusively on the Patriots' kickoff return team in the "wedge" and in short-yardage situations...totaled three tackles and recovered one fumble on special teams...made his NFL debut in the season opener at Miami (9/1) and helped spring kick returner David Meggett for returns of 54 and 41 yards...made his first career defensive tackle versus Arizona (9/15)...replaced an injured Willie McGinest at defensive end at Baltimore (10/6)...recovered a fumble by Meggett on a punt return to set up an Adam Vinatieri 44-yard field goal at Indianapolis (10/20)...recorded solo tackles versus Buffalo (10/27) and versus Denver (11/17)...made his first special teams tackle in the Patriots' divisional playoff victory over Pittsburgh (1/5/97)...was drafted by the Patriots in the fourth round (119th overall) in the 1996 NFL draft.

COLLEGE: Started 48 consecutive games at Boston College (1991-95) and totaled 262 tackles and 14 sacks for the Eagles...posted 33 tackles for losses of 56 yards...earned All-Conference honors from his weakside defensive tackle position in 1995...finished third on the team with 74 tackles (56 solos), including two sacks (-11 rds) and 11 tackles for losses.

PERSONAL: Attended North Attleboro High, where he lettered in football as a tight end and defensive end...caught 22 passes for 552 yards and three touchdowns as a senior, but dominated along the defensive line to earn All-Hockomock league honors after his junior and senior seasons...served as team captain in football and basketball...Full name: Christopher Patrick Sullivan.


SULLIVAN'S CAREER STATISTICS

Regular Season

TACKLES	Solo	AT	Tot.	Sp.T.	Sacks	FF	FR
1996 N.E. (AFC)	3	0	3	0	0.0	0	0
1997 N.E. (AFC)	16	9	25	0	0.0	0	0
1998 N.E. (AFC)	29	11	40	2	2.0	0	0
1999 N.E. (AFC)	15	6	21	2	1.0	1	0
NFL Totals (4 years)	63	26	89	4	3.0	1	0

Postseason

TACKLES	Solo	AT	Tot.	Sp.T.	Sacks	FF	FR
1996 N.E. (AFC)	0	0	0	1	0.0	0	0
1997 N.E. (AFC)	0	2	2	0	0.0	0	0
1998 N.E. (AFC)	0	0	0	0	0.0	0	0
NFL Totals (3 years)	0	2	2	1	0.0	0	0

**TOWNSEND**

26 DESHEA TOWNSEND

CORNERBACK

HEIGHT– 5-10**WEIGHT**– 175**COLLEGE**– Alabama**BIRTHDATE**– September 8, 1975**BIRTHPLACE**– Batesville, Miss.**HOW ACQUIRED**– Draft (4th in 1998)**NFL EXPERIENCE**– 3rd Year**GAMES PLAYED-STARTED**– '98 (12-0), '99 (16-4)**CAREER TOTALS**: 28-4

PRO: Has been a solid reserve for the Steelers the past two seasons...has improved his strength since being drafted in 1998 and has been an serviceable starter when called on. **1999:** Started four games for the Steelers in place of the injured Chad Scott...performed admirably in Scott's absence...finished the season with 31 total tackles, including 23 solo stops...also had eight pass defenses and a forced fumble...was a solid special-teams player, contributing nine special-teams tackles...had a strong preseason and was a key component in the nickel and dime defenses...collected both of the team's interceptions during the preseason...played mostly in passing situations and special teams in the season-opener at Cleveland (9/12)...was credited with one pass defense...played in the Steelers nickel and dime defenses at Baltimore (9/19)...tipped a pass that was intercepted by Dewayne Washington on the Ravens' initial drive of the game...finished with one total tackle, a pass defense and one special-teams tackle...played on 18 snaps versus Seattle (9/26)...was credited with one solo tackle...logged 17 plays but did not record any tackles versus Jacksonville (10/3)...finished with one solo tackle and a pass defense at Buffalo (10/10)...was credited with two tackles and two pass defenses at Cincinnati (10/17)...had 22 defensive snaps in Monday Night game versus Atlanta (10/25)...registered three solo tackles...finished with two special-teams tackles at San Francisco (11/7)...was forced into active duty when Chad Scott suffered his right knee injury versus Cleveland (11/14)...suffered a concussion a few plays after Scott's injury that forced him from the game...finished with two solo stops...made his first career start at left corner for the injured Chad Scott at Tennessee (11/21)...played on every defensive snap but one...finished with four total tackles (three solos) and one pass defense...started his second straight game for Chad Scott versus Cincinnati (11/28)...finished with a career-high six total tackles, including three solo stops...finished with a career-high seven total tackles, including five solo stops, at Jacksonville (12/2)...also downed a punt at the Jacksonville one-yard line...started his fourth straight game but was replaced by Chad Scott after Townsend suffered a mild ankle sprain versus Baltimore (12/12)...logged 10 plays at Kansas City (12/18)...was credited with one solo tackle...also recorded one special-teams tackle...logged 25 defensive plays versus Carolina (12/26)...finished with two total tackles...also was credited with two pass defenses...played on 10 defensive snaps versus Tennessee (1/2)...finished with three tackles and one special-teams stop. **1998:** Looked good early in his rookie debut in the season-opener at Baltimore (9/6), but a sprained knee ligament forced him out of action for



the game...did not record any tackles...was a Friday deactivation for the Chicago game (9/13) because of his knee injury...was deactivated for four consecutive games because of his knee injury...returned to active duty against Baltimore (10/18) for the first time since the season-opener versus the Ravens...played 21 snaps, registering one tackle and a pass defense...nearly intercepted an Eric Zeier pass on the Ravens' final series of the game...nearly had his second interception in as many weeks at Kansas City (10/26)...registered one solo tackle versus Tennessee (11/1) while seeing his most action of the season due to the injury to Carnell Lake (33 plays)...played solidly in some key situations against Green Bay (11/9) to help contain Green Bay's explosive passing attack...was credited with one pass defense...also had one tackle...registered one assist in his limited playing time at Tennessee (11/15)...was credited with one solo tackle and one special-teams stop versus Jacksonville (11/22)...took 11 defensive snaps against New England (12/6)...did not record any tackles...had two solo tackles against Cincinnati (12/20)...played on 19 defensive downs...registered one solo tackle and a special-teams tackle in the season-finale at Jacksonville (12/28).

COLLEGE: Started since his freshman year in college...recorded 34 tackles and one sack during his senior season...returned one punt for five yards as a senior...concentrated his efforts on defense while regularly facing opposing team's top receiver...recorded 39 tackles, one sack, two interceptions and 14 pass break-ups as a junior in 1996...named first-team All-SEC by AP and The Birmingham News...was voted second-team All-SEC in coaches poll...blocked a field goal against Bowling Green...had five pass break-ups versus Auburn, one shy of the Alabama single-game record...returned six punts for 25 yards...recorded 25 tackles and four interceptions as a sophomore in 1995...returned 13 punts for 75 yards...was a second-team All-SEC selection by AP...returned a blocked field goal 90 yards for a touchdown vs. Georgia...recorded a pair of interceptions to preserve a 14-9 victory against Mississippi State...started every game during his freshman year...had 31 solo tackles (39 total), one sack and one interception...returned 12 punts for 151 yards...registered nine tackles and two pass break-ups versus Auburn...recorded 42-yard interception return against Florida in the SEC Championship Game...majored in business management.

PERSONAL: Played both offense and defense in high school...accounted for 1,800 yards of offense and 18 touchdowns as a senior quarterback while leading South Panola High School to the 5A state championship in 1992...was high school teammate of Minnesota Vikings linebacker and former Alabama defender Dwayne Rudd...is the son of Willie and Lena Townsend...Full name: Trevor Deshea Townsend.

TOWNSEND'S CAREER STATISTICS


Regular Season

TACKLES	Solo	AT	Total	Sp.T.	Sacks	FF	FR	INTERCEPTIONS	No.	Yds.	Avg.	LG	TD
1998 Pittsburgh (AFC)	9	0	9	3	0.0	0	0	1998 Pittsburgh (AFC)	0	0	0.0	—	0
1999 Pittsburgh (AFC)	23	8	31	9	0.0	0	0	1999 Pittsburgh (AFC)	0	0	0.0	—	0
NFL Totals (2 years)	32	8	40	12	0.0	0	0	NFL Totals (2 years)	0	0	0.0	—	0



TOWNSEND'S GAME-BY-GAME STATISTICS

1999		Sack/							
Date	Opponent	T	AT	TOT	YDS	INT	PD	FF	FR
9/12	at Cleveland	0	0	0	0/0	0/0	0	0	0
9/19	at Baltimore	1	0	1	0/0	0/0	1	0	0
9/26	SEATTLE	1	0	1	0/0	0/0	0	0	0
10/3	JACKSONVILLE	0	0	0	0/0	0/0	0	0	0
10/10	at Buffalo	1	0	1	0/0	0/0	0	0	0
10/17	at Cincinnati	1	1	2	0/0	0/0	2	1	0
10/25	ATLANTA	3	0	3	0/0	0/0	0	0	0
11/7	at San Francisco	0	0	0	0/0	0/0	0	0	0
11/14	CLEVELAND	0	0	0	0/0	0/0	0	0	0
11/21	at Tennessee	3	1	4	0/0	0/0	1	0	0
11/28	CINCINNATI	3	3	6	0/0	0/0	0	0	0
12/2	at Jacksonville	5	2	7	0/0	0/0	0	0	0
12/12	BALTIMORE	0	0	0	0/0	0/0	2	0	0
12/18	at Kansas City	1	0	1	0/0	0/0	0	0	0
12/26	CAROLINA	2	0	2	0/0	0/0	2	0	0
1/2	TENNESSEE	2	1	3	0/0	0/0	0	0	0
SEASON TOTALS		23	8	31	0/0	0/0	8	1	0



TUMAN

84 JERAME TUMAN

TIGHT END

(Jer a mee TOO man)

HEIGHT-6-3

WEIGHT-250

COLLEGE-Michigan

BIRTHDATE-March 24, 1976

BIRTHPLACE-Liberal, Kan.

HOW ACQUIRED-Draft (5th in 1999)

NFL EXPERIENCE-2nd Year

GAMES PLAYED-STARTED-'99 (7-0)

CAREER TOTALS: 7-0




PRO: Is coming off a midseason knee injury that required reconstructive surgery (11/2/99)...was placed on injured reserve (10/25)...was beginning to see more playing time as the third-down specialist until suffering a season-ending knee injury in the Oct. 25 Atlanta game...proved to be a good receiver...performed well enough in the pre-season to earn one of the three tight-end spots on the Steelers final roster. **1999:** Played in seven games...played on special teams and in some short-yardage situations in season-opener at Cleveland (9/12)...played exclusively on special teams the next two games...saw some time from scrimmage versus Jacksonville (10/3)...suffered a season-ending torn (right) anterior cruciate ligament in the first half of the Monday Night game versus Atlanta (10/25)...was placed on the injured reserve list Oct. 27.

COLLEGE: Ranks 11th on the school's all-time receiving list with 98 catches and 13th in yardage with 1,279 yards and 13 touchdowns...was an effective receiver who caught at least one pass in 33 of his last 35 games...earned consensus All-Big Ten first-team honors...started 12 games in 1998 and caught 27 passes for 247 yards (9.1 avg.) and two touchdowns as a senior...was a first-team *Football News* All-



America, and a third-team selection by *The Sporting News* as a junior...voted a consensus first-team All Big Ten choice...started 10-of-11 games...caught 29 passes for 437 yards and five touchdowns...caught five passes for 126 yards versus Colorado, the second-most yards ever gained by a Michigan tight end in a single game...was a first-team All-Big Ten selection in 1996...caught a career-high 33 passes for 524 yards (15.9 avg.) and five touchdowns...appeared in three games and started three as a freshman...majored in movement science, enrolled in Division of Kinesiology.

PERSONAL: Was a *Prep Football Report* All-America and All-Midlands selection as a defensive end and tight end at Liberal (Kansas) High...rated the fifth best tight end prospect in the nation by *Blue Chip Illustrated*...had 71 receptions for 1,441 yards and 19 touchdowns, while collecting 26 sacks with 11 interceptions during his three-year career...caught 15 passes for 280 yards and recorded 68 tackles with eight sacks, five fumble recoveries and four interceptions as a senior...was a two-time All-Area and All-Conference pick in basketball...averaged 17.5 points and 14.6 rebounds as a senior...lettered in track, competing in the discus, triple jump and sprint relays...born in Liberal, Kansas...Full name: Jerame Dean Tuman.



TYLSKI

65 RICH TYLSKI

GUARD

(Pronounced TILL-skee)

HEIGHT-6-5

WEIGHT-308

COLLEGE-Utah State

BIRTHDATE-February 27, 1971

BIRTHPLACE-San Diego, Calif.

HOW ACQUIRED-Unrestricted Free Agent ('00)

NFL EXPERIENCE-4th Year

GAMES PLAYED-STARTED- '94 (ps), '95 (ps), '96 (16-7), '97 (13-13), '98 (12-8)

CAREER TOTALS: 51-36



PRO: Was one of the Steelers top free-agent acquisitions in the offseason...will compete for the starting right guard position...acquired as an unrestricted free agent from Jacksonville on Feb. 29...is an experienced lineman who has started 36-of-51 games played in career with 29 starts...is a versatile player with 25 starts at right guard and three at left guard...had started 18 consecutive games (16 at right guard, two at left guard), including the final seven games in '96, until being injured in Week 13 of the '97 season...was in and out of the Jacksonville's lineup along with the departed Brian DeMarco the last three seasons...served on the practice squads in New England (1994) and Jacksonville (1995) before playing in his first NFL game in '96...joined the Jaguars during the 1995 training camp after being claimed on waivers from the Patriots. **1999:** Started and played entire game at left guard with Ben Coleman sidelined at San Francisco (9/12), his fourth start at left guard in career...started and played entire game at left guard in 30th start of career at Carolina (9/19)...received game ball along with rest of offensive line and tight ends after team-record 214 rushing yards...started and played entire game at left guard versus




Tennessee (9/26)...moved back to right guard to start there for the first time since 11/29/98 at Cincinnati versus Pittsburgh (10/3) when Ben Coleman returned to starting lineup at left guard...started and played entire game at right guard at N.Y. Jets (10/10)...started and played entire game at right guard versus Cleveland (10/17)...started at right guard and played until middle of fourth quarter, leaving game with fractured left foot, at Cincinnati (10/31)...was inactive on Friday (foot) at Atlanta (11/7)...was inactive on Friday (foot) versus Baltimore (11/14)...was inactive on Friday (foot) versus New Orleans (11/21)...was inactive on Friday (foot) at Baltimore (11/28)...was inactive on Wednesday (foot) versus Pittsburgh (12/2)...was inactive on Monday in Monday night game versus Denver (12/13)...played on special teams and goal-line offense in first game back in seven weeks following broken foot at Cleveland (12/19)...played most of second half at left guard, replacing Ben Coleman, at Tennessee (12/26)...was the 50th of career...made seventh career start at left guard, his first since Week 2 and 36th start of career versus Cincinnati (1/2). **PLAYOFFS:** Started and played entire game at left guard in fifth postseason start and fifth postseason game of career versus Miami (1/15)...started and played entire game at left guard versus Tennessee (1/23). **1998:** Played in 12 games, making eight starts in the middle of the season...underwent arthroscopic surgery on his right knee on Aug. 17 after experiencing pain and swelling and sat out the final two preseason games...was inactive for the season opener and dressed but did not play for the next two games...got his first action of the season on field goal and extra point units on Sept. 27 at Tennessee...played on special teams Oct. 12 vs. Miami, then made his first start of the season Oct. 18 at Buffalo...started the next seven games at right guard, then moved to left guard Nov. 29 at Cincinnati when Ben Coleman moved to tackle to replace an injured Tony Boselli...started at left guard the following week vs. Detroit when Fred Taylor ran for a club-record 183 yards...was inactive with a shoulder injury Dec. 13 vs. Tennessee, then did not start due to the sore shoulder Dec. 20 at Minnesota but played right guard for two series when Leon Searcy was sidelined and DeMarco had moved to tackle...did not start the season finale vs. Pittsburgh but played the last 2½ quarters at right guard after Searcy left the game again...dressed but did not play for both postseason games. **1997:** Started all 13 regular-season games played at right guard...missed three games with a hip flexor/quadriceps injury...beat out Brian DeMarco in a training camp battle to retain his starting role...played every snap for nine of the first 10 games of the season, missing a quarter and a half in Game 2 on Sept. 7 vs. New York Giants ... earned offensive game balls along with the rest of the offensive line Oct. 12 vs. Cincinnati (with RB James Stewart) and Nov. 9 vs. Kansas City...moved to left guard in a line shuffle when Tony Boselli was injured in the final series Nov. 2 at Tennessee (Ben Coleman moved to left tackle and DeMarco took over at right guard)...made his first start at left guard Nov. 9 vs. Kansas City with Boselli still out, and again the next week vs. Tennessee...suffered a strained hip flexor/quadriceps in practice on Nov. 20 and did not play the next three games, ending his streak of 18 consecutive regular-season games started...returned to the starting lineup for the first time in four weeks Dec. 14 at Buffalo and played the entire game at right guard...earned his third game ball of the season along with the offensive line...started and played the entire game at right guard in the Dec. 27 Wild-Card playoff at Denver. **1996:** Saw the first regular-season action of his NFL career, playing in all 16 games and starting seven times...earned a job on the 53-man roster during the preseason and played on special teams the first nine games...made his first NFL start Nov. 10 vs. Baltimore at right guard for an



injured Brian DeMarco, then started the final seven regular-season games and the three playoff contests...received an offensive game ball along with the rest of the offensive line Dec. 1 vs. Cincinnati, when he played a good game against Dan Wilkinson...suffered a neck burner that forced him out of three games late in the season (Nov. 17 at Pittsburgh, Dec. 1 vs. Cincinnati and Dec. 15 vs. Seattle). **1995:** Joined Jaguars during training camp on July 26 after being claimed on waivers from the New England Patriots...played in four of the Jaguars five preseason games, missing only the Hall of Fame game...waived on Aug. 27 and signed to the practice squad the next day...was on the practice squad the entire season. **1994:** Spent all of 1994 on the Patriots practice squad after signing as an undrafted free agent on April 25...waived Aug. 20 and re-signed to New England's practice squad on Aug. 30...practiced some at center.

COLLEGE: Was a four-year letterman...earned All-Big West Conference first-team honors as a senior in 1993...started 10-of-11 games at left guard and played on an offensive line that was responsible for an offense that gained 442.1 yards per game...played left guard as a junior, despite suffering a spine contusion versus Baylor and an ankle sprain versus Kansas State...saw limited playing time at guard and tackle as a sophomore...suffered from a case of mononucleosis in the spring of 1990, which set back his progress...returned to football in the fall of 1990 but received only limited playing time...redshirted as a freshman in 1989...graduated in 1994 with a degree in sociology with an emphasis in law.

PERSONAL: Married (Jane) with sons Joshua (8/20/92) and Jordan (9/30/96)...lives in Jacksonville...attended Madison High in his native San Diego...earned first-team All-Eastern League honors as a two-way lineman...is a frequent speaker at area churches and elementary schools...is active with Fellowship of Christian Athletes...Full name: Richard Lee Tylski.



VON OELHOFFEN

69 KIMO von OELHOFFEN

DEFENSIVE LINE

(Pronounced KEE-moe von OHL-hoffen)

HEIGHT-6-4

WEIGHT-305

COLLEGE-Boise State

BIRTHDATE-January 30, 1971

BIRTHPLACE-Kaunakakai, Hawaii

HOW ACQUIRED-Unrestricted Free Agent ('00)

NFL EXPERIENCE-7th Year

GAMES PLAYED-STARTED-'94 (8-0), '95 (16-1), '96 (11-1), '97 (13-13), '98 (16-16), '99 (16-5)

CAREER TOTALS: 80-36



PRO: Was the Steelers first acquisition in the free agency period this past offseason...signed as an unrestricted free agent from Cincinnati Feb. 18...is a strong and stocky player with good athletic ability for nose tackle position...also can play on the outside at end...has forged a solid NFL career from background which included no high school football experience and Division I-AA action at the college level. **1999:** Had his top overall effort of season in starting role for victory versus Cleveland (12/6) with a sack, a forced fumble, a fumble recovery and four tackles



(three solo)...stopped Marc Edwards for no gain at Cincinnati 11, forced a fumble and made recovery at the 11 in second quarter of that game with Bengals protecting 17-7 lead...sacked Tim Couch for minus-8 yards in fourth quarter...led line in tackles as defense allowed only 11 net rushing yards, fewest in Bengals history...posted season-high five tackles (4 solo) in reserve role Baltimore (11/21), tying for line lead and elevated to the starting left defensive tackle position the following week at Pittsburgh (11/28)...had two solo tackles in victory at Pittsburgh...registered his first sack of season for minus-7 yards against Kordell Stewart in second quarter versus Pittsburgh (10/17)...sacked Mark Brunell for minus-10 yards in second quarter versus Jacksonville (10/31)...pressured Jeff Garcia against San Francisco (12/5), helping force first-quarter interception by John Copeland...closed the season at Jacksonville (1/2) with three solo tackles and a five-yard sack of Jay Fiedler in second quarter.

1998: Started every game for the first time in his five-year career in '98, and posted career highs in total tackles (45) and solos (36)...ranked second on defensive line in tackles (45) behind DE Michael Bankston...led defensive line in passes defended (3)...led line in tackles in three games — Sept. 6 vs. Tennessee (5 solo), Oct. 18 at Tennessee (6 solo) and Oct. 25 at Oakland (5 solo)...broke up third-down pass from Jim Harbaugh intended for Priest Holmes in second quarter Nov. 22 vs. Baltimore, forcing Ravens punt. **1997:** Despite missing three games, finished as line's second-leading tackler with 42 (32 solo) behind only John Copeland...led line in tackles for four games in a five-game stretch before missing next three games with ankle injury...led line with 5 tackles (4 solo) at Tennessee (10/12) and also led line the next two weeks with 6 tackles (5 solo) versus Pittsburgh (10/19) and season-high eight tackles (6 solo) at N.Y. Giants (10/26)...had two solos versus San Diego (11/2) and came back to lead line again at Indianapolis (11/9) with four tackles (2 solo) despite suffering ankle injury in that game...returned from injury to start season's final two games, recording two solo tackles versus Dallas (12/14) and two tackles (one solo) versus Baltimore (12/21)...started games 1-10 and 14-16...suffered ankle sprain in Game 10 at Indianapolis (11/9) and on weekly inactive list due to injury for Games 11-13. **1996:** Recorded 17 total tackles, including 14 solos and one for loss, more than doubled total of eight from 1995 season...came up big in starting assignment in victory at Houston (12/15), taking part in two sacks and leading line with seven tackles (5 solo and 1 for loss)...teamed with Tim Morabito to sack Chris Chandler for no gain in third quarter and teamed with Corey Sawyer to drop Steve McNair for five-yard loss in fourth quarter...also had a deflected pass...led line with three solo tackles at San Diego (9/8), filling in at both tackle positions...led line with three solos in comeback victory at Baltimore (11/3)...started game at right tackle for injured Tim Johnson...was on weekly inactive list for Games 1, 4, 7-8 and 11...also was inactive for Game 7 at San Francisco due to shoulder strain. **1995:** Played as reserve in Games 1-3 and 5-16...started at right defensive tackle in Game 4 versus Houston (9/24) for injured Keith Rucker...had two solo tackles in three games—versus Pittsburgh (11/19), at Cleveland (12/17) and versus Minnesota (12/24)...had two tackles (1 solo) and a batted pass at Jacksonville (11/26)...had two games with more than 20 snaps—22 versus Jacksonville (9/10) and season-high 46 versus Minnesota (12/24)...was credited by coaches with major contribution on kickoff return team, where he was a starter most of the year. **1994:** Had two solo tackles in NFL debut at San Diego (9/11)...played in Games 2-6, 10, 13 & 15...was inactive list for Games 1, 7-9, 11-12, 14 and 16.

COLLEGE: Began college career in 1990 at University of Hawaii, but transferred


to Walla Walla (Wash.) J.C. in 1991 and to Boise State in 1992...played only half the season in '92 due to a stress fracture in foot, but had two sacks, four tackles for loss and a fumble recovery...was slowed in his senior season by a sprained ankle, but still recorded four sacks, four tackles for loss and five passes defended...drafted by Bengals in 6th round (162nd overall).

PERSONAL: Hometown is Kaunakakai, Hawaii...attended Molokai High School, which did not field a football team...married (wife Tondi) with one child, Jalyn...father is German-Hawaiian, and his mother is Hawaiian-Portuguese...Full name: Kimo von Oelhoffen.

VON OELHOFFEN'S CAREER STATISTICS

Regular Season

TACKLES	Solo	ATotal	Sp.T.	Sacks	FF	FR
1994 Cincinnati (AFC)	2	0	2	0	0.0	0 0
1995 Cincinnati (AFC)	7	1	8	0	0.0	0 0
1996 Cincinnati (AFC)	15	2	17	0	1.0	0 0
1997 Cincinnati (AFC)	32	10	42	0	0.0	0 0
1998 Cincinnati (AFC)	36	9	45	0	0.0	0 0
1999 Cincinnati (AFC)	24	2	26	0	4.0	1 1
NFL Totals (6 Years)	116	24	140	0	5.0	1 1



VRABEL

56 MIKE VRABEL LINEBACKER

HEIGHT- 6-4

WEIGHT- 250

COLLEGE- Ohio State

BIRTHDATE-August 14, 1975

BIRTHPLACE-Akron, Ohio

HOW ACQUIRED- Draft (3rd in 1997)

NFL EXPERIENCE- 4th Year

GAMES PLAYED-STARTED - '97 (15-0), '98 (11-0), '99 (10-0)

CAREER TOTALS: 36-0



PRO: Has been a productive linebacker for the Steelers despite being injured throughout most of his three seasons...made the transition from defensive end to linebacker pretty well. **1999:** Rebounded nicely from an ankle injury that hampered him most of 1998, only to suffer a broken left arm in the preseason finale versus Buffalo...was having a strong preseason prior to the injury...missed the first six games because of a fractured arm...returned to active duty for the first time in the regular season in Monday Night game versus Atlanta (10/25)...logged 22 plays and recorded one tackle and a sack...finished with three total tackles, including two solo stops, at San Francisco (11/7)...also had two quarterback hurries/pressures and one special-teams tackle...was credited with one solo tackle against Cleveland (11/14)...also registered his second sack of the game and contributed one special-teams tackle...finished with one tackle at Tennessee (11/21)...was credited



with one solo special-teams tackle versus Cincinnati (11/28)...took 18 snaps at Jacksonville (12/2)...recorded one tackle and was credited with a forced fumble...logged 24 plays against Carolina (12/26)...was credited with one tackle...also had a quarterback hurry/pressure...added two special-teams tackles. **1998:** Played in 11 games, including the last four consecutive contests after returning from his midseason ankle injury...registered 12 total tackles (three solos)...also was credited with a career-high $2\frac{1}{2}$ sacks in his limited playing time...recorded six special-teams tackles...made his Steelers debut at linebacker in the season-opener at Baltimore (9/6)...registered two tackles before leaving the game with a sprained ankle...recovered from his sprained ankle without missing a game and played against Chicago (9/13)...registered his first assist of the season and was credited with a half a sack...played mostly in the dime defense at Miami (9/20) and recorded two tackles (one solo)...also had one special-teams tackle...registered one tackle and three quarterback hurries against Seattle (9/27)...registered his first unassisted sack of the season for 10 yards at Cincinnati (10/11)...was also credited with two quarterback hurries/pressures and a solo tackle...was credited with a team-high three quarterback hurries/pressures versus Baltimore (10/18)...also registered a sack, giving him $2\frac{1}{2}$ for the season...was deactivated Friday for four straight weeks because of an ankle injury...practiced for the first time leading up to the Jacksonville game (11/22) but was deactivated Sunday...was active for the first time at Detroit (11/26) since the Oct. 18 Baltimore contest when he suffered an ankle injury...made his first appearance in the New England game (12/6) since the Oct. 18 Baltimore game...logged 10 defensive plays...had one solo special-teams tackle...registered two solo stops at Tampa Bay (12/13), including a jarring hit on Buccaneers receiver Reidel Anthony that forced Anthony to temporarily leave the game...played nine defensive downs against Cincinnati (12/20), registering one total tackle...also was credited with a quarterback hurry/pressure. **1997:** Spent the season as a situational pass-rusher...was one of eight rookies to make the final 53-man roster...played in 15 games...finished the season with 17 total tackles (14 solos)...also was credited with $1\frac{1}{2}$ sacks for four yards, one pass defense, two forced fumbles and a fumble recovery...made one of the biggest plays of the season, forcing a Drew Bledsoe fumble with less than two minutes remaining to help secure a Steelers 7-6 victory in an AFC playoff game versus New England (1/3)...also had two tackles and one sack for eight yards in the contest...recovered his first fumble and had four tackles against Baltimore (11/9)...forced a fumble that led to a go-ahead touchdown in the fourth quarter and recorded one tackle and a sack at Baltimore (10/5).

COLLEGE: Set school career records with 36 quarterback sacks and 66 tackles for losses at Ohio State...earned first-team All-America honors from Walter Camp and American Football Coaches Association as a senior...also was named first-team All-Big Ten Conference and the Big Ten Defensive Player of the Year for second-straight season...recorded 48 tackles (31 solos) and tied for team lead with nine sacks during senior campaign...was a *Football News* first-team All-American during his junior year...was a unanimous first-team All-Big Ten Conference selection and Big Ten Defensive Lineman of Year...started every game at strongside defensive end...led the conference with school season-record 26 stops for losses of 133 yards...tied conference single-season record and broke his own school record with 13 sacks...earned All-Big Ten Conference and Academic All-Big Ten first-team honors during sophomore season...started every game at strongside



defensive end...set school season-record with 12 sacks...was a reserve defensive end but appeared in every game as freshman...was a pre-med major...drafted in the third round with the 91st selection overall.

PERSONAL: Married (Jen)...was a *USA Today* All-America second-team pick at Walsh Jesuit High in Stowe, Ohio...was a two-way starter as an inside linebacker/defensive end and tight end, earning Ohio Player of Year honors from Columbus Touchdown Club and District Player of Year from the *Akron Beacon Journal* in senior year...was a team captain, recording 86 tackles with 12 sacks...also lettered in basketball and track...finished third in shot put at state championships as junior and fourth in senior year...was a Pro Football Hall of Fame Scholastic Award winner...Full name: Michael George Vrabel.

VRABEL'S GAME-BY-GAME STATISTICS

1999		Sack/							
Date	Opponent	T	AT	TOT	YDS	INT	PD	FF	FR
9/12	at Cleveland	injured/did not play							
9/19	at Baltimore	injured/did not play							
9/26	SEATTLE	injured/did not play							
10/3	JACKSONVILLE	injured/did not play							
10/10	at Buffalo	injured/did not play							
10/17	at Cincinnati	injured/did not play							
10/25	ATLANTA	1	0	1	1/6	0	0	0	0
11/7	at San Francisco	2	1	3	0/0	0	0	0	0
11/14	CLEVELAND	0	1	1	1/1	0	0	0	0
11/21	at Tennessee	1	0	1	0/0	0	0	0	0
11/28	CINCINNATI	0	0	0	0/0	0	0	0	0
12/2	at Jacksonville	1	0	1	0/0	0	0	1	0
12/12	BALTIMORE	0	0	0	0/0	0	0	0	0
12/18	at Kansas City	0	0	0	0/0	0	0	0	0
12/26	CAROLINA	0	1	1	0/0	0	0	0	0
1/2	TENNESSEE	0	0	0	0/0	0	0	0	0
SEASON TOTALS		5	3	8	2/7	0	0	1	0


VRABEL'S CAREER STATISTICS

Regular Season

TACKLES	Solo	AT	Total	Sp.T.	Sacks	FF	FR
1997 Pittsburgh (AFC)	14	3	17	0	1.5	2	1
1998 Pittsburgh (AFC)	9	3	12	6	2.5	0	0
1999 Pittsburgh (AFC)	5	3	8	5	2.0	1	0
NFL Totals (3 years)	28	9	37	11	6.0	3	1

Postseason

TACKLES	Solo	AT	Total	Sp.T.	Sacks	FF	FR
1997 Pittsburgh (AFC)	2	0	2	0	1	1	0
NFL Totals (1 year)	2	0	2	0	1	1	0



WARD

86 HINES WARD

WIDE RECEIVER

HEIGHT- 6-0

WEIGHT-197

COLLEGE- Georgia

BIRTHDATE-August 14, 1975

BIRTHPLACE- Forest Park, Ga.

HOW ACQUIRED- Draft (3rd in 1998)

NFL EXPERIENCE- 3rd Year

GAMES PLAYED-STARTED - '98 (16-0), '99 (16-14)

CAREER TOTALS: 32-14



PRO: Has blossomed into a quality receiver...is a versatile athlete who had started at flanker, tailback, quarterback and split end, and handled punt and kickoff returns during his college career...has an outstanding ability to run after the catch, making him a threat to score every time he touches the ball. **1999:** Tied for the team lead with Troy Edwards with 61 receptions for 638 yards...averaged 10.5 yards a reception and scored a team-high seven TD receptions...also had one punt return for two yards and one kickoff return for 24 yards...also served as a valuable member of the special-teams...started in 14-of-16 games...led the team with a 16.4-yard-per-reception average...displayed his big-play capabilities in season-opener at Cleveland (9/12)...had the longest reception in the game, connecting with Kordell Stewart on a 42-yard gain that led to Steelers second TD...finished the game with three catches for 51 yards and a TD...scored on a one-yard pass from Mike Tomczak for the Steelers final TD in the fourth quarter, Ward's first career TD...started his second straight game at wide receiver at Baltimore (9/19)...finished with two receptions for 31 yards, a team-high 15.5 yards a catch...also had his first run of the season, a three-yard gain on a reverse...finished with two catches for 18 yards versus Seattle (9/26)...also was credited with a special-teams tackle and a tackle on an interception...caught two passes for 19 yards versus Jacksonville (10/3)...had one of his best days as a pro, finishing with a team-high six receptions for 67 yards and a TD, at Buffalo (10/10)...scored the team's first offensive TD in two games...also was nailed for a five-yard loss on a reverse...had three receptions for 18 yards at Cincinnati (10/17)...tied two other players—Courtney Hawkins and Will Blackwell—for team lead with three receptions in Monday Night game against Atlanta (10/25)...totaled 28 receiving yards...finished with four catches for 31 yards at San Francisco (11/7)...had a nifty 13-yard TD reception to give the Steelers a 14-3 first-half lead, leaping over a defender to gather the Kordell Stewart pass...collected a team-high four receptions for 39 yards versus Cleveland (11/14)...finished with three catches for 20 yards at Tennessee (11/21)...also registered one special-teams tackle...had his best day as a pro, setting career single-game highs for receptions and receiving yardage, versus Cincinnati (11/28)...caught seven passes, tying Troy Edwards for team honors, for a team-high 89 yards...scored his fourth TD reception of the season to lead the team in that category...also made a possible touchdown-saving tackle on a kickoff return by Tremain Mack...tied Bobby Shaw for team honors with four receptions for 35 yards, including a long of 25 yards, at Jacksonville (12/2)...caught three passes for 43 yards, including a 21-yard TD pass from Jerome Bettis versus Balti-



more (12/12)...averaged 14.3 yards a reception...finished with four receptions for 41 yards, including a long of 17, at Kansas City (12/18)...reached the 50-reception mark for the season...led the team with five receptions for 40 yards and a touchdown against Carolina (12/26)...also had one punt return for two yards...finished with six catches for 68 yards and one TD despite suffering a fracture in his lower back in the first half versus Tennessee (1/2)...returned one kickoff for 24 yards.

1998: Finished the season with 15 catches for 246 yards...averaged a team-high 16.4 yards a reception...also had one carry for 13 yards and completed a pass to Kordell Stewart for 17 yards...registered 28 total special-teams tackles, which ranked second on the team (one shy of leader John Fiala's 29)...was credited with four downed punts inside the 10-yard line and two saved punts inside the 20 (one at the one-yard line)...had the first reception of his career in the season-opener at Baltimore (9/6), a 12-yard pass from Kordell Stewart...sparkled on special teams, registering three solo tackles versus Chicago (9/13)...did not have any receptions...produced one of the few offensive bright spots at Miami (9/20) with a nifty pass-and-catch for 18 yards...had one special-teams tackle...was brilliant on special teams against Seattle (9/27) and tied Donta Jones with a team-high two solo special-teams tackles...produced another strong special-teams performance at Cincinnati (10/11)...was credited with two special-teams tackles...also made an excellent play by downing a fourth-quarter Josh Miller punt at the Cincinnati one-yard line that ultimately led to a Steelers' go-ahead field goal late in the game...displayed a glimpse of his vast talents at Kansas City (10/26), throwing a pass to Kordell Stewart for a 17-yard gain and a first down that eventually led to a field goal...also registered one solo special-teams tackle...lined up on several four-receiver sets...had the best day at that point of his rookie season on offense against Green Bay (11/9), catching two passes for 56 yards...had a spectacular catch-and-run covering 45 yards late in the second quarter that led to a Steelers touchdown...made a key block on Kordell Stewart's 30-yard run in the first quarter that set up a Steelers' touchdown...also had five special-teams tackles, including three solo stops...had a productive day as a receiver and on the special teams at Tennessee (11/15)...caught two passes for 21 yards...registered two special-teams tackles...produced another "big play" on special teams, nailing Tennessee punter Craig Hentrich for a one-yard loss on a fake punt attempt...continued to display his vast talents while blossoming into a fine receiver against Jacksonville (11/22)...finished with two catches for 26 yards...also was credited with one special-teams tackle...played well on special teams and as a receiver at Detroit (11/26)...led the team with four total special-teams tackles, including two solo stops...also had two receptions for 35 yards, including a long play of 25 yards...collected two receptions for 19 yards versus New England (12/6)...was unable to hang onto a potential TD in the fourth quarter...had another strong game on the special teams, finishing with three special-teams tackles (two solos)...had an outstanding leaping catch at Tampa Bay (12/13), his only one of the game, for 18 yards...sparkled on special teams versus Cincinnati (12/20) but had another tough day offensively by dropping a few passes...had one reception for 17 yards...ran one reverse for 13 yards, his first carry of the season...made a sensational play on a punt, keeping the ball out of the end zone in the second quarter and downing it at the two-yard line that helped lead to a Steelers' touchdown when Carnell Lake returned an interception 27 yards for the score...had one catch for 24 yards in the season-finale at Jacksonville (12/28).



COLLEGE: Finished his career ranked second in school history with 144 receptions...had 1,965 career receiving yards to rank third in team history...gained 3,870 all-purpose yards, second only to Herschel Walker (5,749)...was a 1997 All-American choice by *The Poor Man's Guide to the NFL Draft*...earned All-Southeastern Conference honors as a senior...led team with 55 receptions for 715 yards and six touchdowns...caught five passes for 99 yards and rushed three times for 66 yards against Northeast Louisiana...caught six passes for 102 yards and two TDs against Georgia Tech...had 12 receptions for 154 yards against Wisconsin in the Outback Bowl...was a 1996 Academic All-SEC pick...caught 52 passes for 900 yards (17.3 avg.) and five touchdowns...gained 170 yards on 26 carries, returned five punts for 47 yards and 13 kickoffs for 234 yards...named SEC Offensive Player of the Week after catching nine passes for 175 yards and a score...added 46 yards on eight rushes and a 30-yard kickoff return versus Auburn...started first two games in 1995 at flanker before moving to tailback for the third game, to quarterback for the fourth game, back to tailback for the seventh game, and then returned to quarterback for the final three contests...selected to the All-SEC Freshman team by the *Knoxville News-Sentinel*...earned bachelor's degree in consumer economics.

PERSONAL: Earned All-American honors from *Super Prep*, *Blue Chip Illustrated* & *USA Today*, and added All-State & Super Southern Top 100 honors at Forest Park (Ga.) High...was a two-time Clayton County Offensive Player of the Year...rushed for 1,111 yards and 14 touchdowns and completed 122-of-204 passes for 1,575 yards and 14 scores as a quarterback during his senior season...threw for 3,581 yards and 38 scores and rushed for 2,500 yards and 29 touchdowns during his three-year career...lives in Forest Park, Georgia...Full name: Hines Ward Jr.

Ward's Career Single-Game Highs

Regular Season

Receptions— 7 (11/28/99 vs. Cincinnati)
Yards Receiving— 89 (11/28/99 vs. Cincinnati)
Longest Reception— 45 (11/9/98 vs. Green Bay)

TDs Receiving— 1 (Several times, Last: 1/2/00 vs. Tennessee)

WARD'S GAME-BY-GAME STATISTICS

		RECEIVING					RUSHING				
1999		No.	Yds.	Avg.	TD	Lg.	No.	Yds.	Avg.	TD	Lg.
DATE	OPPONENT										
9/12	at Cleveland	3	51	17.0	1	42	0	0	0.0	0	0
9/19	at Baltimore	2	31	15.5	0	22	1	3	3.0	0	3
9/26	SEATTLE	2	18	9.0	0	10	0	0	0.0	0	0
10/3	JACKSONVILLE	2	19	9.5	0	11	0	0	0.0	0	0
10/10	at Buffalo	6	67	11.2	1	24	1	-5	-5.0	0	-5
10/17	at Cincinnati	3	18	6.0	0	13	0	0	0.0	0	0
10/25	ATLANTA	3	28	9.3	0	15	0	0	0.0	0	0
11/7	at San Francisco	4	31	7.8	1	13t	0	0	0.0	0	0
11/14	CLEVELAND	4	39	9.8	0	13	0	0	0.0	0	0
11/21	at Tennessee	3	20	6.7	0	9	0	0	0.0	0	0
11/28	CINCINNATI	7	89	12.7	1	34t	0	0	0.0	0	0
12/2	at Jacksonville	4	35	8.8	0	25	0	0	0.0	0	0
12/12	BALTIMORE	3	43	14.3	1	21t	0	0	0.0	0	0
12/18	at Kansas City	4	41	10.3	0	17	0	0	0.0	0	0
12/26	CAROLINA	5	40	8.0	1	12	0	0	0.0	0	0
1/2	TENNESSEE	6	68	11.3	1	15t	0	0	0.0	0	0
SEASON TOTALS		61	638	10.5	7	42	2	-2	-1.0	0	3



RECEIVING

RUSHING

1998

DATE	OPPONENT	No.	Yds.	Avg.	TD	Lg.	No.	Yds.	Avg.	TD	Lg.
9/6	at Baltimore	1	12	12.0	12	0	0	0	0.0	0	--
9/13	CHICAGO	0	0	0.0	0	0	0	0	0.0	0	--
9/20	at Miami	1	18	18.0	18	0	0	0	0.0	0	--
9/27	SEATTLE	0	0	0.0	0	0	0	0	0.0	0	--
10/11	at Cincinnati	0	0	0.0	0	0	0	0	0.0	0	--
10/18	BALTIMORE	0	0	0.0	0	0	0	0	0.0	0	--
10/26	at Kansas City	0	0	0.0	0	0	0	0	0.0	0	--
11/1	TENNESSEE	0	0	0.0	0	0	0	0	0.0	0	--
11/9	GREEN BAY	2	56	28.0	45	0	0	0	0.0	0	--
11/15	at Tennessee	2	21	10.5	11	0	0	0	0.0	0	--
1/22	JACKSONVILLE	2	26	13.0	19	0	0	0	0.0	0	--
11/26	at Detroit	2	35	17.5	25	0	0	0	0.0	0	--
12/6	NEW ENGLAND	2	19	9.5	10	0	0	0	0.0	0	--
12/13	at Tampa Bay	1	18	18.0	18	0	0	0	0.0	0	--
12/20	CINCINNATI	1	17	17.0	17	0	1	13	13.0	0	13
12/28	at Jacksonville	1	24	24.0	24	0	0	0	0.0	0	--
SEASON TOTALS		15	246	16.4	45	0	1	13	13.0	0	13

WARD'S CAREER STATISTICS

Regular Season


RECEIVING

	No.	Yds.	Avg.	LG	TD
1998 Pittsburgh (AFC)	15	246	16.4*	45	0
1999 Pittsburgh (AFC)	61*	638	10.5	42	7*
NFL Totals (2 years)	76	884	11.6	45	7

RUSHING

	No.	Yds.	Avg.	LG	TD
1998 Pittsburgh (AFC)	1	13	13.0	13	0
1999 Pittsburgh (AFC)	2	-2	-1.0	3	0
NFL Totals (2 years)	3	11	3.7	13	0

*Team Leader



WASHINGTON

20 DEWAYNE WASHINGTON

CORNERBACK

HEIGHT—5-11

WEIGHT—193

COLLEGE—North Carolina State

BIRTHDATE—December 27, 1972

BIRTHPLACE—Durham, N.C.

HOW ACQUIRED—Unrestricted Free Agent (1998)

NFL EXPERIENCE—7th Year

GAMES PLAYED-STARTED — '94 (16-16), '95 (15-14), '96 (16-16), '97 (16-16), '98 (16-16), '99 (16-16)

CAREER TOTALS: 94-93

STEELERS TOTALS: 32-32



PRO: Has been a pillar of consistency and experience for the Steelers since his acquisition Feb. 25, 1998...has started all 32 games since joining the team...has been the team's top interception leader the past two years. **1999:** Finished with 67 total tackles, including 57 solo stops...tied Scott Shields for the team lead with four interceptions...also tied for a team lead with 12 pass defenses...had a strong pre-season, registering 10 total tackles (nine solo stops)...also was credited with one pass deflection...had a solid season opener at Cleveland (9/12)...had one pass defense...produced the second multiple interception game as a Steeler at Baltimore (9/19)...intercepted a tipped pass by Deshea Townsend from Scott Mitchell on the Ravens opening series that led to a Steelers TD...also made an acrobatic catch for an interception deep in Steelers territory in the second quarter to thwart a Ravens scoring threat...also was credited with five total tackles, including four solos, and two pass defenses...had a busy day versus Seattle (9/26)...was credited with five total tackles, including four solo stops...also was credited with a pass defense...played a strong game versus Jacksonville (10/3), limiting Jacksonville's potent passing attack to just 85 yards...finished with six tackles, including five solos...played all but one snap at Buffalo (10/10)...finished with six total tackles...recovered from a sub-par performance against Buffalo with a solid effort at Cincinnati (10/17)...helped limit Cincinnati's explosive receivers to just 19 catches for an average of only 10.9 yards per catch...finished with five solo tackles...collected his third interception of the season...also had one pass defense...finished with four total tackles, including three solo stops, in Monday Night game versus Atlanta (10/25)...also had two pass defenses...logged all 71 defensive snaps at San Francisco (11/7)...registered four total tackles (two solos)...finished with five total tackles, including four solo stops versus Cleveland (11/14)...took over the team lead in interceptions with his fourth of the season at Tennessee (11/21)...also was credited with four total tackles (all solos)...finished with two solo tackles versus Cincinnati (11/28)...also was credited with two pass defenses...finished with nine total tackles at Jacksonville (12/2)...registered one solo tackle against Baltimore (12/12)...also was credited with one pass defense...logged 55 plays at Kansas City (12/18)...finished with two total tackles and one pass defense...played 55 defensive snaps against Carolina (12/26)...finished with four total tackles, all solos, and two pass



defenses...logged 60-of-62 defensive plays versus Tennessee (1/2)...finished with seven total tackles...also had one pass defense. **1998:** Finished third on the team with 94 total tackles, including 74 solo stops...also led the team with a career-high five interceptions and returned two for TDs (both in the Nov. 22 Jacksonville contest)...was credited with a team-high 29 pass defenses and recovered one fumble...had an exceptional game in his first regular-season start as a Steeler in the season-opener at Baltimore (9/6)...was second on the team with nine tackles (seven solos)...recovered a fumble on a punt return which allowed the Steelers to run the clock out at the end of the first half...finished with six tackles and one pass defense against Chicago (9/13)...would have had an excellent game except for a few unfortunate breaks at Miami (9/20)...was victimized on a touchdown pass which he appeared to have intercepted but the ball sailed through his hands, and the play ended in a Miami TD...finished with three total tackles and two pass defenses...recovered a fumble on the third offensive series...rebounded from his misfortunes in the Miami game with a spectacular performance versus Seattle (9/27)...was credited with six pass defenses and collected his first interception as a Steeler and the 11th of his career...was very active, registering a team-high 11 tackles, all solos, at Cincinnati (10/11)...also had one pass defense...was victimized twice by Bengals receiver Carl Pickens on their game-winning TD drive, despite having good position...redeemed himself from the previous week by registering eight tackles against Baltimore (10/18)...recorded his second interception of the season, thwarting a late, potential scoring drive by Baltimore midway through the fourth quarter that would have given the Ravens a lead...finished with three tackles at Kansas City (10/26)...made a big play on a long pass attempt from Elvis Grbac to Andre Rison that helped force an incompletion...played all 65 defensive plays versus Tennessee (11/1)...registered four total tackles (three solos)...also was credited with one pass defense...played another solid game against one of the premier passing offenses in the NFL versus Green Bay (11/9)...finished with a team-high six pass defenses...also registered his third interception of the season on a spectacular one-hand catch that led to the Steelers third-quarter field goal and a 27-0 lead...recorded seven total tackles, including six solo stops...registered eight tackles at Tennessee (11/15), including seven solo stops...also had one pass defense...played magnificently against Jacksonville (11/22) and produced his best day as a Steeler...became the first Steeler ever to return two interceptions for TDs in the same game, tying an NFL record and giving him five interceptions for TDs in his career...totaled 130 yards on interception returns...also finished with five pass defenses...was credited with six total tackles (five solos)...was named the AFC Defensive Player of the Week for his performance...finished with seven tackles, all solos, at Detroit (11/26)...also had one pass defense...played 74 of the 75 defensive plays versus New England (12/6)...finished with three total tackles, including three solo stops, and one pass defense...finished with five total tackles at Tampa Bay (12/13) and nearly had his sixth interception of the season but was ruled out-of-bounds...also blocked a Buccaneers field-goal attempt in the fourth quarter and with Pittsburgh still in contention...registered eight total tackles versus Cincinnati (12/20), including seven solo stops...also was credited with two pass defenses...played all 79 defensive downs...made a touchdown-saving tackle on Brandon Bennett in the third quarter after Bennett broke free on a 55-yard pass play from Jeff Blake. **1997:** Set a career-high for interceptions in a season (4)...tied Vikings team records for most returns for a touchdown by interceptions or fumbles in a career (4) and most interceptions returned for touchdowns (3)...started every



game but two in which he ever played for the Vikings. **1996:** Led club in passes defended (19)...finished fifth in tackles (83)...tied for the third most in a season in Vikings history with 19 passes defended...took lateral from Jeff Brady after an interception versus Detroit (9/1) and returned it 27 yards for the Vikings first points of season...was the fourth touchdown of his career, tying the team record for career defensive touchdowns and for career interceptions returned for a touchdown (3)...had both of his interceptions in victory over Carolina (10/6)...blocked first career field goal in fourth quarter versus Kansas City (11/3)...led team in tackles with a career-high 11 at Seattle (11/10)...tied for team lead in tackles with nine vs. Tampa Bay (12/15). **1995:** Finished second on the club in passes defended (11)...injured right shoulder versus Dallas (9/17)...missed the only game of career at Pittsburgh (9/24) due to injury...returned interception 25 yards to set up Robert Smith's game-winning touchdown run in overtime versus Houston (10/8)...led the team in tackles (8) in the Thanksgiving outing at Detroit (11/23)...did not start the season finale at Cincinnati (12/24)...had surgery during the offseason. **1994:** Finished with three interceptions...returned two of those interceptions for touchdowns...returned one fumble for a score...became the third rookie (Hall of Famer Lem Barney of Detroit in 1967; future Hall of Famer Ronnie Lott with San Francisco in 1981) in NFL history with three defensive touchdowns in a season, tying him for NFC lead with Deion Sanders and teammate Anthony Parker...matched Vikings season record for defensive touchdowns...returned first career interception 81-yards for his first NFL touchdown at Chicago (9/18)...interception was the longest ever by a Viking rookie...had spectacular 54-yard interception return for his second touchdown of the year in a 33-27 overtime victory over Chicago (12/1)...scored his final TD on a 17-yard fumble return in season finale versus San Francisco (12/26)...named Defensive Rookie of the Year by *College and Pro Football Newsweekly*...earned All-Rookie honors from *Pro Football Weekly* and *Pro Football Writers of America*...was the first Vikings rookie to start at cornerback since Issac Holt versus Atlanta (12/15) in 1985 and to start an opener since John Swain in 1981...is the only cornerback the Vikings have selected in the first round...was the first defensive back taken in the first round by Minnesota since safety Joey Browner in '83...was third defensive back taken in '94 behind Antonio Langham (ninth, Cleveland) and Aaron Glenn (12th, New York Jets).

COLLEGE: Led North Carolina State in interceptions (4) in '93...senior co-captain...had a pass interception, blocked punt, career-high 13 tackles, forced fumble and deflected pass in win over Texas Tech in '93...registered 66 tackles (51 solos) and three interceptions as a junior.

PERSONAL: Was an All-America selection by *The Sporting News*, *Super Prep* and *USA Today* at Northern Durham (N.C.) High School in 1989...had seven interceptions and four blocked punts for a 12-1 state-finalist squad...regarded as a top-five player in the nation by the *Orlando Sentinel*...collected 14 interceptions and 10 blocked punts in high school career...is the president of the Dewayne Washington Foundation which reconnects the links between the local business community and local youths in Pittsburgh and North Carolina...also sponsors a football camp for underprivileged youth in North Carolina...is the Steelers spokesman for the United Way...serves as a national spokesman for Spina Bifida...co-hosted a weekly radio show in Pittsburgh (with Mark Madden) on ESPN Radio 1250...graduated in multiple disciplinary studies with a concentration in community relations management at N.C. State...wife Adama...has a son Dewayne II (10/27/97)...Full name: Dewayne Washington.



WASHINGTON'S GAME-BY-GAME STATISTICS

1999		Sack/							
Date	Opponent	T	AT	TOT	YDS	INT	PD	FF	FR
9/12	at Cleveland	0	0	0	0/0	0/0	1	0	0
9/19	at Baltimore	4	1	5	0/0	2/1	0	0	0
9/26	SEATTLE	4	1	5	0/0	0/0	1	0	0
10/3	JACKSONVILLE	5	1	6	0/0	0/0	0	0	0
10/10	at Buffalo	6	0	6	0/0	0/0	0	0	0
10/17	at Cincinnati	5	0	5	0/0	1/0	1	0	0
10/25	ATLANTA	1	1	2	0/0	0/0	2	0	0
11/7	at San Francisco	2	2	4	0/0	0/0	0	0	0
11/14	CLEVELAND	4	1	5	0/0	0/0	0	0	0
11/21	at Tennessee	4	0	4	0/0	1/0	0	0	0
11/28	CINCINNATI	2	0	2	0/0	0/0	2	0	0
12/2	at Jacksonville	7	2	9	0/0	0/0	0	0	0
12/12	BALTIMORE	1	0	1	0/0	0/0	1	0	0
12/18	at Kansas City	1	1	2	0/0	0/0	1	0	0
12/26	CAROLINA	4	0	4	0/0	0/0	2	0	0
1/2	TENNESSEE	7	0	7	0/0	0/0	1	0	0
SEASON TOTALS		57	10	67	0/0	4/1	12	0	0

WASHINGTON'S CAREER STATISTICS

Regular Season


TACKLES	Solo	AT	Tot.	Sp.T.	Sacks	FF	FR	INTERCEPTIONS	No.	Yds.	Avg.	LG	TD
1994 Minnesota (NFC)	63	8	71	1	0.0	0	1	1994 Minnesota (NFC)	3	135	45.0	81t	2
1995 Minnesota (NFC)	56	9	65	0	0.0	0	0	1995 Minnesota (NFC)	1	25	25.0	25	0
1996 Minnesota (NFC)	72	11	83	0	0.0	0	0	1996 Minnesota (NFC)	2	27	13.5	27	1
1997 Minnesota (NFC)	74	10	84	0	0.0	0	0	1997 Minnesota (NFC)	4	71	17.8	27	0
1998 Pittsburgh (AFC)	74	20	94	0	0.0	0	1	1998 Pittsburgh (AFC)	5*	178	35.6	78t	2
1999 Pittsburgh (AFC)	57	10	67	0	0.0	0	0	1999 Pittsburgh (AFC)	4+	1	0.3	1	0
NFL Totals (6 years)	396	68	464	1	0.0	0	2	NFL Totals (6 years)	19	437	23	81t	5

Postseason

TACKLES	Solo	AT	Tot.	Sp.T.	Sacks	FF	FR	INTERCEPTIONS	No.	Yds.	Avg.	LG	TD
1994 Minnesota (NFC)	0	1	1	0	0.0	0	0	1994 Minnesota (NFC)	0	0	0.0	-	0
1996 Minnesota (NFC)	5	0	5	0	0.0	0	0	1996 Minnesota (NFC)	0	0	0.0	-	0
NFL Totals (2 years)	5	1	6	0	0.0	0	0	NFL Totals (2 years)	0	0	0.0	-	0

*Team Lead

+Tied for Team Lead



WITMAN

38 JON WITMAN

FULLBACK

HEIGHT- 6-1

WEIGHT- 240

COLLEGE- Penn State

BIRTHDATE- June 1, 1972

BIRTHPLACE- Wrightsville, Pa.

HOW ACQUIRED- Draft (3rd in 1996)

NFL EXPERIENCE- 5th Year

GAMES PLAYED-STARTED- '96 (16-4), '97 (16-1), '98 (16-10), '99 (16-16)

CAREER TOTALS: 64-31



PRO: Is a hard-nosed, blue-collar fullback...is a tough runner with very good receiving skills out of the backfield...also is a solid blocker...has started in all but one game the past two seasons. **1999:** Assumed a much greater role in 1999 as the primary fullback in the Steelers offense...was re-signed to a multi-year contract in the offseason that secured Witman's services for the next several years...started every game in the Steelers regular-two back set (the Steelers started six games with a different set)...also was a contributor on special teams...finished with six carries for 18 yards...also caught 12 passes for 106 yards...had two special-teams tackles...started his 16th game as a Steeler and had a pretty active day statistically for a Steelers fullback in season-opener at Cleveland (9/12)...had three carries for 11 yards, surpassing his rushing total from all of last season...also caught two passes for nine yards...had one carry for no gain and one reception for a yard at Baltimore (9/19)...started his third consecutive game at fullback versus Seattle (9/26)...caught one pass for four yards against Jacksonville (10/3)...had one carry for two yards at Buffalo (10/10)...collected one catch for five yards at Cincinnati (10/17)...also helped pave the way for Jerome Bettis' first 100-yard rushing performance as a lead blocker...started his seventh straight game in Monday Night contest against Atlanta (10/25)...had one carry for five yards versus Cleveland (11/14)...also caught a pass for two yards...caught one pass for seven yards at Tennessee (11/21)...had one reception for nine yards at Jacksonville (12/2)...produced a multi-reception game for the first time since the season-opener at Kansas City (12/18)...caught two passes for 25 yards, including a long of 20 yards...caught one pass for six yards against Carolina (12/26)...also helped pave the way for Jerome Bettis' season-high 137-yard performance and the Steelers second-highest rushing effort of the season (211 yards)...had the longest catch of his career, a 38-yard pass from Mike Tomczak in season-finale versus Tennessee (1/2)...also recorded one special-teams tackle.

1998: Was a key substitute for injured fullback Tim Lester...assumed the role of "The Bus Driver" while Lester was sidelined because of offseason shoulder and knee surgery and a later ankle injury at the end of the season...finished with one carry for two yards...also established a career high with 13 receptions for 74 yards...registered one special-teams tackle...was hampered in the preseason with back spasms...had two carries for five yards during the preseason...started his sixth career game at fullback in the season-opener at Baltimore (9/6)...did not have any carries...caught one pass for five yards...started his seventh career game against Chicago (9/13)...had two receptions for three yards...had his first reception of the



season at Miami (9/20), a two-yard gain...did not have any carries...rushed for two yards on one carry against Seattle (9/27)...also had one catch for seven yards...had one reception for 15 yards at Cincinnati (10/11)...started his sixth straight game at fullback versus Baltimore (10/18)...recorded no offensive statistics...registered one solo special-teams tackle...had his playing time at Kansas City (10/26) reduced to special teams due to return of starter Tim Lester...stepped in for the injured Lester versus Jacksonville (11/22) and accumulated his most significant offensive action since the Oct. 18 Baltimore game...made his first start since the Oct. 26 Kansas City game at Detroit (11/26)...caught a career-high four passes for 35 yards, averaging 8.8 yards a reception...started his second straight game since Tim Lester's injury versus New England (12/6)...had two receptions for two yards...also recorded one special-teams assist...earned his third straight start at Tampa Bay (12/13)...had one reception for five yards...returned to his role as a backup versus Cincinnati (12/20)...did not record offensive statistics...was credited with one special-teams tackle. **1997:** Contributed as a backup fullback and special-teams player in his second season...played in all 16 games and started one contest at Cincinnati (10/19)...also played in both playoff games...finished the season with 11 yards on five carries and had one catch for three yards...had eight special-teams tackles, including four solo stops...registered a special-teams assist against Denver in the AFC Championship game...made an appearance at tight end in the Cincinnati game (10/19)...had one carry for two yards at Jacksonville (9/22) and one rush for four yards against the Jaguars at Three Rivers (10/26). **1996:** Was the lone rookie running back to make roster and only rookie to play every game in 1996...selected as the team's 1996 Rookie of the Year by the Pittsburgh chapter of Pro Football Writers of America...started four of the last six games of season...carried the ball 17 times for 69 yards (4.1 avg.) and had two receptions for 15 yards...recorded his first NFL carries against the Buffalo Bills on Monday Night Football when filling in for Tim Lester in the fourth quarter...had four carries for 14 yards...recorded one more rush for seven yards at Kansas City (10/7)...played as the fourth-quarter fullback at Atlanta (10/27), subbing for an injured Lester (concussion)...had a season-high seven carries for 33 yards versus Rams (11/3)...collected first career reception at Miami (11/25)...rushed three times for two yards at Carolina (12/22)...set team record for longest postseason TD run (31 yards) versus Colts (12/29)...played in short-yardage package and kick-cover team during season...suffered a hernia during season that was surgically repaired.

COLLEGE: Ended career at Penn State with 63 carries for 366 yards and 15 touchdowns...averaged 5.8 yards per carry...shared fullback duties with Brian Milne (4th-round by Indianapolis in 1996) as a senior...played every game as fullback in sophomore year, after switching from outside linebacker in spring...dropped out of Penn State in August 1991 for personal reasons and worked two jobs...is pursuing a degree in sports medicine.

PERSONAL: Married (Michelle) with sons Jon Tyler Witman (1/22/96) and Evyn Jacob Witman (1/3/98)...lives in Wrightsville, Pa. ...was the state Player of the Year as defensive end and running back at Eastern York (Pa.) High...had 50 touchdowns during career...played in Pennsylvania-Maryland "Big 33" game...was a Super Prep high-school All-American...played both ways in high school but was recruited as a linebacker....Full name: Jon Doyle Witman.



Witman's Career Single-Game Highs

Regular Season

Yards Rushing- 33 (11/3/96 vs. St. Louis)
 Rushing Attempts- 7 (11/3/96 vs. St. Louis)
 Longest Run- 15 (11/3/96 vs. St. Louis)
 TDs Rushing- 0
 100-yard Games- 0
 Receptions-4 (11/26/98 at Detroit)
 Yards Receiving- 38 (1/2/00 vs. Tennessee)
 Longest Reception- 38 (1/2/00 vs. Tennessee)

Postseason

Yards Rushing- 48 (12/29/96 vs. Indianapolis)
 Rushing Attempts- 7 (12/29/96 vs. Indianapolis)
 Longest Run- 31t (12/29/96 vs. Indianapolis)
 TDs Rushing- 1 (12/29/96 vs. Indianapolis)
 100-yard Games- 0
 Receptions- 1 (1/5/97 at New England)
 Yards Receiving- 2 (1/5/97 at New England)
 Longest Reception- 2 (1/5/97 at New England)

WITMAN'S GAME-BY-GAME STATISTICS

RUSHING

RECEIVING

1999

DATE	OPPONENT	No.	Yds.	Avg.	TD	Lg.	No.	Yds.	Avg.	TD	Lg
9/12	at Cleveland	3	11	3.7	0	7	2	9	4.5	0	6
9/19	at Baltimore	1	0	0.0	0	0	1	1	1.0	0	1
9/26	SEATTLE	0	0	0.0	0	0	0	0	0.0	0	0
10/3	JACKSONVILLE	0	0	0.0	0	0	1	4	4.0	0	4
10/10	at Buffalo	1	2	2.0	0	2	0	0	0.0	0	0
10/17	at Cincinnati	0	0	0.0	0	0	1	5	5.0	0	5
10/25	ATLANTA	0	0	0.0	0	0	0	0	0.0	0	0
11/7	at San Francisco	0	0	0.0	0	0	0	0	0.0	0	0
11/14	CLEVELAND	1	5	5.0	0	5	1	2	2.0	0	2
11/21	at Tennessee	0	0	0.0	0	0	1	7	7.0	0	7
11/28	CINCINNATI	0	0	0.0	0	0	0	0	0.0	0	0
12/2	at Jacksonville	0	0	0.0	0	0	1	9	9.0	0	9
12/12	BALTIMORE	0	0	0.0	0	0	0	0	0.0	0	0
12/18	at Kansas City	0	0	0.0	0	0	2	25	12.5	0	20
12/26	CAROLINA	0	0	0.0	0	0	1	6	6.0	0	6
1/2	TENNESSEE	0	0	0.0	0	0	1	38	38.0	0	38
SEASON TOTALS		6	18	3.0	0	7	12	106	8.8	0	38

WITMAN'S CAREER STATISTICS

Regular Season

RUSHING

	Att.	Yds.	Avg.	LG	TD						
1996 Pittsburgh (AFC)	17	69	4.1	15	0	1996 Pittsburgh (AFC)	2	15	7.5	11	0
1997 Pittsburgh (AFC)	5	11	2.2	4	0	1997 Pittsburgh (AFC)	1	3	3.0	3	0
1998 Pittsburgh (AFC)	1	2	2.0	2	0	1998 Pittsburgh (AFC)	13	74	5.7	15	0
1999 Pittsburgh (AFC)	6	18	3.0	7	0	1999 Pittsburgh (AFC)	12	106	8.8	38	0
NFL Total (4 years)	29	100	3.4	15	0	NFL Totals (4 years)	28	1979	7.0	38	0


RECEIVING

Postseason

RUSHING

	Att.	Yds.	Avg.	LG	TD						
1996 Pittsburgh (AFC)	10	59	5.9	31t	1	1996 Pittsburgh (AFC)	2	15	7.5	11	0
1997 Pittsburgh (AFC)	0	0	0.0	-	0	1997 Pittsburgh (AFC)	0	0	0.0	-	0
NFL Total (2 years)	10	59	5.9	31t	1	NFL Totals (2 years)	2	15	7.5	11	0

RECEIVING

**WRIGHT**

2 ANTHONY WRIGHT

QUARTERBACK

HEIGHT- 6-1

WEIGHT- 195

COLLEGE- South Carolina

BIRTHDATE- February 14, 1976

BIRTHPLACE- Vanceboro, N.C.

HOW ACQUIRED- Undrafted Free Agent (1999)

NFL EXPERIENCE- 2nd Year

GAMES PLAYED-STARTED- '99 (0-0)


CAREER TOTALS: 0-0



PRO: Burst into training camp with his powerful right arm...unseated Pete Gonzalez for the number-two quarterback spot at the end of the 1999 season...will enter the 2000 season as the number-three incumbent behind Kordell Stewart and Kent Graham...impressed the coaching staff sufficiently to force the Steelers to keep four quarterbacks on the final 53-man roster...is a threat with both his arm and legs. **1999:** Was promoted to second-string quarterback for the regular-season finale versus Tennessee but did not play...was excellent in his limited playing time during the pre-season, completing eight-of-19 passes (42.1 percent) for 70 yards...also rushed for 34 yards on four carries, an 8.5-yard average...was deactivated Friday for 11 straight games...was designated as the third quarterback for the first time in the season at Jacksonville (12/2)...was promoted to the number-two quarterback for the game but did not play versus Tennessee (1/2).

COLLEGE: Recovered from a serious knee injury in 1997 to finish his career at South Carolina with a strong senior season...completed 145-of-273 passes for 1,899 yards, 10 touchdowns and 10 interceptions on an undermanned Gamecock team that finished 1-10...led South Carolina in total offense (1,955 yards)...finished senior year with a 116.3 passer rating...netted 56 yards rushing...gained 256 yards on the ground, but also suffered losses of 200 yards, mostly resulting from being sacked 24 times...scored three rushing touchdowns and ranked sixth on the team in scoring (18 points)...had a solid junior year cut short by a season-ending right knee injury versus Tennessee that required reconstructive surgery...completed 139-of-252 passes for 18 touchdowns (the third highest single-season touchdown total in South Carolina history) and only five interceptions in 1997...ranked seventh in the SEC in total offense (193.4) yards-per-game...threw for a career-high 1,850 yards as a first-year starter as a sophomore in 1996...completed 131-of-244 passes for eight touchdowns and six interceptions...completed 17-of-27 passes for two touchdowns and one interception as a redshirt freshman backup quarterback in 1995...majored in sports administration.

PERSONAL: Was named All-America by *Super Prep* magazine, which rated him the seventh-best quarterback in the nation and the second-best prospect in North Carolina...named the top quarterback in the Atlantic Coast region by *Deep South Recruiting Guide*...was the Gatorade Player-of-the-Year in North Carolina...passed for 4,890 yards, 44 touchdowns and 15 interceptions during his career at West Craven High School...is the cousin of former NFL defensive back Jesse Campbell...Full name: Anthony Wright.



ZEREQUE

21 AMOS ZEREQUE

RUNNING BACK

HEIGHT-5-8

WEIGHT-202

COLLEGE-West Virginia

BIRTHDATE-October 8, 1976

BIRTHPLACE-Hempstead, N.Y.

HOW ACQUIRED-Draft (3rd in 1999)

NFL EXPERIENCE-2nd Year

GAMES PLAYED-STARTED-'99 (8-0)

CAREER TOTALS: 8-0



PRO: Is a quick, explosive runner with a knack for eluding defenders...knows how to hit the hole with power...runs with agility, elusiveness, speed and balance. **1999:** Was a pleasant surprise for the Steelers in the preseason...saw limited action during the regular-season because of the depth at running back...dressed for eight games...had an excellent preseason, displaying the speed, quickness and strength that helped him become the all-time leading rusher in West Virginia history...finished the preseason as the team's leading rusher, compiling 170 yards on 43 carries, a 4.0 average...was ranked fifth in the entire in NFL in rushing for the preseason...also had four receptions for 10 yards...scored the Steelers only rushing TD of the preseason...performed solidly in his pro debut in season-opener at Cleveland (9/12), displaying both his toughness and quickness...finished with 44 yards on 17 carries...also had two receptions for 17 yards...saw limited action for the second straight week...was deactivated Sunday versus Jacksonville (10/3)...was deactivated Sunday for the second consecutive weeks at Buffalo (10/10)...was deactivated for the third consecutive week at Cincinnati (10/17)...dressed for the first time in six games at Tennessee (11/21)...played on some special teams...saw his first action from scrimmage since the season-opener at Cleveland against Cincinnati (11/28)...had one carry for four yards...also made his debut as a kickoff returner...returned two kickoffs for 40 yards...returned one kickoff for 15 yards at Jacksonville (12/2)...was deactivated Friday at Kansas City (12/18)...dressed but did not have a carry against Carolina (12/26)...accumulated most of his playing time on special teams versus Tennessee (1/2)...registered one special-teams assist.

COLLEGE: Was a second-team All-America selection by The Sports Network and a first-team All-Big East Conference pick...earned Big East Player of the Week honors against Syracuse, Rutgers and Tulsa...holds school records with 786 rushing attempts for 4,086 yards, 21 100-yard rushing performances and 4,673 all-purpose yards...ran for 40 touchdowns, which ranks second all-time in West Virginia history...holds the Mountaineer record with seven straight games with at least one touchdown run...is second in WVU career scoring with 252 points...is the only player in school history to rush for more than 1,000 yards in three different seasons...led the team with 1,462 yards and 13 touchdowns on 283 carries (5.2 avg.) in 1998...caught 23 passes for 184 yards (8.0 avg.) and a score, and added 168 yards on eight kickoff returns (21.0 avg.)...ranked sixth among NCAA rushers with 143 yards-per-game in 1998...led WVU with 84 points and an average of 164.9 all-purpose yards per game...was a third-team All-America pick by *The Sporting News*...voted



All-Big East Conference and All-ECAC first-team selection after 1997 season...was a semifinalist for the Doak Walker Award, given to the nation's top running back...led conference and set a school single-season rushing record with 1,589 yards on 281 carries (5.7 avg.) and 18 touchdowns in 1997, finishing one shy of a WVU record...ranked third among NCAA rushers with 150.5 yards-per-game...caught 16 passes for 131 yards (8.2 avg.)...was voted unanimous Big East Rookie of the Year by the league's coaches in 1996...was a first-team All-Big East Conference selection...set a WVU freshman rushing record with 1,035 rushing yards...redshirted as a freshman...majored in sports management.

PERSONAL: Set numerous records at W.C. Mepham (Hempstead, N.Y.) High...rushed for 5,360 career yards, scoring 59 touchdowns and 379 points, all Long Island school records...was a *Street & Smith* All-America, first-team All-State, All-Long Island and twice earned the Thorpe Award, given to the top prep player on Long Island...son of Ercilia and Bonde Zereoue...born in the Ivory Coast...Full name: Amos Zereoue.

ZEREOUE'S GAME-BY-GAME STATISTICS

		RUSHING					RECEIVING				
1999		No.	Yds.	Avg.	TD	Lg.	No.	Yds.	Avg.	TD	Lg.
DATE	OPPONENT										
9/12	at Cleveland	17	44	2.6	0	8	1	14	14.0	0	14
9/19	at Baltimore	0	0	0.0	0	0	0	0	0.0	0	0
9/26	SEATTLE	0	0	0.0	0	0	1	3	3.0	0	3
10/3	JACKSONVILLE	inactive/did not play									
10/10	at Buffalo	inactive/did not play									
10/17	at Cincinnati	inactive/did not play									
10/25	ATLANTA	inactive/did not play									
11/7	at San Francisco	inactive/did not play									
11/14	CLEVELAND	inactive/did not play									
11/21	at Tennessee	0	0	0.0	0	0	0	0	0.0	0	0
11/28	CINCINNATI	1	4	4.0	0	4	0	0	0.0	0	0
12/2	at Jacksonville	0	0	0.0	0	0	0	0	0.0	0	0
12/12	BALTIMORE	inactive/did not play									
12/18	at Kansas City	inactive/did not play									
12/26	CAROLINA	0	0	0.0	0	0	0	0	0.0	0	0
1/2	TENNESSEE	0	0	0.0	0	0	0	0	0.0	0	
SEASON TOTALS		18	48	2.7	0	8	2	17	8.5	0	14

ZEREOUE'S CAREER STATISTICS


Regular Season

RUSHING						RECEIVING					
Att.	Yds.	Avg.	LG	TD		No.	Yds.	Avg.	LG	TD	
1999 Pittsburgh (AFC)	18	48	2.7	8	0	1999 Pittsburgh (AFC)	2	17	8.5	14	0
NFL Totals (1 year)	18	48	2.7	8	0	NFL Totals (1 year)	2	17	8.5	14	0

KICKOFF RETURN					
No.	Yds.	Avg.	LG	TD	
1999 Pittsburgh (AFC)	3	55	18.3	20	0
NFL Totals (1 year)	3	55	18.3	20	0



STEELERS FREE AGENT VETERANS

**CODIE**

24 NAKIA CODIE


SAFETY

HEIGHT– 6-2**WEIGHT**– 208**COLLEGE**–Baylor**BIRTHDATE**– January 20, 1976**BIRTHPLACE**– Cleburne, Texas**HOW ACQUIRED**– FA-00**NFL EXPERIENCE**– 1st Year

PRO: Signed with the Steelers on April 4, 2000...spent the 1999 season on the Detroit Lions practice squad after signing with the Lions as a rookie free agent...has good size and speed...is very physical.

COLLEGE: Was a three-year starter who finished his career with 283 tackles...played both safety spots...tied for second on team with 90 tackles as a senior in 1998...was honorable mention All-Big 12 pick as a junior in 1997 when he finished with 88 tackles, despite missing the last three games...registered a career-high 18 tackles in game at Michigan...started at free safety as a sophomore in 1996 and made 75 tackles and blocked two kicks on special teams...was the team's top backup at both safety spots as a freshman in 1995...started two games as a freshman...finished freshman year with 30 tackles and blocked one kick on special teams...was a member of Baylor's track team...finished seventh in the long jump at the 1996 Big 12 outdoor meet...majored in telecommunications.

PERSONAL: Was rated the top safety in the nation by *Blue Chip Magazine*...was a *SuperPrep* All-American pick...attended Cleburne High School...son of the late Francie Codie...has one brother and three sisters...Full name: Nakia Codie.

**McWASHINGTON**

15 SHAWN McWASHINGTON


WIDE RECEIVER

HEIGHT– 5-9**WEIGHT**– 180**COLLEGE**– Washington State**BIRTHDATE**– January 25, 1975**BIRTHPLACE**– Seattle, Wash.**HOW ACQUIRED**– FA-'00**NFL EXPERIENCE**– 1st Year

PRO: Signed with the Steelers on April 20, 2000...is an elusive runner after the catch...has experience returning kicks...was in training camp with the Kansas City Chiefs in 1998 and '99 but was released prior to the season both years...signed with the San Diego Chargers on Feb. 16, 2000 but was released on March 27...played in NFL Europe in 1999 with the Amsterdam Admirals...led Amsterdam with 39 receptions for 426 yards (10.9 avg.) and two TDs...had a career-best eight catches for 120 yards against the Frankfurt Galaxy on May 6, 1999.

COLLEGE: Played in 37 games and started 20 for Washington State...caught 64 passes for 957 yards (15.0 avg.) and four touchdowns during his career...added 11 kickoff returns for 176 yards (16.0 avg.)...threw one touchdown pass...started 10 games at wide receiver and helped lead team to the Rose Bowl as a senior in 1997...caught 31 passes for 556 yards (17.9 avg.) and three TDs...posted a career-best five receptions for 162 yards and one touchdown against Arizona State...started eight games as a junior and caught 18 passes for 235 yards (13.1 avg.) and threw one touchdown pass against Oregon State...played in 11 games as a sophomore, including starts in the final two contests...caught 15 passes for 166 yards (11.1 avg.) and one touchdown...majored in communications.

PERSONAL: Lettered three times in football as a quarterback and cornerback at Seattle's Garfield High School...lettered once in track...father, Ammon McWashington played football at Washington State from 1965-'66...Full name: Shawn Ammon McWashington.



THARPE

79 LARRY THARPE

OFFENSIVE TACKLE

HEIGHT-6-4

WEIGHT-305

COLLEGE-Tennessee State

BIRTHDATE-November 19, 1970

BIRTHPLACE-Macon, Ga.

HOW ACQUIRED-FA-'00

NFL EXPERIENCE-8th Year

GAMES PLAYED-STARTED-'92 (11-0), '93 (5-3), '94 (0-0), '95 (16-16), '96 (0-0), '97 (16-15), '98 (16-9), '99 (DNP)

CAREER TOTALS: 64-43




PRO: Signed with the Steelers on April 4, 2000 after sitting out the 1999 season...played with the Detroit Lions in 1997 and '98 but was not re-signed after the '98 season... started at right tackle in nine games with Detroit in '98 and started all 16 games at right tackle in '97...was with New England in 1996...played for Arizona in 1995 after signing with the Cardinals as a restricted free agent...played his first three NFL seasons (1992-'94) with Detroit after being drafted by the Lions in the sixth round in 1992 (145th overall). **1997:** Started 15 regular-season games in addition to the NFC Wild Card playoff game at Tampa Bay...missed his only start of the season on Nov. 27 against Chicago due to a sprained ankle, but saw action late in the game. **1996:** Signed with New England as an unrestricted free agent on April 29...was inactive for six of the Patriots' first seven games...was active but did not play at Baltimore on Oct. 6...was released by New England on Oct. 23. **1995:** Started all 16 games for Arizona...played both tackle positions...was forced to move to left tackle during the seventh game of the season due to injuries along the offensive line...started final 10 games at left tackle. **1994:** Was a reserve tackle for the Lions...was inactive for 15 games...was active but did not play against Tampa Bay on Nov. 13. **1993:** Saw action in five games, including three starts...made his first career start against Arizona (Sept. 26) in place of the injured Lomas Brown...was inactive for five games. **1992:** Injured knee and back and was placed on the injured reserve for the first five games...saw backup action in the final 11 games.

COLLEGE: Was a three-year starter at Tennessee State...named All-Ohio Valley Conference as a senior...earned second-team All-Conference honors as a junior in 1990...made 11 special teams tackles, forced six fumbles and recovered four others while covering kicks...majored in health, physical education and recreation.

PERSONAL: Earned Offensive Lineman of the Year honors as a senior at Southwest High in Macon, Georgia...is the son of David and Jacquelin Tharpe...Full name: Larry Tharpe.



STEELERS 2000 DRAFT PICKS


BURRESS

88 PLAXICO BURRESS

WIDE RECEIVER

(Pronounced PLEX-ico)

HEIGHT– 6-5½

WEIGHT– 229

COLLEGE–Michigan State

BIRTHDATE– August 12, 1977

BIRTHPLACE– Norfolk, Va.

HOW ACQUIRED– D1-'00 (#8)


NFL EXPERIENCE– Rookie


Is a superb athlete who possesses great height, long arms and explosive acceleration...is an excellent leaper who uses his size to shield defenders from the ball...established a Big Ten Conference single-season record by catching 65 passes in his first season of collegiate football...exceled on the special team coverage units, using his outstanding leaping ability as a kick blocker...despite playing only two seasons at Michigan State, ranks second in career touchdown catches (20), third in receptions (131) and fourth in receiving yards (2,155)...was an All-American second-team selection by SportsPage.com and an All-Big Ten Conference first-team pick in 1999...broke his own school season-record that he set in 1998 (65 catches) with 66 receptions for 1,142 yards (17.3 avg) and 12 touchdowns...established Spartans single-season record 12 touchdown receptions, eclipsing the previous record of eight that Burress shared (1998) with Andre Rison (1988) and Bob Carey (1949)...forced two fumbles, recovered one fumble and registered 7 tackles (5 solos) on special teams...set a school record with 255 yards receiving on 10 receptions versus Michigan...closed out career with a school-record 13 receptions for 185 yards and three touchdowns versus Florida in the Citrus Bowl...broke the single-game record of 12 receptions set by tight end Mitch Lyons in 1992...was an All-Big Ten Conference first-team selection in 1998 by The Sports Network and earned second-team accolades from the league's media...shared Spartan Outstanding Underclass Back Award honors with tailback Sedrick Irvin and wide receiver Gari Scott...started all year at split end and established a school season-record with 65 receptions, topping the previous mark of 60 catches by Courtney Hawkins in 1989...gained more than 100 yards receiving in four contests...ranked third in the conference with an average of 84.4 yards and fifth with an average of 5.4 catches-per-game...recorded six solo tackles and forced a fumble on special teams....did not play in 1997...attended Fork Union Military Academy in 1996 and caught 33 passes for 807 yards (24.5 avg.) and 12 touchdowns...majored in communications.

PERSONAL: Was *Parade*, *Prep Football Report* and *National Recruiting Advisor* All-American first-team choice at Green Run (Virginia Beach, Va.) High...rated the best receiver in the nation by *Scholastic Sports*...was an All-State first team pick as



a receiver & free safety as a senior...led the team to three straight Class AAA state titles...holds the school's career-records with 86 receptions, 38 touchdown catches and an incredible 22 blocked punts...caught 22 passes for 590 yards (26.8 avg.) with 16 touchdowns while also intercepting eight passes & blocking 12 kicks (eight punts, four field goals) as a senior...was an All-State, All-District & All-Tidewater Area selection as a junior, catching 20 passes for 496 yards (24.8 avg.), including 14 touchdowns...was an All-State second-team selection in basketball as a senior when he averaged 19.6 points, 13.2 rebounds, 4.1 steals and 3.1 blocks...was a national semifinalist in the 400 intermediate hurdles (52.6)...won the state 300 intermediate hurdles title (37.6) as a senior...is the son of Vicki Burress...has two brothers, Rick and Carlos...Full name: Plaxico Burress.



SMITH

77

MARVEL SMITH

OFFENSIVE TACKLE

HEIGHT-6-5

WEIGHT-320

COLLEGE-Arizona State

BIRTHDATE-August 6, 1978

BIRTHPLACE-Oakland, Calif.


HOW ACQUIRED-D2-'00 (#7, 38)

NFL EXPERIENCE-Rookie



Is a very agile blocker with great coordination...plays with a high level of intensity on every down...was an All-American first-team selection by *Football News* in 1999...received third-team honors from *The Sporting News* and was an All-Pac 10 Conference first-team pick...graded 92 percent for blocking consistency and registered 80 knockdowns...made zero assignment errors and allowed only one sack while not being flagged for a penalty all year...started every game at left tackle, paving the way for an offense that averaged 389.9 yards per game...was an All-Pac 10 Conference honorable mention as a sophomore in 1998...started all year at left tackle, grading 89 percent for blocking consistency as the team averaged 411.8 yards-per-game...played in 10 games, starting seven contests, including the last five as a redshirt freshman...graded 87 percent for blocking consistency as he delivered 46 knockdowns...helped the Sun Devils average a Pac-10 best 193.8 yards rushing per game, and 4.5 yards-per-run...earned bachelor's degree in interdisciplinary studies.

PERSONAL: Was a 1996 graduate of Skyline (Oakland, Calif.) High...earned first-team All-Bay Area as well as second-team All-East Bay honors his senior year...named All-City during his junior and senior seasons...voted Skyline Offensive Player of the Year...named *West County Times* "Cream of the Crop" in 1995...ranked as the eighth-best college prospect in the Bay Area...earned prep All-Star first-team honors...became the school's first lineman to receive a Division I-A scholarship...is the son of James Smith and Nicole Jackson...Full name: Marvel Amos Smith.

**CLANCY**

96 KENDRICK CLANCY


NOSE TACKLE

HEIGHT-6-1
 WEIGHT-280
 COLLEGE-Mississippi
 BIRTHDATE-September 17, 1978
 BIRTHPLACE-Tuscaloosa, Ala.
 HOW ACQUIRED-D3a-'00 (#10, 72)
 NFL EXPERIENCE-Rookie



Is an explosive defensive lineman who excels at stopping the run...shows good lateral agility and is very effective using his power to shoot the gaps...was a third-team All-American selection by *The Sporting News* and *Football News* in 1999...was an All-Southeastern Conference first-team choice...started eight games at right defensive tackle...earned team Player of the Week honors versus Memphis, Auburn, South Carolina and Georgia while serving as squad tri-captain...finished with 49 tackles (29 solos), seven sacks and 18 tackles for losses...played in every game in 1998, starting nine contests (eight at left tackle, one at right tackle)...recorded 55 tackles (34 solos) with 1½ sacks and 15 tackles for losses...had a fumble recovery and four forced fumbles...earned Max Emfinger's JUCO 150 Century Club All-American and Super Prep JUCO Top 100 honors at East Central (Miss.) Community College in 1997...added All-South Division first-team honors...recorded 191 tackles (101 solos) with 17 sacks during his two-year career (1996-97)...majored in criminal justice.

PERSONAL: Lettered three times in football at Holt (Tuscaloosa, Ala.) High...is the son of Annette and Ronnie Lewis...has three brothers and one sister...Full name: Kendrick Clancy.

**POTEAT**

22 HANK POTEAT

CORNERBACK

HEIGHT-5-10
 WEIGHT-190
 COLLEGE-Pittsburgh
 BIRTHDATE-August 30, 1977
 BIRTHPLACE-Harrisburg, Pa.
 HOW ACQUIRED-D3b-'00 (#15, 77)
 NFL EXPERIENCE-Rookie




Skilled man-coverage defender with good size and excellent speed...is smooth coming out of his backpedal, changing speeds easily in reverse...is an effective return specialist who patiently waits for blocks to develop...reads receivers' moves well and can shorten his stride instantly to redirect to the ball...set school record with 1,917



yards on kickoff returns...was voted 1999 All-American third-team and Super Sleeper Team selection by SportsPage.com...added All-Big East Conference honors while starting every game at weakside cornerback...made 44 tackles (33 solos), forced one fumble, deflected nine passes and intercepted three passes as a senior...returned 17 kickoffs for 401 yards (23.6 avg) and ranked seventh in the nation with 19 punt returns for 307 yards (16.2 avg), including a touchdown...was a 1998 All-American second-team choice by *Football Digest* and a consensus All-Big East Conference first-team pick...started the first 10 games at weakside cornerback...recorded 57 tackles (37 solos) with eight pass defenses and six interceptions...set a school single-season record with 764 yards on 36 kickoff returns...added 307 yards on 19 punt returns...began the 1997 season at tailback before moving to cornerback...appeared in every game, starting the final four contests...recorded 28 tackles (21 solos) with an interception...ran seven times for 2 yards (0.3 avg.) and caught four passes for 48 yards (12.0 avg.)...returned 11 kickoffs for 307 yards (27.9 avg.) and six punts for 43 yards (7.2 avg.)...played in eight games as a freshman in 1996... served as a reserve cornerback in three contests before moving to tailback for the final five games...recorded seven tackles (six solos)...returned 17 kickoffs for 445 yards (26.2 avg.) and three punts for 18 yards (6.0 avg.)...carried 20 times for 88 yards (4.4 avg.) and caught six passes for 47 yards (7.8 avg.)...majored in business.

PERSONAL: Played in five games at Maine Central Institute (Prep School) in 1995...was a Reebok, *Street & Smith's* and *Blue Chip Illustrated* All-American selection, twice earning All-Conference honors as a defensive back and running back at Harrisburg (Pa.) High...lettered four times in football...lettered three times in both track and basketball...was a member of the National Honor Society...is the oldest of five children (four sisters) of Jacqueline and Dr. H. Major Poteat...Full name: Henry Major Poteat II.



FARMER

16 DANNY FARMER

WIDE RECEIVER

HEIGHT-6-3

WEIGHT-217

COLLEGE- UCLA

BIRTHDATE- May 21, 1977

BIRTHPLACE- Los Angeles, Calif.

HOW ACQUIRED- D4-'00 (#9, 103)

NFL EXPERIENCE- Rookie




Was a four-year starter who had a very good junior year but was slowed by injuries as a senior...is an accomplished route runner who makes sharp cuts and finds open areas well...has deceiving speed...caught 29 passes for 573 yards (19.8 avg.) and three touchdowns in 1999 despite missing two games with a high-ankle sprain and being nagged by a groin injury throughout the season...set career-bests with 58 receptions for 1,274 yards (22.0 avg.) and nine touchdowns as a junior in 1998...caught



41 passes for 649 yards and three touchdowns in 1997...is a two-sport athlete who also played volleyball...majored in history.

PERSONAL: Earned eight varsity letters in football (two), basketball (two) and volleyball (four) at Loyola High School...earned first-team All-League honors and second-team All-City honors in football as a senior...caught 43 passes for 683 yards and 11 touchdowns during senior year...averaged 16 points and 12 rebounds as a senior...earned Mission League Player of the Year and CIF Division I Player of the Year honors in volleyball as a senior...his father, George Farmer played football and basketball at UCLA and played wide receiver for the Chicago Bears and Detroit Lions...has a twin brother named Tim and an older sister named Kim...Full name: Daniel Steven Farmer.



HAGGANS

53 CLARK HAGGANS

LINEBACKER

HEIGHT—6-3

WEIGHT—250

COLLEGE—Colorado State

BIRTHDATE—January 10, 1977

BIRTHPLACE—Torrance, Calif.


HOW ACQUIRED—D5a-'00 (#8, 137)

NFL EXPERIENCE—Rookie



Played defensive end in college after walking-on as a freshman...is physical and aggressive...has very good lateral quickness and agility... is a productive and tenacious pass rusher...is Colorado State's all-time sacks leader...finished 1999 with 87 tackles, 14 tackles for losses and eight sacks...registered 66 tackles, including 14 tackles for losses and 11 sacks as a junior...started every game and recorded 66 tackles (16 for losses) and 11 sacks in 1997...registered 43 tackles, 10 stops for losses and three sacks in 1996...redshirted as a walk-on in 1995...majored in art.

PERSONAL: Played football, basketball and track at Peninsula High School in Torrance, Calif...earned three varsity letters in each sport...was named All-League as a tight end and a defensive tackle in 1993 and '94, respectively...also earned All-Division honors...helped Peninsula to league title in 1994...is the son of Ollie and Doris Haggans...has one sister...Full name: Clark Cromwell Haggans.

**MARTIN**


17 TEE MARTIN

QUARTERBACK

HEIGHT–6-1½**WEIGHT**–221**COLLEGE**–Tennessee**BIRTHDATE**–July 25, 1978**BIRTHPLACE**–Mobile, Ala.**HOW ACQUIRED**–D5b-'00 (#34, 163)**NFL EXPERIENCE**–Rookie

Is an intelligent passer with an accurate touch...is an excellent athlete with the strength and speed to scramble when necessary...has a quick release and a very strong arm...ranks fourth on the school's career-record lists with 326 completions of 588 passes for 4,592 yards with 32 touchdowns and 5,206 yards in total offense...holds Tennessee's all-time record for quarterbacks with 16 touchdowns rushing....was an All-Southeastern Conference first-team selection by the league's coaches as a senior in 1999...completed 165-of-301 passes (54.1 percent) for 2,317 yards and 12 touchdowns...ran for 317 yards and nine scores (school season-record for quarterbacks) on 81 carries (3.9 avg)... opened the season by completing 14-of-21 passes for 264 yards with touchdowns of six and 55 yards against Wyoming...completed 22-of-44 attempts for 311 yards and ran seven times for 43 yards with a 19-yard touchdown against Arkansas...closed out his career with 223 yards and a touchdown on 19-of-34 passes against Nebraska in the Fiesta Bowl...started every game as a junior in 1998...completed 153-of-267 passes (57.3 percent) for 2,164 yards and 19 touchdowns and only six interceptions...rushed 103 times for 287 yards (2.8 avg.) and seven scores...averaged 204.3 yards-per-game in total offense...guided Tennessee to the national championship and gained 278 yards on 11-of-18 throws with a pair of scores against Florida State in the Fiesta Bowl...appeared in five games in 1997, seeing limited action as Peyton Manning's backup... completed six-of-12 passes (50.0 percent) for 87 yards and a touchdown...saw minimal action in five games, completing two-of-four passes for 24 yards...majored in family studies.

PERSONAL: Was selected as a *Parade* All-American and rated best prospect in Alabama...added All-State honors as quarterback and punter at Williamson (Mobile, Ala.) High...was a four-year starter at quarterback...completed 245-of-558 passes for 4,054 yards and 36 touchdowns while rushing for 1,035 yards and 13 touchdowns during his high school career...had more than 1,400 yards of total offense with 18 scores in only eight games as a senior...completed 62-of-136 passes for 1,003 yards and eight touchdowns in senior year...passed for 2,058 yards with 21 touchdowns and nine interceptions while completing 176-of-269 passes as a junior...averaged 43.3 yards as punter...participated in track and basketball...Full name:Tamaurice Nigel Martin.



COMBS

73 CHRIS COMBS

DEFENSIVE END

HEIGHT-6-4

WEIGHT-284

COLLEGE-Duke

BIRTHDATE-December 15, 1976

BIRTHPLACE-Roanoke, Va.


HOW ACQUIRED-D6a-'00 (#7, 173)

NFL EXPERIENCE-Rookie



Is a very intense player with long arms, a muscular physique and super initial quickness...uses his hands well to neutralize blocks...holds the school career-record with 57½ stops behind the line of scrimmage and ranks second with 21 quarterback sacks...was a 1999 All-Atlantic Coast Conference first-team selection for the second straight year...lined up at strongside defensive tackle and recorded 57 tackles (42 solos) with three sacks, 10 quarterback pressures and a team-high 15 stops for losses...forced and recovered one fumble and blocked one kick...was a 1998 All-ACC and Academic All-ACC pick...started every game at strongside tackle... led the team with four sacks and 14.5 stops for losses... was credited with 18 quarterback pressures...forced two fumbles and recovered another...was a second-team All-ACC pick as a sophomore in 1997...earned team Outstanding Defensive Lineman honors...started every game and recorded a career-high 74 tackles (56 solos) and led the team with six sacks and 17 stops for losses...was credited with 23 quarterback pressures, deflected three passes and recovered and forced a fumble...appeared in every game as a redshirt freshman in 1996, starting seven contests...recorded 53 tackles (26 solos) with a team-high eight sacks and 11 stops for losses (both team records for freshmen)...was credited with six quarterback pressures and a pass deflection...earned a bachelor's degree in sociology.

PERSONAL: Was a *Roanoke Times & World News* Top 25 pick, adding *Super Prep* Top 25 (ranked 13th in the state) and All-State Class AAA selection at Patrick Henry (Roanoke, Va.) High...lettered twice in football as a defensive end and tight end...added three letters in track and four more in baseball...clocked a personal best 52.9 in the 400-meters...was an honor roll student...is the son of Glen and Marsha Combs...father played basketball at Virginia Tech (1965-69) and in the American Basketball Association until 1975...Full name: Christopher Brandon Combs.

**GAVADZA**

48 JASON GAVADZA

TIGHT END

HEIGHT—6-3
WEIGHT—245
COLLEGE—Kent
BIRTHDATE—January 31, 1976
BIRTHPLACE—Toronto, Ontario, Canada.
HOW ACQUIRED—D6b-'00 (#38, 204)
NFL EXPERIENCE—Rookie




Is a very good athlete with above-average quickness and mobility... has the speed to get down field...catches the ball easily...ranks eighth in Kent history in career receptions (86), sixth in career receiving yards (1,312) and is tied for second in career receiving touchdowns (13)...is the leading receiving tight end in school history...was a first-team All-Mid American Conference selection as a senior in 1999...caught 47 passes for 654 yards and seven touchdowns...ranked fourth among Division I-A tight ends in receptions and third in receiving yards and touchdowns...played in every game but started just three in '98, catching 19 passes for 260 yards and two scores...started in '97, when he caught 19 passes for 382 yards and four touchdowns... got his first start and first catch (for nine yards) in '96...redshirted as a freshman in 1995...earned a bachelor's degree in finance and is pursuing a master's degree in business administration.

PERSONAL: Earned three letters in football and two in basketball at Michael Power High School...won league football championship all four years of his career...was a provincial football all-star in 1993 and 1994...started five positions during prep career...is the son of Maria Gavadza...has one sister and two brothers...Full name: Jason Gavadza.



STEELERS ROOKIE FREE AGENTS


ATTEBERRY


5 KYLE ATTEBERRY KICKER

HEIGHT-5-11
WEIGHT-169
COLLEGE-Baylor
BIRTHDATE-April 27, 1976
BIRTHPLACE-Kingwood, Tx.
HOW ACQUIRED-FA-'00
NFL EXPERIENCE-Rookie



Is a versatile kicker who handled placements and punts in college...handled field goals and extra points as a freshman and a senior...scored 91 points during college career...converted 14-of-26 field goal attempts during career...placed 17-of-35 kickoffs into the end zone...handled punting duties during final three seasons and averaged 42.2 yards-per-punt...averaged 40.7 yards on 77 punts as a senior...converted nine-of-15 field goals as a senior, including a career-best 52-yard kick...averaged a career-best 43.3 yards-per-punt as a junior, including a career-best 73-yard punt...named first-team All-Academic Big 12 punter...averaged 42.6 yards-per-punt as a sophomore after replacing his older brother Ty at punter...scored a career-high 50 points as a redshirt freshman in 1996, including 35 PATs and five-of-11 field goals...majored in aviation science.

PERSONAL: Was rated as the top kicker in Texas as a senior in 1994...converted all 23 of his PAT attempts, kicked seven field goals and averaged 42.1 yards-per-punt...named to *Bluechips Magazine* All-America team...was selected as Texas top 100s honoree by the *Dallas Morning News*, *Waco Tribune-Herald*, *Lubbock Avalanche-Journal*, *Houston Post*, and the *Houston Chronicle*...was an all-state punter and an honorable mention all-state kicker...is the son of Dave and Lois Atteberry...has two older brothers, Dwight and Ty...Full name: Kyle Alton Atteberry.


BATTLES

28 AINSLEY BATTLES SAFETY


HEIGHT-5-10
WEIGHT-190
COLLEGE-Vanderbilt
BIRTHDATE-November 6, 1977
BIRTHPLACE-Lilburn, Ga.
HOW ACQUIRED-FA-'00
NFL EXPERIENCE-Rookie





Is an aggressive hitter who reacts quickly in run support...breaks aggressively in pass coverage and reads routes well...started 33 consecutive games at strong safety...recorded 279 tackles during his career...registered 113 tackles as a senior to finish second in the SEC and first among defensive backs in the conference...recorded a career-high 14 tackles at Ole Miss...made 100 tackles as a junior to rank fourth in the SEC...majored in human and organizational development.

PERSONAL: Lettered in football and track at Parkview (Lilburn, Georgia) High School...was voted All-American at safety as a senior...was co-captain of the football team where he played running back and safety...played in the Georgia North-South Game and finished second on the team (North) in tackles...set school records in the 4x100-meter relay and the 100-meter hurdles...is the son of Carl and Sheila Battles...has an older brother (Carl Jr.) and a younger sister (Bridget)...Full name: Ainsley Battles.



BROWN

19

DEMETRIUS BROWN


WIDE RECEIVER

HEIGHT-6-3
 WEIGHT-209
 COLLEGE-Wisconsin
 BIRTHDATE-April 10, 1976
 BIRTHPLACE-Milwaukee, Wi.
 HOW ACQUIRED-FA-'00
 NFL EXPERIENCE-Rookie



Is a physical receiver who spent time at safety during his college career...caught 14 passes for 187 yards during his career, including 13 receptions for 150 yards as a senior...caught a career-high four passes against Indiana for 46 yards...caught three passes for 58 yards against Iowa...played 10 games on special teams and as a reserve receiver in 1998...caught one pass for 37 yards in win over Ohio State...started the season opener and regular-season finale at strong safety as a sophomore in 1997...saw action in 12 games...recorded 10 tackles...was a reserve receiver and special teams performer as a redshirt freshman in 1996...was credited with four special teams tackles...majored in history.

PERSONAL: Received All-State consideration as a senior quarterback at Vincent High School in Milwaukee...was a three-time All-League choice...named conference Offensive Player of the Year after passing for 700 yards and 10 touchdowns...threw for 875 yards and 12 touchdowns as a junior...intercepted 12 passes as a sophomore defensive back...was a four-year honor student...is the son of Cynthia and Monroe Young...Full name: Demetrius Brown.

**CURRY**

25 SEDRICK CURRY


CORNERBACK

HEIGHT-6-1
 WEIGHT-193
 COLLEGE- Texas A&M
 BIRTHDATE- November 23, 1976
 BIRTHPLACE- Houston, Texas
 HOW ACQUIRED- FA-'00
 NFL EXPERIENCE- Rookie



Is a speedy defender who was a big-play specialist throughout his college career...intercepted nine passes during college career, including three in each of his final three seasons...recorded 48 tackles, three interceptions, five pass defenses and two fumble recoveries while starting 11 games as a senior...saw action in every game as a junior despite having knee surgery during fall two-a-days...earned starting spot by seventh game of the season...recorded 36 tackles, five pass defenses and three interceptions...started eight games and led the team with three interceptions as a sophomore...played in all 12 games as a redshirt freshman in 1996...majored in speech communications.

PERSONAL: Was a Texas top 100 selection after a stellar prep career at Houston Sterling High School...rated among the nation's top defensive backs by *SuperPrep*...is the son of Ronnie Robinett and Brenda Curry...has one brother and two sisters...Full name: Sedrick Demon Curry.

**FOSTER**

51 JONATHAN FOSTER

LINEBACKER


HEIGHT-6-1
 WEIGHT-246
 COLLEGE- Louisiana-Monroe
 BIRTHDATE- April 11, 1977
 BIRTHPLACE- Amite, La.
 HOW ACQUIRED- FA-'00
 NFL EXPERIENCE- Rookie



Played defensive end in college...finished third on the school's career sacks list with 23½ sacks...named team's Defensive Player of the Year after leading squad with 11½ sacks and 15 quarterback hurries and 47 tackles as a senior...earned All-Independent Honors by *Football News* and All-Louisiana by the Louisiana Sports Writers Association...recorded 56 tackles, 11 sacks and 13 tackles for losses as a junior in 1998...recorded four sacks in nine games as a sophomore...earned defensive Johnny Huntsman Award as the most improved player in spring drills prior to redshirt freshman season...started final five games and posted 33 tackles, two tackles for losses and one sack...majored in health and human performance.



PERSONAL: Was the Louisiana Class 3A state Defensive MVP at Amite High School...was Academic All-State and first-team Class 3A All-State as a senior...had 124 tackles, four sacks and two interceptions to lead Amite to a 15-0 record and the state championship...is the son of Jonathan Foster and Terri Hickerson...is one of three children...Full name: Jonathan Ramon Foster II.

**FRALEY**

74 HANK FRALEY


GUARD

HEIGHT—6-2
WEIGHT—300
COLLEGE—Robert Morris
BIRTHDATE—September 21, 1977
BIRTHPLACE—Gaithersburg, Md.
HOW ACQUIRED—FA-'00
NFL EXPERIENCE—Rookie



Played offensive tackle in college but is slated for guard in the pros...was a first-team All-Northeast Conference (NEC) choice from 1997-'99 when the team won NEC championship each year...selected as *Football Gazette's* Lineman of the Year in 1999...helped offense set school records for points (328) and total yards (3,859) as team tied school record with seven consecutive wins to finish the season...made three tackles in short-yardage defense....majored in social science.

PERSONAL: Helped team to the Maryland state championship game as a senior in 1995...threw shot put and discus for the track team...is the son of Henry and Cathy Fraley...has a younger brother and two older sisters...Full name: Hank Fraley.

**GOODSPEED**

40 JOEY GOODSPEED

FULLBACK

HEIGHT—6-0
WEIGHT—241
COLLEGE—Notre Dame
BIRTHDATE—February 22, 1978
BIRTHPLACE—Montgomery, Ill.
HOW ACQUIRED—FA-'00
NFL EXPERIENCE—Rookie




Is a tough, physical blocker who is adept at picking up the blitz...excels on special teams...started the first three games and final five contests at fullback...finished 1999 with 59 yards rushing on 22 carries (2.7 avg.) and caught 12 passes for 91 yards (7.6 avg)...recorded four tackles on special teams...played in all 12 games as



a backup in 1998...rushed for 202 yards on 29 carries (7.0 avg.)...started three games as a sophomore and rushed for 81 yards on 18 carries (4.5 avg.) and caught three passes for 12 yards...played in nine games as a backup fullback as a freshman...gained 57 yards on 16 carries...added one reception for a 22-yard touchdown...scored a touchdown on a 33-yard return of a blocked punt vs. Rutgers...majored in management.

PERSONAL: Rated sixth among the Best in the Midwest prospects by the *Detroit Free Press*...named to the Super 25 All-Area team by the *Chicago Sun Times*...was a three-year starter at fullback and linebacker at Oswego (Ill.) High...rushed 120 times for 1,296 yards and 21 touchdowns as a senior...averaged 18 tackles-per-game as a linebacker and 42-yards as a punter...was an all-conference pick as a junior when he rushed 123 times for 1,076 yards and 20 touchdowns...was a state qualifier as a junior in the shot put (53-3) and discus (166-4)...also played basketball...is the son of David and Lin Goodspeed...has two older brothers (Tom and Brian)...Full name: Joey Allen Goodspeed.



KREIDER

35 DAN KREIDER

FULLBACK

HEIGHT- 5-11

WEIGHT- 242

COLLEGE- New Hampshire

BIRTHDATE- March 11, 1977

BIRTHPLACE- Lancaster, Pa.


HOW ACQUIRED- FA-'00

NFL EXPERIENCE- Rookie



Was a three-year starter at fullback...gained 518 yards on 92 carries (5.6 avg.) and caught 25 passes for 275 yards (11.0 avg.) and one score as a senior...gained 403 all-purpose yards as a junior in 1998...rushed for 293 yards and caught nine passes for 96 yards despite battling ankle injuries...finished second on team with 451 yards rushing and two touchdowns in 1997 after redshirting the 1996 season with a torn anterior cruciate ligament...caught five passes for 75 yards and one touchdown...made four starts as a true freshman but missed final two games with a shoulder injury...finished third on the team with 308 yards rushing...majored in business administration.

PERSONAL: Lettered in football at Manheim Central High School...earned state Section II Best Player honors as a senior when he rushed 146 times for 1,289 yards...set single-season records with 32 touchdowns and 194 total points...is the son of Melvin and Carol Kreider...currently lives in Mount Joy, Pennsylvania...Full name: Dan Kreider.

**LUCAS**

74 AL LUCAS


NOSE TACKLE

HEIGHT-6-1
 WEIGHT-294
 COLLEGE-Troy State
 BIRTHDATE-September 1, 1978
 BIRTHPLACE-Macon, Ga.
 HOW ACQUIRED-FA-'00
 NFL EXPERIENCE-Rookie



Is an extremely muscular and physical defensive lineman...finished career with 256 tackles, 36 tackles for losses, 11½ sacks and 25 quarterback hurries...had an outstanding senior season that led to his receiving the Buck Buchanan Award which goes to the Division I-AA Defensive Player of the Year...set school record with 73 assists...finished senior year with 126 tackles, 20 tackles for losses, 15 quarterback hurries and four sacks...rushed six times for 13 yards and three touchdowns...was an all Southland Football League selection as a junior...earned first-team All-American honors from *Don Hansen's Football Gazette*...recorded 88 tackles (13 for losses), five sacks and nine quarterback hurries...rushed 15 times for 26 yards and four touchdowns...played in 10 games as a sophomore...made 31 tackles, 2½ sacks, three tackles for losses and one quarterback hurry...recorded 11 tackles as a freshman...majored in criminal justice.

PERSONAL: Nicknamed "Big Luke"...played at Northeast High School in Macon, Georgia...attended Troy State so he could play with his older brother Lenny who played tight end...is the son of David and Elaine Lucas...is engaged to Chanita T. Campbell...Full name: Al Lucas.

**MITCHELL**

68 JOHNNY MITCHELL

DEFENSIVE END

HEIGHT-6-4
 WEIGHT-312
 COLLEGE-Louisiana State
 BIRTHDATE-October 20, 1976
 BIRTHPLACE-Marrero, La.
 HOW ACQUIRED-FA-'00
 NFL EXPERIENCE-Rookie




Was a two-year starter at defensive tackle...recorded 119 tackles, 10 sacks and three interceptions in his career...registered 49 tackles (28 solos), five sacks and two interceptions as a senior...returned one interception 66 yards for a touchdown...totaled 27 tackles, four sacks, one interception and one fumble recovery as a junior...started two games and totaled 23 tackles and one sack as a



sophomore...started season opener as a freshman...played in 11 games and made 20 tackles...majored in kinesiology.

PERSONAL: Was a member of the *Atlanta Constitution's* Super Southern 100...was a member of the *Baton Rouge Advocate's* Super Dozen, the *New Orleans Times-Picayune's* Top 10 Bule Chip list and *Super Prep Magazine's* All-America Team...attended John Ehret High School, the same high school as Kordell Stewart...recorded 167 tackles, 18 sacks, caused 11 fumbles and recovered eight fumbles during his final two seasons in high school...is the son of Deborah Mitchell...has one sister (Dana)...Full name: Johnny Mitchell.



SANDS

49 MIKE SANDS


LINEBACKER

HEIGHT-6-4
 WEIGHT-235
 COLLEGE-Harvard
 BIRTHDATE-December 16, 1977
 BIRTHPLACE-Cleveland Heights, Ohio
 HOW ACQUIRED-FA-'00
 NFL EXPERIENCE-Rookie



Is a tall linebacker with good athleticism...played defensive end in college...was a three-year letterwinner...was a second-team All-ECAC and a second team All-Ivy League selection in 1999...totaled 110 tackles, 10 sacks during his career...led team with 6½ sacks while totaling 40 tackles as a senior...moved from linebacker to defensive end in 1998...recorded 37 tackles (25 solo) and one sack...helped lead Harvard to Ivy League championship in 1997 when he recorded 32 tackles (22 solo), 2½ sacks and his only career interception...was a District One Academic All-America selection...received the Don Chiofaro Award as team's most improved linebacker at 1997 spring workouts...majored in economics.

PERSONAL: Lettered in football, basketball, track and wrestling at University School in Cleveland Heights, Ohio...was a 1995 All-Ohio selection in football, as well as a first-team All-Northeast Ohio, All-IPSL and All-District choice...was voted team MVP as football team won the 1995 League title...was All-League and All-District in track in the 400 meters...graduated cum laude...is the son of Ed Sands and Emily Morton...Full name: Mike Sands.

**STRICKLAND**


43 TIMOTHY STRICKLAND

CORNERBACK

HEIGHT– 5-9**WEIGHT**– 183**COLLEGE**– Mississippi**BIRTHDATE**– January 13, 1977**BIRTHPLACE**– Memphis, Tenn.**HOW ACQUIRED**– FA-'00**NFL EXPERIENCE**– Rookie

Is a quick cornerback who adjusts well to the ball...started 10 games and made 36 tackles (21 solo), recovered two fumbles and recorded one interception...missed one game with a back injury...registered 53 tackles (40 solo) and defended a career-high 18 passes as a junior...started every game at free safety as a sophomore...posted a career-high 79 tackles (52 solo) and two interceptions...started every game at free safety as a redshirt freshman in 1996...ranked third on the team with 78 tackles (47 solo), defended seven passes and recovered one fumble...earned bachelor's degree in criminal justice in May 1999...is working on a second degree in leisure management.

PERSONAL: Played running back and defensive back for Hamilton High School in Memphis, Tennessee...gained 1,365 yards and scored 20 touchdowns as a senior...also caught 15 passes...intercepted three passes during senior year...lettered in both football and track...is the son of Delores and Thomas Strickland...Full name: Timothy Strickland.

**THOMPSON**

44 DONNEL THOMPSON

LINEBACKER

HEIGHT– 5-11**WEIGHT**– 234**COLLEGE**– Wisconsin**BIRTHDATE**– February 17, 1978**BIRTHPLACE**– Madison, Wis.**HOW ACQUIRED**– FA-'00**NFL EXPERIENCE**– Rookie

Is a very quick and intense player...covers tight ends effectively...was a three-year starter and two-time team captain...ranks 10th on school list with 347 career tackles...started eight games at strongside outside linebacker and recorded 88 tackles (43 solos), defended one pass and recovered a fumble...was an All-Big Ten Conference honorable mention choice as a junior when he lined up at middle linebacker...was only the fourth junior to be named captain in school history...led team with 109 tackles (65 solos), had one sack, a fumble recovery and defended three passes...was an Academic All-Big Ten Conference selection and honorable



mention All-Big Ten Conference choice in 1997...posted a career-high 141 tackles (82 solos), recovered two fumbles and registered an interception and a sack...joined the team as a walk-on in 1996 and saw action in every game...finished with nine tackles...majored in history.

PERSONAL: Earned All-Area and All-Conference honors as a junior at West (Madison, Wisconsin) High...was coached by his father, Curtis...was team captain his junior and senior seasons...is the son of Curtis and Barbara Thompson...younger brother Bryson is a reserve linebacker at Wisconsin...Full name: Donnel Thompson.



WRIGHT

34 DESTRY WRIGHT

RUNNING BACK

HEIGHT—5-11

WEIGHT—208

COLLEGE—Jackson State

BIRTHDATE—July 9, 1977

BIRTHPLACE—Clarksdale, Miss.

HOW ACQUIRED—FA-'00

NFL EXPERIENCE—Rookie




Is an instinctive runner who makes quick decisions and plays off his blocks superbly...holds Jackson State career rushing record with 4,020 yards despite playing only three seasons...was an All-American second-team selection by SportsPage.com...was a first-team selection by Sheridan Broadcasting and was voted an All-Southwestern Athletic Conference first-team choice...averaged 174.9 all-purpose yards per game...broke his own school single-season record when he rushed for 1,614 yards on 284 carries (5.7 avg.) and 12 touchdowns...caught 11 passes for 198 yards (18.3 avg.) and three scores...returned 12 punts for 112 yards (10.0 avg.)...was an All-SWAC first-team choice in 1998 when he rushed for a school-record 1,528 yards on 267 carries (5.7 avg.) and 10 touchdowns...caught 10 passes for 83 yards and returned two kickoffs for 22 yards...led team in rushing as a backup halfback in 1997 when he gained 878 yards on 163 carries (5.4 avg.) and eight scores...caught three passes for 42 yards (14.0 avg.) and returned eight kickoffs for 126 yards (15.8 avg.)...did not play in 1996...majored in criminal justice.

PERSONAL: Lettered in football and basketball at Clarksdale (Miss.) High...averaged 21 points-per-game as a point guard his senior year...is the son of Catherine and David Wright...Full name: Destry Wright.



SUPPLEMENTAL BIO


NORTHERN

GABE NORTHERN

LINEBACKER

HEIGHT—6-3

WEIGHT—240

COLLEGE—Louisiana State

BIRTHDATE—June 8, 1974

BIRTHPLACE—Baton Rouge, La.

HOW ACQUIRED—Unrestricted Free Agent ('00)

NFL EXPERIENCE—5th Year

GAMES PLAYED-STARTED— '96 (16-2), '97 (16-1), '98 (16-16), '99 (16-16)

CAREER TOTALS: 64-35


PRO: Is a solid outside linebacker with a knack for being around the ball...has good speed for his size and can rush the passer...was acquired by the Steelers on June 21...has played in every game during his professional career and started every game during each of the last two seasons for the Buffalo Bills...was selected by the Bills with their second round pick in 1996 (53rd overall). **1999:** Finished the regular season with 46 tackles (25 solo), 3 ½ sacks, three quarterback pressures, two forced fumbles and one fumble recovery...registered eight tackles (two solo) on kickoff coverage team...recorded four total tackles in opener at Indianapolis (9/12)...registered two tackles in Week 2 against the Jets (9/19)...picked up his first sack of the season in Week 3 against the Eagles (9/26) when he stripped Eagles quarterback Doug Pederson of the ball which was picked up by Phil Hansen and returned to the Eagles four-yard line...notched his third career touchdown (blocked punt return in 1996, interception return in 1998) at Miami (10/4) when fellow linebacker John Holecek sacked Dolphins quarterback Dan Marino and Northern scooped it up and returned it 59 yards for the first touchdown of the game...finished the game with four total tackles...picked up his second sack of the season when he caught Kordell Stewart for a one-yard loss versus Pittsburgh (10/10)...finished with three total tackles against the Steelers...picked up six tackles against Oakland (10/17)...recorded his third sack of the season at Seattle (10/24) when he chased down quarterback John Kitna...had a big day in win at Baltimore (10/31) as he set up the Bills final 10 points with hits on Ravens quarterback Tony Banks...trailing 10-3 with 12:57 remaining in the fourth quarter, Northern hit Banks as he was throwing the ball, causing the pass to be intercepted by safety Kurt Schulz, which led to a Buffalo field goal...also ran down Banks from behind with 3:25 remaining and stripped the ball which was recovered by teammate Sam Rogers who returned it seven yards to set up the winning touchdown...recorded five tackles (three solo) and one-half sack against New England (11/28). **1998:** Became a full-time starter for the first time in his career and started all 16 games at linebacker...had a season-high seven tackles (four solo) and his first sack of the season at Miami (9/13)...sacked Steve Young for his second sack of the season against San Francisco (10/3)...made big play against Miami (11/1) when he knifed through on a fourth-and-one play and stuffed Karim Abdul-Jabbar for a two-yard loss to set up the game-tying touchdown for Buffalo...recorded his first career interception when he picked off Wade Wilson

versus Oakland (12/13) and returned it 40 yards for his second career touchdown...made his second career postseason appearance and his first postseason start in Wild Card game at Miami (1/2). **1997:** Saw action in all 16 games and made one start at linebacker...finished second on the team with 17 special teams tackles...saw first action at linebacker at Kansas City (9/14) in place of an injured Sam Rogers...started in Rogers' place the next week versus Indianapolis (9/21) and had a career-high 11 tackles (eight solo) and knocked Jim Harbaugh out of the game with a second-quarter hit...saw reserve action the remainder of the season, including extended action against Denver (10/26) when Rogers was injured again. **1996:** Finished the season tied for second on the team with 23 special teams tackles...named AFC Rookie of the Month for November...registered five sacks to tie Daryl Talley and Jeff Wright for third on the Bills all-time rookie sack list...recorded his first two career sacks against Jim Harbaugh versus Indianapolis (10/6)...made his first career start for an injured Sam Rogers versus Miami (10/13)...made the key play of the game at Philadelphia (11/10) when he blocked a first-quarter punt and returned it 18 yards for his first career touchdown...also forced a fumble on a kickoff at Philadelphia...batted down two Dan Marino passes during the same second-half drive at Miami (12/16)...recorded four solo tackles, including two for losses, in eight defensive snaps versus Kansas City (12/22)...saw his first postseason action in Wild Card game versus Jacksonville (12/28).

COLLEGE: Recorded 21 career sacks to rank third in LSU history...was an All-SEC first team selection in 1994 and '95...named defensive MVP of the Independence Bowl in his senior season...was one of only 24 players nationwide to be named to the Hitachi/College Football Association Scholar Athlete team in 1995...established a single-season record for LSU with 11 sacks in 1994...set school single-season record with 23 stops behind the line of scrimmage for losses of 125 yards...began sophomore season (1993) as a reserve middle linebacker before moving to "Bandit" defensive end midway through the season...moved to defensive line in spring drills after the season...appeared in 10 games as a reserve outside linebacker in 1992...majored in criminal justice.

PERSONAL: Was an All-District and All-Parish selection at tight end, adding second-team All-State honors during his two-year career at Glenn Oaks (Baton Rouge, La.) High...also lettered in track...earned Academic All-State honorable mention and served as senior class president...lettered as a freshman and sophomore as a defensive end at Southern Lab High...Full name: Gabriel O'Kara Northern.

NORTHERN'S CAREER STATISTICS

Regular Season

TACKLES	Solo	AT	Tot.	Sp.	T.Sacks	FF	FR
1996 Buffalo (AFC)	17	14	31	23	5.0	0	0
1997 Buffalo (AFC)	17	16	33	17	0.0	0	0
1998 Buffalo (AFC)	31	28	59	14	2.0	0	0
1999 Buffalo (AFC)	25	23	48	8	3.5	2	1
NFL Totals (4 years)	90	81	171	62	10.5	2	1

Postseason

TACKLES	Solo	AT	Tot.	Sp.	T.Sacks	FF	FR
1996 Buffalo (AFC)	1	1	2	2	0.0	0	0
1998 Buffalo (AFC)	2	0	2	0	0.0	0	0
1999 Buffalo (AFC)	2	2	4	0	0.0	0	0
NFL Totals (3 years)	5	3	8	2	0.0	0	0



2000 STEELERS NUMERICAL ROSTER

No.	Name	Pos.	Exp.	No.	Name	Pos.	Exp.
2	Wright, Anthony	QB	2	56	Vrabel, Mike	OLB	4
3	Brown, Kris	K	2	57	Fiala, John	LB	3
4	Miller, Josh	P	5	60	Brown, Anthony	OT	6
5	Atteberry, Kyle	P/K	R	61	Myslinski, Tom	G	8
10	Stewart, Kordell	QB	6	62	Duffy, Roger	G/C	11
11	Graham, Kent	QB	9	63	Dawson, Dermontti	C	13
15	McWashington, Shawn	WR	1	64	Orlandini, Tony	G	1
16	Farmer, Danny	WR	R	65	Tylski, Rich	G	5
17	Martin, Tee	QB	R	66	Faneca, Alan	OG	3
19	Brown, Demetrius	WR	R	67	Pourdanesh, Shar	OL	5
20	Washington, Dewayne	CB	7	68	Mitchell, Johnny	DE	R
21	Zereoue, Amos	RB	2	69	von Oelhoffen, Kimo	DL	7
22	Poteat, Hank	CB	R	71	Farris, Kris	OT	2
23	Simmons, Jason	CB	3	72	Gandy, Wayne	OT	7
24	Codie, Nakia	S	1	73	Combs, Chris	DE	R
25	Curry, Sedrick	CB	R	74o	Fraley, Hank	G	R
26	Townsend, Deshea	CB	3	74d	Lucas, Al	NT	R
27	Alexander, Brent	S	7	76	Henry, Kevin	DE	8
28	Battles, Ainsley	S	R	77	Smith, Marvel	OT	R
29	Brown, Lance	DB	4	78	Conrad, Chris	OT	3
30	Scott, Chad	DB	4	79	Tharpe, Larry	OT	8
33	Huntley, Richard	RB	4	80	Cushing, Matt	TE	2
34	Wright, Destry	RB	R	81	Edwards, Troy	WR	2
35	Kreider, Dan	FB	R	82	Shaw, Bobby	WR	3
36	Bettis, Jerome	RB	8	83	Johnson, Malcolm	WR	2
38	Witman, Jon	FB	5	84	Tuman, Jerame	TE	2
40	Goodspeed, Joey	FB	R	86	Ward, Hines	WR	3
41	Flowers, Lee	SS	6	87	Bruener, Mark	TE	6
43	Strickland, Timothy	CB	R	88	Burress, Plaxico	WR	R
44	Thompson, Donnel	LB	R	89	Blackwell, Will	WR	4
45	Fuamatu-Ma'afala, Chris	RB	3	90	Lowe, Reggie	LB	3
46	Geason, Cory	TE	1	91	Smith, Aaron	DE	2
47	Shields, Scott	S	2	92	Gildon, Jason	LB	7
48	Gavadza, Jason	TE	R	94	Staat, Jeremy	DE	3
49	Sands, Mike	LB	R	95	Sullivan, Chris	DL	5
50	Holmes, Earl	LB	5	96	Clancy, Kendrick	NT	R
51	Foster, Jonathan	LB	R	97	Kelsay, Chad	OLB	2
53	Haggans, CLark	LB	R	98	Brown, Ernie	DL	2
54	Schneck, Mike	LS	2	99	Kirkland, Levon	LB	9
55	Porter, Joey	OLB	2		Northern, Gabe	LB	5



2000 STEELERS ALPHABETICAL ROSTER

No.	Name	Pos.	Ht.	Wt.	D.O.B	Exp.	College	Hometown	How Acq.
27	Alexander, Brent	S	5-11	196	7/10/71	7	Tennessee St.	Gallatin, TN	FA-'00
5	Atteberry, Kyle	P/K	5-11	169	4/27/76	R	Baylor	Kingwood, TX	FA-'00
28	Battles, Ainsley	S	5-10	190	11/6/77	R	Vanderbilt	Lilburn, GA	FA-'00
36	Bettis, Jerome	RB	5-11	250	2/16/72	8	Notre Dame	Detroit, MI	T(StL)-'96
89	Blackwell, Will	WR	6-0	190	7/6/75	4	San Diego St.	Capitol Hts., MD	D2-'97
60	Brown, Anthony	OT	6-5	315	11/6/72	6	Utah	Salt Lake City, UT	UFA(Cin)-'99
19	Brown, Demetrius	WR	6-3	209	4/10/76	R	Wisconsin	Milwaukee, WI	FA-'00
98	Brown, Ernie	DL	6-3	295	3/14/71	2	Syracuse	Pittsburgh, PA	FA-'99
3	Brown, Kris	K	5-10	204	12/23/76	2	Nebraska	Southlake, TX	D7c-'99
29	Brown, Lance	DB	6-2	203	2/2/72	4	Indiana	Jacksonville, FL	FA-'97
87	Bruener, Mark	TE	6-4	261	9/16/72	6	Washington	Aberdeen, WA	D1-'95
88	Burruss, Plaxico	WR	6-5½	229	8/12/77	R	Michigan St.	Virginia Beach, VA	D1-'00
96	Clancy, Kendrick	NT	6-1	280	9/17/78	R	Mississippi	Tuscaloosa, AL	D3a-'00
24	Codie, Nakia	S	6-2	208	1/20/76	1	Baylor	Cleburne, TX	FA-'00
73	Combs, Chris	DE	6-4	284	12/15/76	R	Duke	Roanoke, VA	D6a-'00
78	Conrad, Chris	OT	6-6	310	5/27/75	3	Fresno State	Fullerton, CA	D3a-'98
25	Curry, Sedrick	CB	6-1	193	11/23/76	R	Texas A&M	Houston, TX	FA-'00
80	Cushing, Matt	TE	6-3	258	7/2/75	2	Illinois	Chicago, IL	FA-'99
63	Dawson, Dermontti	C	6-2	292	6/17/65	13	Kentucky	Lexington, KY	D2-'88
62	Duffy, Roger	G/C	6-3	299	7/16/67	11	Penn State	Canton, OH	UFA(Jets)-'99
81	Edwards, Troy	WR	5-9	192	4/7/77	2	La. Tech	Shreveport, LA	D1-'99
66	Faneca, Alan	OG	6-4	315	12/7/76	3	Louisiana St.	New Orleans, LA	D1-'98
16	Farmer, Danny	WR	6-3	217	5/21/77	R	UCLA	Los Angeles, CA	D4-'00
71	Farris, Kris	OT	6-8	322	3/26/77	2	UCLA	Mission Viejo, CA	D3b-'99
57	Fiala, John	LB	6-2	235	11/25/73	3	Washington	Kirkland, WA	FA-'98
41	Flowers, Lee	SS	6-0	211	1/14/73	6	Georgia Tech	Columbia, SC	D5a-'95
51	Foster, Jonathan	LB	6-1	246	4/11/77	R	La.-Monroe	Amite, LA	FA-'00
74	Fraley, Hank	G	6-2	300	9/21/77	R	Robert Morris	Gaithersburg, MD	FA-'00
45	Fuamatu-Ma'afala, Chris	RB	5-11	252	3/4/77	3	Utah	Honolulu, HI	D6a-'98
72	Gandy, Wayne	OT	6-5	310	2/10/71	7	Auburn	Haines City, FL	UFA(StL)-'99
48	Gavadza, Jason	TE	6-3	247	1/31/76	R	Kent	Toronto, Ont, Can.	D6b-'00
46	Geason, Corey	TE	6-3	255	8/12/75	1	Tulane	St. James, LA	FA-'99
92	Gildon, Jason	LB	6-3	255	7/31/72	7	Oklahoma St.	Altus, OK	D3a-'99
40	Goodspeed, Joey	FB	6-0	241	2/22/78	R	Notre Dame	Montgomery, IL	FA-'00
11	Graham, Kent	QB	6-5	245	11/1/68	9	Ohio State	Wheaton, IL	UFA(NYG)-'00
53	Haggans, Clark	LB	6-3	250	1/10/77	R	Colorado St.	Torrance, CA	D5a-'00
76	Henry, Kevin	DE	6-4	285	10/23/68	8	Miss. State	Mound Bayou, MS	D4-'93
50	Holmes, Earl	LB	6-2	250	4/28/73	5	Florida A&M	Tallahassee, FL	D4a-'96
33	Huntley, Richard	RB	5-11	225	9/18/72	4	Win.-Salem St.	Monroe, NC	FA-'98
83	Johnson, Malcolm	WR	6-5	215	8/27/77	2	Notre Dame	Washington, DC	D5b-'99
97	Kelsay, Chad	OLB	6-2	252	4/9/77	2	Nebraska	Auburn, NE	D7b-'99



99	Kirkland, Levon	LB	6-1	270	2/17/69	9	Clemson	Lamar, SC	D2-'92
35	Kreider, Dan	FB	5-11	242	3/11/77	R	New Hampshire	Mount Joy, PA	FA-'00
90	Lowe, Reggie	LB	6-3	250	6/14/75	3	Troy State	Phenix City, AL	FA-'99
74	Lucas, Al	NT	6-1	294	9/1/78	R	Troy State	Macon, GA	FA-'00
17	Martin, Tee	QB	6-1	221	7/25/78	R	Tennessee	Mobile, AL	D5b-'00
15	McWashington, Shawn	WR	5-9	180	1/24/75	1	Wash. St.	Seattle, WA	FA-'00
4	Miller, Josh	P	6-3	219	7/14/70	5	Arizona	East Brunswick, NJ	FA-'96
68	Mitchell, Johnny	DE	6-4	312	10/20/76	R	Louisiana St.	Marrero, LA	FA-'00
61	Myslinski, Tom	G	6-3	293	12/7/68	8	Tennessee	Rome, NY	FA-'00
	Northern, Gabe	OLB	6-3	240	6/8/74	5	Louisiana St.	Baton Rouge, LA	UFA(Buf)-'00
64	Orlandini, Tony	G	6-5	310	8/13/75	1	Pittsburgh	West Wyoming, PA	FA-'99
55	Porter, Joey	OLB	6-2	240	3/22/77	2	Colorado St.	Bakersfield, CA	D3a-'99
22	Poteat, Hank	CB	5-10	190	8/30/77	R	Pittsburgh	Harrisburg, PA	D3b-'00
67	Pourdanesh, Shar	OL	6-6	312	7/19/72	5	Nevada	Irvine, CA	T (Was)-'99
49	Sands, Mike	LB	6-4	235	12/16/77	R	Harvard	Cleveland Hts., OH	FA-'00
54	Schneck, Mike	LS	6-0	242	8/4/77	2	Wisconsin	Whitefish Bay, WI	FA-'99
30	Scott, Chad	DB	6-1	192	9/6/74	4	Maryland	Capitol Heights, MD	D1-'97
82	Shaw, Bobby	WR	6-0	186	4/23/75	3	California	San Francisco, CA	UFA(Sea)-'98
47	Shields, Scott	S	6-4	228	3/29/76	2	Weber State	San Diego, CA	D2-'99
23	Simmons, Jason	CB	5-8	186	3/30/76	3	Arizona State	Inglewood, CA	D5-'98
91	Smith, Aaron	DE	6-5	281	4/9/76	2	N. Colorado	Colorado Springs, CO	D4-'99
77	Smith, Marvel	OT	6-5	320	8/6/78	R	Arizona State	Oakland, CA	D2-'00
94	Staat, Jeremy	DE	6-5	300	10/10/76	3	Arizona State	Bakersfield, CA	D2-'98
10	Stewart, Kordell	QB	6-1	211	10/16/72	6	Colorado	Marrero, LA	D2-'95
43	Strickland, Timothy	CB	5-9	183	1/13/77	R	Mississippi	Memphis, TN	FA-'00
95	Sullivan, Chris	DL	6-4	285	3/14/73	5	Boston College	North Attleboro, MA	UFA(NE)-'00
79	Tharpe, Larry	OT	6-4	305	11/19/70	8	Tenn. State	Macon, GA	FA-'00
44	Thompson, Donnel	LB	5-11	234	2/17/78	R	Wisconsin	Madison, WI	FA-'00
26	Townsend, Deshea	CB	5-10	175	9/8/75	3	Alabama	Batesville, MS	D4a-'98
84	Tuman, Jerame	TE	6-3	250	3/24/76	2	Michigan	Liberal, KS	D5a-'99
65	Tylski, Rich	G	6-5	308	2/27/71	5	Utah State	San Diego, CA	UFA(Jac)-'00
69	von Oelhoffen, Kimo	DL	6-4	305	1/30/71	7	Boise State	Kaunakakai, HI	UFA(Cin)-'00
56	Vrabel, Mike	OLB	6-4	250	8/14/75	4	Ohio State	Stow, OH	D3b-'97
86	Ward, Hines	WR	6-0	197	3/8/76	3	Georgia	Rex, GA	D3b-'98
20	Washington, Dewayne	CB	6-0	193	12/27/72	7	N.C. State	Durham, NC	UFA(Min)-'98
38	Witman, Jon	FB	6-1	240	6/1/72	5	Penn State	Wrightsville, PA	D3b-'96
2	Wright, Anthony	QB	6-1	195	2/14/76	2	S. Carolina	Vanceboro, NC	FA-'99
34	Wright, Destry	RB	5-11	208	7/9/77	R	Jackson St.	Clarksdale, MS	FA-'00
21	Zereoue, Amos	RB	5-8	202	10/8/76	2	West Virginia	Hempstead, NY	D3c-'99

COACHES: Bill Cowher, head coach; Kevin Gilbride, offensive coordinator, Tim Lewis, defensive coordinator; Mike Archer, linebackers coach; Bob Bratkowski, wide receivers coach; Jay Hayes, special teams coach; Dick Hoak, running backs coach; John Mitchell, defensive line coach; Mike Mularkey, tight ends coach; Willy Robinson, defensive backs coach; Kent Stephenson, offensive line coach; Irv Eatman, offensive line assistant; Lou Spanos, defensive assistant; Mike Miller, offensive assistant; Chet Fuhrman, strength and conditioning coach.



2000 PITTSBURGH STEELERS POSITION ROSTER

No.	Name	Pos.	Ht.	Wt.	Age	Exp.	College	How Acquired
Quarterbacks								
2	Anthony Wright	QB	6-1	195	24	2	South Carolina	FA-'99
10	Kordell Stewart	QB	6-1	211	27	6	Colorado	D2-'95
11	Kent Graham	QB	6-5	245	31	9	Ohio State	UFA(NYG)-'00
17	Tee Martin	QB	6-1	221	21	R	Tennessee	D5b-'00
Running Backs								
21	Amos Zereoue	RB	5-8	202	23	2	West Virginia	D3c-'99
33	Richard Huntley	RB	5-11	225	27	4	Winst.-Salem St.	FA-'98
34	Destry Wright	RB	5-11	208	22	R	Jackson State	FA-'00
35	Dan Kreider	FB	5-11	242	23	R	New Hampshire	FA-'00
36	Jerome Bettis	RB	5-11	250	28	8	Notre Dame	T(Rams)-'96
38	Jon Witman	FB	6-2	240	27	5	Penn State	D3b-'96
40	Joey Goodspeed	FB	6-0	241	22	R	Notre Dame	FA-'00
45	Chris Fuamatu-Ma'afala	RB	5-11	252	22	3	Utah	D6a-'98
Wide Receivers								
15	Shawn McWashingon	WR	5-9	180	25	1	Washington St.	FA-'00
16	Danny Farmer	WR	6-3	217	22	R	UCLA	D4-'00
19	Demetrius Brown	WR	6-3	209	24	R	Wisconsin	FA-'00
81	Troy Edwards	WR	5-9	192	22	2	Louisiana Tech	D1-'99
82	Bobby Shaw	WR	6-0	186	24	3	California	FA(Sea)-'98
83	Malcolm Johnson	WR	6-5	215	22	2	Notre Dame	D5b-'99
86	Hines Ward	WR	6-0	197	23	3	Georgia	D3b-'98
88	Plaxico Burrese	WR	6-5½	229	22	R	Michigan State	D1-'00
89	Will Blackwell	WR	6-0	190	24	4	San Diego St.	D2-'97
Tight Ends								
46	Corey Geason	TE	6-3	255	24	1	Tulane	FA-'99
48	Jason Gavadza	TE	6-3	247	24	R	Kent	D6b-'00
80	Matt Cushing	TE	6-3	258	24	2	Illinois	FA-'99
84	Jerame Tuman	TE	6-3	250	23	2	Michigan	D5a-'99
87	Mark Bruener	TE	6-4	261	27	6	Washington	D1-'95
Offensive Line								
60	Anthony Brown	OT	6-5	310	27	6	Utah	UFA(Cin)-'99
61	Myslinski, Tom	G	6-3	293	31	8	Tennessee	FA-'00
62	Roger Duffy	G/C	6-3	299	32	11	Penn State	UFA(NYJ)-'98
63	Dermontti Dawson	C	6-2	292	34	13	Kentucky	D2-'88
64	Tony Orlandini	G	6-5	310	24	1	Pittsburgh	FA-'99
65	Rich Tylski	G	6-5	305	29	5	Utah State	UFA(Jac)-'00
66	Alan Faneca	G	6-4	315	23	3	Louisiana State	D1-'98
67	Shar Pourdanesh	OL	6-6	312	27	5	Nevada	T (Was)-'99
71	Kris Farris	OT	6-8	322	22	2	UCLA	D3b-'99
72	Wayne Gandy	OT	6-5	310	29	7	Auburn	UFA(StL.)-'99
74	Hank Fraley	G	6-2	300	22	R	Robert Morris	FA-'00
77	Marvel Smith	OT	6-5	320	21	R	Arizona State	D2-'00
78	Chris Conrad	T	6-6	310	24	3	Fresno State	D3a-'98
79	Larry Tharpe	OT	6-4	305	29	8	Tennessee State	FA-'00
Defensive Line								
68	Johnny Mitchell	DE	6-4	312	23	R	Louisiana State	FA-'00
69	Kimo von Oelhoffen	DL	6-4	305	29	7	Boise State	UFA(Cin)-'00
73	Chris Combs	DE	6-4	284	23	R	Duke	D6a-'00



74	Al Lucas	NT	6-1	294	21	R	Troy State	FA-'00
76	Kevin Henry	DE	6-4	285	31	7	Mississippi St.	D4-'93
91	Aaron Smith	DE	6-5	281	23	2	Northern Colo.	D4-'99
94	Jeremy Staat	DE	6-5	300	23	3	Arizona State	D2-'98
95	Chris Sullivan	DL	6-4	285	26	5	Boston College	UFA(NE)-'00
96	Kendrick Clancy	NT	6-1	280	21	R	Mississippi	D3a-'00
98	Ernie Brown	DL	6-3	295	28	2	Syracuse	FA-'99

Linebackers

44	Donnel Thompson	ILB	5-11	234	22	R	Wisconsin	FA-'00
49	Mike Sands	OLB	6-4	235	22	R	Harvard	FA-'00
50	Earl Holmes	ILB	6-1	250	26	5	Florida A&M	D4a-'96
51	Jonathan Foster	ILB	6-1	246	23	R	La.-Monroe	FA-'00
53	Clark Haggans	OLB	6-3	250	23	R	Colorado State	D5a-'00
55	Joey Porter	OLB	6-2	240	22	2	Colorado State	D3a-'99
56	Mike Vrabel	OLB	6-4	250	24	4	Ohio State	D3b-'97
57	John Fiala	ILB	6-2	235	26	3	Washington	FA-'98
90	Reggie Lowe	OLB	6-3	250	24	3	Troy State	FA-'99
92	Jason Gildon	OLB	6-3	255	27	7	Oklahoma State	D3a-'94
97	Chad Kelsay	OLB	6-2	242	22	2	Nebraska	D7b-'99
99	Levon Kirkland	ILB	6-1	270	31	9	Clemson	D2-'92
	Gabe Norther	OLB	6-3	240	26	5	Louisiana State	UFA(Buf)-'00

Secondary

20	Dewayne Washington	CB	6-0	193	27	7	N.Carolina State	UFA(Min)-'98
22	Hank Poteat	CB	5-10	190	22	R	Pittsburgh	D3b-'00
23	Jason Simmons	CB	5-8	186	23	3	Arizona State	D5-'98
24	Nakia Codie	S	6-2	208	24	1	Baylor	FA-'00
25	Sedrick Curry	CB	6-1	193	23	R	Texas A&M	FA-'00
26	Deshea Townsend	CB	5-10	175	24	3	Alabama	D4a-'98
27	Brent Alexander	S	5-11	196	29	7	Tennessee State	FA-'00
28	Ainsley Battles	S	5-10	190	22	R	Vanderbilt	FA-'00
29	Lance Brown	DB	6-2	203	28	4	Indiana	FA-'97
30	Chad Scott	CB	6-1	192	25	4	Maryland	D1-'97
41	Lee Flowers	SS	6-0	211	27	6	Georgia Tech	D5a-'95
43	Timothy Strickland	CB	5-9	183	23	R	Mississippi	FA-'00
47	Scott Shields	S	6-4	228	23	2	Weber State	D2-'99

Specialists

3	Kris Brown	K	5-10	204	23	2	Nebraska	D7c-'99
4	Josh Miller	P	6-3	219	29	5	Arizona	FA-'96
5	Kyle Atteberry	P/K	5-11	169	24	R	Baylor	FA-'00
54	Mike Schneck	LS	6-0	242	22	2	Wisconsin	FA-'99

PRONUNCIATION GUIDE

Mark Bruener (BREW-ner)
 Plaxico Burress (PLEX-ico)
 Nakia Codie (Nuh-KEE-uh)
 Alan Faneca (FAN-ee-ka)
 John Fiala (FEE-ah-la)
 Lethon Flowers (LEE-thon)
 Chris Fuamatu-Ma'afala
 (Fu-ah-MAH-tu ma-ah-FAH-lah)
 Jason Gavadza (Ga-VAD-zuh)
 Kevin Henry (KEE-vin)

Levon Kirkland (luh-VON)
 Tom Myslinski (MISH-iin-ski)
 Shar Pourdanesh (Poor-DON-ish)
 Jeremy Staat (STOHT)
 Jerame Tuman (Jeremy TOO-man)
 Rich Tylski (TILL-skee)
 Kimo von Oelhoffen (KEE-moe von
 OHL-hoffen)
 Mike Vrabel (VRAY-bull)
 Amos Zereoue (zer-O-way)



2000 Tentative Training Camp Depth Chart

OFFENSE

SE	LT	LG	C	RG	RT	TE
89 W. Blackwell	72 W. Gandy	66 A. Faneca	63 D. Dawson	65 R. Tylski	67 S. Pourdanesh	87 M. Bruener
83 M. Johnson	60 A. Brown	78 C. Conradi	62 R. Diufy	61 T. Myslinski	71 K. Farris	84 J. Turman
88 P. Burress	77 M. Smith	74 H. Fraley	61 T. Myslinski		79 L. Tharpe	80 M. Cushing
19 D. Brown						46 C. Geason
			QB			48 J. Gavadza
			10 K. Stewart			
			11 K. Graham			
			2 A. Wright	FB		FL
			17 T. Martin	38 J. Witman		81 T. Edwards
	HB			45 C. Fuamatu-M'afala		86 H. Ward
	36 J. Bettis			40 J. Goodspeed		82 B. Shaw
	33 R. Huntley			35 D. Kreider		16 D. Farmer
	45 C. Fuamatu-Ma'afala					15 S. McWashington
	21 A. Zereoue					
	34 D. Wright					

Steelers™

DEFENSE

LE 95 C. Sullivan 91 A. Smith 68 J. Mitchell 94 J. Staat	NT 69 K. von Oelhoffen 94 J. Staat 96 K. Clancy 74 A. Lucas	RE 76 K. Henry 98 E. Brown 73 C. Combs 69 K. von Oelhoffen
L0LB 92 J. Gildon 90 R. Lowe 49 M. Sands	LILB 99 L. Kirkland 57 J. Fiala 51 J. Foster	RILB 50 E. Holmes 97 C. Kelsay 44 D. Thompson
LC 30 C. Scott 26 D. Townsend 25 S. Curry 43 T. Strickland	SS 41 L. Flowers 29 L. Brown 24 N. Codie	RC 20 D. Washington 23 J. Simmons 22 H. Poteat
		FS 47 S. Shields 27 B. Alexander 28 A. Battles

SPECIALISTS

PK	P	LS
3 K. Brown	4 J. Miller	54 M. Schnecko
5 K. Atteberry		



1999 IN REVIEW

PITTSBURGH
2000
Steelers



1999 Pittsburgh Steelers Final Regular Season Statistics (6-10)

DATE	RESULT	OPPONENT	ATTN.
9/12	W 43-0	at Cleveland	73,138
9/19	W 23-20	at Baltimore	68,965
9/26	L 29-10	Seattle	57,881
10/3	L 17-3	Jacksonville	57,308
10/10	L 24-21	at Buffalo	71,038
10/17	W 17-3	at Cincinnati	59,669
10/25	W 13-9	Atlanta	58,141
11/7	W 27-6	at San Francisco	68,657
11/14	L 16-15	Cleveland	58,213
11/21	L 16-10	at Tennessee	66,619
11/28	L 20-27	Cincinnati	50,907
12/2	L 6-20	at Jacksonville	68,806
12/12	L 24-31	Baltimore	46,715
12/18	L 19-35	at Kansas City	78,697
12/26	W 30-20	Carolina	39,428
1/2	L 36-47	Tennessee	48,025

TEAM STATISTICS

	Pitt.	Opp.
TOTAL FIRST DOWNS	295	260
Rushing	111	92
Passing	159	142
Penalty	25	26
3rd Down: Made/Att	90/234	64/203
3rd Down Pct.	38.5	31.5
4th Down: Made/Att	7/24	8/16
4th Down Pct.	29.2	50.0
POSSESSION AVG.	31:28	28:32
TOTAL NET YARDS	4,874	4,878
Avg. Per Game	304.6	304.9
Total Plays	1,067	953
Avg. Per Play	4.6	5.1
NET YARDS RUSHING	1,991	1,958
Avg. Per Game	124.4	122.4
Total Rushes	495	450
NET YARDS PASSING	2,883	2,920
Avg. Per Game	180.2	182.5
Sacked/Yards Lost	37/235	40/247
Gross Yards	3,118	3,167
Att./Completions	535/301	463/245
Completion Pct.	56.3	52.9
Had Intercepted	18	14
PUNTS/AVERAGE	84/45.2	92/40.6
NET PUNTING AVG.	84/38.1	92/34.3
PENALTIES/YARDS	119/945	101/813
FUMBLES/BALL LOST	19/7	29/14
TOUCHDOWNS	35	36
Rushing	14	10
Passing	19	20
Returns	2	6

SCORING	TD	Ru	Pa	Ret	PAT	FG	S	PTS
K. Brown	0	0	0	0	30/31	25/29	0	105
Huntley	8	5	3	0	-	-	0	48
Ward	7	0	7	0	-	-	0	44
Bettis	7	7	0	0	-	-	0	42
Edwards	5	0	5	0	-	-	0	30
Shaw	3	0	3	0	-	-	0	18
Stewart	3	2	1	0	-	-	0	18
Davis	1	0	0	1	-	-	0	6
Porter	1	0	0	1	-	-	0	6
TEAM	35	14	19	2	30/31	25/29	0	317
OPPONENTS	36	10	20	6	34/35	20/26	5	320

SCORE BY PERIODS	Q1	Q2	Q3	Q4	OT	PTS
TEAM	102	72	60	83	0	317
OPPONENTS	100	102	59	59	0	320

2-Pt. Conversions: Ward, TEAM 1-4, OPPONENTS 0-1.

SACKS: Gildon 8.5, Emmons 6.0, Roye 4.5, Flowers 5.0, Oldham 3.0, Steed 3.0, Kirkland 2.0, Porter 2.0, Vrabel 2.0, L. Brown 1.0, Henry 1.0, Shields 1.0. **TEAM 39.0, OPPONENTS 37.0.**



1999 FINAL STATISTICS

RUSHING	No.	Yds	Avg	Long	TD
Bettis	299	1,091	3.6	35	7
Huntley	93	567	6.1	52	5
Stewart	56	258	4.6	21	2
Zereoue	18	48	2.7	8	0
Tomczak	16	19	1.2	17	0
Witman	6	18	3.0	7	0
Fuamatu-Ma'aafa	1	4	4.0	4	0
Ward	2	-2	-1.0	3	0
Gonzalez	2	-3	-1.5	-1	0
Miller	2	-9	-4.5	0	0
TEAM	495	1,991	4.0	52	14
OPPONENTS	450	1,958	4.4	82t	10

RECEIVING	No.	Yds	Avg	Long	TD
Edwards	61	714	11.7	41	5
Ward	61	638	10.5	42	7
Hawkins	30	285	9.5	23	0
Shaw	28	387	13.8	49	3
Huntley	27	253	9.4	25	3
Bettis	21	110	5.2	17	0
Blackwell	20	186	9.3	26	0
Bruener	18	176	9.8	29	0
Witman	12	106	8.8	38	0
Stewart	9	113	12.6	28	1
Lyons	8	81	10.1	25	0
Cline LG	4	45	11.3	30	0
Cline TM	0	0	0.0	0	0
Cushing	2	29	14.5	22	0
Johnson	2	23	11.5	18	0
Zereoue	2	17	8.5	14	0
TEAM	301	3,118	10.4	49	19
OPPONENTS	245	3,167	12.9	88t	20

INTERCEPTIONS	No.	Yds	Avg	Lg	TD
Shields	4	75	18.8	25	0
Washington	4	1	0.3	1	0
Kirkland	1	23	23.0	23	0
Emmons	1	22	22.0	22	0
Scott	1	16	16.0	16	0
Oldham	1	9	9.0	9	0
Roye	1	2	2.0	2	0
Davis	1	1	1.0	1	0
TEAM	14	149	10.6	25	0
OPPONENTS	18	304	16.9	58t	3

PUNTING	No.	Yds	Avg	Net	TB	In	Lg	Bl
Miller	84	3,795	45.2	38.1	10	27	75	0
TEAM	84	3,795	45.2	38.1	10	27	75	0
OPPONENTS	92	3,737	40.6	34.3	10	32	78	0

PUNT RETURNS	Ret	FC	Yds	Avg	Lg	TD
Edwards	25	4	234	9.4	48	0
Hawkins	11	6	49	4.5	14	0
Shaw	4	3	53	13.3	17	0
Blackwell	1	1	39	39.0	39	0
Ward	1	0	2	2.0	2	0
TEAM	42	14	377	9.0	48	0
OPPONENTS	39	13	392	10.1	94t	1

KICKOFF RETURNS	No.	Yds	Avg	Lg	TD
Huntley	15	336	22.4	41	0
Blackwell	14	282	20.1	37	0
Edwards	13	234	18.0	44	0
Zereoue	7	169	24.1	35	0
Lyons	3	42	14.0	17	0
Cline LG	2	8	4.0	8	0
Cline TM	2	8	4.0	8	0
Fuamatu-Ma'aafa	1	9	9.0	9	0
Vrabel	1	6	6.0	6	0
Ward	1	24	24.0	24	0
TEAM	57	1,110	19.5	44	0
OPPONENTS	67	1,209	18.0	75	0

FIELD GOALS	1-19	20-29	30-39	40-49	50+
K. Brown	2/2	5/5	9/10	8/11	1/1
TEAM	2/2	5/5	9/10	8/11	1/1
OPPONENTS	2/2	8/9	4/6	5/8	1/1

K. Brown:

(19G,28G,19G) (32G,28G,36G) (33G) (48G) () (43G)
 (51G,25G) (28G,38G,31N) (41G,32G,47G) (44N,24G)
 (35G,33G) (40G,38G) (31G,46N) (42G,49B,47G)
 (46G) ()

OPPONENTS:

() (45G,28G) (45G,51G,41G,26G,30N,38G)
 (27G,41G) (29G,36N) (37G,41N) (47N)
 (19G,20G,49N) (39G) () (29G,29G,25N) (25G,32G)
 (19G) () (42G)

PASSING	Att	Cmp	Yds	Cmp%	Yds/Att	TD	TD%	Int	Int%	Lg	Sack/Lost	Rating
Stewart	275	160	1464	58.2	5.32	6	2.2	10	3.6	42	22/131	64.9
Tomczak	258	139	1625	53.9	6.30	12	4.7	8	3.1	49	15/104	75.8
Bettis	1	1	21	100.0	21.00	1	100.0	0	0.0	21t	0/0	158.3
Gonzalez	1	1	8	100.0	8.00	0	0.0	0	0.0	8	0/0	100.0
TEAM	535	301	3118	56.3	5.83	19	3.6	18	3.4	49	37/235	71.1
OPPONENTS	463	245	3167	52.9	6.84	20	4.3	14	3.0	88t	40/247	76.5



1999 FINAL DEFENSIVE STATISTICS

Player	U	A	Tot	Sack/ Yds.	Int	TFL	PD	FF	FR
E. Holmes	109	35	144	0/0	0/0	22.5/36	3	0	1
L. Kirkland	98	25	123	2/12	1/23	16/16	6	3	2
L. Flowers	76	20	96	5/21	0/0	6/5	12	0	0
C. Emmons	63	23	86	6/26	1/22	9/21	2	1	3
T. Davis	60	16	76	0/0	1/1	3.5/1	5	3	0
J. Gildon	49	20	69	8.5/49.5	0/0	9/12	2	1	0
D. Washington	57	10	67	0/0	4/1	1/1	12	0	0
C. Scott	57	4	61	0/0	1/16	1/3	7	0	0
O. Roye	45	12	57	4.5/42.5	1/2	14/25	6	0	1
K. Henry	35	8	43	1/2	0/0	7.5/19	1	0	0
J. Steed	26	11	37	3/28	0/0	0.5/0	0	0	1
D. Townsend	23	8	31	0/0	0/0	2/3	8	1	0
S. Shields	16	9	25	1/10	4/75	0/0	4	1	0
C. Oldham	13	3	16	3/21	1/9	1/0	6	1	0
J. Porter	11	4	15	2/15	0/0	1/4	0	1	2
J. Staat	11	3	14	0/0	0/0	1/1	1	0	0
L. Brown	7	2	9	1/0	0/0	0/0	0	2	0
M. Vrabel	5	3	8	2/7	0/0	0/0	0	1	0
N. Harrison	6	0	6	0/0	0/0	2.5/3	0	0	1
J. Simmons	2	3	5	0/0	0/0	0/0	1	0	0
C. Kelsay	0	1	1	0/0	0/0	0.5/0	0	0	0
A. Smith	0	1	1	0/0	0/0	0/0	0	0	0
J. Fiala	0	0	0	0/0	0/0	0/0	0	0	0
C. Fuamatu-Ma'afala	0	0	0	0/0	0/0	0/0	0	0	0
R. Huntley	0	0	0	0/0	0/0	0/0	0	0	0
H. Ward	0	0	0	0/0	0/0	0/0	0	0	0
T. Edwards	0	0	0	0/0	0/0	0/0	0	0	0
M. Schneck	0	0	0	0/0	0/0	0/0	0	0	0
J. Witman	0	0	0	0/0	0/0	0/0	0	0	0
A. Zereoue	0	0	0	0/0	0/0	0/0	0	0	0
K. Brown	0	0	0	0/0	0/0	0/0	0	0	0
B. Shaw	0	0	0	0/0	0/0	0/0	0	0	0
J. Tuman	0	0	0	0/0	0/0	0/0	0	0	0
TOTALS	769	221	990	39/234	14/149	98/126	76	15	11
OPPONENTS	659	259	918	37/235	18/304	45/41	73	6	5



1999 SPECIAL TEAMS STATISTICS

Player	U	A	Tot	FF	FR	BL
J. Fiala	9	11	20	0	0	0
L. Brown	8	11	19	1	0	0
J. Simmons	10	7	17	1	1	0
S. Shields	8	9	17	0	0	0
J. Porter	12	3	15	0	0	0
C. Oldham	4	6	10	0	1	0
C. Fuamatu-Ma'afala	6	3	9	1	0	0
D. Townsend	5	4	9	0	0	0
M. Vrabel	4	3	7	0	0	0
C. Kelsay	1	6	7	0	0	0
R. Huntley	4	1	5	0	0	0
H. Ward	4	1	5	0	0	0
T. Edwards	4	0	4	0	1	0
T. Davis	2	2	4	0	0	0
M. Schneck	2	2	4	0	0	0
J. Witman	2	0	2	0	1	0
A. Zereoue	0	2	2	0	0	0
K. Brown	1	0	1	0	0	0
B. Shaw	1	0	1	0	0	0
J. Tuman	0	1	1	0	0	0
TOTALS	87	72	159	3	4	0
OPPONENTS	88	17	105	1	4	0



1999 STARTING LINEUPS

OFFENSE

Opponent

Preseason

SE	LT	LG	C	RG	RT	TE	FL	QB	RB	FB
Hawkins	A. Brown	Faneca	Sweeney	Stai	Conrad	Bruener	Ward	Stewart	Huntley	Blackwell (WR)
Hawkins	Gandy	Faneca	Sweeney	Stai	Conrad	Bruener	Ward	Stewart	Zereoue	Witman
Hawkins	Gandy	Faneca	Dawson	Stai	Conrad	Bruener	Ward	Stewart	Huntley	Lyons (TE)
Edwards	Gandy	Faneca	Dawson	Stai	Conrad	Bruener	Ward	Stewart	Huntley	Lyons (TE)

Regular Season

Hawkins	Gandy	Faneca	Dawson	Stai	Conrad	Bruener	Ward	Stewart	Bettis	Witman
Hawkins	Gandy	Faneca	Dawson	Stai	Conrad	Bruener	Ward	Stewart	Bettis	Witman
Hawkins	Gandy	Faneca	Dawson	Stai	A. Brown	Bruener	Ward	Stewart	Bettis	Witman
Hawkins	Gandy	Duffy	Dawson	Stai	A. Brown	Bruener	Ward	Stewart	Bettis	Witman
Hawkins	Gandy	Duffy	Dawson	Stai	A. Brown	Bruener	Ward	Stewart	Bettis	Witman
Hawkins	Gandy	Faneca	Dawson	Stai	A. Brown	Bruener	Ward	Stewart	Bettis	Witman
Hawkins	Gandy	Faneca	Duffy	Stai	A. Brown	Bruener	Ward	Stewart	Bettis	Lyons (TE)
Hawkins	Gandy	Faneca	Duffy	Stai	A. Brown	Bruener	Ward	Stewart	Bettis	Edwards (WR)
Hawkins	Gandy	Faneca	Duffy	Stai	A. Brown	Bruener	Ward	Stewart	Bettis	Witman
Hawkins	Gandy	Faneca	Duffy	Stai	A. Brown	Bruener	Ward	Stewart	Bettis	Lyons (TE)
Hawkins	Gandy	Faneca	Duffy	Stai	A. Brown	Bruener	Ward	Stewart	Bettis	Huntley
Hawkins	Gandy	Faneca	Duffy	Stai	A. Brown	Bruener	Blackwell	Stewart	Bettis	Witman
Hawkins	Gandy	Faneca	Duffy	Stai	A. Brown	Bruener	Ward	Tomczak	Bettis	Huntley
Hawkins	Gandy	Faneca	Duffy	Stai	Conrad	Bruener	Ward	Tomczak	Bettis	Huntley
Hawkins	Gandy	Faneca	Duffy	Stai	A. Brown	Bruener	Stewart	Tomczak	Bettis	Witman
Hawkins	Gandy	Faneca	Duffy	Stai	Pourdaneesh	Cushing	Ward	Tomczak	Bettis	Witman
Hawkins	Gandy	Faneca	Duffy	Stai	Pourdaneesh	Cushing	Ward	Tomczak	Bettis	Witman
Hawkins	Gandy	Faneca	Duffy	Stai	Pourdaneesh	Cushing	Ward	Tomczak	Bettis	Witman
Hawkins	Gandy	Faneca	Duffy	Stai	Pourdaneesh	Cushing	Ward	Tomczak	Bettis	Witman

1999 STARTING LINEUPS

DEFENSE

Opponent

Preseason

CHICAGO (8/13)
at Carolina (8/20)
WASHINGTON (8/28)
at Buffalo (9/4)

Regular Season

at Cleveland (9/12)
at Baltimore (9/19)
SEATTLE (9/26)
JACKSONVILLE (10/3)
at Buffalo (10/10)
at Cincinnati (10/17)
ATLANTA (10/25)
OPEN DATE (10/31)
at San Francisco (11/7)
CLEVELAND (11/14)
at Tennessee (11/21)
CINCINNATI (11/28)
at Jacksonville (12/2)
BALTIMORE (12/12)
at Kansas City (12/18)
CAROLINA (12/26)
TENNESSEE (1/2)

<u>LE</u>	<u>NT</u>	<u>RE</u>	<u>LOLB</u>	<u>LILB</u>	<u>RILB</u>	<u>ROLB</u>	<u>LCB</u>	<u>RCB</u>	<u>SS</u>	<u>FS</u>
Roye	Staat	Henry	Gildon	Kirkland	Holmes	Emmons	Scott	Washington	Flowers	Davis
Roye	Steed	Henry	Gildon	Kirkland	Holmes	Emmons	Scott	Washington	Flowers	Davis
Harrison	Steed	Roye	Gildon	Kirkland	Holmes	Emmons	Scott	Washington	Flowers	Davis
Harrison	Steed	Roye	Gildon	Kirkland	Holmes	Emmons	Scott	Washington	Flowers	Davis
Harrison	Steed	Roye	Gildon	Kirkland	Holmes	Emmons	Scott	Washington	Flowers	Davis
Harrison	Steed	Roye	Gildon	Kirkland	Holmes	Emmons	Scott	Washington	Flowers	Davis
Harrison	Steed	Roye	Gildon	Kirkland	Holmes	Emmons	Scott	Washington	Davis	Shields
Roye	Steed	Henry	Gildon	Kirkland	Holmes	Emmons	Scott	Washington	Flowers	Davis
Roye	Steed	Henry	Gildon	Kirkland	Holmes	Emmons	Scott	Washington	Flowers	Davis
Roye	Steed	Henry	Gildon	Kirkland	Holmes	Emmons	Scott	Washington	Flowers	Davis
Roye	Steed	Henry	Gildon	Kirkland	Holmes	Emmons	Scott	Washington	Flowers	Davis
Roye	Steed	Henry	Gildon	Kirkland	Holmes	Emmons	Scott	Washington	Flowers	Davis
Roye	Steed	Henry	Gildon	Kirkland	Holmes	Emmons	Scott	Washington	Flowers	Davis
Roye	Steed	Henry	Gildon	Kirkland	Holmes	Emmons	Townsend	Washington	Flowers	Davis
Roye	Steed	Henry	Gildon	Kirkland	Holmes	Emmons	Townsend	Washington	Flowers	Davis
Roye	Steed	Henry	Gildon	Kirkland	Holmes	Emmons	Townsend	Washington	Flowers	Davis
Roye	Steed	Henry	Gildon	Kirkland	Holmes	Emmons	Townsend	Washington	Flowers	Davis
Roye	Steed	Henry	Gildon	Kirkland	Holmes	Emmons	Townsend	Washington	Flowers	Davis
Roye	Staat	Henry	Gildon	Kirkland	Holmes	Emmons	Scott	Washington	Flowers	Davis
Roye	Staat	Henry	Gildon	Kirkland	Holmes	Emmons	Scott	Washington	Flowers	Davis


**GAME
1**
STEELERS 43 CLEVELAND 0
Sept. 12, 1999


CLEVELAND — The Steelers kicked off the 1999 season by dominating the Cleveland Browns, 43-0, in front of a national television audience Sunday night during the inaugural game at the new Cleveland Browns Stadium.

The Steelers controlled the ball for nearly 48 minutes, outgained the Browns by 420 yards (460 to 40) and allowed only two Cleveland first downs enroute to the third-largest margin of victory in Steelers history.

Running back Jerome Bettis set the tempo for the game by rushing for 80 yards on 16 carries in the first half, despite missing all four preseason games with a knee injury. Kordell Stewart was equally impressive, completing 15-of-23 passes for 173 yards and one touchdown despite playing only 2½ quarters.

However, the offensive star of the game for the Steelers was backup running back Richard Huntley who gained 108 total yards from scrimmage and scored a career-high three touchdowns.

The Steelers put their first points on the board in the first quarter after safety Chris Oldham intercepted Cleveland quarterback Ty Detmer's pass and returned the ball nine yards to the Cleveland 39. Stewart then drove Pittsburgh down the field in five plays and scored on a one-yard run, giving the Steelers a 7-0 first-quarter lead.

Pittsburgh increased their lead to 20-0 at the half, after rookie kicker Kris Brown converted second-quarter field goals of 19 and 28 yards, and Huntley caught a five-yard scoring pass from Stewart.

The Steelers defense, which allowed only 47 yards in the first half, yielded minus-seven yards in the final 30 minutes, and Pittsburgh controlled the ball for 25:22 of the second half.

The Steelers used 7:55 of the third quarter on their first possession of the second half and drove 76 yards on 14 plays before Huntley scored on a three-yard run to increase Pittsburgh's lead to 26-0. Brown, whose extra-point attempt was blocked, rebounded with his third field goal of the game early in the fourth quarter to increase the lead to 29-0.

After Cleveland fumbled the ensuing kickoff, Huntley scored his third touchdown on a 21-yard pass from backup quarterback Mike Tomczak. The Steelers ended the scoring on their next possession when Tomczak hit Hines Ward for a one-yard touchdown pass for the 43-0 final.

STEELERS	7	13	6	17	43
Cleveland	0	0	0	0	0
TEAM	Q	TIME	PLAY	DRIVE	SCORE
PIT	1	5:16	Stewart 1 run (Brown kick)	5-39, 2:30	7-0
PIT	2	9:56	Brown 19 FG	18-79, 7:37	10-0
PIT	2	4:49	Huntley 5 pass from Stewart (Brown kick)	6-56, 3:06	17-0
PIT	2	0:06	Brown 28 FG	7-42, 3:31	20-0
PIT	3	5:28	Huntley 3 run (kick failed)	14-76, 7:55	26-0
PIT	4	11:10	Brown 19 FG	14-64, 8:00	29-0
PIT	4	10:48	Huntley 21 pass from Tomczak (Brown kick)	1-21, 0:09	36-0
PIT	4	6:08	Ward 1 pass from Tomczak (Brown kick)	7-29, 4:19	43-0

A-73,138

TEAM STATISTICS			INDIVIDUAL STATISTICS	
	Steelers	Browns	RUSHING: Pit. - Bettis 18-89; Zereoue 16-42; Huntley 10-41, 1 TD; Stewart 6-33, 1 TD; Witman 3-11; Gonzalez 2-(-3). Cle. - Kirby 5-10; Edwards 1-0; Shaw 2-(-1); Detmer 1-(-1).	
First Downs	32 (14-16-2)	2 (0-2-0)	PASSING: Pit. - Stewart 23-15-0, 173, 1 TD; Tomczak 8-8-0, 78, 2 TD; Gonzalez 1-1-0, 8. Cle. - Detmer 13-6-1, 52; Couch 3-0-1, 0.	
Third Downs	14-20 (70%)	0-7 (0%)	RECEIVING: Pit. - Huntley 5-67, 2 TD; Edwards 4-45; Ward 3-51, 1 TD; Hawkins 3-27; Shaw 3-26; Blackwell 2-18; Witman 2-9; Zereoue 1-14, Bettis 1-2. Cle. - Shepherd 2-32; Johnson 2-13; Edwards 1-5; Kirby 1-2.	
Fourth Downs	0-1 (0%)	0-0 (0%)		
Total Net Yards	460	40		
Plays-Avg.	88-5.2	28-1.4		
Rushing Yards	213	9		
Att.-Avg.	55-3.9	9-1.0		
Passing Yards	247	31		
Sacked by Opp.	1-12	3-21		
Pass.-Att.-Comp.	32-24-0	16-6-2		
Punts-Avg.	1-35	6-47.5		
Penalties	4-26	4-23		
Fumbles-Lost	0-0	2-2		
Time of Poss.	47:49	12:11		



GAME 2

STEELERS 23 BALTIMORE 20

Sept. 19, 1999



BALTIMORE — A game-winning field goal by rookie kicker Kris Brown, clinched the Steelers' 23-20 victory over the Baltimore Ravens and improved their record to 2-0.

Brown, who converted all three of his field goal attempts on the day, split the uprights on a 36-yard kick with no time left in the game, to secure the Steelers' second AFC Central division victory of the season.

The Steelers started the scoring in the first quarter after cornerback Deshea Townsend deflected a Scott Mitchell pass into the hands of teammate Dewayne Washington. Kordell Stewart drove the Steelers 35 yards on six plays and scored on an eight-yard run, which gave Pittsburgh a 7-0 lead.

Baltimore responded later in the quarter with an 80-yard drive that was aided by three Steeler penalties and a 35-yard run by running back Errict Rhett. Rhett later tied the score at 7-7 with a two-yard touchdown run.

The Steelers regained the lead with 1:53 left in the second quarter when running back Richard Huntley capped an 80-yard drive with a 17-yard touchdown run down the left sideline. However, Baltimore's Corey Harris returned the ensuing kickoff 64 yards to the Pittsburgh 30, and kicker Matt Stover tightened the game to 14-10 with a 45-

yard field goal before the half.

The Steelers increased their lead to 17-10 in the third quarter, when Kris Brown connected on his first attempt of the game from 32 yards out. The two teams traded 28-yard field goals in the fourth quarter to bring the score to 20-13 with 2:39 remaining in the game.

Ravens back-up quarterback Stoney Case, who replaced an ineffective Scott Mitchell midway through the third quarter, led Baltimore on a six-play, 72-yard scoring drive that ended with a 19-yard touchdown pass to Qadry Ismail. The drive used only 1:17 and tied the score at 20-20.

However, Will Blackwell returned the ensuing kickoff 37 yards to midfield. With 1:15 remaining and all three timeouts left, Kordell Stewart drove the Steelers to the Baltimore 18-yard line before using their final timeout with five seconds left in the game.

Brown won the game at the final gun with his 36-yard kick, giving the Steelers the 23-20 victory.

STEELERS	7	7	3	6	23
Baltimore	7	3	0	10	20

TEAM	Q	TIME	PLAY	DRIVE	SCORE
PIT	1	10:57	Stewart 8 run (Brown kick)	6-35, 3:01	7-0
BAL	1	1:39	Rhett 2 run (Stover kick)	10-80, 5:41	7-7
PIT	2	1:46	Huntley 17 run (Brown kick)	9-80, 4:38	14-7
BAL	2	1:15	Stover 45 FG	4-4, 0:31	14-10
PIT	3	4:16	Brown 32 FG	6-11, 2:57	17-10
BAL	4	7:55	Stover 28 FG	9-51, 4:31	17-13
PIT	4	2:39	Brown 28 FG	11-46, 5:16	20-13
BAL	4	1:22	Ismail 19 pass from Case (Stover kick)	6-72, 1:17	20-20
PIT	4	0:00	Brown 36 FG	5-32, 1:22	23-20

A-68,965

TEAM STATISTICS

	Steelers	Ravens
First Downs	19 (9-7-3)	16 (5-8-3)
Third Downs	6-17 (35%)	2-13 (15%)
Fourth Downs	0-0 (0%)	1-1 (100%)
Total Net Yards	270	292
Plays-Avg.	66-4.1	62-4.7
Rushing Yards	149	125
Att.-Avg.	36-4.1	29-4.3
Passing Yards	121	167
Sacked by Opp.	3-17	2-11
Pass.-Att.-Comp.	27-18-0	31-14-2
Punts-Avg.	9-46	7-40.3
Penalties	7-37	9-67
Fumbles-Lost	2-0	1-1
Time of Poss.	34:07	25:53

INDIVIDUAL STATISTICS

RUSHING: Pit. - Stewart 8-51, 1 TD; Huntley 10-49, 1 TD; Bettis 16-46; Ward 1-3; Witman 1-0. Balt. - Rhett 22-101, 1 TD; Evans 4-13; Case 1-8; Holmes 1-2; Mitchell 1-1.

PASSING: Pit. - Stewart 27-18-0, 138. Balt. - Mitchell 16-7-2, 48; Case 15-7-0, 130, 1 TD.

RECEIVING: Pit. - Hawkins 6-54; Edwards 5-38; Ward 2-31; Huntley 2-10; Bruener 2-4; Witman 1-1. Balt. - Ismail 4-53, 1 TD; Lewis 3-48; Armour 2-43; Pierce 2-19; Purnell 2-10; DeLong 1-5.

**GAME
3****SEATTLE 29 STEELERS 10
Sept. 26, 1999**

PITTSBURGH — The Steelers suffered a disappointing 29-10 loss to the Seattle Seahawks in their home opener at Three Rivers Stadium. The loss dropped Pittsburgh to 2-1 with an important divisional matchup pending against the Jacksonville Jaguars.

The Steelers fell behind early in the first quarter and were never able to mount a serious comeback threat. After receiving the opening kickoff, Steelers quarterback Kordell Stewart was intercepted by Seattle defensive back Merton Hanks who returned the ball 23 yards for a Seattle touchdown and a 7-0 Seahawks lead.

After a failed third-and-inches attempt by Stewart forced Pittsburgh to punt, the Steelers fell behind 14-0 when rookie wide receiver Charlie Rogers returned Josh Miller's punt 94 yards for a touchdown. Seattle kicker Todd Peterson added a 45-yard field goal to increase the Seahawks' lead to 17-0 with 6:53 remaining in the first quarter.

Peterson, who converted 5-of-6 field goals on the day, added kicks of 51, 41 and 26 yards, to increase Seattle's lead to 26-0 at the half.

Stewart, who threw his first three interceptions of the season in the first half, finished the day completing 7-of-

14 passes for 61 yards and three interceptions. Backup quarterback Mike Tomczak replaced Stewart at the start of the second half, but fared little better, completing 14-of-27 passes for 159 yards, one touchdown and two interceptions.

The Steelers finally scored early in the fourth quarter after Will Blackwell returned a Jeff Feagles punt 39 yards to the Seattle 14-yard line. However, the offense could not move the ball on four plays, and rookie kicker Kris Brown converted a 33-yard field goal attempt to make the score, 26-3.

After holding the Steelers on downs, Seattle moved the ball 23 yards on seven plays and Peterson kicked his fifth field goal of the game, this time from 38 yards, increasing the Seahawks' lead to 29-3.

Seattle had the ball deep in their own territory late in the quarter when Steelers safety Travis Davis forced a Ricky Watters fumble that was recovered by linebacker Joey Porter who returned it four yards to the Seattle 16. Rookie wide receiver Troy Edwards scored his first NFL touchdown on the first play from scrimmage, a 16-yard touchdown pass from Mike Tomczak, which made the final score, 29-10.

Seattle	17	9	0	3	29
STEELERS	0	0	0	10	10
TEAM	Q	TIME	PLAY	DRIVE	SCORE
SEA	1	13:52	Hanks 23 interception return (Peterson kick)	--	0-7
SEA	1	11:40	Rogers 94 punt return (Peterson kick)	--	0-14
SEA	1	6:53	Peterson 45 FG	5-60, 1:51	0-17
SEA	2	9:53	Peterson 51 FG	7-17, 2:11	0-20
SEA	2	3:14	Peterson 41 FG	8-57, 4:54	0-23
SEA	2	0:02	Peterson 26 FG	7-68, 1:25	0-26
PIT	4	12:03	Brown 33 FG	4-0, 0:46	3-26
SEA	4	4:24	Peterson 38 FG	7-23, 4:43	3-29
PIT	4	1:35	Edwards 16 pass from Tomczak (Brown kick)	1-16, 0:05	10-29

A-57,881

TEAM STATISTICS			INDIVIDUAL STATISTICS	
	Seahawks	Steelers	RUSHING: Sea. - Watters 29-98; Brown 1-9; Kitna 1-(-3); Bownes 1-(-14). Pit. - Bettis 11-39; Huntley 5-19; Tomczak 1-4; Stewart 2-3.	
First Downs	16 (3-12-1)	15 (2-12-1)	PASSING: Sea. - Kitna 29-18-0, 265. Pit. - Tomczak 27-14-2, 159, 1 TD; Stewart 14-7-3, 61.	
Third Downs	7-17 (41%)	3-12 (25%)	RECEIVING: Sea. - Pritchard 6-90; Dawkins 5-105; Mayes 3-28; Fauria 2-30; Watters 2-12. Pit. - Edwards 6-72, 1 TD; Hawkins 5-63; Bruener 3-25; Huntley 2-30; Ward 2-18; Bettis 2-9; Zereoue 1-3.	
Fourth Downs	0-0 (0%)	0-2 (0%)		
Total Net Yards	341	272		
Plays-Avg.	64-5.3	62-4.4		
Rushing Yards	90	65		
Att.-Avg.	34-2.6	19-3.4		
Passing Yards	251	207		
Sacked by Opp.	1-14	2-13		
Pass.-Att.-Comp.	29-18-0	41-21-5		
Punts-Avg.	4-38.5	5-56		
Penalties	7-50	5-43		
Fumbles-Lost	3-2	1-0		
Time of Poss.	32:47	27:13		


**GAME
4**
JACKSONVILLE 17 STEELERS 3
Oct. 3, 1999


PITTSBURGH — A second consecutive sluggish offensive performance dropped the Steelers record to 2-2, when they fell, 17-3, to the Jacksonville Jaguars at Three Rivers Stadium. The Steelers loss marked the first time the home team had lost a game in the series between the two teams.

Despite a stellar defensive performance that limited the Jaguars to 204 yards on offense, and held quarterback Mark Brunell to 10-of-25 passing for 85 yards in the game, the Steelers never mounted a serious threat to take the lead.

Kordell Stewart struggled for the second consecutive game, and completed only 15-of-32 passes for 126 yards and one interception, while fumbling three times. Playing behind an offensive line without two of its regular starters, Stewart was also sacked four times, including twice in the fourth quarter for safeties.

The Steelers' usually dependable ground game was also ineffective. Jerome Bettis was held to 58 yards on 20 carries (2.9 avg.). Bettis has yet to rush for 100 yards or score a touchdown this season.

Jacksonville opened the scoring after a successful 48-yard field goal attempt by Mike Hollis was nullified by a

delay of game penalty. With a fourth-and-six from the Pittsburgh 35, Brunell scrambled from the shotgun to gain 12 yards and a first down. Jacksonville then drove down to the Pittsburgh seven, and Brunell hit Keenan McCardell for a touchdown to give the Jaguars a 7-0 lead with 14:15 left in the second quarter.

Late in the quarter, safety Travis Davis, a former Jaguar, recorded his first interception as a Steeler at the Jacksonville 42. An unnecessary roughness penalty moved the ball back to the Pittsburgh 43, but with a minute left in the half, the Steelers drove to the Jacksonville 30, and Kris Brown kicked a career-best 48-yard field goal with no time left to make the score 7-3 at the half.

The Jaguars increased their lead to 10-3 in the third quarter, when Mike Hollis connected on the first of his two field goals, from 27 yards out. Hollis added a 41-yard field goal in the fourth quarter, and increased Jacksonville's lead to 13-3.

The Steelers tried to mount a late comeback, but Kordell Stewart was sacked twice in his own end zone for two safeties, making the final score 17-3.

Jacksonville	0	7	3	7	17
STEELERS	0	3	0	0	3

TEAM	Q	TIME	PLAY	DRIVE	SCORE
JAX	2	14:15	McCardell 7 pass from Brunell	11-63, 5:27	0-7
PIT	2	0:00	Brown 48 FG	6-27, 1:00	3-7
JAX	3	6:18	Hollis 27 FG	9-36, 3:12	3-10
JAX	4	5:40	Hollis 41 FG	9-39, 4:10	3-13
JAX	4	4:47	out of end zone, forced by team for a safety	--	3-15
JAX	4	0:54	Stewart sacked by Smeenge for a safety	--	3-17

A-57,308

TEAM STATISTICS		INDIVIDUAL STATISTICS	
	Jaguars		Steelers
First Downs	13 (6-5-2)		14 (5-8-1)
Third Downs	3-15 (20%)		5-16 (31%)
Fourth Downs	1-1 (100%)		1-3 (33%)
Total Net Yards	204		216
Plays-Avg.	61-3.3		67-3.2
Rushing Yards	124		117
Att.-Avg.	35-3.5		31-3.8
Passing Yards	85		126
Sacked by Opp.	1-5		4-27
Pass.-Att.-Comp.	25-10-1		32-15-1
Punts-Avg.	8-41.5		6-44.3
Penalties	5-32		7-65
Fumbles-Lost	0-0		4-1
Time of Poss.	28:47		31:13
RUSHING: Jax. - Stewart 21-73; Taylor 8-28; Brunell 5-21; Banks 1-2. Pit. - Bettis 20-58; Stewart 6-41; Huntley 5-18.		PASSING: Jax. - Brunell 25-10-1, 85, 1 TD. Pit. - Stewart 32-15-1, 126.	
RECEIVING: Jax. - McCardell 3-24, 1 TD; Brady 2-20; Smith 2-18; Shelton 1-13; Stewart 1-7; Banks 1-3. Pit. - Bettis 4-27; Edwards 2-22; Ward 2-19; Blackwell 2-18; Hawkins 1-19; Lyons 1-13; Bruener 1-5; Witman 1-4; Huntley 1-(-1).			

**GAME
5****Buffalo 24 Steelers 21
Oct. 10, 1999**

ORCHARD PARK, N.Y. — The Steelers dropped their third consecutive game and their record fell to 2-3, when they lost, 24-21, to the Buffalo Bills at Ralph Wilson Stadium.

Kordell Stewart had his most productive passing game of the season, completing 21-of-29 passes for 216 yards, two touchdowns and one interception. However, the Steelers rushing attack gained a season-low 48 yards, including only 24 yards on 13 carries by Jerome Bettis.

After the Steelers were forced to punt on their opening possession, linebacker Levon Kirkland recovered an Antowain Smith fumble at the Buffalo 13-yard line. Stewart then hit wide receiver Hines Ward for a 12-yard touchdown pass to give Pittsburgh a 7-0 lead.

Buffalo responded on the ensuing drive as Doug Flutie drove the Bills' offense 69 yards on 14 plays and connected with fullback Sam Gash on a two-yard touchdown pass, tying the game at 7-7.

After Pittsburgh was forced to punt on their next possession, Flutie hit wide receiver Eric Moulds for a 49-yard touchdown pass and a 14-7 Buffalo lead early in the second quarter.

The Bills increased their lead to 17-7 when Steve Christie converted a 29-yard field goal attempt. However,

the Steelers responded on their next possession as Stewart drove the offense 71 yards on nine plays for a Pittsburgh touchdown.

Stewart completed passes of 17 and 11 yards to running back Richard Huntley, followed by a 10-yard pass to Will Blackwell who was brought down at the Buffalo 17. On first-and-10, Stewart threw a pass out of the shotgun, that was tipped by cornerback Thomas Smith before being caught by Troy Edwards for a touchdown that closed the score to 17-14 at the half.

Midway through the third quarter, the Steelers committed their first turnover of the game when Stewart was intercepted by linebacker Sam Rogers who returned the ball 24 yards to the Pittsburgh 38. After moving the ball to the Pittsburgh eight-yard line, Flutie hit tight end Jay Riemersma for a touchdown and a 24-14 Bills lead.

The Steelers rallied in the fourth quarter after getting the ball at their own 22 with 7:23 left in the game. Stewart drove the offense 78 yards on 10 plays, and Jerome Bettis scored his first touchdown of the season on a one-yard plunge to close the score to 24-21 with 2:44 left. However, Buffalo ran out the remaining time on the clock and held on for the victory.

STEELERS	7	7	0	7	21
Buffalo	7	10	7	0	24

TEAM	Q	TIME	PLAY	DRIVE	SCORE
PIT	1	9:40	Ward 12 pass from Stewart (Brown kick)	3-12, 1:21	7-0
BUF	1	1:47	Gash 2 pass from Flutie (Christie kick)	14-69, 7:53	7-7
BUF	2	14:13	Moulds 49 pass from Flutie (Christie kick)	2-60, 0:36	7-14
BUF	2	4:31	Christie 29 FG	12-79, 7:10	7-17
PIT	2	0:51	Edwards 17 pass from Stewart (Brown kick)	9-71, 3:40	14-17
BUF	3	0:32	Riemersma 8 pass from Flutie (Christie kick)	6-38, 3:10	14-24
PIT	4	2:44	Bettis 1 run (Brown kick)	10-78, 4:39	21-24

A-71,038

TEAM STATISTICS

	Steelers	Bills
First Downs	17 (2-11-4)	24 (8-15-1)
Third Downs	7-13 (54%)	4-12 (33%)
Fourth Downs	0-0 (0%)	2-2 (100%)
Total Net Yards	255	365
Plays-Avg.	54-4.7	67-5.4
Rushing Yards	48	111
Att.-Avg.	23-2.1	33-3.4
Passing Yards	207	254
Sacked by Opp.	2-9	2-7
Pass.-Att.-Comp.	29-21-1	32-21-1
Punts-Avg.	6-39.8	4-41.3
Penalties	2-20	4-40
Fumbles-Lost	0-0	1-1
Time of Poss.	27:20	32:40

INDIVIDUAL STATISTICS

RUSHING: Pit. - Bettis 13-24, 1 TD; Huntley 5-16; Stewart 3-11; Witman 1-2; Ward 1-(-5). Buf. - Linton 15-45; Flutie 7-39; Smith 11-27.

PASSING: Pit. - Stewart 29-21-1, 216, 2 TD. Buf. - Flutie 32-21-0, 261, 3 TD.

RECEIVING: Pit. - Ward 6-67, 1 TD; Edwards 4-50, 1 TD; Huntley 3-32; Lyons 2-31; Hawkins 2-11; Bettis 2-10; Blackwell 1-10; Bruener 1-5. Buf. - Moulds 6-122, 1 TD; Reed 6-68; Riemersma 4-35, 1 TD; Gash 3-14, 1 TD; Linton 1-15; Jackson 1-7.



GAME 6

Steelers 17 Cincinnati 3 Oct. 17, 1999



CINCINNATI — The Steelers snapped a three-game losing skid with a convincing 17-3 victory against the Cincinnati Bengals at Cinergy Field.

Pittsburgh was led by a solid defensive effort and a strong running game in which Jerome Bettis gained 111 yards and scored two touchdowns. It was the first game this season that Bettis has rushed for more than 100 yards.

Pittsburgh started the scoring in the first quarter when Kordell Stewart led the offense on an eight-play, 49-yard drive, highlighted by a 16-yard pass to Troy Edwards that put the ball on the Cincinnati one-yard line. From there, Bettis punched the ball across the goal line to give the Steelers a 7-0 lead.

The Bengals closed the score to 7-3 on the next possession. Tremaine Mack returned the ensuing kickoff 28 yards to the Cincinnati 36-yard line. Rookie quarterback Akili Smith, who made his second NFL start, drove the Bengals 45 yards to the Pittsburgh 19-yard line where kicker Doug Pelfrey converted a 37-yard field goal.

Stewart had his second consecutive solid outing, and completed 17-of-29 passes for 134 yards. In the second quarter, he helped the Steelers increase their lead to 14-3 on a 10-play, 49-yard drive that ended in a five-yard Bettis touchdown run.

The Bengals thought they had narrowed the margin to four points when Smith connected with tight end Marco

Battaglia for an apparent 24-yard touchdown. However, offensive guard Matt O'Dwyer was called for pass interference and nullified the score. Cincinnati then had a 36-yard field goal nullified by a holding penalty. Pelfrey missed his next attempt from 46 yards out, but the Bengals got a third chance due to a roughing-the-kicker call against Dewayne Washington. Cincinnati ultimately came up empty when Pelfrey's third attempt, from 41 yards, sailed wide left.

With the score 14-3 early in the fourth quarter, Bettis led the Steelers on their final scoring drive of the game, highlighted by consecutive runs of 17 and 14 yards. Kicker Kris Brown converted his only field-goal attempt of the day from 43 yards, giving the Steelers a 17-3 lead.

Cincinnati threatened to tighten the score on their next possession after driving 69 yards to the Pittsburgh three-yard line. On second and goal, blitzing linebacker Earl Holmes hit Smith and forced his pass to be intercepted by defensive end Orpheus Roye. The Steelers were forced to punt after three plays, but Cincinnati's Damon Griffin muffed the punt, and it was recovered by Chris Oldham to secure the 17-3 win for the Steelers.

STEELERS

Cincinnati

7

3

7

0

0

0

3

0

17

3

TEAM

Q

TIME

PLAY

DRIVE

SCORE

PIT

1

6:17

Bettis 1 run (Brown kick)

8-49, 3:31

7-0

CIN

1

1:41

Pelfrey 37 FG

10-45, 4:36

7-3

PIT

2

6:35

Bettis 5 run (Brown kick)

10-49, 5:49

14-3

PIT

4

9:22

Brown 43 FG

7-51, 2:52

17-3

A-59,669

TEAM STATISTICS

	Steelers	Bengals
First Downs	18 (10-7-1)	14 (4-9-1)
Third Downs	5-16 (31%)	7-15 (47%)
Fourth Downs	1-3 (33%)	0-0 (0%)
Total Net Yards	255	261
Plays-Avg.	68-3.8	62-4.2
Rushing Yards	130	84
Att.-Avg.	37-3.5	20-4.2
Passing Yards	125	177
Sacked by Opp.	2/9	4/30
Pass.-Att.-Comp.	29-17-0	38-19-2
Punts-Avg.	7-43	6-36.5
Penalties	7-41	8-60
Fumbles-Lost	0-0	2-1
Time of Poss.	31:48	28:12

INDIVIDUAL STATISTICS

RUSHING: Pit. - Bettis 26-111, 2 TD; Huntley 4-18; Stewart 7-1. Cin. - Dillon 16-78; Smith 3-7; Basnight 1-(-1).

PASSING: Pit. - Stewart 29-17-0, 134. Cin. - Smith 38-19-2, 207.

RECEIVING: Pit. - Edwards 4-58; Blackwell 3-24; Ward 3-18; Hawkins 3-17; Huntley 2-8; Witman 1-5; Bettis 1-4. Cin. - Pickens 4-54; Griffin 4-46; Jackson 3-39; Dillon 2-24; Battaglia 2-15; Groce 2-11; Scott 1-11; McGee 1-7.


**GAME
7**

STEELERS 13 ATLANTA 9

Oct. 25, 1999



PITTSBURGH — The Steelers continued their Monday Night mystique by claiming a 13-9 victory over the Atlanta Falcons on Monday Night Football. The win was Pittsburgh's first at home this season, ending a four-game losing streak at Three Rivers Stadium, dating back to 1998.

In a game where the Steelers celebrated the 25th Anniversary of their first Super Bowl championship team — a team known for its defense — the 1999 Steelers defense paved the way to a Pittsburgh victory.

The Steelers sacked Atlanta quarterback Chris Chandler seven times and posted two fourth-quarter goal-line stands. The unit limited the Falcons to 49 yards rushing for the game.

Six different Steelers registered sacks on the night, led by nose tackle Joel Steed who recorded a career-best two sacks. Steed has already recorded a career-high three sacks in seven games.

Offensively, Jerome Bettis was held to less than 100 yards on Monday Night Football for the first time in nine career Monday Night games. However, Pittsburgh's offense was efficient enough in the first half to give the team a 13-0 lead that the defense would not relinquish.

The Steelers scored first after cornerback Chad Scott recorded his first interception of the season and returned the ball 16 yards to the Atlanta 11. On second-and-12, Kordell Stewart connected with running back Richard Huntley on a 13-yard screen pass for the Steelers' only touchdown of the night and a 7-0 lead.

Pittsburgh increased their lead to 13-0 in the second quarter on the strength of two Kris Brown field goals of 51 and 25 yards. With his two successful kicks, Brown tied

an NFL record for consecutive field goals to start a career by converting his first 11 field goal attempts. The record was previously set by former Denver Broncos Rich Karlis (1982) and David Treadwell (1989). Brown's 51-yard kick was also a career best and the eighth-longest in Steelers history.

The Steelers maintained a 13-0 lead into the fourth quarter. After forcing a Josh Miller punt, Chandler drove the Falcons 56 yards on 10 plays and connected with Terance Mathis on a 5-yard touchdown pass to close the score to 13-7 with 6:42 remaining in the game.

On the ensuing drive, Bettis fumbled a handoff and Atlanta recovered at the Pittsburgh 47. Chandler connected with Mathis for 40 yards on the first play, giving Atlanta first-and-goal at the Pittsburgh seven. However, the Steelers stuffed Atlanta on four running plays and took over on their own one-yard line. On fourth down, Steelers punter Josh Miller took an intentional safety to close the score to 13-9.

With 1:36 remaining, Atlanta took over at their own 36. Chandler drove the Falcons down the field and connected with Tim Dwight for 27 yards to the Pittsburgh five-yard line. Atlanta spiked the ball and had one last chance with two seconds remaining. However, Chandler's pass intended for Dwight fell incomplete in the end zone, and the Steelers held on for a 13-9 victory.

Falcons	0	0	0	9	9
STEELERS	7	6	0	0	13

TEAM	Q	TIME	PLAY	DRIVE	SCORE
PIT	1	1:36	Huntley 13 pass from Stewart (Brown kick)	2-11, 0:52	7-0
PIT	2	5:01	Brown 51 FG	7-29, 2:39	10-0
PIT	2	0:00	Brown 25 FG	10-50, 2:47	13-0
ATL	4	6:42	Mathis 5 pass from Chandler	10-56, 4:53	13-7
ATL	4	1:20	Miller out of end zone, forced by Team for a Safety		

A-58,141

TEAM STATISTICS

	Falcons	Steelers
First Downs	20 (1-14-5)	14 (5-8-1)
Third Downs	5-14 (36%)	3-12 (25%)
Fourth Downs	1-2 (50%)	0-1 (0%)
Total Net Yards	236	226
Plays-Avg.	3.6	4.0
Rushing Yards	49	111
Att.-Avg.	25-2.0	35-3.2
Passing Yards	187	115
Sacked by Opp.	7-46	1-12
Pass.-Att.-Comp.	34-20-1	21-13-0
Punts-Avg.	6-37.2	6-45.7
Penalties	3-15	9-91
Fumbles-Lost	1-0	1-1
Time of Poss.	33:08	26:52

INDIVIDUAL STATISTICS

RUSHING: Atl. - Oxendine 14-30; Dwight 2-8; Hanspard 4-6; Chandler 2-5; Christian 3-0. Pit. - Bettis 23-80; Stewart 10-37; Huntley 1-3; Miller 1-(9).

PASSING: Atl. - Chandler 34-20-1, 233, 1 TD. Pit. - Stewart 21-13-0, 127, 1 TD.

RECEIVING: Atl. - Mathis 12-166, 1 TD; Christian 4-13; Dwight 3-44; Calloway 1-10. Pit. - Blackwell 3-46; Ward 3-28; Hawkins 3-27; Bettis 2-14; Huntley 2-12, 1 TD.


**GAME
8**

STEELERS 27 SAN FRANCISCO 6

Nov. 7, 1999



SAN FRANCISCO — The Steelers improved their record to 5-3 with a convincing 27-6 win against the San Francisco 49ers at 3Com Park. The victory improved Pittsburgh's road record to 4-1, their best start away from home since 1983.

The Steelers offense was led by a balanced attack in which quarterback Kordell Stewart completed 15-of-26 passes for 139 yards and one touchdown, while running backs Richard Huntley and Jerome Bettis rushed for 83 and 53 yards, respectively.

The Steelers jumped to an early lead, scoring touchdowns on their first two possessions of the first quarter, the first time they have accomplished that since Nov. 9, 1998 against Green Bay. After forcing San Francisco to punt on their opening possession, Stewart led the Steelers on an eight-play, 69-yard scoring drive to give Pittsburgh a 7-0 lead. He completed passes of 12, 18 and 11 yards before Jerome Bettis scored the first of his two rushing touchdowns from one yard out.

San Francisco cut the lead to 7-3 on their next possession after Lawrence Phillips returned the ensuing kickoff 75 yards to the Pittsburgh 23. The 49ers drove to the Pittsburgh two-yard line, but the Steelers defense forced San Francisco to settle for a 19-yard field goal by kicker Wade Richey.

Pittsburgh quickly regained momentum on their next possession. On third-and-four from their own 46, Stewart connected with Troy Edwards for a 41-yard play to the

San Francisco 13. On the next play, Stewart hit Hines Ward in the corner of the end zone for a Steelers touchdown and a 14-3 lead.

Late in the first quarter, Steelers linebacker Levon Kirkland forced a Charlie Garner fumble that was recovered by Earl Holmes at the San Francisco 19. The possession led to a 28-yard Kris Brown field goal early in the second quarter, and a 17-3 Steelers lead. The kick was Brown's 12th consecutive successful field goal, establishing a new NFL record for consecutive field goals to start a career.

The 49ers responded on their next possession, when Richey capped a 14-play, 69-yard drive with a 20-yard field goal to close the score to 17-6 at halftime.

Brown added a 38-yard field goal in the third quarter and increased Pittsburgh's lead to 20-6. Richey tried to respond with his third field goal of the game at the end of the quarter, but his kick was low and deflected off long snapper Joe Zelenka.

The Steelers dodged the 49ers' final scoring threat when rookie safety Scott Shields intercepted San Francisco backup quarterback Steve Stenstrom at the Pittsburgh three-yard line.

After stopping San Francisco on downs late in the quarter, Jerome Bettis closed the scoring when he ran 22 yards off right tackle for his second touchdown of the game, which gave the Steelers a 27-6 victory.

STEELERS	14	3	3	7	27
San Francisco	3	3	0	0	6

TEAM	Q	TIME	PLAY	DRIVE	SCORE
PIT	1	7:29	Bettis 1 run (Brown kick)	8-69, 4:15	7-0
SF	1	5:09	Richey 19 FG	5-21, 2:20	7-3
PIT	1	2:52	Ward 13 pass from Stewart (Brown kick)	4-60, 2:17	14-3
PIT	2	14:51	Brown 28 FG	6-9, 1:26	17-3
SF	2	6:53	Richey 20 FG	14-69, 7:58	17-6
PIT	3	3:41	Brown 38 FG	6-19, 2:13	20-6
PIT	4	3:15	Bettis 22 run (Brown kick)	2-26, 0:51	27-6

A-68,657
TEAM STATISTICS

	Steelers	49ers
First Downs	14 (6-7-1)	16 (10-4-2)
Third Downs	5-15 (33%)	3-14 (21%)
Fourth Downs	0-0 (0%)	0-4 (0%)
Total Net Yards	271	313
Plays-Avg.	4.7	4.6
Rushing Yards	141	223
Att.-Avg.	31-4.5	34-6.6
Passing Yards	130	90
Sacked by Opp.	1-9	1-3
Pass.-Att.-Comp.	26-15-0	33-12-1
Punts-Avg.	5-41.8	3-45
Penalties	6-33	11-95
Fumbles-Lost	0-0	2-1
Time of Poss.	28:33	31:27

INDIVIDUAL STATISTICS

RUSHING: Pit. - Huntley 7-83; Bettis 18-53, 2 TD; Stewart 3-8; Tomczak 3-(-3). S.F. - Garner 20-166; Beasley 5-25; Garcia 4-25; Stenstrom 1-7; Phillips 4-0.

PASSING: Pit. - Stewart 26-15-0, 139, 1 TD. S.F. - Garcia 18-7-0, 39; Stenstrom 15-5-1, 54.

RECEIVING: Pit. - Edwards 6-76; Ward 4-31, 1 TD; Hawkins 2-26; Blackwell 2-6; Bruener 1-0. S.F. - Garner 3-33; Owens 2-15; Rice 2-2; Stokes 1-11; Phillips 1-11; Beasley 1-9; Stenstrom 1-9; Cline 1-3.


**GAME
9**
**CLEVELAND 16 STEELERS 15
Nov. 14, 1999**


PITTSBURGH — The Steelers suffered a disappointing 16-15 loss to the Cleveland Browns on a last-second, 39-yard field goal by Phil Dawson at Three Rivers Stadium. The loss dropped the Steelers' record to 5-4, including 1-3 at home.

The Browns scored on their opening drive, but the Steelers defense recovered and seemed to control the tempo throughout most of the game, yielding only 74 yards rushing and sacking rookie quarterback Tim Couch six times.

Cleveland started the game in their no-huddle offense. Couch led Cleveland 80 yards on five plays and completed passes of 21 and 10 yards to wide receiver Leslie Shepherd, before connecting with rookie wideout Kevin Johnson for a 35-yard touchdown and a 7-0 lead.

The Steelers closed the score to 7-3 on their first possession, when Kordell Stewart led the offense 47 yards on 10 plays before Kris Brown kicked the first of his three field goals from 41 yards.

Stewart completed 15-of-32 passes for 137 yards, no touchdowns and two interceptions. His first quarter interception was his first interception in 92 passes.

The score remained 7-3 until the opening drive of the third quarter. Troy Edwards returned the second-half kickoff 25 yards to the Pittsburgh 35-yard line. The Steelers moved the ball 51 yards on 10 plays, and Brown added his second field goal from 32 yards to close the score to 7-6.

On the second play of the ensuing drive, Steelers linebacker Jason Gildon sacked Couch, and Orpheus Roye recovered the ball on the Cleveland 8-yard line. On third-and-goal from the Cleveland five, Richard Huntley ran the ball up the middle for a touchdown that gave the Steelers a 12-7 lead. The Steelers went for a two-point conversion, but Stewart was stopped on a quarterback draw to keep the margin at five points.

The Steelers seemingly put the game out of reach when Brown added his third field goal from 47 yards, to give Pittsburgh a 15-7 lead. However, midway through the quarter, Browns defensive end John Thierry intercepted a screen pass and returned it eight yards to the Pittsburgh 15. On the third play of the drive, Couch hit fullback Marc Edwards for a five-yard touchdown to tighten the score to 15-13. Cleveland's attempt at a two-point conversion was denied when Earl Holmes stuffed Karim Abdul-Jabbar at the goal line.

The Browns forced the Steelers to punt on their next possession, and Cleveland took over at their own 20 with 1:51 remaining. Two Steelers penalties, including a personal foul on linebacker Mike Vrabel for hitting Couch in the head, helped the Browns move the ball to the Pittsburgh 25 on four plays. With two seconds left, Dawson converted his field goal as time expired to give Cleveland a 16-15 victory.

Browns	7	0	0	9	16
STEELERS	3	0	9	3	15

TEAM	Q	TIME	PLAY	DRIVE	SCORE
CLE	1	12:25	Johnson 35 pass from Couch (Dawson kick)	5-80, 2:35	0-7
PIT	1	7:34	Brown 41 FG	10-47, 4:51	3-7
PIT	3	9:57	Brown 32 FG	10-51, 5:03	6-7
PIT	3	8:18	Huntley 5 run (run failed)	3-8, 0:41	12-7
PIT	4	10:10	Brown 47 FG	10-51, 5:50	15-7
CLE	4	5:12	Edwards 5 pass from Couch (run failed)	3-15, 1:14	15-13
CLE	4	0:00	Dawson 39 FG	5-58, 1:51	15-16

A-58,213

TEAM STATISTICS			INDIVIDUAL STATISTICS	
	Browns	Steelers	RUSHING: Cle. - Abdul-Jabbar 18-56; Couch 2-15; Kirby 1-3. Pit. - Bettis 26-99; Stewart 6-52; Huntley 4-12, 1 TD; Witman 1-5.	
First Downs	14 (4-8-2)	17 (8-9-0)	PASSING: Cle. - Couch 28-18-1, 199. Pit. - Stewart 32-15-2, 137.	
Third Downs	3-12 (25%)	5-15 (33%)	RECEIVING: Cle. - Johnson 5-73, 1 TD; Edwards 4-22, 1 TD; Chiaverini 3-44; Shepherd 2-31; Kirby 2-10; Campbell 1-12; Abdul-Jabbar 1-7. Pit. - Ward 4-39; Hawkins 3-29; Edwards 2-29; Bruener 2-20; Bettis 1-7; Huntley 1-7; Blackwell 1-4; Witman 1-2.	
Fourth Downs	0-0 (0%)	0-0 (0%)		
Total Net Yards	235	298		
Plays-Avg.	4.3	4.3		
Rushing Yards	74	168		
Att.-Avg.	21-3.5	37-4.5		
Passing Yards	161	130		
Sacked by Opp.	6-38	1-7		
Pass.-Att.-Comp.	28-18-1	32-15-2		
Punts-Avg.	8-43.4	6-40		
Penalties	6-64	9-95		
Fumbles-Lost	1-1	0-0		
Time of Poss.	26:45	33:15		

**GAME
10****TENNESSEE 16 STEELERS 10**
Nov. 21, 1999

NASHVILLE, Tenn. — The Steelers dropped to 5-5 after suffering a 16-10 loss to the Tennessee Titans at Adelphia Coliseum. The loss was Pittsburgh's second in a row and their fourth consecutive loss to Tennessee.

The Titans scored on their first drive after receiving the opening kickoff. After driving to the Steelers 49-yard line, Tennessee quarterback Steve McNair connected with wide receiver Chris Sanders, who beat safety Travis Davis, for 46 yards to the Pittsburgh three. Two plays later, McNair ran the ball in from two yards out to give Tennessee a 7-0 lead.

The Steelers responded on the ensuing possession with an eight-play, 75-yard drive to tie the score at 7-7. On second-and-one from the Pittsburgh 34, Jerome Bettis ran off right tackle for 35 yards to the Tennessee 31. The run was Bettis' longest of the season, and helped him average 7.9 yards on nine carries (71 yards) in the first half. Several plays later, Kordell Stewart connected with Troy Edwards for a 15-yard touchdown pass to tie the score.

Tennessee regained momentum on their next drive, which turned out to be the final possession of the first quarter. On their first play from scrimmage from their own 18, McNair completed a pass to wide receiver Joey Kent for 25 yards to the Titans 43. A pass interference call on Pittsburgh cornerback Deshea Townsend, who made his

first NFL start for the injured Chad Scott, placed the ball at the Pittsburgh 36. Tennessee drove the ball to the Pittsburgh three, and McNair ran out of the shotgun, off left tackle, and dove into the end zone to give the Titans a 14-7 lead at the end of the first quarter.

The Steelers mounted the only scoring threat in the second quarter as they drove from their own 20 to the Tennessee 26-yard line. However, Kris Brown missed only his second field goal of the season, from 44 yards, and the Steelers went into halftime trailing 14-7.

Tennessee increased their lead to 16-7 in the third quarter on a controversial call midway through the period. Stewart, throwing from his own end zone, intended a pass for tight end Mitch Lyons. Lyons, who was in motion on the play, was ruled to be an ineligible receiver, and the Steelers were penalized for intentional grounding. Since the penalty occurred in the Steelers' end zone, it resulted in a safety and a nine point Tennessee lead.

The Steelers closed the score to 14-10 in the fourth quarter, when Brown kicked a 24-yard field goal with 6:55 remaining in the game.

After forcing the Titans to punt, the Steelers tried to mount a last-minute comeback. However, defensive lineman Kenny Holmes intercepted Stewart's screen pass to end all hopes of a Pittsburgh victory.

STEELERS	7	0	0	3	10
Tennessee	14	0	2	0	16

TEAM	Q	TIME	PLAY	DRIVE	SCORE
TEN	1	9:28	McNair 2 run (Del Greco kick)	7-74, 5:32	0-7
PIT	1	5:47	Edwards 15 pass from Stewart	8-75, 3:41	7-7
TEN	1	0:00	McNair 3 run (Del Greco kick)	10-82, 5:47	7-14
TEN	3	7:50	Stewart tackled by TEAM for a safety	--	7-16
PIT	4	6:55	Brown 24 FG	15-68, 7:06	10-16

A-66,619

TEAM STATISTICS			INDIVIDUAL STATISTICS
	Steelers	Titans	
First Downs	14 (57-2)	17 (96-2)	RUSHING: Pit. - Bettis 14-88; Stewart 3-14; Huntley 3-4. Ten. - George 21-83; McNair 10-20, 2 TD; Thomas 1-9.
Third Downs	6-12 (50%)	3-10 (30%)	PASSING: Pit. - Stewart 30-18-1, 177, 1 TD. Ten. - McNair 26-14-0, 149.
Fourth Downs	0-0 (0%)	0-0 (0%)	RECEIVING: Pit. - Blackwell 4-41; Shaw 3-38; Ward 3-20; Huntley 2-28; Edwards 2-24, 1 TD; Hawkins 2-12; Lyons 1-7; Witman 1-7. Ten. - Wycheck 5-25; Harris 3-16; Dyson 2-27; Sanders 1-46; Kent 1-25; George 1-9; Neal 1-1.
Total Net Yards	267	261	
Plays-Avg.	55-4.9	58-4.5	
Rushing Yards	106	112	
Att.-Avg.	20-5.3	32-3.5	
Passing Yards	161	149	
Sacked by Opp.	5-16	0-0	
Pass.-Att.-Comp.	30-18-1	26-14-1	
Punts-Avg.	4-52.8	6-40.7	
Penalties	11-73	4-30	
Fumbles-Lost	0-0	0-0	
Time of Poss.	28:51	31:09	

**GAME
11****CINCINNATI 27 STEELERS 20**
Nov. 28, 1999

PITTSBURGH — The Steelers suffered a 27-20 loss to the Cincinnati Bengals that put their playoff hopes in serious jeopardy. The loss dropped Pittsburgh to 5-6 on the season and 1-4 at Three Rivers Stadium.

The Bengals jumped out to a 14-3 first quarter lead, and led 24-3 midway through the second period. Steelers back-up quarterback Mike Tomczak replaced an ineffective Kordell Stewart before the half, and closed the score to 24-20 in the third quarter before Cincinnati secured the victory.

The Bengals, led by veteran quarterback Jeff Blake, jumped to an early 7-0 lead on their first possession. On the third play from scrimmage, from the Cincinnati 24-yard line, Blake connected with wide receiver Darnay Scott for a 76-yard touchdown pass.

On the ensuing drive, Stewart was intercepted by Cincinnati cornerback Rodney Heath. Blake connected with Carl Pickens for 34 yards, on the first play from scrimmage, to the Pittsburgh 31. Five plays later, Blake ran four yards for a touchdown to increase the Bengals' lead to 14-0.

The Steelers closed the score to 14-3 late in the first quarter on a 35-yard field goal by Kris Brown. However, on their next possession, Heath intercepted Stewart for the second time and returned it 58 yards for a touchdown and a 21-3 Bengals lead. At that point, Stewart was re-

moved from the game, and finished the day five-of-11 for 36 yards and two interceptions.

Both teams added field goals and Cincinnati held a 24-6 lead with 5:43 remaining in the half. However, Tomczak, who completed 19-of-35 passes for 264 yards and two touchdowns, rallied the offense to give Pittsburgh hope.

With 3:15 remaining in the second quarter, Tomczak drove the Steelers 71 yards on six plays and completed a 15-yard touchdown pass to wideout Bobby Shaw. It was the first touchdown of Shaw's career, and closed the score to 24-13 at the half.

The Steelers received the second-half kickoff and marched 65 yards on three plays for their second touchdown of the day. On the first play from scrimmage, Tomczak connected with tight end Mark Bruener for 29 yards to the Bengals' 36. Two plays later, Hines Ward caught a 34-yard touchdown pass to close the score to 24-20. Ward, who did not start the game for the first time this season, recorded career highs in receptions (seven) and yards (89) on the day.

A 29-yard Doug Pelfrey field goal increased Cincinnati's lead to 27-20 with 9:44 remaining in the third quarter. Despite five more possessions, the Steelers were unable to score and dropped their third game in a row for the second time this season.

Cincinnati	14	10	3	0	27
STEELERS	3	10	7	0	20
TEAM	Q	TIME	PLAY	DRIVE	SCORE
CIN	1	13:33	Scott 76 pass from Blake (Pelfrey kick)	3-84, 1:27	0-7
CIN	1	8:04	Blake 4 run (Pelfrey kick)	6-65, 2:31	0-14
PIT	1	1:21	Brown 35 FG	9-32, 3:24	3-14
CIN	2	13:30	Heath 58 interception return (Pelfrey kick)	—	3-21
CIN	2	10:33	Pelfrey 29 FG	6-25, 1:35	3-24
PIT	2	5:43	Brown 33 FG	12-45, 4:50	6-24
PIT	2	1:53	Shaw 15 pass from Tomczak	6-71, 1:22	13-24
PIT	3	12:32	Ward 34 pass from Tomczak	3-65, 1:28	20-24
CIN	3	9:44	Pelfrey 29 FG	9-56, 3:48	20-27

A-50,907

TEAM STATISTICS			INDIVIDUAL STATISTICS	
	Bengals	Steelers	RUSHING: Cin. - Dillon 23-120; Basnight 1-35; Blake 10-27, 1 TD. Pit. - Bettis 22-81; Huntley 5-12; Tomczak 2-10; Fuamatu-Ma'afala 1-4; Zereoue 1-4.	
First Downs	18 (11-7-0)	20 (5-14-1)	PASSING: Cin. - Blake 28-15-1, 241, 1 TD. Pit. - Tomczak 35-19-0, 264, 2 TD; Stewart 11-5-2, 36.	
Third Downs	4-14 (29%)	8-18 (44%)	RECEIVING: Cin. - Scott 4-123, 1 TD; Williams 3-27; Dillon 3-20; Pickens 2-41; Basnight 2-22; Jackson 1-8. Pit. - Ward 7-89, 1 TD; Edwards 7-86; Shaw 3-36, 1 TD; Bruener 2-51; Blackwell 2-19; Lyons 1-7; Bettis 1-6; Huntley 1-6.	
Fourth Downs	1-2 (50%)	0-3 (0%)		
Total Net Yards	415	391		
Plays-Avg.	65-6.4	79-4.9		
Rushing Yards	182	111		
Att.-Avg.	34-5.4	31-3.6		
Passing Yards	233	280		
Sacked by Opp.	4-13	6-15		
Pass.-Att.-Comp.	28-15-1	46-24-1		
Punts-Avg.	5-37.8	4-46.5		
Penalties	5-35	6-45		
Fumbles-Lost	2-0	1-1		
Time of Poss.	27:25	32:35		

**GAME
12****JACKSONVILLE 20 STEELERS 6
Dec. 2, 1999**

JACKSONVILLE, Fla. — The Steelers lost their fourth game in a row when they suffered a 20-6 loss to the Jacksonville Jaguars at ALLTEL Stadium. The loss was Pittsburgh's fourth straight defeat to an AFC Central opponent and dropped their record to 5-7 overall.

The game started out as a battle between two of the NFL's top defenses. However, the Jaguars, aided by a big-play offense, eventually dominated time of possession while gaining 466 total yards.

The Steelers scored first after forcing a 30-yard punt by Jacksonville's Bryan Barker. Mike Tomczak, who made his first start at quarterback since 1996, drove the offense 36 yards on nine plays to set up a 40-yard field goal by Kris Brown to give Pittsburgh a 3-0 lead.

Jacksonville tied the score at 3-3 in the second quarter after a 30-yard pass interference call on Steelers cornerback Deshea Townsend put the ball on the Pittsburgh 27. The drive stalled at the Pittsburgh seven and led to a 25-yard field goal by kicker Mike Hollis with two minutes remaining in the first half.

The Steelers were penalized twice on their next possession and were forced to punt from deep in their own territory. The Jaguars took over at the Pittsburgh 47, drove 34 yards, and Hollis added a 32-yard field goal to give Jacksonville a 6-3 halftime lead.

Despite the score, the Jaguars dominated the halftime

statistics. The Steelers possessed the ball for only 9:43 of the first half and gained 51 total yards (14 rushing and 37 passing).

Kris Brown's second field goal of the game, from 38 yards, tied the score at 6-6 in the third quarter. But, the Steelers defense, which entered the game fifth in the NFL, would yield big plays throughout the second half. Running back James Stewart, who rushed for 145 yards on 30 carries, gained 40 yards on one play. Several plays later, Jacksonville quarterback Mark Brunell completed a 27-yard touchdown pass to wide receiver Jimmy Smith to increase the Jaguars' lead to 13-6.

The Steelers top-ranked pass defense was victimized all night by Brunell, who finished the game 25-of-37 for 308 yards and one touchdown, and Smith, who caught 10 passes for 124 yards and one score. Wideout Keenan McCardell also burned the Steelers defense for 113 yards on five receptions.

By contrast, Jerome Bettis was held to 23 yards on 12 carries (1.9 avg.), while Tomczak completed 19-of-39 passes for 194 yards. Kordell Stewart, who saw action at wide receiver, caught three passes for 21 yards.

In the fourth quarter, Brunell connected with McCardell for 49 yards, and then hit Smith for 11 yards. Several plays later, James Stewart ran one yard for a Jaguars touchdown to make the final score 20-6.

STEELERS	3	0	3	0	6
Jacksonville	0	6	7	7	20

TEAM	Q	TIME	PLAY	DRIVE	SCORE
PIT	1	8:51	Brown 40 FG	9-36, 3:54	3-0
JAX	2	2:00	Hollis 25 FG	10-83, 4:26	3-3
JAX	2	0:00	Hollis 32 FG	7-34, 1:26	3-6
PIT	3	9:42	Brown 38 FG	5-20, 2:07	6-6
JAX	3	6:05	Smith 27 pass from Brunell (Hollis kick)	8-86, 3:37	6-13
JAX	4	8:06	Stewart 1 run (Hollis kick)	10-80, 4:21	6-20

A-68,806

TEAM STATISTICS			INDIVIDUAL STATISTICS	
	Steelers	Jaguars		
First Downs	15 (3-10-2)	24 (7-15-2)	RUSHING: Pit. - Huntley 2-37; Bettis 12-23; Tomczak 1-3. Jax. - Stewart 30-145, 1 TD; Mack 1-13; Brunell 1-10.	
Third Downs	1-11 (9%)	7-15 (47%)		
Fourth Downs	1-2 (50%)	1-1 (100%)		
Total Net Yards	235	466	PASSING: Pit. - Tomczak 39-19-0, 194. Jax. - Brunell 37-25-0, 308, 1 TD.	
Plays-Avg.	57-4.1	73-6.4		
Rushing Yards	63	168	RECEIVING: Pit. - Shaw 4-52; Ward 4-35; Bruener 3-27; Stewart 3-21; Edwards 2-29; Bettis 1-14; Witman 1-9; Lyons 1-7. Jax. - Smith 10-124, 1 TD; McCardell 5-113; Barlow 4-31; Shelton 3-9; Jones 1-24; Howard 1-8; Stewart 1-(-1).	
Att.-Avg.	15-4.2	34-4.9		
Passing Yards	172	298		
Sacked by Opp.	3-22	2-10		
Pass.-Att.-Comp.	39-19-0	37-25-0		
Punts-Avg.	6-52.7	5-29.6		
Penalties	9-78	9-98		
Fumbles-Lost	2-0	3-1		
Time of Poss.	23:54	36:06		



GAME 13

BALTIMORE 31 STEELERS 24

Dec. 12, 1999



PITTSBURGH — In a game that was decided by big plays and penalties, the Steelers lost their fifth game in a row when they fell 31-24 to the Baltimore Ravens. The loss dropped Pittsburgh's record to 5-8, including 1-5 at home, and clinched their first losing record at Three Rivers Stadium in team history.

The loss was also the Steelers fifth consecutive loss to an AFC Central opponent and their first loss to the Ravens in Pittsburgh.

The Steelers started the game by scoring a touchdown on their opening drive for the fourth time this season. Quarterback Mike Tomczak drove the Steelers 42 yards on six plays to the Baltimore 21-yard line. On the next play, Jerome Bettis rolled right and completed a 21-yard half-back option pass to wide receiver Hines Ward for the touchdown. It was Bettis' first touchdown pass of his career, and gave the Steelers a 7-0 lead.

Baltimore responded on the ensuing drive when running back Priest Holmes, who started for the injured Erric Rhett, ran 64 yards up the middle for the tying touchdown.

However, a 14-play, 63-yard drive on Pittsburgh's next possession resulted in a 31-yard Kris Brown field goal that helped the Steelers recapture the lead, 10-7.

The Ravens responded and tied the score at 10-10 when kicker Matt Stover converted a 19-yard field goal early in the second quarter.

The Steelers defense played well for most of the first half, and held Baltimore quarterback Tony Banks to three-of-17 passing for only 55 yards. However, the Ravens exploded in the third quarter, as wide receiver Qadry Ismail caught four passes for 210 yards and three touchdowns of 54, 59 and 76 yards. Ismail finished the game with 258 yards receiving, the most ever gained by a Steelers opponent.

Despite Ismail's three third-quarter touchdowns, the Steelers kept the game within striking distance when Tomczak connected with Troy Edwards for a six-yard touchdown pass that tied the score at 17-17. But Ismail's final two scores increased Baltimore's lead to 31-17 at the end of the period.

The Steelers closed the score to 31-24 when Mike Tomczak completed an 11-yard touchdown pass to Kordell Stewart with 2:45 remaining in the game. However, Kris Brown's onside kickoff attempt was unsuccessful, and Baltimore, with the help of an offside penalty against the Steelers defense and a 28-yard run by Holmes, ran out the remaining time on the clock.

The Steelers committed a season-high 12 penalties, including six defensive offside or encroachment violations, while a seventh was declined during the final drive of the game.

Baltimore	7	3	21	0	31
STEELERS	10	0	7	7	24
TEAM	Q	TIME	PLAY	DRIVE	SCORE
PIT	1	12:28	Ward 21 pass from Bettis (Brown kick)	7-63, 2:32	7-0
BAL	1	11:12	Holmes 64 run (Stover kick)	4-78, 1:16	7-7
PIT	1	4:11	Brown 31 FG	14-63, 7:01	10-7
BAL	2	13:55	Stover 19 FG	8-64, 2:14	10-10
BAL	3	12:47	Ismail 54 pass from Banks (Stover kick)	5-76, 2:13	17-10
PIT	3	9:30	Edwards 6 pass from Tomczak (Stover kick)	6-56, 3:17	17-17
BAL	3	8:28	Ismail 50 pass from Banks (Stover kick)	3-60, 1:02	24-17
BAL	3	3:10	Ismail 76 pass from Banks (Stover kick)	4-88, 2:13	31-17
PIT	4	2:45	Stewart 11 pass from Tomczak (Brown kick)	9-62, 2:59	31-24

A-46,715

TEAM STATISTICS

	Ravens	Steelers
First Downs	12 (4-6-2)	21 (6-13-2)
Third Downs	5-14 (36%)	7-16 (44%)
Fourth Downs	0-0 (0%)	0-0 (0%)
Total Net Yards	379	352
Plays-Avg.	55-6.9	70-5.0
Rushing Yards	132	109
Att.-Avg.	25-5.3	22-5.0
Passing Yards	247	243
Sacked by Opp.	4-21	5-27
Pass.-Att.-Comp.	26-8-0	43-24-0
Punts-Avg.	7-45.4	7-42.7
Penalties	9-73	12-73
Fumbles-Lost	4-0	3-1
Time of Poss.	25:46	34:14

INDIVIDUAL STATISTICS

RUSHING: Bal. - Holmes 18-130, 1 TD; Evans 1-2; Banks 6-0. Pit. - Huntley 8-68; Bettis 13-39; Tomczak 1-2.

PASSING: Bal. - Banks 26-8-0, 268, 3 TD. Pit. - Tomczak 41-22-0, 249, 2 TD; Bettis 1-1-0, 21, 1 TD; Stewart 1-1-0, 0.

RECEIVING: Bal. - Ismail 6-258, 3 TD; Davis 1-7; Evans 1-3. Pit. - Edwards 6-64, 1 TD; Stewart 4-71, 1 TD; Shaw 4-30; Bettis 4-11; Ward 3-43, 1 TD; Bruener 2-33; Johnson 1-18.



GAME 14

KANSAS CITY 35 STEELERS 19

Dec. 18, 1999



KANSAS CITY, Mo. — The Steelers lost their sixth game in a row and dropped to 5-9 overall, when they lost, 35-19, to the Kansas City Chiefs at Arrowhead Stadium.

The Steelers were ravaged by injuries, penalties and a Chiefs ground attack that gained 218 yards and averaged 6.8 yards-per-carry.

Pittsburgh received the opening kickoff and took a 7-0 lead on their first drive when quarterback Mike Tomczak led the offense 63 yards on seven plays and connected with wide receiver Troy Edwards on a 12-yard touchdown pass.

However, the Chiefs tied the game at 7-7 on the ensuing possession. Quarterback Elvis Grbac completed passes of 23 yards to tight end Tony Gonzalez and 20 yards to wideout Derrick Alexander, before connecting again with Gonzalez for 15 yards and the tying touchdown.

The Steelers responded on their next drive when kicker Kris Brown converted the first of his two field goals on the day, from 42 yards, to give the Steelers a 10-7 lead. Brown had a 49-yard attempt blocked later in the first quarter, the first blocked kick of his career.

Kansas City's defense gave the Chiefs the lead early in the second quarter when linebacker Donnie Edwards intercepted Tomczak and returned it 28 yards for a touchdown and a 14-10 lead. It was the first of four interceptions on the day for Tomczak, who also completed 23-of-

46 for 278 yards and two touchdowns.

After forcing the Steelers to punt, the Chiefs drove 62 yards on nine plays and increased their lead to 21-10 in the second quarter. Running back Tony Richardson rushed for 25 yards and Grbac completed a 23-yard pass to Gonzalez to the Pittsburgh two-yard line. Grbac hit Gonzalez on the next play for his second touchdown of the game.

Brown ended the first half scoring and closed the gap to 21-13, when he kicked a 47-yard field goal with three seconds left in the half.

The score remained the same until late in the third quarter when wide receiver Derrick Alexander took an end around and ran 82 yards for a touchdown and a 28-13 Kansas City lead.

Tomczak threw interceptions in each of the Steelers' next two possessions, including one in the Kansas City end zone. Running back Bam Morris would later give the Chiefs a 35-13 lead, when he rushed 10 yards through the middle of the Steelers defense for a touchdown with 1:56 remaining in the game.

The Steelers made the final score 35-19, when Tomczak connected with wideout Bobby Shaw for an 11-yard touchdown, and the Steelers missed the two-point conversion.

STEELERS	10	3	0	6	19
Kansas City	7	14	7	7	35

TEAM	Q	TIME	PLAY	DRIVE	SCORE
PIT	1	11:10	Edwards 12 pass from Tomczak (Brown kick)	7-63, 3:50	7-0
KC	1	8:43	Gonzalez 15 pass from Grbac (Stoyanovich kick)	5-64, 2:27	7-7
PIT	1	5:07	Brown 42 FG	7-28, 3:36	10-7
KC	2	10:16	Edwards 28 interception return (Stoyanovich kick)	--	10-14
KC	2	4:17	Gonzalez 2 pass from Grbac	9-62, 4:43	10-21
PIT	2	0:03	Brown 47 FG	10-37, 4:14	13-21
KC	3	1:29	Alexander 82 run (Stoyanovich kick)	2-91, 0:59	13-28
KC	4	1:56	Morris 10 run (Stoyanovich kick)	6-50, 2:37	13-35
PIT	4	0:34	Shaw 11 pass from Tomczak (pass failed)	5-58, 1:22	19-35

A-78,697

TEAM STATISTICS			INDIVIDUAL STATISTICS	
	Steelers	Chiefs	RUSHING: Pit. - Bettis 19-63; Huntley 6-37; Stewart 1-5; Tomczak 2-2. K.C. - Alexander 1-82, 1 TD; Morris 17-71, 1 TD; Richardson 11-57; Horn 1-9; Cloud 1-0; Grbac 1-(-1).	
First Downs	21 (7-12-2)	16 (7-9-0)	PASSING: Pit. - Tomczak 46-23-4, 278, 2 TD. K.C. - Grbac 22-12-0, 149, 2 TD.	
Third Downs	6-16 (38%)	4-11 (36%)	RECEIVING: Pit. - Edwards 5-58, 1 TD; Ward 4-41; Shaw 3-69, 1 TD; Huntley 3-33; Witman 2-25; Stewart 2-21; Lyons 2-16; Bettis 1-9; Bruener 1-6. K.C. - Gonzalez 6-93, 2 TD; Alexander 2-20; Horn 1-23; Cloud 1-12; Morris 1-4; Richardson 1-(-3).	
Fourth Downs	1-2 (50%)	0-0 (0%)		
Total Net Yards	376	363		
Plays-Avg.	76-4.9	55-6.6		
Rushing Yards	107	218		
Att.-Avg.	28-3.8	32-6.8		
Passing Yards	269	145		
Sacked by Opp.	2-9	1-4		
Pass.-Att.-Comp.	46-23-4	22-12-0		
Punts-Avg.	5-40.6	7-42.3		
Penalties	10-65	8-60		
Fumbles-Lost	1-0	1-0		
Time of Poss.	33:45	26:15		



GAME 15

STEELERS 30 CAROLINA 20 Dec. 26, 1999



PITTSBURGH — The Steelers ended a six-game losing streak with an exciting 30-20 win over the Carolina Panthers at a snowy Three Rivers Stadium. The win improved Pittsburgh's record to 6-9, including 2-5 at home.

The Steelers scored on their opening possession for the fourth consecutive game, and the seventh time in eight contests, when kicker Kris Brown capped an 11-play, 42-yard drive with a 46-yard field goal to give Pittsburgh a 3-0 lead.

After Carolina safety Mike Minter's interception gave the Panthers the ball deep in Steelers territory, linebacker Levon Kirkland forced Panthers running back Fred Lane to fumble the ball on the goal line, and safety Travis Davis caught the ball in the air and returned it 102 yards to give Pittsburgh a 10-0 lead. The return was the longest in Steelers history and the second longest fumble return in NFL history.

The Panthers closed the score to 10-7 on the ensuing drive when Lane made amends by running 41 yards off right end for his first rushing touchdown of the season.

The Steelers running game dominated the game, as Jerome Bettis rushed for a season-high 137 yards on 33 carries (4.2 avg.). It was Bettis' second 100-yard rushing game of the season, and put him over 1,000 yards (1,030) on the year.

The Steelers increased their lead to 16-7 on the first possession of the second quarter when running back Richard Huntley ran 25 yards for a touchdown and the team botched the extra point attempt. Huntley finished the day with seven carries for 72 yards and one touchdown.

Carolina responded later in the second quarter when quarterback Steve Beuerlein connected with wide receiver Patrick Jeffers for an 88-yard touchdown pass. However, kicker Richie Cunningham missed the extra point and the score remained 16-13.

Both teams scored once more in the first half. Tomczak led the Steelers on a 12-play, 73-yard drive that culminated in a nine-yard touchdown pass to wide receiver Hines Ward, to give the Steelers a 23-13 lead.

However, Beuerlein connected with Jeffers on a 43-yard Hail Mary pass on the last play of the half to close the score to 23-20.

The second half turned into a defensive struggle as both teams battled high winds and snow. Kirkland continued to lead the defensive charge, and finished the game with 10 tackles (seven solo), one sack and two forced fumbles.

The Steelers made the final score 30-20 when Bettis ran up the middle for eight yards for a touchdown with 2:26 left in the game.

Carolina	7	13	0	0	20
STEELERS	10	13	0	7	30

TEAM	Q	TIME	PLAY	DRIVE	SCORE
PIT	1	10:17	Brown 46 FG	11-42, 4:43	3-0
PIT	1	3:35	Davis 102 fumble return (Brown kick)	--	10-0
CAR	1	1:55	Lane 41 run (Cunningham kick)	3-73, 1:40	10-7
PIT	2	11:03	Huntley 25 run (pass failed)	10-80, 5:52	16-7
CAR	2	6:59	Jeffers 88 pass from Beuerlein (kick failed)	2-92, 0:56	16-13
PIT	2	1:36	Ward 9 pass from Tomczak (Brown kick)	12-73, 5:23	23-13
CAR	2	0:03	Jeffers 43 pass from Beuerlein (Cunningham kick)	9-73, 1:33	23-20
PIT	4	2:26	Bettis 8 run (Brown kick)	11-48, 5:12	30-20

A-39,428

TEAM STATISTICS			INDIVIDUAL STATISTICS	
	Panthers	Steelers	RUSHING: Car. - Lane 15-90, 1 TD; Beuerlein 1-14; Johnson 3-11; Floyd 1-4. Pit. - Bettis 33-137, 1 TD; Huntley 7-72, 1 TD; Tomczak 4-2.	
First Downs	17 (6-10-1)	21 (16-5-0)	PASSING: Car. - Beuerlein 35-18-1, 263, 2 TD. Pit. - Tomczak 23-13-1, 94, 1 TD.	
Third Downs	3-10 (30%)	7-15 (47%)	RECEIVING: Car. - Jeffers 5-160, 2 TD; Muhammad 4-45; Floyd 4-32; Walls 3-26; Lane 2-0.	
Fourth Downs	1-3 (33%)	2-2 (100%)	Pit. - Ward 5-40, 1 TD; Edwards 3-36; Huntley 2-10; Witman 1-6; Shaw 1-5; Bettis 1-(-3).	
Total Net Yards	375	293		
Plays-Avg.	56-6.7	68-4.3		
Rushing Yards	119	211		
Att.-Avg.	20-6.0	44-4.8		
Passing Yards	256	82		
Sacked by Opp.	1-7	1-12		
Pass.-Att.-Comp.	35-18-1	23-13-1		
Punts-Avg.	4-32.5	4-43		
Penalties	3-15	7-60		
Fumbles-Lost	2-2	0-0		
Time of Poss.	24:39	35:21		


**GAME
16**
TENNESSEE 47 STEELERS 36
Jan. 2, 2000


PITTSBURGH — The Steelers closed the 1999 season with a 47-36 loss to Tennessee, despite their first 300-yard passing game and first 100-yard receiving game of the season. The Steelers' 6-10 finish was the team's worst since a 5-11 finish in 1988.

After Frank Wycheck caught a nine-yard touchdown pass to open the scoring, the Steelers answered on the following drive as Richard Huntley capped the Steelers' opening drive with an 8-yard touchdown run, his fifth of the season.

The Steelers trailed 14-7 after an 11-yard touchdown run by Rodney Thomas midway through the second quarter. Tennessee then scored 17 points in the final 1:11 of the quarter to blow the game wide open and held a 31-7 lead at halftime.

The Steelers came out in the second half and scored on their first series, going 61 yards in seven plays. Hines Ward caught his team-high seventh touchdown pass of the season, and followed that up by catching the ensuing two-point conversion to close the score to 31-15.

After Tennessee punter Craig Hentrich booted a 78-yard punt that landed the Steelers on their own eight yard-line, Tomczak was sacked in the end zone for a safety, and Tennessee's lead grew to 33-15. The Titans scored on their next series, as Michael Roan caught a 24-yard touchdown pass from Neil O'Donnell to give the Titans a 40-15 lead.

It took the Steelers only three plays to answer. Mike Tomczak completed a nine-yard pass to Hines Ward, followed by Richard Huntley's game-high 37-yard run. On the next play, the Titans were penalized for pass interference, which set up Jerome Bettis' 1-yard touchdown run.

The Steelers brought themselves closer on the first play on the Titans' following series. Rookie Joey Porter sacked Neil O'Donnell, forced a fumble, and returned the fumble 46 yards for a touchdown, narrowing the Titans' lead to 40-29.

The Steelers failed to score on their first possession of the fourth quarter, but drove all the way to the Tennessee 14 yard-line on their second possession of the fourth quarter. However, a Richard Huntley fumble was returned by the Titans' Denard Walker 83 yards for a touchdown, giving Tennessee a commanding 47-29 lead with 3:59 remaining.

Tomczak led the Steelers offense on one final drive, 71 yards on nine plays. The drive ended on a 35-yard touchdown pass from Tomczak to Bobby Shaw, making the score 47-36. Tomczak finished the day completing 21-of-39 passes for 309 yards, the Steelers first 300-yard passing game since December 7, 1997. Bobby Shaw's 131 yards were the most by a Steeler receiver since Courtney Hawkins had 147 yards receiving against Tennessee Nov. 1, 1998.

Tennessee	7	24	9	7	47
STEELERS	7	0	22	7	36

TEAM	Q	TIME	PLAY	DRIVE	SCORE
TEN	1	9:36	Wycheck 9 pass from McNair (Del Greco kick)	6-85, 3:40	0-7
PIT	1	2:59	Huntley 8 run (Brown kick)	6-66, 2:30	7-7
TEN	2	8:02	Thomas 11 run (Del Greco kick)	6-65, 4:00	7-14
TEN	2	1:11	Wycheck 26 pass from O'Donnell (Del Greco kick)	3-47, 0:37	7-21
TEN	2	1:01	Kearse 14 fumble return (Del Greco kick)	--	7-28
TEN	2	0:09	Del Greco 42 FG	5-3, 0:52	7-31
PIT	3	9:18	Ward 15 pass from Tomczak (Ward pass from Tomczak)	7-61, 3:54	15-31
TEN	3	7:24	Tomczak sacked by Thornton	--	15-33
TEN	3	2:56	Roan 24 pass from O'Donnell (Del Greco kick)	7-69, 4:28	15-40
PIT	3	1:39	Bettis 1 run (Brown kick)	3-63, 1:17	22-40
PIT	3	1:26	Porter 46 fumble return (Brown kick)	--	29-40
TEN	4	3:59	Walker 83 fumble return (Del Greco kick)	--	29-47
PIT	4	1:42	Shaw 35 pass from Tomczak (Brown kick)	9-71, 2:17	36-47

A-48,025

TEAM STATISTICS

INDIVIDUAL STATISTICS

	Titans	Steelers
First Downs	21 (7-12-2)	22 (7-13-2)
Third Downs	4-10 (40%)	1-9 (11%)
Fourth Downs	0-0 (0%)	1-5 (20%)
Total Net Yards	337	433
Plays-Avg.	58-5.8	70-6.2
Rushing Yards	140	138
Att.-Avg.	32-4.4	29-4.8
Passing Yards	197	295
Sacked by Opp.	3-19	2-14
Pass.-Att.-Comp.	23-15-1	39-21-1
Punts-Avg.	6-44.2	3-50
Penalties	6-56	8-88
Fumbles-Lost	3-2	4-3
Time of Poss.	33:19	26:41

RUSHING: Ten. - Thomas 21-95, 1 TD; George 8-32; McNair 2-14; O'Donnell 1-(-1). Pit. - Huntley 11-78, 1 TD; Bettis 15-61, 1 TD; Tomczak 2-(-1); Miller 1-0.

PASSING: Ten. - O'Donnell 12-6-1, 109, 2 TD; McNair 11-9-0, 107, 1 TD. Pit. - Tomczak 39-21-1, 309, 2 TD.

RECEIVING: Ten. - Wycheck 5-80, 2 TD; Thigpen 4-50; Dyson 2-34; Byrd 2-25; Roan 1-24, 1 TD; Sanders 1-3. Pit. - Shaw 7-131, 1 TD; Ward 6-68, 1 TD; Edwards 3-27; Cushing 2-29; Witman 1-38; Huntley 1-11; Johnson 1-5.

**TOP INDIVIDUAL PERFORMANCES****TOP STEELERS PERFORMANCES****Rushing Yards (100 or More)**

Player	Opponent	Date	No.	Yds.	Avg.	LG	TD
Jerome Bettis	Carolina	12/26	33	137	4.2	13	1
Jerome Bettis	Cincinnati	10/17	26	111	4.3	23	2

Receiving Yards (100 or More)

Player	Opponent	Date	No.	Yds.	Avg.	LG	TD
Bobby Shaw	Tennessee	1/2/00	7	131	18.7	37	1

Passing Yards (300 or More)

Player	Opponent	Date	Att.	Comp.	Yds.	TD	Int
Mike Tomczak	Tennessee	1/2/00	39	21	309	2	1

TOP OPPONENT INDIVIDUAL PERFORMANCES IN 1999**Rushing Yards (100 or More)**


Player	Opponent	Date	No.	Yds.	Avg.	LG	TD
Charlie Garner	San Francisco	11/7/99	20	166	8.3	24	0
James Stewart	Jacksonville	12/2/99	30	145	4.8	40	1
Priest Holmes	Baltimore	12/12/99	18	130	7.2	64t	1
Corey Dillon	Cincinnati	11/28/99	23	120	5.2	20	0
Errict Rhett	Baltimore	9/19/99	22	101	4.6	55	1

Receiving Yards (100 or More)

Player	Opponent	Date	No.	Yds.	Avg.	LG	TD
Qadry Ismail	Baltimore	12/12/99	6	258	43.0	76t	3
Terance Mathis	Atlanta	10/25/99	12	166	13.8	40	1
Patrick Jeffers	Carolina	12/26/99	5	160	32.0	88t	1
Jimmy Smith	Jacksonville	12/2/99	10	124	12.4	28	1
Darnay Scott	Cincinnati	11/28/99	4	123	30.8	76t	1
Eric Moulds	Buffalo	10/10/99	6	122	20.3	49t	1
Keenan McCardell	Jacksonville	12/2/99	5	113	22.6	29	0
Sean Dawkins	Seattle	9/26/99	5	105	21.0	43	0

Passing Yards (300 or More)

Player	Opponent	Date	Att.	Comp.	Yds.	TD	Int
Mark Brunell	Jacksonville	12/2/99	37	25	308	1	0



PITTSBURGH
2000
Steelers



STEELERS HISTORY



The fifth-oldest franchise in the NFL, the Steelers were founded on July 8, 1933 by Arthur Joseph Rooney. Originally named the Pittsburgh Pirates, they were a member of the Eastern Division of the 10-team NFL. The other four current NFL teams in existence at that time were the Chicago (Arizona) Cardinals, Green Bay Packers, Chicago Bears and New York Giants.

One of the great pioneers of the sports world, Art Rooney passed away on August 25, 1988 following a stroke at the age of 87. "The Chief," as he was affectionately known, is enshrined in the Pro Football Hall of Fame and is remembered as one of Pittsburgh's great people.

Born on January 27, 1901 in Coultsville, Pa., Art Rooney was the oldest of Daniel and Margaret Rooney's nine children. He grew up in Old Allegheny, now known as Pittsburgh's North Side, and until his death he still lived on the North Side just a short distance from Three Rivers Stadium.

Rooney attended St. Peter's Parochial School and Duquesne University Prep School. He studied collegiately at Indiana (Pa.) Normal, which is now Indiana University of Pennsylvania, as well as at Georgetown and Duquesne.

An exceptional all-around athlete, Rooney held middleweight and welterweight titles from the AAU Boxing Championships and was named to the U.S. Olympic Boxing Team in 1920, although he did not participate in the Olympic Games. He played minor league baseball from 1920-25 before a promising career was cut short by an arm injury. Rooney continued playing football for several semi-pro teams in the Pittsburgh area. He was married on June 11, 1931 to Kathleen McNulty, and the couple had five sons — Daniel, Art Jr., Tim, John and Pat. In 1964, Rooney was inducted into the Pro Football Hall of Fame for his contributions to the growth of the NFL and the Pittsburgh Steelers.

By the mid-1960s, Steelers founder Art Rooney had begun to turn over much of the operation of the Steelers to his oldest son, Dan. After having worked in every area of the organization since 1955, Daniel M. Rooney was named president of the Steelers in 1975. Now in his 45th year with the organization, he is one of the most active NFL owners and one of Pittsburgh's most involved executives in civic affairs.

Among his community activities, Dan Rooney is a board member for The United Way of America, The American Ireland Fund, The American Diabetes Association, Presbyterian University Hospital, The Pittsburgh History and Landmarks Foundation and Duquesne University.

Dan Rooney has been a member of several NFL committees over the past 30 years. He has served on the board of directors for the NFL Trust Fund, NFL Films and the Scheduling Committee. He was appointed chairman of the Expansion Committee in 1973, which considered new franchise locations and directed the addition of Seattle and Tampa Bay as expansion teams in 1976.

In 1976 Rooney was also named chairman of the Negotiating Committee, and in 1982 he contributed to the negotiations for the Collective Bargaining Agreement for the NFL and the Players' Association. He again played a key role in the labor agreement reached between NFL owners and players in 1993. Rooney is currently a member of the eight-person Management Council Executive Committee, the Hall of Fame Committee, and the NFL Properties Executive Committee. In February 1999, he was named the recipient of the Philadelphia Maxwell Football Club's Francis J. "Reds" Bagnell Award for outstanding contributions to the game of football.

Daniel M. Rooney was born on Pittsburgh's North Side on July 20, 1932. He is a 1950 graduate of North Catholic High School, where he played quarterback on the varsity football team. He went on to graduate from Duquesne University in 1955 with a bachelor of arts degree in accounting. Rooney and his wife Patricia live on the North Side. The Rooneys have nine children.

1930s: After founding the Pirates in 1933, Art Rooney watched his club struggle through its first seven seasons with just 22 wins and five different head coaches. While home games were played at Forbes Field, Rooney often took his team to such cities as Johnstown, Latrobe, Youngstown, New Orleans, and Louisville in the 1930s due to competition with baseball and college football.



In 1938 Rooney signed Colorado All-America Byron "Whizzer" White to a \$15,800 contract, making White the first "big money" player in the NFL. White led the league in rushing that year and is one of the NFL's most illustrious alumni. He served 31 years as a Justice of the United States Supreme Court before retiring in 1993.

1940s: In 1940 Rooney changed the team name to the Pittsburgh Steelers, representing the heritage of Pittsburgh. The first winning record in the organization's history came in 1942 when head coach Walt Kiesling led the Steelers to a 7-4 finish with the league-leading rushing of rookie Bill Dudley. But the next year Dudley joined the Armed Forces along with many other NFL players as the nation went to war. With rosters depleted, Rooney merged the Steelers with the Philadelphia Eagles in 1943 (Phil-Pitt "Steagles") and with the Chicago Cardinals (Card-Pitt) in 1944.

Rooney hired legendary Pitt coach Jock Sutherland in 1946, and Dudley returned from the war to earn NFL MVP honors, leading the league in rushing, interceptions, and punt returns. Today, Dudley is a member of the Pro Football Hall of Fame.

Sutherland led the 1947 Steelers to an 8-4 record for a share of the Eastern division title, but they lost their first-ever postseason game, 21-0 to Philadelphia. Sutherland died suddenly the following spring while on a scouting trip.

1950s: Succeeding Sutherland, John Michelosen was head coach for the 1948-51 seasons, compiling a 20-26-2 record. In 1952 Joe Bach returned for his second stint with the Steelers, having coached the team previously in 1935-36. The Steelers became the last team to abandon the single wing for the T-formation in 1952.

Bach resigned for health reasons following the 1954 season and was replaced by assistant coach Walt Kiesling, who had been the Steelers' head coach twice previously. Kiesling's three stints covered the 1939-40, 1941-44, and 1954-56 campaigns.

1960s: Buddy Parker was named head coach in 1957 and over the next eight years he led the Steelers to five non-losing seasons. Hall of Fame quarterback Bobby Layne quarterbacked the team through three of those campaigns, leading the Steelers to a 9-5 mark and a playoff game vs. Detroit in 1962, which the Steelers lost 17-10. Parker completed his tenure with a 51-48-6 record and ranks third among all-time Steelers coaches for career wins.

On October 25, 1964, the Steelers made team history when they retired jersey No. 70 in honor of former defensive tackle Ernie Stautner. Stautner, who was inducted into the Pro Football Hall of Fame in 1969, remains the only Steelers player to have his jersey retired.

Brief stints by Mike Nixon in 1965 and Bill Austin from 1966-68 preceded the hiring of the 37-year-old Chuck Noll on January 27, 1969. Noll began to rebuild the Steelers through the draft, starting with the defense when he selected defensive tackle Joe Greene with his first choice in 1969. Today Greene is a member of the Pro Football Hall of Fame.

1970s: A 1-13 record in 1969 gave the Steelers the first overall choice in the 1970 draft, with which Noll addressed the offense by selecting quarterback Terry Bradshaw, another Hall of Famer, after the Steelers won the first selection by winning a coin toss with the Chicago Bears. Cornerback Mel Blount was added in the third round that year, followed by linebacker Jack Ham in 1971 and running back Franco Harris in 1972. In all, Noll drafted seven players who are now enshrined in the Hall of Fame including three in his first 20 picks and four of his first 38.

Two significant changes took place in 1970, when the Steelers moved from the NFL Century Division to the AFC Central with the merger of the American Football League and the NFL. The Steelers also moved into a new home as Three Rivers Stadium opened. Previously, the Steelers had played home games at Forbes Field from 1933-57 and at both Forbes Field and Pitt Stadium from 1958-63. From 1964-69 the Steelers played at Pitt Stadium until Three Rivers opened in 1970.

Gradual improvement in the early 1970s resulted in the team's first division title in 1972 with an 11-3 record. In the first playoff game at Three Rivers the Steelers defeated the Oakland Raiders 13-7 with Franco Harris' "Immaculate Reception" in the final minute. Despite a 21-17 loss the following week to the undefeated Miami Dolphins, the Steelers had reached a new plateau.



It took 40 years for the Steelers to finally win their first division title, but over the next decade they achieved a level of success unprecedented in professional football.

In 1973 the Steelers won a wild card playoff berth with a 10-4 record. Oakland avenged their loss from the previous year, however, with a 33-14 defeat of the Steelers in the playoffs.

The Steelers won their first of six consecutive AFC Central titles in 1974 and marched past Buffalo (32-14) and Oakland (24-13) en route to their first Super Bowl appearance in Super Bowl IX. The fierce Pittsburgh defense led the way to a 16-6 victory vs. the Minnesota Vikings, and Art Rooney was presented the Vince Lombardi Trophy for the first time.

In 1975 the Steelers won 11 straight games to finish 12-2 and claim their second consecutive division crown. After defeating Baltimore (28-10) and Oakland (16-10) in the playoffs the Steelers became the third team in NFL history, joining Green Bay and Miami, to win back-to-back Super Bowls with a 21-17 win versus the Dallas Cowboys in Super Bowl X.

The 1976 Steelers struggled to a 1-4 start before reeling off nine straight victories including five shutouts to win the division with a 10-4 mark. They defeated Baltimore 40-14 in the playoffs, but lost to Oakland, 24-7, after both starting running backs, Harris and Rocky Bleier, were injured. The following year the Steelers dropped a 34-21 decision to Denver in the first round of the playoffs after posting a 9-5 regular-season record.

In 1978 the Steelers made history after a league-best 14-2 regular season and playoff wins versus Denver (33-10) and Houston (34-5). Their 35-31 Super Bowl XIII win versus Dallas made the Steelers the first team to win three Super Bowls.

Yet another standard was set the following year when the 1979 Steelers defeated the Los Angeles Rams, 31-19, in Super Bowl XIV to make them the first team in history to win four Super Bowls and the only team to win back-to-back Super Bowls twice. The Super Bowl victory followed a 12-4 regular season and playoff wins versus Miami (34-14) and Houston (27-13). With six consecutive AFC Central crowns, eight straight years of playoff appearances and four Super Bowl championships, the Steelers were tagged the "Team of the Decade" for the 1970s.

1980s: As the 1980s opened the Steelers stumbled, failing to make the playoffs in 1980 and 1981 with records of 9-7 and 8-8.

In 1982 the Steelers celebrated the team's 50th anniversary by qualifying for the playoffs with a 6-3 finish in a strike-interrupted season. During the season an anniversary banquet was held to commemorate the team's first 50 seasons and to honor the Steelers' all-time team as selected by fan voting. Thousands of fans were attracted to Pittsburgh for a week of activities and exhibits before the anniversary season was ended by San Diego's 31-28 win in the playoffs. This would be the last playoff game at Three Rivers until the 1992 season, a span of 10 years.

The 1983 Steelers won their eighth division title with a 10-6 record, but fell in the postseason, 38-10 to the Los Angeles Raiders. The following year the Steelers won their ninth division crown and the team advanced to the AFC Championship game with a 24-17 playoff win at Denver. A 45-28 loss to Miami in the AFC Championship game prevented the Steelers from a fifth Super Bowl appearance.

The Steelers' streak of 13 consecutive non-losing seasons came to an end in 1985 with a 7-9 finish, followed by 6-10 in 1986. Playoff hopes remained alive in 1987 until the Steelers lost their last two games to finish 8-7 during the strike-shortened season.

In 1988 the team suffered through its worst campaign in 19 years with a 5-11 record. The next season got off to a similar start with losses of 51-0 and 41-10 in the first two games as the offense failed to score in the first month of the season. But the young team fought back to finish 9-7 and earn a wild card playoff berth on the season's final weekend. An exciting 26-23 overtime playoff win in Houston was followed by a heart-breaking 24-23 divisional playoff loss at Denver in which the Steelers led until the final minutes.

1990s: A 9-7 finish in 1990 left the Steelers in a three-way tie for the AFC Central



lead, but they were eliminated from playoff contention by a 2-4 division record. The 1991 team finished second in the division despite a 7-9 record, winning the last two games under Noll at home against the Cincinnati Bengals and Cleveland Browns.

On December 26, 1991 Noll announced his retirement from football after 39 consecutive seasons, the last 23 as the Steelers' head coach which made him one of only four men to coach the same team for 23 consecutive years. He left as the fifth-winningest coach in NFL history with an overall record of 209-156-1, and as the only coach to win four Super Bowls. Noll was rewarded in 1993 with his election to the Hall of Fame in his first year of eligibility.

A new era began in 1992 with the retirement of Noll and the arrival of 34-year-old Bill Cowher, the National Football League's youngest head coach at the time he assumed control. In the first season of the new era, the Steelers won the AFC Central division crown for the first time since 1984 with an 11-5 record. While the team enjoyed new-found success, Cowher was recognized by the Associated Press as the NFL's Coach of the Year and six Steelers played in the Pro Bowl, the most in more than a decade.

Under Cowher the Steelers became the first AFC team since the 1970 merger to claim its 10th division title. Their 11-5 record equaled the best in the conference and gave the Steelers the home field throughout the playoffs, but in the first postseason game at Three Rivers in exactly 10 years the Steelers were defeated by eventual AFC champion Buffalo, 24-3.

In 1993, the Steelers earned a wild card playoff berth, marking their first consecutive playoff appearances since the 1983-84 seasons. A 9-7 record was good for second place in the division, but the season ended in a 27-24 overtime loss in Kansas City in the AFC wild-card game.

The 1994 Steelers won seven of their final eight regular-season games for their strongest finish since 1978. They captured their second division title in three years with the AFC's best record of 12-4. After a 29-9 victory over the Cleveland Browns in the first round of the playoffs, Pittsburgh hosted their first AFC Championship game since 1979. The game went down to the wire and the Steelers lost to the San Diego Chargers, 17-13.

At 38, Bill Cowher became the youngest head coach to lead his team to a Super Bowl. Along the way, Cowher's team captured their third AFC Central division title in four years, made their fourth straight playoff appearance, and won the Steelers' first AFC title since 1979. After a first-round bye, they defeated the Buffalo Bills (40-21) and the Indianapolis Colts (20-16), before losing to the Dallas Cowboys, 27-17, in Super Bowl XXX in Tempe, Arizona.

In 1996, injuries forced Cowher to use 40 different starters during the course of the season. But the Steelers' "never-say-die" attitude led to a 10-6 finish and their fifth consecutive trip to the playoffs. Cowher earned his 50th regular-season win Nov. 3, 1996 in his 73rd game to become the eighth fastest to reach 50 wins. He ended the season with 57 career victories ranking him as the second winningest coach in team history, behind his predecessor Noll.

The Steelers captured their fourth consecutive AFC Central title in 1997, while posting an 11-5 record. They were one play away from earning their sixth Super Bowl appearance and lost to Denver, 24-21, in the AFC Championship game.

In 1998, the Steelers finished a disappointing 7-9, losing their last five regular-season games and missing the playoffs for the first time under Bill Cowher. It marked the first time that Cowher had been associated with a team with a losing record during his 14-year coaching career.

The Steelers suffered their second consecutive losing season under Cowher in 1999, when their record fell to 6-10, including a six-game losing streak. The Steelers fourth-place finish in the AFC Central was the team's worst finish under Bill Cowher.

One of the highlights of the Steelers 1999 season was the selection of team president Dan Rooney as a member of the Pro Football Hall of Fame's class of 2000. Dan Rooney will join his father Art to form only the second father-son tandem to be inducted into the Hall of Fame. Current New York Giants owner Wellington Mara and his father Tim were the first.



STEELERS IN THE PRO BOWL

1951

HB Joe Geri (1)
LB Jerry Shipkey (1)
C Bill Walsh (1)

1952

HB Joe Geri (2)
G George Hughes (1)
LB Jerry Shipkey (2)
C Bill Walsh (2)

1953

HB Lynn Chandnois (1)
QB Jim Finks (1)
HB Ray Mathews (1)
DE Bill McPeak (1)
E Elbie Nickel (1)
LB Jerry Shipkey (3)
DT Ernie Stautner (1)

1954

HB Lynn Chandnois (2)
MG Dale Dodril (1)
G George Hughes (2)
DE Bill McPeak (2)
HB Ray Mathews (2)
E Elbie Nickel (2)
DT Ernie Stautner (2)

1955

MG Dale Dodril (2)
HB John Lattner (1)

1956

DB Jack Butler (1)
MG Dale Dodril (3)
HB Ray Mathews (3)
DT Ernie Stautner (3)
T Frank Varrichione (1)

1957

DB Jack Butler (2)
DE Bill McPeak (3)
E Elbie Nickel (3)
FB Fran Rogel (1)
DT Ernie Stautner (4)
T Frank Varrichione (2)

1958

DB Jack Butler (3)
MG Dale Dodril (4)
E Jack McClairn (1)
QB Earl Morrall (1)
DT Ernie Stautner (5)
T Frank Varrichione (3)

1959

DB Jack Butler (4)
DT Ernie Stautner (6)
HB Tom Tracy (1)
T Frank Varrichione (4)

1960

DB Dean Derby (1)
QB Bobby Layne (1)
G John Nisby (1)
E Jimmy Orr (1)
LB John Reger (1)
DT Ernie Stautner (7)

1961

LB John Reger (2)
G Mike Sandusky (1)
DT Ernie Stautner (8)
HB Tom Tracy (2)
T Frank Varrichione (5)

1962

E Buddy Dial (1)
G John Nisby (2)
LB Myron Pottios (1)
LB John Reger (3)
DT Ernie Stautner (9)

1963

TE Preston Carpenter (1)
FB John Henry Johnson (1)
DT Gene Lipscomb (1)
DE Lou Michaels (1)
C Buzz Nutter (1)

1964

T Charley Bradshaw (1)
FB John Henry Johnson (2)
DT Joe Krupa (1)
DT Lou Michaels (2)
LB Myron Pottios (2)
DB Clendenon Thomas (1)

1965

E Gary Ballman (1)
T Charley Bradshaw (2)
FB John Henry Johnson (3)
LB Myron Pottios (3)

1966

E Gary Ballman (2)

1967

K Mike Clark (1)
DB Brady Keys (1)
DE Ben McGee (1)

1968

DB Marv Woodson (1)

1969

HB Dick Hoak (1)
E Roy Jefferson (1)
DE Ben McGee (2)
LB Andy Russell (1)

1970

DT Joe Greene (1)
E Roy Jefferson (2)
P Bob Walden (1)

1971

DT Joe Greene (2)
LB Andy Russell (2)

1972

DT Joe Greene (3)
LB Andy Russell (3)

1973

LB Henry Davis (1)
PK Roy Gerela (1)
DT Joe Greene (4)
RB Franco Harris (1)
LB Andy Russell (4)
DE Dwight White (1)

1974

DT Joe Greene (5)
DE L.C. Greenwood (1)
LB Jack Ham (1)
RB Franco Harris (2)
LB Andy Russell (5)
WR Ron Shanklin (1)
G Bruce Van Dyke (1)
DE Dwight White (2)

1975

PK Roy Gerela (2)
DT Joe Greene (6)
DE L.C. Greenwood (2)
LB Jack Ham (2)
RB Franco Harris (3)
LB Andy Russell (6)

1976

CB Mel Blount (1)
QB Terry Bradshaw (1)
S Glen Edwards (1)
DT Joe Greene (7)
DE L.C. Greenwood (3)
LB Jack Ham (3)

RB Franco Harris (4)
LB Jack Lambert (1)
LB Andy Russell (7)
WR Lynn Swann (1)
S Mike Wagner (1)

1977

CB Mel Blount (2)
S Glen Edwards (2)
DT Joe Greene (8)
DE L.C. Greenwood (4)
LB Jack Ham (4)
RB Franco Harris (5)
LB Jack Lambert (2)
CB J.T. Thomas (1)
S Mike Wagner (2)

1978

LB Jack Ham (5)
RB Franco Harris (6)
LB Jack Lambert (3)
WR Lynn Swann (2)

1979

CB Mel Blount (3)
QB Terry Bradshaw (2)
DT Joe Greene (9)
DE L.C. Greenwood (5)
LB Jack Ham (6)
RB Franco Harris (7)
LB Jack Lambert (4)
S Donnie Shell (1)
WR Lynn Swann (3)
C Mike Webster (1)

1980

CB Mel Blount (4)
QB Terry Bradshaw (3)
DT Joe Greene (10)
DE L.C. Greenwood (6)
LB Jack Ham (7)
RB Franco Harris (8)
LB Jack Lambert (5)
S Donnie Shell (2)
WR John Stallworth (1)
C Mike Webster (2)

1981

LB Jack Ham (8)
RB Franco Harris (9)
LB Jack Lambert (6)
S Donnie Shell (3)
C Mike Webster (3)

1982

CB Mel Blount (5)
LB Jack Lambert (7)
S Donnie Shell (4)
C Mike Webster (4)

1983

OT Larry Brown (1)
LB Jack Lambert (8)
S Donnie Shell (5)
WR John Stallworth (2)
C Mike Webster (5)

1984

PK Gary Anderson (1)
LB Jack Lambert (9)
C Mike Webster (6)

1985

LB Robin Cole (1)
WR Louis Lipps (1)
LB Mike Merriweather (1)
WR John Stallworth (3)
C Mike Webster (7)

1986

PK Gary Anderson (2)
WR Louis Lipps (2)
LB Mike Merriweather (2)
C Mike Webster (8)

1987

LB Mike Merriweather (3)
RB Earnest Jackson (2)

1988

C Mike Webster (9)

1989

OT Tunch Ilkin (1)

1990

OT Tunch Ilkin (2)
KR Rod Woodson (1)

1991

LB David Little (1)
CB Rod Woodson (2)

1992

LB Greg Lloyd (1)
CB Rod Woodson (3)

1993

C Dermontti Dawson (1)
RB Barry Foster (1)
G Carlton Haselrig (1)
LB Greg Lloyd (2)
QB Neil O'Donnell (1)
CB Rod Woodson (4)

1994

PK Gary Anderson (3)
C Dermontti Dawson (2)
RB Barry Foster (2)*
TE Eric Green (1)
LB Greg Lloyd (3)
CB Rod Woodson (5)

1995

C Dermontti Dawson (3)
LB Kevin Greene (2)
S Camell Lake (1)
LB Greg Lloyd (4)
G Duval Love (1)
CB Rod Woodson (6)

1996

C Dermontti Dawson (4)
LB Kevin Greene (3)
S Camell Lake (2)
LB Greg Lloyd (5)
WR Yancey Thigpen (1)

1997

RB Jerome Bettis (3)
LB Chad Brown (1)
C Dermontti Dawson (5)
LB Levon Kirkland (1)
S Camell Lake (3)
CB Rod Woodson (7)

1998

RB Jerome Bettis (4)
C Dermontti Dawson (6)
LB Levon Kirkland (2)
S Camell Lake (4)
DT Joel Steed (1)
WR Yancey Thigpen (2)

1999

C Dermontti Dawson (7)

2000

None

(* Injured — did not play)



STEELERS IN THE HALL OF FAME



President Dan Rooney is the most recent of 17 Steelers selected to the Pro Football Hall of Fame, joining his father, Steelers founder Arthur J. Rooney Sr. The Rooneys become only the second father-son tandem in the Hall of Fame. Dan Rooney will be inducted into the Hall of Fame July 29, 2000 in Canton, Ohio.

ARTHUR J. ROONEY, Founder, President, and Chairman of the Board (1933-1988). Elected in 1964.

DANIEL M. ROONEY, President (1955-present). Elected in 2000.

BERT BELL, Co-owner (1941-1946). Elected in 1963.

JOHNNY 'BLOOD' MCNALLY, Player (1934, 1937-1939), Coach (1937-39). Elected in 1963

BILL DUDLEY, Player (1942, 1945-1946). Elected in 1966.

WALT KIESLING, Player (1937-1939), Coach (1939-1944, 1949-1961). Elected in 1966.

BOBBY LAYNE, Player (1958-1962). Elected in 1967.

ERNE STAUTNER, Player (1950-1963). Elected in 1969.

JOE GREENE, Player (1969-1981) Coach (1987-1991). Elected in 1987.

JOHN HENRY JOHNSON, Player (1960-1965). Elected in 1987.

JACK HAM, Player (1971-1982). Elected in 1988.

MEL BLOUNT, Player (1970-1983). Elected in 1989.

TERRY BRADSHAW, Player (1970-1983). Elected in 1989.

FRANCO HARRIS, Player (1972-1983). Elected in 1990.

JACK LAMBERT, Player (1974-1984). Elected in 1990.

CHUCK NOLL, Coach (1969-1991). Elected in 1993.

MIKE WEBSTER, Player (1974-1988). Elected in 1997.

Note: Other Hall of Famers who spent part of their careers with the Steelers include **CAL HUBBARD** (Player 1936, elected 1963), **MARION MOTLEY** (Player 1955, elected 1968), **EARLE (GREASY) NEALE** (Coach 1943, elected 1969), **BILL HEWITT** (Player 1943, elected 1971), and **LEN DAWSON** (Player 1957-1959, elected 1987).

Eligibility of Steelers' other potential Hall of Famers:

L.C. GREENWOOD, **DONNIE SHELL**, **JOHN STALLWORTH** and **LYNN SWANN**.



STEELERS IN OVERTIME

Overall: 14-6-1

Home: 6-0

Away: 8-6-1

9/22/74	at Denver	35-35	[T]
9/24/78	Cleveland	15-9	[W]
9/3/79	at New England	16-13	[W]
11/25/79	Cleveland	33-30	[W]
9/27/81	New England	27-21	[W]
9/19/82	Cincinnati	26-20	[W]
12/2/84	at Houston	23-20	[L]
9/28/86	at Houston	22-16	[W]
11/23/86	at Cleveland	37-31	[L]
11/30/86	at Chicago	13-10	[L]
12/31/89	at Houston*	26-23	[W]

11/10/91	at Cincinnati	33-27	[W]
1/8/94	at Kansas City*	27-24	[L]
10/30/94	at Arizona	20-17	[L]
11/6/94	at Houston	12-9	[W]
11/20/94	Miami	16-13	[W]
11/5/95	at Chicago	37-34	[W]
10/26/97	Jacksonville	23-17	[W]
11/30/97	at Arizona	26-20	[W]
12/13/97	at New England	24-21	[W]
11/26/98	at Detroit	19-16	[L]

*Postseason

STEELERS ON MONDAY NIGHT

Overall: 28-18

Home: 17-5

Away: 11-13

11/2/70	Cincinnati	21-10	[W]
10/18/71	at Kansas City	38-16	[L]
11/5/73	Washington	21-16	[W]
12/3/73	at Miami	30-26	[L]
10/28/74	Atlanta	24-17	[W]
11/25/74	at New Orleans	28-7	[W]
11/24/75	at Houston	32-9	[W]
10/4/76	at Minnesota	17-6	[L]
9/19/77	San Francisco	27-0	[W]
10/17/77	Cincinnati	20-14	[W]
10/23/78	Houston	24-17	[L]
11/27/78	at San Francisco	24-7	[W]
9/3/79	at New England	16-13	[W] ot
10/22/79	Denver	42-7	[W]
12/10/79	at Houston	20-17	[L]
10/20/80	Oakland	45-34	[L]
12/22/80	at San Diego	26-17	[L]
10/26/81	Houston	26-13	[W]
12/7/81	at Oakland	30-27	[L]
9/13/82	at Dallas	36-28	[W]
10/10/83	at Cincinnati	24-14	[W]
10/1/84	Cincinnati	38-17	[W]
11/19/84	at New Orleans	27-24	[L]
9/16/85	at Cleveland	17-7	[L]
9/30/85	Cincinnati	37-24	[L]
9/15/86	Denver	21-10	[L]
10/13/86	at Cincinnati	24-22	[L]
10/29/90	L.A. Rams	41-10	[W]
10/14/91	N.Y. Giants	23-20	[L]
10/19/92	Cincinnati	20-0	[W]
9/27/93	at Atlanta	45-17	[W]
11/15/93	Buffalo	23-0	[W]
12/13/93	at Miami	21-20	[W]
10/3/94	Houston	30-14	[W]
11/14/94	Buffalo	23-10	[W]
9/18/95	at Miami	23-10	[L]
11/13/95	Cleveland	20-3	[W]
9/16/96	Buffalo	24-6	[W]
10/7/96	at Kansas City	17-7	[W]
11/25/96	at Miami	24-17	[W]
9/22/97	at Jacksonville	30-21	[L]
11/3/97	at Kansas City	13-10	[L]
10/26/98	at Kansas City	20-13	[W]
11/9/98	Green Bay	27-20	[W]
12/28/98	at Jacksonville	21-3	[L]
10/25/99	Atlanta	13-9	[W]

STEELERS ON THANKSGIVING DAY

Overall: 0-3

Home: 0-0

Away: 0-3

11/24/83	at Detroit	45-3	[L]
11/28/91	at Dallas	20-10	[L]
11/26/98	at Detroit	19-16 ot	[L]

STEELERS ON THURSDAY NIGHT

Overall: 1-4

Home: 0-1

Away: 1-3

1/4/80	at Houston	6-0	[L]
9/10/81	at Miami	30-10	[L]
9/6/84	at N.Y. Jets	23-17	[W]
10/19/95	Cincinnati	27-9	[L]
12/2/99	at Jacksonville	20-6	[L]

STEELERS ON SATURDAY

Overall: 4-4

Home: 1-1

Away: 3-3

12/20/75	at L.A. Rams	10-3	[L]
12/10/83	at N.Y. Jets	34-7	[W]
12/21/85	at N.Y. Giants	28-10	[L]
12/13/86	at N.Y. Jets	45-24	[W]
12/26/87	Cleveland	19-13	[L]
12/16/95	New England	41-27	[W]
12/13/97	at New England	24-21 ot	[W]
12/18/99	at Kansas City	35-19	[L]

STEELERS ON SUNDAY NIGHT

Overall: 7-7

Home: 3-0

Away: 4-7

11/12/78	at L.A. Rams	10-7	[L]
12/8/85	at San Diego	54-44	[L]
12/4/88	at Houston	37-34	[W]
9/16/90	Houston	20-9	[W]
11/18/90	at Cincinnati	27-3	[L]
12/30/90	at Houston	34-14	[L]
10/6/91	at Indianapolis	21-3	[W]
11/3/91	at Denver	20-13	[L]
10/25/92	at Kansas City	27-3	[W]
11/28/93	at Houston	23-3	[L]
10/30/94	at Arizona	20-17 ot	[L]
10/12/97	Indianapolis	24-22	[W]
11/9/97	Baltimore	37-0	[W]
9/12/99	at Cleveland	43-0	[W]



STEELERS AT THREE RIVERS STADIUM

Year	Pre-Season	Regular Season	Post-Season	Overall
1970	1-0	4-3	—	4-3
1971	1-1	5-2	—	5-2
1972	1-0-1	7-0	1-1	8-1
1973	2-0	7-1	0-0	7-1
1974	2-0	5-2	1-0	6-2
1975	1-1	6-1	2-0	8-1
1976	1-1	6-1	0-0	6-1
1977	2-0	6-1	0-0	6-1
1978	1-0	7-1	2-0	9-1
1979	1-0	8-0	2-0	10-0
1980	0-1	6-2	—	6-2
1981	1-0	5-3	—	5-3
1982	2-0	4-0	0-1	4-1
1983	0-1	4-4	0-0	4-4
1984	1-0	6-2	0-0	6-2
1985	0-1	5-3	—	5-3

Year	Pre-Season	Regular Season	Post-Season	Overall
1986	0-1	4-4	—	4-4
1987	0-1	4-3	—	4-3
1988	1-0	4-4	—	4-4
1989	0-1	4-4	0-0	4-4
1990	1-0	6-2	—	6-2
1991	1-0	5-3	—	5-3
1992	1-1	7-1	0-1	7-2
1993	1-1	6-2	0-0	6-2
1994	1-1	7-1	1-1	8-2
1995	0-2	6-2	2-0	8-2
1996	2-0	7-1	1-0	8-1
1997	2-0	7-1	1-1	8-2
1998	2-0	5-3	—	5-3
1999	1-1	2-6	—	2-6
TOTALS	30-15-1	165-63	13-6	178-69
	(.667)	(.724)	(.684)	(.721)

STEELERS BIGGEST WINS - WORST LOSSES AT THREE RIVERS STADIUM

BIGGEST WINS

42 pts (45-3)	vs. Indianapolis	9/8/85
42 pts (42-0)	vs. Tampa Bay	12/5/76
37 pts (37-0)	vs. Baltimore	11/9/97
36 pts (42-6)	vs. St. Louis	11/3/96
35 pts (35-0)	vs. Cleveland	12/23/90
35 pts (35-0)	vs. Chicago	9/28/80
31 pts (41-10)	vs. St. Louis	10/29/90
31 pts (38-7)	vs. Houston	9/9/79

WORST LOSSES

51 pts (0-51)	vs. Cleveland	9/10/89
34 pts (0-34)	vs. New England	10/19/87
30 pts (7-37)	vs. Dallas	8/31/97
27 pts (14-41)	vs. Washington	10/17/91
24 pts (7-31)	vs. Miami	10/7/84
22 pts (6-28)	vs. Miami	9/30/90

STEELERS BIGGEST COMEBACK WINS

The Steelers trailed Buffalo 21-0 (12/15/85) in the second quarter and came back to win, 30-24.

The Steelers trailed Baltimore 21-0 (10/5/97) in the second quarter and came back to win, 42-34.

STEELERS BIGGEST WINS - WORST LOSSES

BIGGEST WINS

56 pts (63-7)	vs. NY Giants	11/30/52
45 pts (45-0)	at Kansas City	11/7/76
43 pts (43-0)	at Cleveland	9/12/99
42 pts (45-3)	vs. Indianapolis	9/8/85
42 pts (42-0)	vs. Tampa Bay	12/5/76
37 pts (37-0)	at San Diego	9/21/75
37 pts (37-0)	vs. Baltimore	11/12/97
36 pts (42-6)	vs. St. Louis	11/3/96
36 pts (42-6)	at Cleveland	10/5/76

WORST LOSSES

51 pts (0-51)	vs. Cleveland	9/10/89
47 pts (7-54)	vs. Green Bay	11/23/41
47 pts (0-47)	vs. Green Bay	10/15/33
42 pts (3-45)	at Detroit	11/24/83
42 pts (7-49)	at Chicago	11/23/47
42 pts (3-45)	vs. Philadelphia	11/4/45
42 pts (7-49)	vs. Chicago	12/3/44

STEELERS AND OPPONENTS SCORING HIGHS

Most Points By Steelers

63	11/30/52	vs. NY Giants	(63-7)
57	12/18/66	at Atlanta	(57-33)
55	10/17/54	vs. Cleveland	(55-27)
52	11/25/84	vs. San Diego	(52-24)
51	10/7/79	at Cleveland	(51-35)
47	12/11/66	at NY Giants	(47-28)

Most Points By Opponents

54	12/8/85	at San Diego	(44-54)
54	11/23/41	vs. Green Bay	(7-54)
52	9/8/91	at Buffalo	(34-52)
52	11/23/69	at Minnesota	(14-52)
52	10/30/66	at Dallas	(21-52)
51	9/10/89	at Cleveland	(0-51)



YEARLY ATTENDANCE FIGURES/AVERAGES

YEAR	GAMES	HOME TOTAL	HOME AVG.	AWAY TOTAL	AWAY AVG.	YEARLY TOTAL	YEARLY AVG.
1933	11*	57,000	11,400	42,500	8,500	99,500	9,500
1934	12	85,834	14,306	63,200	10,533	149,034	12,419
1935	12	87,421	12,489	55,000	11,000	142,421	11,868
1936	12	90,464	18,093	78,747	11,250	169,211	14,101
1937	10	79,629	13,272	68,282	17,071	147,911	14,791
1938	11*	63,999	12,800	91,441	18,288	155,440	15,544
1939	11	37,378	7,476	105,328	17,555	142,706	12,973
1940	11	101,988	20,398	103,683	17,281	205,671	18,697
1941	11	81,129	16,226	134,233	22,372	215,362	19,579
1942	11	86,017	17,203	96,353	16,059	182,369	16,579
1943	10**	129,347	21,558	107,865	26,966	237,212	23,721
1944	10***	69,670	13,934	135,988	27,198	205,658	20,566
1945	10	95,765	19,153	149,887	29,977	245,652	24,565
1946	11	176,827	35,365	158,916	26,486	335,743	30,522
1947	13	243,271	34,753	198,628	33,105	441,899	33,992
1948	12	174,726	29,121	118,892	19,815	293,618	24,468
1949	12	152,767	25,461	123,672	20,612	276,439	23,037
1950	12	158,134	26,356	143,298	23,883	301,432	25,119
1951	12	134,126	22,354	106,925	17,821	241,051	20,088
1952	12	134,669	22,445	187,898	31,316	322,567	26,881
1953	12	157,830	26,305	155,466	25,911	313,296	26,108
1954	12	182,648	30,441	141,070	23,512	323,718	26,977
1955	12	176,496	29,416	201,711	33,619	378,207	31,517
1956	12	170,267	28,378	211,563	35,261	381,830	31,819
1957	12	168,957	28,160	197,898	32,983	366,855	30,571
1958	12	140,592	23,432	209,337	34,890	349,929	29,161
1959	12	159,870	26,645	255,573	42,596	415,443	34,620
1960	12	173,099	28,850	265,469	44,245	438,568	36,547
1961	14	155,903	22,722	287,625	41,089	443,528	31,681
1962	14	174,741	24,963	297,791	42,542	472,532	33,753
1963	14	257,985	36,855	349,492	49,927	607,477	43,391
1964	14	251,990	35,999	355,453	50,779	607,443	43,389
1965	14	228,954	32,708	366,596	52,371	595,550	42,539
1966	14	249,331	35,619	407,761	58,252	657,092	46,935
1967	14	271,522	38,789	420,655	60,094	692,177	49,441
1968	14	234,241	33,463	396,530	56,647	630,771	45,055
1969	14	273,058	39,008	416,758	59,537	689,816	49,273
1970	14	323,387	46,198	400,966	57,281	724,353	51,740
1971	14	319,323	46,259	412,446	58,921	736,258	52,590
1972	14	340,549	48,650	387,406	55,344	727,955	51,997
1973	14	377,351	53,907	332,111	47,444	709,462	50,676
1974	14	325,457	46,494	405,919	57,988	731,376	52,241
1975	14	341,205	48,744	391,700	55,957	732,905	52,350
1976	14	330,620	47,231	416,875	59,554	747,495	53,393
1977	14	337,156	48,165	399,251	57,036	736,407	52,601
1978	16	380,258	47,532	490,878	61,360	871,136	54,446
1979	16	391,931	48,991	492,722	61,590	884,653	55,291
1980	16	424,106	50,013	491,122	61,390	915,228	57,202
1981	16	420,959	52,620	483,184	60,398	904,143	56,509
1982	9	208,890	52,773	286,852	57,370	549,288	54,929
1983	16	462,587	57,823	481,357	60,170	943,944	58,997
1984	16	447,288	55,911	508,396	63,550	955,644	59,728
1985	16	436,069	54,509	481,201	60,150	917,270	57,329
1986	16	414,937	51,867	482,461	60,308	897,398	56,087
1987	15	353,402	50,486	364,454	45,557	717,856	47,857
1988	16	396,044	49,506	466,099	58,262	862,143	53,884
1989	16	383,494	47,937	441,022	55,128	824,516	51,532
1990	16	434,769	54,346	510,899	63,862	945,668	59,104
1991	16	406,935	50,867	526,678	65,835	933,613	58,351
1992	16	427,282	53,597	510,270	63,784	937,552	58,597
1993	16	440,927	55,116	503,509	62,939	944,436	59,027
1994	16	461,272	57,659	494,849	61,606	954,121	59,633
1995	16	455,913	56,989	486,946	60,868	942,859	58,929
1996	16	466,944	58,368	513,289	64,161	980,233	61,264
1997	16	462,532	57,817	519,955	64,994	982,487	61,405
1998	16	464,619	58,077	540,926	67,616	1,005,545	62,847
1999	16	416,618	52,077	555,589	69,448	972,207	60,763

* One game of attendance unavailable

** Games played in Pittsburgh and Philadelphia

*** Games played in Pittsburgh and Chicago



STEELERS ATTENDANCE AT THREE RIVERS STADIUM

1970	-	318,698	(45,528)	1985	-	436,069	(54,509)
1971	-	323,812	(46,259)	1986	-	414,937	(51,867)
1972	-	340,549	(48,650)	1987	-	353,402	(50,486)
1973	-	377,640	(47,205)	1988	-	396,044	(49,506)
1974	-	325,457	(46,494)	1989	-	383,494	(47,937)
1975	-	341,205	(46,744)	1990	-	434,769	(54,346)
1976	-	330,620	(47,231)	1991	-	406,935	(50,867)
1977	-	337,156	(48,165)	1992	-	427,282	(53,410)
1978	-	380,258	(47,532)	1993	-	440,927	(55,116)
1979	-	391,931	(48,991)	1994	-	461,272	(57,659)
1980	-	424,106	(53,013)	1995	-	455,913	(56,989)
1981	-	420,964	(52,621)	1996	-	466,944	(58,368)
1982	-	208,890	(52,223)	1997	-	462,532	(57,817)
1983	-	462,587	(57,823)	1998	-	464,619	(58,077)
1984	-	447,288	(55,911)	1999	-	416,618	(52,077)

TOP 10 CROWDS AT THREE RIVERS STADIUM

1.	61,545	Jan. 15, 1995	vs. San Diego*
2.	61,382	Jan. 11, 1998	vs. Denver*
3.	61,228	Jan. 3, 1998	vs. New England*
4.	61,062	Jan. 14, 1996	vs. Indianapolis*
5.	60,808	Dec. 18, 1994	vs. Cleveland
6.	60,507	Nov. 9, 1998	vs. Green Bay
7.	60,407	Jan. 9, 1993	vs. Buffalo*
8.	60,396	Aug. 31, 1997	vs. Dallas
9.	60,265	Nov. 15, 1993	vs. Buffalo
10.	60,156	Sept. 4, 1994	vs. Dallas

* Postseason

The Steelers' single-game regular-season home attendance record is 60,808 established December 18, 1994 vs. Cleveland. The single-game postseason mark is 61,545 vs. San Diego on January 15, 1995.

STEELERS AT THREE RIVERS STADIUM MONTH-BY-MONTH (1970-1999)

Year	Sept.	Oct.	Nov.	Dec.	Jan.	Year	Sept.	Oct.	Nov.	Dec.	Jan.
1970	0-1	1-0	3-1	0-1	—	1986	0-1	1-2	2-0	1-1	—
1971	1-0	2-0	2-1	0-1	—	1987	1-0	2-0	0-2	1-1	—
1972	1-0	2-0	3-0	2-1	—	1988	1-1	1-2	1-1	1-0	—
1973	2-0	3-0	1-1	1-0	—	1989	1-1	1-1	1-1	1-1	—
1974	1-1	2-0	1-0	2-1	—	1990	1-1	2-0	1-0	2-1	—
1975	0-1	2-0	2-0	3-0	1-0	1991	2-0	0-2	1-1	2-0	—
1976	1-1	2-0	2-0	1-0	—	1992	1-0	1-0	3-0	2-1	0-1
1977	1-1	2-0	2-0	1-0	—	1993	1-1	2-0	1-0	1-1	1-0
1978	2-0	2-1	2-0	2-0	1-0	1994	1-1	2-0	2-0	2-0	1-1
1979	2-0	2-0	2-0	3-0	1-0	1995	1-1	2-1	1-0	2-0	2-0
1980	2-0	0-2	3-0	1-0	—	1996	3-0	1-0	2-0	2-1	0-0
1981	2-1	2-0	1-1	0-1	—	1997	3-1 *	2-0	2-0	1-0	1-1
1982	1-0	—	—	2-0	1-1	1998	2-0	1-0	2-1	0-2	—
1983	0-2	3-0	1-1	0-1	0-0	1999	0-1	1-1	0-2	1-1	0-1
1984	1-1	2-1	2-0	1-0	—	Total	37-19	47-13	47-14	39-17	9-5
1985	2-1	1-0	1-1	1-1	—		(66%)	(78%)	(77%)	(70%)	(64%)

* Includes August 31 loss to Dallas.
(Includes Regular and Postseason only.)



PITTSBURGH STEELERS MOST VALUABLE PLAYERS

1969	WR	Roy Jefferson
1970	DT	Joe Greene
1971	LB	Andy Russell
1972	RB	Franco Harris
1973	WR	Ron Shanklin
1974	S	Glen Edwards
1975	CB	Mel Blount
1976	LB	Jack Lambert
1977	QB	Terry Bradshaw
1978	QB	Terry Bradshaw
1979	WR	John Stallworth
1980	SS	Donnie Shell
1981	LB	Jack Lambert
1982	CB	Dwayne Woodruff
1983	PK	Gary Anderson
1984	WR	John Stallworth

1985	WR	Louis Lipps
1986	LB	Bryan Hinkle
1987	LB	Mike Merriweather
1988	LB	David Little,
	CB	Rod Woodson
1989	WR	Louis Lipps
1990	CB	Rod Woodson
1991	LB	Greg Lloyd
1992	RB	Barry Foster
1993	CB	Rod Woodson
1994	LB	Greg Lloyd
1995	QB	Neil O'Donnell
1996	RB	Jerome Bettis
1997	RB	Jerome Bettis
1998	LB	Levon Kirkland
1999	LB	Levon Kirkland

STEELERS MISCELLANEOUS RECORDS

STEELERS REGULAR-SEASON STREAKS

Consecutive Victories

Most	11	Oct. 5, 1975	-	Dec. 13, 1975
	10	Oct. 17, 1976	-	Sept. 19, 1977
	9	Nov. 19, 1978	-	Sept. 23, 1979
At Home	15	Oct. 8, 1978	-	Nov. 2, 1980
	13	Nov. 21, 1971	-	Dec. 9, 1973
On Road	10	Nov. 30, 1975	-	Oct. 24, 1976
	6	Sept. 11, 1983	-	Nov. 13, 1983
Start of Season	7	Sept. 3, 1978	-	Oct. 15, 1978
End of Season	9	Oct. 17, 1976	-	Dec. 11, 1976

Consecutive Losses

Most	16	Sept. 28, 1969	-	Oct. 3, 1970
	13	Dec. 3, 1944	-	Nov. 18, 1945
At Home	9	Oct. 5, 1969	-	Oct. 20, 1969
	7	Nov. 9, 1952	-	Nov. 1, 1953
On Road	14	Oct. 13, 1968	-	Oct. 25, 1970
Start of Season	10	Sept. 24, 1944	-	Dec. 3, 1944
End of Season	13	Sept. 28, 1969	-	Dec. 21, 1969

WHEN THE STEELERS RUSH FOR 200 YARDS

(since 1970 merger)

Year	200-Yd. Games	Reg. Season W-L	Postseason W-L	Year	200-Yd. Games	Reg. Season W-L	Postseason W-L
1970	1	0-1	—	1987	3	3-0	—
1971	2	1-1	—	1988	3	3-0	—
1972	7	6-1	0-0	1989	1	1-0	0-0
1973	2	2-0	0-0	1990	1	1-0	—
1974	7	4-0	3-0	1991	0	0-0	0
1975	7	6-0	1-0	1992	2	2-0	0
1976	10	9-0	1-0	1993	3	3-0	0
1977	3	3-0	0-0	1994	3	2-0	1-0
1978	2	2-0	0-0	1995	0	0-0	0-0
1979	4	4-0	0-0	1996	4	3-0	1-0
1980	0	0-0	—	1997	2	2-0	0-0
1981	3	3-0	—	1998	2	0-2	—
1982	2	2-0	0-0	1999	2	2-0	—
1983	5	4-1	0-0	Total	87	74-6	7-0
1984	1	1-0	0-0				
1985	2	2-0	—				
1986	3	3-0	—				

Record in 1970s: 42-3
Record in 1980s: 22-1

Record in 1990s: 17-2



AFC CENTRAL DIVISION PLAYOFF RACES WEEK-BY-WEEK (1980-1998)

1980

Wk	CIN	CLE**	HOU*	PIT
1	0-1	0-1	0-1	1-0
2	0-2	0-2	1-1	2-0
3	1-2	1-2	2-1	2-1
4	1-3	2-2	3-1	3-1
5	1-4	2-3	3-2	4-1
6	2-4	3-3	3-3	4-2
7	3-4	4-3	4-3	4-3
8	3-5	5-3	5-3	4-4
9	3-6	6-3	6-3	5-4
10	3-7	7-3	7-3	6-4
11	3-8	7-4	8-4	7-4
12	3-9	8-4	8-4	7-5
13	4-9	9-4	8-5	8-5
14	5-9	10-4	9-5	8-6
15	6-9	10-5	10-5	9-6
16	6-10	11-5	11-5	9-7

1981

Wk	CIN**	CLE	HOU	PIT
1	1-0	0-1	1-0	0-1
2	2-0	0-2	2-0	0-2
3	2-1	1-2	2-1	1-2
4	3-1	2-2	2-2	2-2
5	3-2	2-3	3-2	3-2
6	4-2	2-4	4-2	4-2
7	5-2	3-4	4-3	4-3
8	5-3	4-4	4-4	5-3
9	6-3	4-5	4-5	5-4
10	7-3	4-6	5-5	5-5
11	8-3	5-6	5-6	6-5
12	9-3	5-7	5-7	7-5
13	10-3	5-8	5-8	8-5
14	10-4	5-6	6-8	8-6
15	11-4	5-10	6-9	8-7
16	12-4	5-11	7-9	8-8

1982

Wk	CIN#	CLE#	HOU	PIT#
1	1-0	1-0	0-1	1-0
2	1-1	1-1	1-1	2-0
3	Games Cancelled (NFL Player Strike)			
4				
5				
6				
7				
8				
9				
10	2-1	2-1	1-2	3-0
11	3-1	2-2	1-3	3-1
12	4-1	2-3	1-4	4-1
13	5-1	2-4	1-5	4-2
14	5-2	3-4	1-6	4-3
15	6-2	4-4	1-7	5-3
16	7-2	4-5	1-8	6-3

1983

Wk	CIN	CLE	HOU	PIT**
1	0-1	0-1	0-1	0-1
2	0-2	1-1	0-2	1-1
3	0-3	2-1	0-3	2-1
4	1-3	3-1	0-4	2-2
5	1-4	3-2	0-5	3-2
6	1-5	4-2	0-6	4-2
7	1-6	4-3	0-7	5-2

8	2-6	4-4	0-8	6-2
9	3-6	5-4	0-9	7-2
10	4-6	5-5	0-10	8-2
11	4-7	6-5	1-10	9-2
12	5-7	7-5	1-11	9-3
13	5-8	8-5	1-12	9-4
14	6-8	8-6	1-13	9-5
15	7-8	8-7	2-13	10-5
16	7-9	9-7	2-14	10-6

1984

Wk	CIN	CLE	HOU*	PIT**
1	0-1	0-1	0-1	0-1
2	0-2	0-2	0-2	1-1
3	0-3	0-3	0-3	2-1
4	0-4	1-3	0-4	2-2
5	0-5	1-4	0-5	3-2
6	1-5	1-5	0-6	3-3
7	1-6	1-6	0-7	4-3
8	2-6	1-7	0-8	4-4
9	3-6	1-8	0-9	5-4
10	3-7	2-8	0-10	6-4
11	4-7	2-9	1-10	6-5
12	4-8	3-9	2-10	6-6
13	5-8	4-9	2-11	7-6
14	6-8	4-10	3-11	7-7
15	7-8	4-11	3-12	8-7
16	8-8	5-11	3-13	9-7

1985

Wk	CIN	CLE**	HOU	PIT
1	0-1	0-1	1-0	1-0
2	0-2	1-1	1-1	1-1
3	0-3	1-2	1-2	2-1
4	1-3	2-2	1-3	2-2
5	1-4	3-2	1-4	2-3
6	2-4	4-2	1-5	2-4
7	2-5	4-3	2-5	3-4
8	3-5	4-4	3-5	3-5
9	4-5	4-5	4-5	4-5
10	5-5	4-6	4-6	5-5
11	5-6	5-6	4-7	6-5
12	5-7	6-6	5-7	6-6
13	6-7	7-6	5-8	6-7
14	7-7	7-7	5-9	6-8
15	7-8	8-7	5-10	7-8
16	7-9	8-8	5-11	7-9

1986

Wk	CIN	CLE**	HOU	PIT
1	0-1	0-1	1-0	0-1
2	1-1	1-1	1-1	0-2
3	2-1	1-2	1-2	0-3
4	2-2	2-2	1-3	1-3
5	3-2	3-2	1-4	1-4
6	4-2	4-2	1-5	1-5
7	5-2	4-3	1-6	1-6
8	5-3	5-3	1-7	2-6
9	6-3	6-3	1-8	3-6
10	6-4	7-3	2-4	3-7
11	7-4	7-4	2-9	4-7
12	8-4	8-4	3-9	4-8
13	8-5	9-4	3-10	4-9
14	9-5	10-4	3-11	5-9
15	9-5	11-4	4-11	6-9
16	10-6	12-4	5-11	6-10

1987

Wk	CIN	CLE**	HOU*	PIT
1	1-0	0-1	1-0	1-0
2	1-1	1-1	1-1	1-1
3	Game Cancelled (NFL Player Strike)			
4	1-2	2-1	2-1	2-1
5	2-2	2-2	3-1	2-2
6	2-3	3-2	3-2	3-2
7	2-4	4-2	4-2	4-2
8	2-5	4-3	5-2	4-3
9	2-6	5-3	5-3	5-3
10	3-6	6-3	6-3	5-4
11	3-7	7-3	6-4	6-4
12	3-8	7-4	6-5	6-5
13	4-8	7-5	7-5	7-5
14	4-9	8-5	7-6	8-5
15	4-10	9-5	8-6	8-6
16	4-11	10-5	9-6	8-7

1988

Wk	CIN**	CLE*	HOU*	PIT
1	1-0	1-0	1-0	1-0
2	2-0	1-1	2-0	1-1
3	3-0	2-1	2-1	1-2
4	4-0	2-2	3-1	1-3
5	5-0	3-2	3-2	1-4
6	6-0	3-3	4-2	1-5
7	6-1	4-3	5-2	1-6
8	7-1	5-3	5-3	2-6
9	7-2	6-3	6-3	2-7
10	8-2	6-4	7-3	2-8
11	8-3	6-5	7-4	2-9
12	9-3	7-5	8-4	2-10
13	10-3	8-5	9-4	3-10
14	11-3	9-5	9-5	4-10
15	11-4	9-6	10-5	4-11
16	12-4	10-6	10-6	5-11

1989

Wk	CIN	CLE**	HOU*	PIT*
1	0-1	1-0	0-1	0-1
2	1-1	2-0	1-1	0-2
3	2-1	2-1	1-1	0-2
4	3-1	3-1	2-2	2-2
5	4-1	3-2	2-3	2-3
6	4-2	3-3	3-3	3-3
7	4-3	4-3	4-3	3-4
8	5-3	5-3	4-4	4-4
9	5-4	6-3	5-4	4-5
10	5-5	7-3	6-4	4-6
11	6-5	7-3-1	7-4	5-6
12	6-6	7-4-1	7-5	6-6
13	7-6	7-5-1	8-5	6-7
14	7-7	7-6-1	9-5	7-7
15	8-7	8-6-1	9-6	8-7
16	8-8	9-6-1	9-7	9-7

1990

Wk	CIN**	CLE	HOU*	PIT
1	1-0	1-0	0-1	0-1
2	2-0	1-1	0-2	1-1
3	3-0	1-2	1-2	1-2
4	3-1	1-3	2-2	1-3
5	4-1	2-3	2-3	2-3



AFC CENTRAL DIVISION PLAYOFF RACES WEEK-BY-WEEK (1980-1998)

6	4-2	2-4	3-3	3-3
7	5-2	2-5	4-3	3-4
8	5-3	2-6	4-4	4-4
9	5-4	2-7	4-5	5-4
10	6-4	2-8	5-5	5-5
11	6-5	2-9	6-5	6-5
12	7-5	2-10	6-6	6-6
13	7-6	2-11	7-6	7-6
14	7-7	3-11	8-6	8-6
15	8-7	3-12	8-7	9-6
16	9-7	3-13	9-7	9-7

1991

Wk	CIN	CLE	HOU**	PIT
1	0-1	0-1	1-0	1-0
2	0-2	1-1	2-0	1-1
3	0-3	2-1	3-0	2-1
4	0-4	2-2	3-1	2-2
5	0-5	2-3	4-1	3-2
6	0-6	2-4	5-1	3-3
7	0-7	3-4	6-1	3-4
8	0-8	4-4	7-1	3-5
9	1-8	4-5	7-2	3-6
10	1-9	4-6	8-2	4-6
11	1-10	4-7	9-2	4-7
12	1-11	5-7	9-3	5-7
13	2-11	6-7	9-4	5-8
14	2-12	6-8	10-4	5-9
15	2-13	6-9	11-4	6-9
16	3-13	6-10	11-5	7-9

1992

Wk	CIN	CLE	HOU**	PIT**
1	1-0	0-1	0-1	1-0
2	2-0	0-2	1-1	2-0
3	2-1	1-2	2-1	3-0
4	2-2	1-3	3-1	3-1
5	2-3	2-3	4-1	3-2
6	2-4	3-3	4-2	4-2
7	2-5	4-3	5-2	5-2
8	3-5	4-4	5-3	6-2
9	4-5	5-4	5-4	6-3
10	4-6	5-5	6-4	7-3
11	4-7	5-6	6-5	8-3
12	4-8	6-6	7-5	9-3
13	4-9	7-6	8-5	10-3
14	4-10	7-7	8-6	10-4
15	5-10	7-8	9-6	10-5
16	5-11	7-9	10-6	11-5

1993

Wk	CIN	CLE	HOU**	PIT*
1	0-1	1-0	0-1	0-1
2	0-2	2-0	1-1	0-2
3	0-3	3-0	1-2	1-2
4	0-4	3-1	1-3	2-2
5	0-5	3-2	1-4	3-2
6	0-6	4-2	2-4	4-2
7	0-7	5-2	3-4	4-3
8	0-8	5-3	4-4	5-3
9	0-9	5-4	5-4	6-3
10	0-10	5-5	6-4	6-4
11	1-10	5-6	7-4	6-5
12	1-11	6-6	8-4	7-5
13	1-12	6-7	9-4	8-5
14	2-12	6-8	10-4	8-6

15	3-12	7-8	11-4	8-7
16	3-13	7-9	12-4	9-7

1994

Wk	CIN	CLE*	HOU	PIT**
1	0-1	1-0	0-1	0-1
2	0-2	1-1	0-2	1-1
3	0-3	2-1	0-3	2-1
4	0-4	3-1	1-3	2-2
5	0-5	4-1	1-4	3-2
6	0-6	5-1	1-5	4-2
7	0-7	6-1	1-6	5-2
8	0-8	6-2	1-7	5-3
9	1-8	7-2	1-8	6-3
10	2-8	8-2	1-9	7-3
11	2-9	8-3	1-10	8-3
12	2-10	9-3	1-11	9-3
13	2-11	9-4	1-12	10-3
14	2-12	10-4	1-13	11-3
15	2-13	10-5	1-14	12-3
16	3-13	11-5	2-14	12-4

1995

Wk	CIN	CLE	HOU*	JAX	PIT**
1	1-0	0-1	1-0	0-1	1-0
2	2-0	1-1	1-1	0-2	2-0
3	2-1	1-2	1-2	0-3	2-1
4	2-2	2-2	2-2	0-4	2-2
5	2-3	2-3	2-3	1-4	3-2
6	2-4	2-4	2-4	2-4	3-3
7	3-4	2-5	2-5	2-5	3-4
8	3-5	3-5	3-5	3-5	4-4
9	3-6	4-5	4-5	3-6	5-4
10	4-6	4-6	4-6	3-7	6-4
11	4-7	4-7	4-7	3-8	7-4
12	5-7	5-7	5-7	3-9	8-4
13	5-8	5-8	5-8	3-10	9-4
14	6-8	5-9	5-9	3-11	10-4
15	6-9	6-9	6-9	3-12	11-4
16	7-9	7-9	7-9	4-12	11-5

1996

Wk	CIN	BAL	HOU	JAX*	PIT**
1	0-1	1-0	0-1	1-0	0-1
2	0-2	1-1	1-1	1-1	1-1
3	1-2	1-2	2-1	1-2	2-1
4	1-3	2-2	2-2	1-3	3-1
5	1-4	2-3	3-2	2-3	4-1
6	1-5	2-4	4-2	2-4	5-1
7	1-6	2-5	5-2	3-4	5-2
8	2-6	3-5	5-3	3-5	6-2
9	3-6	3-6	5-4	3-6	7-2
10	4-6	3-7	6-4	4-6	7-3
11	4-7	3-8	6-5	4-7	8-3
12	5-7	3-9	6-6	5-7	9-3
13	5-8	4-9	7-6	6-7	9-4
14	6-8	4-10	7-7	7-7	10-4
15	7-8	4-11	7-8	8-7	10-5
16	8-8	4-12	8-8	9-7	10-6

1997

Wk	CIN	BAL	JAX*	TEN	PIT**
1	1-0	0-1	1-0	1-0	0-1
2	1-1	1-1	2-0	1-1	1-1
3	1-2	2-1	3-0	1-2	1-2

4	1-3	3-1	3-1	1-3	2-2
5	1-4	3-2	4-1	1-4	3-2
6	1-5	3-3	5-1	2-4	4-2
7	1-6	3-4	5-2	3-4	5-2
8	1-7	4-4	5-3	4-4	6-2
9	2-7	4-5	6-3	4-5	6-3
10	3-7	4-6	7-3	5-5	7-3
11	3-8	4-6-1	8-3	5-6	8-3
12	4-8	4-7-1	8-4	6-6	8-4
13	4-9	4-8-1	9-4	7-6	9-4
14	5-9	5-8-1	9-5	7-7	10-4
15	6-9	6-8-1	10-5	7-8	11-4
16	7-9	6-9-1	11-5	8-8	11-5

1998

Wk	CIN	BAL	JAX**	TEN	PIT
1	0-1	0-1	1-0	1-0	1-0
2	1-1	1-1	2-0	1-1	2-0
3	1-2	1-2	3-0	1-2	2-1
4	1-3	2-2	4-0	1-3	3-1
5	2-3	2-3	5-0	2-3	3-2
6	2-4	2-4	5-1	3-3	4-2
7	2-5	2-5	5-2	3-4	5-2
8	2-6	2-6	6-2	4-4	5-3
9	2-7	3-6	7-2	5-4	6-3
10	2-8	3-7	8-2	6-4	6-4
11	2-9	4-7	8-3	6-5	7-4
12	2-10	5-7	9-3	6-6	7-5
13	2-11	5-8	10-3	7-6	7-6
14	2-12	5-9	10-4	8-6	7-7
15	3-12	5-10	10-5	8-7	7-8
16	3-13	6-10	11-5	8-8	7-9

1999

Wk	CIN	CLE	BAL	JAX**	TEN*	PIT
1	0-1	0-1	0-1	1-0	1-0	1-0
2	0-2	0-2	0-2	2-0	2-0	2-0
3	0-3	0-3	1-2	2-1	3-0	2-1
4	0-4	0-4	2-2	3-1	3-1	2-2
5	1-4	0-5	2-3	4-1	4-1	2-3
6	1-5	0-6	2-4	5-1	5-1	3-3
7	1-6	0-7	2-5	6-1	6-1	4-3
8	1-7	1-7	3-5	7-1	6-2	5-3
9	1-8	1-8	3-6	8-1	7-2	5-4
10	1-9	2-8	4-6	9-1	8-2	5-5
11	1-10	2-9	4-7	10-1	9-2	5-6
12	2-10	2-10	5-7	11-1	9-3	5-7
13	3-10	2-11	6-7	12-1	10-3	5-8
14	4-10	2-12	7-7	13-1	11-3	5-9
15	4-11	2-13	8-7	13-2	12-3	6-9
16	4-12	2-14	8-8	14-2	13-3	6-10

** Division Champion

* Wild Card team

Qualified for Super Bowl Tournament

ALL-TIME NUMBERS

- 00 Johnny Clement (46-48)
- 0 Jack Collins (52)
- 1 **Anthony Wright (99)**, Gary Anderson (82-94), Dave Trout (81), Merlyn Condit (40), Warren Heller (36), ___ Zehr (35)
- 2 Matt George (98), Jon Staggers (70-72), Bill LaJousky (36), Sigurd Sandberg (35)
- 3 **Kris Brown (99)**, Rohn Stark (95), Mark Royals (92-94), Andy Tomasic (42), Bill Dudley (42), Thomas Thompson (40), Maurice Bray (35)
- 4 **Josh Miller (96-99)**, Dan Stryzinski (90-91), Andy Tomasic (42), Frank Bykowski (40), Mel Pittman (35)
- 5 David Trout (87r), Craig Colquitt (78-81, 83-84), Terry Hanratty (69-76), John Binotto (42), Henry Bruder (40), George Rado (36), Gene Augustfemer (35)
- 6 Bobby Brister (86-92), Jim Elliott (67), Chester Johnson (40), ___ Cosgrove (35)
- 7 Pete Gonzalez (98-99), Reggie Collier (87r), Jack Kemp (57), John Lyle (56), James Finks (51-52, 54-55), Leroy Zimmerman (43), Reggie Coldagelli (40), ___ Reznichak (35)
- 8 Everett Fisher (40), Joseph Yurcic (40), ___ DeLuca (35)
- 9 Norm Johnson (95-98), Matt Bahr (79-80), Dick Brown (69), John Foruria (67-68), George Kick (40), ___ Bush (35)
- 10 **Kordell Stewart (95-99)**, John Bruno (87r), Scott Campbell (84-86), Roy Gerala (71-78), Kent Nic (67-69), Ron Smith (66), Rudy Bukich (60-61), Dan Nolan (59), Earl Morrall (57-58), Alex Sherman (43), Russell Cotton (42), Boyd Brumbaugh (40), Byron (Whizzer) White (38), Dom Cara (37), Wayne Sandefur (36), Stan Olejnicka (35), Marv Ellstrom (35)
- 11 Mike Quinn (97), Rick Strom (89-93), Jeff Quinn (82), Gene Mingo (69), Rich Badar (67), Ron Meyer (65), Howard Hartley (49-51), Norm Mosley (48), Curtis Sandig (42), John Schmidt (40), John Yurchay (40), Mike Basrak (37), Maurice Bray (36), ___ Valenti (35), ___ Van Horn (35)
- 12 Terry Bradshaw (70-83), Terry Nofsinger (63-64), Jack Scarbath (56-57), Vic Eaton (55), Stan Zajdel (51), Nick Skoric (48), Dick Riffle (42), Morgan Tiller (42), William Patterson (40), Bill Davidson (37), Henry Weisenbaugh (35), Alex Rado (35)
- 13 Bill Mackrides (54), Lee Mulleneaux (36), ___ Redding (35), ___ Harbes (35)
- 14 Shane Edge (96), Neil O'Donnell (90-95), Todd Blackledge (88-89), Alan Watson (70), Bill Shockley (68), Bill Nelsen (63-67), Vic Eaton (54), Ed Kissell (52-54), Lynn Chandnois (51), Joseph Maras (40), George Kase (36-37), George Nickisch (35), John Gilda (35)
- 15 Bobby Shaw (98), Steve Bono (87-88), Mike Kruczek (76-79), George Izo (65), Ed Brown (62-64), Ted Laux (43), Vernon Martin (42), John Blood McNally (37), Vic Vidoni (35), Warren Heller (35)
- 16 Jim Miller (94-96), Mark Malone (80-87), Neil Graft (76-77), Dock Mosley (69), Ken Hebert (68), Tommy Wade (64-65), John Green (60), Len Dawson (57-59), Dave Andzjewski (56), Gonzales Morales (47-48), Allan Donelli (42), Carroll Raborn (36-37), Clarence Janeczek (35), Ben Ciccone (35)
- 17 Curtis Marsh (97), John Goodson (82), Joe Gilliam (72-75), Dick Shiner (68-69), Ted Marchibroda (55), Paul Held (54), Maurice Duncan (54), Gary Kerkorian (52), Joe Glamp (47-49), Joe Hogue (42), Armand Nicolai (35-37, 40), Bob Hall (35)
- 18 Mike Tomczak (93-99), Harry Newsome (85-89), Cliff Stoudt (77-83), Terry Nofsinger (61-62), Jack Stephens (59), Jack Kemp (57-58), Ted Marchibroda (55-57), Pat Brady (54), Chuck Ortmann (52), Alex Lukachik (42), Frank Sullivan (40), Max Fiske (37), Loran Ribble (35), George Rado (35)
- 19 Andre Coleman (97), David Woodley (84-85), Maury Duncan (56), Pat Stark (56), George Somers (42), Max Fiske (37), Vic Vidoni (36), ___ Turner (35), ___ Johnson (35)
- 20 **Dewayne Washington (98-99)**, Erric Pegram (95-96), Dwight Stone (87-94), Ernest French (82), Rocky Bleier (71-80), Paul Martha (64-69), Jack Stanton (61-62), Bill Butler (61), Jack Morris (60), Don Sutherin (59), Jack Call (59), Dick Christy (58-59), Eugene Cichowski (57-58), John Howle (56), Gene Rossi (56), Pat Stark (54), Howard Hartley (52), George Sirochman (42), Elmer Hackney (42), ___ Rondour (35), Wilbur Sortet (34-37, 40)
- 21 **Amos Zereoue (99)**, Bo Orlando (98), Donnell Woolford (97), Dean Friesen (93-96), Richard Bell (90), Greg Lee (88), Eric Williams (83-86), Tony Dungy (77-78), Glenn Scolnick (73), Gene Mingo (70), Jim Shorter (69), Jim Bradshaw (64), Karl Karliwacz (61), Lou Levanti (51), Chuck Cherundolo (42, 48), Lou Tomasetti (40), John Vaughan (35)
- 22 Terrance Joseph (98), John L. Williams (94-95), Larry Griffin (87-93), Rick Woods (82-85), Ernie Pough (76), Dick Conn (74), Bobby Layne (58-62), Richie McCabe (58), Fred Bruney (57), Lowell Lander (56), Jack Zachary (54), Harold Payne (52), Jerry Nuzum (48-49, 51-52), Ralph Wenzel (42), John Klumb (40), Frank Ivy (40), Silvio Zaninelli (35-37)
- 23 **Jason Simmons (98-99)**, Anthony Daigle (94-95), Sammy Walker (91-92), Tim Tyrrell (89), Spark Clark (87r), Chris Brown (83-85), Fred Bohnannon (82), Mike Wagner (71-80), Bob Campbell (69), Jim "Cannonball" Butler (65-67), Bill "Red" Mack (61-63), Harold Payne (52), Joe Gasparella (51), Ed Paskey (51), Bill Pavlikowski (51), Armand Nicolai (42), John Berdelli (40), Rocco Pirro (40), John Gilda (36), ___ Oliver (35)
- 24 Chris Oldham (95-99), Tim McKyer (94), Richard Shelton (91-93), Rodney Carter (88-89), Rich Erenberg (84-86), J.T. Thomas (73-81), Kenny Graham (70), Jon Henderson (68-69), Jim Bradshaw (64-65), John Sample (61-62), Bob Luna (59), Clive Bullion (59), Billy Wells (57-58), Dick Hughes (57), Henry Ford (56-57), Richie McCabe (55, 58), Russ Craft (54), Claude Hipps (52), Ed Brett (37), John Turley (36), ___ Souffley (35)
- 25 Fred McAfee (95-98), Gary Jones (90-91, 93-94), David Arnold (89), Anthony Tuggle (85-87), Greg Best (83), Marvin Cobb (80), Ray Oldham (78), Ron Shanklin (70-74), Don Shy (67-69), Jerry Simmons (63, 66), Kraig Loquist (65), Roy Curry (63), David Ames (60), Ray Mathews (52, 54-59), Heck Hensley (51), Jack Butler (50), John Naiota (42), Coley McDonough (40), Vince Sites (36-37), Bill Snyder (35), Ben Smith (34)
- 26 **Deshea Townsend (98-99)**, Rod Woodson (87-96), John Swain (85-86), Scoop Gillespie (84), Preston Pearson (70-74), John Sodaski (69), Rocky Bleier (68), Brady Keys (61-67), Joe Scudero (60), Ron Hall (59-60), Gary Glick (57-59), Lou Baldacci (56), Dewey McConnell (54-55), Ed DeCarlo (54), Bill Robinson (52), Bill Holcomb (37), Ed Skorninski (36), Joe Wiehl (35), John Oehler (34)
- 27 **Travis Davis (99)**, Willie Williams (93-96), Thomas Everett (88-91), Greg Hawthorne (79-83), Glen Edwards (71-77), Clarence Oliver (69-70), Bill Mack (65), Dick Haley (61-64), Dean Derby (57-61), Ted Weger (57), Gary Glick (56), Lou Baldacci (56), Tad Weed (55), Jim Brandt (52-54), Fran Rogel (51), George Papach (48-49, 51), John Butler (43), Dick Riffle (42), Clarence Thompson (37), Ed McDonald (36), Charles Casper (35), George Kavel (34)
- 28 John Jenkins (98), Alvoid Mays (95), Lupe Sanchez (86-88), Robert Williams (84), Alvin Maxson (77-78), Ocie Austin (70-71), Clendon Thomas (62-68), Henry Clement (61-62), Rex Johnston (60), Don Nikles (60), Don Bishop (59), Jim Smith (59), George Volkert (58), Dick Hughes (57), Lou Cimaroli (56), Leon Campbell (55), Ed Kissell (55), Al Brosky (54), Pat Brady (52), Tony Mومن (51), John Grubbe (51), Bob Davis (48-49), Theo Doyle (40-42), Sigurd Sandberg (36-37), ___ Chase (35)
- 29 **Lance Brown (98-99)**, Randy Fuller (95-97), Barry Foster (90-94), Cornell Gowdy (87-88), Ron Johnson (77-84), Brent Sexton (77), John Dockery (72-73), Fred Barry (70), Bob Hohn (65-69), Joe Smaltz (60-63), Walt Williamson (59), Lowell Lander (56), Joe Lamas (42), Don Campbell (40), Stu Smith (37), Ben Smith (35)
- 30 **Chad Scott (97-99)**, Victor Jones (93), Frank Pollard (83-88), Larry Anderson (78-81), Terry Cole (70), Bill Asbury (66-69), Bob Harrison (64), Tom Tracy (58-63), Ed Sears (58), Stan Zajdel (52), Truett Smith (51), Vince Ragunas (49), Bill Garnaas (48), George Gonda (42), Don Looney (42), Stan Pavkov (40), Joe Cardwell (37), John Karcis (36), Norm Greeney (35)
- 31 Donnie Shell (74-87), Al Young (72), Carl Crennel (70), Ed Holter (64), C.R. Roberts (59), Larry Krutko (58), Bill Hewitt (43), Bob Masters (43), Tony Bova (42)
- 32 Franco Harris (72-83), Hubie Bryant (70), Ken Liberto (69), Byron McCabe (68), Joe Womack (62-63), Willie Simpson (61), Ted Wianowski (56), Charles Gauer (43), Tom Brown (42), Ben Vaznelis (42), Henry Marker (34)
- 33 **Richard Huntley (98-99)**, Byron "Bam" Morris (94-95), Merrill Hoge (87-93), Harvey Clayton (83-86), Anthony Anderson (79), John Fuqua (70-76), Walt Mitchell (69), Theron Sapp (63-65), Dick Young (58), Fran Rogel (54-57), Jerry Shipkey (51-52), George Murphy (51), Charles Seabright (48-49), Stephen Sader (43), Allan Donelli (42), Walter Lamas (42), Walter Strosser (42), George Piatkous (40), John Gilda (37), Joe Malkovich (53), Silvio Zaninelli (34)
- 34 Tim Lester (95-98), Leroy Thompson (91-93), Walter Abercrombie (82-87), Andy Russell (66-76), Bob Soleau (64), Bob Simms (62),

ALL-TIME NUMBERS (continued)

- Charles Scales (60-61), Leo Elter (58-59), Lem Harkey (55), Paul Cameron (54), Fran Rogel (52), Hubbard Law (42), Warren Heller (34)
- 35 Carlos King (98), Fred McAfee (94), Delton Hall (87-91), Ray Williams (87r), Jack Deloplane (76-79), Steve Davis (72-74), Booth Lusteg (68), Tom Watkins (66), John Henry (60-65), Rudy Hayes (59), Paul Younger (58), Dick Young (57), Charles Shepard (56), Sam Pino (56), Tom Calvin (52, 54-55), Joe Geri (49-51), Bill Dudley (42), John Schiehl (42), Walt Kiesling (37), Ed Karp (36), John Blood McNally (34)
- 36 Jerome Bettis (96-99), Fred Foggie (94), David Hughes (86), Todd Spencer (84-85), Guy Ruff (82), Wentford Gaines (77), Dave Brown (75), Jim Brumfield (71), Don McCall (69), Charlie Blivins (67), Clarence Peaks (64-65), Andy Russell (64), Wilbert Scott (61), Rudy Hayes (60, 62), Marion Motley (55), John Woudenberg (40, 42), Ed Karp (36-37, 40), Basilio Marchi (34)
- 37 Camell Lake (89-98), Kelvin Middleton (87r), Donnie Elder (86), Frank Wilson (82), Laverne Smith (77), Bill Cahill (73), Charles Beatty (69-70, 72), Bob Morgan (67), Bob Smith (66), Ken Kirk (62), Mike Henry (60-61), Bo Dickinson (59), Dale Atkinson (57-58), Marion Motley (55), Burrell Shields (54), Jack Wagner (54), Jack Spinks (52), Joe Hollingsworth (51), Henry Minarik (51), Bill McPeak (49), Ernest Steele (43), Clure Mosher (42), Mose Kelsch (34)
- 38 Jon Witman (96-99), Tim Worley (89-91, 93), Rock Richmond (87r), Elton Veals (84), Sidney Thornton (77-81), Ed Bradley (72-75), Earl Gros (67-69), Mike Lind (65-66), Frank Pastin (42), ___ Love (34)
- 39 Darren Perry (92-98), Rick Moser (79-82), Sidney Thornton (78), Bobby Walden (68-77), Larry Kruklo (58-61), Allan Cann (58), Sid Watson (55-57), Leo Elter (54), Ed Modzelewski (52), David Bernard (42), George Dobash (42), John Perko (37, 40), Max Fiske (36), Armand Nicolai (34)
- 40 Myron Bell (94-97), Stan Smagala (92), Richard Shelton (90), Eric Wilkerson (89), Dan Reeder (86-87), Anthony Corley (84), Randy Reutershan (78), Preston Carpenter (60-63), Russ Craft (54), George Hughes (51), Mike Rodak (42), Carl Nery (40), Hayden Mayhew (37), Rudy Tesser (34-35)
- 41 Lee Flowers (95-99), Solomon Wilcoits (92), Kevin Smith (91), Chris Sheffield (86-87), Sam Washington (82-85), Tom Moriarty (80), Nat Terry (78), Dennis Meyer (72-73), Larry Elkins (69), Bernie Wyatt (62), Earl Girard (57-58), Fred Bruney (56), Lowell Perry (56), Dick Doyle (55), Johnny Lattner (54), Tony Bova (42)
- 42 Randy Cuthbert (93), Warren Williams (88-92), Dave Edwards (85-87), Anthony Washington (81-82), Dick Hoak (61-70), Lowe Wren (60), Dick Alban (56-59), Jim Hill (55), Dick Collins (52), Pat Brady (52), Joe Hollingsworth (49-51), Harry Sweesy (51), Ray Evans (48), Walter Kichelski (42), Samuel Boyd (40)
- 43 George Jones (97), Steve Avery (94-95), Shawn Vincent (91), Ray Wallace (89), Earnest Jackson (87-88), Tim Harris (83), Frank Lewis (71-77), Erwin Williams (69), Glen Glass (63), Overton Curtis (61), Tom Barnett (59-60), Fay Mitchell (58), William Bowman (57), Jim Hill (55), Jack Hinkle (43)
- 44 Terry Richardson (96), D.J. Johnson (89-93), Rodney Carter (87), Henry Odom (83), Frank Pollard (80-82), Mike Collier (75-76), Lee Calland (69-72), Bob Wade (68), Bill Daniels (61-66), Bert Rechichar (60), Art Davis (58), Earl Girard (57), Vic Pollock (52), Ray Mathews (51), Dick Hensley (51), Tony Compagno (48), John Sanderson (42), Stu Smith (40), Carl Littlefield (41), Bill Breodon (37), Forrest Douds (34-35)
- 45 Chris Fumatu-Ma'afala (98-99), Chuck Sanders (86-87), Russell Davis (80-83), Jim Allen (74-77), John Nice (69), Dick Compton (67-68), Ralph Felton (58), Brad Myers (57), Art Davis (56), Paul Cameron (54), Bob Cifers (47-48), Walter Kichelski (40, 42), Norm Greeney (34)
- 46 Troy Sadowski (97-98), Reggie Harrison (74-77), Warren Bankston (69-73), Chet Anderson (67), Frank Lambert (65-66), Phil King (64), Bob Ferguson (62-63), Bob Coronado (61), Fred Williamson (60-61), Charley Tolar (59), Billy Reynolds (58), Bill Walsh (49-51), Ed Ryan (48), Arthur Albrecht (42)
- 47 Scott Shields (99), Bruce Jones (87r), Cameron Riley (87), Steve Morse (85), Mel Blount (70-83), Marv Woodson (64-69), Jackie Simpson (61-62), Dick Moegle (60), Izzy Weinstock (37), Ed Matesic (36)
- 48 A.J. Ofodile (95), David Little (81), John Rowser (70-73), Gary Ballman (62), Leroy Reed (58), Lionel Reed (56), Joe Gasparella (48, 51), Eberle Schultz (42), Jesse Quatse (34)
- 49 Barron Miles (95), Dwayne Woodruff (79-90), Ralph Anderson (71-72), John Sodak (70), Lou Harris (68-69), Amos Bullock (66), Bob Sherman (64-65), Ronnie Hall (59), William Bowman (57), Lynn Chandnois (52, 54-56), Charles Orman (51), Jerry Shipkey (48-49), Bob Thurban (43)
- 50 Earl Holmes (96-99), Reggie Barnes (93), David Little (80-92), Darryl Knox (87r), Tom Graves (79), Jim Clack (69-77), Bill Saul (64, 66-68), John Reger (55-63), Stan Sheriff (54), Melvin Fulwyler (54), George Tarasovic (52), Al Wukits (43), Harold Hinte (42), Nick Studen (42), John Noppenburg (40)
- 51 Carlos Emmons (96-99), Ed Robinson (94), Chuck Lanza (88-89), Paul Oswald (87), John Lott (87r), Dan Turk (85-86), Loren Toews (73-83), Bob Maples (71), Jim Powell (66), Ken Henson (65), Buzz Nutter (61-64)
- 52 Mike Webster (74-89), Jim O'Shea (71), Sid Williamson (69), Mike Connelly (63), Gene Breen (65), Jack Klotz (59), George Tarasovic (57-58), Charles Lattimer (54), Ray Graves (43)
- 53 Steven Conner (96-98), Bryan Hinkle (81-93), Dennis Winston (77-81), Greg Blankenship (76), Ray Pinney (76), Henry Davis (70-73), John Campbell (65-69), Ken Kirk (62), George Tarasovic (56), Theo Grabinski (40), Byron Haines (37)
- 54 Mike Schneck (99), Donta Jones (95-98), Hardy Nickerson (87-92), Fred Sam (85), Craig Bingham (82-84, 87r), Zack Valentine (79-81), Dave LaCrosse (77), Marv Kellum (74-76), Doug Fisher (69-70), Max Messner (64-65), Val Jansante (46-51)
- 55 Joey Porter (99), Jerry Olasavsky (90-97), Darin Jordan (88), Ken Woodard (87r), Denis Winston (85-86), Rick Donnalley (82-83), Jon Kolb (69-81), Pat Killorin (66), Dan James (60), Buck Grover (59), John Cenci (56), Lou Tepe (55), Tony Momsen (51), Charles Mehlich (46-51), Mill Simington (42)
- 56 Mike Vrabel (98-99), Patrick Scott (95-96), Rico Mack (93-94), Rob McGovern (91), Tyrone Stowe (87), Robin Cole (77-87), Ray Mansfield (68-76), Bob Rowley (63), George Tarasovic (56), Marvin Matuszak (55), Fred Broussard (55), Bill Walsh (51-52, 54), Bob Balog (49-50, 51)
- 57 John Fiala (98-99), Eric Ravotti (94-96), Jerro Williams (90-92), Mike Merriweather (82-87), Sam Davis (67-79), Art Hunter (65), Ed Beatty (57-61), Jim Taylor (56-57), Dick Flanagan (54-55), Frank Sinkovitz (47-52)
- 58 Jack Lambert (74-84), Chuck Allen (70-71), Ed Pine (65), Gail Clark (63), Roger Pillath (60)
- 59 Todd Seabaugh (84), Jack Ham (71-82), Ray May (67-69), Lou Levanti (51-52), Paul O'Brien (51)
- 60 Anthony Brown (99), Mark Rodenhausen (98), Kendall Gammon (92-95), Brian Blankenship (87-91), Randy Rasmussen (86), Ben McGee (64-72), Rudy Hayes (61), Don Rohrer (60), Dale Dodrill (51-52, 54-59), Paul Salata (51), Leo Noble (48-49), Ed Michaels (43)
- 61 Greg Black (95), Tim Simpson (94), Dean Caliguire (91), Charlie Dickey (87r), Blake Wingle (83-85), Tyrone McKee (80-82), Brian Stenger (69-73), Jerry Mazzanti (67), Eli Strand (66), Fran Mallick (65), Rianti Gurnells (65), Ed Meyer (60), Ted Karras (58-59), Marv McFadden (56), Marv Matuszak (55), Lou Tepe (54-55), Dick Miller (52), Gordon Paschka (43)
- 62 Roger Duffy (98-99), Tom Myslinski (96-97), Todd Kalis (94), Tunch Ikin (80-92), Jim Wolf (74-75), Ralph Weizel (66-71), Mike Sandusky (57-65), Art Michalik (55-57), Pete Ladygo (54), Dick Tomlinson (51-52), Steve Suhey (48-49)
- 63 Dermontti Dawson (88-99), Robert Washington (87r), Pete Rostovsky (84-86), Thom Dombrock (79), Ernie Holmes (72-77), Rod Breedlove (65-67), Art Anderson (63), Pete Perrault (62), Jim Palmer (61), John Perkins (59), Bob Dougherty (58), George Tarasovic (56), Hal Hunter (56), Al Maier (55), Bill Pearman (54), Darrell Hogan (49, 51-52), Dick Mace (51)
- 64 Kenny Davidson (90-93), Jerry Reese (88), Alan Huff (87r), Edmund Nelson (82-87), Steve Furness (72-80), Chuck Hinton (64-71), John Kapele (60-62), Bill Krisher (58-59), Bill Michael (57), Marv Matuszak (56-57), Don Penza (56), Don Earley (56), Joe Tyrell (55), Rudy Andabaker (52-54), Bryant Meeks (47-48), Clark Goff (40), John Karcis (37)
- 65 Alan Faneca (98-99), John Jackson (88-97), Jim Boyle (87), Ray Pinney (85-87), Tom Beasley (78-83), Lloyd Voss (66-71), Bob Nichols (65), Tom Bettis (62), John Nisby (57-61), Bob O'Neil (57), Ralph Jecha (56), Wayne Edmonds (56), George Hughes (51-52, 54-55), Louis Allen (51), John Mastrangelo (48)
- 66 Jim Sweeney (96-99), Siulagi Palelei (94), Donald Evans (90-93), Mark Behning (86), Ted Petersen (77-83), Bruce van Dyke (67-73), Myron Pottios (67-63, 65), Dick Campbell (58-



ALL-TIME NUMBERS (continued)

- 60, Aubrey Rozelle (57), Gerald Leahy (57), George Kennard (57), Marv Matuszak (56), John Schweder (54-55), Pete Ladygo (52), Don Samuel (49-51)
- 67 **Shar Pourdanesh (99)**, Jamain Stephens (96-98), Duval Love (92-94), Mike Hinnant (89), Gary Dunn (76, 78-87), Craig Hanneman (72-73), Clarence Washington (69-70), Dick Capar (68), Bob Schmitz (61-64, 66), Earl Butler (60), Claude Billingsley (59), John Nisby (57), Ralph Freeman (57), Jerry Jacobs (56), Nick Feher (55), George Onesky (55), Truett Smith (52), Enio Conti (43)
- 68 Brenden Stai (95-99), Lonnie Palelei (93), Mike Withycombe (91), Lorenzo Freeman (87-90), Jeff Lucas (87), L.C. Greenwood (89-91), Mike Magac (65-66), Ron Stenhower (60-64), Mike Henry (59), Bob Dougherty (58), Ed Beatty (57), Frank Palmisano (54), John Schweder (51-52), Alex Aurilio (51), Floyd Simpson (51)
- 69 Ariel Solomon (91-95), Ben Thomas (88), David Opfar (87), Gabe Rivera (83), Fred Anderson (78), Jerry Hillebrand (68-70), Buck Grover (60), Bob Stark (59), Mike Innucci (56)
- 70 Ernie Stautner (51-63), Darwin Horn (51)
- 71 Orpheus Roye (96-99), Dan Fike (93), Tom Ricketts (89-91), Ted Petersen (87), Emil Boures (83-84), Gordon Gravelle (72-76), Dick Arndt (61), Charles Bradshaw (61-66), Ken Longenecker (61), Joe Lewis (58-60), John Coyne (56), Frank Kilroy (43)
- 72 **Wayne Gandy (99)**, Bernard Dafney (96), Leon Searcy (92-95), Buddy Aydelette (87), Ray Snell (87-85), Gerry Mullins (71-79), Joe Greene (69), Fran O'Brien (66-68), Ray Lemek (62-65), Dick Klein (61), Byron Beams (59-60), John Simerson (59), Darrell Dess (58), Bill Schmitt (58), Willie Lee (57), Sid Fournet (57), Bob Gaona (54-57), Earl Murray (52), Alex Small (52), Paul Lea (51), Dale Dodd (51), Red Moore (47-49), Ted Doyle (43)
- 73 Justin Strzelczyk (90-99), Craig Wolfley (80-89), Rick Druschel (74-75), Rick Sharp (70-71), Ernie Ruple (68-69), Ray Mansfield (63-67), Frank Atkinson (63), John Baker (62), George Balthazar (61), Will Renfro (60), Ray Fisher (59), Fran Holohan (56), Carl Holben (64), Joseph Fagan (54), Frank Letteri (52), Louis Allen (51-52), Darrell Hogan (51), Bill Cregar (48)
- 74 Nolan Harrison (97-99), Terry Long (84-91), Mark Kirchner (83), Ray Pinney (76-82), Dave Reavis (74-75), Tom Keating (73), John Brown (67-71), Riley Gunnels (65-66), Urban Henry (64), Lou Cordileone (62-63), John Kenerson (62), George Strugar (62), George Denko (61), Frank Varrichione (55-60), John Lapsley (54), Pete Ladygo (52)
- 75 Joe Greene (69-82), Ken Kortas (65-69), Joe Krupa (56-64), Nick Boklovac (54), Dick Fugler (52), Jack Gearding (52), George Hays (51), John Schweder (51), Jack Wiley (48-49)
- 76 **Kevin Henry (93-99)**, Rollin Putzier (88), Jerry Quick (87), Glen Howe (85), John Banaszak (75-81), Glen Ray Hines (73), Burt Askson (71), Mike Haggerty (67, 69-70), Gene Lipscomb (61-62), Ken Longenecker (60), George Belotti (59), Bill McClung (55-58), Pete Ladygo (54-55), Don Tasotti (54), Doug Conaway (52), Tom Brown (42)
- 77 **Kris Farris (99)**, Will Wolford (96-98), Carlton Haselrig (90-93), Jim Boyle (87-88), Mark Smith (87r), Steve August (84), Steve Courson (78-83), Charlie Davis (74-75), Mel Holmes (71-73), Mike Taylor (68-69), Dan James (61-66), Billy Ray Smith (58-60), Tom O'Brien (58), Gus Cifelli (54), Tom Palmer (54-55), John Schweder (52), Walter Snot (52), Ray Matthews (51), Bob Gage (49-50), Paul Davis (48)
- 78 **Chris Conrad (98-99)**, Taase Faumui (94-95), Garry Howe (92), Tim Johnson (87-89), Mark Catano (84-85), Dwight White (71-80), Frank Parker (68-69), John Baker (63-67), Dick Loncar (60), Dave Liddick (57), John Muldowney (56), Lou Ferry (52, 54-55), George Nickisch (52), Carl Samuelson (51), Nick DeRosa (51)
- 79 Paul Wiggins (97), James Parrish (95), John Rienstra (86-90), Larry Brown (77-84), Larry Gagner (66-69), Lou Michaels (61-63), John Scott (60), Riley Gunnels (59), John Simerson (58), Tom Gulian (57), Dick Murley (56), Jim Emmons (56), Dick Modzelewski (55), Ernie Cheatham (54), Walter Barnes (52), Frank Wydo (47-51), Vic Sears (43)
- 80 **Matt Cushing (99)**, Jahine Arnold (96-98), Johnnie Barnes (95), Charles Davenport (92-94), Mark Stock (89), Theo Young (87), Russell Hairston (87r), Warren Seitz (86), Frank Pokorny (85), Wayne Capers (83-84), Joe Fowlkes (60), Jack Butler (51-59), George Hays (51)
- 81 **Troy Edwards (99)**, Charles Johnson (94-98), Jeff Graham (91-93), Mike Hinnant (88), Lynel Alston (87), Darrell Nelson (84-85), Paul Skansi (83), Elbie Nickel (48-49, 51-57)
- 82 **Bobby Shaw (99)**, Henry Bailey (98), Yancey Thigpen (92-97), Derek Hill (89-90), John Stallworth (74-87), Dave Williams (73), Dennis Hughes (70-71), John Hilton (65-69), Chuck Logan (64), Tom Miner (58), Bob Gunderman (57), Don Fritz (56), Ed Meadows (55), Pat Brady (55), Joe Zombek (44), Ernie Cheatham (54), Bill Pearman (54), George Hays (52), Henry Minark (51), Bill Long (49-50)
- 83 **Malcolm Johnson (99)**, David Dunn (98), Andre Coleman (98), Corey Holiday (95-97), Louis Lippis (84-91), Melvin Anderson (87r), Willie Sydnor (82), Theo Bell (76-80), Barry Pearson (72-73), Don Alley (69), Mike Clark (64-67), John Brown (61), Buddy Dial (59), Dick Lucas (59), Ed Bernet (58), John Nisby (57), Leo Bigbie (57), Fred Glatz (56), Ed Bernet (55), Dewey Brundage (54), Kirk Hinderluder (54), Roger Bradford (54)
- 84 **Jerame Tuman (99)**, Harold Bishop (98), Kirk Botkin (96-97), Tracey Greene (95), Walter Rasby (94), Tim Jordan (92-93), Mike Mularkey (89-91), Jeff Markland (88), Dandell Lee (87), Chris Kolodziejki (84), Danzell Grossman (74-80), Chuck Dicus (73), Tony Jeter (66-68), Lee Folkins (65), Buddy Dial (60-63), Gen Nagler (59), R.K. Brown (59), Bill McPeak (51-52, 54-57), Larry Cabrelli (43)
- 85 Mitch Lyons (97-99), Jonathan Hayes (94-96), Craig Keith (93), Russ Campbell (92), Terry O'Shea (89-90), Troy Johnson (88), Calvin Sweeney (86-87), Ernie Pough (76-77), Dave Davis (73), Bob Adams (69-71), Jerry Marion (67), Gary Ballman (63-66), Bob Schneiker (62), Clayton Tave (60), Don Bishop (58-59), Bill Michael (57), Joe O'Malley (55-56), Joe Zombek (54-55), Dick Hensley (52), Val Jansante (51), Fred Smith (51), Tony Bova (43)
- 86 **Hines Ward (98-99)**, John Farquhar (96), Damon Mays (95), Eric Green (90-94), Preston Gotthard (85-88), Ralph Britt (87r), Gregg Garrity (83-84), Jim Smith (77-82), Reggie Garrett (74-75), Glenn Scolnick (73), J.R. Wilburn (66-70), John Burrell (62-64), Len Burnett (61), Jimmie Orr (58-60), Jon Evans (58), Perry Richards (57), Bob O'Neill (56-57), Ed Meadows (55), Pat O'Donohue (55), Don Fritz (54), Tom Jelley (51-52), Charles Mehelich (51), Carl Samuelson (49, 51)
- 87 **Mark Bruener (95-99)**, Craig Keith (94), Adrian Cooper (91-93), Weegie Thompson (84-89), John Rodgers (82-83), Johnny Dirden (81), Jim Mandich (78), Larry Brown (71-76), Roy Jefferson (65-69), Don Larose (64), Glen Glass (62), Harlon Hill (62), John Simko (61), Jack McClairan (55-60), Leo Davis (54)
- 88 Courtney Hawkins (97-99), Andre Hastings (93-96), Mark Didio (92), Chris Calloway (90-91), Jason Johnson (89), Joey Clinkscales (87-88), Jessie Britt (86), John Rodgers (84), Craig Dunaway (83), Lynn Swann (74-82), Dave Smith (70-72), Dick Kotite (68), Steve Smith (66), John Powers (61-65), Bob Schneiker (61), Steve Meilinger (61), Gary Chestang (61), Pete Brewster (59-60), Tom Miner (58-59), Hal Smith (58), John Stock (56), George Sulima (52, 54, 56), George Nickisch (51)
- 89 **Will Blackwell (97-99)**, Ernie Mills (91-96), Charles Lockett (87-88), Bennie Cunningham (76-85), John McKinak (72-74), Marsh Cropper (67-69), Jim Kelly (64), Bobby Joe Green (60-61), Dick Lasse (58-59), Perry Richards (57), Jack O'Brien (54-57), Pat Smithwick (52), Ernie Stautner (51), Pete Barbolak (49), Tom Miller (43)
- 90 **Reggie Love (99)**, Bill Johnson (95-96), Jeff Zgonina (93-94), Huey Richardson (91-92), Tyrone Stowe (87-90), Steve Apke (87), Bob Kohrs (81-85), George Webster (72-73), Dick Lasse (58), Leon Jamison (58), John Howle (56)
- 91 **Aaron Smith (99)**, Israel Raybon (96), Kevin Greene (93-95), Craig Veasey (91), Jerrol Williams (89), Gregg Carr (85-88), Dan McBride (56)
- 92 **Jason Gildon (99-99)**, Elrnado Webster (92), Jerry Olasvsky (99), Michael Minter (87r), Keith Gary (83-88), Larry Aldrich (58), Dom Penza (56)
- 93 Joel Steed (92-99), Keith Willis (81-87, 89-91), John Stock (56)
- 94 **Jeremy Stant (98-99)**, Chad Brown (93-96), Jeff Brady (91), Albert Williams (87r), Terry Echols (84), Dick Murley (56)
- 95 Greg Lloyd (88-97), John Goodman (81-85), Jackie Cline (87), Xavier Warren (87)
- 96 Mike Vrabel (97), Brenton Buckner (94-96), Ricky Sutton (93), Jackie Cline (87), Anthony Henton (86, 88)
- 97 **Chad Kelsay (99)**, Rod Manuel (97-98), Ray Seals (94-96), Aaron Jones (88-92), Joe Williams (87)
- 98 **Ernie Brown (99)**, Oliver Gibson (95-98), Gerald Williams (86-94)
- 99 **Levon Kirkland (92-99)**, A.J. Jenkins (89-90), Darryl Sims (85-86), Avon Riley (87r), Michael Minter (87)



STEELERS EXPERIENCE IN POSTSEASON

STEELERS WITH POSTSEASON EXPERIENCE AS STEELERS (13):

- 14 games (1) - C Dermontti Dawson*
- 11 games (1) - LB Levon Kirkland*
- 9 games (2) - LB Jason Gildon*, DE Kevin Henry*
- 7 games (2) - DB Lethon Flowers*, QB Kordell Stewart*
- 5 games (1) - TE Mark Bruener*
- 4 games (3) - RB Jerome Bettis, P Josh Miller, FB Jon Witman
- 2 games (3) - CB Chad Scott, WR Will Blackwell, DE Mike Vrabel

*On Super Bowl XXX Roster

NOTES: TE Mark Bruener was on reserve/injured list during 1996 postseason . . . NT Joel Steed was inactive for the 1992 playoff game . . . LB Kevin Henry was inactive for the 1993 playoff game . . . LB Earl Holmes was inactive for 1996 postseason.

STEELERS WITH POSTSEASON EXPERIENCE ON OTHER NFL TEAMS (4):

- 6 games (2) - DE Chris Sullivan (New England),
Rich Tylski (Jacksonville)
- 4 games (1) - Dewayne Washington (Minnesota)
- 1 game (1) - OG Roger Duffy (NY Jets)

CURRENT STEELERS WITH NO POSTSEASON EXPERIENCE (30):

OT Anthony Brown, DL Ernie Brown, K Kris Brown, CB Lance Brown, OT Chris Conrad, TE Matt Cushing, WR Troy Edwards, OG Alan Faneca, OT Kris Farris, LB John Fiala, RB Chris Fuamatu-Ma'afala, OT Wayne Gandy, TE Corey Geason, RB Richard Huntley, WR Malcolm Johnson, LB Chad Kelsay, LB Reggie Lowe, OG Tony Orlandini, OT Shar Pourdanesh, LS Mike Schneck, WR Bobby Shaw, S Scott Shields, CB Jason Simmons, DE Jeremy Staat, CB Deshea Townsend, TE Jerame Tuman, DL Kimo von Oelhoffen, WR Hines Ward, QB Anthony Wright and RB Amos Zereoue.



STEELERS' LONGEST PLAYS

Longest Runs From Scrimmage

- 97t Bobby Gage (12/4/49 at Chicago Bears)
- 87t John Henry Johnson (12/11/60 vs. Philadelphia)
- 85t John Fuqua (12/20/70 at Philadelphia)
- 80t Kordell Stewart (12/22/96 at Carolina)**
- 77t Dick Hoak (10/20/68 vs. New Orleans)
- 75t Franco Harris (11/19/72 at Cleveland)
- 75 Buist Warren (11/11/45 vs. Chicago Cardinals)
- 75 Sidney Thornton (9/23/79 vs. Baltimore) (TRS)
- 74t Kordell Stewart (10/5/97 at Baltimore)**
- 73t Bill Asbury (9/17/67 vs. Cleveland)
- 72t John Fuqua (12/20/70 at Philadelphia)
- 71t Franco Harris (10/7/79 at Cleveland)
- 70t Warren Williams (11/4/90 vs. Atlanta) (TRS)
- 70t Rocky Bleier (10/7/79 at Cleveland)

Longest Pass Plays

- 90 Bubby Brister to Dwight Stone (10/14/90 at Denver)
- 90t Terry Bradshaw to Mark Malone (11/8/81 at Seattle)
- 89t Neil O'Donnell to Dwight Stone (9/1/91 vs. San Diego) (TRS)
- 89t Bubby Brister to Louis Lipps (11/13/88 vs. Philadelphia) (TRS)
- 88t Rudy Bukich to Buddy Dial (10/22/61 vs. Cleveland)
- 87t Terry Bradshaw to Dave Smith (12/6/70 vs. Green Bay) (TRS)
- 87t Bill Nelsen to Gary Ballman (11/28/65 vs. Cleveland)
- 84t Mike Tomczak to Charles Johnson (12/24/94 at San Diego)
- 84t Ron Smith to Roy Jefferson (9/18/66 vs. Detroit)
- 81t Terry Bradshaw to Ron Shanklin (11/29/70 vs. Cleveland) (TRS)
- 80t Bubby Brister to Louis Lipps (12/4/88 at Houston)
- 80t Bubby Brister to Louis Lipps (9/11/88 at Washington)
- 80t David Woodley to Louis Lipps (9/2/84 vs. Kansas City) (TRS)
- 80t Merlyn Condit to Bill Dudley (10/27/46 at Boston)
- 79t Bubby Brister to Louis Lipps (12/24/89 at Tampa Bay)
- 79t Ron Smith to Gary Ballman (9/25/66 vs. Washington)
- 78t Terry Bradshaw to Dave McMakin (12/3/72 vs. Cleveland) (TRS)
- 78t Jim Finks to Ray Mathews (10/17/54 vs. Cleveland)
- 77t Jim Finks to Ray Mathews (11/8/53 at Cleveland)
- 77t Joe Geri to Elbie Nickel (10/14/51 vs. San Francisco)
- 74t Terry Bradshaw to John Stallworth (12/5/82 vs. Kansas City) (TRS)
- 71t Neil O'Donnell to Kordell Stewart (11/19/95 at Cincinnati)**

Longest Punts

- 82 Joe Geri (11/20/49 at Green Bay)
- 75 Bobby Joe Green (1960)
- 75 Josh Miller (12/2/99 at Jacksonville)**
- 74 Craig Colquitt (12/7/81 at Oakland) and Bob Cifers (1947)
- 73 Josh Miller (9/20/98 at Miami)**
- 72 Josh Miller (10/26/97 vs. Jacksonville) (TRS)**

Longest Punt Returns

- 90 Brady Keys (9/20/64 vs. N.Y. Giants)
- 82 Brady Keys (9/22/63 vs. N.Y. Giants)
- 80t Rod Woodson (10/25/92 at Kansas City)
- 80t Roy Jefferson (11/10/68 at St. Louis)
- 72t Andre Hastings (9/10/95 at Houston)

Longest Kickoff Returns

- 101t Don McCall (11/23/69 at Minnesota)
- 97t Will Blackwell (10/5/97 at Baltimore)**
- 96t Billy Wells (10/13/57 vs. Chicago Cardinals)
- 95t Larry Anderson (10/15/78 at Cleveland)
- 94t Mike Collier (10/26/75 at Green Bay)
- 93t Jim (Cannonball) Butler (10/30/66 at Dallas)
- 93t Lynn Chandnois (10/12/52 at Philadelphia, 10/3/53 vs. N.Y. Giants)
- 92t Dwight Stone (12/4/88 at Houston)
- 92t Rod Woodson (10/9/88 at Phoenix)
- 91t Erric Pegram (11/3/96 vs. St. Louis Rams) (TRS)

Longest Interception Returns

- 99t Martin Kottler (9/27/33 vs. Chicago Cardinals)
- 91 Jack Hinkle (10/9/43 vs. N.Y. Giants)
- 86t Glen Edwards (9/30/73 at Houston)
- 82t Tony Compagno (11/7/48 vs. Green Bay)
- 82t Jim Bradshaw (10/24/65 at Philadelphia)
- 81t Russ Craft (10/17/54 vs. Cleveland)
- 80t Bill Dudley (11/3/46 vs. Washington)
- 78t Dewayne Washington (11/22/98 vs. Jacksonville) (TRS)**

Longest Field Goals

- 55 Gary Anderson (11/25/84 vs. San Diego) (TRS)
- 54 Gary Anderson (12/8/91 at Houston)
- 53 Gary Anderson (10/21/84 at Indianapolis)
- 52 Norm Johnson (11/9/97 vs. Baltimore) (TRS)
- 52 Gary Anderson (11/13/88 vs. Philadelphia) (TRS)
- 52 Gary Anderson (11/17/85 at Houston)
- 52 Gary Anderson (11/22/87 at Cincinnati)
- 51 Kris Brown (10/25/99 vs. Atlanta) (TRS)**
- 50 Norm Johnson (11/19/95 at Cincinnati)
- 50 Gary Anderson (9/13/87 vs. San Francisco) (TRS)
- 50 Gary Anderson (11/6/94 at Houston)
- 50 Lou Michaels (9/15/63 at Philadelphia)

Longest Fumble Return

- 102t Travis Davis (12/26/99 vs. Carolina) (TRS)
- 94t Greg Best (10/16/83 vs. Cleveland) (TRS)

Blocked Kick Return

- 83t Dale Dodrill (12/14/52 at Los Angeles Rams)



OPPONENT LONGEST PLAYS

Opponent Longest Runs From Scrimmage

- 94t O.J. Simpson (10/29/72 at Buffalo)
 88t O.J. Simpson (9/28/75 vs. Buffalo)
 82t Derrick Alexander (12/18/99 vs. Kansas City)
 * 78t Curtis Martin (1/5/97 at New England)
 77t Greg Bell (12/15/85 vs. Buffalo)
 65t James Brooks (10/8/97 vs. Cincinnati)
 65 Joe Morris (12/21/85 at NY Giants)
 64 Ron Davenport (12/18/88 vs. Miami)
 64t Priest Holmes (12/12/99 vs. Baltimore)
 61t Jeff Hayes (10/13/86 at Cincinnati)
 60 Garry James (12/7/86 vs. Detroit)
 60 Kenny King (12/7/81 at Oakland)

Opponent Longest Pass Plays

- 88t Steve Beuerlein to Patrick Jeffers (12/26/99 vs. Carolina)
 86t Boomer Esiason to Eddie Brown (11/6/88 at Cin.)
 86t Bob Griese to Paul Warfield (11/14/71 at Miami)
 84t Greg Landry to Ron Jessie (9/16/73 vs. Detroit)
 82t Len Dawson to Otis Taylor (10/18/71 at K.C.)
 81t Jack Trudeau to Jessie Hester (11/22/92 vs. Ind.)
 77t Bernie Kosar to Reggie Langhorne (11/20/88 at Cleveland)
 76t Jeff Blake to Darnay Scott (11/28/99 vs. Cincinnati)
 76t Tony Banks to Qadry Ismail (12/12/99 vs. Bal.)
 76t Chris Chandler to Chris Sanders (12/3/95 vs. Hou.)
 76t Bucky Richardson to Ernest Givins (10/3/94 vs. Hou.)
 76t Brett Favre to Sterling Sharpe (9/27/92 at G. Bay)
 76t Steve Grogan to Stephen Starring (9/25/83 vs. N.E.)

Opponent Longest Punts

- 84 Harry Newsome (12/20/92 vs. Minnesota)
 78 Craig Hentrich (1/2/00 vs. Tennessee)
 69 Greg Coleman (9/21/86 at Minnesota)
 68 Dan Pastorini (11/9/75 vs. Houston)
 66 Darren Bennett (10/1/95 vs. San Diego)
 65 Louie Aguiar (9/13/92 vs. NY Jets)
 65 Lee Johnson (11/17/85 at Houston)
 65 Jerrel Wilson (11/12/72 vs. Kansas City)
 64 Greg Montgomery (9/8/96 vs. Baltimore)
 64 Lee Johnson (10/19/92 vs. Cincinnati)
 64 Jerrel Wilson (11/16/75 vs. Kansas City)

Opponent Longest Punt Returns

- 94t Charlie Rogers (9/26/99 vs. Seattle)
 91t Eric Metcalf (10/24/93 at Cleveland)
 87t Tommy Vigorito (9/10/81 at Miami)
 87t Rick Upchurch (11/6/77 at Denver)

- 81t Robbie Martin (11/24/83 at Detroit)
 72t O.J. McDuffie (12/13/93 at Miami)
 68 Willard Harrell (9/16/79 at St. Louis Cardinals)
 58t Lionel James (11/25/84 vs. San Diego)

Opponent Longest Kickoff Returns

- 100t Gerald McNeil (10/5/86 vs. Cleveland)
 100t Larry Krause (12/6/70 vs. Green Bay)
 99t Gaston Green (10/29/90 vs. LA Rams)
 97t Brian Mitchell (9/7/97 vs. Washington)
 97t Tony Smith (9/27/93 at Atlanta)
 97t Boyce Green (12/21/86 at Kansas City)
 97t JoJo Townsell (12/13/86 at NY Jets)
 97t Bobby Humphrey (9/6/84 at NY Jets)
 97t Carl Roaches (9/18/83 at Houston)

Opponent Longest Interceptions Returns

- 97t Darryl Williams (11/7/93 at Cincinnati)
 77t Mike Brim (9/13/92 vs. NY Jets)
 77t John Jefferson (11/18/79 at San Diego)
 75t Brian Washington (10/2/88 vs. Cleveland)
 * 75t Vernon Perry (1/6/80 vs. Houston)
 70 Louis Breedon (11/11/84 at Cincinnati)
 70 Roosevelt Barnes (11/24/83 at Detroit)
 65t Jim Kearney (11/12/72 vs. Kansas City)
 61t Calvin Jackson (11/25/96 at Miami)
 59t Eugene Daniel (12/29/96 vs. Indianapolis)

Opponent Longest Field Goals

- 54 Tony Zendejas (9/12/93 at LA Rams)
 53 Mike Hollis (10/8/95 at Jacksonville)
 52 Richie Cunningham (8/31/97 vs. Dallas)
 52 Mike Hollis (9/1/96 at Jacksonville)
 52 Steve Christie (11/14/94 vs. Buffalo)
 52 Eddie Murray (10/25/92 at Kansas City)
 52 Pat Leahy (9/6/84 at NY Jets)
 52 Grant Guthrie (10/11/70 vs. Buffalo)

Opponent Longest Fumble Returns

- 88t Keith McKenzie (11/9/98 vs. Green Bay)
 78t Quentin Coryatt (9/18/94 vs. Indianapolis)
 70t Al Smith (12/8/91 at Houston)
 70t Barney Bussey (11/18/90 at Cincinnati)
 65t Thomas Howard (9/6/81 vs. Kansas City)

Opponent Blocked Kick Return

- 78t Lloyd Burruss (12/21/86 vs. Kansas City)
 58t Chris Hudson (9/22/97 at Jacksonville)

*Playoff game

TOP TEN COLDEST GAMES

Date	Team	W-L	Score	Temp.
Sun. Dec., 10, 1977	at Cincinnati	L	10-17	2°
Sun. Dec. 17, 1989	vs. New England	W	28-10	5°
Sun. Jan. 4, 1989*	vs. Oakland	W	16-10	16°
Sun. Dec. 18, 1983	at Cleveland	L	17-30	20°
Sun. Dec. 15, 1985	vs. Buffalo	W	30-24	22°
Sun. Dec. 12, 1982	at Buffalo	L	0-13	22°
Sun. Jan. 6, 1980*	vs. Houston	W	27-13	22°
Sun. Jan. 6, 1996*	vs. Buffalo	W	40-21	23°
Sun. Dec. 18, 1988	vs. Miami	W	40-24	23°

* Playoff game.

WARMEST GAMES

Date	Team	W-L	Score	Temp.
Sun. Oct. 9, 1988	at Phoenix	L	14-31	94°
Sun. Sept. 20, 1992	at San Diego	W	23-6	92°
Sun. Sept. 6, 1998	at Baltimore	W	20-13	91°
Sun. Sept. 18, 1995	at Miami	L	10-23	91°
Sun. Sept. 10, 1981	at Miami	L	10-30	89°



THE LAST TIME

OVERTIME GAME WON

By Steelers — Steelers 24, New England 21, 12/13/97

By Opponents — Detroit 19, Steelers 16, 11/26/98

SHUTOUT

By Steelers — Steelers 43, Cleveland 0 at Cleveland, 9/12/99

By Opponents — Miami 21, Steelers 0 at Miami, 9/20/98

KICKOFF RETURNED FOR A TD

By Steelers — **Will Blackwell (97 yards), at Baltimore, 10/5/97**

By Opponents — Brian Mitchell (97 yards), vs. Washington, 9/7/97

PUNT RETURNED FOR A TD

By Steelers — Andre Hastings (72 yards) at Houston, 9/10/95

By Opponents — Charlie Rogers (94 yards), Seattle, 9/26/99

INTERCEPTED PASS RETURNED FOR A TD

By Steelers — **Dewayne Washington (78 yards) vs. Jacksonville, 11/22/98**

By Opponents — Donnie Edwards (28 yards), Kansas City, 12/18/99

FUMBLE RETURNED FOR A TD

By Steelers — **Joey Porter (46 yards) vs. Tennessee, 1/2/00**

By Opponents — Denard Walker (83 yards), Tennessee, 1/2/00

PUNT BLOCKED FOR A TD

By Steelers — **Lance Brown (1 yard recovered by Fred McAfee) at Kansas City, 10/26/98**

By Opponents — Frank Minnifield (11 yards), Cleveland, 11/20/88

FIELD GOAL BLOCKED FOR A TD

By Steelers — Bob O'Neill (73 yards) vs. Chicago Cards, 10/13/57

By Opponents — Chris Hudson (68 yards), Jacksonville, 9/22/97

SAFETY SCORED

By Steelers — 10/7/90 vs. San Diego (Tyrone Stowe blocked punt in end zone)

By Opponents — 1/2/00 vs. Tennessee (Tomczak tackled in end zone by John Thornton)

TWO 100-YARD RUSHERS IN SAME GAME

By Steelers — 10/26/86 vs. Cincinnati (Jackson 132, Abercrombie 109)

By Opponents — None

200 YARDS RUSHING

By Steelers — Frenchy Fuqua (218 yards) at Philadelphia, 12/20/70

By Opponents — Joe Morris (202 yards), New York Giants, 12/21/85

300 YARDS PASSING

By Steelers — Mike Tomczak (309 yards) vs. Tennessee, 1/2/00

By Opponents — Marc Brunell (308), Jacksonville, 12/2/99

400 YARDS PASSING

By Steelers — Bobby Layne (409 yards) vs. Chicago Cards, 12/13/58

By Opponents — Doug Williams (430 yards), Washington, 9/11/88

200 YARDS RECEIVING

By Steelers — Buddy Dial (235 yards) vs. Cleveland, 10/22/61

By Opponents — Qadry Ismail (258 yards), Baltimore, 12/12/99

FOUR TD PASSES

By Steelers — Bubby Brister vs. Cleveland, 12/23/90

By Opponents — Troy Aikman, Dallas, 8/30/97

FIVE TD PASSES

By Steelers — Mark Malone vs. Indianapolis, 9/8/85

By Opponents — Brian Sipe, Cleveland, 10/7/79

SIX TD PASSES

By Opponents — Jim Kelly, Buffalo, 9/8/91

THREE TD RECEPTIONS

By Steelers — Charles Johnson vs. Tennessee, 11/1/98

By Opponents — Qadry Ismail, Baltimore 12/12/99

FOUR TD RECEPTIONS

By Steelers — Roy Jefferson vs. Atlanta, 11/3/68

By Opponents — Don Beebe, Buffalo, 9/8/91

THREE TDs RUSHING

By Steelers — **Jerome Bettis, at Arizona, 11/30/97 (OT)**

By Opponents — James Brooks, Cincinnati, 11/6/88

FOUR FIELD GOALS

By Steelers — Norm Johnson vs. Buffalo, 1/6/96 (Divisional Playoff)

By Opponents — Doug Pelfrey, Cincinnati, 12/20/98

FIVE FIELD GOALS

By Steelers — Norm Johnson at Oakland, 12/10/95

By Opponents — Scott Norwood, Buffalo, 9/25/88

SIX FIELD GOALS

By Steelers — Gary Anderson vs. Denver, 10/23/88

By Opponents — Todd Peterson, Seattle, 9/26/99

THREE INTERCEPTIONS

By Steelers — Darren Perry at Cleveland, 9/11/94

By Opponents — Dick Anderson (4), Miami, 12/3/73

FOUR INTERCEPTIONS

By Steelers — Jack Butler vs. Washington, 12/13/53

By Opponents — Dick Anderson, Miami, 12/3/73



67 YEARS WITH THE STEELERS

1999
BILL COWHER, Head Coach

	Steelers	Opp.
9/12 at Cleveland	43	0 [W]
9/19 at Baltimore	23	20 [W]
9/26 Seattle	10	29 [L]
10/3 Jacksonville	3	17 [L]
10/10 at Buffalo	21	24 [L]
10/17 at Cincinnati	17	3 [W]
10/25 Atlanta	13	9 [W]
10/31 AFC Central idl		
11/7 at San Francisco	27	6 [W]
11/14 Cleveland	15	16 [L]
11/21 at Tennessee	10	16 [L]
11/28 Cincinnati	20	27 [L]
12/2 at Jacksonville	6	20 [L]
12/12 Baltimore	24	31 [L]
12/16 at Kansas City	19	35 [L]
12/26 Carolina	30	20 [W]
1/2 Tennessee	27	36 [L]
Won 6, Lost 10 (H 2-6, A 4-4)	317	320

1998
BILL COWHER, Head Coach

	Steelers	Opp.
9/6 at Baltimore	20	13 [W]
9/13 Chicago	17	12 [W]
9/20 at Miami	0	21 [L]
9/27 Seattle	13	10 [W]
10/4 AFC Central idl		
10/11 at Cincinnati	20	25 [L]
10/18 Baltimore	16	6 [W]
10/26 at Kansas City	20	13 [W]
11/1 Tennessee	31	41 [L]
11/9 Green Bay	27	20 [W]
11/15 at Tennessee	14	23 [L]
11/22 Jacksonville	30	15 [W]
11/26 at Detroit (OT)	16	19 [L]
12/6 New England	9	23 [L]
12/13 at Tampa Bay	3	16 [L]
12/20 Cincinnati	24	25 [L]
12/28 at Jacksonville	3	21 [L]
Won 7, Lost 9 (H 5-3, A 2-6)	263	303

1997
BILL COWHER, Head Coach

	Steelers	Opp.
8/31 Dallas	7	37 [L]
9/7 Washington	14	13 [W]
9/14 AFC Central idl		
9/22 at Jacksonville	21	30 [L]
9/28 Tennessee	37	24 [W]
10/5 at Baltimore	42	34 [W]
10/12 Indianapolis	24	22 [W]
10/19 at Cincinnati	26	10 [W]
10/26 Jacksonville (OT)	23	17 [W]
11/3 at Kansas City	10	13 [L]
11/9 Baltimore	37	0 [W]
11/16 Cincinnati	20	3 [W]
11/23 at Philadelphia	20	23 [L]
11/30 at Arizona (OT)	26	20 [W]
12/7 Denver	35	24 [W]
12/13 at New England (OT)	24	21 [W]
12/21 at Tennessee	6	16 [L]
Won 11, Lost 5 (H 7-1, A 4-4)	372	307

AFC Playoff Game

1/3 New England 7 6 [W]

AFC Championship Game

1/11 Denver 21 24 [L]

1996
BILL COWHER, Head Coach

	Steelers	Opp.
9/1 at Jacksonville	9	24 [L]
9/8 Baltimore	31	17 [W]
9/16 Buffalo	24	6 [W]
9/22 AFC Central idl		
9/29 Houston	30	16 [W]
10/7 at Kansas City	17	7 [W]
10/13 Cincinnati	20	10 [W]
10/20 at Houston	13	23 [L]
10/27 at Atlanta	20	17 [W]
11/3 St. Louis	42	6 [W]
11/10 at Cincinnati	24	34 [L]

11/17 Jacksonville	28	3 [W]
11/25 at Miami	24	17 [W]
12/1 at Baltimore	17	31 [L]
12/8 San Diego	16	3 [W]
12/15 San Francisco	15	25 [L]
12/22 at Carolina	14	18 [L]
Won 10, Lost 6 (H 7-1, A 3-5)	344	257

AFC Wild Card Playoff Game

12/29 Indianapolis 42 14 [W]

AFC Playoff Game

1/5 at New England 3 28 [L]

1995
BILL COWHER, Head Coach

	Steelers	Opp.
9/3 Detroit	23	20 [W]
9/10 at Houston	34	17 [W]
9/18 at Miami	10	23 [L]
9/24 Minnesota	24	44 [L]
10/1 San Diego	31	16 [W]
10/8 at Jacksonville	16	20 [L]
10/15 AFC Central idl		
10/19 Cincinnati	9	27 [L]
10/29 Jacksonville	24	7 [W]
11/5 at Chicago (OT)	37	34 [W]
11/13 Cleveland	20	3 [W]
11/19 at Cincinnati	49	31 [W]
11/26 at Cleveland	20	17 [W]
12/3 Houston	21	7 [W]
12/10 at Oakland	29	10 [W]
12/16 New England	41	27 [W]
12/24 at Green Bay	19	24 [L]
Won 11, Lost 5 (H 6-2, A 5-3)	407	327

AFC Playoff Game

1/6 Buffalo 40 21 [W]

AFC Championship Game

1/14 Indianapolis 20 16 [W]

Super Bowl XXX (Phoenix, Az.)

1/28 Dallas 17 27 [L]

1994
BILL COWHER, Head Coach

	Steelers	Opp.
9/4 Dallas	9	26 [L]
9/11 at Cleveland	17	10 [W]
9/18 Indianapolis	31	21 [W]
9/25 at Seattle	13	30 [L]
10/3 Houston	30	14 [W]
10/4 AFC Central idl		
10/16 Cincinnati	14	10 [W]
10/23 at New York Giants	10	6 [W]
10/30 at Arizona (OT)	17	20 [L]
11/6 at Houston (OT)	12	9 [W]
11/14 Buffalo	23	10 [W]
11/20 Miami (OT)	16	13 [W]
11/27 at L.A. Raiders	21	3 [W]
12/4 at Cincinnati	38	15 [W]
12/11 Philadelphia	14	3 [W]
12/18 Cleveland	17	7 [W]
12/24 at San Diego	34	37 [L]
Won 12, Lost 4 (H 7-1, A 5-3)	316	234

AFC Playoff Game

1/7 Cleveland 29 9 [W]

AFC Championship Game

1/15 San Diego 13 17 [L]

1993
BILL COWHER, Head Coach

	Steelers	Opp.
9/5 San Francisco	13	24 [L]
9/12 at Los Angeles Rams	0	27 [L]
9/19 Cincinnati	34	7 [W]
9/27 at Atlanta	45	17 [W]
10/3 AFC Central idl		
10/10 San Diego	16	3 [W]
10/17 New Orleans	37	14 [W]
10/24 at Cleveland	23	28 [L]
10/31 AFC Central idl		

11/7 at Cincinnati	24	16 [W]
11/15 Buffalo	23	0 [W]
11/21 at Denver	13	37 [L]
11/28 at Houston	3	23 [L]
12/5 New England	17	14 [W]
12/13 at Miami	21	20 [W]
12/19 Houston	17	26 [L]
12/26 at Seattle	6	16 [L]
1/2 Cleveland	16	9 [W]
Won 9, Lost 7 (H 6-2, A 3-5)	308	281

AFC Wild Card Playoff Game

1/8 at Kansas City (OT) 24 27 [L]

1992
BILL COWHER, Head Coach

	Steelers	Opp.
9/6 at Houston	29	24 [W]
9/13 New York Jets	27	10 [W]
9/20 at San Diego	23	6 [W]
9/27 at Green Bay	3	17 [L]
10/4 AFC Central idl		
10/11 at Cleveland	9	17 [L]
10/19 Cincinnati	20	0 [W]
10/25 at Kansas City	27	3 [W]
11/1 Houston	21	20 [W]
11/8 at Buffalo	20	28 [L]
11/15 Detroit	17	14 [W]
11/22 Indianapolis	30	14 [W]
11/29 at Cincinnati	21	9 [W]
12/6 Seattle	20	14 [W]
12/13 at Chicago	6	30 [L]
12/20 Minnesota	3	6 [L]
12/27 Cleveland	23	13 [W]
Won 11, Lost 5 (H 7-1, A 4-4)	299	225

AFC Playoff Game

1/9 Buffalo 3 24 [L]

1991
CHUCK NOLL, Head Coach

	Steelers	Opp.
9/1 San Diego	26	20 [W]
9/8 at Buffalo	34	52 [L]
9/15 New England	20	6 [W]
9/22 at Philadelphia	14	23 [L]
9/29 AFC Central idl		
10/6 at Indianapolis	21	3 [W]
10/14 New York Giants	20	23 [L]
10/20 Seattle	7	27 [L]
10/27 at Cleveland	14	17 [L]
11/3 at Denver	13	20 [L]
11/10 at Cincinnati (OT)	33	27 [W]
11/17 Washington	14	41 [L]
11/24 Houston	26	14 [W]
11/28 at Dallas	10	20 [L]
12/8 at Houston	6	31 [L]
12/15 Cincinnati	17	10 [W]
12/22 Cleveland	17	10 [W]
Won 7, Lost 9 (H 5-3, A 2-6)	292	344

1990
CHUCK NOLL, Head Coach

	Steelers	Opp.
9/9 at Cleveland	3	13 [L]
9/16 Houston	20	9 [W]
9/23 at L.A. Raiders	3	20 [L]
9/30 Miami	6	28 [L]
10/7 San Diego	36	14 [W]
10/14 at Denver	34	17 [W]
10/21 at San Francisco	7	27 [L]
10/29 L.A. Rams	41	10 [W]
11/4 Atlanta	21	9 [W]
11/11 AFC Central idl		
11/18 at Cincinnati	3	27 [L]
11/25 at New York Jets	24	7 [W]
12/2 Cincinnati	12	16 [L]
12/9 ** New England	24	3 [W]
12/16 at New Orleans	9	6 [W]
12/23 Cleveland	35	0 [W]
12/30 at Houston	14	34 [L]
Won 9, Lost 7 (H 6-2, A 3-5)	292	240

**Not's 200th win

67 YEARS WITH THE STEELERS

1989
CHUCK NOLL, Head Coach

	Steelers	Opp.
9/10 Cleveland	0	51 [L]
9/17 at Cincinnati	10	41 [L]
9/24 Minnesota	27	14 [W]
10/1 at Detroit	23	3 [W]
10/8 Cincinnati	16	26 [L]
10/15 at Cleveland	17	7 [W]
10/22 at Houston	0	27 [L]
10/29 Kansas City	23	17 [W]
11/5 at Denver	7	34 [L]
11/12 Chicago	0	20 [L]
11/19 San Diego	20	17 [W]
11/26 at Miami	34	14 [W]
12/3 Houston	16	23 [L]
12/10 at New York Jets	13	0 [W]
12/17 New England	28	10 [W]
12/24 at Tampa Bay	31	22 [W]
Won 9, Lost 7 (H 4-4, A 5-3)	265	326

AFC Wild Card Playoff Game

12/31 at Houston (OT)	26	23 [W]
-----------------------	----	--------

AFC Playoff Game

1/7 at Denver	23	24 [L]
---------------	----	--------

1988
CHUCK NOLL, Head Coach

	Steelers	Opp.
9/1 Dallas	24	21 [W]
9/14 at Washington	29	30 [L]
9/18 Cincinnati	12	17 [L]
9/25 at Buffalo	28	36 [L]
10/2 Cleveland	9	23 [L]
10/9 at Phoenix	14	31 [L]
10/16 Houston	14	34 [L]
10/23 Denver	39	21 [W]
10/30 at New York Jets	20	24 [L]
11/6 at Cincinnati	7	42 [L]
11/13 Philadelphia	26	27 [L]
11/20 at Cleveland	7	27 [L]
11/27 Kansas City	16	10 [W]
12/4 at Houston	37	34 [W]
12/11 at San Diego	14	20 [L]
12/18 Miami	40	24 [W]
Won 5, Lost 11 (H 4-4, A 1-7)	336	421

1987
CHUCK NOLL, Head Coach

	Steelers	Opp.
9/13 San Francisco	30	17 [W]
9/20 at Cleveland	10	34 [L]
9/27 New York Jets	(Cancelled)	
10/4 at Atlanta	28	12 [W]
10/11 at Los Angeles Rams	21	31 [L]
10/18 Indianapolis	21	7 [W]
10/25 Cincinnati	23	20 [W]
11/1 at Miami	24	35 [L]
11/8 at Kansas City	17	16 [W]
11/15 Houston	3	23 [L]
11/22 at Cincinnati	30	16 [W]
11/29 New Orleans	16	20 [L]
12/6 Seattle	13	9 [W]
12/13 at San Diego	20	16 [W]
12/20 at Houston	16	24 [L]
12/26 Cleveland	13	19 [L]
Won 8, Lost 7 (H 4-3, A 4-4)	285	299

1986
CHUCK NOLL, Head Coach

	Steelers	Opp.
9/7 at Seattle	0	30 [L]
9/15 Denver	10	21 [L]
9/21 at Minnesota	7	31 [L]
9/28 at Houston (OT)	22	16 [W]
10/5 Cleveland	24	27 [L]
10/13 at Cincinnati	22	24 [L]
10/19 New England	0	34 [L]
10/26 Cincinnati	30	9 [W]
11/2 Green Bay	27	3 [W]
11/9 at Buffalo	12	16 [L]
11/16 Houston	21	10 [W]
11/23 at Cleveland (OT)	31	37 [L]

11/30 at Chicago (OT)	10	13 [L]
12/7 Detroit	27	17 [W]
12/13 at New York Jets	45	24 [W]
12/21 Kansas City	19	24 [L]
Won 6, Lost 10 (H 4-4, A 2-6)	307	336

1985
CHUCK NOLL, Head Coach

	Steelers	Opp.
9/8 Indianapolis	45	3 [W]
9/16 at Cleveland	7	17 [L]
9/22 Houston	20	0 [W]
9/30 Cincinnati	24	37 [L]
10/6 at Miami	20	24 [L]
10/13 at Dallas	13	27 [L]
10/20 St. Louis	23	10 [W]
10/27 at Cincinnati	21	26 [L]
11/3 Cleveland	10	9 [W]
11/10 at Kansas City	36	28 [W]
11/17 at Houston	30	7 [W]
11/24 Washington	23	30 [L]
12/1 Denver	23	31 [L]
12/8 at San Diego	44	54 [L]
12/15 Buffalo	30	24 [W]
12/21 at New York Giants	10	28 [L]
Won 7, Lost 9 (H 5-3, A 2-6)	379	355

1984
CHUCK NOLL, Head Coach

	Steelers	Opp.
9/2 Kansas City	27	37 [L]
9/16 at New York Jets	23	17 [W]
9/16 Los Angeles Rams	24	14 [W]
9/23 at Cleveland	10	20 [L]
10/1 ** Cincinnati	38	17 [W]
10/7 Miami	7	31 [L]
10/14 at San Francisco	20	17 [W]
10/21 at Indianapolis	16	17 [L]
10/28 Atlanta	35	10 [W]
11/4 Houston	35	7 [W]
11/11 at Cincinnati	20	22 [L]
11/19 at New Orleans	24	27 [L]
11/25 San Diego	52	24 [W]
12/2 at Houston (OT)	20	23 [L]
12/9 Cleveland	23	20 [W]
12/16 at L.A. Raiders	13	7 [W]
Won 9, Lost 7 (H 6-2, A 3-5)	387	310

**Noll's 150th win

AFC Playoff Game

12/30 at Denver	24	17 [W]
-----------------	----	--------

AFC Championship Game

1/6 at Miami	28	45 [L]
--------------	----	--------

1983
CHUCK NOLL, Head Coach

	Steelers	Opp.
9/4 Denver	10	14 [L]
9/11 at Green Bay	25	21 [W]
9/18 at Houston	40	28 [W]
9/25 New England	23	28 [L]
10/2 Houston	17	10 [W]
10/10 at Cincinnati	24	14 [W]
10/16 Cleveland	44	17 [W]
10/23 at Seattle	27	21 [W]
10/30 Tampa Bay	17	12 [W]
11/6 San Diego	26	3 [W]
11/13 at Baltimore	24	13 [W]
11/20 Minnesota	14	17 [L]
11/24 at Detroit	3	45 [L]
12/4 Cincinnati	10	23 [L]
12/10 at New York Jets	34	7 [W]
12/18 at Cleveland	17	30 [L]
Won 10, Lost 6 (H 4-4, A 6-2)	355	303

AFC Playoff Game

1/1 at L.A. Raiders	10	38 [L]
---------------------	----	--------

1982
CHUCK NOLL, Head Coach

	Steelers	Opp.
9/13 at Dallas	36	28 [W]

9/19 Cincinnati (OT)	26	20 [W]
9/26 New York Giants	(Cancelled)	
10/3 at Denver	(Cancelled)	
10/11 Philadelphia	(Cancelled)	
10/17 at Washington	(Cancelled)	
10/24 Cleveland	(Postponed)	
10/31 at Cincinnati	(Cancelled)	
11/7 Houston	(Cancelled)	
11/14 New York Jets	(Cancelled)	
11/21 at Houston	24	10 [W]
11/28 at Seattle	0	16 [L]
12/5 Kansas City	35	14 [W]
12/12 at Buffalo	0	13 [L]
12/19 at Cleveland	9	10 [L]
12/26 New England	37	14 [W]
1/2 Cleveland	37	21 [W]
Won 6, Lost 3 (H 4-0, A 2-3)	204	146

AFC Tournament

1/9 San Diego	28	31 [L]
---------------	----	--------

1981
CHUCK NOLL, Head Coach

	Steelers	Opp.
9/6 Kansas City	33	37 [L]
9/10 at Miami	10	30 [L]
9/20 New York Jets	38	10 [W]
9/27 New England (OT)	27	21 [W]
10/4 at New Orleans	20	6 [W]
10/11 Cleveland	13	7 [W]
10/18 at Cincinnati	7	34 [L]
10/26 Houston	26	13 [W]
11/1 San Francisco	14	17 [L]
11/8 at Seattle	21	24 [L]
11/15 at Atlanta	34	20 [W]
11/22 at Cleveland	32	10 [W]
11/29 Los Angeles	24	0 [W]
12/7 at Oakland	27	30 [L]
12/13 Cincinnati	10	17 [L]
12/20 at Houston	20	21 [L]
Won 8, Lost 8 (H 5-3, A 3-5)	356	297

1980
CHUCK NOLL, Head Coach

	Steelers	Opp.
9/7 Houston	31	17 [W]
9/14 at Baltimore	20	17 [W]
9/21 at Cincinnati	28	30 [L]
9/28 Chicago	38	3 [W]
10/5 at Minnesota	23	17 [W]
10/12 Cincinnati	16	17 [L]
10/20 Oakland	34	45 [L]
10/26 at Cleveland	26	27 [W]
11/2 Green Bay	22	20 [W]
11/9 at Tampa Bay	24	21 [W]
11/16 Cleveland	16	13 [W]
11/23 at Buffalo	13	28 [L]
11/30 Miami	23	10 [W]
12/4 at Houston	0	6 [L]
12/14 Kansas City	21	16 [W]
12/22 at San Diego	17	26 [L]
Won 9, Lost 7 (H 6-2, A 3-5)	352	313

1979
CHUCK NOLL, Head Coach

	Steelers	Opp.
*9/3 at New England (OT)	16	13 [W]
9/9 Houston	38	7 [W]
9/16 at St. Louis	24	21 [W]
9/23 Baltimore	17	13 [W]
9/30 at Philadelphia	14	17 [L]
10/7 at Cleveland	51	35 [W]
10/14 at Cincinnati	10	34 [L]
10/22 Denver	42	7 [W]
10/28 Dallas	14	3 [W]
11/4 Washington	38	7 [W]
11/11 at Kansas City	30	3 [W]
11/18 at San Diego	7	35 [L]
11/25 Cleveland (OT)	33	30 [W]
12/2 Cincinnati	37	17 [W]
12/10 at Houston	17	20 [L]
12/16 Buffalo	28	0 [W]
Won 12, Lost 4 (H 8-0, A 4-4)	416	262

*Noll's 100th win

67 YEARS WITH THE STEELERS

AFC Playoff Game

12/30 Miami 34 14 [W]

AFC Championship Game

1/6 Houston 27 13 [W]

SUPER BOWL XIV (Pasadena, Calif.)

1/20 Los Angeles 31 19 [W]

1978

CHUCK NOLL, Head Coach

	Steelers	Opp.
9/3 at Buffalo	28	17 [W]
9/10 Seattle	21	10 [W]
9/17 at Cincinnati	28	3 [W]
9/24 Cleveland (OT)	15	9 [W]
10/1 at New York Jets	28	17 [W]
10/8 Atlanta	31	7 [W]
10/15 at Cleveland	34	14 [W]
10/23 Houston	17	24 [L]
10/29 Kansas City	27	24 [W]
11/5 New Orleans	20	14 [W]
11/12 at Los Angeles	7	10 [L]
11/19 Cincinnati	7	6 [W]
11/27 at San Francisco	24	7 [W]
12/3 at Houston	13	3 [W]
12/9 Baltimore	35	13 [W]
12/16 at Denver	21	17 [W]
Won 14, Lost 2 (H 7-1, A 7-1)	356	195

AFC Playoff Game

12/30 Denver 33 10 [W]

AFC Championship Game

1/7 Houston 34 5 [W]

SUPER BOWL XIII (Miami, Fla.)

1/21 Dallas 35 31 [W]

1977

CHUCK NOLL, Head Coach

	Steelers	Opp.
9/9 San Francisco	27	0 [W]
9/25 Oakland	7	16 [L]
10/2 at Cleveland	28	14 [W]
10/9 at Houston	10	27 [L]
10/17 Cincinnati	20	14 [W]
10/23 Houston	27	10 [W]
10/30 at Baltimore	21	31 [L]
11/6 at Denver	7	21 [L]
11/13 Cleveland	35	31 [W]
11/20 Dallas	28	13 [W]
11/27 at New York Jets	23	20 [W]
12/4 Seattle	30	20 [W]
12/10 at Cincinnati	10	17 [L]
12/18 at San Diego	10	9 [W]
Won 9, Lost 5 (H 6-1, A 3-4)	283	243

AFC Playoff Game

12/24 at Denver 21 34 [L]

1976

CHUCK NOLL, Head Coach

	Steelers	Opp.
9/12 at Oakland	28	31 [L]
9/19 Cleveland	31	14 [W]
9/26 New England	27	30 [L]
10/4 at Minnesota	6	17 [L]
10/10 at Cleveland	16	18 [L]
10/17 Cincinnati	23	6 [W]
10/24 at New York Giants	27	0 [W]
10/31 San Diego	23	0 [W]
11/7 at Kansas City	45	0 [W]
11/14 Miami	14	3 [W]
11/21 Houston	32	16 [W]
11/28 at Cincinnati	7	3 [W]
12/5 Tampa Bay	42	0 [W]
12/11 at Houston	21	0 [W]
Won 10, Lost 4 (H 6-1, A 4-3)	342	138

AFC Playoff Game

12/19 at Baltimore 40 14 [W]

AFC Championship Game

12/26 at Oakland 7 24 [L]

1975

CHUCK NOLL, Head Coach

	Steelers	Opp.
9/21 at San Diego	37	0 [W]
9/28 Buffalo	21	30 [L]
10/5 at Cleveland	42	6 [W]
10/12 Denver	20	9 [W]
10/19 Chicago	34	3 [W]
10/26 at Green Bay	16	13 [W]
11/2 at Cincinnati	30	24 [W]
11/9 Houston	24	17 [W]
11/16 Kansas City	28	3 [W]
11/24 at Houston	32	9 [W]
11/30 at New York Jets	20	7 [W]
12/7 Cleveland	31	17 [W]
12/13 Cincinnati	35	14 [W]
12/20 at Los Angeles	3	10 [L]
Won 12, Lost 2 (H 6-1, A 6-1)	373	162

AFC Playoff Game

12/27 Baltimore 28 10 [W]

AFC Championship Game

1/4 Oakland 16 10 [W]

SUPER BOWL X (Miami, Fla.)

1/18 Dallas 21 17 [W]

1974

CHUCK NOLL, Head Coach

	Steelers	Opp.
9/15 Baltimore	30	0 [W]
9/22 at Denver (OT)	35	35 [T]
9/29 Oakland	0	17 [L]
10/6 at Houston	13	7 [W]
10/13 at Kansas City	34	24 [W]
10/20 Cleveland	20	16 [W]
10/28 Atlanta	24	17 [W]
11/3 Philadelphia	27	0 [W]
11/10 at Cincinnati	10	17 [L]
11/17 at Cleveland	26	16 [W]
11/25 at New Orleans	28	7 [W]
12/1 Houston	10	13 [L]
12/8 at New England	21	17 [W]
12/14 Cincinnati	27	3 [W]
Won 10, Lost 3, Tied 1 (H 5-2, A 5-1-1)	305	189

AFC Playoff Game

12/22 Buffalo 32 14 [W]

AFC Championship Game

12/29 at Oakland 24 13 [W]

SUPER BOWL IX (New Orleans, La.)

1/12 Minnesota 16 6 [W]

1973

CHUCK NOLL, Head Coach

	Steelers	Opp.
9/16 Detroit	24	10 [W]
9/23 Cleveland	33	6 [W]
9/30 at Houston	36	7 [W]
10/7 San Diego	38	21 [W]
10/14 at Cincinnati	7	19 [L]
10/21 New York Jets	26	14 [W]
10/28 Cincinnati	20	13 [W]
11/5 Washington	21	16 [W]
11/11 at Oakland	17	9 [W]
11/18 Denver	13	23 [L]
11/25 at Cleveland	16	21 [L]
12/3 at Miami	26	30 [L]
12/9 Houston	33	7 [W]
12/15 at San Francisco	37	14 [W]
Won 10, Lost 4 (H 7-1, A 3-3)	347	210

AFC Wild Card Playoff Game

12/22 at Oakland 14 33 [L]

1972

CHUCK NOLL, Head Coach

	Steelers	Opp.
9/17 Oakland	34	28 [W]
9/24 at Cincinnati	10	15 [L]
10/1 at St. Louis	25	19 [W]
10/8 at Dallas	13	17 [L]
10/15 Houston	24	7 [W]
10/22 New England	33	3 [W]
10/29 at Buffalo	38	21 [W]
11/5 Cincinnati	40	17 [W]
11/12 Kansas City	16	7 [W]
11/19 at Cleveland	24	26 [L]
11/26 Minnesota	23	10 [W]
12/3 Cleveland	30	0 [W]
12/10 at Houston	9	3 [W]
12/17 at San Diego	24	2 [W]
Won 11, Lost 3 (H 7-0, A 4-3)	343	175

AFC Playoff Game

12/23 Oakland 13 7 [W]

AFC Championship Game

12/31 Miami 17 21 [L]

1971

CHUCK NOLL, Head Coach

	Steelers	Opp.
9/19 at Chicago	15	17 [L]
9/26 Cincinnati	21	10 [W]
10/3 San Diego	21	17 [W]
10/10 at Cleveland	17	27 [L]
10/18 at Kansas City	16	38 [L]
10/24 Houston	23	16 [W]
10/31 at Baltimore	21	34 [L]
11/7 Cleveland	26	9 [W]
11/14 at Miami	21	24 [L]
11/21 New York Giants	17	13 [W]
11/28 Denver	10	22 [L]
12/5 at Houston	3	29 [L]
12/12 at Cincinnati	21	13 [W]
12/19 Los Angeles	14	23 [L]
Won 6, Lost 8 (H 5-2, A 1-6)	246	292

1970

CHUCK NOLL, Head Coach

	Steelers	Opp.
9/20 Houston	7	19 [L]
9/27 at Denver	13	16 [L]
10/3 at Cleveland	7	15 [L]
10/11 Buffalo	23	10 [W]
10/18 at Houston	7	3 [W]
10/25 at Oakland	14	31 [L]
11/2 Cincinnati	21	10 [W]
11/8 New York Jets	21	17 [W]
11/15 Kansas City	14	31 [L]
11/22 at Cincinnati	7	34 [L]
11/29 Cleveland	28	9 [W]
12/6 Green Bay	12	20 [L]
12/13 at Atlanta	16	27 [L]
12/20 at Philadelphia	20	30 [L]
Won 5, Lost 9 (H 4-3, A 1-6)	210	272

1969

CHUCK NOLL, Head Coach

	Steelers	Opp.
9/21 Detroit	16	13 [W]
9/28 at Philadelphia	27	41 [L]
10/5 St. Louis	14	27 [L]
10/12 at New York	7	10 [L]
10/18 at Cleveland	31	42 [L]
10/26 Washington	7	14 [L]
11/2 Green Bay	34	38 [L]
11/9 at Chicago	7	38 [L]
11/16 Cleveland	3	24 [L]
11/23 at Minnesota	14	52 [L]
11/30 at St. Louis	10	47 [L]
12/7 Dallas	7	10 [L]
12/14 New York	17	21 [L]
12/21 at New Orleans	24	27 [L]
Won 1, Lost 13 (H 1-6, A 0-7)	218	404

67 YEARS WITH THE STEELERS

1968
BILL AUSTIN, Head Coach

	Steelers	Opp.
9/15 New York	20	34 [L]
9/22 at Los Angeles	10	45 [L]
9/29 Baltimore	7	41 [L]
10/5 at Cleveland	24	31 [L]
10/13 at Washington	13	16 [L]
10/20 New Orleans	12	16 [L]
10/27 Philadelphia	6	3 [W]
11/3 at Atlanta	41	21 [W]
11/10 at St. Louis	28	28 [T]
11/17 Cleveland	24	45 [L]
11/24 San Francisco	28	45 [L]
12/1 St. Louis	10	20 [L]
12/8 at Dallas	7	28 [L]
12/15 at New Orleans	14	24 [L]
Won 2, Lost 11, Tied 1	244	397

(H-1-6, A-1-5-1)

1967
BILL AUSTIN, Head Coach

	Steelers	Opp.
9/17 Chicago	41	13 [W]
9/24 St. Louis	14	28 [L]
10/1 at Philadelphia	24	34 [L]
10/7 at Cleveland	10	21 [L]
10/15 New York	24	27 [L]
10/22 Dallas	21	24 [L]
10/29 at New Orleans	14	10 [W]
11/5 Cleveland	14	34 [L]
11/12 at St. Louis	14	14 [T]
11/19 at New York	20	28 [L]
11/26 Minnesota	27	41 [L]
12/3 at Detroit	24	14 [W]
12/10 Washington	10	15 [L]
12/17 at Green Bay	24	17 [W]
Won 4, Lost 9, Tied 1	281	320

(H-1-6, A-3-3-1)

1966
BILL AUSTIN, Head Coach

	Steelers	Opp.
9/11 New York	34	34 [T]
9/18 Detroit	17	3 [W]
9/25 Washington	27	33 [L]
10/2 at Washington	10	24 [L]
10/8 at Cleveland	10	41 [L]
10/16 Philadelphia	14	31 [L]
10/30 at Dallas	21	52 [L]
11/6 Cleveland	16	6 [W]
11/13 St. Louis	30	9 [W]
11/20 Dallas	7	20 [L]
11/27 at St. Louis	3	6 [L]
12/4 at Philadelphia	23	27 [W]
12/11 at New York	47	28 [W]
12/18 at Atlanta	57	33 [W]
Won 5, Lost 8, Tied 1	316	347

(H-3-3-1, A-2-5)

1965
MIKE NIXON, Head Coach

	Steelers	Opp.
9/19 Green Bay	9	41 [L]
9/26 at San Francisco	17	27 [L]
10/3 New York	13	23 [L]
10/9 at Cleveland	19	24 [L]
10/17 St. Louis	7	20 [L]
10/24 at Philadelphia	20	14 [W]
10/31 Dallas	22	13 [W]
11/7 at St. Louis	17	21 [L]
11/14 at Dallas	17	24 [L]
11/21 Washington	3	31 [L]
11/28 Cleveland	21	42 [L]
12/5 at New York	10	35 [L]
12/12 Philadelphia	13	47 [L]
12/19 at Washington	14	35 [L]
Won 2, Lost 12 (H-1-6, A-1-6)	202	397

1964
BUDDY PARKER, Head Coach

	Steelers	Opp.
9/13 Los Angeles	14	26 [L]
9/20 New York	27	24 [W]
9/27 Dallas	23	17 [W]
10/4 at Philadelphia	7	21 [L]
10/10 at Cleveland	23	7 [W]
10/18 at Minnesota	10	30 [L]
10/25 Philadelphia	10	34 [L]
11/1 Cleveland	17	30 [L]
11/8 at St. Louis	30	34 [L]
11/15 Washington	0	30 [L]
11/22 at New York	44	17 [W]
11/29 St. Louis	20	21 [L]
12/6 at Washington	14	7 [W]
12/13 at Dallas	14	17 [L]
Won 5, Lost 9 (H-2-5, A-3-4)	253	315

1963
BUDDY PARKER, Head Coach

	Steelers	Opp.
9/15 at Philadelphia	21	21 [T]
9/22 New York	31	0 [W]
9/29 St. Louis	23	10 [W]
10/5 at Cleveland	23	35 [L]
10/13 at St. Louis	23	24 [L]
10/20 Washington	38	27 [W]
10/27 Dallas	27	21 [L]
11/3 at Green Bay	14	33 [L]
11/10 Cleveland	9	7 [W]
11/17 at Washington	34	28 [W]
11/24 Chicago	17	17 [T]
12/1 Philadelphia	20	20 [T]
12/8 at Dallas	24	19 [W]
12/15 at New York	17	33 [L]
Won 7, Lost 4, Tied 3	321	295

(H-5-0-2, A-2-4-1)

1962
BUDDY PARKER, Head Coach

	Steelers	Opp.
9/16 at Detroit	7	45 [L]
9/23 at Dallas	30	28 [W]
9/30 New York	27	31 [L]
10/6 Philadelphia	13	7 [W]
10/14 at New York	20	17 [W]
10/21 Dallas	27	42 [L]
10/28 Cleveland	14	41 [L]
11/4 Minnesota	39	31 [W]
11/11 at St. Louis	26	17 [W]
11/18 Washington	23	21 [W]
11/25 at Cleveland	14	35 [L]
12/2 St. Louis	19	7 [W]
12/9 at Philadelphia	26	17 [W]
12/16 at Washington	27	24 [W]
Won 9, Lost 5 (H-4-3, A-5-2)	312	363

Playoff Bowl (Miami, Fla.)

1/6 Detroit	10	17 [L]
-------------	----	--------

1961
BUDDY PARKER, Head Coach

	Steelers	Opp.
9/17 at Dallas	24	27 [L]
9/24 New York	14	17 [L]
10/1 at Los Angeles	14	24 [L]
10/8 at Philadelphia	16	21 [L]
10/15 Washington	20	0 [W]
10/22 Cleveland	28	30 [L]
10/29 San Francisco	20	10 [W]
11/5 at Cleveland	17	13 [W]
11/12 Dallas	37	7 [W]
11/19 at New York	21	42 [L]
11/26 St. Louis	30	27 [W]
12/3 Philadelphia	24	35 [L]
12/10 at Washington	30	14 [W]
12/17 at St. Louis	0	20 [L]
Won 6, Lost 8 (H-4-3, A-2-5)	295	287

1960
BUDDY PARKER, Head Coach

	Steelers	Opp.
9/24 at Dallas	35	28 [W]
10/2 at Cleveland	20	28 [L]
10/9 New York	17	19 [L]
10/16 St. Louis	27	14 [W]
10/23 at Washington	27	27 [T]
10/30 Green Bay	13	19 [L]
11/6 at Philadelphia	7	34 [L]
11/13 at New York	24	27 [L]
11/20 Cleveland	14	10 [W]
11/27 Washington	22	10 [W]
12/11 Philadelphia	27	21 [W]
12/18 at St. Louis	7	38 [L]
Won 5, Lost 6, Tied 1	240	275

(H-4-2, A-1-4-1)

1959
BUDDY PARKER, Head Coach

	Steelers	Opp.
9/26 Cleveland	17	7 [W]
10/4 Washington	17	23 [L]
10/11 at Philadelphia	24	28 [L]
10/18 at Washington	27	6 [W]
10/25 New York	16	21 [L]
11/1 at Chicago Cards	24	45 [L]
11/8 Detroit	10	10 [T]
11/15 at New York	14	9 [W]
11/22 at Cleveland	21	20 [W]
11/29 Philadelphia	31	0 [W]
12/6 at Chicago Bears	21	27 [L]
12/13 Chicago Cards	35	20 [W]
Won 6, Lost 5, Tied 1	257	216

(H-3-2-1, A-3-3)

1958
BUDDY PARKER, Head Coach

	Steelers	Opp.
9/28 at San Francisco	20	23 [L]
10/5 Cleveland	12	45 [L]
10/12 Philadelphia	24	3 [W]
10/19 at Cleveland	10	27 [L]
10/26 at New York	6	17 [L]
11/2 Washington	24	16 [W]
11/9 at Philadelphia	31	24 [W]
11/16 New York	31	10 [W]
11/23 at Chicago Cards	27	20 [W]
11/30 Chicago Bears	24	10 [W]
12/7 at Washington	14	14 [T]
12/13 Chicago Cards	38	21 [W]
Won 7, Lost 4, Tied 1	261	230

(H-5-1, A-2-3-1)

1957
BUDDY PARKER, Head Coach

	Steelers	Opp.
9/29 Washington	28	7 [W]
10/5 Cleveland	12	23 [L]
10/13 Chicago Cards	29	20 [W]
10/20 at New York	0	35 [L]
10/27 Philadelphia	6	0 [W]
11/3 at Baltimore	19	13 [W]
11/10 at Cleveland	0	24 [L]
11/24 Green Bay	10	27 [L]
12/1 at Philadelphia	6	7 [L]
12/7 New York	21	10 [W]
12/15 at Washington	3	10 [L]
12/22 at Chicago Cards	27	2 [W]
Won 6, Lost 6 (H-4-2, A-2-4)	161	178

1956
WALT KIESLING, Head Coach

	Steelers	Opp.
9/30 Washington	30	13 [W]
10/6 Cleveland	10	14 [L]
10/14 Philadelphia	21	35 [L]
10/21 at New York	10	38 [L]
10/28 at Cleveland	24	16 [W]

67 YEARS WITH THE STEELERS

11/4	New York	14	17	[L]
11/11	at Philadelphia	7	14	[L]
11/18	Chicago Cards	14	7	[W]
11/25	at Chicago Cards	27	38	[L]
12/2	Los Angeles	30	13	[W]
12/9	at Detroit	7	45	[L]
12/16	at Washington	23	0	[W]
Won 5, Lost 7 (H 3-3, A 2-4)		217	250	

1955

WALT KIESLING, Head Coach

		Steelers	Opp.	
9/26	Chicago Cards	14	7	[W]
10/2	at Los Angeles	26	27	[L]
10/9	New York	30	23	[W]
10/15	Philadelphia	13	7	[W]
10/23	at New York	19	17	[W]
10/30	at Philadelphia	0	24	[L]
11/5	at Chicago Cards	13	27	[L]
11/13	Detroit	28	31	[L]
11/20	at Cleveland	14	41	[L]
11/27	Washington	14	23	[L]
12/4	Cleveland	7	30	[L]
12/11	at Washington	17	28	[L]
Won 4, Lost 8 (H 3-3, A 1-5)		195	285	

1954

WALT KIESLING, Head Coach

		Steelers	Opp.	
9/26	at Green Bay	21	20	[W]
10/2	Washington	37	7	[W]
10/9	at Philadelphia	22	24	[L]
10/17	Cleveland	55	27	[W]
10/23	Philadelphia	17	7	[W]
10/31	at Chicago Cards	14	17	[L]
11/7	New York	6	30	[L]
11/14	at Washington	14	17	[L]
11/20	San Francisco	3	31	[L]
11/28	Chicago Cards	20	17	[W]
12/5	at New York	3	24	[L]
12/12	at Cleveland	7	42	[L]
Won 5, Lost 7 (H 4-2, A 1-5)		219	263	

1953

JOE BACH, Head Coach

		Steelers	Opp.	
9/27	at Detroit	21	38	[L]
10/3	New York	24	14	[W]
10/11	Chicago Cards	31	28	[W]
10/17	at Philadelphia	7	23	[L]
10/24	Green Bay	31	14	[W]
11/1	Philadelphia	7	35	[L]
11/8	at Cleveland	16	34	[L]
11/15	at New York	14	10	[W]
11/22	Cleveland	16	20	[L]
11/29	Washington	9	17	[L]
12/6	at Chicago Cards	21	17	[W]
12/13	at Washington	14	13	[W]
Won 6, Lost 6 (H 3-3, A 3-3)		211	263	

1952

JOE BACH, Head Coach

		Steelers	Opp.	
9/28	Philadelphia	25	31	[L]
10/4	Cleveland	20	21	[L]
10/12	at Philadelphia	21	26	[L]
10/19	Washington	24	28	[L]
10/26	at Chicago Cards	34	28	[W]
11/2	at Washington	24	23	[W]
11/9	Detroit	6	31	[L]
11/16	at Cleveland	28	29	[L]
11/23	Chicago Cards	17	14	[W]
11/30	New York	63	7	[W]
12/7	at San Francisco	24	7	[W]
12/14	at Los Angeles	14	28	[L]
Won 5, Lost 7 (H 2-4, A 3-3)		300	273	

1951

JOHN MICHELOSEN, Head Coach

		Steelers	Opp.	
10/1	New York	13	13	[T]
10/7	at Green Bay	33	35	[L]
10/14	San Francisco	24	28	[L]
10/21	at Cleveland	0	17	[L]
10/28	at Chicago Cards	28	14	[W]
11/4	Philadelphia	13	34	[L]
11/11	Green Bay	28	7	[W]
11/18	Washington	7	22	[L]
11/25	at Philadelphia	17	13	[W]
12/2	at New York	0	14	[L]
12/9	Cleveland	0	28	[L]
12/16	at Washington	20	10	[W]
Won 4, Lost 7, Tied 1 (H 1-4, A 3-3)		183	235	

1950

JOHN MICHELOSEN, Head Coach

		Steelers	Opp.	
9/17	New York	7	18	[L]
9/24	at Detroit	7	10	[L]
10/1	at Washington	26	7	[W]
10/7	Cleveland	17	30	[L]
10/15	at New York	17	6	[W]
10/22	Philadelphia	10	17	[L]
10/29	at Cleveland	7	45	[L]
11/5	at Philadelphia	9	7	[W]
11/12	Baltimore	17	7	[W]
11/23	at Chicago Cards	28	17	[W]
12/3	Washington	7	24	[L]
12/10	Chicago Cards	28	7	[W]
Won 6, Lost 6 (H 2-4, A 4-2)		180	195	

1949

JOHN MICHELOSEN, Head Coach

		Steelers	Opp.	
9/25	New York Giants	28	7	[W]
10/3	Washington	14	27	[L]
10/8	Detroit	14	7	[W]
10/16	at New York Giants	21	17	[W]
10/23	New York Bulldogs	24	13	[W]
10/30	Philadelphia	7	38	[L]
11/6	at Washington	14	27	[L]
11/13	Los Angeles	7	7	[T]
11/20	at Green Bay	30	7	[W]
11/27	at Philadelphia	17	34	[L]
12/4	at Chicago Bears	21	30	[L]
12/11	at New York Bulldogs	27	0	[W]
Won 6, Lost 5, Tied 1 (H 3-2, A 3-3)		224	214	

1948

JOHN MICHELOSEN, Head Coach

		Steelers	Opp.	
9/26	at Washington	14	17	[L]
10/3	Boston	24	14	[W]
10/10	Washington	10	7	[W]
10/17	at Boston	7	13	[L]
10/24	at New York	27	34	[L]
10/31	Philadelphia	7	34	[L]
11/7	Green Bay	38	7	[W]
11/14	Chicago Cards	7	24	[L]
11/21	at Detroit	14	17	[L]
11/28	at Philadelphia	0	17	[L]
12/5	New York	38	28	[W]
12/12	at Los Angeles	14	31	[L]
Won 4, Lost 8 (H 4-2, A 0-6)		200	243	

1947

JOCK SUTHERLAND, Head Coach

		Steelers	Opp.	
9/21	Detroit	17	10	[W]
9/29	Los Angeles	7	48	[L]
10/5	at Washington	26	27	[L]
10/12	at Boston	30	14	[W]
10/19	Philadelphia	35	24	[W]
10/26	at New York	38	21	[W]

11/2	at Green Bay	18	17	[W]
11/9	Washington	21	14	[W]
11/16	New York	24	7	[W]
11/23	at Chicago Bears	7	49	[L]
11/30	at Philadelphia	0	21	[L]
12/7	Boston	17	7	[W]
Won 8, Lost 4 (H 5-1, A 3-3)		240	259	

Eastern Division Playoff

12/21	Philadelphia	0	21	[L]
-------	--------------	---	----	-----

1946

JOCK SUTHERLAND, Head Coach

		Steelers	Opp.	
9/20	Chicago Cards	14	7	[W]
9/29	at Washington	14	14	[T]
10/6	New York	14	17	[L]
10/13	Boston	16	7	[W]
10/20	at Green Bay	7	17	[L]
10/27	at Boston	33	7	[W]
11/3	Washington	14	7	[W]
11/10	at Detroit	7	17	[L]
11/17	Philadelphia	10	7	[W]
11/24	at New York	0	7	[L]
12/1	at Philadelphia	7	10	[L]
Won 5, Lost 5 Tied 1 (H 4-1, A 1-4-1)		136	117	

1945

JIM LEONARD, Head Coach

		Steelers	Opp.	
9/25	at Boston	7	28	[L]
10/7	New York	6	34	[L]
10/14	Washington	0	14	[L]
10/21	at New York	21	7	[W]
10/28	Boston	6	10	[L]
11/4	Philadelphia	3	45	[L]
11/11	Chicago Cards	23	0	[W]
11/18	at Philadelphia	6	30	[L]
11/25	at Chicago Bears	7	28	[L]
12/2	at Washington	0	24	[L]
Won 2, Lost 8 (H 1-4, A 1-4)		79	220	

1944*

WALT KIESLING and
PHIL HANDLER, Head Coaches

		Steelers	Opp.	
9/24	Cleveland	28	30	[L]
10/8	Green Bay	7	34	[L]
10/15	at Chicago Bears	7	34	[L]
10/22	at New York	0	23	[L]
10/29	at Washington	20	42	[L]
11/5	Detroit	6	27	[L]
11/12	at Detroit	7	21	[L]
11/19	** Cleveland	6	33	[L]
11/26	** Green Bay	20	35	[L]
12/3	Chicago Bears	7	49	[L]
Won 0, Lost 10 (H 0-6, A 0-4)		108	328	

*Combined with Chicago Cards

**Home game played in Chicago

1943*

WALT KIESLING and
GREASY NEALE, Head Coaches

		Steelers	Opp.	
10/2	** Brooklyn	17	0	[W]
10/9	** New York	28	14	[W]
10/17	at Chicago Bears	21	48	[L]
10/24	at New York	14	42	[L]
10/31	Chicago Cards	34	13	[W]
11/7	** Washington	14	14	[T]
11/14	at Brooklyn	7	13	[L]
11/21	Detroit	35	34	[W]
11/28	at Washington	27	14	[W]
12/5	** Green Bay	28	38	[L]
Won 5, Lost 4, Tied 1 (H 4-1-1, A 1-3)		225	220	

*Combined with Philadelphia Eagles

**Home game played in Philadelphia

67 YEARS WITH THE STEELERS

1942

WALT KIESLING, Head Coach

	Steelers	Opp.
9/13 Philadelphia	14	24 [L]
9/20 at Washington	14	24 [L]
10/4 New York	13	10 [W]
10/11 at Brooklyn	7	0 [W]
10/18 at Philadelphia	14	0 [W]
10/25 Washington	0	14 [L]
11/1 at New York	17	9 [W]
11/8 at Detroit	35	7 [W]
11/22 Chicago Cards	19	3 [W]
12/6 at Green Bay	21	24 [L]
Won 7, Lost 4 (H 3-2, A 2-2)	167	119

1941

BERT BELL, ALDO DONELLI
and WALT KIESLING,
Head Coaches

	Steelers	Opp.
9/7 at Cleveland	14	17 [L]
9/21 Philadelphia	7	10 [L]
10/5 New York	10	37 [L]
10/12 Washington	20	24 [L]
10/19 at New York	7	28 [L]
10/26 at Chicago Bears	7	34 [L]
11/2 at Washington	3	23 [L]
11/9 at Philadelphia	7	7 [T]
11/16 Brooklyn	14	7 [W]
11/23 Green Bay	7	54 [L]
11/30 at Brooklyn	7	35 [L]
Won 1, Lost 9, Tied 1	103	276
(H 1-4, A 0-5-1)		

1940

WALT KIESLING, Head Coach

	Steelers	Opp.
9/8 Chicago Cards	7	7 [T]
9/15 New York	10	10 [T]
9/22 at Detroit	10	7 [W]
9/29 Brooklyn	3	10 [L]
10/6 Washington	10	40 [L]
10/13 at Brooklyn	0	21 [L]
10/20 at New York	0	12 [L]
10/27 at Green Bay	3	24 [L]
11/3 at Washington	10	37 [L]
11/10 Philadelphia	7	3 [W]
11/28 at Philadelphia	0	7 [L]
Won 2, Lost 7, Tied 2	60	178
(H 1-2-2, A 1-5)		

1939

WALT KIESLING and
JOHN BLOOD, Head Coaches

	Steelers	Opp.
9/14 at Brooklyn	7	12 [L]

9/24 Chicago Cards	0	10 [L]
10/2 Chicago Bears	0	32 [L]
10/8 New York	7	14 [L]
10/15 at Washington	14	44 [L]
10/22 Washington	14	21 [L]
10/29 at Cleveland	14	14 [T]
11/5 at Brooklyn	13	17 [L]
11/19 at New York	7	23 [L]
11/23 at Philadelphia	14	17 [L]
11/26 Philadelphia	24	12 [W]
Won 1, Lost 9, Tied 1	114	216
(H 1-4, A 0-5-1)		

1938

JOHN BLOOD, Head Coach

	Steelers	Opp.
9/9 at Detroit	7	16 [L]
9/11 New York	14	27 [L]
9/16 at Philadelphia	7	27 [L]
9/23 at Brooklyn	17	3 [W]
10/3 at New York	13	10 [W]
10/9 Brooklyn	7	17 [L]
10/23 at Green Bay	0	20 [L]
11/6 Washington	0	7 [L]
11/20 at Philadelphia	7	14 [L]
11/27 at Washington	0	15 [L]
12/4 at Cleveland	7	13 [L]
Won 2, Lost 9 (H 0-3, A 2-6)	79	169

1937

JOHN BLOOD, Head Coach

	Steelers	Opp.
9/5 Philadelphia	27	14 [W]
9/19 at Brooklyn	21	0 [W]
9/26 New York	7	10 [L]
10/4 Chicago Bears	0	7 [L]
10/10 at Detroit	3	7 [L]
10/17 at Washington	20	34 [L]
10/24 Chicago Cubs	7	13 [L]
10/31 Philadelphia	16	7 [W]
11/7 at New York	0	17 [L]
11/14 Washington	21	13 [W]
11/21 Brooklyn	0	23 [L]
Won 4, Lost 7, (H 3-4, A 1-3)	122	145

1936

JOE BACH, Head Coach

	Steelers	Opp.
9/13 Boston	10	0 [W]
9/23 at Brooklyn	10	6 [W]
9/27 New York	10	7 [W]
10/4 Chicago Bears	9	27 [L]
10/14 Philadelphia	17	0 [W]
10/18 at Chicago Bears	6	26 [L]
10/25 at Green Bay	10	42 [L]
11/1 Brooklyn	10	7 [W]

11/5 at Philadelphia	6	0 [W]
11/8 at Detroit	3	28 [L]
11/15 at Chicago Cards	6	14 [L]
11/29 at Boston	0	30 [L]
Won 6, Lost 8 (H 4-1, A 2-5)	97	187

1935

JOE BACH, Head Coach

	Steelers	Opp.
9/13 at Philadelphia	17	7 [W]
9/22 New York	7	42 [L]
9/29 Chicago Bears	7	23 [L]
10/6 at Green Bay	0	27 [L]
10/9 Philadelphia	6	17 [L]
10/20 Chicago Cards	17	13 [W]
10/27 Boston	6	0 [W]
11/3 Brooklyn	7	13 [L]
11/10 at Brooklyn	16	7 [W]
11/24 Green Bay	14	34 [L]
12/1 at Boston	3	13 [L]
12/8 at New York	0	13 [L]
Won 4, Lost 8 (H 2-5, A 2-3)	100	209

1934

LUBY DIMELIO, Head Coach

	Steelers	Opp.
9/9 Cincinnati	13	0 [W]
9/16 Boston	0	7 [L]
9/26 Philadelphia	0	17 [L]
10/3 New York	12	14 [L]
10/7 at Philadelphia	9	7 [W]
10/10 Chicago Bears	0	28 [L]
10/14 at Boston	0	39 [L]
10/21 at New York	7	17 [L]
10/28 at Brooklyn	3	21 [L]
11/4 at Detroit	7	40 [L]
11/11 at St. Louis	0	6 [L]
11/18 Brooklyn	0	10 [L]
Won 2, Lost 10 (H 1-5, A 1-5)	51	206

1933

JAP DOUDS, Head Coach

	Steelers	Opp.
9/20 New York	2	23 [L]
9/27 Chicago Cardinals	14	13 [W]
10/4 Boston	6	21 [L]
10/11 Cincinnati	17	0 [W]
10/15 at Green Bay	0	47 [L]
10/22 at Cincinnati	0	0 [W]
10/29 at Boston	16	14 [T]
11/5 at Brooklyn	3	3 [T]
11/12 Brooklyn	0	32 [L]
11/19 at Philadelphia	6	25 [L]
12/3 at New York	3	27 [L]
Won 3, A 1-3-2	67	205

WHERE THE STEELERS FINISHED (1970-99)

Year	Record	Finish
1970	5-9	3rd in AFC Central
1971	6-8	2nd in AFC Central
1972	11-3	AFC Central Champion (1)
1973	10-4	2nd in AFC Central (WC)*
1974	10-3-1	AFC Central Champion (2)
1975	12-2	AFC Central Champion (3)
1976	10-4	AFC Central Champion (4)
1977	9-5	AFC Central Champion (5)
1978	14-2	AFC Central Champion (6)
1979	12-4	AFC Central Champion (7)
1980	9-7	3rd in AFC Central
1981	8-8	2nd in AFC Central
1982	6-3	4th in AFC Tournament (WC)*
1983	10-6	AFC Central Champion (8)
1984	9-7	AFC Central Champion (9)

Year	Record	Finish
1985	7-9	3rd in AFC Central
1986	6-10	3rd in AFC Central
1987	8-7	3rd in AFC Central
1988	5-11	4th in AFC Central
1989	9-7	3rd in AFC Central (WC)*
1990	9-7	3rd in AFC Central
1991	7-9	2nd in AFC Central
1992	11-5	AFC Central Champion (10)
1993	9-7	2nd in AFC Central (WC)*
1994	12-4	AFC Central Champion (11)
1995	11-5	AFC Central Champion (12)
1996	10-6	AFC Central Champion (13)
1997	11-5	AFC Central Champion (14)
1998	7-9	3rd in AFC Central
1999	6-10	4th in AFC Central

*Earned Wild Card playoff berth
(#) = Number of Division Titles



PITTSBURGH STEELERS IN THE POSTSEASON (21-16)

Year	Record	Game	Date	Opponent	Att.	Steelers	Opp.	Result
1947	8-4	Eastern Division Playoff	12/21/47	Philadelphia	35,729	0	21	L
1962	9-5	Playoff Bowl	1/6/63	Detroit	36,284	10	17	L
1972*	11-3	AFC Divisional Playoff	12/23/72	Oakland	50,327	13	7	W
		AFC Championship	12/31/72	Miami	50,845	17	21	L
1973	10-4	AFC Wild Card Game	12/22/73	at Oakland	52,646	14	33	L
1974*+	10-3-1	AFC Divisional Playoff	12/22/74	Buffalo	49,841	32	14	W
		AFC Championship	12/29/74	at Oakland	53,800	24	13	W
		Super Bowl IX	1/12/75	Minnesota	80,997	16	6	W
1975*+	12-2	AFC Divisional Playoff	12/27/75	Baltimore	49,557	28	10	W
		AFC Championship	1/4/76	Oakland	50,609	16	10	W
		Super Bowl X	1/18/76	Dallas	80,187	21	17	W
1976*	10-4	AFC Divisional Playoff	12/19/76	at Baltimore	59,296	40	14	W
		AFC Championship	12/26/76	at Oakland	53,821	7	24	L
1977*	9-5	AFC Divisional Playoff	12/24/77	at Denver	75,059	21	34	L
1978*+	14-2	AFC Divisional Playoff	12/30/78	Denver	50,230	33	10	W
		AFC Championship	1/7/79	Houston	50,725	34	5	W
		Super Bowl XIII	1/12/79	Houston	79,484	35	31	W
1979*+	12-4	AFC Divisional Playoff	12/30/79	Miami	50,214	34	14	W
		AFC Championship	1/6/80	Houston	50,475	27	13	W
		Super Bowl XIV	1/20/80	L.A. Rams	103,985	31	19	W
1982	6-3	AFC Tournament	1/9/83	San Diego	53,546	28	31	L
1983*	10-6	AFC Divisional Playoff	1/1/84	at L.A. Raiders	90,380	10	38	L
1984*	9-7	AFC Divisional Playoff	12/30/84	at Denver	74,981	24	17	W
		AFC Championship	1/6/85	at Miami	76,029	28	45	L
1989	9-7	AFC Wild Card Game	12/31/89	at Houston	58,306	26	23	W
		AFC Divisional Playoff	1/7/90	at Denver	75,868	23	24	L
1992*	11-5	AFC Divisional Playoff	1/9/93	Buffalo	60,407	3	24	L
1993	9-7	AFC Wild Card Game	1/8/94	at Kansas City	75,868	23	24	L
1994*	12-4	AFC Divisional Playoff	1/7/95	Cleveland	58,185	29	9	W
		AFC Championship	1/15/95	San Diego	61,545	13	17	L
1995*+	11-5	AFC Divisional Playoff	1/6/96	Buffalo	50,072	40	21	W
		AFC Championship	1/14/96	Indianapolis	61,062	20	16	W
		Super Bowl XXX	1/28/96	Dallas	76,347	17	27	L
1996*	10-6	AFC Wild Card Game	12/29/96	Indianapolis	58,078	42	14	W
		AFC Divisional Playoff	1/5/97	at New England	60,188	3	28	L
1997*	11-5	AFC Divisional Playoff	1/3/98	New England	61,228	7	6	W
		AFC Championship	1/11/98	Denver	61,382	21	24	L

* AFC Central Champion

+ AFC Champion

PLAYOFF BERTHS SINCE 1970 MERGER

Dallas	22
Miami	19
San Francisco	19
PITTSBURGH	18
Oakland	15
St. Louis	15
Minnesota	14
Buffalo	13
Denver	13

CONSECUTIVE PLAYOFF VICTORIES

Green Bay (1961-62, 1965-67)	9
PITTSBURGH (1974-76)	7
San Francisco (1988-90)	7
Dallas (1992-94)	7
Denver (1997-present)	7



DIVISION TITLES SINCE 1970 MERGER

San Francisco	16
Dallas	15
PITTSBURGH	14
Minnesota	13
Miami	11
Denver	9
Oakland	9
St. Louis	9
Buffalo	7

STEELERS PRESEASON RESULTS

1999 (1-3)	
Pitt. vs. Chicago at Pittsburgh	30-23
Pitt. vs. Carolina at Carolina	13-20
Pitt. vs. Washington at Pittsburgh	14-27
Pitt. vs. Buffalo at Buffalo	14-16

1998 (3-2)	
Pitt. vs. Tampa Bay at Canton	6-30
Pitt. vs. Buffalo at Pittsburgh	24-13
Pitt. vs. Philadelphia at Philadelphia	17-21
Pitt. vs. Atlanta at Morgantown, W.Va.	28-22
Pitt. vs. Carolina at Pittsburgh	38-24

1997 (5-0)	
Pitt. vs. Chicago at Dublin	30-17
Pitt. vs. Kansas City at Kansas City	28-14
Pitt. vs. Philadelphia at Pittsburgh	42-26
Pitt. vs. Detroit at Pittsburgh	28-20
Pitt. vs. Carolina at Carolina	27-19

1996 (2-3)	
Pitt. vs. San Diego at Tokyo	10-20
Pitt. vs. St. Louis at Pittsburgh	16-10
Pitt. vs. Green Bay at Green Bay	17-24
Pitt. vs. Tampa Bay at Pittsburgh	13-3
Pitt. vs. Philadelphia at Philadelphia	19-20

1995 (1-3)	
Pitt. vs. Buffalo at Buffalo	31-10
Pitt. vs. Green Bay at Pittsburgh	13-36
Pitt. vs. Tampa Bay at Tampa Bay	7-20
Pitt. vs. Philadelphia at Pittsburgh	6-16

1994 (1-3)	
Pitt. vs. Miami at Miami	14-24
Pitt. vs. L.A. Raiders at Pittsburgh	29-17
Pitt. vs. Indianapolis at Pittsburgh	14-17
Pitt. vs. Washington at Washington	21-22

1993 (2-3)	
Pitt. vs. San Francisco at Barcelona	14-21
Pitt. vs. New York Jets at Pittsburgh	17-13
Pitt. vs. New York Giants at New York	23-17
Pitt. vs. Washington at Pittsburgh	3-10
Pitt. vs. Minnesota at Minneapolis	13-30

1992 (2-2)	
Pitt. vs. Philadelphia at Pittsburgh	33-35
Pitt. vs. New Orleans at New Orleans	0-26
Pitt. vs. Chicago at Chicago	28-17
Pitt. vs. New York Giants at Pittsburgh	24-3

1991 (2-2)	
Pitt. vs. Washington at Pittsburgh	16-7
Pitt. vs. Minnesota at Minnesota	24-34
Pitt. vs. Philadelphia at Philadelphia	20-21
Pitt. vs. Detroit at Detroit	16-3

1990 (2-2)	
Pitt. vs. New England at Montreal	30-14
Pitt. vs. Washington at Washington	24-27
Pitt. vs. Dallas at Dallas	9-20
Pitt. vs. Philadelphia at Pittsburgh	20-10

1989 (2-2)	
Pitt. vs. Washington at Pittsburgh	14-21
Pitt. vs. Cleveland at Cleveland	24-21
Pitt. vs. Philadelphia at Philadelphia	14-38
Pitt. vs. New York Giants at New York	13-10

1988 (3-1)	
Pitt. vs. Washington at Washington	44-31
Pitt. vs. Philadelphia at Pittsburgh	21-16
Pitt. vs. New York Giants at New York	17-28
Pitt. vs. New Orleans at New Orleans	31-28

1987 (0-4)	
Pitt. vs. Washington at Washington	17-23
Pitt. vs. Chicago at Chicago	14-50

Pitt. vs. New Orleans at New Orleans	28-31
Pitt. vs. New York Giants at Pittsburgh	20-26

1986 (1-3)	
Pitt. vs. Chicago at Pittsburgh	13-23
Pitt. vs. Washington at Washington	(ot) 24-27
Pitt. vs. Dallas at Dallas	41-28
Pitt. vs. New York Giants at New York	3-17

1985 (1-3)	
Pitt. vs. Tampa Bay at Tampa	42-27
Pitt. vs. Minnesota at Minneapolis	34-41
Pitt. vs. St. Louis at St. Louis	6-14
Pitt. vs. New York Giants at Pittsburgh	14-24

1984 (3-1)	
Pitt. vs. Cleveland at Cleveland	31-14
Pitt. vs. Philadelphia at Pittsburgh	20-17
Pitt. vs. Dallas at Dallas	20-10
Pitt. vs. New York Giants at New York	9-16

1983 (4-1)	
Pitt. vs. New Orleans at Canton	27-14
Pitt. vs. New England at Knoxville	27-16
Pitt. vs. New York Giants at Pittsburgh	13-22
Pitt. vs. Dallas at Dallas	24-7
Pitt. vs. Philadelphia at Philadelphia	10-3

1982 (4-0)	
Pitt. vs. New England at Knoxville	24-20
Pitt. vs. New York Giants at New York	13-10
Pitt. vs. Baltimore at Pittsburgh	37-15
Pitt. vs. Philadelphia at Pittsburgh	27-24

1981 (2-2)	
Pitt. vs. Cleveland at Cleveland	35-31
Pitt. vs. Philadelphia at Philadelphia	20-36
Pitt. vs. Dallas at Dallas	14-24
Pitt. vs. New York Giants at Pittsburgh	31-6

1980 (3-1)	
Pitt. vs. New York Giants at New York	13-0
Pitt. vs. Atlanta at Atlanta	17-14
Pitt. vs. New York Jets at Pittsburgh	13-20
Pitt. vs. Dallas at Dallas	31-10

1979 (3-1)	
Pitt. vs. Buffalo at Buffalo	15-7
Pitt. vs. New York Giants at Pittsburgh	10-3
Pitt. vs. New York Jets at New York	27-14
Pitt. vs. Dallas at Dallas	14-16

1978 (2-2)	
Pitt. vs. Baltimore at Baltimore	22-10
Pitt. vs. Atlanta at Pittsburgh	13-7
Pitt. vs. New York Giants at New York	6-13
Pitt. vs. Dallas at Dallas	13-16

1977 (3-3)	
Pitt. vs. Buffalo at Pittsburgh	28-24
Pitt. vs. Kansas City at Kansas City	21-23
Pitt. vs. New York Jets at New York	26-13
Pitt. vs. New England at New England	10-13
Pitt. vs. Philadelphia at Pittsburgh	21-13
Pitt. vs. Dallas at Dallas	0-30

1976 (5-2)	
Pitt. vs. All Stars at Chicago	24-0
Pitt. vs. New Orleans at New Orleans	24-14
Pitt. vs. Philadelphia at Philadelphia	14-7
Pitt. vs. Washington at Washington	27-7
Pitt. vs. New York Giants at Pittsburgh	0-17
Pitt. vs. Dallas at Dallas	10-20
Pitt. vs. New York Jets at Pittsburgh	41-6

1975 (3-4)	
Pitt. vs. All Stars at Chicago	21-14
Pitt. vs. Philadelphia at Pittsburgh	14-17
Pitt. vs. Oakland at Berkeley	21-24

Pitt. vs. Baltimore at Baltimore	31-10
Pitt. vs. New York Giants at Princeton	7-24
Pitt. vs. New Orleans at Pittsburgh	24-13
Pitt. vs. Dallas at Dallas	16-17

1974 (6-0)	
Pitt. vs. New Orleans at New Orleans	26-7
Pitt. vs. Chicago at Pittsburgh	50-21
Pitt. vs. Philadelphia at Philadelphia	(ot) 33-30
Pitt. vs. New York Giants at Pittsburgh	17-7
Pitt. vs. Washington at Washington	21-19
Pitt. vs. Dallas at Dallas	41-15

1973 (4-2)	
Pitt. vs. Baltimore at Pittsburgh	34-7
Pitt. vs. Minnesota at Bloomington	6-10
Pitt. vs. Philadelphia at Pittsburgh	17-3
Pitt. vs. New York Giants at New York	24-29
Pitt. vs. Green Bay at Green Bay	30-22
Pitt. vs. Atlanta at Pittsburgh	19-0

1972 (4-1-1)	
Pitt. vs. New York Giants at Pittsburgh	28-10
Pitt. vs. New York Jets at Seattle	22-3
Pitt. vs. Atlanta at Atlanta	31-17
Pitt. vs. Baltimore at Tampa	13-16
Pitt. vs. New Orleans at Memphis	56-7
Pitt. vs. Washington at Pittsburgh	10-10

1971 (3-2-0)	
Pitt. vs. Green Bay at Green Bay	16-13
Pitt. vs. Cincinnati at Cincinnati	13-20
Pitt. vs. Minnesota at Pittsburgh	21-26
Pitt. vs. New York Jets at Cleveland	35-21
Pitt. vs. New York Giants at New York	20-3

1970 (4-1-0)	
Pitt. vs. Miami at Jacksonville	10-16
Pitt. vs. Minnesota at Bloomington	20-13
Pitt. vs. New York Giants at Pittsburgh	21-6
Pitt. vs. Boston at Shreveport	31-3
Pitt. vs. Oakland at Oakland	20-6

1969 (2-3-0)	
Pitt. vs. St. Louis at Norfolk, Va.	12-27
Pitt. vs. New Orleans at Baton Rouge, La.	34-24
Pitt. vs. Cincinnati at Pittsburgh	13-23
Pitt. vs. Green Bay at Green Bay	19-31
Pitt. vs. New York Giants at Montreal	17-13

1968 (1-4-0)	
Pitt. vs. St. Louis at St. Louis	7-24
Pitt. vs. San Diego at San Diego	36-33
Pitt. vs. Cincinnati at Morgantown, W. Va.	3-19
Pitt. vs. Green Bay at Milwaukee	17-21
Pitt. vs. Washington at Norfolk, Va.	17-24

1967 (2-3-0)	
Pitt. vs. Green Bay at Green Bay	20-31
Pitt. vs. New Orleans at Baton Rouge, La.	17-20
Pitt. vs. St. Louis at Nashville	24-13
Pitt. vs. San Diego at San Diego	16-7
Pitt. vs. Washington at Norfolk, Va.	10-16

1966 (1-4-0)	
Pitt. vs. New York Giants at Ithaca, NY	14-16
Pitt. vs. Minnesota at Portland	6-35
Pitt. vs. San Francisco at Portland	34-17
Pitt. vs. Green Bay at Green Bay	6-17
Pitt. vs. Cleveland at Birmingham, Ala.	10-14

1965 (0-5-0)	
Pitt. vs. Minnesota at Atlanta	21-31
Pitt. vs. New York Giants at New Haven, Ct.	7-16
Pitt. vs. Baltimore at Atlanta	10-38
Pitt. vs. San Francisco at Providence	9-23
Pitt. vs. Cleveland at Akron	16-28



STEELERS VS. NFL OPPONENTS

ARIZONA CARDINALS

Steelers won 31, lost 22, tied 3 (Home: 20-8-1, Road: 11-14-2)

	STEELERS	CARDINALS		STEELERS	CARDINALS		STEELERS	CARDINALS			
1933	14	13	[W]	1954 h	20	17	[W]	1964	30	34	[L]
1935 h	17	13	[W]	1955 h	14	7	[W]	1964 h	20	21	[L]
1936	6	14	[L]	1955	13	27	[L]	1965 h	7	20	[L]
1937 h	7	13	[L]	1956 h	14	7	[W]	1965	17	21	[L]
1939 h	0	10	[L]	1956	27	38	[L]	1966 h	30	9	[W]
1940 h	7	7	[T]	1957 h	29	20	[W]	1966	3	6	[L]
1942 h	19	3	[W]	1957	27	2	[W]	1967 h	14	28	[L]
1943 h	34	13	[W]	1958	27	20	[W]	1967	14	14	[T]
1945 h	23	0	[W]	1958 h	38	21	[W]	1968	28	28	[T]
1946 h	14	7	[W]	1959	24	45	[L]	1968 h	10	20	[L]
1948 h	7	24	[L]	1959 h	35	20	[W]	1969 h	14	27	[L]
1950	28	17	[W]	1960 h	27	14	[W]	1969	10	47	[L]
1950 h	28	7	[W]	1960	7	38	[L]	1972	25	19	[W]
1951	28	14	[W]	1961 h	30	27	[W]	1979	24	21	[W]
1952	34	28	[W]	1961	0	20	[L]	1985 h	23	10	[W]
1952 h	17	14	[W]	1962	26	17	[W]	1988	14	31	[L]
1953 h	31	28	[W]	1962 h	19	7	[W]	1994	17	20 ot	[L]
1953	21	17	[W]	1963 h	23	10	[W]	1997	26	20 ot	[W]
1954	14	17	[L]	1963	23	24	[L]				

Franchise moved from Chicago to St. Louis after 1959 season.

Franchise moved from St. Louis to Phoenix after 1987 season.

ATLANTA FALCONS

Steelers won 11, lost 1 (Home: 5-0, Road: 6-1)

STEELERS		FALCONS		STEELERS		FALCONS		STEELERS		FALCONS	
1966	57	33	[W]	1978 h	31	7	[W]	1990 h	21	9	[W]
1968	41	21	[W]	1981	34	20	[W]	1993	45	17	[W]
1970	16	27	[L]	1984 h	35	10	[W]	1996	20	17	[W]
1974 h	24	17	[W]	1987	28	12	[W]	1999 h	13	9	[W]

BALTIMORE RAVENS

Steelers won 6, lost 2 (Home: 3-1, Road: 3-1)

STEELERS			RAVENS			STEELERS			RAVENS			STEELERS			RAVENS		
1996 h	31	17	[W]	1997	37	0	[W]	1999	23	20	[W]	1999 h	24	31	[L]		
1996	17	31	[L]	1998	20	13	[W]										
1997	42	34	[W]	1998 h	16	6	[W]										

BUFFALO BILLS

Steelers won 10, lost 9 (Home: 8-2, Road: 2-7)

STEELERS		BILLS		STEELERS		BILLS		STEELERS		BILLS	
1970 h	23	10	[W]	1982	0	13	[L]	1992 h*	3	24	[L]
1972	38	21	[W]	1985 h	30	24	[W]	1993 h	23	0	[W]
1974 h*	32	14	[W]	1986	12	16	[L]	1994 h	23	10	[W]
1975 h	21	30	[L]	1988	28	36	[L]	1995 h*	40	21	[W]
1978	28	17	[W]	1991	34	52	[L]	1996 h	24	6	[W]
1979 h	28	0	[W]	1992	20	28	[L]	1999	21	24	[L]
1980	13	28	[L]								

CAROLINA PANTHERS

Steelers won 1, lost 1 (Home: 1-0, Road: 0-1)

STEELERS	PANTHERS		STEELERS	PANTHERS			
1996	14	18	[L]	1999 h	30	20	[W]

CHICAGO BEARS

Steelers won 6, lost 19, tied 1 (Home: 5-8-1, Road: 1-11)

STEELERS			BEARS			STEELERS			BEARS		
1934 h	0	28	[L]	1944 h	7	49	[L]	1971	15	17	[L]
1935 h	7	23		1945 h	7	28	[L]	1975 h	34	3	[W]
1936 h	9	27	[L]	1947	7	49	[L]	1980 h	38	3	[W]
1936	6	26		1949	21	30	[L]	1986	10	13 ot	[L]
1937 h	0	7	[L]	1958 h	24	10	[W]	1989 h	0	20	[L]
1939 h	0	32	[L]	1959	21	27	[L]	1992	6	30	[L]
1941	7	34	[L]	1963 h	17	17	[T]	1995	37	34 ot	[W]
1943	21	48		1967 h	41	13	[W]	1998 h	17	12	[W]
1944	7	34	[L]	1969	7	38	[L]				



STEELERS VS. NFL OPPONENTS

CINCINNATI BENGALS

Steelers won 33, lost 26 (Home: 20-10, Road: 13-16)

STEELERS			BENGALS			STEELERS			BENGALS			STEELERS			BENGALS		
1970 h	21	10	[W]	1980	28	30	[L]	1990 h	12	16	[L]	1990 h	12	16	[L]		
1970	7	34	[L]	1980 h	16	17	[L]	1991	33	27	ot [W]	1991	33	27	ot [W]		
1971 h	21	10	[W]	1981	7	34	[L]	1991 h	17	10	[W]	1991 h	17	10	[W]		
1971	21	13	[W]	1981 h	10	17	[L]	1992 h	20	0	[W]	1992 h	20	0	[W]		
1972	10	15	[L]	1982 h	26	20	ot [W]	1992	21	9	[W]	1992	21	9	[W]		
1972 h	40	17	[W]	1983	24	14	[W]	1993 h	34	7	[W]	1993 h	34	7	[W]		
1973	7	19	[L]	1983 h	10	23	[L]	1993	24	16	[W]	1993	24	16	[W]		
1973 h	20	13	[W]	1984 h	38	17	[W]	1994 h	14	10	[W]	1994 h	14	10	[W]		
1974	10	17	[L]	1984	20	22	[L]	1994	38	15	[W]	1994	38	15	[W]		
1974 h	27	3	[W]	1985 h	24	37	[L]	1995 h	9	27	[L]	1995 h	9	27	[L]		
1975	30	24	[W]	1985	21	26	[L]	1995	49	31	[W]	1995	49	31	[W]		
1975 h	35	14	[W]	1986	22	24	[L]	1996 h	20	10	[W]	1996 h	20	10	[W]		
1976 h	23	6	[W]	1986 h	30	9	[W]	1996	24	34	[L]	1996	24	34	[L]		
1976	7	3	[W]	1987 h	23	20	[W]	1997	26	10	[W]	1997	26	10	[W]		
1977 h	20	14	[W]	1987	30	16	[W]	1997 h	20	3	[W]	1997 h	20	3	[W]		
1977	10	17	[L]	1988 h	12	17	[L]	1998	20	25	[L]	1998	20	25	[L]		
1978	28	3	[W]	1988	7	42	[L]	1998 h	24	25	[L]	1998 h	24	25	[L]		
1978 h	7	6	[W]	1989	10	41	[L]	1999	17	3	[W]	1999	17	3	[W]		
1979	10	34	[L]	1989 h	16	26	[L]	1999 h	20	27	[L]	1999 h	20	27	[L]		
1979 h	37	17	[W]	1990	3	27	[L]										

CLEVELAND BROWNS

Steelers won 42, lost 53 (Home: 28-20, Road: 14-33)

STEELERS			BROWNS			STEELERS			BROWNS			STEELERS			BROWNS		
1950 h	17	30	[L]	1966	10	41	[L]	1982	9	10	[L]	1982	9	10	[L]		
1950	7	45	[L]	1966 h	16	6	[W]	1982 h	37	21	[W]	1982 h	37	21	[W]		
1951	0	17	[L]	1967	10	21	[L]	1983 h	44	17	[W]	1983 h	44	17	[W]		
1951 h	0	28	[L]	1967 h	14	34	[L]	1983	17	30	[L]	1983	17	30	[L]		
1952 h	20	21	[L]	1968	24	31	[L]	1984	10	20	[L]	1984	10	20	[L]		
1952	28	29	[L]	1968 h	24	45	[L]	1984 h	23	20	[W]	1984 h	23	20	[W]		
1953	16	34	[L]	1969	31	42	[L]	1985	7	17	[L]	1985	7	17	[L]		
1953 h	16	20	[L]	1969 h	3	24	[L]	1985 h	10	9	[W]	1985 h	10	9	[W]		
1954 h	55	27	[W]	1970	7	15	[L]	1986 h	24	27	[L]	1986 h	24	27	[L]		
1954	7	42	[L]	1970 h	28	9	[W]	1986	31	37	ot [L]	1986	31	37	ot [L]		
1955	14	41	[L]	1971	17	27	[L]	1987	10	34	[L]	1987	10	34	[L]		
1955 h	7	30	[L]	1971 h	26	9	[W]	1987 h	13	19	[L]	1987 h	13	19	[L]		
1956 h	10	14	[L]	1972	24	26	[L]	1988 h	9	23	[L]	1988 h	9	23	[L]		
1956	24	16	[W]	1972 h	30	0	[W]	1988	7	27	[L]	1988	7	27	[L]		
1957 h	12	23	[L]	1973 h	33	6	[W]	1989 h	0	51	[L]	1989 h	0	51	[L]		
1957	0	24	[L]	1973	16	21	[L]	1989	17	7	[W]	1989	17	7	[W]		
1958 h	12	45	[L]	1974 h	20	16	[W]	1990	3	13	[L]	1990	3	13	[L]		
1958	10	27	[L]	1974	26	16	[W]	1990 h	35	0	[W]	1990 h	35	0	[W]		
1959 h	17	7	[W]	1975	42	6	[W]	1991	14	17	[L]	1991	14	17	[L]		
1959	21	20	[W]	1975 h	31	17	[W]	1991 h	17	10	[W]	1991 h	17	10	[W]		
1960	20	28	[L]	1976 h	31	14	[W]	1992	9	17	[L]	1992	9	17	[L]		
1960 h	14	10	[W]	1976	16	18	[L]	1992 h	23	13	[W]	1992 h	23	13	[W]		
1961 h	28	30	[L]	1977	28	14	[W]	1993	23	28	[L]	1993	23	28	[L]		
1961	17	13	[W]	1977 h	35	31	[W]	1993 h	16	9	[W]	1993 h	16	9	[W]		
1962 h	14	41	[L]	1978 h	15	9	ot [W]	1994	17	10	[W]	1994	17	10	[W]		
1962	14	35	[L]	1978	34	14	[W]	1994 h	17	7	[W]	1994 h	17	7	[W]		
1963	23	35	[L]	1979	51	35	[W]	1994 h*	29	9	[W]	1994 h*	29	9	[W]		
1963 h	9	7	[W]	1979 h	33	30	ot [W]	1995 h	20	3	[W]	1995 h	20	3	[W]		
1964	23	7	[W]	1980	26	27	[L]	1995	20	17	[W]	1995	20	17	[W]		
1964 h	17	30	[L]	1980 h	16	13	[W]	1999	43	0	[W]	1999	43	0	[W]		
1965	19	24	[L]	1981 h	13	7	[W]	1999 h	15	16	[L]	1999 h	15	16	[L]		
1965 h	21	42	[L]	1981	32	10	[W]										

DALLAS COWBOYS

Steelers won 13, lost 15 (Home: 6-6, Road: 5-8, Neutral: 2-1)

STEELERS			COWBOYS			STEELERS			COWBOYS			STEELERS			COWBOYS		
1960	35	28	[W]	1965	17	24	[L]	1978***	35	31	[W]	1978***	35	31	[W]		
1961	24	27	[L]	1966	21	52	[L]	1979 h	14	3	[W]	1979 h	14	3	[W]		
1961 h	37	7	[W]	1966 h	7	20	[L]	1982	36	28	[W]	1982	36	28	[W]		
1962	30	28	[W]	1967 h	21	24	[L]	1985	13	27	[L]	1985	13	27	[L]		
1962 h	27	42	[L]	1968	7	28	[L]	1988 h	24	21	[W]	1988 h	24	21	[W]		
1963 h	27	21	[W]	1969 h	7	10	[L]	1991	10	20	[L]	1991	10	20	[L]		
1963	24	19	[W]	1972	13	17	[L]	1994 h	9	26	[L]	1994 h	9	26	[L]		
1964 h	23	17	[W]	1975***	21	17	[W]	1995***	17	27	[L]	1995***	17	27	[L]		
1964	14	17	[L]	1977 h	28	13	[W]	1997 h	7	37	[L]	1997 h	7	37	[L]		
1965 h	22	13	[W]														



STEELERS VS. NFL OPPONENTS

DENVER BRONCOS

Steelers won 8, lost 13, tied 1 (Home: 5-6, Road: 3-7-1)

	STEELERS	BRONCOS		STEELERS	BRONCOS		STEELERS	BRONCOS			
1970	13	16	[L]	1978 h*	33	10	[W]	1989*	23	24	[L]
1971 h	10	22	[L]	1979 h	42	7	[W]	1990	34	17	[W]
1973 h	13	23	[L]	1983 h	10	14	[L]	1991	13	20	[L]
1974	35	35	ot [T]	1984*	24	17	[W]	1993	13	37	[L]
1975 h	20	9	[W]	1985 h	23	31	[L]	1997 h	35	24	[W]
1977	7	21	[L]	1986 h	10	21	[L]	1997 h**	21	24	[L]
1977*	21	34	[L]	1988 h	39	21	[W]				
1978	21	17	[W]	1989	7	34	[L]				

DETROIT LIONS

Steelers won 13, lost 17, tied 1 (Home: 9-3-1, Road: 4-13, Neutral: 0-1)

STEELERS			LIONS			STEELERS			LIONS			STEELERS			LIONS		
1934	7	40	[L]	1948	14	17	[L]	1966 h	17	3	[W]						
1936	3	28	[L]	1949 h	14	7	[W]	1967	24	14	[W]						
1937	3	7	[L]	1950	7	10	[L]	1969 h	16	13	[W]						
1938	7	16	[L]	1952 h	6	31	[L]	1973 h	24	10	[W]						
1940	10	7	[W]	1953	21	38	[L]	1983	3	45	[L]						
1942	35	7	[W]	1955 h	28	31	[L]	1986 h	27	17	[W]						
1943 h	35	34	[W]	1956	7	45	[L]	1989	23	3	[W]						
1944 h	6	27	[L]	1959 h	10	10	[T]	1992 h	17	14	[W]						
1944	7	21	[L]	1962	7	45	[L]	1995 h	23	20	[W]						
1946	7	17	[L]	1962	10	17	[L]	1998	16	19	ot	[L]					
1947 h	17	10	[W]	(Playoff Bowl)													

GREEN BAY PACKERS

Steelers won 12, lost 21 (Home: 6-8, Road: 6-13)

	STEELERS	PACKERS			STEELERS	PACKERS			STEELERS	PACKERS		
1933	0	47	[L]		1946	7	17	[L]	1965 h	9	41	[L]
1935	0	27	[L]		1947	18	17	[W]	1967	24	17	[W]
1935 h	14	34	[L]		1948 h	38	7	[W]	1969 h	34	38	[L]
1936	10	42	[L]		1949	30	7	[W]	1970 h	12	20	[L]
1938	0	20	[L]		1951	33	35	[L]	1975	16	13	[W]
1940	3	24	[L]		1951 h	28	7	[W]	1980 h	22	20	[W]
1941 h	7	54	[L]		1953 h	31	14	[W]	1983	25	21	[W]
1942	21	24	[L]		1954	21	20	[W]	1986 h	27	3	[W]
1943 h	28	38	[L]		1957 h	10	27	[L]	1992	3	17	[L]
1944	7	34	[L]		1960 h	13	19	[L]	1995	19	24	[L]
1944 h	20	35	[L]		1963	14	33	[L]	1998	27	20	[W]

INDIANAPOLIS COLTS

Steelers won 17, lost 4 (Home: 12-1, Road: 5-3)

STEELERS			COLTS			STEELERS			COLTS			STEELERS			COLTS		
1950 h	17	7	[W]	1977	21	31	[L]	1987 h	21	7	[W]						
1957	19	13	[W]	1978 h	35	13	[W]	1991	21	3	[W]						
1968 h	7	41	[L]	1979 h	17	13	[W]	1992 h	30	14	[W]						
1971	21	34	[L]	1980	20	17	[W]	1994 h	31	21	[W]						
1974 h	30	0	[W]	1983	24	13	[W]	1995 h**	20	16	[W]						
1975 h*	28	10	[W]	1984	16	17	[L]	1996 h*	42	14	[W]						
1976*	40	14	[W]	1985 h	45	3	[W]	1997 h	24	22	[W]						

Franchise moved from Baltimore to Indianapolis after 1983 season.

JACKSONVILLE JAGUARS

Steelers won 4, lost 6 (Home: 4-1, Road: 0-5)

	STEELERS	JAGUARS			STEELERS	JAGUARS			STEELERS	JAGUARS		
1995	16	20	[L]		1997	21	30	[L]	1998	3	21	[L]
1995 h	24	7	[W]		1997 h	23	17 ot	[W]	1999 h	3	17	[L]
1996	9	24	[L]		1998 h	30	15	[W]	1999	6	20	[L]
1996 h	28	3	[W]									



STEELERS VS. NFL OPPONENTS

KANSAS CITY CHIEFS

Steelers won 15, lost 8 (Home: 7-4, Road: 8-4)

STEELERS			CHIEFS			STEELERS			CHIEFS		
1970 h	14	31	[L]	1980 h	21	16	[W]	1989 h	23	17	[W]
1971	16	38	[L]	1981 h	33	37	[L]	1992	27	3	[W]
1972 h	16	7	[W]	1982 h	35	14	[W]	1993*	24	27 ot	[L]
1974	34	24	[W]	1984 h	27	37	[L]	1996	17	7	[W]
1975 h	28	3	[W]	1985	36	28	[W]	1997	10	13	[L]
1976	45	0	[W]	1986 h	19	24	[L]	1998	20	13	[W]
1978 h	27	24	[W]	1987	17	16	[W]	1999	19	35	[L]
1979	30	3	[W]	1988 h	16	10	[W]				

MIAMI DOLPHINS

Steelers won 8, lost 11 (Home: 5-3, Road: 3-8)

STEELERS		DOLPHINS		STEELERS		DOLPHINS		STEELERS		DOLPHINS	
1971	21	24	[L]	1984 h	7	31	[L]	1990 h	6	28	[L]
1972 h**	17	21	[L]	1984**	28	45	[L]	1993	21	20	[W]
1973	26	30	[L]	1985	20	24	[L]	1994 h	16	13	ot [W]
1976 h	14	3	[W]	1987	24	35	[L]	1995	10	23	[L]
1979 h*	34	14	[W]	1988 h	40	24	[W]	1996	24	17	[W]
1980 h	23	10	[W]	1989	34	14	[W]	1998	0	21	[L]
1981	10	30	[L]								

MINNESOTA VIKINGS

Steelers won 5, lost 8 (Home: 3-4, Road: 1-4, Neutral: 1-0)

STEELERS			VIKINGS			STEELERS			VIKINGS			STEELERS			VIKINGS		
1962 h	39	31	[W]	1974***	16	6	[W]	1989 h	27	14	[W]	1995 h	24	44	[L]		
1964	10	30	[L]	1976	6	17	[L]	1992 h	3	6	[L]						
1967 h	27	41	[L]	1980	23	17	[W]										
1969	14	52	[L]	1983 h	14	17	[L]										
1972 h	23	10	[W]	1986	7	31	[L]										

NEW ENGLAND PATRIOTS

Steelers won 12, lost 5 (Home: 9-4, Road: 3-1)

STEELERS				PATRIOTS				STEELERS				PATRIOTS			
1972 h	33		[W]	1983 h	23		[L]	1995 h	41		27		[W]		
1974	21		[W]	1986 h	0		[L]	1996*	3		28		[L]		
1976 h	27		[L]	1989 h	28		[W]	1997	24		21 ot		[W]		
1979	16	13 ot	[W]	1990 h	24		[W]	1997 h*	7		6		[W]		
1981 h	27	21 ot	[W]	1991 h	20		[W]	1998 h	9		23		[L]		
1982 h	37	14	[W]	1993 h	17		[W]								

NEW ORLEANS SAINTS

Steelers won 6, lost 5 (Home: 2-2, Road: 4-3)

STEELERS			SAINTS			STEELERS			SAINTS			STEELERS			SAINTS				
1967	14	10	[W]	1974	28	7	[W]	1987 h	16	20	[L]	1990	9	6	[W]	1993 h	37	14	[W]
1968 h	12	16	[L]	1978 h	20	14	[W]												
1968	14	24	[L]	1981	20	6	[W]												
1969	24	27	[L]	1984	24	27	[L]												

NEW YORK GIANTS

Steelers won 28, lost 44, tied 3 (Home: 14-21-3, Road: 14-23)

STEELERS				GIANTS				STEELERS				GIANTS				STEELERS				GIANTS			
1933 h	2	23	[L]	1941 h	10	37	[L]	1949 h	28	7													
1933	3	27	[L]	1941	7	28	[L]	1949	21	17													
1934 h	12	14	[L]	1942 h	13	10	[W]	1950 h	7	18													
1934	7	17	[L]	1942	17	9	[W]	1950	17	6													
1935 h	7	42	[L]	1943 h	28	14	[W]	1951 h	13	13													
1935	0	13	[L]	1943	14	42	[L]	1951	0	14													
1936 h	10	7	[W]	1944	0	23	[L]	1952 h	63	7													
1937 h	7	10	[L]	1945 h	6	34	[L]	1953 h	24	14													
1937	0	17	[L]	1945	21	7	[W]	1953	14	10													
1938 h	14	27	[L]	1946 h	14	17	[L]	1954 h	6	30													
1938	13	10	[W]	1946	0	7	[L]	1954	3	24													
1939 h	7	14	[L]	1947	38	21	[W]	1955 h	30	23													
1939	7	23	[L]	1947 h	24	7	[W]	1955	19	17													
1940 h	10	10	[T]	1948	27	34	[L]	1956	10	38													
1940	0	12	[L]	1948 h	38	28	[W]	1956 h	14	17													



STEELERS VS. NFL OPPONENTS

NEW YORK GIANTS (Continued)

STEELERS	GIANTS	STEELERS	GIANTS	STEELERS	GIANTS
1957	0	1962 h	27	1967 h	24
1957 h	21	1962	20	1967	20
1958	6	1963 h	31	1968 h	20
1958 h	31	1963	17	1969	7
1959 h	16	1964 h	27	1969 h	17
1959	14	1964	44	1971 h	17
1960 h	17	1965 h	13	1976	27
1960	24	1965	10	1985	10
1961 h	14	1966 h	34	1991 h	20
1961	21	1966	47	1994	10
					6

NEW YORK JETS

Steelers won 12, lost 1 (Home: 4-0, Road: 8-1)

STEELERS	JETS	STEELERS	JETS	STEELERS	JETS
1970 h	21	1981 h	38	1989	13
1970	26	1983	34	1990	24
1975	20	1984	23	1992 h	27
1977	23	1986	45		
1978	28	1988	20		

OAKLAND RAIDERS

Steelers won 8, lost 10 (Home: 3-3, Road: 5-7)

STEELERS	RAIDERS	STEELERS	RAIDERS	STEELERS	RAIDERS
1970	14	1974**	24	1981	27
1972 h	34	1975 h**	16	1983*	10
1972 h*	13	1976	28	1984	13
1973	17	1976**	7	1990	3
1973*	14	1977 h	7	1994	21
1974 h	0	1980 h	34	1995	29

Franchise moved from Oakland to Los Angeles after 1981 season, and moved back to Oakland after 1994 season.

PHILADELPHIA EAGLES

Steelers won 26, lost 45, tied 3 (Home: 17-18-1, Road: 8-25-2, Neutral: 1-2)

STEELERS	EAGLES	STEELERS	EAGLES	STEELERS	EAGLES
1933	6	1947 h	0	1960	7
1934 h	0	(Eastern Conference Playoff)	21	1960 h	27
1934	9	1948 h	7	1961	16
1935	17	1948	0	1961 h	24
1935 h	6	1949 h	7	1962 h	13
1936 h	17	1949	17	1962	26
1936	6	1950 h	10	1963	21
1937 h	27	1950	9	1963 h	20
1937 h	16	1951 h	13	1964	7
1938	7	1951	17	1964 h	10
1938	7	1952 h	25	1965	20
1939	14	1952	21	1965 h	13
1939 h	24	1953	7	1966 h	14
1940 h	7	1953 h	7	1966	23
1940	0	1954	22	1967	24
1941 h	7	1955 h	13	1968 h	6
1941	7	1955	0	1969	27
1942 h	14	1956 h	21	1970	20
1942	14	1956	7	1974 h	27
1945 h	3	1957 h	6	1979	14
1945	6	1957	6	1988 h	26
1946 h	10	1958 h	24	1991	14
1946	7	1958	31	1994 h	14
1947 h	35	1959	24	1997	20
1947	0	1959 h	31		

1-Johnstown, Pa. 2-Buffalo, N.Y. 3-Charleston, W.V.



STEELERS VS. NFL OPPONENTS

ST. LOUIS RAMS

Steelers won 6, lost 16, tied 2 (Home: 5-5-1, Road: 0-11-1, Neutral: 1-0)

STEELERS			RAMS			STEELERS			RAMS			STEELERS			RAMS		
1938	7	13	[L]	1952	14	28	[L]	1978	7	10	[L]						
1939	14	14	[T]	1955	26	27	[L]	1979***	31	19	[W]						
1941	14	17	[L]	1956 h	30	13	[W]	1981 h	24	0	[W]						
1944 h	28	30	[L]	1961	14	24	[L]	1984 h	24	14	[W]						
1944 h	6	33	[L]	1964 h	14	26	[L]	1987	21	31	[L]						
1947 h	7	48	[L]	1968	10	45	[L]	1990 h	41	10	[W]						
1948	14	31	[L]	1971 h	14	23	[L]	1993	0	27	[L]						
1949 h	7	7	[T]	1975	3	10	[L]	1996 h	42	6	[W]						

Franchise moved from Cleveland to Los Angeles after 1945 season.

Franchise moved to St. Louis after 1994 season.

SAN DIEGO CHARGERS

Steelers won 16, lost 7 (Home: 11-2, Road: 5-5)

STEELERS	CHARGERS		STEELERS	CHARGERS		STEELERS	CHARGERS				
1971 h	21	17	[W]	1982 h*	28	31	[L]	1991 h	26	20	[W]
1972	24	2	[W]	1983 h	26	3	[W]	1992	23	6	[W]
1973 h	38	21	[W]	1984 h	52	24	[W]	1993 h	16	3	[W]
1975	37	0	[W]	1985	44	54	[L]	1994	34	37	[L]
1976 h	23	0	[W]	1987	20	16	[W]	1994 h**	13	17	[L]
1977	10	9	[W]	1988	14	20	[L]	1995 h	31	16	[W]
1979	7	35	[L]	1989 h	20	17	[W]	1996 h	16	3	[W]
1980	17	26	[L]	1990 h	36	14	[W]				

Franchise moved from Los Angeles to San Diego after 1960 season.

SAN FRANCISCO 49ERS

Steelers won 8, lost 9 (Home: 3-5, Road: 5-4)

STEELERS				49ERS				STEELERS				49ERS			
1951 h	24			1968 h	28	45	[L]	1987 h	30			1990	7	27	[W]
1952	24	7	[W]	1973	37	14	[W]	1990	7			1993 h	13	24	[L]
1954	3	31	[L]	1977 h	27	0	[W]	1993 h	13	24	[L]	1996 h	15	25	[L]
1958	20	23	[L]	1978	24	7	[W]	1996 h	15	25	[L]	1999	27	6	[W]
1961 h	20	10	[W]	1981 h	14	17	[L]	1999	27						
1965	17	27	[L]	1984	20	17	[W]								

SEATTLE SEAHAWKS

Steelers won 6, lost 7 (Home: 5-2, Road: 1-5)

STEELERS			SEAHAWKS			STEELERS			SEAHAWKS			STEELERS			SEAHAWKS				
1977 h	30	20	[W]	1986	0	30	[L]	1994	13	30	[L]	1996 h	13	10	[W]	1999 h	10	29	[L]
1978 h	21	10	[W]	1987 h	13	9	[W]	1998 h	13	10	[W]								
1981	21	24	[L]	1991 h	7	27	[L]	1999 h	10	29	[L]								
1982	0	16	[L]	1992 h	20	14	[W]												
1983	27	21	[W]	1993	6	16	[L]												

TAMPA BAY BUCCANEERS

Steelers won 4, lost 1 (Home: 2-0, Road: 2-1)

STEELERS			BUCS			STEELERS			BUCS			STEELERS			BUCS		
1976 h	42	0	[W]	1983 h	17	12	[W]	1998	3	16	[L]						
1980	24	21	[W]	1989	31	22	[W]										

TENNESSEE TITANS

Steelers won 38, lost 24 (Home: 22-9, Road: 16-15)

STEELERS			TITANS			STEELERS			TITANS			STEELERS			TITANS		
1970 h	7	19	[L]	1976	21	0	[W]	1982	24	10	[W]						
1970	7	3	[W]	1977	10	27	[L]	1983	40	28	[W]						
1971 h	23	16	[W]	1977 h	27	10	[W]	1983 h	17	10	[W]						
1971	3	29	[L]	1978 h	17	24	[L]	1984 h	35	7	[W]						
1972 h	24	7	[W]	1978	13	3	[W]	1984	20	23 ot	[L]						
1972	9	3	[W]	1978 h**	34	5	[W]	1985 h	20	0	[W]						
1973	36	7	[W]	1979 h	38	7	[W]	1985	30	7	[W]						
1973 h	33	7	[W]	1979	17	20	[L]	1986	22	16 ot	[W]						
1974	13	7	[W]	1979 h**	27	13	[W]	1986 h	21	10	[W]						
1974 h	10	13	[L]	1980 h	31	17	[W]	1987 h	3	23	[L]						
1975 h	24	17	[W]	1980	0	6	[L]	1987	16	24	[L]						
1975	32	9	[W]	1981 h	26	13	[W]	1988 h	14	34	[L]						
1976 h	32	16	[W]	1981	20	21	[L]	1988	37	34	[W]						

(continued on next page)



STEELERS VS. NFL OPPONENTS

TENNESSEE TITANS (Continued)

STEELERS	TITANS		STEELERS	TITANS		STEELERS	TITANS	
1989	0	27 [L]	1992 h	21	20 [W]	1996	13	23 [L]
1989 h	16	23 [L]	1993	3	23 [L]	1997 h	37	24 [W]
1989*	26	23 ot [W]	1993 h	17	26 [L]	1997	6	16 [L]
1990 h	20	9 [W]	1994 h	30	14 [W]	1998 h	31	41 [L]
1990	14	34 [L]	1994	12	9 ot [W]	1998	14	23 [L]
1991 h	26	14 [W]	1995	34	17 [W]	1999	10	16 [L]
1991	6	31 [L]	1995 h	21	7 [W]	1999 h	27	36 [L]
1992	29	24 [W]	1996 h	30	16 [W]			

Franchise moved from Houston to Tennessee after the 1996 season.

Franchise changed name from Oilers to Titans after 1998 season.

WASHINGTON REDSKINS

Steelers won 29, lost 43, tied 4 (Home: 17-22-1, Road: 12-21-3)

STEELERS	REDSKINS		STEELERS	REDSKINS		STEELERS	REDSKINS	
1933 h	6	21 [L]	1946 h	14	7 [W]	1959	27	6 [W]
1933	16	14 [W]	1947	26	27 [L]	1960	27	27 [T]
1934 h	0	7 [L]	1947 h	21	14 [W]	1960 h	22	10 [W]
1934	0	39 [L]	1948	14	17 [L]	1961 h	20	0 [W]
1935 h	6	0 [W]	1948 h	10	7 [W]	1961	30	14 [W]
1935	3	13 [L]	1949 h	14	27 [L]	1962 h	23	21 [W]
1936 h	10	0 [W]	1949	14	27 [L]	1962	27	24 [W]
1936	0	30 [L]	1950	26	7 [W]	1963 h	38	27 [W]
1937	20	34 [L]	1950 h	7	24 [L]	1963	34	28 [W]
1937 h	21	13 [W]	1951 h	7	22 [L]	1964 h	0	30 [L]
1938 h	0	7 [L]	1951	20	10 [W]	1964	14	7 [W]
1938	0	15 [L]	1952 h	24	28 [L]	1965 h	3	31 [L]
1939	14	44 [L]	1952	24	23 [W]	1965	14	35 [L]
1939 h	14	21 [L]	1953 h	9	17 [L]	1966 h	27	33 [L]
1940 h	10	40 [L]	1953	14	13 [W]	1966	10	24 [L]
1940	10	37 [L]	1954 h	37	7 [W]	1967 h	10	15 [L]
1941 h	20	24 [L]	1954	14	17 [L]	1968	13	16 [L]
1941	3	23 [L]	1955 h	14	23 [L]	1969 h	7	14 [L]
1942	14	24 [L]	1955	17	28 [L]	1973 h	21	16 [W]
1942 h	0	14 [L]	1956 h	30	13 [W]	1979 h	38	7 [W]
1943 h	14	14 [T]	1956	23	0 [W]	1985 h	23	30 [L]
1943	27	14 [W]	1957 h	28	7 [W]	1988	29	30 [L]
1944	20	42 [L]	1975	3	10 [L]	1991 h	14	41 [L]
1945 h	0	14 [L]	1958 h	24	16 [W]	1997 h	14	13 [W]
1945	0	24 [L]	1958	14	14 [T]			
1946	14	14 [T]	1959 h	17	23 [L]			

Franchise moved from Boston to Washington after 1936 season.

*AFC Playoffs **AFC Championship ***Super Bowl

STEELERS VS. NFC

	Home	Away	Overall		Home	Away	Overall
1970	0-1	0-2	0-3	1986	2-0	0-2	2-2
1971	1-1	0-1	1-2	1987	1-1	1-1	2-2
1972	1-0	1-1	2-1	1988	1-1	0-2	1-3
1973	2-0	1-0	3-0	1989	1-1	2-0	3-1
1974	2-0	1-0	4-0 *	1990	2-0	1-1	3-1
1975	1-0	1-1	3-1 *	1991	0-2	0-2	0-4
1976	0-0	1-1	1-1	1992	1-1	0-2	1-3
1977	2-0	0-0	2-0	1993	1-1	1-1	2-2
1978	2-0	1-1	4-1 *	1994	1-1	1-1	2-2
1979	2-0	1-1	4-1 *	1995	1-1	1-1	2-3 **
1980	2-0	2-0	4-0	1996	1-1	1-1	2-2
1981	1-1	2-0	3-1	1997	1-1	1-1	2-2
1982	0-0	1-0	1-0	1998	2-0	0-2	2-2
1983	1-1	1-1	2-2	1999	2-0	1-0	3-0
1984	2-0	1-1	3-1	TOTAL:	37-16	24-29	65-46
1985	1-1	0-2	1-3				

*Includes Super Bowl win

**Includes Super Bowl loss



STEELERS ALL-TIME DRAFTS

2000 — 8th overall

(5 offensive, 4 defensive)

1. Burress, Plaxico (WR), Michigan State. 2. Smith, Marvel (OT), Arizona State. 3-a. Clancy, Kendrick (DT), Mississippi. 3-b. Poteat, Hank (CB), Pittsburgh. 4. Farmer, Danny (WR), UCLA. 5-a. Haggans, Clark (LB), Colorado State. 5-b. Martin, Tee (QB), Tennessee. 6-a. Combs, Chris (DE), Duke. 6-b. Gavadz, Jason (TE), Kent.

1999 — 13th overall

(5 offensive, 5 defensive, 1 kicker)

1. Edwards, Troy (WR), Louisiana Tech. 2. Shields, Scott (S), Weber State. 3-a. Porter, Joey (LB), Colorado State. 3-b. Farris, Kris (OT), UCLA. 3-c. Zereoue, Amos (RB), West Virginia (compensatory selection). 4. Smith, Aaron (DE), Northern Colorado. 5-a. Tuman, Jerome (TE), Michigan. 5-b. Johnson, Malcolm (WR), Notre Dame (compensatory selection). 7-a. Dingle, Antonio (DT), Virginia. 7-b. Kelsay, Chad (LB), Nebraska. 7-c. Brown, Kris (K), Nebraska.

1998 — 26th overall

(5 offensive, 5 defensive)

1. Faneca, Alan (OG), Louisiana State. 2. Staat, Jeremy (DE), Arizona State (trade from Philadelphia through N.Y. Jets). 3-a. Conrad, Chris (OT) Fresno State. 3-b. Ward, Hines (WR) Georgia (compensatory selection). 4-a. Townsend, Deshea (CB) Alabama. 4-b. King, Carlos (FB) N.C. State (compensatory selection). 5. Simmons, Jason (CB) Arizona State (trade with Atlanta). 6-a. Fuamatu-Ma'afala, Chris (FB) Utah. 6-b. Olson, Ryan (LB) Colorado (compensatory selection). 7. Rubio, Angel (DE) SE Missouri State (compensatory selection).

1997 — 24th overall

(4 offensive, 4 defensive)

1. Scott, Chad (CB), Maryland. 2. Blackwell, Will (WR), San Diego State. 3-a. Wiggins, Paul (OL), Oregon. 3-b. Vrabel, Mike (DE), Ohio State (compensatory selection). 4. Choice to St. Louis (Jerome Bettis, RB). 5-a. (choice from San Diego traded to San Diego). 5-b. Jones, George (RB), San Diego State. 6-a. Porter, Daryl (CB), Boston College. 6-b. Manuel, Rod (DE), Oklahoma (compensatory selection). 7-a. (choice from Kansas City traded to San Diego). 7-b. Adams, Mike (WR), Texas.

1996 — 29th overall

(4 offensive, 5 defensive)

1. Stephens, Jaimin (OT), North Carolina A&T. 2. Choice to St. Louis (Jerome Bettis, RB). 3-a. Conley, Steve (LB), Arkansas (choice from St. Louis). 3-b. Witman, Jon (FB), Penn State. 4-a. Holmes, Earl (LB), Florida A&M. 4-b. Arnold, Jahine (WR), Fresno State (compensatory selection). 5. Raybon, Israel (DE), North Alabama. 6-a. Choice to San Diego. 6-b. Roy, Orpheus (DE), Florida State. 6-c. Fischer, Spence (QB), Duke (compensatory selection). 7. Emmons, Carlos (LB), Arkansas State.

1995 — 27th overall

(4 offensive, 5 defensive, 1 kicker)

1. Bruener, Mark (TE), Washington. 2. Stewart, Kordell (QB), Colorado. 3. Stai, Brenden (G), Nebraska. 4-a. Gibson, Oliver (DT), Notre Dame (choice from New England). 4-b. Jones, Dontia (LB), Nebraska. 5-a. Flowers, Lethon (DB), Georgia Tech (choice from Chicago). 6-b. Brown, Lance (DB), Indiana. 6. Miles, Barron (DB), Nebraska. 7-a. Bailey, Henry (WR/KR), Nevada-Las Vegas. 7-b. Ford, Cole (K), Southern California (compensatory selection).

1994 — 17th overall

(5 offensive, 5 defensive)

1. Johnson, Charles (WR), Colorado. 2. Buckner, Brentson (DL), Clemson. 3-a. Gildon, Jason (LB), Oklahoma State (choice from Minnesota). 3-b. Morris, Byron "Bam" (RB), Texas Tech. 4. Faumai, Ta'ase (DL), Hawaii. 5-a. Bell, Myron (S), Michigan State (choice from Chicago). 5-b. Brown, Gary (OT), Georgia Tech. 6-a. Miller, Jim (QB), Michigan State. 6-b. Ravotti, Eric (LB), Penn State (choice from Minnesota). 7. Abrams, Brice (FB), Michigan State.

1993 — 23rd overall

(4 offensive, 6 defensive)

1. Figures, Deon (CB), Colorado. 2. Brown, Chad (LB), Colorado (choice from Indianapolis). 3. Hastings, Andre (WR), Georgia. 4. Henry, Kevin (DE), Mississippi State. 5-a. Palelei, Si'u'ulagi (G), Nevada-Las Vegas. 5-b. Woodard, Marc (LB), Mississippi State (choice from Dallas). 6. Williams, Willie (CB), Western Carolina. 7-a. Zgonina, Jeff (DT), Purdue (choice from Washington). 7-b. Keith, Craig (TE), Lenoir-Rhyne. 8. Van Pelt, Alex (QB), Pittsburgh.

1992 — 11th overall

(8 offensive, 6 defensive)

1. Searcy, Leon (OT), Miami. 2. Kirkland, Levon (LB), Clemson. 3. Steed, Joel (NT), Colorado. 4. Davenport, Charles (WR), North Carolina State. 5. Haller, Alan (CB), Michigan State. 6. Choice traded to San Francisco. 7-a. Campbell, Russ (TE), Kansas State. 7-b. Graham, Scottie (FB), Ohio State (choice from San Francisco). 8-a. Perry, Darren (S), Penn State (choice from Green Bay through San Francisco). 8-b. Ismail, Hesham

(G), Florida. 8-c. Williams, Nate (DL), Mississippi State (choice from San Francisco). 9. Webster, Elardo (LB), Rutgers. 10. Saunders, Mike (RB), Iowa. 11. Gammon, Kendall (G/C), Pittsburg State. 12. Benton, Cornelius (QB), Connecticut.

1991 — 15th overall

(7 offensive, 5 defensive)

1. Richardson, Huey (LB), Florida. 2. Graham, Jeff (WR), Ohio State. 3. Mills, Ernie (WR), Florida. 4-a. Walker, Sammy (CB), Texas Tech (choice from Denver through New England). 4-b. Cooper, Adrian (TE), Oklahoma (choice from Washington). 5. Choice to New England. 6. Thompson, Leroy (RB), Penn State. 7. Jones, Andre (LB), Notre Dame. 8. Dingman, Dean (G), Michigan. 9. McGonnigal, Bruce (TE), Virginia. 10. Solomon, Ariel (OT), Colorado. 11. Thomas, Efrum (DB), Alabama. 12. Brady, Jeff (LB), Kentucky.

1990 — 21st overall

(7 offensive, 6 defensive)

1. Green, Eric (TE), Liberty (choice from Minnesota through Dallas in addition to San Francisco's third-round choice through Dallas). 2. Davidson, Kenny (DE), Louisiana State. 3-a. O'Donnell, Neil (QB), Maryland. 3-b. Veasey, Craig (DT), Houston (choice from San Francisco through Dallas). 4. Calloway, Chris (WR), Michigan. 5. Foster, Barry (FB), Arkansas. 6. Heard, Ron (WR), Bowling Green. 7. Grayson, Dan (LB), Washington State. 8. Dunbar, Karl (DT), Louisiana State. 9. Jones, Gary (S), Texas A&M. 10. Miles, Eddie (LB), Minnesota. 11. Strzelczyk, Justin (OT), Maine. 12. Bell, Richard (RB), Nebraska.

1989 — 7th overall

(5 offensive, 8 defensive)

1-a. Worley, Tim (RB), Georgia. 1-b. Ricketts, Tom (OT), Pittsburgh (choice from Minnesota). 2. Lake, Carnell (SS), UCLA. 3. Hill, Derek (WR), Arizona. 4. Williams, Jerrol (LB), Purdue. 5. Arnold, David (DB), Michigan. 6. Stock, Mark (WR), Virginia Military Institute. 7. Johnson, David (CB), Kentucky. 8. Asbeck, Chris (NT), Cincinnati. 9. Jenkins, A.J. (DE), Cal State Fullerton. 10. Olavsky, Jerry (LB), Pittsburgh. 11. Slater, Brian (WR), Washington. 12. Haselrig, Carlton (NT), Pittsburgh-Johnstown.

1988 — 18th overall

(7 offensive, 6 defensive)

1. Jones, Aaron (DE), Eastern Kentucky. 2. Dawson, Dermontti (C/G), Kentucky. 3. Lanza, Chuck (C), Notre Dame. 4. Choice to Kansas City. 5-a. Jordan, Darin (LB), Northeastern (choice from Phoenix). 5-b. Reese, Jerry (DL), Kentucky. 6. Williams, Warren (RB), Miami (Fla.). 7. Zeno, Marc (WR), Tulane. 8-a. Nichols, Mark (DT), Michigan State. 8-b. Hinnant, Mike (TE), Temple (choice from San Diego). 9. Lockbaum, Gordie (RB), Holy Cross. 10-a. Jackson, John (OT), Eastern Kentucky (choice from Tampa Bay). 10-b. Choice to Denver. 11. Dawson, Bobby (SS), Illinois. 12. Earle, James (LB), Clemson.

1987 — 10th overall

(6 offensive, 7 defensive)

1. Woodson, Rod (CB), Purdue. 2. Hall, Delton (CB), Clemson. 3. Lockett, Charles (WR), Cal State — Long Beach. 4. Everett, Thomas (FS), Baylor. 5. Nickerson, Hardy (LB), California. 6-a. Johnson, Tim (DE), Penn State (choice from Tampa Bay). 6-b. Lloyd, Greg (LB), Fort Valley State. 7. Kelley, Chris (TE), Akron. 8. Buchanan, Charles (DE), Tennessee State. 9. Clinskales, Joey (WR), Tennessee. 10. Hoge, Merril (RB), Idaho State. 11. Oswald, Paul (C), Kansas. 12. Young, Theo (TE), Arkansas.

1986 — 9th overall

(6 offensive, 7 defensive)

1. Reinstra, John (G), Temple. 2. Williams, Gerald (DT/NT), Auburn. 3. Brister, Walter "Bubby" (QB), Northeast Louisiana. 4. Callahan, Bill (S), Pittsburgh. 5-a. Tucker, Errol (CB/KR), Utah. 5-b. Jones, Brent (TE), Santa Clara (choice from Los Angeles Raiders). 6. Bryant, Domingo (DB), Santa A&M. 7. Carter, Rodney (RB), Purdue. 8. Boso, Cap (WR), Illinois. 9. Henton, Anthony (LB), Troy State. 10. Seitz, Warren (WR/RB), Missouri. 11. Station, Larry (LB), Iowa. 12. Williams, Mike (LB), Tulsa.

1985 — 20th overall

(4 offensive, 8 defensive, 1 kicker)

1. Sims, Darryl (DE), Wisconsin. 2. Behning, Mark (OT), Nebraska. 3. Hobbey, Liffort (S), Louisiana State. 4. Turk, Dan (C), Wisconsin. 5. Jacobs, Cam (LB), Kentucky. 6. Carr, Gregg (LB), Auburn. 7. Andrews, Alan (TE), Rutgers. 8. Newsome, Harry (P), Wake Forest. 9-a. Small, Fred (LB), Washington. 9-b. Harris, Andre (CB), Minnesota (choice from New England). 10. White, Oliver (TE), Kentucky. 11. Matichak, Terry (S), Missouri. 12. Sanchez, Jeff (S), Georgia.

1984 — 23rd overall

(10 offensive, 2 defensive)

1. Lipps, Louis (WR), Southern Mississippi. 2. Kolodziejki, Chris (TE), Wyoming. 3. Choice to Miami. 4-a. Thompson, Weegie (WR), Florida State. 4-b. Long, Terry (G), East Carolina (choice from Washington). 5. Hughes, Van (DT), Southwest Texas State. 6. Brown, Chris (DB), Notre Dame. 7. Campbell, Scott (CB), Purdue. 8. Rasmussen, Randy (C-G), Minnesota. 9. Erenberg, Rich (RB), Colgate. 10. McJunkin, Kirk (G-OT), Texas. 11. Veals, Elton (RB), Tulane. 12. Gillespie, Fernandars (RB), William Jewell.



STEELERS ALL-TIME DRAFTS

1983—21st overall (9 offensive, 5 defensive)

1. Rivera, Gabriel (NT-DE), Texas Tech. 2. Capers, Wayne (WR), Kansas. 3. Seabaugh, Todd (LB), San Diego State. 4. Metcalf, Isaac (S), Baylor. 5-a. Skansi, Paul (WR), Washington. 5-b. Garrity, Gregg (WR), Penn State (choice from Washington). 6. Williams, Eric (S), North Carolina State. 7. Kirchner, Mark (G), Baylor. 8-a. Odom, Henry (RB), South Carolina State (choice from Denver). 8-b. Dunaway, Craig (TE), Michigan. 9. Wingle, Blake (G), UCLA. 10. Straughter, Roosevelt (S), Northeast Louisiana. 11. Raugh, Mark (TE), West Virginia. 12. Wiley, Roger (RB), Sam Houston State.

1982—12th overall (6 offensive, 7 defensive, 1 kicker)

1. Abercrombie, Walter (RB), Baylor. 2. Meyer, John (OT), Arizona State. 3. Merriweather, Mike (LB), Pacific. 4. Woods, Rick (S), Boise State. 5. Dallafior, Ken (OT), Minnesota. 6-a. Perko, Mike (DT), Utah State. 6-b. Bingham, Craig (LB), Syracuse (choice from New Orleans). 7-a. Nelson, Edmund (DT), Auburn (choice from Washington). 7-b. Bours, Emil (C), Pittsburgh. 8. Goodson, John (P), Texas. 9. Hirm, Mike (TE), Central Michigan. 10. Sunseri, Sal (LB), Pittsburgh. 11. Abdul-Sabor, Mikal (G), Morgan State. 12. Hughes, Al (DE), Western Michigan.

1981—17th overall (6 offensive, 5 defensive)

1. Gary, Keith (DE), Oklahoma. 2. Washington, Anthony (CB), Fresno State. 3. Donnalay, Rick (C-G), North Carolina. 4. Martin, Robbie (WR-KR), Cal Poly-San Luis Obispo. 5. Martin, Rick (WR), New Mexico. 6. Hinkle, Bryan (LB), Oregon. 7. Little, David (LB), Florida. 8. Wilson, Frank (RB-TE), Rice. 9. Hunter, James (TE-OT), Southern California. 10. Mayock, Mike (S), Boston College. 11. Trocano, Rick (QB), Pittsburgh. 12. Sent to San Francisco as compensation in Willie Fry trade.

1980—28th overall (10 offensive, 5 defensive)

1. Malone, Mark (QB), Arizona State. 2-a. Kohrs, Bob (LB), Arizona State (choice from N.Y. Giants). 2-b. Goodman, John (DE), Oklahoma. 3. Sydnor, Ray (TE), Wisconsin. 4. Hurley, Bill (QB), Syracuse. 5. Wolfley, Craig (G), Syracuse. 6. Ilkin, Tunch (C), Indiana State. 7. Johnson, Nate (WR), Hillsdale (Michigan). 8. Walton, Ted (CB) Connecticut. 9. McCall, Ron (WR), Arkansas at Pine Bluff. 10-a. Wilson, Woodrow (CB), North Carolina State (choice from San Francisco). 10-b. Fritz, Ken (G), Ohio State. 11. Pollard, Frank (RB), Baylor. 12-a. Vackivak, Charles (DB), Texas (choice from San Francisco). 12-b. McGriff, Tyrone (G), Florida A & M.

1979—28th overall (8 offensive, 6 defensive, 1 kicker)

1. Hawthorne, Greg (RB), Baylor. 2. Valentine, Zack (LB), East Carolina. 3. None. 4-a. Davis, Russell (RB), Michigan (choice from Detroit). 4-b. Sweeney, Calvin (WR), Southern California. 5. Board, Dwaine (DE), North Carolina A & T. 6-a. Murrell, Bill (TE), Winston-Salem (choice from San Diego). 6-b. Woodruff, Dwayne (CB), Louisville (choice from New England). 6-c. Bahr, Matt (PK), Penn State. 7. Kimball, Bruce (G), Massachusetts. 8. Graves, Tom (LB), Michigan State. 9. Kirk, Rick (DE), Denison. 10. Thompson, Tod (TE), Brigham Young. 11. Moore, Charlie (C), Wichita State. 12-a. Smith, Ed (LB), Vanderbilt (choice from Philadelphia). 12-b. Almond, Mike (WR), Northwestern Louisiana.

1978—22nd overall (6 offensive, 6 defensive, 2 kickers)

1. Johnson, Ron (CB), Eastern Michigan. 2. Fry, Willie (DE), Notre Dame. 3. Colquitt, Craig (P), Tennessee. 4. Anderson, Larry (CB), Louisiana Tech. 5. Choice traded to Green Bay for Dave Purefory. 6. Reutshman, Randy (WR), Pittsburgh. 7. Dufresne, Mark (TE), Nebraska. 8-a. Moser, Rick (RB), Rhode Island (choice from St. Louis for Marv Keillum). 8-b. Keys, Andre (WR), California Poly. 9. Reynolds, Lance (OT), Brigham Young. 10-a. Becker, Doug (LB), Notre Dame. 10-b. Jurich, Tom (PK), Northern Arizona (choice from Tampa Bay for Ernie Holmes). 11-a. Terry, Nat (CB), Florida State (choice from Tampa Bay for Ernie Holmes). 11-b. Brzozza, Tom (C), Pittsburgh. 12. Carr, Brad (LB), Maryland.

1977—21st overall (10 offensive, 8 defensive)

1. Cole, Robin (LB), New Mexico. 2. Thornton, Sidney (RB), Northwestern Louisiana. 3-a. Beasley, Tom (DT), Virginia Tech (choice from New York Jets). 3-b. Smith, Jim (WR), Michigan. 4-a. Petersen, Ted (C), Eastern Illinois (choice from Green Bay). 4-b. Smith, Laverne (RB), Kansas (choice from Chicago). 4-c. Audick, Dan (G), Hawaii. 5-a. Stoudt, Cliff (QB), Youngstown State (choice from Kansas City). 5-b. Courson, Steve (G), South Carolina (choice from Detroit). 5-c. Winston, Dennis (LB), Arkansas. 6. Harris, Paul (LB), Alabama. 7. Frisch, Randy (DT), Missouri. 8. August, Phil (WR), Miami (Fla.). 9. Kelly, Roosevelt (TE), Eastern Kentucky. 10-a. Cowans, Alvin (DB), Florida (choice from Buffalo). 10-b. LaCrosse, Dave (LB), Wake Forest. 11. West, Lou (DB), Cincinnati. 12. Stephens, Jimmy (TE), Florida.

1976—28th overall (12 offensive, 10 defensive)

1. Cunningham, Bennie (TE), Clemson. 2-a. Pinney, Ray (C), Washington (choice from Chicago). 2-b. Kruczek, Mike (QB), Boston College (choice from Baltimore). 2-c. Files, James (G-C), McNeese State. 3-a. Coder, Ron (DT), Penn State (choice from Green Bay). 3-b. Pough, Ernest (WR), Texas Southern. 4-a. Monds, Wonder (S), Nebraska (choice from Baltimore). 4-b. Bell, Theo (WR), Arizona. 5. Norton, Rodney (LB), Rice. 6-a. Dunn, Gary (DT), Miami (Fla.). (choice from St. Louis). 6-b. Delopaine, Jack (RB), Salem (W.Va.). 7. Burton, Barry (TE), Vanderbilt. 8. McAleney, Ed (DE), Massachusetts. 9. Gaines, Wentford (CB), Cincinnati. 10. Campbell, Gary (LB), Colorado. 11. Fuchs, Roland (RB), Arkansas. 12. Carroll, Bill (WR), East Texas State. 13. Kain, Larry (LB), Ohio State. 14. Fields, Wayne (DB), Florida. 15. Davis, Mel (DE), North Texas State. 16. Butts, Randy (RB), Kearney State. 17. Kirk, Kelvin (WR), Dayton.

1975—26th overall (12 offensive, 9 defensive)

1. Brown, Dave (DB), Michigan. 2. Barber, Bob (DE), Grambling. 3. White, Walter (TE), Maryland. 4. Evans, Harold (LB), Houston. 5. Sexton, Brent (DB), Elon. 6. Crenshaw, Marvin (OT), Nebraska. 7. Mattingly, Wayne (DT), Colorado. 8. Kropp, Tom (LB), Kearney State (choice from Kansas City). 8-a. Humphrey, Al (DE), Tulsa. 9. Clark, Eugene (G), UCLA (choice from New England). 9-a. Reimer, Bruce (RB), No. Dakota. 10. Heyer, Kirk (DT), Kearney State (choice from New England). 10-a. Gray, Archie (WR), Wyoming. 11. Little, Randy (TE), W. Liberty St. (W.Va.). 12. Murphy, Greg (DE), Penn St. 13. Gaddis, Robert (WR), Mississippi Valley. 14. Collier, Mike (RB), Morgan St. 15. Thatcher, Jim (WR), Langston (choice from Kansas City). 15-a. Smith, Marty (DT), Louisville. 16. Bassler, Miller (TE), Houston. 17. Hegener, Stan (G), Nebraska.

1974—21st overall (10 offensive, 11 defensive)

1. Swann, Lynn (WR), So. California. 2. Lambert, Jack (LB), Kent St. 3. Choice to Oakland. 4-a. Stallworth, John (WR), Alabama A & M. (choice from New York Giants). 4-b. Allen, Jim (DB), UCLA. 5. Webster, Mike (C), Wisconsin. 6-a. Wolf, James (DE), Prairie View (choice from Denver). 6-b. Druschel, Rick (OT), No. Carolina St. 7-a. Sitterle, Allen (OT), No. Carolina St. (choice from New England). 7-b. Garske, Scott (TE), Eastern Washington St. 8. Gefert, Mark (LB), Purdue. 9-a. Reamon, Tom (RB), Missouri (choice from Denver). 9-b. Davis, Charlie (DT), Texas Christian. 10-a. Kregel, Jim (G), Ohio St. (choice from New England). 10-b. Atkinson, Dave (DB), Brigham Young. 11. Morton, Dickey (RB), Arkansas. 12. Lickiss, Hugh (LB), Simpson (Iowa). 13. Kolch, Frank (CB), Eastern Michigan. 14. Henley, Bruce (DB), Rice. 15. Hunt, Larry (DT), Iowa St. 16. Morgan, Octavus (LB), Illinois. 17. Moore, Larry (DE), Angelo St. (Tex.).

1973—24th overall (7 offensive, 13 defensive)

1. Thomas, James (DB), Florida St. 2. Phares, Ken (DB), Mississippi St. 3. Bernhard, Roger (G), Kansas. 4. Clark, Jack (LB), Michigan St. 5. Reavis, David (DE), Arkansas (choice from New Orleans). 5-a. Clark, Larry (LB), No. Illinois. 6-a. Bell, Ron (RB), Illinois St. (choice from Denver). 6-b. Scolinik, Glen (WR), Indiana. 7. Dorsey, Nate (DE), Mississippi Valley. 8-b. Toews, Loren (LB), California (choice from Denver). 8-b. Janssen, Bill (OT), Nebraska. 9. Bonham, Bracy (G), No. Carolina Central. 10. Wunderly, Don (DT), Arkansas. 11. White, Bob (DB), Arizona. 12. Lee, Willie (RB), Indiana St. 13. Ferguson, Rick (WR), Kansas St. 14. Cowan, Roger (DT), Stanford. 15. Cross, Charles (DB), Iowa. 16. Nardi, Glen (DT), Navy. 17. Shannon, Mike (DT), Oregon St.

1972—13th overall (11 offensive, 8 defensive)

1. Harris, Franco (RB), Penn State. 2. Gravelle, Gordon (OT), Brigham Young. 3. McMakin, John (TE), Clemson. 4. Brinkley, Lorenzo (DB), Missouri (choice from NY Giants). 4-a. Bradley, Ed (LB), Wake Forest. 5. Furness, Steve (DE), Rhode Island. 6. Meyer, Dennis (DB), Arkansas. 7. Colquitt, Joe (DE), Kansas St. (choice from NY Giants). 8. Vincent, Stahl (RB), Rice. 9. Kelley, Don (DB), Clemson. 10. Brown, Bob (DT), Tampa. 11. Gilliam, Joe (QB), Tennessee St. 12. Curf, Ron (OT), Michigan St. 13. Messmer, Ernie (DT), Villanova. 14. Durrance, Tom (RB), Florida. 15. Hulecki, John (G), Massachusetts (choice from Houston). 15-a. Harrington, Charles (G), Wichita. 16. Hawkins, Nate (WR), Nevada-Las Vegas. 17. Linehan, Ron (LB), Idaho.

1971—8th overall (11 offensive, 10 defensive, 1 kicker)

1. Lewis, Frank (WR), Grambling. 2. Ham, Jack (LB), Penn St. 3. Davis, Steve (RB), Delaware St. 4. Mullins, Gerry (G), So. California. 4-a. White, Dwight (DE), E. Texas St. (choice from Baltimore). 5. Brown, Larry (TE), Kansas (choice from New Orleans). 5-a. Holmes, Melvin (OT), No. Car. A&T. 5-b. Anderson, Ralph (DB), W. Texas St. (choice from Miami). 5-c. Brister, Fred (LB), Mississippi (choice from Minnesota). 6. Hanneman, Craig (G), Oregon St. 7. McClure, Worthy (OT-G), Mississippi. 8. Crowe, Larry (RB), Texas Southern (choice from New Orleans). 8-a. Rogers, Paul (K), Nebraska. 8-b. Holmes, Ernie (DT), Texas Southern (choice from Miami). 9. Anderson, Mike (LB), Louisiana St. 10. O'Shea, Jim (LB), Boston College. 11. Wagner, Mike (DB), Western Illinois. 12. (Choice to Baltimore). 13. Young, Alfred (WR), So. Car. St. 14. Evans, McKinney (DB), New Mex. Highlands. 15. Makin, Ray (G), Kentucky. 16. Huntley, Walter (DB), Trinity (Tex.). 17. Ehle, Dan (RB), Howard Payne.



STEELERS ALL-TIME DRAFTS

1970 — 1st overall

(12 offensive, 7 defensive)

1. Bradshaw, Terry (QB), Louisiana Tech. 2. Shanklin, Ron (WR), North Texas St. 3. Blount, Mel (DB), Southern. 4. George, Ed (OT), Wake Forest. 4-a. Evenson, Jim (RB), Oregon (choice from New York Giants). 5. Stagers, Jon (WR), Missouri. 6. Barrera, Manuell (LB), Kansas State. 6-a. Keger, Clarence (OT), So. Carolina St. 7. Griffin, Danny (RB), Texas-Arlington. 8. Smith, Dave (WR), Indiana (Pa.). 9. Crennel, Carl (LB), West Virginia. 10. Brown, Isiah (DB), Stanford. 11. Hunt, Calvin (C), Baylor. 12. Sharp, Rick (OT), Washington. 13. Main, Billy (RB), Oregon St. 14. Askson, Bud (LB), Texas Southern. 15. Keppy, Glen (DT), Platteville (Wis.). 16. Yanossy, Frank (DT), Tennessee. 17. Key, Harry (TE), Mississippi Valley.

1969 — 4th overall

(9 offensive, 7 defensive, 1 kicker)

1. Greene, Joe (DT), No. Texas St. 2. Hanratty, Terry (QB), Notre Dame. 2-a. Bankston, Warren (RB), Tulane (choice from San Francisco). 3. Kolb, Jon (C), Oklahoma St. 4. Campbell, Bob (RB), Penn St. 5. Choice to St. Louis. 6. Choice to Green Bay. 7. Beatty, Charles (DB), No. Texas St. 7-a. Brown, Chadwick (OT), E. Texas St. 8. Cooper, Joe (WR), Tennessee St. 9. Sodaski, John (DB), Villanova. 10. Greenwood, L.C. (DE), Arkansas AM & N. 11. Washington, Clarence (DT), Arkansas AM & N. 12. Fisher, Doug (LB), San Diego St. 13. Lynch, John (LB), Drake. 14. Houmard, Bob (RB), Ohio U. 15. Liberto, Ken (WR), Louisiana Tech. 16. Mosley, Dock (WR), Alcorn A & M. 17. Eppright, Bill (K), Kent St.

1968

1. Taylor, Mike (OT), So. California. 2. Ruple, Ernie (OT), Arkansas. 3. Choice to Cleveland. 3-a. Henderson, Jon (WR), Colorado St. (choice from Minnesota). 3-b. Herbert, Ken (K), Houston (choice from Los Angeles). 4. Choice to Green Bay. 5. Choice to Green Bay. 6. Choice to Atlanta. 7. Dalton, Doug (RB), New Mexico St. 7-a. Glennon, Bill (DT), Washington (choice from Los Angeles). 8. Holman, Danny (QB), San Jose St. 9. Knight, John (DE), Weber St. 10. Choice to Cleveland. 11. King, Kim (RB), Georgia Tech. 12. Wheeler, Sam (LB), Wisconsin. 13. Roundy, Joe (G), Puget Sound. 14. Harris, Lou (DB), Kent St. 15. Lanning, Bob (DE), No. Montana. 16. Bleier, Rocky (RB), Notre Dame. 17. Cole, Bob (LB), So. Carolina.

1967

1. Choice to Green Bay. 2. Shy, Don (RB), San Diego St. 3. Choice to San Francisco. 3-a. Freitas, Rockne (C), Oregon (choice from Philadelphia). 4. May, Ray (LB), So. California. 5. Choice to Green Bay. 6. Choice to Atlanta. 6-a. Haggerty, Mike (OT), Miami (Fla.). 7. Choice to Washington. 8. Barnes, Mike (OT), Purdue. 8-a. Fournia, John (QB), Idaho (choice from Minnesota). 9. Otis, Paul (DT), Houston. 10. Wilsey, Bill (LB), Fresno St. 11. Whitcomb, Jim (WR), Emporia St. (Kan.). 12. Choice to Baltimore. 13. Homan, Jim (G), So. California. 14. Anderson, Chet (TE), Minnesota. 15. Love, Mike (RB), Abilene Christian. 16. Smith, Bill (C), Oregon. 17. Davenport, Mike (RB), Wyoming.

1966

1. Leftridge, Dick (RB), West Virginia. 2. Gagner, Larry (G), Florida. 3. Killion, Pat (C), Syracuse. 4. Choice to Chicago. 5. Choice to Detroit. 6. Choice to Minnesota. 7. Boozer, Emerson (RB), Maryland St. 8. Choice to New York. 9. Stewart, Dale (WR), Pittsburgh. 10. Marion, Jerry (RB), Wyoming. 11. Washington, Charley (RB), Grambling. 12. Choice to Dallas. 13. Dial, Benji (QB), Eastern New Mexico. 14. Novogratz, Joe (LB), Pittsburgh. 15. Dobson, Joe (OT), Idaho. 16. Long, Jim (WR), Purdue. 17. Brundage, Mike (QB), Oregon. 18. Lucas, Kenny (QB), Pittsburgh. 19. Neilson, Dave (QB), Albion. 20. Springer, Ron (OT), Albion.

1965

1. Choice to Chicago. 2. Jefferson, Roy (WR), Utah. 3. Choice to New York. 4. Choice to Detroit. 5. Choice to Green Bay. 6. Choice to Green Bay. 7. Browning, Charlie (RB), Washington. 8. Howley, Bill (E), Pittsburgh. 9. Neville, Tom (T), Mississippi St. 10. Tobey, Dave (C), Oregon. 11. Molden, Frank (T), Jackson St. 12. Lofquist, Craig (B), Minnesota. 13. Wilburn, J. R. (B), Texas Carolina. 14. Butler, Jim (B), Edward Waters. 15. Carrell, John (T), Texas Tech. 16. Dusenbury, Doug (K), Kansas St. 17. Canale, Whit (B), Tennessee. 18. Howard, Bob (B), Stanford. 19. Price, Lonnie (B), Southwestern Louisiana. 20. Fertig, Craig (QB), So. Carolina.

1964

1. Martha, Paul (B), Pittsburgh. 2. Choice to Chicago. 2-a. Kelly, Jim (E), Notre Dame (choice from Chicago). 3. Baker, Ralph (LB), Penn State. 4. McGee, Ben (T), Jackson St. 5. Alley, T. W. (T), William & Mary. 6. Gibson, Tom (G), So. Carolina. 7. Smith, Bobby (B), No. Texas St. 8. Currington, Bob (B), No. Carolina College. 9. Nichols, Bob (T), Stanford. 10. Choice to Cleveland. 11. Soleau, Bob (G), William & Mary. 12. Sherman, Bob (B), Iowa. 13. Baker, Glenn (T), Washington

St. 14. Jenkins, Tom (G), Ohio St. 15. Brown, Barry (E), Florida. 16. Kesler, Ed (B), No. Carolina. 17. Shaw, Dennis (C), Detroit. 18. Dobbins, Oliver (B), Morgan St. 19. Marshall, Don (T), Lehigh. 20. Generalovich, Brian (E), Pittsburgh.

1963

1. Choice to Chicago. 2. Choice to Baltimore. 3. Choice to Green Bay. 4. Choice to Chicago. 5. Choice to Los Angeles. 6. Choice to Chicago. 7. Choice to Green Bay. 8. Atkinson, Frank (T), Stanford. 9. Carrington, Gene (T), Boston College. 10. Nelsen, Bill (QB), So. California. 11. Dixon, Hewitt (B), Florida A & M. 12. Curry, Roy (B), Jackson St. 13. Gray, Hal (LB), Los Angeles St. 14. Dickerson, Bob (E), Bethune-Cookman. 15. Szykowsky, Matt (QB), Iowa. 16. Russell, Andy (LB), Missouri. 17. Stein, Tim (C), Miami (Ohio). 18. Bradshaw, Jim (B), Chattanooga. 19. Berg, Roger (T), St. Thomas (Minn.). 20. Traficant, Jim (QB), Pittsburgh.

1962

1. Ferguson, Bob (B), Ohio St. 2. Choice to Chicago. 3. Choice to Los Angeles. 4. Choice to Detroit. 5. Choice to Baltimore. 6. Choice to San Francisco. 7. Collins, Jack (B), Texas. 8. Ballman, Gary (B), Michigan St. 9. Powers, John (E), Notre Dame. 10. Vignali, Larry (G), Pitt 11. Willis, Bob (E), California. 12. Mudie, Sam (QB), Rutgers. 13. Woodward, Dave (T), Auburn. 14. Whittaker, Jim (E), Nevada. 15. Hatch, Vern (E), No. Carolina College. 16. Ply, Bobby (QB), Iowa. 17. Tucker, Nat (B), Florida A & M. 18. Yarbrough, Darrell (T), Northwest Louisiana St. 19. Kuprok, John (E), Pittsburgh. 20. Knight, John (B), Valparaiso.

1961

1. Choice to San Francisco. 2. Pottios, Myron (LB), Notre Dame. 3. Choice to Detroit. 4. Choice to San Francisco. 5. Choice to Baltimore. 6. Choice to Los Angeles. 7. Hoak, Dick (B), Penn St. 8. Balthazar, George (T), Tennessee A & I. 9. Choice to San Francisco. 10. Mack, Bill (B), Notre Dame. 11. Clements, Skip (B), No. Carolina. 12. Jacksons, Frank (T), Detroit. 13. Choice to San Francisco. 14. Schmitz, Bob (LB), Montana St. 15. McConn, Ray (B), West Texas St. 16. Scott, Wilbert (B), Indiana. 17. Nofsinger, Terry (QB), Utah. 18. Simko, John (E), Augustana (S.D.). 19. Wyatt, Bernie (B), Iowa. 20. Jones, Mike (B), San Jose St.

1960

1. Spikes, Jack (B), TCU. 2. Choice to Cleveland. 3. Choice to Los Angeles. 4. Choice to Detroit. 5. Choice to St. Louis. 6. Choice to Los Angeles. 7. Dennis, Lonnie (G), Brigham Young. 8. Lanphear, Dan (G), Wisconsin. 9. Harris, Marshall (B), TCU. 10. Kapele, John (T), Brigham Young. 11. Choice to San Francisco. 12. Butler, Earl (T), No. Carolina. 13. Womack, Joe (B), Los Angeles St. 14. Keys, Brady (B), Colorado St. 15. Essenmacher, Larry (T), Alma. 16. Ames, Dave (B), Richmond. 17. Chamberlain, Dale (B), Miami (Ohio). 18. Lee, Charley (T), Iowa. 19. Turley, Howard (E), Louisville. 20. Harshberger, George (T), Wichita.

1959

1. Choice to San Francisco. 2. Choice to Detroit. 3. Choice to Los Angeles. 4. Choice to Los Angeles. 5. Choice to Green Bay. 6. Choice to Detroit. 7. Choice to Washington. 8. Barnett, Tom (B), Purdue. 9. Davis, Hal (G), Houston. 10. Gunnels, Riley (T), Georgia. 11. Curtis, Overton (B), Utah St. 12. Pavliska, Bill (B), Baylor. 13. Bohling, Dewey (B), Hardin-Simmons. 14. Peppercorn, John (E), Kansas. 15. Brodnax, John (B), LSU. 16. Carrico, Bill (G), No. Texas St. 17. Leeka, Bill (T), UCLA. 18. Seinturier, John (T), So. California. 19. Kocourek, Dave (E), Wisconsin. 20. Hayes, Rudy (B), Clemson. 21. Green, Johnny (QB), Chattanooga. 22. Polk, Burley (T), Hardin-Simmons. 23. Davie, Ernye (B), McCurry (Tex.). 24. Farmer, Wayne (T), Purdue. 25. Miller, Ron (E), Vanderbilt. 26. Scott, John (T), Ohio St. 27. Tolar, Charley (B), Northwestern Louisiana. 28. Hall, Ronnie (B), Missouri Valley. 29. Loncar, Dick (T), Notre Dame. 30. Fierstad, Willus (B), Minnesota.

1958

1. Choice to San Francisco. 2. Krutko, Larry (B), West Virginia. 3. Krisher, Bill (G), Oklahoma. 4. Choice to Los Angeles. 5. Choice to Los Angeles. 6. Lasse, Dick (E), Syracuse. 7. Choice to Baltimore. 8. Choice to Detroit. 9. Choice to Detroit. 10. Campbell, Dick (D), Marquette. 11. Aldrich, Larry (E), Idaho. 12. Reed, Leroy (B), Mississippi. 13. Choice to San Francisco. 14. Jennings, Doyle (T), Oklahoma. 15. Sears, Ed (B), Florida. 16. Perkins, John (T), Mississippi Southern. 17. Lewis, Joe (T), Compton JC (Calif.). 18. Choice to Detroit. 19. Keady, Gene (B), Kansas St. 20. Johnson, George (T), Wake Forest. 21. Jones, Everett (G), Utah. 22. Thompson, Bill (E), Duke. 23. Trowbridge, Ken (B), No. Carolina St. 24. Roberts, Norm (E), E. Texas St. 25. Groce, Bill (B), No. Texas St. 26. Evans, Jon (E), Oklahoma A & M. 27. Dellinger, Floyd (B), Texas Tech. 28. Akin, Dean (E), Jacksonville St. (Ala.). 29. Fuquay, Mert (E), Baylor. 30. Scherer, Dick (E), Pittsburgh.



STEELERS ALL-TIME DRAFTS

1957

1. Dawson, Lenny (QB), Purdue. 2. Michael, Bill (T), Ohio St. 3. Owens, Don (T), Mississippi Southern. 4. Choice to Washington. 5. Richards, Perry (E), Detroit. 6. Volkert, George (B), Georgia Tech. 7. Johnson, Curley (B), Houston. 8. Choice to Chicago Bears. 9. Hutchings, Charley (T), Miami (Fla.). 10. Jelic, Ralph (B), Pittsburgh. 11. Hughes, Dick (B), Tulsa. 12. Ellison, Vern (G), Oregon St. 13. Underwood, Dwayne (T), Oklahoma A & M. 14. Crawford, Jim (B), Wyoming. 15. Canil, Herman (T), Pittsburgh. 16. Choice to Baltimore. 17. Salvaterra, Cory (B), Pittsburgh. 18. Bigbee, Len (E), E. Texas St. 19. Bennett, Phil (E), Miami (Fla.). 20. Szeuhan, John (T), No. Carolina St. 21. Cichowski, Gene (QB), Indiana. 22. Thomas, Aurelius (G), Ohio St. 23. Pollock, Bob (T), Pittsburgh. 24. Francis, Gary (E), Illinois. 25. Hinesley, Jim (E), Michigan St. 26. Swann, Bob (T), Vanderbilt. 27. Konkoly, Bob (B), Xavier. 28. Kolinsky, Frank (T), Tennessee. 29. Ramage, Tom (G), Utah St. 30. Serier, Don (E), Arkansas St.

1956

Bonus Choice: Glick, Gary (B), Colorado St. 1. Davis, Art (B), Mississippi St. 2. Krupa, Joe (T), Purdue. 3. Taylor, Jim (C), Baylor. 4. Murley, Dick (G), Purdue. 5. Murakowski, Bill (B), Purdue. 6. Taylor, Ray (B), TCU. 7. Gaspari, Dick (C), George Washington. 8. Wellman, Vere (G), Wichita. 9. Edmonds, Wayne (G), Notre Dame. 10. Baldacci, Lou (B), Michigan. 11. Choice to Detroit. 12. Tarasovic, Phil (E), Yale. 13. Holley, Weldon (B), Baylor. 14. Emmons, Jim (T), Alabama. 15. Choice to San Francisco. 16. Reed, Lionel (B), Cen. Oklahoma St. 17. Schmidt, Bill (G), Pittsburgh. 18. Stephens, John (B), Holy Cross. 19. Jacobs, Jerry (G), Florida St. 20. Glatz, Fred (E), Pittsburgh. 21. Martell, Gene (T), Notre Dame. 22. DiPasquale, Ray (B), Pittsburgh. 23. Neft, Pete (QB), Pittsburgh. 24. Engram, Bryan (E), TCU. 25. O'Dell, Bill (B), Clemson. 26. Sweeney, Frank (G), Xavier. 27. Benson, Buddy (B), Arkansas. 28. DeGraaf, Bill (B), Cornell. 29. Thompson, Wes (T), Alabama.

1955

1. Varrichione, Frank (T), Notre Dame. 2. Choice to Los Angeles. 3. Bernet, Ed (E), SMU. 4. Broussard, Fred (C), Texas A & M & Northwestern Louisiana. 5. Mason, George (T), Alabama. 6. Harkey, Lem (B), Emporia. 7. Reeve, Hal (T), Oregon. 8. Choice to Detroit. 9. Unitas, John (QB), Louisville. 10. Boyle, Terry (T), Cincinnati. 11. Eaton, Vic (QB), Missouri. 12. Cooke, Jim (E), Lincoln (Pa.). 13. Whitmer, Bob (B), Purdue. 14. Byrne, John (G), John Carroll. 15. Duckett, Ellis (B), Michigan St. 16. Vincent, Frank (C), Greenville St. (W.Va.). 17. Merchant, Ed (B), Miami (Ohio). 18. Maier, George (G), Marshall. 19. Smith Ed (B), Texas Southern. 20. Matykievicz, Lou (E), Iowa. 21. Phenix, Rees (T), Georgia Tech. 22. McCabe, Richie (B), Pittsburgh. 23. Holz, Gordy (T), Minnesota. 24. Mayock, Mike (E), Villanova. 25. Bull, Charlie (G), Missouri. 26. Soltau, Jim (E), Minnesota. 27. Sanford, Bill (B), Hofstra. 28. Williams, Dave (G), Ohio St. 29. Sinclair, Bernie (E), Texas A & M. 30. Caruzzi, Jim (B), Marquette.

1954

1. Lattner, John (B), Notre Dame. 2. Stark, Pat (B), Syracuse. 3. Miner, Tom (E), Tulsa. 4. Choice to Los Angeles. 5. Choice to San Francisco. 6. Pepper, Laurin (B), Mississippi Southern. 7. O'Brien, Jack (E), Florida. 8. Cameron, Paul (B), UCLA. 9. Zombeck, Joe (E), Pittsburgh. 10. Fisher, Bob (T), Tennessee. 11. Cimarolli, Lou (B), Pittsburgh. 12. Fritz, Don (E), Cincinnati. 13. Lattimer, Charley (C), Maryland. 14. Bradford, Roger (E), Waynesburg & Duquesne. 15. Drake, Tom (G), Chattanooga. 16. Krol, Cas (T), Detroit. 17. Fulyier, Joe (C), Oregon St. 18. Penza, Don (E), Notre Dame. 19. Rydahl, Don (B), Utah. 20. Prender, Fred (B), W. Chester St. 21. Tassotti, Dan (T), Miami (Fla.). 22. Lapsley, John (G), Northeastern. 23. Pascarella, Joe (T), Penn St. 24. Flanagan, Jack (E), Detroit. 25. Barron, Jim (T), Mississippi St. & Tulsa. 26. Varatis, Joe (B), Penn. 27. Yewcic, Tom (B), Michigan St. 28. Bush Joe (G), Notre Dame. 29. Fagan, Joe (T), John Carroll. 30. Sweattee, Juel (B), Oklahoma.

1953

1. Marchbroda, Ted (QB), Detroit & St. Bonaventure. 2. Johnson, John Henry (B), St. Marys (Cal.) & Arizona St. 3. Matuszak, Mary (LB), Tulsa. 4. Colteryan, Lloyd (E), Maryland. 5. Gaona, Bob (T), Wake Forest. 6. Barton, Tom (G), Clemson. 7. Alderton, John (E), Maryland. 8. Perry, Lowell (E), Michigan. 9. Sarnese, Pat (T), Temple. 10. Holohan, Frank (T), Tennessee. 11. Choice to Chicago Bears. 12. Robertson, Jerry (B), Kansas. 13. Davis, Leo (E), Bradley. 14. Montgomery, Charley (T), Mississippi. 15. O'Neill, Bob (E), Notre Dame. 16. Zachary, John (B), Miami (Ohio). 17. Quinn, Reed (B), Florida. 18. Holben, Carl (T), Duke. 19. Williams, John (B), Louisville. 20. Hayley, Wil Lee (E), Auburn. 21. Earley, Don (G), So. Carolina. 22. O'Connor, Ed (T), Maryland. 23. Correll, Ray (G), Kentucky. 24. Schneidenbach, Bob (B), Miami (Fla.). 25. Helamp, Vic (E), Houston. 26. McLaren, Jack (E), Bethune-Cookman. 27. Delaney, Jack (B), Cincinnati. 28. Cimino, Joe (T), Mississippi St. 29. Massaro, Art (B), W & J. 30. Tepe, Lou (C), Duke.

1952

1. Modzelewski, Ed (B), Maryland. 2. Tarasovic, George (C), LSU. 3. Wadiak, Steve (B), So. Carolina. 4. Gearding, Jack (T), Xavier. 5. Choice to Chicago Bears. 6. Choice to Los Angeles. 7. Hipps, Claude (B), Georgia. 8. Choice to Chicago Bears. 9. Payne, Herky (B), Tennessee. 10. Gilmartin, George (B), Xavier. 11. Spinks, Jack (B), Alcorn A & M. 12. McFadden, Marv (T), Michigan St. 13. Flood, Dave (B), Notre Dame. 14. Davis, June (G), Texas. 15. Pivrotto, Dick (B), Princeton. 16. Ladypo, Pete (G), Maryland. 17. Smithwith, Pat (E), St. Norberts. 18. MacDonald, Andy (B), Cen. Michigan. 19. Kerkorian, Gary (QB), Stanford. 20. Simeone, Dan (T), Milanova. 21. Babcock, Harry (E), Georgia. 22. Byrne, Bob (B), Montana St. 23. Pollock, Vic (B), Army. 24. Bestwick, Bob (QB), Pittsburgh. 25. Robinson, Bill (B), Lincoln (Mo.). 26. Wilson, Bobby (B), Alabama. 27. Doyle, Skip (B), Ohio St. 28. Hanifan, Jerry (B), St. Bonaventure. 29. Wariner, Chris (E), Pittsburgh. 30. Kissel, Ed (B), Wake Forest.

1951

1. Avinger, Clarence (B), Alabama. 2. Ortmann, Chuck (B), Michigan. 3. Sulima, George (E), Boston University. 4. French, Barry (T), Purdue. 5. Sampson, Floyd (B), McMurtry. 6. Dodnir, Dale (G), Colorado A & M. 7. Matthews, Ray (B), Clemson. 8. Milarink, Hank (E), Michigan St. 9. Schweder, John (G), Penn. 10. Salata, Paul (E), So. California. 11. McCitcheon, Joe (G), Washington & Lee. 12. Brandt, Jim (B), St. Thomas (Minn.). 13. Szabo, Bill (T), Bucknell. 14. Mizernay, Mike (G), Alabama. 15. Webb, Clay (B), Kentucky. 16. Oberg, Lambert (C), Trinity (Conn.). 17. Ghelmann, Ted (T), William & Mary. 18. Field, Pat (B), Georgia. 19. Pavlikowski, Bill (B), Boston University. 20. Donnelly, Tom (T), Holy Cross. 21. Cheatham, Ernie (T), Loyola (Cal.). 22. Hendley, Dick (B), Clemson. 23. Minor, Joe (E), John Carroll. 24. Alois, Art (C), San Francisco. 25. Calvin, Tommy (B), Alabama. 26. Pearman, Bill (G), Tennessee. 27. Radcliffe, Bob (B), Wisconsin. 28. Hansen, Howie (B), UCLA. 29. Smith, Fred (E), Tulsa. 30. Gruble, John (E), Tennessee.

1950

1. Chandois, Lynn (B), Michigan St. 2. Stautner, Ernie (T), Boston College. 3. Hughes, George (G), William & Mary. 4. Choice to Chicago Bears. 5. Allen, Lou (T), Duke. 6. Mattson, Ed (B), Trinity (Texas). 7. Smith, Truett (B), Mississippi St. & Wyoming. 8. Rogel, Fran (B), Penn St. 9. Druen, Max (T), Tulane. 10. Choice to Chicago Cards. 11. Williams, Charley (E), Sam Houston St. 12. Choice to Chicago Cards. 13. Norton, Negley (T), Penn St. 14. Kynes, Jim (C), Florida. 15. Russell, Harry (B), San Jose St. 16. Barkouskie, Bernie (G), Pittsburgh. 17. Bodine, Al (B), Georgia. 18. Powell, Kenneth (E), No. Carolina. 19. Gaul, Frank (T), Notre Dame. 20. DeNoia, Mike (B), Scranton. 21. Tomlinson, Dick (G), Kansas. 22. Burak, Stan (B), George Washington. 23. Kersulis, Walt (E), Illinois. 24. Weaver, John (G), Miami (Ohio). 25. Numbers, Bob (C), Lehigh. 26. Vaccaro, Nick (B), Florida. 27. Kreiser, Elmer (E), Bloomsburg St. 28. Diehl, Jerry (B), Idaho. 29. DePasqua, Carl (B), Pittsburgh. 30. Hudak, Ed (T), Notre Dame.

1949

1. Gage, Bobby (B), Clemson. 2. Davis, Harper (B), Mississippi St. 3. Walsh, Bill (C), Notre Dame. 4. Geri, Joe (B), Georgia. 5. Long, Bill (E), Oklahoma A & M. 6. Brightwell, Doug (C), TCU. 7. Talarico, Bill (B), Penn. 8. Brown, George (G), TCU. 9. Brennan, Tom (T), Boston College. 10. Hood, Bob (E), Alabama. 11. Sanders, Al (C), Mississippi Southern. 12. Finks, Jimmy (B), Tulsa. 13. Walston, R. R. (G), No. Texas St. 14. Moon, Dave (B), SMU. 15. Sobczak, Ed (E), Michigan. 16. Snell, Denvard (T), Auburn. 17. Kissell, Veto (B), Holy Cross. 18. Shipman, Clint (T), E. Texas St. 19. McBridge, Jack (E), Rice. 20. Mann, Ben (G), Mississippi. 21. Jackura, Joe (C), Georgia. 22. Johnson, Lloyd (B), W. Texas St. 23. Owens, Jim (E), Okla.-homa. 24. Snowden, Ivan (T), Texas A & I. 25. Goff, Bobby (B), Texas A & M.

1948

1. Edwards, Dan (E), Georgia. 2. Nuzum, Jerry (B), New Mexico A & M. 3. Wozniak, John (G), Alabama. 4. Gasparella, Joe (QB), Notre Dame. 5. Long, Bill (B), Penn. 6. Cooper, Jim (C), No. Texas St. 7. Ryan, Ed (E), St. Mary's (Cal.). 8. Deranek, Dick (B), Indiana. 9. Redfield, Paul (T), Colgate. 10. Papach, George (B), Purdue. 11. Fincal, Tom (E), Princeton. 12. Lane, Clayton (T), New Hampshire. 13. Mazuca, Dick (G), Canisius. 14. McPeak, Bill (E), Pittsburgh. 15. Messoline, Frank (B), Scranton. 16. Lane, Tom (T), Muhlenburg. 17. Barboiak, Pete (T), Purdue. 18. Fogler, Fred (B), Duke. 19. Snyder, Charley (T), Marshall. 20. Stevens, Tally (E), Utah. 21. Norman, Dike (C), Washington & Lee. 22. Simmons, Floyd (B), Notre Dame. 23. Hausser, Paul (T), Wichita. 24. Rasmey, Bob (B), SMU. 25. Whitlow, Felton (T), No. Texas St. 26. Bowen, Dinky (B), Georgia Tech. 27. Glibron, Abe (G), Purdue. 28. Hilkene, Bruce (T), Michigan. 29. Zuchowski, Ted (T), Toledo. 30. DeMatteo, Tony (B), Pittsburgh.



STEELERS ALL-TIME DRAFTS

1947

1. Bechtel, Hub (E), Texas. 2. Mastrangelo, John (G), Notre Dame. 3. Wydo, Frank (T), Cornell. 4. Aschenbrenner, Frank (B), Northwestern. 5. Meeks, Bryant (C), So. Carolina. 6. Shipkey, Jerry (B), UCLA. 7. Vander Clute, Bert (G), Wesleyan. 8. Gibson, Paul (E), No. Carolina. 9. Medd, Jack (C), Wesleyan. 10. Fitch, Jack (B), No. Carolina. 11. Parseghian, Ara (B), Miami (Ohio). 12. Moore, Bill (T), Penn St. 13. Bruno, Larry (B), Geneva. 14. Jenkins, Ralph (C), Clemson. 15. Nickel, Elbie (E), Cincinnati. 16. Cregar, Bill (C), Holy Cross. 17. Mulready, Jerry (B), No. Dakota. 18. Smith, Warren (T), Kansas Wesleyan. 19. Hamilton, Fred (T), Vanderbilt. 20. Taylor, Fred (E), TCU. 21. Bushmaier, Binks (B), Vanderbilt. 22. Davis, Paul (B), Otterbein. 23. Kalmar, Tommy (B), Pitt & Nevada. 24. Mohr, Don (E), Baldwin-Wallace. 25. Young, Art (G), Dartmouth. 26. Sazio, Ralph (T), William & Mary. 27. Pitzer, Dick (E), Army. 28. Stalloni, Tom (T), Delaware. 29. DiFrancesca, Vince (G), Northwestern. 30. Lahr, Warren (B), Western Reserve.

1946

1. Blanchard, Doc (B), Army. 2. Clark, George (B), Duke. 3. Rowe, Harmon (B), Baylor & San Francisco. 4. Tepsic, Joe (B), Penn St. 5. Seiferling, Jack (B), Utah St. 6. Woods, Marion (G), Clemson. 7. Reinhardt, Tom (T), Minnesota. 8. Ponsetto, Joe (B), Michigan. 9. Evans, Bob (B), Penn. 10. Bonwell, Mel (B), Central Iowa. 11. Holloway, Doc (G), William & Mary. 12. Owen, Carroll (B), Catawba. 13. Poppin, George (T), New Mexico. 14. McCain, Bob (E), Mississippi. 15. Tallchief, Tom (T), Oklahoma. 16. Perl, Al (B), Youngstown & Georgia. 17. Lopez, Russ (C), West Virginia. 18. Garrison, Charles (G), Wake Forest. 19. Cloud, Bill (T), Temple. 20. Garbinski, Mike (B), Penn St. 21. Loiacano, Charley (C), Lafayette. 22. Johnson, George (T), Pittsburgh. 23. Leitheiser, Bill (G), Duke. 24. Adams, Roger (C), Florida. 25. Verkins, Bob (B), Tulsa. 26. Castle Clarence (B), Mississippi. 27. Marino, Marchi (T), Penn State. 28. Hansen, Bob (E), UCLA. 29. Graves, Larry (T), Newberry. 30. Bruce, Gall (E), Washington.

1945

1. Duhart, Paul (B), Florida. 2. Dugger, Jack (E), Ohio St. 3. Dellastatious, Bill (B), Missouri. 4. Adams, Roger (C), Florida. 5. Mehlich, Chuck (E), Duquesne. 6. Browning, Greg (E), Denver. 7. Wolak, Mike (B), Duquesne. 8. Hughes, Tom (T), Purdue & Missouri. 9. Pense, Leon (B), Arkansas. 10. Brandau, Art (C), Tennessee. 11. Ball, Ray (B), Holy Cross. 12. Basilone, Frank (B), Duquesne. 13. Monahan, John (E), Dartmouth. 14. Odell, Mel (B), Duquesne. 15. Choice to Chicago Bears. 16. Ungles, Jim (B), Kansas St. 17. Itzel, John (B), Pittsburgh. 18. Wiczicki, Alex (B), Holy Cross. 19. Landigan, Jim (T), Holy Cross & Dartmouth. 20. Lilienthal, Bill (T), Villanova. 21. Price, Art (B), Rutgers. 22. Malmberg, Don (B), UCLA. 23. Hartwell, Everette (E), Auburn. 24. Cain, Ed (B), Rice. 25. Carlacini, Angelo (B), Pittsburgh. 26. Burns, Ed (B), Boston College. 27. Stough, Glen (T), Duke. 28. Marsh, Jim (T), Oklahoma A & M. 29. Grant, Ralph (B), Bucknell. 30. Kondria, John (T), St. Vincent.

1944

1. Podesto, Johnny (B), St. Mary's Cal. 2. Odell, Bob (B), Penn. 3. Gantt, Bob (E), Duke. 4. McCaffray, Art (T), Santa Clara & College of Pacific. 5. Owen, George (G), Wake Forest. 6. Savage, Dan (B), Brown. 7. Freitas, Jess (B), Santa Clara. 8. Titus, George (C), Holy Cross. 9. Stofko, Ed (B), St. Francis. 10. Jansante, Val (E), Duquesne. 11. Buda, Carl (G), Tulsa. 12. Gray, Sam (E), Tulsa. 13. Longacre, Bob (B), William & Mary. 14. Zetty, Les (E), Muhlenberg. 15. Myers, Jim (G), Tennessee. 16. Gottlieb, Joe (B), Duquesne. 17. Davis, Hugh (B), Michigan St. 18. Sullivan, Bill (E), Villanova. 19. Woodside, Jimmy (C), Temple. 20. Miller, Bill (B), Penn. 21. Lawson, Bob (E), Holy Cross. 22. Caver, Hank (B), Presbyterian. 23. Carter, Paul (T), Michigan St. 24. Holben, Dick (T), Muhlenberg. 25. Tippee, Howard (B), Iowa St. 26. Malmberg, Charley (T), Rice. 27. Ashbaugh, Russ (B), Notre Dame. 28. Petroski, Pat (G), Miami (Fla.). 29. Tosti, Joe (E), Scranton. 30. Seelinger, Len (B), Wisconsin.

1943

1. Daley, Bill (B), Minnesota. 2. Russell, Jack (E), Baylor. 3. Connolly, Harry (B), Boston College. 4. Sossamon, Lou (C), So. Carolina. 5. Ratto, Al (C), St. Mary's (Cal.). 6. Curry, Ray (E), St. Mary's (Cal.). 7. Murphy, Ed (E), Holy Cross. 8. Dwelle, Dick (B), Rice. 9. Wukits, Al (C), Duquesne. 10. Repko, Joe (T), Boston College. 11. Boltrek, Pete (T), No. Carolina St. 12. Shiekman, Mort (G), Penn. 13. Crain, Milt (B), Baylor. 14. Kiebas, Max (B), Duquesne. 15. Skornich, Nick (G), Cincinnati. 16. Field, Jackie (B), Texas. 17. Bucek, Felix (G), Texas A & M. 18. Welsh, Johnny (B), Penn. 19. Compagno, Tony (B), St. Mary's (Cal.). 20. Zapalac, Willie (B),

Texas A & M. 21. Bain, George (T), Oregon St. 22. Wynne, Clay (T), Arkansas. 23. Cibulas, Joe (T), Duquesne. 24. Yambrick, Bill (C), Western Michigan. 25. Freeman, Jack (G), Texas. 26. Goode, Joe (B), Duquesne. 27. Durishan, Jack (T), Pittsburgh. 28. Lobpriess, Fritz (G), Texas. 29. Jones, Art (B), Haverford. 30. Ruman, Bob (B), Arizona.

1942

1. Dudley, Bill (B), Virginia. 2. Martin, Vern (B), Texas. 3. Casanega, Ken (B), Santa Clara. 4. Kutner, Mal (E), Texas. 5. Sandig, Curt (B), St. Mary's (Tex.). 6. Greene, Charley (T), Tulsa. 7. Butler, Johnny (B), Tennessee. 8. Spendlove, Floyd (T), Utah. 9. Chase, Rayburn (B), Missouri. 10. Steele, Ernie (B), Washington. 11. Wood, Thornley (B), Columbia. 12. Roach, Bill (E), TCU. 13. Holt, Wayne (G), Tulsa. 14. Mosher, Clure (C), Louisville. 15. Law, Hubbard (B), Sam Houston. 16. Tomasic, Andy (B), Temple. 17. Chamberlain, Garth (T), Brigham Young. 18. Rokisky, John (E), Duquesne. 19. Jenkins, Ray (B), Colorado. 20. Kapriva, Frank (G), Wake Forest.

1941

1. Gladchuk, Chet (C), Boston College. 2. Knolla, Johnny (B), Creighton. 3. Ringold, Jim (B), Wake Forest. 4. Sears, Vic (T), Oregon St. 5. Suffridge, Bob (G), Tennessee. 6. Robert, Jim (C), Marshall. 7. Elrod, Ervin (E), Mississippi St. 8. Fritz, Ralph (G), Michigan. 9. Uremovich, Emil (T), Indiana. 10. Severin, Paul (E), No. Carolina. 11. Cotton, Russ (B), Texas Mines. 12. Goree, J. W. (G), LSU. 13. Eibner, John (T), Kentucky. 14. McAfee, Wes (B), Duke. 15. Fox, Terry (B), Miami (Fla.). 16. Cornwall, Bill (T), Furman. 17. Kerr, George (G), Boston College. 18. Bjorklund, Bob (E), Minnesota. 19. Castiglia, Jim (B), Georgetown. 20. Landsberg, Mort (B), Cornell.

1940

1. Eakin, Kay (B), Arkansas. 2. Wenzel, Ralph (E), Tulane. 3. Kiick, George (B), Bucknell. 4. Ivy, Frank (E), Oklahoma. 5. Goff, Clark (T), Florida. 6. Bykowski, Frank (G), Purdue. 7. Cignetti, Pete (B), Boston College. 8. Nery, Carl (G), Duquesne. 9. Boisseau, Dick (T), Washington & Lee. 10. Shu, Paul (B), VMI. 11. Cox, Cary (C), Alabama. 12. Pirro, Rocco (B), Catholic. 13. Noppenberg, John (B), Miami (Fla.). 14. Stublar, Nick (T), Santa Clara. 15. McCarthy, Ray (B), Santa Clara. 16. Gajek, Leon (C), Penn St. 17. Sullivan, Mike (E), No. Carolina St. 18. Daly, Seaton (T), Gonzaga. 19. Harvey, Thad (T), Notre Dame. 20. Katzenstein, Marvin (T), Colorado Mines.

1939

1. Choice to Chicago Bears. 2. Choice to Brooklyn. 3. Patterson, Bill (B), Baylor. 4. McCullough, Hugh (B), Oklahoma. 5. Wheeler, Ernie (B), No. Dakota. 6. Boyd, Sam (E), Baylor. 7. Palumbo, Eddie (B), Detroit. 8. Nelson, Ole (E), Michigan. 9. Petro, Steve (G), Pittsburgh. 10. Lee, Jack (B), Carnegie Tech. 11. Tomasetti, Lou (B), Bucknell. 12. Cochran, Denny (B), St. Louis. 13. Hoffman, Fabian (E), Pittsburgh. 14. Clary, Ed (B), So. Carolina. 15. Tort, John (C), Niagara. 16. Lezouski, Al (G), Pittsburgh. 17. Longhi, Ed (C), Notre Dame. 18. Shrik, Dave (E), Kansas. 19. Peters, Frank (E), Washington. 20. Sheldrake, Tom (E), Washington.

1938

1. White, Byron (B), Colorado. 1-a. Filchok, Frankie (B), Indiana. 2. Choice to New York. 2-a. Choice to Detroit. 3. Midler, Lou (T), Minnesota. 4. Platiuk, George (E), Duquesne. 5. King, Ray (E), Minnesota. 6. Burnette, Tom (B), No. Carolina. 7. McDonough, Paul (E), Utah. 8. McCarty, Pat (C), Notre Dame. 9. Choice to Cleveland. 10. Choice to Chicago Cards.

1937

1. Basrak, Mike (C), Duquesne. 2. Finley, Bob (B), SMU. 3. Breeden, Bill (E), Oklahoma. 4. Hewes, Bo (B), Oklahoma. 5. Frye, Jack (B), Missouri. 6. Roach, Walt (E), TCU. 7. Haines, Byron (E), Washington. 8. Kordick, Marty (G), St. Mary's (Cal.). 9. Patanelli, Matt (E), Michigan. 10. Nevers, Stan (T), Kentucky.

1936

1. Shakespeare, Bill (B), Notre Dame. 2. Barnum, Len (B), West Virginia Wesleyan. 3. Grayson, Bobby (B), Stanford. 4. Spain, Truman (T), SMU. 5. Sandefur, Wayne (B), Purdue. 6. Orr, Maurice (T), SMU. 7. Peters, Marty (E), SMU. 8. Karpowich, Ed (T), Catholic. 9. Meglen, Joe (B), Georgetown.

(Note: overall identifies the number of the Steelers' first round selection)



STEELERS QUARTERBACKS' STARTING RECORDS

(1969-1999 Regular-Season Only)

	Shiner	Hanratty	Bradshaw	Gilliam	Kruczek	Stoudt	Woodley	Malone	Campbell	Brister	Blackledge	Bono	Strom	O'Donnell	Tomczak	Miller	Stewart	Quinn	Gonzalez
1969		0-5																	
1970		2-4	3-5																
1971		1-0	5-8																
1972		0-0	11-3	0-0															
1973		2-2	8-1	0-1															
1974		1-0	5-2	4-1-1															
1975		0-0	12-2	0-0															
1976			4-4		6-0														
1977			9-5		0-0	0-0													
1978			14-2		0-0	0-0													
1979			12-4		0-0	0-0													
1980			9-6			0-1		0-0											
1981			8-6			0-0		0-2											
1982			6-3			0-0		0-0											
1983			1-0			9-6		0-0											
1984							3-4	6-3	0-0										
1985							4-2	3-5	0-2										
1986								6-8	0-0	0-2									
1987								6-6		0-0		2-1							
1988										4-9	1-2	0-0							
1989										8-6	1-1		0-0						
1990										9-7			0-0						
1991										5-3			0-0	2-6					
1992										2-2			0-0	9-3					
1993													0-0	9-6	0-1				
1994														10-4	2-0				
1995														9-3	2-2	0-0			
1996															10-5	0-1	0-0		
1997															0-0		11-5	0-0	
1998															0-0		7-9		
1999															1-4		5-6		
Totals		6-11	107-51	4-2-1	6-0	9-7	7-6	21-24	0-2	28-29	2-3	2-1	0-0	39-22	15-12	0-1	23-20	0-0	0-0



STEELERS ALL-TIME ROSTER — 1933-1998

A

Abercrombie, Walter [RB], Baylor	1982-87
Adamchik, Ed [T], Pitt	1967
Adams, Bob [TE], Pacific	1969-71
Adams, Mike [WR], Texas	1997
Adams, Paul [C], Morehead Teachers	1947
Agajanian, Ben [K], New Mexico	1945
Alban, Dick [E], Northwestern	1956-59
Alberghini, Tom [G], Holy Cross	1945
Albrecht, Art [C/OT], Wisconsin	1942
Alderton, John [E], Maryland	1953
Allen, Chuck [LB], Washington	1970-71
Allen, Dwane [LB], Santa Ana	1965
Allen, Jim [DB], UCLA	1974-77
Allen, Lou [T], Duke	1950-51
Alley, Don [WR], Adams State	1969
Alston, Lyneal [WR], Southern Mississippi	1987
Andabaker, Rudy [G], Pitt	1952, 54
Anderson, Anthony [RB], Temple	1979
Anderson, Art [T], Idaho	1963
Anderson, Chet [E], Minnesota	1967
Anderson, Fred [DE], Prairie View A&M	1978
Anderson, Gary [K], Syracuse	1982-94
Anderson, Jesse [TE], Miss. State	1992
Anderson, Larry [DB], Louisiana Tech	1978-81
Anderson, Melvin [WR], Minnesota	1987
Anderson, Ralph [DB], W. Texas St.	1971-72
Apke, Steve [LB], Pitt	1987
Arndt, Al [G], South Dakota State	1935
Arndt, Dick [T], Idaho	1967-70
Arnold, David [CB], Michigan	1989
Arnold, Jahine [WR], Fresno State	1996-98
Arnold, Jay [QB], Texas	1941
Artman, Corwan [T], Stanford	1933
Asbury, Willie [B], Kent State	1966-68
Askson, Burt [DE], Texas Southern	1971
Atkinson, Frank [T], Stanford	1963
August, Steve [OT], Tulsa	1974
Augusterfer, Gene [B], Catholic U.	1935
Austin, Ocie [DB], Utah State	1970-71
Avery, Steve [FB], Northern Michigan	1994-95
Aydelette, Buddy [OT/C], Alabama	1987

B

Badar, Rich [QB], North Carolina	1967
Bahr, Matt [K], Penn State	1979-80
Bailey, Henry [WR], UNLV	1997-98
Baker, Conway [T], Centenary	1944**
Baker, Ed [E], Washington State	1953
Baker, John [E], N. Carolina College	1963-67
Baldacci, Lou [B], Michigan	1956
Ballman, Gary [B], Michigan State	1962-66
Balog, Bob [C], Denver	1949-50
Banaszak, John [DE/DT], E. Michigan	1975-81
Bankston, Warren [RB], Tulane	1969-72
Barbolak, Pete [T], Purdue	1949
Barnes, Johnnie [WR], Hampton University	1995
Barnes, Reggie [LB], Oklahoma	1993
Barnett, Tom [B], Purdue	1959-60
Barry, Fred [DB], Boston College	1970
Bartaanen, Jim [C], Michigan	1938
Bartlett, Earl [B], Centre	1939
Basrak, Mike [C], Duquesne	1937-38
Bassi, Dick [G], Santa Clara	1941
Beams, Byron [T], Notre Dame	1959-60
Beasley, Tom [DE/DT], Virginia Tech	1978-83
Beatty, Charles [DB], N. Texas St.	1969-72
Beatty, Ed [C], Mississippi	1957-61
Becker, Wayland [E], Marquette	1939
Behning, Mark [OT], Nebraska	1986
Bell, Myron [S], Michigan State	1994-97
Bell, Richard [RB], Nebraska	1990
Bell, Theo [WR], Arizona	1976, 78-80
Bentley, Albert [RB], Miami (Fla.)	1992
Bernet, Ed [E], SMU	1955
Best, Greg [S], Kansas State	1983
Bettis, Jerome [RB], Notre Dame	1996-99
Bettis, Tom [LB], Purdue	1962
Billock, Frank [G], St. Mary's of Minn.	1937
Bingham, Craig [LB], Syracuse	1982-84, 87
Binotto, John [B], Duquesne	1942
Bishop, Don [B], Los Angeles Col.	1958-59
Bishop, Harold [TE], Louisiana State	1998
Bivins, Charles [B], Morris Brown	1967
Blackledge, Todd [QB], Penn State	1988-89
Blackwell, Will [WR], San Diego St.	1997-99

STEELERS ALL-TIME HEAD COACHES

Coch (Years)	Overall**	Record
Austin, Bill (1966-68)	11-28-3	(.298)
Bach, Joe (1935-36, 52-53)	21-27-0	(.438)
Bell, Bert (1941)	0-2-0	(.000)
Cowher, Bill (1992-99)	82-57	(.590)
DiMelio, Luby (1934)	2-10-0	(.167)
Donelli, Aldo (1941)	0-5-0	(.000)
Douds, Forrest (1933)	3-6-2	(.364)
Kiesling, Walter (1939-40, 41-44*, 54-56)	30-55-5	(.361)
Leonard, Jim (1945)	2-8-0	(.200)
McNally, Johnny "Blood" (1937-39)	6-19-0	(.240)
Michelosen, Johnny (1948-51)	20-26-2	(.438)
Nixon, Mike (1965)	2-12-0	(.143)
Noll, Chuck (1969-1991)	209-156-1	(.572)
Parker, Raymond (1957-64)	51-48-6	(.514)
Sutherland, Jock (1946-47)	13-10-1	(.563)

*Kiesling was co-head coach with Greasy Neale in 1943 (Phil.-Pitt.) and with Phil Handler in 1944 (Card.-Pitt.).

** Record includes postseason.



STEELERS ALL-TIME ROSTER — 1933-1998

Blankenship, Brian [G], Nebraska	1987-91
Blankenship, Greg [LB], Cal. St. (Hay.)	1976
Bleier, Rocky [RB], Notre Dame	1968, 1970-80
Blount, Mel [CB], Southern	1970-83
Bohannon, Fred [S/CB], Mass. Val. St.	1982
Bolkovac, Nick [T], Pitt	1953-54
Bond, Randall [QB], Washington	1939
Bonelli, Ernie [B], Pitt	1946
Bono, Steve [QB], UCLA	1987-88
Booth, Clarence [B], SMU	1944**
Botkin, Kirk [TE], Arkansas	1996-97
Boures, Emil [C/G], Pitt	1982-86
Bova, Tony [E], St. Francis	1942, 43*, 44**, 45-47
Bowman, Bill [B], William & Mary	1957
Boyd, Sam [E], Baylor	1939-40
Boyle, Jim [OT], Tulane	1987-88
Boyle, Shorty [E]	1934
Bradley, Ed [LB], Wake Forest	1972-75
Bradshaw, Charles [T], Baylor	1961-66
Bradshaw, Jim [B], Chattanooga	1963-67
Bradshaw, Terry [QB], La. Tech	1970-83
Brady, Jeff [LB], Kentucky	1991
Brady, Pat [B], Nevada	1952-54
Brandau, Art [C], Tennessee	1945-46
Brandt, Jim [B], St. Thomas	1952-54
Bray, Maurice [T], SMU	1935-36
Breedlove, Rod [LB], Maryland	1965-68
Breedon, Bill [B], Oklahoma	1937
Breen, Gene [LB], Virginia Tech	1965-66
Brett, Ed [E], Washington State	1936-37
Brewster, Pete [E], Purdue	1959-60
Brister, Bubby [QB], Northeast La.	1986-92
Britt, Jessie [WR], North Carolina A&T	1986
Britt, Ralph [TE], North Carolina State	1987
Broussard, Fed [C], Texas A & M	1955
Brovelli, Angelo [QB], St. Mary's (Cal.)	1933-34
Brown, Anthony [T], Utah	1999
Brown, Chad [LB], Colorado	1993-96
Brown, Chris [CB/S], Notre Dame	1974-85
Brown, Dave [DB], Michigan	1975
Brown, Ed [QB], San Francisco	1962-65
Brown, Ernie [DL], Syracuse	1999
Brown, J. B. [DB], Maryland	1997
Brown, John [T], Syracuse	1967-72
Brown, Kris [K], Nebraska	1999
Brown, Lance [CB], Indiana	1998-99
Brown, Larry [TE/OT], Kansas	1971-84
Brown, Tom [E], William & Mary	1942
Brown, William [QB], Texas Tech	1945
Browning, Greg [E], Denver	1947
Bruder, Henry [QB], Northwestern	1940
Bruener, Mark [TE], Washington	1995-99
Brumbaugh, Boyd [B], Duquesne	1939-41
Brumfield, Jim [RB], Ind. St. (Ind.)	1971
Brundage, Dewey [E], Brigham Young	1954
Brune, Fred [B], Ohio State	1956-57
Bruno, John [P], Penn State	1987
Bryant, Hubie [WR], Minnesota	1970
Bucek, Felix [G], Texas A & M	1946
Buckner, Brentson [DE], Clemson	1994-96
Buda, Carl [G], Tulsa	1945
Bukich, Rudy [QB], Southern Cal.	1960-61
Bulger, Chester [T], Auburn	1944**
Bullocks, Amos [B], Southern Illinois	1966
Burleson, John [G], SMU	1933
Burnett, Len [DB], Oregon	1961
Burnette, Tom [DB], North Carolina	1938
Burrell, John [E], Rice	1962-64
Butler, Bill [DB/KR], Chattanooga	1961
Butler, Jack [B], St. Bonaventure	1951-59
Butler, Jim [B], Edward Waters	1965-67
Butler, John [B], Tennessee	1943-44
Bykowski, Frank [G], Purdue	1940

C

Cabrelli, Larry [E], Colgate	1943*
Calcagni, Ralph [T], Pennsylvania	1947
Caliguire, Dean [G/C], Pittsburgh	1991-92
Call, John [B], Colgate	1959
Calland, Lee [DB], Louisville	1969-72
Calloway, Chris [WR], Michigan	1990-91
Calvin, Tom [B], Alabama	1952-54
Cameron, Paul [B], UCLA	1954
Campbell, Bob [RB], Penn State	1969
Campbell, Don [T], Carnegie Tech	1939-41
Campbell, Glenn [E], Emporia State	1935
Campbell, John [LB], Minnesota	1965-69
Campbell, Leon [B], Arkansas	1955
Campbell, Ray [LB], Marquette	1958-60
Campbell, Russ [TE], Kansas State	1992
Campbell, Scott [QB], Purdue	1984-86
Canale, Rocco [G], Boston College	1943*
Capers, Wayne [WR], Kansas	1983-84
Capp, Dick [E], Boston College	1968
Cara, Dom [E], N. Carolina State	1937-38
Cardwell, Joe [T], Duke	1937-38
Carpenter, Preston [E], Arkansas	1960-63
Carr, Gregg [LB], Auburn	1975-88
Carter, Rodney [RB], Purdue	1987-89
Cash, Keith [TE], Texas	1991
Casper, Charles [QB], TCU	1935
Catano, Mark [DE/D/T], Valdosta State	1984-85
Cenci, John [C], Pitt	1956
Chamberlain, Garth [G], Brig. Young	1945
Chandnois, Lynn [B], Mich. State	1950-56
Cheatham, Ernest [T], Loyola	1954
Cherry, Edgar [B], Hardin-Simmons	1939
Cherundolo, Chuck [C], Penn State	1941-42, 45-48
Christy, Dick [B], N. Carolina State	1958
Cibulas, Joe [T], Duquesne	1945
Ciccione, Ben [C], Duquesne	1934-35
Cichowski, Gene [B], Indiana	1957
Cifelli, Gus [T], Notre Dame	1954
Cifers, Bob [QB], Tennessee	1947-48
Clack, Jim [C/G], Wake Forest	1971-77
Clark, Jim [B], Pitt	1933-34
Clark, Mike [K], Texas A & M	1964-67
Clark, Reggie [LB], North Carolina	1994
Clark, Spark [RB], Akron	1987
Clayton, Harvey [CB], Florida State	1983-86
Clement, Henry [E], North Carolina	1961
Clement, John [B], SMU	1946-48*
Cline, Jackie [DE], Alabama	1987
Cline, Tony [TE], Stanford	1999
Clinkscales, Joey [WR], Tennessee	1987-88
Cobb, Marvin [DB], Southern Cal.	1970
Cole, Robin [LB], New Mexico	1977-87
Cole, Terry [B], Indiana	1970
Coleman, Andre [WR], Kansas St.	1997-98
Collier, Mike [RB], Morgan State	1975
Collier, Reggie [QB], So. Mississippi	1987
Colquitt, Craig [P], Tennessee	1978-81, 83-84
Compagno, Tony [B], St. Mary's of Calif.	1946-48
Compton, Dick [E], McMurry	1967-68
Condit, Marilyn [B], Carnegie Tech	1940, 46
Conley, Steve [LB], Arkansas	1996-98
Conn, Dick [DB], Georgia	1974
Connolly, Mike [C], Utah State	1968
Conrad, Chris [T], Fresno State	1998-99
Conti, Enio [G], Bucknell	1943*
Coomer, Joe [T], Austin	1941, 45-46
Cooper, Adrian [TE], Oklahoma	1991-93
Cooper, Sam [T], Geneva	1933
Cordileone, Lou [G], Clemson	1962-63
Corley, Anthony [RB], Nevada-Reno	1984
Coronado, Bob [E], Pacific	1961
Cotton, Russell [B], Texas Mines	1942



STEELERS ALL-TIME ROSTER — 1933-1998

Courson, Steve [G], South Carolina	1978-83
Cousino, Brad [LB], Miami (O.)	1987
Craft, Russ [B], Alabama	1954
Cregar, William [G], Holy Cross	1947-48
Crennel, Carl [LB], W. Va.	1970
Critchfield, Larry [G], Grove City	1933
Croft, Winfield [G], Utah	1936
Cropper, Marshall [E], Maryland	1967-69
Cunningham, Bennie [TE], Clemson	1976-85
Curran, Don [E], Boston College	1944**
Curry, Roy [B], Jackson State	1963
Cushing, Matt [TE], Illinois	1999
Cuthbert, Randy [RB], Duke	1993-94

D

Dafney, Bernard [OL], Tennessee	1996
Daigle, Anthony [RB], Fresno State	1994
Dailey, Ted [E], Pitt	1933
Daniel, Willie [B], Miss. State	1961-66
Davenport, Charles [WR], N. C. State	1992-94
Davidson, Bill [B], Temple	1937-39
Davidson, Kenny [DE], Louisiana State	1990-93
Davis, Art [B], Mississippi State	1956
Davis, Charlie [DT], TCU	1974
Davis, Dave [WR], Tennessee State	1973
Davis, Henry [LB], Grambling	1970-73
Davis, Lorenzo [WR], Youngstown State	1990
Davis, Paul [QB], Otterbein	1947-48
Davis, Robert [E], Penn State	1946-50
Davis, Russell [RB], Michigan	1970-83
Davis, Sam [G], Allen	1967-79
Davis, Steve [RB], Delaware State	1972-74
Dawkins, Tommy [DE], Appalachian State	1987
Davis, Travis [S], Notre Dame	1999
Dawson, Dermontti [C], Kentucky	1988-99
Dawson, Len [QB], Purdue	1957-59
DeCarbo, Nick [G], Duquesne	1933
DeCarlo, Art [B], Georgia	1953
Deloplaime, Jack [RB], Salem (W.Va.)	1976-79
Demko, George [T], Appalachian St.	1961
Dempsey, John [T], Bucknell	1934
DePascal, Carmine [E], Wichita	1945
DePaul, Henry [G], Duquesne	1945
Derby, Dean [B], Washington	1957-61
Dess, Darrell [G], N. Carolina State	1958
Dial, Buddy [E], Rice	1959-63
Dickey, Charlie [G], Arizona	1987
Dicus, Chuck [WR], Arkansas	1973
Didio, Mark [WR], Connecticut	1992
Dirden, Johnnie [WR], Sam Houston St.	1971
Dockery, John [DB], Harvard	1972-73
Dodril, Dale [G], Colorado A & M	1951-59
Dodson, Les [B], Mississippi	1941
Doehring, John [B]	1935
Dolly, Dick [E], West Virginia	1941-45
Doloway, Cliff [E], Carnegie Tech	1935
Donelli, Allan [B], Duquesne	1941-42
Donnalley, Rick [C-G], North Carolina	1982-83
Dornbrook, Thom [G-C], Kentucky	1979
Douds, Forrest [T], W & J	1933-35
Dougherty, Bob [LB], Kentucky	1958
Douglas, Bob [B], Kansas State	1938
Doyle, Dick [B], Ohio State	1955
Doyle, Ted [T], Nebraska	1938-42, 43*, 44**
Drulis, Al [B], Temple	1947
Druschel, Rick [G-OT], No. Car. St.	1974
Dudley, Bill [B], Virginia	1942, 45-46
Duffy, Roger [C-G], Penn State	1998-99
Dugan, Len [C], Wichita	1939
Duggan, Gil [T], Oklahoma	1944**
Duhart, Paul [B], Florida	1945
Dunaway, Craig [TE], Michigan	1973
Dungy, Tony [DB], Minnesota	1977-78

Dunn, David [WR], Fresno State	1998
Dunn, Gary [DT-NT], Miami (Fla.)	1977-87
Dutton, Bill [B], Pitt	1946

E

Eaton, Vic [QB], Missouri	1955
Echols, Terry [LB], Marshall	1984
Edge, Shayne [P], Florida	1996
Edwards, Dave [S], Illinois	1985-87
Edwards, Troy [WR], Louisiana Tech	1999
Edwards, Glen [DB], Florida A & M	1971-77
Elder, Donnie [CB], Memphis State	1986
Elliott, Jim [K], Presbyterian	1967
Ellstrom, Marv [B], Oklahoma	1935
Elter, Leo [B], Duq. and Villa.	1953-54, 58-59
Emmons, Carlos [LB], Arkansas State	1996-99
Engelbreten, Paul [G], Northwestern	1933
Engles, Rick [P], Tulsa	1987
Erenberg, Rich [RB], Colgate	1984-86
Evans, Donald [DE], Kentucky	1990-93
Evans, Jon [E], Oklahoma A & M	1958
Evans, Ray [QB], Kansas	1948
Everett, Thomas [FS], Baylor	1987-91

F

Faneca, Alan [TE], Louisiana State	1998-99
Farquhar, John [TE], Duke	1996
Farrar, Venice [B], N. Carolina State	1938-39
Farrell, Ed [B], Muhlenberg	1938
Farris, Kris [T], UCLA	1999
Farroh, Shipley [GB], Iowa	1938
Faumui, Taase [DL], Hawaii	1994-95
Fehr, Nick [G], Georgia	1955
Feniello, Garry [G], Wake Forest	1947
Ferguson, Bob [B], Ohio State	1962-63
Ferry, Lou [T], Villanova	1952-55
Fiala, John [LB], Washington	1998-99
Fife, Ralph [C], Pitt	1946
Figures, Deon [CB], Colorado	1993-96
Fike, Dan [OL], Florida	1993
Filchock, Frank [QB], Indiana	1938
Finks, Jim [QB], Tulsa	1949-55
Finn, Mike [OT], Ark.-Pine Bluff	1993
Fisher, Doug [LB], San Diego State	1969-70
Fisher, Everett [B], Santa Clara	1940
Fisher, Ray [T], Eastern Illinois	1959
Fiske, Max [B], DePaul	1936-39
Flanagan, Dick [G], Ohio State	1953-55
Flowers, Lee [DB], Georgia Tech	1995-99
Foggie, Fred [CB], Minnesota	1994
Folkins, Lee [E], Washington	1965
Foltz, Vernon [C], St. Vincent	1945
Ford, Darryl [LB], New Mexico State	1992
Ford, Henry [B], Pitt	1956
Ford, Moses [WR], Fayetteville State	1987
Foruria, John [B], Idaho	1967-68
Foster, Barry [RB], Arkansas	1990-94
Fournet, Sid [G], LSU	1957
Francis, Sam [B], Nebraska	1939
Frank, Joe [T], Georgetown	1943*
Freeman, Lorenzo [NT/DT], Pitt	1987-90
French, Ernest [S], Alabama A&M	1972
Frketch, Len [T], Penn State	1945
Fuamatu-Ma'aafa, Chris [RB], Utah	1998-99
Fugler, Dick [T], Tulane	1952
Fuller, Randy [DB], Tennessee State	1995-97
Fullerton, Ed [B], Maryland	1953
Fuqua, John [B], Morgan State	1970-76
Furness, Steve [DT], Rhode Island	1972-80

G

Gage, Bob [B], Clemson	1949-50
------------------------------	---------



STEELERS ALL-TIME ROSTER — 1933-1998

Gagner, Larry [G], Florida	1966-69	Harris, Bill [E], Hardin-Simmons	1937
Gammon, Kendall [OL], Pittsburgh State	1992-95	Harris, Franco [RB], Penn State	1972-83
Gandy, Wayne [T], Auburn	1999	Harris, Lou [B], Kent State	1968
Gaona, Bob [TT], Wake Forest	1953-56	Harris, Tim [RB], Washington St.	1983
Garnaas, Wilford [B], Minnesota	1946-48	Harrison, Nolan [DE], Indiana	1997-99
Garrett, Reggie [WR], Eastern Michigan	1974-75	Harrison Reggie [RB], Cincinnati	1974-77
Garity, Gregg [WR], Penn State	1983	Harrison, Richard [E], Boston College	1964
Gary, Keith [DE], Oklahoma	1983-88	Harrison, Robert [LB], Oklahoma	1964
Gasparella, Joe [QB], Notre Dame	1948, 50-51	Hartley, Howard [B], Duke	1949-52
Gauer, Charles [E], Colgate	1943*	Haselrig, Carlton [G], Pitt-Johnstown	1990-93
Gentry, Byron [G], Southern Cal.	1937-39	Hastings, Andre [WR], Georgia	1993-96
George, Matt [K], Chapman	1998	Hawkins, Courtney [WR], Michigan St.	1997-99
Gerela, Roy [PK], New Mexico State	1971-78	Hawthorne, Greg [RB], Baylor	1979-83
Geri, Joe [B], Georgia	1949-51	Hayduk, Henry [G], Wash. State	1935
Gibson, Oliver [DT], Notre Dame	1995-98	Hayes, Dick [LB], Clemson	1959-60, 62
Gildea, John [QB], St. Bonaventure	1935-37	Hayes, Jonathan [TE], Iowa	1994-96
Gildon, Jason [LB], Oklahoma State	1994-99	Hays, George [E], St. Bonaventure	1950-52
Gillespie, Scoop [RB], William Jewell	1984	Hebert, Ken [E & K], Houston	1968
Gilliam, Joe [QB], Tennessee State	1972-75	Hegarty, Bill [TT], Villanova	1953
Girard, Earl [B], Wisconsin	1957	Held, Paul [QB], San Jose State	1954
Glamp, Joe [B], LSU	1947-49	Heller, Warren [B], Pitt	1934-36
Glass, Glenn [B], Tennessee	1962-63	Henderson, Jon [B], Colorado State	1968-69
Glass, Park [C], Westminster	1947	Hendley, Dick [QB], Clemson	1951
Glatz, Fred [E], Pitt	1956	Henry, Kevin [DE], Mississippi State	1993-99
Glick, Gary [B], Colorado A & M	1956-59	Henry, Mike [LB], Southern Cal.	1959-61
Goff, Clark [T], Florida	1940	Henry, Urban [T], Georgia Tech.	1964
Goldsmith, Bill [C], Emporia Tchrs	1947	Hensley, Dick [E], Kentucky	1952
Gonda, George [B], Duquesne	1942	Henson, Ken [C], TCU	1965
Gonzalez, Pete [QB], Pittsburgh	1998-99	Henton, Anthony [LB], Troy State	1986, 88
Goodman, John [DE/DT], Oklahoma	1981-85	Hewitt, Bill [E], Michigan	1943*
Goodson, John [P], Texas	1982	Hickey, Howard [E], Arkansas	1941
Gorinski, Walt [B], LSU	1946	Hill, Derek [WR], Arizona	1989-90
Gothard, Preston [TE], Alabama	1985-88	Hill, Harlon [E], Florence State	1962
Gowdy, Cornell [CB], Morgan State	1987-88	Hill, Jim [B], Tennessee	1955
Grabowski, Ted [C], Duquesne	1939-40	Hillebrand, Jerry [LB], Colorado	1968-70
Graff, Neil [QB], Wisconsin	1976-77	Hilton, John [E], Richmond	1965-69
Graham, Jeff [WR], Ohio State	1991-93	Hines, Glen Ray [OT], Arkansas	1973
Graham, Ken [DB], Washington State	1970	Hinkle, Bryan [LB], Oregon	1982-93
Gravelle, Gordon [OT], Brigham Young	1972-76	Hinkle, John [B], Syracuse	1943*
Graves, Ray [C], Tennessee	1943*	Hinnant, Mike [TE], Temple	1988-89
Graves, Tom [LB], Michigan State	1979	Hinte, Hale [E], Pitt	1942
Gray, Sam [E], Tulsa	1946-47	Hinton, Chuck [T], N. Car. College	1964-71
Grebinski, Ted [C], Duquesne	1939-40	Hipps, Claude [B], Georgia	1952-53
Green, Bob [K], Florida	1960-61	Hoague, Joe [B], Colgate	1941-42, 46
Green, Eric [TE], Liberty	1990-94	Hoak, Dick [B], Penn State	1961-70
Greene, Joe [DT], N. Texas State	1969-81	Hoel, Bob [G], Minnesota	1935
Greene, Kevin [LB], Auburn	1993-95	Hoffmann, Dave [LB], Washington	1993
Greene, Tracy [TE], Grambling	1995	Hogan, Darrell [G], Trinity-Texas	1949-53
Greeney, Norm [G], Notre Dame	1934-35	Hoge, Merrill [RB], Idaho State	1987-93
Greenwood, L.C. [DE], Ark. AM&N	1969-81	Hohn, Bob [B], Nebraska	1965-69
Griffin, Larry [CB/S], North Carolina	1987-93	Holcomb, Bill [T], Texas Tech	1937
Grigas, John [B], Holy Cross	1944**	Holler, Ed [LB], South Carolina	1964
Gros, Earl [B], LSU	1967-69	Holliday, Corey [WR], North Carolina	1995-97
Grossman, Randy [TE], Temple	1974-81	Hollingsworth, Joe [B], E. Kan. State	1949-51
Gunderman, Bob [B], Virginia	1957	Holm, Bernard [B], Alabama	1933
Gunnels, Riley [T], Georgia	1956-66	Holmer, Walt [B], Northwestern	1933
H		Holmes, Earl [LB], Florida A&M	1996-99
Hackney, Elmer [B], Kansas State	1941	Holmes, Ernie [DT], Texas Southern	1972-77
Haggerty, Mike [G], Miami	1967-70	Holmes, Mel [OT], N. Carolina A & T	1971-73
Haines, Byron [B], Washington	1937	Hood, Frank [B], Pitt	1933
Hairston, Russell [WR], Kentucky	1987	Hornick, Bill [T], Tulane	1947
Haley, Dick [B], Pitt	1961-64	Howe, Garry [NT], Colorado	1992
Hall, Delton [CB], Clemson	1987-91	Howe, Glen [OT], So. Mississippi	1985
Hall, Ron [B], Missouri Valley	1959	Hubbard, Cal [T], Geneva & Centenary	1936
Haller, Alan [CB], Michigan State	1992, 93	Hubka, Gene [B], Bucknell	1947
Ham, Jack [LB], Penn State	1971-82	Huff, Alan [NT], Marshall	1987
Hanlon, Bob [B], Loras	1949	Hughes, David [RB], Boise State	1986
Hanneman, Craig [DE], Oregon State	1972-73	Hughes, Dennis [TE], Georgia	1970-71
Hanratty, Terry [QB], Notre Dame	1969-75	Hughes, Dick [B], Tulsa	1957
Hanson, Tom [B], Temple	1938	Hughes, George [G], Wm. & Mary	1950-54
Harkey, Lem [B], Emporia	1955	Hunter, Art [C], Notre Dame	1965
Harper, Maurice [C], Austin	1941	Huntley, Richard [RB], Winston-Salem State	1998-99



STEELERS ALL-TIME ROSTER — 1933-1998

I

Ilkin, Tunch [OT], Indiana State	1980-92
Itzel, John [B], Pitt	1945
Ivy, Frank [E], Oklahoma	1940
Izo, George [QB], Notre Dame	1966

J

Jackson, Earnest [RB], Texas A&M	1986-88
Jackson, John [OT], Eastern Kentucky	1988-97
James, Dan [T], Ohio State	1960-66
Janecek, Clarence [G], Purdue	1933, 35
Jansante, Val [E], Duquesne	1946-51
Jarvi, Toimi [B], Northern Illinois	1945
Jecha, Ralph [G], Northwestern	1956
Jefferson, Roy [E], Utah	1965-69
Jelley, Tom [E], Miami	1951
Jenkins, A.J. [LB/DE], Cal State-Fullerton	1989-90
Jenkins, John [S], Pittsburgh	1998
Jenkins, Ralph [C], Clemson	1947
Jeter, Tony [E], Nebraska	1966, 68
Johnson, Bill [DE], Michigan State	1995-96
Johnson, Charles [WR], Colorado	1994-98
Johnson, David [CB], Kentucky	1989-93
Johnson, Jason [WR], Illinois State	1979
Johnson, John Henry [B], St. Mary's (Cal.) and Arizona State	1960-65
Johnson, Malcolm [WR], Notre Dame	1999
Johnson, Norm [PK], UCLA	1995-97
Johnson, Ron [CB], Eastern Michigan	1978-84
Johnson, Tim [DE/DT], Penn State	1987-89
Johnson, Troy [WR], Southern	1988
Johnston, Chet [B], Elmhurst & Marquette	1939-40
Johnston, Rex [B], Southern Cal.	1960
Jones, Aaron [DE/LB], E. Kentucky	1988-92
Jones, Art [B], Richmond	1941, 45
Jones, Bruce [SS], Northern Alabama	1987
Jones, Donta [LB], Nebraska	1995-98
Jones, Gary [S], Texas A&M	1990-91, 93-94
Jones, George [RB], San Diego St.	1997
Jones, Victor [FB], Louisiana State	1993-94
Jordan, Darin [LB], Northeastern	1988
Jorden, Tim [TE], Indiana	1992-93

K

Kahler, Royal [T], Nebraska	1941
Kakasic, George [G], Duquesne	1936-39
Kalina, Dave [WR], Miami (Fla.)	1970
Kalis, Todd [G], Arizona State	1994
Kapele, John [T], Brigham Young	1960-62
Kaplan, Phil [G], Miami (Fla.)	1947
Karcis, John [B], Carnegie Tech	1936-38
Karets, Joe	
Karpowich, Ed [T], Catholic U.	1936-39
Karras, Ted [T], Indiana	1958-59
Kase, George [G], Duquesne	1939
Kavel, George [B], Carnegie Tech	1934
Keating, Tom [DT], Michigan	1973
Keith, Craig [TE], Lenoir-Rhyne	1993-94
Kelley, Jim [E], Notre Dame	1964
Kellum, Marv [LB], Wichita State	1974-76
Kelsay, Chad [LB], Nebraska	1999
Kelsch, Mose [B], Christian	1933-34
Kemp, Jack [QB], Occidental	1957
Kemp, Ray [T], Duquesne	1933
Kenerson, John [G], Kentucky State	1962
Kerkorian, Gary [QB], Stanford	1952
Keys, Brady [B], Colorado State	1961-67
Kichefski, Walt [E], Miami	1940-42, 44**
Kielbasa, Max [B], Duquesne	1946
Kiesling, Walt [G], St. Thomas	1937-38
Kieck, George [B], Bucknell	1940, 45
Killorin, Pat [C], Syracuse	1966

Kilroy, Frank [T], Temple	1943*
Kimble, Frank [E], West Virginia	1945
King, Carlos [FB], North Carolina State	1998
King, Phil [B], Vanderbilt	1964
Kirchner, Mark [OT], Baylor	1973
Kirk, Ken [LB], Mississippi	1960
Kirkland, Levon [LB], Clemson	1992-99
Kish, Ben [B], Pitt	1943*
Kissell, Ed [B], Wake Forest	1952-54
Klapstein, Earl [T], Pacific	1946
Klein, Dick [T], Iowa	1961
Klumb, John [E], Washington State	1940
Knox, Darryl [LB], UNLV	1987
Kohrs, Bob [LB], Arizona State	1981-85
Kolb, Jon [OT], Oklahoma State	1969-81
Kolberg, Elmer [E], Oregon State	1941
Kolodziejski, Chris [TE], Wyoming	1984
Kondrila, John [T], St. Vincent	1945
Kortas, Ken [T], Louisville	1965-68
Kosanovich, Bronco [C], Penn State	1947
Koshlap, Jules [B], Georgetown	1945
Kottite, Dick [TE], Wagner	1968
Kottler, Martin [B], Centre	1933
Kresky, Joe [G], Wisconsin	1935
Krisher, Bill [G], Oklahoma	1958
Kruczek, Mike [QB], Boston College	1976-79
Krupa, Joe [OT], Purdue	1956-64
Krutko, Larry [RB], West Virginia	1958-60
Kurrasch, Roy [E], UCLA	1948
Kvaternik, Cvonimir [G], Kansas	1934

L

Lach, Steve [B], Duke	1946-47
LaCrosse, Dave [LB], Wake Forest	1987
Ladygo, Pete [G], Maryland	1952, 54
Lajousky, Bill [G], Catholic U.	1936
Lake, Camell [SS], UCLA	1989-98
Lamas, Joe [G], Mount St. Mary's	1942
Lambert, Frank [K], Mississippi	1965-66
Lambert, Jack [LB], Kent State	1974-84
Lantz, Montgomery [C], Grove City	1933
Lanza, Chuck [C], Notre Dame	1988-89
Larose, Dan [T], Missouri	1964
Lassann, Lou [E], Western Maryland	1938
Lasse, Dick [LB], Syracuse	1958-59
Lattner, John [B], Notre Dame	1954
Laux, Ted [B], St. Joseph of Penna.	1943*
Law, Hubbard [C], Sam Houston	1942, 45
Lawrence, Ben [G], Indiana (Pa.)	1987
Layne, Bobby [QB], Texas	1958-62
Lea, Paul [T], Tulane	1951
Leahy, Bob [QB], Emporia State	1971
Leahy, Gerald [T], Colorado	1957
Lee, Bernard [B], Villanova	1938
Lee, Danzell [TE], Lamar	1987
Lee, Greg [DB], Arkansas State	1988
Lee, Herman [T], Florida A & M	1957
Lee, John [B], Carnegie Tech	1939
Leftridge, Dick [B], West Virginia	1966
Lemek, Ray [G], Notre Dame	1962-65
Lester, Tim [FB], Eastern Kentucky	1995-98
Letsinger, Jim [G], Purdue	1933
Levanti, Lou [G], Illinois	1951-52
Levey, Jim [B]	1934-36
Lewis, Frank [WR], Grambling	1971-77
Lewis, Joe [T], Compton Junior	1958-60
Liddick, Dave [T], George Washington	1957
Lind, Mike [B], Notre Dame	1965-66
Lipps, Louis [WR/KR], So. Mississippi	1984-91
Lipscomb, Gene [T]	1961-62
Little, David [LB], Florida	1981-92
Littlefield, Carl [B], Wash. State	1939
Lloyd, Greg [LB], Fort Valley State	1988-97



STEELERS ALL-TIME ROSTER — 1933-1998

Lockett, Charles [WR], Long Beach St.	1987-88
Logan, Charles [E], Northwestern	1964
Long, Bill [E], Oklahoma A & M	1949-50
Long, Terry [G], East Carolina	1984-91
Longnecker, Ken [T], Lebanon Val.	1960
Looney, Don [E], TCU	1941-42
Lott, John [C/G], North Texas State	1987
Love, Duval [G], UCLA	1992-94
Lowe, Reggie [LB], Troy State	1999
Lowther, Russ [B], Detroit	1945
Lucas, Jeff [OT], West Virginia	1987
Lucente, John [B], W. Virginia	1945
Luna, Bob [B], Alabama	1959
Lusteg, Booth [K], Connecticut	1968
Lyons, Mitch [TE], Michigan State	1997-99

M

Mack, Red [B], Notre Dame	1961-63, 65
Mack, Rico [LB], Appalachian State	1993
Mackrides, Bill [QB], Nevada	1953
Magac, Mike [G], Missouri	1965-66
Magulick, George [B], St. Francis	1944**
Maier, Francis [B], Toledo	1941
Malikovich, Joe [C], Duquesne	1935
Mallick, Francis [T]	1965
Malone, Mark [QB], Arizona State	1980-87
Mandich, Jim [TE], Michigan	1978
Mansfield, Ray [C], Washington	1964-76
Manske, Edgar [E], Northwestern	1938
Manuel, Rod [DE], Oklahoma	1997-98
Maples, Bob [B], Baylor	1971
Maras, Joe [C], Duquesne	1938-40
Marchi, Basilio [C], NYU	1934
Marchibroda, Ted [QB], St. Bon'ture & Detroit	1953, 55-56
Marion, Jerry [B], Wyoming	1967
Marker, Henry [B], W. Virginia	1934
Markland, Jeff [TE], Illinois	1988
Marotti, Lou [G], Toledo	1944**
Marsh, Curtis [WR], Utah	1997
Martha, Paul [B], Pitt	1964-69
Martin, John [B], Oklahoma	1944
Martin, Vernon [B], Texas	1942, 44**
Masters, Bob [B], Baylor	1939, 43*
Masters, Walt [B], Penn	1944**
Mastrangelo, John [G], Notre Dame	1947-48
Matesic, Ed [B], Pitt	1936
Matesic, Joe [T], Arizona State	1954
Mathews, Ray [B], Clemson	1951-59
Mattioli, Fran [G], Pitt	1946
Matuszak, Marv [LB], Tulsa	1953, 55-56
Maxson, Alvin [RB], So. Methodist	1977-78
May, Ray [LB], Southern Cal.	1967-69
Mayhew, Hayden [G], Tex. Mines	1936-38
Mays, Alvoid [CB], West Virginia	1995
Mazzanti, Jerry [E], Arkansas	1967
McAfee, Fred [RB], Mississippi College	1994-98
McCabe, Richie [B], Pitt	1955, 1957-58
McCaffray, Art [T], Pacific	1946
McCall, Don [RB], Southern Cal.	1969
McCarthy, John [B], St. Francis	1944**
McClair, Jack [E], Bethune-Cookman	1955-60
McClung, Willie [T], Flor. A & M	1955-57
McConnell, Dewey [E], Wyoming	1954
McCullough, Hugh [B], Oklahoma	1939, 43*
McDade, Karl [C], Portland	1938
McDonald, Ed [B], Duquesne	1936
McDonough, Coley [QB], Day	1939-41, 44**
McDonough, Paul [E], Utah	1938
McFadden, Marv [G], Mich. St.	1953, 56
McGee, Ben [E], Jackson State	1964-72
McGovern, Rob [LB], Holy Cross	1991
McGriff, Tyrone [G], Florida A & M	1980-82
McKyer, Tim [CB], Texas-Arlington	1994
McMakin, John [TE], Clemson	1972-74

McNally, Johnny "Blood" [B], St. John of Minnesota	1934, 37-39
McNamara, Ed [T], Holy Cross	1945
McPeak, Bill [E], Pitt	1949-57
McWilliams, Tom [B], Miss St.	1950
Meadows, Ed [E], Duke	1955
Meeks, Bryant [C], S. Carolina	1947-48
Mehelich, Chuck [E], Duquesne	1946-51
Meilinger, Steve [E], Kentucky	1961
Merkovsky, Elmer [T], Pitt	1944**, 45-46
Merriweather, Mike [LB], Pacific	1982-87
Messner, Max [LB], Cincinnati	1964-65
Meyer, Dennis [DB], Arkansas State	1973
Meyer, Ron [QB], S. Dakota State	1966
Michael, Bill [G], Ohio State	1957
Michaels, Ed [G], Villanova	1943*
Michaels, Lou [E], Kentucky	1961-63
Michalik, Art [G], St. Ambrose	1955-56
Middleton, Kelvin [SS], Wichita State	1987
Midler, Lou [G], Minnesota	1939
Miles, Eddie [LB], Minnesota	1990
Miller, Jim [QB], Michigan State	1995-96
Miller, Josh [P], Arizona	1996-99
Miller, Tom [E], Hampden Sydney	1943*
Mills, Ernie [WR], Florida	1991-96
Minarik, Henry [E], Michigan State	1951
Miner, Tom [E], Tulsa	1958
Mingo, Gene [K]	1969-70
Minni, Frank [B], San Jose State	1949
Minter, Michael [DT], North Texas St.	1987
Modzelewski, Dick [T], Maryland	1955
Modzelewski, Ed [B], Maryland	1952
Moegle, Dick [B], Rice	1960
Momsen, Tony [C], Michigan	1951
Moore, Bill [B], Loyola of New Orleans	1933
Moore, Red [G], Penn State	1947-49
Morales, Gonzales [B], St. Mary's of California	1947-48
Morgan, Bob [B], New Mexico	1967-68
Moriarty, Tom [S], Bowling Green	1970
Morrall, Earl [QB], Mich. State	1957-58
Morris, Byron "Bam" [RB], Texas Tech	1994-95
Morris, John [B], Oregon	1960
Morse, Steve [RB], Virginia	1975
Moser, Rick [RB], Rhode Island	1978-79, 81-82
Mosher, Clure [C], Louisville	1942
Mosley, Norm [B], Alabama	1948
Moss, Paul [E], Purdue	1933
Motley, Marion [B], Nevada	1955
Mott, Norm [B], Georgia	1934
Mularkey, Mike [TE], Florida	1989-91
Mulleneaux, Lee [C], Northern Arizona	1935-36
Mullins, Gerry [G/OT], Southern Calif.	1971-79
Murley, Dick [T], Purdue	1956
Murray, Earl [G], Purdue	1952
Musulini, George, Pitt	1938
Myslinski, Tom [OL], Tennessee	1996-97

N

Nagler, Gem [E], Santa Clara	1959
Naiota, John [B], St. Francis	1942, 45
Nardi, Dick [B], Ohio State	1939
Nelsen, Bill [QB], Southern Cal.	1963-67
Nelson, Darrell [TE], Memphis State	1984-85
Nelson, Edmund [NT/DE], Auburn	1982-87
Nery, Carl [G], Duquesne	1940-41
Newberry, Tom [G], Wisconsin-La Crosse	1995
Newsome, Harry [P], Wake Forest	1985-89
Nicolai, Armand [T/K], Duquesne	1934-42
Nicholas, Allen [B], Temple	1945
Nicholas, Bob [T], Stanford	1965
Nickel, Elbie [E], Cincinnati	1947-57
Nickerson, Hardy [LB], California	1987-92
Nicksich, George [G], St. Bonaventure	1950



STEELERS ALL-TIME ROSTER — 1933-1998

Nisby, John [G], Pacific	1957-61
Nix, Kent [QB], TCU	1967-69
Nixon, Mike [B], Pitt	1935
Nobile, Leo [G], Penn State	1948-49
Nofsinger, Terry [QB], Utah	1961-64
Noppenberg, John [B], Miami	1940-41
Nosich, John [T], Duquesne	1938
Nutter, "Buzz" [C], VPI	1961-64
Nuzum, Jerry [B], New Mex. A & M	1948-51

O

O'Brien, Fran [T], Mich. State	1966-67
O'Brien, John [E], Florida	1954-56
O'Delli, Mel [B], Duquesne	1944** 45
Odum, Henry [RB], So. Carolina St.	1983
O'Donnell, Neil [QB], Maryland	1990-95
Oehler, John [C], Purdue	1933-34
Oelerich, John [B], St. Ambrose	1938
Oldham, Chris [CB], Oregon	1995-99
Oldham, Ray [DB], Middle Tennessee St.	1978
Olejniczak, Stan [T], Pitt	1935
Oliver, Clarence [DB], San Diego St.	1969-70
Olsvavsky, Jerry [LB], Pittsburgh	1989-97
Oliszewski, Al [E], Penn St. & Pitt	1945
O'Malley, Joe [E], Georgia	1955-56
O'Neil, Bob [G], Notre Dame	1956-57
Oniskey, Dick [G], Chattanooga	1955
Opfar, Dave [DE/NT], Penn State	1987
Orlando, Bo [S], West Virginia	1998
Orr, Jim [E], Georgia	1958-60
Ortmann, Chuck [QB], Michigan	1951
O'Shea, Terry [TE], California (Pa.)	1989-90
Oswald, Paul [C], Kansas	1987
Owens, Darrick [WR], Mississippi	1992

P

Palelei, Si'ulagi [G], Nevada-Las Vegas	1993
Palmer, Tom [T], Wake Forest	1953-54
Papach, George [B], Purdue	1948-49
Parker, Frank [DT], Oklahoma State	1968-69
Parrish, James [OL], Temple	1995
Paschell, Bill [B],	1940
Pascka, Gordon [G], Minnesota	1943
Pastin, Frank [G], Waynesburg	1942
Patrick, John [B], Penn State	1941, 45-46
Patterson, Bill [QB], Baylor	1940
Pavia, Ralph [G], Dayton	1947
Pavkov, Stanko [G], Idaho	1939-40
Peaks, Clarence [B], Mich. State	1964-65
Pearson, Barry [WR], Northwestern	1972-73
Pearson, Preston [B], Illinois	1970-74
Pegram, Eric [RB], North Texas State	1995-96
Pense, Leon [QB], Arkansas	1945
Perko, John [G], Duq.	1937-40, 44** 45-47
Perry, Darren [FS], Penn State	1992-98
Perry, Lowell [B], Michigan	1956
Petchel, John [QB], Duquesne	1945
Petersen, Ted [OT/C], E. Illinois	1977-83, 87
Petrella, John [B], Penn State	1945
Piatukas, George [E], Duquesne	1938-41
Pierre, John [E], Pitt	1945
Pillath, Roger [T], Wisconsin	1966
Pine, Ed [LB], Utah	1965
Pinney, Ray [OT/G/C], Washington	1976-78, 80-82, 85-87
Pirro, Rocco [G], Catholic U.	1940-41
Pittman, Mel [C], Hardin-Simmons	1935
Pokorny, Frank [WR], Youngstown St.	1985
Pollard, Frank [RB], Baylor	1980-88
Popovich, John [B], St. Vincent	1944** 45
Porter, Joey [LB], Colorado State	1999
Postus, Al [B], Villanova	1945
Pottios, Myron [LB], Notre Dame	1961-65
Potts, Bill [B], Villanova	1934
Pough, Ernest [WR], Texas Southern	1976-77

Pourdanesh, Shar [T], Nevada	1999
Powell, Tim [E], Northwestern	1966
Powers, John [E], Notre Dame	1962-66
Priatko, Bill [LB], Pitt	1957
Putzier, Rollin [DT], Oregon	1988

Q

Quatse, Jesse [T], Pitt	1933-34
Quick, Jerry [OT/G], Wichita State	1987
Quinn, Mike [QB], Stephen F. Austin	1997

R

Raborn, Carroll [C], SMU	1936-37
Rado, Alex [B], New River State	1934-35
Rado, George [G], Duquesne	1935-37
Radosevich, George [C], Pitt	1953
Ragunas, Vince [B], VMI	1949
Rajkovich, Pete [B], Detroit	1934
Randour, Hub, Pitt	1935
Rankin, Walt [B], Texas Tech	1944**
Rasby, Walter [TE], Wake Forest	1994
Raskowski, Leo [T], Ohio State	1933
Rasmussen, Randy [C-G], Minnesota	1984-86
Ravotti, Eric [LB], Penn State	1994-96
Raybon, Israel [DE], North Alabama	1996
Reavis, Dave [DT], Arkansas	1974-75
Rechichar, Bert [B], Tennessee	1960
Recutt, Ray [E], VMI	1943*
Reeder, Dan [RB], Delaware	1986, 87
Reese, Jerry [DE], Kentucky	1988
Reger, John [LB], Pitt	1955-63
Renfro, Will [G], Memphis State	1960
Repko, Joe [T], Boston College	1946-47
Reutershan, Randy [DB], Pitt	1978
Reynolds, Billy [B], Pitt	1958
Reynolds, Jim [B], Oklahoma A & M	1946
Rhodes, Don [T], W & J	1933
Ribble, Loran [G], Hardin-Simmons	1934-35
Richards, Perry [E], Detroit	1957
Richardson, Huey [LB/DE], Florida	1991
Richardson, Terry [RB], Syracuse	1996
Richmond, Rock [DB], Oregon	1987
Ricketts, Tom [OT], Pittsburgh	1989-91
Rienstra, John [G], Temple	1986-90
Riffle, Dick [B], Albright	1941-42
Riley, Avon [LB], UCLA	1987
Riley, Cameron [DB], Missouri	1987
Rivera, Gabe [DT], Texas Tech	1983
Rizzo, Tony, Duquesne	1938
Roberts, John [B], Georgia	1934
Robinson, Ed [LB], Florida	1994
Robinson, Gil [E], Catawba	1933
Robinson, Jack [T], N.E. Mo. St.	1938
Robnett, Marshall [C], Texas A & M	1944**
Rodak, Mike [B], Western Reserve	1942
Rodenhauser, Mark [LS/C]	1998
Rodgers, John [TE], La. Tech.	1982-84
Rogel, Fran [B], Penn State	1950-57
Rogers, Cullen [B], Texas A & M	1946
Rorison, Jim [T], Southern Cal.	1938
Rosepink, Marty [G], Pitt	1947
Rostosky, Pete [OT], Connecticut	1984-86
Rowley, Bob [LB], Virginia	1963
Rowser, John [DB], Michigan	1970-73
Royals, Mark [P], Appalachian State	1992-94
Roye, Orpheus [DE], Florida State	1996-99
Rozelle, Aubrey [LB], Delta State	1957
Rucinski, Ed [E], Indiana	1944**
Ruff, Guy [LB], Syracuse	1982
Ruple, Ernie [T], Arkansas	1968-69
Russell, Andy [LB], Missouri	1963, 1966-76
Ryan, Ed [E], St. Mary's (Cal.)	1948



STEELERS ALL-TIME ROSTER — 1933-1998

S

Sader, Steve [B]	1943*	Sites, Vince [E], Pitt	1936-37
Sadowski, Troy [TE], Georgia	1997-98	Skansi, Paul [WR], Washington	1983
Salata, Paul [E], Southern California	1950-51	Skladany, Joe [E], Pitt	1934
Sample, John [B], Maryland St.	1961-62	Skorich, Nick [G], Cincinnati	1946-48
Samuel, Don [B], Oregon State	1949-50	Skoronski, Ed [E], Purdue	1935-36
Samuelson, Carl [T], Nebraska	1948-51	Skulos, Mike [G], W & J	1938
Sanchez, Lupe [CB/KR], UCLA	1986-88	Slater, Walt [B], Tennessee	1947
Sandberg, Sigurd [T], Iowa Wes.	1935-37	Small, Fred [LB], Washington	1985
Sandefur, Wayne [B], Purdue	1936-37	Smith, Aaron [DE], Northern Colorado	1999
Sanders, Chuck [RB], Slippery Rock	1986-87	Smith, Ben [E], Alabama	1934-35
Sanders, John [G], SMU	1940-42	Smith, Billy Ray [T], Arkansas	1958-60
Sandig, Curt [B], St. Mary of Tex.	1942	Smith, Bob [B], N. Texas State	1966
Sandusky, Mike [G], Maryland	1957-65	Smith, Dave [WR], Indiana (Pa.)	1970-72
Sapp, Theron [B], Georgia	1963-65	Smith, Jim [WR], Michigan	1977-82
Saul, Bill [LB], Penn State	1964, 66-68	Smith, Kevin [S], Rhode Island	1991
Saumer, Sylvester [B], St. Olaf	1934	Smith, Laverne [RB], Kansas	1977
Scales, Charles [B], Indiana	1960-61	Smith, Ron [QB], Richmond	1966
Scarbath, Jack [QB], Maryland	1956	Smith, Steve [E], Michigan	1966
Scales, Charles [B], Indiana	1960-61	Smith, Stu [QB], Bucknell	1937-38
Scherer, Bernard [E], Nebraska	1939	Smith, Truett [QB], Wyoming & Mississippi St.	1950-51
Schiechl, John [C], Santa Clara	1941-42	Smith, Warren [T], Kansas Wes.	1948
Schmidt, John [C], Carnegie Tech	1940	Snell, Ray [OT], Wisconsin	1984-85
Schmitz, Bob [LB], Montana St.	1961-66	Snyder, Bill [G], Ohio U.	1934-35
Schneck, Mike [LS], Wisconsin	1999	Sodaski, John [DB], Villanova	1970
Schnelker, Bob [E], Bowling Green	1961	Soleau, Bob [LB], Wm. & Mary	1964
Schuelke, Karl [B], Wisconsin	1939	Solomon, Ariel [G/OT], Colorado	1991-95
Schultz, Eberle [G], Oregon St.	1941-42	Somers, George [T], LaSalle	1941-42
Schwartz, Elmer [B], Wash. St.	1933	Sorce, Ross [T], Georgetown	1945
Schweder, John [G], Penn.	1951-55	Sorter, Wilbur [E], West Virginia	1933-40
Scolnik, Glenn [WR], Indiana	1973	Souchak, Frank [E], Pitt	1939
Scot, Wilbert [LB], Indiana	1961	Spencer, Todd [RB], So. Cal.	1984-85
Scott, Chad [CB], Maryland	1997-99	Spinks, Jack [G], Alcorn A & M	1952
Scudero, Joe [B], San Francisco	1960	Spizak, Charley [QB], Carn. Tech	1938
Seabaugh, Todd [LB], San Diego St.	1984	Staat, Jeremy [DE], Arizona State	1998-99
Seabright, Charles [QB], W. Virginia	1946-50	Staggers, Jon [WR], Missouri	1970-71
Seals, Ray [DE], none	1994-95	Stai, Brenden [G], Nebraska	1995-99
Searcy, Leon [OT], Miami (Fla.)	1992-95	Stallworth, John [WR], Alabama A&M	1974-87
Sears, Vic [T], Oregon State	1943*	Stanton, John [B], N. Car. St.	1961
Sebastian, Mike [B], Pitt	1935	Stark, Rohn [P], Florida State	1995
Seitz, Warren [TE], Missouri	1986	Starret, Ben [B], St. Mary's of Cal.	1941
Semes, Bernard [B], Duquesne	1944**	Station, Larry [LB], Iowa	1986
Seward, Dean [B]		Stautner, Ernie [T], Bost. Col.	1950-63
Sexton, Brent [DB], Elon	1987	Steed, Joel [NT], Colorado	1992-99
Shaffer, George [B], W & J	1933	Steele, Ernie [B], Washington	1943*
Shanklin, Ron [WR], N. Tex. St.	1970-74	Stehouwer, Ron [B], Colorado State	1960-64
Sharp, Rick [T], Washington	1970-71	Stenger, Brian [LB], Notre Dame	1969-72
Shaw, Bobby [WR], California	1998-99	Stenn, Paul [T], Villanova	1947
Sheffield, Chris [CB], Albany State	1986-87	Stephens, Jaimin [OT], North Carolina A&T	1996-98
Shell, Donnie [SS], So. Carolina St.	1974-87	Steward, Denn [B], Ursinus	1943*
Shelton, Richard [CB], Liberty	1990-93	Stewart, Kordell [QB], Colorado	1995-99
Shepard, Charles [B], N. Tex. St.	1956	Stock, John [E], Pitt	1956
Sheriff, Stan [LB], Cal. Polytech	1954	Stock, Mark [WR], Virginia Military	1989
Sherman, Alex [QB], Brooklyn	1943*	Stofko, Ed [B], St. Francis	1945
Sherman, Bob [B], Iowa	1964-65	Stone, Dwight [WR/RB/KR], Middle Tennessee State	1987-94
Shields, Burrell [B], John Carroll	1954	Stoudt, Cliff [QB], Youngstown St.	1977-83
Shields, Scott [S], Weber State	1999	Stough, Glen [T], Duke	1945
Shiner, Dick [QB], Maryland	1968-69	Stowe, Tyrone [LB], Rutgers	1987-90
Shipkey, Jerry [B], UCLA	1948-52	Strand, Eli [G], Iowa State Coll.	1966
Shorter, Jim [B], Detroit	1969	Strom, Rick [QB], Georgia Tech	1989-93
Shugarts, Bret [DE], Indiana (Pa.)	1987	Strugar, George [T], Washington	1962
Shurtz, Hubert [T], LSU	1948	Strutt, Art [B], Duquesne	1935-36
Shy, Don [B], San Diego St.	1967-68	Stryzinski, Dan [P], Indiana	1990-91
Simerson, John [T], Purdue	1958	Strzelczyk, Justin [OT], Maine	1990-99
Simien, Tracy [LB], Texas Christian	1989	Stule, Ernie [B]	
Simington, Milt [B], Arkansas	1942	Suhey, Steve [G], Penn State	1948-49
Simmons, Jason [CB], Arizona State	1998-99	Sulima, George [E], Boston U.	1952-54
Simmons, Jerry [WR], Bethune-Cookman	1965-66	Sullivan, Frank [C], Loyola (New Or.)	1940
Simms, Bob [E], Rutgers	1962	Sullivan, Robert [B], Holy Cross Iowa	1947
Simpson, Jack [B], Florida	1961-62	Sutherland, Don [B], Ohio State	1959-60
Simpson, Tim [G/C], Illinois	1994	Sutton, Ricky [DL], Auburn	1993
Sims, Darryl [DE], Wisconsin	1985-86	Swain, John [CB], Miami (Fla.)	1985-86
Sinkovitz, Frank [C], Duke	1947-52	Swann, Lynn [WR], Southern Cal.	1974-82
Sirochman, George [G], Duquesne	1942	Sweeney, Calvin [WR], Southern Cal.	1980-87
		Sweeney, Jim [C/G], Pittsburgh	1996-99



STEELERS ALL-TIME ROSTER — 1933-1998

Sydnor, Willie [WR/KR], Syracuse 1982
 Szot, Walter [T], Bucknell 1949-50

T

Tanguay, Jim [B], NYU 1933
 Tarasovic, George [E], LSU 1952-53, 56-63
 Tatum, Jesse [E], N. Carolina State 1938
 Taylor, Jim [LB], Baylor 1956
 Taylor, Mike [T], Southern Cal. 1968-69
 Tepe, Lou [C], Duke 1953-55
 Terry, Nat [CB], Florida State 1988
 Tesser, Ray [E], Carnegie Tech 1933-34
 Thelwell, Ryan [WR], Minnesota 1999
 Thigpen, Yancey [WR], Winston-Salem State 1992-97
 Thomas, Ben [DE/DT], Auburn 1988
 Thomas, Clendon [B], Oklahoma 1962-68
 Thomas, J.T. [CB/S], Florida St. 1973-77, 79-81
 Thompson, Clarence [B], Minnesota 1937-38
 Thompson, Leroy [RB], Penn State 1991-93
 Thompson, Tommy [QB], Tulsa 1940
 Thompson, Weegie [WR], Florida St. 1984-89
 Thornton, Sidney [RB], Northwestern La. 1977-82
 Thurbon, Bob [B], Pitt 1943-44**
 Tiller, Morgan [E], Denver 1945
 Tinsley, Sid [B], Clemson 1945
 Titus, George [C], Holy Cross 1946
 Titus, Silas [E], Holy Cross 1945
 Toews, Loren [LB], California 1973-83
 Tomasetti, Lou [B], Bucknell 1939-40
 Tomasic, Andy [B], Temple 1942-46
 Tomczak, Mike [QB], Ohio State 1993-99
 Tomlinson, Dick [G], Kansas 1950-51
 Tommerson, Clarence [B], Wisconsin 1938-39
 Tosi, John [B], Niagara 1939
Townsend, Deshea [CB], Alabama 1998-99
 Tracy, Tom [B], Tennessee 1958-63
 Trout, Dave [PK], Pitt 1981, 87
 Tsoutsouvas, Lou [C], Stanford 1938
 Tuggle, Anthony [CB/S], Nicholls St. 1985, 87
Tuman, Jerome [TE], Michigan 1999
 Turk, Dan [C], Wisconsin 1985-86
 Turley, John [QB], Ohio Wesleyan 1935-36
 Tyrrell, Tim [RB], Northern Illinois 1989

V

Valentine, Zack [LB], East Carolina 1979-81
 Van Dyke, Bruce [G], Missouri 1967-73
 Varrichione, Frank [T], Notre Dame 1955-60
 Vaughan, John [QB], Ind. St. (Pa.) 1933-34
 Veals, Elton [RB], Tulane 1984
 Veasey, Craig [DL], Houston 1990-91
 Vidoni, Vic [E], Duquesne 1935-36
 Vincent, Shawn [CB], Akron 1991
 Voss, Lloyd [T], Nebraska 1966-71
Vrabel, Mike [LB], Ohio St. 1997-99

W

Wade, Bob [DB], Morgan State 1968
 Wade, Tom [QB], Texas 1964-65
 Wager, Clint [E], St. Mary's Minn. 1944**
 Wagner, Mike [S], Western Illinois 1971-80
 Walden, Bob [P], Georgia 1968-77
 Walker, Sammy [CB], Texas Tech 1991-92
 Wallace, Ray [RB], Purdue 1989
 Walsh, Bill [C], Notre Dame 1949-55
Ward, Hines [WR], Georgia 1998-99
 Warren, Buist [B], Tennessee 1945
 Warren, Xavier [DE/DT], Tulsa 1987
 Washington, Anthony [CB], Fresno State 1981-82
 Washington, Clarence [DT], Arkansas AM & N 1969-70
Washington, Dewayne [CB], N. Carolina State 1998-99
 Washington, Robert [OT], Alcorn State 1987
 Washington, Sam [CB], Miss. Val. St. 1982-85
 Watkins, Tom [B], Iowa State 1968

Watson, Allen [K], Newport (Wales) 1970
 Watson, Sid [B], Northeastern 1955-57
 Webster, Elardo [LB], Rutgers 1992
 Webster, George [LB], Michigan State 1972-73
 Webster, Mike [C], Wisconsin 1974-88
 Weed, Thurlow [K], Ohio State 1955
 Weinberg, Henry [G], Duquesne 1934
 Weinstock, Izzy [B], Pitt 1937-38
 Weisenbaugh, Henry [B], Pitt 1935
 Wells, Billy [B], Mich. State 1957
 Wendick, Joe [E], Oregon State 1941
 Wenzel, Ralph [E], Tulane 1942
 Wenzel, Ralph [G], San Diego St. 1966-70
 Westfall, Ed [B], Ohio Wesleyan 1933
 Wetzel, Damon [B], Ohio State 1935
 Wheeler, Ernie [B], N. Dakota State 1939
 Whelan, Tom [B], Catholic U. 1933
 White, Byron [B], Colorado 1938
 White, Dwight [DE], East Texas State 1971-80
 White, Paul [B], Michigan 1947
 Wiehl, Joe [T], Duquesne 1935
 Wiggins, Paul [OT], Oregon 1997
 Wilburn, J. R. [WR], S. Carolina 1966-70
 Wilcots, Solomon [S], Colorado 1992
 Wiley, Jack [T], Waynesburg 1946-50
 Wilkerson, Eric [RB/WR], Kent State 1989
 Williams, Albert [LB], UTEP 1987
 Williams, Dave [WR], Washington 1973
 Williams, Don [G], Texas 1941
 Williams, Eric [S], N.C. State 1983-86
 Williams, Erwin [WR], Maryland St. 1969
 Williams, Gerald [NT/DE], Auburn 1986-94
 Williams, Jerrol [LB], Purdue 1989-92
 Williams, Joe [LB], Grambling 1987
 Williams, Joe [B], Ohio State 1939
 Williams, John L. [FB], Florida 1994-95
 Williams, Ray [CB], Rhode Island 1987
 Williams, Robert [S], Eastern Illinois 1974
 Williams, Sidney [LB], Southern 1969
 Williams, Warren [RB], Miami (Fla.) 1988-92
 Williams, Willie [CB], Western Carolina 1993-96
 Williamson, Fred [B], Northwestern 1960
 Willis, Keith [DE], Northeastern 1982-87, 89-91
 Wilson, Bill [E], Gonzaga 1938
 Wilson, Frank [TE], Rice 1982
 Winfrey, Carl [LB], Wisconsin 1972
 Wingle, Blake [G], UCLA 1983-85
 Winston, Dennis [LB], Arkansas 1977-81, 85-86
 Withycombe, Mike [C], Fresno State 1991
Witman, Jon [FB], Penn State 1996-99
 Wolf, Jim [DE], Prairie View 1974
 Wolfley, Craig [G/OT], Syracuse 1980-89
 Wolford, Will [G/T], Vanderbilt 1996-98
 Womack, Joe [B], Los Angeles St. 1962
 Woodard, Ken [LB], Tuskegee Institute 1987
 Woodley, David [QB], Louisiana St. 1984-85
 Woodruff, Dwayne [CB], Louisville 1979-85, 87-90
 Woods, Rick [S/CB], Boise State 1982-86
 Woodson, Marv [B], Indiana 1964-69
 Woodson, Rod [DB/KR], Purdue 1987-96
 Woolford, Donnell [CB], Clemson 1997
 Worley, Tim [RB], Georgia 1989-91, 93
 Woudenbeg, John [T], Denver 1940-42
 Wren, Lowe [B], Missouri 1960
Wright, Anthony [QB], South Carolina 1999
 Wukits, Al [C], Duquesne 1943-44*45
 Wydo, Frank [T], Cornell 1947-51

Y

Young, Al [WR], South Carolina St. 1971-72
 Young, Dick [B], Chattanooga 1957
 Young, Theo [TE], Arkansas 1987
 Younger, Paul [B], Grambling 1958
 Yurchey, John [B], Duquesne 1940



STEELERS ALL-TIME ROSTER — 1933-1998

Z

Zaninelli, Silvio [B], Duquesne	1934-37
Zereoue, Amos [RB], West Virginia	1999
Zgonina, Jeff [DL], Purdue	1993-94
Zimmerman, Leroy [QB], San Jose St.	1943*

Zombek, Joe [E], Pitt	1954
Zopetti, Frank [B], Duquesne	1941

*Steelers combined with Philadelphia Eagles

**Steelers combined with Chicago Cardinals.

Current players in bold

STEELERS ALL-TIME ASSISTANT COACHES

April, Bobby	1994-95
Archer, Mike	1996-99
Bach, Joe	1935-36
Ball, Herman	1955
Blackledge, Ron	1982-91
Bratkowski, Bob	1999
Brazil, Dave	1989-91
Bridgers, John	1969
Butler, Jack	1961-63
Capers, Dom	1992-94
Carson, Bud	1972-77
Cherundolo, Charles	1948-57, 61
Coley, Max	1969-71
Craft, Russ	1956
Culley, David	1996-98
Davis, Robert	1951
DePasqua, Carl	1968
DiMancheff, Boris	1958-59
Dorais, Gus	1952
Doran, Jim	1964-65
Dotsch, Rollie	1978-81
Dudley, Bill	1956
Dungy, Tony	1981-88
Eatman, Irv	First Year
Erhardt, Ron	1992-95
Evans, Walt	1982-88
Fletcher, Tom	1966-68
Fitzgerald, Dennis	1982-88
Fox, John	1989-91
Fry, Bob	1969-73
Furness, Steve	1992-93
Gailey, Chan	1994-97
Gilbride, Kevin	1999
Gilmer, Harry	1957-60
Greene, Joe	1987-91
Guy, John	1992-93
Hackett, Walter	1969-70
Handler, Phil	*1944
Harrison, Bob	1992-93
Haslett, Jim	1997-99
Hayes, Jay	1999
Hefferle, Ernie	1965
Heinrich, Don	1966-68
Henry, Jack	1990-91
Hoak, Dick	1972-99
Hodgson, Pat	1992-95
Hughes, Jed	1984-88
Hunter, Hal	1985-88
Jones, Edgar	1953
Keane, Tom	1965
Kiesling, Walt	*1938-39, 41, 49-54, 57-61
Kolb, Jon	1982-91
Kuharich, Joe	1946
Layne, Bobby	1964-65
LeBeau, Dick	1992-96
Leonard, Jim	1942
Lewis, Art	1960-61
Lewis, Marvin	1992-95

Lewis, Tim	1995-99
McGraw, Thurman	1958-61
McLaughlin, Leon	1966-68
McPeak, Bill	1956-58
Meyers, Bill	1984
Michelosen, John	1946-47
Mitchell, John	1995-99
Moore, Tom	1977-89
McNally, Johnny "Blood"	1936
Mularkey, Mike	1996-99
Neale, Greasy	*1943
Nixon, Mike	1961-65
Ormiston, Ken	1948-50
Painter, Dwain	1988-91
Parilli, Babe	1971-73
Patrick, Frank	1948
Perles, George	1972-81
Perry, Lowell	1957
Plasman, Dick	1958-61
Radakovich, Dan	1971, 74-77
Ramsey, Buster	1962-64
Reese, Cad	1934-36
Riecke, Lou	1970-79
Ronzani, Gene	1954
Robinson, Willy	First Year
Rooker, Harvey	1948
Rooney, JP	1934-35
Rust, Rod	1989
Sherman, Ray	1998
Skladany, Joseph	1947
Skorich, Nick	1955-57
Snyder, Bob	1955
Sortet, Wilbur	1940
Souchak, Frank	1946
Spezzaferro, John	1976
Stautner, Ernie	1963-64
Stephenson, Kent	1992-99
Stewart, George	1989-91
Stillel, Ken	1959-63
Sumner, Charley	1969-72
Taylor, Hugh	1966-68
Taylor, Lionel	1970-76
Torgeson, LaVerne	1962-68
Uram, Paul	1972-81
Valesente, Bob	1990-91
Walls, Will	1962-63
Walker, Dick	1978-81
Walton, Frank	1947
Walton, Joe	1990-91
Widenhofer, Woody	1973-83
Wray, Lud	1945
Zook, Ron	1996-1998

*Kiesling and Neale were co-head coaches of Phil-Pitt in 1943

Kiesling and Handler were co-head coaches of Card-Pitt in 1944

Current coaches in bold



STEELERS RECORDS

PITTSBURGH
2000
Steelers



STEELERS INDIVIDUAL LEADERS

PASSING

Player	Years	Att.	Comp.	Yards	Pct.	TD	INT	Rating
1. Terry Bradshaw	1970-83	3,901	2,025	27,989	51.9	212	210	71.1
2. Neil O'Donnell	1990-95	1,871	1,069	12,867	57.1	68	39	81.6
3. Bobby Brister	1986-92	1,477	776	10,104	52.5	51	57	69.8
4. Bobby Layne	1958-62	1,156	569	8,983	49.2	67	81	70.7
5. Jim Finks	1949-55	1,382	661	8,854	47.8	55	88	48.5
6. Mark Malone	1980-87	1,374	690	8,582	50.2	54	68	62.1
7. Kordell Stewart	1995-99	1,210	664	7,204	54.9	39	45	67.7
8. Mike Tomczak	1993-99	973	546	6,649	56.1	37	42	72.0
9. Ed Brown	1962-65	736	339	5,821	44.7	30	50	57.7
10. Bill Nelsen	1963-67	589	274	4,440	46.5	28	30	67.0
11. Dick Shiner	1968-69	513	245	3,278	47.8	25	27	54.7
12. Cliff Stoudt	1977-83	479	244	3,217	50.9	14	28	57.9
13. David Woodley	1984-85	339	179	2,630	52.8	14	21	66.2
14. Kent Nix	1967-69	451	217	2,597	48.1	14	33	46.1
15. Terry Hanratty	1969-75	417	159	2,428	38.1	24	34	42.6
16. Earl Morrall	1957-58	335	145	2,175	43.3	12	19	53.9
17. Joe Gilliam	1972-75	331	147	2,103	44.4	9	17	53.3
18. Ted Marchibroda	1953, 55-56	340	157	1,931	46.2	15	24	49.3

RUSHING

Player	Years	Att.	Yards	Avg.	LG	TD
1. Franco Harris	1972-83	2,881	11,950	4.1	75t	91
2. Jerome Bettis	1996-99	1,310	5,372	4.1	50t	31
3. John Henry Johnson	1960-65	1,025	4,383	4.3	87	26
4. Frank Pollard	1980-88	953	3,989	4.2	52	20
5. Dick Hoak	1961-70	1,132	3,965	3.5	77	25
6. Barry Foster	1990-94	915	3,943	4.3	69	26
7. Rocky Bleier	1968, 1970-80	928	3,865	4.2	70t	23
8. Walter Abercrombie	1982-87	842	3,343	4.0	50t	22
9. Fran Rogel	1950-57	900	3,271	3.6	51	17
10. Merrill Hoge	1987-93	819	3,115	3.8	41t	21
11. John "Frenchy" Fuqua	1970-76	699	2,942	4.2	85	21
12. Tom Tracy	1958-63	727	2,712	3.7	64	15
13. Terry Bradshaw	1970-83	444	2,255	5.1	39	32
14. Preston Pearson	1970-74	573	2,243	3.9	47	8
15. Lynn Chandnois	1950-56	593	1,934	3.2	38	12
16. Earnest Jackson	1986-88	470	1,921	4.1	39	9
17. Sidney Thornton	1977-82	356	1,512	4.2	75	18
18. Bill Dudley	1942, 1945-46	343	1,505	4.4	42	14
19. Joe Geri	1949-51	411	1,500	3.6	45	10
20. Kordell Stewart	1995-99	279	1,397	4.9	30t	23

RECEIVING

Player	Years	Rec.	Yards	Avg.	LG	TD
1. John Stallworth	1974-87	537	8,723	16.2	74t	63
2. Louis Lipps	1984-91	358	6,018	16.8	89t	39
3. Lynn Swann	1974-82	336	5,462	16.3	68t	51
4. Elbie Nickel	1947-57	329	5,133	15.6	77t	37
5. Franco Harris	1972-83	306	2,284	7.5	44t	9
6. Charles Johnson	1994-98	250	3,400	13.6	84t	15
7. Merrill Hoge	1987-93	241	2,054	8.5	40	13
8. Ray Mathews	1951-59	230	3,919	16.1	78t	34
9. Buddy Dial	1959-63	229	4,723	20.6	88t	42
10. Yancey Thigpen	1992-97	222	3,651	16.4	69t	21
11. Bennie Cunningham	1976-85	202	2,879	14.3	48	20
12. Roy Jefferson	1965-69	199	3,671	18.4	84t	29
13. Eric Green	1990-94	198	2,681	13.5	71t	24
14. Ron Shanklin	1970-74	166	3,047	18.4	81t	24
15. Lynn Chandnois	1950-56	163	2,062	12.6	55	8
16. Gary Ballman	1962-66	154	2,949	19.2	87t	22
17. Dwight Stone	1987-94	152	2,460	16.2	90	12
18. Fran Rogel	1950-57	150	1,087	7.2	64	2
19. Dick Hoak	1961-70	146	1,452	9.9	48	8
20. Val Jansante	1946-51	144	2,214	15.4	66	13
21. Andre Hastings	1993-96	143	1,566	10.9	60t	9
22. Courtney Hawkins	1997-99	141	1,591	11.3	44t	4
23. Walter Abercrombie	1982-87	138	1,353	9.8	59	7



STEELERS INDIVIDUAL LEADERS

SCORING

Player	Years	Tot. TD	TDR	TDP	PAT	FG	Points
1. Gary Anderson	1982-94	0	0	0	416	309	1,343
2. Roy Gerela	1971-78	0	0	0	293	146	731
3. Franco Harris	1972-83	100	91	9	0	0	600
4. Norm Johnson	1995-98	0	0	0	137	105	452
5. John Stallworth	1974-87	64	1	63	0	0	384
6. Lynn Swann	1974-82	53	1	51	0	0	318
7. Mike Clark	1964-67	0	0	0	116	57	287
8. Lou Michaels	1961-63	0	0	0	91	62	277
9. Louis Lipps	1984-91	46	4	39	0	0	276
10. Ray Mathews	1951-59	43	13	30	1	0	261
11. Buddy Dial	1959-63	42	0	42	0	0	252
12. Elbie Nickel	1947-57	37	0	37	0	0	222
13. Merrill Hoge	1987-93	34	21	13	0	0	204
14. Matt Bahr	1979-80	0	0	0	89	37	200
15. Dick Hoak	1961-70	33	25	8	0	0	198

INTERCEPTIONS

Player	Years	No.	Yds.	Avg.	LG	TDs
1. Mel Blount	1970-83	57	736	12.9	52 t	2
2. Jack Butler	1951-59	52	827	15.9	52	4
3. Donnie Shell	1974-87	51	450	8.8	67	2
4. Rod Woodson	1990-96	38	779	20.5	63 t	5
5. Dwayne Woodruff	1979-85, 87-90	37	689	18.6	78 t	3
6. Mike Wagner	1971-80	36	491	13.6	65	0
7. Darren Perry	1992-98	32	505	16.8	42	1
Jack Ham	1971-82	32	218	6.8	32 t	1
9. Jack Lambert	1974-84	28	243	8.7	31	0
10. Glen Edwards	1971-77	25	652	26.1	86 t	1
Howard Hartley	1949-52	25	267	10.7	38	0
12. Clendon Thomas	1962-68	23	233	10.1	33	0

QUARTERBACK SACKS

Player	Years	Sacks
1. L.C. Greenwood	1969-81	73.5
2. Joe Greene	1969-81	66.0
3. Keith Willis	1982-87, 89-91	59.0
4. Greg Lloyd	1988-97	53.5
5. Dwight White	1971-80	46.0
6. Ernie Holmes	1972-77	40.0
7. Jason Gildon	1994-99	36.5
8. Kevin Greene	1993-95	35.5
9. Gary Dunn	1977-87	35.0
10. Steve Furness	1972-80	32.0
11. Mike Merriweather	1982-87	31.0
12. Chad Brown	1993-96	30.0
13. Jack Ham	1971-82	25.5
14. Keith Gary	1983-88	25.0
15. Gerald Williams	1986-94	24.5

OPPONENT FUMBLE RECOVERIES

Player	Years	No.
1. Jack Ham	1971-82	21
2. Donnie Shell	1974-87	19
3. Carnell Lake	1989-98	16
4. Joe Greene	1969-81	16
5. Jack Lambert	1974-84	15
6. Robin Cole	1977-87	14
L.C. Greenwood	1969-81	14
Greg Lloyd	1988-97	14
9. Mel Blount	1970-83	11
Mike Wagner	1971-80	11
11. Bryan Hinkle	1982-93	10



STEELERS INDIVIDUAL LEADERS

SERVICE

Most Seasons

- 15 Mike Webster (1974-88)
- 14 Donnie Shell (1974-87)
- 14 John Stallworth (1974-87)
- 14 Larry Brown (1971-84)
- 14 Mel Blount (1970-83)
- 14 Terry Bradshaw (1970-83)
- 14 Ernie Stautner (1950-63)
- 13 Tunch Ilkin (1980-92)
- 13 Joe Greene (1969-81)
- 13 L.C. Greenwood (1969-81)
- 13 Jon Kolb (1969-81)
- 13 Sam Davis (1967-79)
- 13 Ray Mansfield (1964-76)
- 13 Gary Anderson (1982-94)

Most Games

- 220 Mike Webster (1974-88)
- 201 Donnie Shell (1974-87)
- 200 Mel Blount (1970-83)
- 197 Gary Anderson (1982-94)
- 182 Ray Mansfield (1964-76)
- 181 Joe Greene (1969-81)
- 179 David Little (1981-92)
- 177 Jon Kolb (1969-81)
- 176 Tunch Ilkin (1980-92)
- 175 **Dermontti Dawson (1988-99)**
- 174 L.C. Greenwood (1969-81)
- 173 Ernie Stautner (1950-63)

Most Consecutive Games Played

- 177 Mike Webster (1974-85)
- 170 **Dermontti Dawson (1988-1999)**
- 168 Ray Mansfield (1964-76)

SCORING

Most Total Points

Career:

- 1,343 Gary Anderson (1982-94), 416 PATs, 309 FGs.
- 737 Roy Gerela (1971-78), 293 PATs, 146 FGs.
- 600 Franco Harris (1972-83), 100 TDs.
- 452 Norm Johnson (1995-97), 116 PATs, 79 FGs
- 384 John Stallworth (1974-87), 64 TDs.
- 318 Lynn Swann (1974-82), 53 TDs.

Season:

- 141 Norm Johnson (1995), 39 PATs, 34 FGs.
- 139 Gary Anderson (1985), 40 PATs, 33 FGs.
- 123 Roy Gerela (1973), 36 PATs, 29 FGs.
- 119 Gary Anderson (1983), 38 PATs, 27 FGs.
- 119 Roy Gerela (1972), 35 PATs, 28 FGs.
- 118 Gary Anderson (1988), 34 PATs, 28 FGs.
- 117 Gary Anderson (1984), 45 PATs, 24 FGs.

Most Total Points (cont.)

- 116 Gary Anderson (1993), 32 PATs, 28 FGs.
- 113 Gary Anderson (1992), 29 PATs, 28 FGs.
- 110 Lou Michaels (1962), 32 PATs, 28 FGs.
- 106 Norm Johnson (1997), 40 PATs, 22 FGs.
- 106 Norm Johnson (1996), 37 PATs, 23 FGs.
- 105 **Kris Brown (1999), 30 PATs, 25 FGs.**
- 104 Matt Bahr (1979), 50 PATs, 18 FGs.
- 104 Gary Anderson (1994), 32 PATs, 24 FGs.
- 100 Gary Anderson (1991), 31 PATs, 23 FGs.

Game:

- 24 Roy Jefferson (11/3/68 at Atlanta), 4 TDs.
- 24 Ray Mathews (10/17/54 vs. Cleveland), 4 TDs.

Most Touchdowns

Career:

- 100 Franco Harris (1972-83)
- 64 John Stallworth (1974-87)
- 53 Lynn Swann (1974-82)
- 46 Louis Lipps (1984-91)
- 43 Ray Mathews (1951-59)
- 42 Buddy Dial (1959-63)
- 37 Elbie Nickel (1947-57)
- 34 Merrill Hoge (1987-93)
- 33 Dick Hoak (1961-70)
- 32 Terry Bradshaw (1970-83)
- 32 John Henry Johnson (1960-65)

Season:

- 15 Louis Lipps (1985)
- 14 Franco Harris (1976)
- 12 Franco Harris (1979)
- 12 Roy Jefferson (1968)
- 12 Buddy Dial (1961)

Game:

- 4 Roy Jefferson (11/3/68 at Atlanta)
- 4 Ray Mathews (10/17/54 vs. Cleveland)
- 3 **Richard Huntley (9/12/99 at Cleveland)**
- 3 Charles Johnson (11/1/98 vs. Tennessee)
- 3 Yancey Thigpen (12/7/97 vs. Denver)
- 3 **Jerome Bettis (11-30-97 at Arizona) (OT)**
- 3 Bam Morris (11/19/95 at Cincinnati)
- 3 Eric Pegram (11/5/95 at Chicago)
- 3 Barry Foster (9/27/93 at Atlanta)
- 3 Merrill Hoge (10/29/90 vs. L.A. Rams)
- 3 Eric Green (10/14/90 at Denver)
- 3 Merrill Hoge (11/26/89 at Miami)
- 3 Walter Abercrombie (12/13/86 at N.Y. Jets)
- 3 Weegie Thompson (11/2/86 vs. Green Bay)
- 3 Louis Lipps (9/8/85 vs. Indianapolis)
- 3 John Stallworth (11/25/84 vs. San Diego)
- 3 John Stallworth (11/4/84 vs. Houston)
- 3 Jim Smith (9/28/80 vs. Chicago)
- 3 Rocky Bleier (12/5/76 vs. Tampa Bay)
- 3 Steve Davis (9/22/74 at Denver)
- 3 Franco Harris (10/29/72 at Buffalo)
- 3 Earl Gros (12/21/69 vs. New Orleans)
- 3 John Henry Johnson (10/10/64 at Cleveland)



STEELERS INDIVIDUAL LEADERS

Most Field Goals

Career:

309	Gary Anderson (1982-94)
146	Roy Gerela (1971-78)
83	Norm Johnson (1995-98)
62	Lou Michaels (1961-63)
57	Mike Clark (1964-67)

Season:

34	Norm Johnson (1995)
33	Gary Anderson (1985)
29	Roy Gerela (1973)
28	Gary Anderson (1993)
28	Gary Anderson (1992)
28	Gary Anderson (1988)
28	Roy Gerela (1972)
27	Gary Anderson (1983)
26	Norm Johnson (1998)
26	Lou Michaels (1961)

LONGEST FIELD GOALS

55	Gary Anderson (11/25/84 vs. San Diego)
54	Gary Anderson (12/8/91 at Houston)
53	Gary Anderson (10/21/84 at Indianapolis)
52	Norm Johnson (11/9/97 at Baltimore)
52	Gary Anderson (11/13/88 vs. Philadelphia)
52	Gary Anderson (11/22/87 at Cincinnati)
52	Gary Anderson (11/17/85 at Houston)
51	Kris Brown (10/25/99 vs. Atlanta)
50	Norm Johnson (11/19/95 at Cincinnati)
50	Gary Anderson (9/13/87 vs. San Francisco)
50	Gary Anderson (11/6/94 at Houston)
50	Lou Michaels (9/15/63 at Philadelphia)

Most Field Goal Attempts

Career:

395	Gary Anderson (1982-94)
227	Roy Gerela (1971-78)
127	Norm Johnson (1995-98)
109	Lou Michaels (1961-63)

Season:

43	Roy Gerela (1973)
42	Gary Anderson (1985)
41	Norm Johnson (1995)
41	Roy Gerela (1972)
41	Lou Michaels (1963)

Game:

8	Lou Michaels (12/2/62 at St. Louis)
---	-------	-------------------------------------

Highest Field Goal Percentage

Career:

86.2	Kris Brown (1999) (25-29)
82.7	Norm Johnson (1995-98) (105-127)
78.2	Gary Anderson (1982-94) (395-509)
64.3	Roy Gerela (1971-78) (227-146)
56.9	Lou Michaels (1961-63) (109-62)

Highest Field Goal Percentage (cont.)

Season:

93.3	Gary Anderson (1993) (30-28)
88.0	Norm Johnson (1997) (22-25)
86.2	Kris Brown (1999) (25-29)
87.0	Gary Anderson (1983) (31-27)
83.3	Gary Anderson (1982) (12-10)
82.9	Norm Johnson (1995) (41-34)
82.8	Gary Anderson (1994) (29-24)
81.5	Gary Anderson (1987) (27-22)
81.0	Roy Gerela (1975) (21-17)
80.0	Gary Anderson (1990) (25-20)
78.6	Gary Anderson (1985) (42-33)
77.8	Gary Anderson (1992) (36-28)
77.8	Gary Anderson (1988) (36-28)
76.7	Norm Johnson (1996) (30-23)
75.0	Gary Anderson (1984) (32-24)

Most Consecutive Field Goals Made

19	Gary Anderson (1994)
----	-------	----------------------

Most Extra Points

Career:

416	Gary Anderson (1982-94)
293	Roy Gerela (1971-78)
116	Mike Clark (1964-67)

Season:

50	Matt Bahr (1979)
45	Gary Anderson (1984)
44	Roy Gerela (1975 & 1978)
40	Norm Johnson (1997)
40	Gary Anderson (1985)
40	Roy Gerela (1976)

Game:

8	Gary Kerkorian (11/30/52 vs. N.Y. Giants)
---	-------	---

Most Extra Point Attempts

Career:

420	Gary Anderson (1982-94)
306	Roy Gerela (1971-78)

Season:

52	Matt Bahr (1979)
----	-------	------------------

Game:

8	Gary Kerkorian (11/30/52 vs. N.Y. Giants)
---	-------	---

Most Consecutive Extra Points Made

Career:

202	Gary Anderson (began 9/11/83 at Green Bay and ended 12/4/88 at Houston)
137	Norm Johnson (began 9/3/95 vs. Detroit to 12/20/98 vs. Cincinnati)



STEELERS INDIVIDUAL LEADERS

RUSHING

Most Yards Rushing

Career:

1. Franco Harris (1972-83)	11,950
2. Jerome Bettis (1996-99)	5,372
3. John Henry Johnson (1960-65)	4,383
4. Frank Pollard (1980-88)	3,989
5. Dick Hoak (1961-70)	3,965
6. Barry Foster (1990-94)	3,943
7. Rocky Bleier (1968, 1970-80)	3,271
8. Walter Abercrombie (1982-87)	3,343
9. Fran Rogel (1950-57)	3,271
10. Merril Hoge (1987-93)	3,115
11. John "Frenchy" Fuqua (1970-76)	2,942
12. Tom Tracy (1958-63)	2,712
13. Terry Bradshaw (1970-83)	2,255
14. Preston Pearson (1970-74)	2,243
15. Lynn Chandnois (1950-56)	1,934
16. Earnest Jackson (1986-88)	1,921
17. Sidney Thornton (1977-82)	1,512
18. Bill Dudley (1942, 1945-46)	1,505
19. Joe Geri (1949-51)	1,500
20. Kordell Stewart (1995-99)	1,397

Season:

1. Barry Foster (1992)	1,690
2. Jerome Bettis (1997)	1,665
3. Jerome Bettis (1996)	1,431
4. Franco Harris (1975)	1,246
5. Franco Harris (1979)	1,186
6. Jerome Bettis (1998)	1,185
7. Franco Harris (1977)	1,162
8. John Henry Johnson (1962)	1,141
9. Franco Harris (1976)	1,128
10. Jerome Bettis (1999)	1,091

Game:

1. John Fuqua (12/20/70 at Philadelphia)	218
2. John Henry Johnson (10/10/64 at Cleveland)	200
3. Barry Foster (9/13/92 vs. New York Jets)	190
4. John Henry Johnson (12/11/60 vs. Philadelphia)	182
5. Franco Harris (11/20/77 vs. Dallas)	179
6. Barry Foster (9/18/94 vs. Indianapolis)	179
7. Barry Foster (11/22/92 vs. Indianapolis)	168
8. Jerome Bettis (10/12/97 vs. Indianapolis)	164

Most 100-Yard Rushing Games

Career:

1. Franco Harris (1972-83)	47
2. Jerome Bettis (1996-99)	28
3. Barry Foster (1990-94)	20
4. Earnest Jackson (1986-88)	7
John Fuqua (1970-76)	7
6. Rocky Bleier (1968, 1970-80)	5

Most 100-Yard Rushing Games (cont.)

Season:

1. Barry Foster (1992)	12
2. Jerome Bettis (1997)	10
Jerome Bettis (1996)	10
4. Franco Harris (1972)	7
5. Jerome Bettis (1998)	6
6. Franco Harris (1976)	6
Franco Harris (1975)	6
Franco Harris (1974)	6
9. Franco Harris (1983)	5
Franco Harris (1979)	5

Most Rushing Attempts

Career:

1. Franco Harris (1972-83)	2,881
2. Dick Hoak (1961-70)	1,132
3. John Henry Johnson (1960-65)	1,025
4. Jerome Bettis (1996-99)	1,310
5. Frank Pollard (1980-88)	953
6. Rocky Bleier (1968, 1970-80)	928
7. Barry Foster (1990-94)	915
8. Fran Rogel (1950-57)	900
9. Walter Abercrombie (1982-87)	842
10. Merril Hoge (1987-93)	819

Season:

1. Barry Foster (1992)	390
2. Jerome Bettis (1997)	375
3. Jerome Bettis (1996)	320
4. Jerome Bettis (1998)	316
5. Franco Harris (1978)	310
6. Franco Harris (1977)	300
7. Jerome Bettis (1999)	299
8. Franco Harris (1976)	289
9. John Henry Johnson (1962)	251
10. John Henry Johnson (1964)	235

Game:

1. Franco Harris (10/17/76 vs. Cincinnati)	41
2. Jerome Bettis (11/30/97 at Arizona)	36
3. Rocky Bleier (10/26/75 at Green Bay)	35
4. Jerome Bettis (11/9/98 vs. Green Bay)	34
Jerome Bettis (10/19/97 at Cincinnati)	34
6. Jerome Bettis (12/26/99 vs. Carolina)	33
Jerome Bettis (10/26/98 at Kansas City)	33
Barry Foster (12/6/92 vs. Seattle)	33
Barry Foster (9/13/92 vs. New York Jets)	33
10. Franco Harris (12/2/79 vs. Cincinnati)	32
Barry Foster (12/18/94 vs. Cleveland)	32

Steelers™



STEELERS INDIVIDUAL LEADERS

Most Rushing Touchdowns

Career:

1. Franco Harris (1972-83)	91
2. Terry Bradshaw (1970-83)	32
3. Jerome Bettis (1996-99)	28
4. John Henry Johnson (1960-65)	26
Barry Foster (1990-94)	26
6. Dick Hoak (1961-70)	25
7. Rocky Bleier (1968, 1970-80)	23
8. Walter Abercrombie (1982-87)	22
9. Merrill Hoge (1987-93)	21
Frenchy Fuqua (1970-76)	21

Game:

Jerome Bettis (11-30-97 at Arizona)	3
Bam Morris (11/19/95 at Cincinnati)	3
Barry Foster (9/27/93 at Atlanta)	3
Merrill Hoge (11/26/89 at Miami)	3
Rocky Bleier (12/5/76 at Tampa Bay)	3
Earl Gros (12/21/69 at New Orleans)	3
John Henry Johnson (10/10/64 at Cleveland)	3
(several others tied with 2)	

Highest Rushing Average (minimum 1,500 yards)

Career:

1. Terry Bradshaw (1970-83)	5.05
2. Bill Dudley (1942, 1945-46)	4.39
3. Barry Foster (1990-94)	4.31
4. John Henry Johnson (1960-65)	4.28
5. Sidney Thornton (1977-82)	4.25
6. Frenchy Fuqua (1970-76)	4.21
7. Frank Pollard (1980-88)	4.18
8. Rocky Bleier (1968, 1970-80)	4.16
9. Franco Harris (1972-83)	4.15
10. Jerome Bettis (1996-99)	4.10

Season:

1. Franco Harris (1972)	5.6
2. Sidney Thornton (1979)	5.0
Frenchy Fuqua (1970)	5.0
4. Dick Hoak (1968)	4.9
5. Franco Harris (1975)	4.8
Franco Harris (1974)	4.8
6. Rocky Bleier (1976)	4.7
7. Frank Pollard (1981)	4.6
8. Jerome Bettis (1996)	4.5
Frank Pollard (1983)	4.5
10. Jerome Bettis (1997)	4.4

LONGEST RUSHING PLAYS

1. Bobby Gage (12/4/49 at Chicago Bears)	97t
2. John Henry Johnson (12/11/60 vs. Philadelphia)	87t
3. Frenchy Fuqua (12/20/70 at Philadelphia)	85t
4. Kordell Stewart (12/22/96 at Carolina)	80t
5. Dick Hoak (10/20/68 vs. New Orleans)	77t
6. Franco Harris (11/19/72 at Cleveland)	75t
7. Sidney Thornton (9/23/79 vs. Baltimore)	75
8. Buist Warren (11/11/45 vs. Chicago Cards)	75
9. Kordell Stewart (10/4/97 at Baltimore)	74t
10. Bill Asbury (9/17/67 vs. Chicago)	73t

PASSING

Most Yards Passing

Career:

1. Terry Bradshaw (1970-83)	27,989
2. Neil O'Donnell (1990-95)	12,867
3. Bubby Brister (1986-92)	10,104
4. Bobby Layne (1958-62)	8,983
5. Jim Finks (1949-55)	8,854
6. Mark Malone (1980-87)	8,582
7. Kordell Stewart (1995-99)	7,204
8. Mike Tomczak (1993-99)	6,649
9. Ed Brown (1962-65)	5,821
10. Bill Nelson (1963-67)	4,440

Season:

1. Terry Bradshaw (1979)	3,724
2. Terry Bradshaw (1980)	3,339
3. Neil O'Donnell (1993)	3,208
4. Kordell Stewart (1997)	3,020
5. Ed Brown (1963)	2,982
6. Neil O'Donnell (1995)	2,970
7. Terry Bradshaw (1978)	2,915
8. Terry Bradshaw (1981)	2,887
9. Mike Tomczak (1996)	2,767
10. Bubby Brister (1990)	2,725

Game:

1. Bobby Layne (12/13/58 vs. Chicago Cards) ..	409
2. Neil O'Donnell (11/13/95 at Cincinnati)	377
3. Mark Malone (9/30/85 vs. Cincinnati)	374
4. Terry Bradshaw (11/25/79 vs. Cleveland)	364
5. Neil O'Donnell (10/19/95 vs. Cincinnati)	359
6. Neil O'Donnell (10/24/93 at Cleveland)	355
7. Bubby Brister (10/14/90 at Denver)	353
8. Mark Malone (12/21/86 vs. Kansas City)	351
9. Joe Gilliam (9/22/74 at Denver)	348
10. Mike Tomczak (11/20/94 vs. Miami)	343
11. Neil O'Donnell (10/29/95 vs. Jacksonville) ..	341
12. Terry Bradshaw (12/2/79 vs. Cincinnati) ..	339
13. Mike Tomczak (10/7/96 vs. Kansas City)	338
14. Jim Finks (11/5/55 vs. Chicago Cardinals) ..	337
15. Bill Nelsen (12/18/66 vs. Atlanta)	334

Most 300-Yard Passing Games

Career:

1. Neil O'Donnell (1990-95)	5
2. Terry Bradshaw (1970-83)	4
3. Mike Tomczak (1993-99)	3
Bubby Brister (1986-92)	3
Jim Finks (1949-55)	3
6. Kordell Stewart (1995-99)	2
7. Mark Malone (1980-87)	2



STEELERS INDIVIDUAL LEADERS

Most 300-Yard Passing Games (cont.)

Season:

1. Neil O'Donnell (1995)	4
2. Terry Bradshaw (1979)	3
3. Kordell Stewart (1997)	2
4. Bubby Brister (1988)	2

Most Passing Attempts

Career:

1. Terry Bradshaw (1970-83)	3,901
2. Neil O'Donnell (1990-95)	1,871
3. Bubby Brister (1986-92)	1,477
4. Jim Finks (1949-55)	1,382
5. Mark Malone (1980-87)	1,374
6. Kordell Stewart (1995-99)	1,210
7. Bobby Layne (1958-62)	1,156
8. Mike Tomczak (1993-99)	973
9. Ed Brown (1962-65)	736
10. Bill Nelson (1963-67)	589

Season:

1. Neil O'Donnell (1993)	486
2. Terry Bradshaw (1979)	472
3. Kordell Stewart (1998)	458
4. Kordell Stewart (1997)	440
5. Mark Malone (1986)	425
6. Terry Bradshaw (1980)	424
7. Neil O'Donnell (1995)	416
8. Mike Tomczak (1996)	401
9. Bubby Brister (1990)	387
10. Cliff Stoudt (1983)	381
11. Terry Bradshaw (1971)	373
12. Neil O'Donnell (1994)	370
Bubby Brister (1988)	370
Terry Bradshaw (1981)	370
15. Terry Bradshaw (1978)	368

Game:

1. Neil O'Donnell (12/24/95 at Green Bay)	55
2. Neil O'Donnell (10/19/95 vs. Cincinnati)	52
3. Joe Gilliam (9/22/74 at Denver)	50
4. Bobby Layne (12/13/58 vs. Chicago Cards)	49
Jim Finks (11/5/55 at Chicago Cards)	49
6. Kordell Stewart (12/13/97 at N.E.)	48
Mark Malone (9/15/86 vs. Denver)	48
8. Mike Tomczak (12/18/99 at Kansas City)	46
Kent Nix (10/22/67 vs. Dallas)	46
10. Mark Malone (9/16/85 at Cleveland)	45

Most Passes Completed

Career:

1. Terry Bradshaw (1970-83)	2,025
2. Neil O'Donnell (1990-95)	1,069

Most Passes Completed (cont.)

3. Bubby Brister (1986-92)	776
4. Mark Malone (1980-87)	690
5. Kordell Stewart (1995-99)	664
6. Jim Finks (1949-55)	661
7. Bobby Layne (1958-62)	569
8. Mike Tomczak (1993-99)	546
9. Ed Brown (1962-65)	339
10. Bill Nelson (1963-67)	274

Season:

1. Neil O'Donnell (1993)	270
2. Terry Bradshaw (1979)	259
3. Kordell Stewart (1998)	252
4. Neil O'Donnell (1995)	246
5. Kordell Stewart (1997)	236
6. Bubby Brister (1990)	223
7. Mike Tomczak (1996)	222
8. Terry Bradshaw (1980)	218
9. Mark Malone (1986)	216
10. Neil O'Donnell (1994)	212
11. Terry Bradshaw (1978)	207
12. Terry Bradshaw (1971)	203
13. Terry Bradshaw (1981)	201

Game:

1. Neil O'Donnell (11/5/95 at Chicago)	34
2. Neil O'Donnell (12/24/95 at Green Bay)	33
3. Joe Gilliam (9/22/74 at Denver)	31
4. Terry Bradshaw (11/25/79 vs. Cleveland)	30
Neil O'Donnell (10/19/95 vs. Cincinnati)	30
6. Terry Bradshaw (9/19/82 vs. Cincinnati)	29
7. Kent Nix (10/22/67 vs. Dallas)	28
8. Jim Finks (9/26/54 at Green Bay)	27
9. Kordell Stewart (12/13/97 at New England)	26
Mike Tomczak (11/20/94 vs. Miami)	26
Mark Malone (9/30/85 vs. Cincinnati)	26
12. Kordell Stewart (11/22/98 vs. Jacksonville)	25
Kordell Stewart (10/26/97 vs. Jacksonville)	25
Neil O'Donnell (10/24/93 vs. Cleveland)	25

Most Consecutive Passes Completed

1. Bubby Brister (10/1/89 at Detroit)	15
2. Bill Nelson (12/18/66 at Atlanta [11]; 9/17/67 vs. Chicago [2])	13
3. Bubby Brister (12/27/92 vs. Cleveland)	11
Neil O'Donnell (10/11/92 at Cleveland)	11
Mark Malone (11/25/84 vs. San Diego)	11



STEELERS INDIVIDUAL LEADERS

Highest Completion Percentage

Career : (Minimum 500 Attempts)

1. Neil O'Donnell (2,025-3,901, 1990-95)	57.1%
2. Mike Tomczak (546-973, 1993-99)	56.1%
3. Kordell Stewart (664-1,210, 1995-99)	54.9%
4. Bubby Brister (776-1,477, 1986-92)	52.5%
5. Terry Bradshaw (2,025-3,901, 1970-83)	51.9%
6. Mark Malone (690-1,374, 1980-87)	50.2%
7. Bobby Layne (569-1,156, 1958-62)	49.2%
8. Jim Finks (661-1,382, 1949-55)	47.8%
9. Dick Shiner (245-513, 1968-69)	47.8%
10. Bill Nelsen (274-589, 1963-67)	46.5%

Season : (Minimum 250 Attempts)

1. Neil O'Donnell (185-313, 1992, 246-416, 1995) ...	59.1%
2. Kordell Stewart (160-275, 1999)	58.2%
3. Terry Bradshaw (165-286, 1975)	57.7%
4. Bubby Brister (223-387, 1990)	57.6%
5. Neil O'Donnell (212-370, 1994)	57.3%
6. Terry Bradshaw (207-368, 1978)	56.3%
7. Neil O'Donnell (270-486, 1993)	55.6%
8. Mike Tomczak (222-401, 1996)	55.4%
9. Kordell Stewart (252-458, 1998)	55.0%
10. Terry Bradshaw (259-472, 1979)	54.9%
11. Bubby Brister (187-342, 1989)	54.7%
12. Neil O'Donnell (156-286, 1991)	54.5%
13. Terry Bradshaw (203-373, 1971)	54.4%
14. Terry Bradshaw (201-370, 1981)	54.3%
15. Mark Malone (147-272, 1984)	54.0%

Game : (Minimum 20 Attempts)

1. Neil O'Donnell (21-25, 9/19/93 vs. Cincinnati)	84.0%
2. Mark Malone (18-22, 11/25/84 vs. San Diego)	81.8%
3. Mike Tomczak (22-27, 10/27/96 at ATL)	81.5%
4. Kordell Stewart (22-28, 11/15/98 at TEN)	78.6%
5. Neil O'Donnell (25-32, 10/11/92 at Cleveland)	78.1%
6. Neil O'Donnell (24-31, 11/19/95 at Cincinnati)	77.4%
7. Bubby Brister (21-27, 10/1/89 at Detroit)	77.8%
8. Neil O'Donnell (19-25, 9/27/93 at Atlanta)	76.0%
9. Bubby Brister (22-29, 9/15/91 vs. New England) ..	75.9%
10. Bubby Brister (18-24, 11/25/90 at New York Jets) ..	75.0%
Bubby Brister (21-28, 10/14/90 at Denver)	75.0%
Terry Bradshaw (15-20, 12/5/82 vs. Kansas City) ..	75.0%
Terry Bradshaw (18-24, 10/22/79 vs. Denver)	75.0%
Terry Bradshaw (21-28, 9/21/75 at San Diego)	75.0%

Most Touchdown Passes

Career:

1. Terry Bradshaw (1970-83)	212
2. Neil O'Donnell (1990-95)	68
3. Bobby Layne (1958-62)	67
4. Jim Finks (1949-55)	55
5. Mark Malone (1980-87)	54

Most Touchdown Passes (cont.)

6. Bubby Brister (1986-92)	51
7. Kordell Stewart (1995-98)	39
8. Mike Tomczak (1993-98)	37
8. Ed Brown (1962-65)	30
9. Bill Nelsen (1963-67)	28
10. Dick Shiner (1968-69)	25

Season:

1. Terry Bradshaw (1978)	28
2. Terry Bradshaw (1979)	26
3. Terry Bradshaw (1980)	24
4. Terry Bradshaw (1981)	22
5. Kordell Stewart (1997)	21
Ed Brown (1963)	21
7. Bubby Brister (1990)	20
Bobby Layne (1959)	20
Jim Finks (1952)	20
10. Terry Bradshaw (1975)	18

Game:

1. Mark Malone (9/8/85 vs. Indianapolis)	5
Terry Bradshaw (11/15/81 at Atlanta)	5
2. Bubby Brister (12/23/90 vs. Cleveland)	4
Bubby Brister (10/29/90 vs. L.A. Rams)	4
Bubby Brister (10/14/90 at Denver)	4
Mark Malone (11/25/84 vs. San Diego)	4
Terry Bradshaw (9/28/80 vs. Chicago)	4
Terry Bradshaw (11/4/79 vs. Washington)	4
Dick Shiner (11/24/68 vs. San Francisco)	4
Ed Brown (10/27/63 vs. Dallas)	4
Jim Finks (10/17/54 vs. Cleveland)	4
Jim Finks (11/30/52 vs. N.Y. Giants)	4
Jim Finks (11/16/52 at Cleveland)	4

Most Passes Had Intercepted

Career:

1. Terry Bradshaw (1970-83)	210
2. Jim Finks (1949-55)	88
3. Bobby Layne (1958-62)	81
4. Mark Malone (1980-87)	68
5. Bubby Brister (1986-92)	57

Season:

1. Jim Finks (1955)	26
2. Terry Bradshaw (1979)	25
3. Terry Bradshaw (1970)	24
4. Terry Bradshaw (1971, 1980)	22

Game:

1. Tommy Wade (12/12/65 vs. Philadelphia)	7
2. Mark Malone (9/20/87 at Cleveland)	5
Terry Bradshaw (11/18/79 at San Diego)	5
Terry Bradshaw (10/30/77 at Baltimore)	5



STEELERS INDIVIDUAL LEADERS

Most Passes Had Intercepted (cont.)

John Gildea (12/1/35 at Boston)	5
6. Mike Tomczak (12/18/99 at Kansas City)	4
Neil O'Donnell (9/25/94 at Seattle)	4
(several others tied with 3 - last time Kordell Stewart at Tampa Bay on 12/13/98)	

Highest Passer Rating (among qualifiers)

Career:

1. Neil O'Donnell (1990-95)	81.6
2. Mike Tomczak (1993-99)	72.0
3. Terry Bradshaw (1970-83)	71.1
4. Bobby Layne (1958-62)	70.7
5. Bubby Brister (1986-92)	69.8
6. Kordell Stewart (1995-99)	67.7
7. Bill Nelsen (1963-67)	67.0

Season:

1. Terry Bradshaw (1975)	87.8
2. Neil O'Donnell (1995)	87.7
3. Terry Bradshaw (1978)	84.8
4. Terry Bradshaw (1981)	84.0
5. Neil O'Donnell (1992)	83.6
6. Bubby Brister (1990)	81.6
7. Terry Bradshaw (1982)	81.4
8. Neil O'Donnell (1993)	79.5
9. Neil O'Donnell (1994)	78.9
10. Neil O'Donnell (1991)	78.8

PASS RECEIVING

Most Receptions

Career:

1. John Stallworth (1974-87)	537
2. Louis Lipps (1984-91)	358
3. Lynn Swann (1974-82)	336
4. Elbie Nickel (1947-57)	329
5. Franco Harris (1972-83)	306
6. Charles Johnson (1994-98)	250
7. Merril Hoge (1987-93)	241
8. Ray Mathews (1951-59)	230
9. Buddy Dial (1959-63)	229
10. Yancey Thigpen (1992-97)	222
11. Bennie Cunningham (1976-85)	202
12. Roy Jefferson (1965-69)	199
13. Eric Green (1990-94)	198
14. Ron Shanklin (1970-75)	166
15. Lynn Chandnois (1950-56)	163

Most Receptions

Season:

1. Yancey Thigpen (1995)	85
2. John Stallworth (1984)	80
3. Yancey Thigpen (1997)	79

Most Receptions (cont.)

4. John Stallworth (1985)	75
5. Andre Hastings (1996)	72
6. John Stallworth (1979)	70
7. Roy Jefferson (1969)	67
8. Courtney Hawkins (1998)	66
9. Charles Johnson (1998)	65
10. Eric Green (1993)	63
John Stallworth (1981)	63
12. Elbie Nickel (1953)	62
13. Troy Edwards (1999)	61
Hines Ward (1999)	61
Lynn Swann (1978)	61

Game:

1. Courtney Hawkins (11/1/98 vs. Tennessee)	14
2. J.R. Wilburn (10/22/67 vs. Dallas)	12
3. Yancey Thigpen (10/26/97 vs. Jacksonville)	11
John Stallworth (9/30/85 vs. Cincinnati)	11
Roy Jefferson (11/3/68 at Atlanta)	11
6. Yancey Thigpen (9/24/95 vs. Minnesota;	10
11/5/95 at Chicago)	
Andre Hastings (9/18/95 at Miami)	10
Dick Compton (10/7/67 at Cleveland)	10
Elbie Nickel (12/14/52 at Los Angeles)	10
Val Jansante (10/30/49 vs. Philadelphia)	10

Most Yards Receiving

Career:

1. John Stallworth (1974-87)	8,723
2. Louis Lipps (1984-91)	6,016
3. Lynn Swann (1974-82)	5,462
4. Elbie Nickel (1947-57)	5,133
5. Buddy Dial (1959-63)	4,723
6. Ray Mathews (1951-59)	3,919
7. Roy Jefferson (1965-69)	3,671
8. Yancey Thigpen (1992-97)	3,641
9. Charles Johnson (1994-98)	3,400
10. Ron Shanklin (1970-75)	3,047
11. Gary Ballman (1962-66)	2,949
12. Bennie Cunningham (1976-85)	2,879
13. Eric Green (1990-94)	2,681
14. Dwight Stone (1987-94)	2,460
15. Franco Harris (1972-83)	2,284

Season:

1. Yancey Thigpen (1997)	1,398
2. John Stallworth (1984)	1,395
3. Yancey Thigpen (1995)	1,307
4. Buddy Dial (1963)	1,295
5. John Stallworth (1979)	1,183
6. Louis Lipps (1985)	1,134
7. John Stallworth (1981)	1,098
8. Roy Jefferson (1969)	1,079
9. Roy Jefferson (1968)	1,074
10. Charles Johnson (1996)	1,008



STEELERS INDIVIDUAL LEADERS

Most Yards Receiving (cont.)

Game:

1. Buddy Dial (10/22/61 vs. Cleveland) 235
2. Jimmy Orr (12/13/58 vs. Chicago Cardinals) . 205
3. Elbie Nickel (12/14/52 at Los Angeles Rams) 202
4. Roy Jefferson (11/3/68 at Atlanta) 199
5. Yancey Thigpen (10/26/97 vs. Jacksonville) .. 196
6. Jeff Graham (12/19/93 vs. Houston) 192
- Lynn Swann (12/2/79 vs. Cincinnati) 192
8. Louis Lipps (9/2/84 vs. Kansas City) 183
9. Yancey Thigpen (12/7/97 vs. Denver) 175
10. John Stallworth (9/2/84 vs. Kansas City) 167
11. Charles Johnson (12/24/94 at San Diego) 165
12. Yancey Thigpen (10/8/95 vs. Jacksonville) 160

Most 100-Yard Receiving Games

Career:

1. John Stallworth (1974-87) 25
2. Louis Lipps (1984-91) 16
3. Lynn Swann (1974-82) 10
- Yancey Thigpen (1992-97) 10
5. Charles Johnson (1994-98) 7
6. Eric Green (1990-94) 4

Season:

1. John Stallworth (1984) 7
2. Yancey Thigpen (1997) 6
3. Louis Lipps (1989) 5
4. Charles Johnson (1996) 4
- Yancey Thigpen (1995) 4
- Louis Lipps (1985) 4
- John Stallworth (1981) 4
- Theo Bell (1980) 4

Most Touchdowns Receiving

Career:

1. John Stallworth (1974-87) 63
2. Lynn Swann (1974-82) 51
3. Buddy Dial (1959-63) 42
4. Louis Lipps (1984-91) 39
5. Elbie Nickel (1947-57) 37
6. Ray Mathews (1951-59) 34
7. Roy Jefferson (1965-69) 29
8. Eric Green (1990-94) 24
- Jim Smith (1977-82) 24
- Ron Shanklin (1970-75) 24

Season:

1. Louis Lipps (1985) 12
- Buddy Dial (1961) 12
3. John Stallworth (1984) 11
- Lynn Swann (1978, 1975) 11
- Roy Jefferson (1968) 11
6. Ron Shanklin (1973) 10

Most Touchdowns Receiving (cont.)

7. Louis Lipps (1984) 9
- Jim Smith (1980) 9
- John Stallworth (1978) 9
- Roy Jefferson (1969) 9

Game:

1. Roy Jefferson (11/3/68 at Atlanta) 4
2. Charles Johnson (11/1/98 vs. Tennessee) 3
- Yancey Thigpen (12/7/97 vs. Denver) 3
- Eric Green (10/14/90 at Denver) 3
- Weegie Thompson (11/2/86 vs. Green Bay) 3
- Louis Lipps (9/8/85 vs. Indianapolis) 3
- John Stallworth (11/4/84 vs. Houston; 3
- 11/25/84 vs. San Diego)
- Jim Smith (9/28/80 vs. Chicago) 3
- Ray Mathews (10/17/54 vs. Cleveland) 3

Most Consecutive Games Caught Pass

- 67 John Stallworth (began 10-9-77 vs. Houston and ended 12-2-82 vs. Buffalo)

LONGEST PASS PLAYS

1. Bubby Brister to Dwight Stone 90
(10/14/90 at Denver)
2. Terry Bradshaw to Mark Malone 90t
(11/8/81 at Seattle)
3. Neil O'Donnell to Dwight Stone 89t
(9/1/91 vs. San Diego)
- Bubby Brister to Louis Lipps 89t
(11/13/88 vs. Philadelphia)
5. Rudy Bukich to Budd Dial 88t
(10/22/61 vs. Cleveland)
6. Terry Bradshaw to Dave Smith 87t
(12/6/70 vs. Green Bay)
- Bill Nelsen to Gary Ballman 87t
(11/28/65 vs. Cleveland)
8. Mike Tomczak to Charles Johnson 84t
(12/24/94 at San Diego)
- Ron Smith to Roy Jefferson 84t
(9/18/66 vs. Detroit)
10. Terry Bradshaw to Ron Shanklin 81t
(11/29/70 vs. Cleveland)
11. Bubby Brister to Louis Lipps 80t
(12/4/88 at Houston)
- Bubby Brister to Louis Lipps 80t
(9/11/88 at Washington)
- David Woodley to Louis Lipps 80t
(9/2/84 vs. Kansas City)
- Merly Condit to Bill Dudley 80t
(10/27/46 vs. Boston)



STEELERS INDIVIDUAL LEADERS

PUNTING

Most Punts

Career:

1. Bobby Walden (1968-77)	716
2. Craig Colquitt (1978-81, 1983-84)	429
3. Harry Newsome (1985-89)	375
4. Josh Miller (1996-99)	284
5. Mark Royals (1992-94)	259

Season:

1. Mark Royals (1994)	97
2. Mark Royals (1993)	89
3. Harry Newsome (1986)	86
4. Josh Miller (1999)	84
5. Craig Colquitt (1981)	84
6. Harry Newsome (1989)	82
7. Josh Miller (1998)	81
8. Craig Colquitt (1983)	80
9. Pat Brady (1953)	80
10. Bobby Walden (1971)	79

Game:

1. Mark Royals (12/5/93 vs. New England)	11
Mark Royals (11/6/94 at Houston)	11
2. Harry Newsome (11/9/86 at Buffalo)	10
Harry Newsome (9/16/85 at Cleveland)	10
Bobby Walden (12/7/69 vs. Dallas)	10
5. Josh Miller (9/19/99 at Baltimore)	9
Josh Miller (9/20/98 at Miami)	9

Highest Punting Average

Career:

1. Bobby Joe Green (1960-61)	45.7
2. Pat Brady (1952-54)	44.5
3. Josh Miller (1996-98)	43.3
4. Mark Royals (1992-94)	41.5
5. Harry Newsome (1985-89)	41.4
6. Bobby Walden (1968-77)	41.1

Season:

1. Bobby Joe Green (1961)	47.0
2. Pat Brady (1953)	46.9
3. Josh Miller (1999)	45.2
4. Bobby Walden (1970)	44.2
5. Bobby Walden (1971)	43.9
6. Bobby Walden (1972)	43.6
Josh Miller (1998)	43.6

Game:

1. Joe Geri (11/20/49 at Green Bay)	82
2. Josh Miller (12/2/99 at Jacksonville)	75
Bobby Joe Green (1960)	75
4. Craig Colquitt (12/7/81 at Oakland)	74
Bob Cifers (1947)	74
5. Josh Miller (9/20/98 at Miami)	73

PUNT RETURNS

Most Punt Returns

Career:

1. Rod Woodson (1987-96)	256
2. Theo Bell (1976, 1978-80)	139
3. Louis Lipps (1984-91)	107
4. Glen Edwards (1971-77)	99
5. Jim Smith (1977-82)	98
6. Andre Hastings (1993-96)	87
7. Rick Woods (1982-86)	70
8. Lynn Chandnois (1950-56)	66
9. Ray Mathews (1951-59)	61
10. Paul Skansi (1983)	43

Season

1. Louis Lipps (1984)	53
2. Andre Hastings (1995)	48
3. Theo Bell (1979)	45
4. Paul Skansi (1983)	43
5. Rod Woodson (1993)	41
Lynn Swann (1974)	41
7. Rod Woodson (1994)	39
Theo Bell (1976)	39
9. Rod Woodson (1990)	38
10. Andre Hastings (1996)	37
Hubie Bryant (1970)	37

Game

1. Theo Bell (12/16/79 vs. Buffalo)	10
---	----

Most Yards Punt Returns

Career:

1. Rod Woodson (1987-96)	2,362
2. Theo Bell (1976, 1978-80)	1,259
3. Louis Lipps (1984-91)	1,212
4. Glen Edwards (1971-77)	941
5. Bill Dudley (1942, 1945-46)	838
6. Ray Mathews (1951-59)	779
7. Lynn Swann (1974-82)	739
8. Jim Smith (1977-82)	737
9. Andre Hastings (1993-96)	716
10. Rick Woods (1982-86)	588

Season:

1. Louis Lipps (1984)	656
2. Lynn Swann (1974)	577
3. Andre Hastings (1995)	474
4. Louis Lipps (1985)	437
5. Walt Slater (1947)	435
6. Rod Woodson (1990)	398
7. Theo Bell (1976)	390
8. Theo Bell (1979)	378
9. Rod Woodson (1992)	364
10. Rod Woodson (1993)	338



STEELERS INDIVIDUAL LEADERS

Most Touchdowns Punt Returns

Career:

1. Louis Lipps (1984-91) 3
- Ray Mathews (1951-59) 3

Season:

1. Louis Lipps (1985) 2
- Ray Mathews (1952) 2

Game:

- Held by many, last time by 1
Andre Hastings (9/10/95 at Houston)

Highest Punt Return Average

Career:

1. Bobby Gage (1949-50) 14.9
2. Bill Dudley (1942, 1945-48) 14.4
3. Courtney Hawkins (1997-99) 12.8
- Ray Mathews (1951-59) 12.8
5. Lynn Swann (1974-78) 12.3
6. Larry Anderson (1978-81) 10.4
7. Glen Edwards (1971-77) 9.5
- Jon Stagers (1971) 9.5
9. **Troy Edwards (1999)** **9.4**
10. Rod Woodson (1987-96) 9.2
11. Theo Bell (1976, 1978-80) 9.1

Season:

1. Bobby Gage (1949) 16.0
2. Walt Slater (1947) 15.5
3. Ray Mathews (1951) 15.4
4. Lynn Swann (1974) 14.1
5. Courtney Hawkins (1998) 11.7
6. Larry Anderson (1981) 10.4
7. Rick Woods (1982) 10.9
8. Theo Bell (1976, 80) 10.0

LONGEST PUNT RETURNS

1. Brady Keys (9/20/64 vs. N.Y. Giants) 90
2. Brady Keys (9/22/63 vs. N.Y. Giants) 82
3. Rod Woodson (10/25/92 at Kansas City) 80t
- Roy Jefferson (11/10/68 at St. Louis Cardinals) 80t
5. Louis Lipps (11/19/84 at New Orleans) 76t
6. Andre Hastings (9/10/95 at Houston) 72t
7. Louis Lipps (11/10/85 at Kansas City) 71t
8. Ray Mathews (10/19/52 vs. Washington; 10/26/52 at Chicago Cards) 70t
9. Lynn Swann (11/25/74) 69
10. Jon Stagger (9/26/71 vs. Cincinnati) 67

KICKOFF RETURNS

Most Kickoff Returns

Career:

1. Rod Woodson (1987-96) 220
2. Larry Anderson (1978-81) 122
3. Dwight Stone (1987-94) 109
4. Lynn Chandnois (1950-56) 92
5. Ernie Mills (1991-96) 76
6. **Will Blackwell (1997-99)** **66**
7. Gary Ballman (1963-66) 64
8. Preston Pearson (1970-74) 52
9. Rich Erenberg (1984-86) 49

Season:

1. Ernie Mills (1995) 54
2. Rod Woodson (1991) 44
3. Henry Odom (1983) 39
4. Rod Woodson (1988) 37
5. Larry Anderson (1978, 1981) 37
6. Rod Woodson (1989) 36
7. Rod Woodson (1990) 35
8. Larry Anderson (1979) 34
9. **Will Blackwell (1997)** **32**
10. Dwight Stone (1988) 29
11. Brady Keys (1962) 28
12. Rich Erenberg (1984) 28

Game:

1. Rich Erenberg (9/2/84 vs. Kansas City) 7
- Jack Deloplane (9/26/76 vs. New England) 7

Most Yards Kickoff Returns

Career:

1. Rod Woodson (1987-96) 4,894
2. Larry Anderson (1978-81) 2,866
3. Lynn Chandnois (1950-56) 2,720
4. Dwight Stone (1987-94) 2,086
5. Ernie Mills (1991-96) 1,753
6. Gary Ballman (1963-66) 1,711
7. **Will Blackwell (1997-99)** **1,455**
8. Jim Butler (1965-67) 1,191
9. Preston Pearson (1970-74) 1,177

Season:

1. Ernie Mills (1995) 1,306
2. Rod Woodson (1989) 982
3. Larry Anderson (1978) 930
4. Rod Woodson (1991) 880
5. Rod Woodson (1988) 850
6. Larry Anderson (1981) 825
7. **Will Blackwell (1997)** **791**
8. Rod Woodson (1990) 764
9. Henry Odom (1983) 758
10. Larry Anderson (1979) 732



STEELERS INDIVIDUAL LEADERS

Most Touchdowns Kickoff Returns

Career:

Lynn Chandnois (1950-66)	3
Larry Anderson (1978-81)	2

Season:

Lynn Chandnois (1952)	2
-----------------------------	---

Game:

Several with 1; last time by **Will Blackwell**
(10-5-97 vs. Baltimore)

Highest Kickoff Return Average

Career:

1. Lynn Chandnois (1950-56)	29.6
2. Gary Ballman (1963-66)	26.7
3. Mel Blount (1970-83)	25.8
4. David Dunn (1998)	25.0
5. Brady Keys (1961-67)	23.8
6. Larry Anderson (1978-81)	23.5
7. Ernie Mills (1991-96)	23.1
8. Will Blackwell (1997-99)	22.5
9. Rod Woodson (1987-96)	22.2
10. Richard Huntley (1998-99)	21.7

Season:

1. Lynn Chandnois (1952)	35.2
2. Lynn Chandnois (1951)	32.5
3. Lynn Chandnois (1953)	29.0
4. Mel Blount (1970)	29.7
5. Larry Anderson (1980)	27.1
6. Larry Anderson (1978)	25.1
7. David Dunn (1998)	25.0
8. Richard Huntley (1999)	22.4
9. Larry Anderson (1981)	22.3
10. Larry Anderson (1979)	21.5

LONGEST KICK RETURNS

1. Don McCall (11/23/69 at Minnesota)	101t
2. Will Blackwell (10/9/97 vs. Baltimore)	97t
3. Billy Wells (10/13/57 vs. Chicago Cardinals)	96t
4. Larry Anderson (11/25/79 vs. Cleveland)	95t
5. Mike Collier (10/26/75 at Green Bay)	94t
6. Jim Butler (10/30/66 at Dallas)	93
Gary Ballman (11/17/63 at Washington)	93
Lynn Chandnois (10/3/53 vs. NY Giants)	93
Lynn Chandnois (10/12/52 at Philadelphia)	93
10. Dwight Stone (12/4/88 at Houston)	92t

INTERCEPTIONS

Most Interceptions

Career:

1. Mel Blount (1970-83)	57
2. Jack Butler (1951-59)	52
3. Donnie Shell (1974-87)	51
4. Rod Woodson (1987-96)	38
5. Dwayne Woodruff (1979-85, 1986-90)	37
6. Mike Wagner (1971-80)	36
7. Darren Perry (1992-98)	32
Jack Ham (1971-82)	32
9. Jack Lambert (1974-84)	28
10. Glen Edwards (1971-78)	25
11. Howard Hartley (1949-52)	25
12. Clendon Thomas (1962-68)	23

Season:

1. Mel Blount (1975)	11
2. Jack Butler (1957)	10
Howard Hartley (1951)	10
Bill Dudley (1946)	10
5. Rod Woodson (1993)	8
Mike Wagner (1973)	8
7. Willie Williams (1995)	7
Darren Perry (1994)	7
Donnie Shell (1980, 1985)	7
9. Rod Woodson (1996)	6
Darren Perry (1992)	6
Mel Blount (1976, 1977, 1981)	6
Mike Wagner (1972, 1980)	6
Jack Lambert (1979)	6
Glen Edwards (1973, 1976)	6

Most Interceptions

Game:

1. Darren Perry (9/11/94 at Cleveland)	3
2. Dewayne Washington (9/19/99 at	
Baltimore)	2
Dewayne Washington (11/22/98 vs.	
Jacksonville)	2

Most Interception Return Yards

Career:

1. Jack Butler (1951-59)	827
2. Rod Woodson (1987-96)	779
3. Mel Blount (1970-83)	736
4. Dwayne Woodruff (1979-85, 1987-90)	689
5. Glen Edwards (1971-78)	652
6. Darren Perry (1992-98)	505
7. Mike Wagner (1971-80)	491
8. Donnie Shell (1974-87)	450
9. Howard Hartley (1949-52)	267
10. Jack Lambert (1974-84)	243



STEELERS INDIVIDUAL LEADERS

Most Interception Return Yards (cont.)

Season:

1. Bill Dudley (1946) 242
2. Glen Edwards (1973) 186
3. Tony Compagno (1948) 179
4. **Dewayne Washington (1998) 178**
5. Jack Butler (1952) 168
6. Mel Blount (1975) 121
7. Mel Blount (1981) 106

Most Touchdowns on Interceptions

Career:

1. Rod Woodson (1987-96) 5
2. Jack Butler (1951-59) 4
3. Dwayne Woodruff (1979-85, 1986-90) 3
4. Tony Compagno (1946-48) 3
5. **Dewayne Washington (1998) 2**
- Donnie Shell (1974-87) 2
- Sam Washington (1982-85) 2
- Mel Blount (1970-83) 2

Season:

1. **Dewayne Washington (1998) 2**
- Rod Woodson (1994) 2
- Jack Butler (1954) 2
- Tony Compagno (1947) 2

Game:

1. **Dewayne Washington (11/22/98 vs. Jacksonville; 78, 52) 2**
- Several others tied with 1; last time Darren Perry vs. Houston (9/29/96)

Most Consecutive Games Intercepting a Pass

- Mel Blount (1975) 6

LONGEST INTERCEPTION RETURNS

1. Martin Kottler (9/27/33 vs. Chicago Cardinals) 99t
2. Glen Edwards (9/30/73 at Houston) 86t
3. Tony Compagno (11/7/48 vs. Green Bay) 82t
4. Russ Craft (10/17/54 vs. Cleveland) 81
5. **Dewayne Washington (11/22/98 vs. Jacksonville) 78t**
6. Deon Figures (9/27/93 at Atlanta) 78
- Dwayne Woodruff (12/18/88 vs. Miami) 78t
8. John Rowser (12/15/73 at San Francisco) 71
9. Harvey Clayton (10/10/83 at Cincinnati) 70t
- John Rowser (11/21/71 vs. New York Giants) 70t

SACKS

Most Quarterback Sacks

Career:

1. L. C. Greenwood (1969-81) 73.5
2. Joe Greene (1969-81) 66
3. Keith Willis (1982-87, 1989-91) 59
4. Greg Lloyd (1988-97) 53.5
5. Dwight White (1971-80) 46
6. Ernie Holmes (1972-77) 40
7. **Jason Gildon (1994-99) 36.5**
8. Kevin Greene (1993-95) 35.5
9. Gary Dunn (1977-87) 35
10. Steve Furness (1972-80) 32
11. Mike Merriweather (1982-87) 31
12. Chad Brown (1993-97) 30
13. Jack Ham (1971-82) 25.5
14. Keith Gary (1983-88) 25
15. Gerald Williams (1986-94) 24.5
16. Jack Lambert (1974-84) 23.5
17. Bryan Hinkle (1982-93) 22.5
18. Camell Lake (1989-98) 21.5
- John Banaszak (1975-81) 21.5

Season:

1. Mike Merriweather (1987) 15
2. Kevin Greene (1994) 14
- Keith Willis (1983) 14
4. Chad Brown (1996) 13
5. Kevin Greene (1993) 12.5
6. Keith Willis (1986) 12
7. Ernie Holmes (1974) 11.5
8. **Jason Gildon (1998) 11**
- L.C. Greenwood (1973) 11
10. Kevin Greene (1995) 9
- Jerrold Williams (1991) 9
- L.C. Greenwood (1978) 9

Game:

1. Joe Greene (12/10/72 at Houston) 5
2. Chad Brown (10/13/96 vs. Cincinnati) 4.5
- L.C. Greenwood (11/25/79 vs. Cleveland) 4.5
4. Jerrold Williams (12/22/91 vs. Cleveland) 4
5. Edmund Nelson (9/16/84 vs. LA Rams) 4

Most Consecutive Games With a Sack

1. Greg Lloyd (1994) 6
- Joe Greene (1974) 6
- Ernie Holmes (1974) 6
4. **Jason Gildon (1998) 5**
- Dwight White (1972) 5



STEELERS INDIVIDUAL LEADERS/OPPONENT RECORDS

OPPONENT FUMBLE RECOVERIES

Most Opponent Fumbles Recovered

Career:

1. Jack Ham (1971-82)	21
2. Donnie Shell (1974-87)	19
3. Carnell Lake (1989-98)	16
Joe Greene (1969-81)	16
5. Jack Lambert (1974-84)	15

Season:

1. Jack Lambert (1976)	6
2. Carnell Lake (1989)	5
Donnie Shell (1978)	5
Joe Greene (1978)	5
L.C. Greenwood (1971)	5
John Reger (1955, 1957)	5
Gary Glick (1957)	5

TOTAL YARDS FROM SCRIMMAGE

Career:

1. Franco Harris (1972-83)	14,234
2. John Stallworth (1974-87)	8,834
3. Louis Lipps (1984-91)	6,406
4. Jerome Bettis (1996-99)	5,804
5. Lynn Swann (1974-82)	5,534
6. Dick Hoak (1961-70)	5,417
7. John Henry Johnson (1960-65)	5,197
8. Merrill Hoge (1987-93)	5,169
9. Rocky Bleier (1968, 1970-80)	5,159
10. Elbie Nickel (1947-57)	5,133

Season:

1. Barry Foster (1992)	2,034
2. Jerome Bettis (1997)	1,775
3. Jerome Bettis (1996)	1,553
4. Franco Harris (1979)	1,477
5. Franco Harris (1975)	1,460
6. Yancey Thigpen (1997)	1,401
7. John Stallworth (1984)	1,395
8. John Henry Johnson (1962)	1,367
9. Rocky Bleier (1976)	1,330
10. Yancey Thigpen (1995)	1,308

OPPONENT TOP PERFORMANCES

Top 10 Opponent Rushing Performances

Game:

1. O.J. Simpson (9/28/75 vs. Buffalo)	23-227-0
2. Joe Morris (12/21/85 at N.Y. Giants)	36-202-0
3. O.J. Simpson (10/29/72 at Buffalo)	22-189-0
4. Emmitt Smith (9/4/94 vs. Dallas)	31-179-1
5. Terry Allen (12/20/92 vs. Minnesota)	33-172-0
6. Gary Anderson (12/11/88 at San Diego)	26-170-0
7. Charlie Garner (11/7/99 at San Francisco)	20-166-0
Charles White (10/11/87 at L.A. Rams)	33-166-0
9. Thurman Thomas (11/8/92 at Buffalo)	37-155-1
10. Eddie George (11/1/98 vs. Tennessee) ...	34-153-1

Top 10 Opponent Receiving Performances

Game:

1. Qadry Ismail (12/12/99 vs. Baltimore)	6-258-3
2. Eddie Brown (11/6/88 at Cincinnati)	7-216-2
3. Carl Pickens (10/11/98 at Cincinnati)	12-204-1
4. Terry Glenn (12/6/98 vs. New England)	9-193-1
5. Otis Taylor (10/18/71 at Kansas City)	6-190-2
6. Rob Moore (11/30/97 at Arizona/OT)	8-188-0
7. Steve Watson (12/30/84 at Denver)	11-177-1
8. Kellen Winslow (12/22/80 at San Diego)	10-171-0
9. James Lofton (9/11/83 at Green Bay)	5-169-3
10. Terance Mathis (10/25/99 vs. Atlanta)	12-166-1

Top 10 Opponent Passing Performances

Game:

1. Doug Williams (9/11/88 at Washington) ..	52-30-430-2-1
2. Dan Marino (1/6/85 at Miami)	32-21-421-4-1
3. Steve Bartkowski (11/15/81 at Atlanta) ...	50-33-416-2-2
4. Bernie Kosar (11/23/86 at Cleveland)	46-28-414-2-1
5. Boomer Esiason (11/22/87 at Cincinnati) ..	53-30-409-0-3
6. Gifford Nielson (12/20/81 at Houston)	37-24-377-3-2
7. Dan Fouts (12/8/85 at San Diego)	33-21-372-3-3
8. Brian Sipe (10/7/79 at Cleveland)	41-22-365-5-3
9. Jim Kelly (9/8/91 at Buffalo)	43-31-363-6-2
10. Boomer Esiason (11/10/91 at Cincinnati) ..	43-32-361-1-1

Steelers



STEELERS TEAM RECORDS

GAMES WON

Season: 14 (1978)
 Most Consecutive: 12 (1978-79)
 Most Consecutive (One Season): 11 (1975)

SCORING

Most Points

Game: 63 (11/30/52 vs. New York Giants)
 Season: 416 (1979)

Most Points Allowed

Game: 54 (12/8/85 at San Diego; 11/23/41 at Green Bay)
 Season: 421 (1988)

Fewest Points

Game: 0 (many times, last time at Miami 9/20/98)
 Season: 51 (1934 - 12 games)
 202 (1965 - 14 games)

Fewest Points Allowed

Game: 0 (several times, last time 9/12/99 vs. Cleveland)
 Season: 117 (1946 - 11 games)
 138 (1976 - 14 games)

Most Points, Combined

Game: 98 (12/8/85, San Diego 54 Pittsburgh 44)
 90 (12/18/66, Pittsburgh 57 Atlanta 33)
 86 (10/7/79, Pittsburgh 51 Cleveland 35)
 Season: 757 (1988)
 678 (1979)

Fewest Points, Combined

Game: 0 (10/22/33, Pittsburgh 0 Cincinnati 0)
 Season: 238 (1940 - 11 games)
 339 (1957 - 12 games)
 480 (1976 - 14 games)
 524 (1992 - 16 games)

Most Touchdowns

Game: 9 (11/30/52 vs. New York Giants)
 Season: 52 (1979)

Most Touchdowns Allowed

Game: 8 (12/8/85 vs. San Diego; 11/23/41 vs. Green Bay)
 Season: 50 (1969; 1968)

Fewest Touchdowns Allowed

Game: 0 (several times, last time 9/12/99 vs. Cleveland)
 Season: 14 (1976)

Most Rushing Touchdowns

Game: 5 (9/20/81 vs. New York Jets; 11/7/76 at Kansas City)
 Season: 33 (1976)

Most Rushing Touchdowns Allowed

Game: 6 (10/24/53 vs. Green Bay;
 10/14/34 at Boston)
 Season: 20 (1988; 1947)

Fewest Touchdowns Rushing Against

Game: 0 (several times, last 11/14/99 vs. Cleveland)
 Season: 5 (1997)

Most Passing Touchdowns

Game: 5 (11/3/96 vs. St. Louis; 9/8/85 vs. Indianapolis; 11/5/81 at Atlanta;
 10/7/79 vs. Washington; 11/30/52 vs. New York Giants)
 Season: 28 (1978)

Most Passing Touchdowns Allowed

Game: 6 (9/8/91 vs. Buffalo)
 Season: 34 (1962)

Fewest Passing Touchdowns Allowed

Game: 0 (several times, last 11/21/99 at Tennessee)
 Season: 9 (1990; 1976; 1975; 1972)

Most Defensive Touchdowns

Game: 3 (10/10/83 vs. Cincinnati)
 Season: 7 (1987; 1983)

Most Points After Touchdown

Game: 9 (11/30/52 vs. New York Giants)
 Season: 45 (1984)

Most Points After Touchdown Allowed

Game: 7 (9/8/91 at Buffalo)
 Season: 49 (1969; 1968)

Most Field Goals

Game: 6 (10/23/88 vs. Denver)
 Season: 34 (1995)

Most Field Goals Allowed

Game: 7 (9/24/67 vs. St. Louis Cardinals)
 Season: 29 (1997)

FIRST DOWNS

Most First Downs

Game: 36 (11/25/79 vs. Cleveland)
 Season: 344 (1995)

Most First Downs By Opponents

Game: 35 (11/23/86 at Cleveland)
 Season: 344 (1995)

Most First Downs, Combined

Game: 58 (11/25/79; Pittsburgh 36 Cleveland 22)
 Season: 641 (1981)



STEELERS TEAM RECORDS

Most Rushing First Downs

Game: 21 (11/7/76 at Kansas City)
Season: 163 (1976)

Most Rushing First Downs Allowed

Game: 18
Season: 122 (1965)

Most Passing First Downs

Game: 21 (12/13/58 vs. Chicago Cardinals)
Season: 193 (1995)

Most Passing First Downs Allowed

Game: 22 (12/5/48 vs. New York Giants)
Season: 194 (1991)

Most First Down Penalties

Game: 6 (11/16/86 vs. Houston; at Oakland 10/25/70)
Season: 34 (1995; 1978)

Most First Down Penalties By Opponents

Game: 9 (10/30/77 at Baltimore)
Season: 40 (1978)

NET YARDS

Most Net Yards Gained

Game: 683 (12/13/58 vs. Chicago Cardinals)
Season: 6,258 (1979)

Fewest Net Yards Gained

Game: 53 (9/10/89 vs. Cleveland)
Season: 3,354 (1965)

Most Net Yards Gained By Opponent

Game: 559 (11/6/88 at Cincinnati)
Season: 5,805 (1988)

Fewest Net Yards Gained By Opponent

Game: 40 (9/12/99 at Cleveland)
Season: 3,074 (1974)

RUSHING

Most Yards Gained Rushing

Game: 361 (10/7/79 at Cleveland)
Season: 2,971 (1976)

Fewest Yards Gained Rushing

Game: 7 (10/30/66 at Dallas)
Season: 1,092 (1966)

Most Yards Gained Rushing By Opponents

Game: 426 (11/4/34 at Detroit)
Season: 2,193 (1954)

Fewest Yards Gained Rushing By Opponents

Game: -33 (10/2/43 vs. Brooklyn)
Season: 1,125 (1953--12 games)
1,318 (1997--16 games)
1,321 (1995--16 games)
1,368 (1993--16 games)
1,377 (1967--14 games)

Fewest Yards Rushing Allowed (Per Game:)

Season: 82.4 (1997)

Most Rushing Attempts

Game: 60 (10/3/50 vs. Boston)
Season: 653 (1976)

Fewest Rushing Attempts

Game: 13 (12/6/98 vs. New England)
Season: 368 (1954 - 12 games)
375 (1966 - 14 games)

Most Rushing Attempts By Opponents

Game: 64 (10/18/36 at Chicago Bears)
Season: 363 (1962)

Fewest Rushing Attempts By Opponents

Game: 9 (9/12/99 at Cleveland)
Season: 363 (1962)

PASSING

Most Yards Gained Passing

Game: 472 (12/13/58 vs. Chicago Cardinals)
Season: 3,917 (1995)

Fewest Yards Gained Passing

Game: -16 (10/17/65 vs. St. Louis Cardinals)
Season: 652 (1945 - 11 games)
1,711 (1972 - 14 games)

Most Yards Gained Passing By Opponents

Game: 422 (9/11/88 vs. Washington)
Season: 3,941 (1988)

Fewest Yards Gained Passing By Opponents

Game: -28 (12/7/58 at Washington)
Season: 1,466 (1974)

Most Passes Attempted

Game: 57 (12/19/93 vs. Houston)
Season: 554 (1997)

Fewest Passes Attempted

Game: 0 (11/13/49 vs. Los Angeles; 11/16/41 vs. Brooklyn)
Season: 592 (1995)

Most Passes Attempted By Opponents

Game: 60 (12/16/95 vs. New England)
Season: 554 (1997)



STEELERS TEAM RECORDS

Fewest Passes Attempted By Opponents

Game: 8 (12/14/74 vs. Cincinnati; 12/1/57 at Philadelphia)
 Season: 162 (1946 - 11 games)
 339 (1974 - 14 games)

Most Passes Attempted, Combined

Game: 95 (12/19/93; Pittsburgh 57, Houston 38)
 Season: 1,123 (1995)

Most Passes Completed

Game: 38 (11/1/98 vs. Tennessee)
 Season: 314 (1995)

Fewest Passes Completed

Game: 0 (11/13/49 vs. Los Angeles; 11/16/41 vs. Brooklyn)
 Season: 42 (1941 - 11 games)
 140 (1973 - 14 games)

Most Passes Completed By Opponents

Game: 39 (12/16/95 vs. New England)
 Season: 334 (1991)

Fewest Passes Completed By Opponents

Game: 3 (several times)
 Season: 64 (1946 - 11 games)
 147 (1974 - 11 games)

SACKS

Most Sacks

Game: 10 (11/30/97 at Arizona; 10/13/96 vs. Cincinnati; 11/29/92 at Cincinnati)
 Season: 55 (1994)

Most Sacks Allowed

Game: 12 (11/20/66 vs. Dallas)
 Season: 52 (1983; 1969)

INTERCEPTIONS

Most Interceptions

Game: 7 (10/13/74 at Kansas City; 11/30/52 vs. New York Giants)
 Season: 37 (1973)

Fewest Interceptions

Game: 0 (many times, last 12/18/99 at Kansas City)
 Season: 12 (1965; 1964 - 14 games)

Most Interceptions By Opponents

Game: 9 (12/12/65 vs. Philadelphia)
 Season: 35 (1965)

Fewest Interceptions By Opponents

Game: 0 (many times, last 12/12/99 vs. Baltimore)
 Season: 9 (1994)

Most Yards Interceptions Returned

Game: 147 (10/17/54 vs. Cleveland)
 Season: 673 (1973)

Fewest Yards Interceptions Returned

Game: 0 (many times, last 12/12/99 vs Baltimore)
 Season: 96 (1964 - 14 games)

Most Yards Interceptions Returned By Opponents

Game: 172 (12/12/65 vs. Philadelphia)
 Season: 535 (1969)

Fewest Yards Interceptions Returned By Opponents

Game: 0 (several times, last 12/12/99 vs Baltimore)
 Season: 47 (1975 - 14 games)

Most Touchdowns By Interceptions

Game: 2 (11/22/98 vs. Jacksonville; 10/1/95 vs. San Diego; 12/18/88 vs. Miami; 10/1/84 vs. Cincinnati; 10/10/83 at Cincinnati; 9/30/73 at Houston; 10/17/54 vs. Cleveland)
 Season: 5 (1987)

Most Touchdowns By Interceptions By Opponents

Game: 3 (9/29/68 vs. Baltimore; 12/12/65 vs. Philadelphia)
 Season: 6 (1965; 1964)

PUNTING

Most Punts

Game: 11 (11/6/94 at Houston; 12/5/93 vs. New England)
 Season: 97 (1994)

Fewest Punts

Game: 1 (12/15/91 vs. Cincinnati; 10/27/91 at Cleveland; 12/2/90 vs. Cincinnati; 10/26/86 vs. Cincinnati; 12/9/73 vs. Houston)
 Season: 6 (1965; 1964)

Fewest Punts By Opponents

Game: 0 (9/17/89 at Cincinnati)
 Season: 54 (1960)

Highest Punting Average

Season: 47.0 (1961)

Highest Punting Average By Opponents

Season: 46.4 (1959)

PUNT RETURNS

Most Punt Returns

Game: 10 (12/16/79 vs. Buffalo)
 Season: 71 (1976)



STEELERS TEAM RECORDS

Most Punt Returns By Opponents

Game: 10 (12/5/93 vs. New England)
Season: 51 (1970)

Most Yardage By Punt Returns

Game: 105 (12/16/79 vs. Buffalo)
Season: 774 (1974)

Most Yardage By Punt Returns By Opponents

Game: 166 (10/24/93 at Cleveland)
Season: 678 (1993)

Most Touchdowns By Punt Returns

Game: 1 (last time Andre Hastings at Houston 9/10/95)
Season: 2 (1952)

Most Touchdowns By Punt Returns By Opponents

Game: 2 (10/24/93 at Cleveland; 11/1/59 at Chicago Cardinals)
Season: 3 (1993; 1959)

KICKOFF RETURNS

Most Kickoff Returns

Game: 8 (12/8/85 at San Diego)
Season: 74 (1988)

Most Kickoff Returns By Opponents

Game: 9 (12/8/85 at San Diego)
Season: 88 (1995)

Most Kickoff Return Yardage

Game: 266 (11/17/68 vs. Cleveland)
Season: 1,575 (1988)

Highest Kickoff Return Average (per game)

Season: 28.9 (1952)

Most Kickoff Return Yardage By Opponents

Game: 251 (9/17/67 vs. Chicago)
Season: 1,668 (1979)

Most Touchdowns By Kickoff Returns

Game: 1 (many times, last time at Baltimore 10/4/97)
Season: 2 (1988; 1952)

Most Touchdowns By Kickoff Returns By Opponents

Game: 1 (many times, last time at Baltimore 10/4/97)
Season: 2 (1988; 1952)

PENALTIES

Most Penalties

Game: 17 (10/30/77 at Baltimore)
Season: 122 (1977)

Most Penalties By Opponents

Game: 13 (11/17/85 at Houston)
Season: 112 (1981)

Most Penalties Combined, Both Teams

Game: 23 (9/20/87 at Cleveland)
Season: 219 (1984)

Fewest Penalties Combined, Both Teams

Game: 0 (11/10/40 vs. Philadelphia; 10/28/34 at Brooklyn)
Season: 98 (1941, 1962, 1965)

Most Penalty Yards

Game: 154 (9/17/89 at Cincinnati)
Season: 986 (1989)

Most Penalty Yards By Opponents

Game: 134 (10/1/95 vs. San Diego)
Season: 960 (1981)

Most Penalty Yards Combined, Both Teams

Game: 239 (10/25/70 at Oakland)
Season: 1,897 (1978)

Fewest Penalty Yards Combined, Both Teams

Game: 0 (11/10/40 vs. Philadelphia; 10/28/34 at Brooklyn)
Season: 858 (1941 - 11 games)
941 (1965 - 14 games)

FUMBLES

Most Fumbles

Game: 10 (10/9/43 vs. New York Giants)
Season: 47 (1979)

Most Fumbles By Opponents

Game: 9 (12/23/90 vs. Cleveland)
Season: 42 (1976)

Most Fumbles Lost

Game: 7 (10/14/79 at Cincinnati)
Season: 29 (1950 - 12 games)
28 (1977 - 14 games)
26 (1979 - 16 games)

Most Fumbles Lost By Opponents

Game: 8 (12/23/90 vs. Cleveland)
Season: 24 (1976)

SHUTOUTS

Most Shutouts

Season: 5 (1976)

Most Shutouts Against

Season: 6 (1934)



STEELERS TEAM RECORDS

YEAR-BY-YEAR FIRST DOWNS

Year	G	Tot.	Run	Pass	Pen.
1969	14	210	81	115	14
	14	260	101	142	17
1970	14	206	84	97	25
	14	225	91	120	14
1971	14	226	98	111	17
	14	225	81	132	12
1972	14	228	131	79	18
	14	228	79	116	24
1973	14	217	111	89	17
	14	210	95	91	24
1974	14	251	136	98	17
	14	200	87	83	30
1975	14	288	149	125	14
	14	214	91	97	26
1976	14	271	163	94	14
	14	182	69	96	17
1977	14	266	122	124	20
	14	228	80	112	36
1978	16	316	133	149	34
	16	264	105	119	40
1979	16	337	141	179	17
	16	260	95	135	30
1980	16	308	111	177	20
	16	302	101	171	30
1981	16	318	137	156	25
	16	323	114	181	28
1982	9	171	69	91	11
	9	174	49	111	14
1983	16	312	156	141	15
	16	278	100	151	27
1984	16	302	117	167	18
	16	282	87	167	28
1985	16	315	125	165	25
	16	273	105	144	24
1986	16	292	125	140	27
	16	303	97	176	30
1987	15	263	114	126	23
	15	289	94	170	25
1988	16	292	125	140	27
	16	319	110	181	28
1989	16	244	106	117	21
	16	323	112	177	34
1990	16	263	93	150	20
	16	257	102	130	25
1991	16	254	82	158	14
	16	320	98	194	28
1992	16	284	119	143	22
	16	266	99	146	21
1993	16	307	116	180	11
	16	267	74	163	30
1994	16	307	138	148	21
	16	262	76	156	30
1995	16	344	117	193	34
	16	272	67	181	24
1996	16	296	138	146	12
	16	286	80	174	32
1997	16	326	154	157	15
	16	286	80	174	32
1998	16	268	106	135	27
	16	266	88	155	23
1999	16	295	111	159	25
	16	260	92	142	26



YEAR-BY-YEAR OFFENSIVE/DEFENSIVE STATISTICS

	TOTAL OFFENSE			RUSHING			PASSING					
	Yards	Plays	Avg.	Yards	Att.	Avg.	Net	Sacks	Gross	Att/Cmp/Int	Pct.	
1969	3,626	843	4.3	1,542	400	3.9	2,084	52-374	2,458	391/176/29	45.0	
	4,401	898	4.9	1,732	455	3.8	2,669	33-304	2,973	410/227/25	55.4	
1970	3,752	844	4.4	1,715	432	4.0	2,037	28-275	2,312	384/150/32	39.1	
	3,396	906	4.4	1,679	487	3.4	2,317	26-238	2,555	393/191/23	48.6	
1971	3,882	867	4.5	1,758	416	4.2	2,124	37-322	2,446	414/214/26	51.7	
	4,248	881	4.8	1,482	440	3.4	2,766	33-294	3,060	408/235/17	57.6	
1972	4,231	853	5.0	2,520	97	5.1	1,711	32-247	1,958	324/156/12	48.1	
	3,771	896	4.2	1,715	445	3.9	2,056	40-337	2,393	411/206/28	50.1	
1973	4,070	894	4.6	2,143	555	3.9	1,927	30-230	2,157	309/140/26	45.3	
	3,324	880	3.8	1,652	488	3.8	1,672	33-251	1,923	359/164/37	45.7	
1974	4,375	950	4.6	2,417	546	4.4	1,958	18-196	2,154	386/166/21	43.0	
	3,074	863	3.6	1,608	472	3.4	1,466	52-406	1,872	339/147/25	43.4	
1975	4,887	949	5.1	2,633	581	4.5	2,254	31-290	2,544	337/191/12	56.7	
	3,661	870	4.2	1,825	431	4.2	1,836	43-358	2,194	396/183/27	46.2	
1976	4,637	957	4.8	2,971	653	4.5	1,666	27-269	1,935	277/143/12	51.6	
	3,322	866	3.8	1,457	452	3.2	1,865	41-313	2,178	373/158/22	42.4	
1977	4,645	949	4.9	2,258	581	3.9	2,387	27-245	2,632	341/173/21	50.7	
	3,692	882	4.2	1,723	493	3.5	1,969	32-285	2,254	357/157/31	44.0	
1978	4,987	1,046	4.8	2,297	641	3.6	2,690	25-271	2,961	380/212/22	55.8	
	4,168	999	4.2	1,774	513	3.5	2,394	44-361	2,755	442/221/27	50.0	
1979	6,258	1,080	5.8	2,603	561	4.6	3,655	27-222	3,877	492/272/26	55.3	
	4,270	1,035	4.1	1,709	506	3.4	2,561	49-351	2,912	480/226/27	47.1	
1980	5,554	1,033	5.4	1,986	512	3.9	3,568	37-264	3,832	484/250/24	51.7	
	5,134	1,036	5.0	1,762	486	3.6	3,372	18-145	3,517	532/280/26	52.6	
1981	5,598	1,042	5.4	2,372	554	4.3	3,226	27-231	3,457	461/247/19	53.6	
	5,652	1,084	5.2	1,869	500	3.7	3,783	40-325	4,107	542/302/30	55.7	
1982	2,970	583	5.1	1,187	289	4.1	1,783	19-139	1,922	275/141/16	51.3	
	2,874	599	4.8	762	236	3.2	2,112	34-273	2,385	329/176/17	53.5	
1983	5,014	1,075	4.7	2,610	614	4.3	2,404	52-350	2,754	409/211/23	51.6	
	4,728	1,006	4.7	1,833	509	3.6	2,895	50-361	3,256	447/238/28	53.2	
1984	5,420	1,052	5.2	2,179	574	3.8	3,241	35-278	3,519	443/240/25	54.2	
	4,916	1,016	4.8	1,617	454	3.6	3,299	47-390	3,689	515/299/31	58.1	
1985	5,350	1,085	4.9	2,177	541	4.0	3,173	33-224	3,397	512/254/27	49.6	
	4,659	989	4.7	1,876	470	4.0	2,783	36-305	3,088	484/287/20	59.3	
1986	4,811	1,075	4.5	2,223	564	3.9	2,588	20-159	2,747	491/238/20	48.5	
	5,252	1,049	5.0	1,872	470	4.0	3,380	43-289	3,669	536/311/20	58.0	
1987	4,410	973	4.5	2,144	517	4.1	2,266	27-198	2,464	429/198/25	46.2	
	4,920	962	5.1	1,610	455	3.5	3,100	26-196	3,506	481/290/27	60.3	
1988	5,204	1,030	5.1	2,228	499	4.5	2,976	42-331	3,307	489/226/20	46.2	
	5,805	1,067	5.4	1,864	516	3.6	3,941	19-145	4,086	532/309/20	58.1	
1989	3,996	955	4.2	1,818	500	3.6	2,178	51-484	2,662	404/210/13	52.0	
	5,549	1,077	5.2	2,008	498	4.0	3,541	31-180	3,721	548/290/21	52.9	
1990	4,525	897	5.0	1,880	456	4.1	2,645	33-242	2,887	408/237/15	58.1	
	4,115	940	4.4	1,615	446	3.6	2,500	32-228	2,728	460/236/24	51.3	
1991	4,581	915	5.0	1,627	394	4.1	2,954	45-359	3,313	476/259/16	54.4	
	5,168	1,039	5.0	1,582	466	3.4	3,586	38-257	3,843	535/334/19	62.4	
1992	4,906	989	5.0	2,156	518	4.2	2,750	40-296	3,046	431/249/14	57.8	
	4,658	949	4.9	1,841	435	4.2	2,817	36-248	3,065	478/252/22	52.7	
1993	5,235	1,079	4.9	2,003	491	4.1	3,232	48-374	3,606	540/299/12	55.4	
	4,531	962	4.7	1,368	399	3.4	3,163	42-277	3,440	521/277/24	53.2	
1994	5,144	1,048	4.9	2,180	546	4.0	2,964	39-283	3,247	463/266/9	57.5	
	4,326	1,008	4.3	1,452	421	3.5	2,874	55-382	3,256	532/280/17	52.6	
1995	5,769	1,110	5.2	1,852	494	3.7	3,917	24-176	4,093	592/348/21	58.8	
	4,561	943	4.8	1,321	370	3.6	3,240	42-272	3,512	531/314/22	59.1	
1996	5,140	1,002	5.1	2,299	525	4.4	2,841	21-149	2,990	456/246/19	53.9	
	4,362	1,009	4.3	1,415	411	3.4	2,947	51-369	3,316	547/322/23	58.9	
1997	5,542	1,058	5.2	2,479	572	4.3	3,063	20-152	3,215	466/253/19	54.3	
	4,705	1,005	4.7	1,318	403	3.3	3,387	48-294	3,681	554/295/20	53.2	
1998	4,586	1,014	4.5	2,034	490	4.2	2,552	35-229	2,781	489/274/20	56.0	
	4,963	1,002	5.0	1,642	479	3.4	3,321	41-238	3,559	482/268/16	55.6	
1999	4,874	1,067	4.6	1,991	495	4.0	2,883	37-235	3,118	535/301/18	56.3	
	4,878	953	5.1	1,958	450	4.4	2,920	40-247	3,167	463/245/14	52.9	

- Steelers



MISCELLANEOUS OFFENSIVE/DEFENSIVE STATISTICS

Year	Punt-Avg.	Pen-Yds.	Fum-Lost	Tot Pts.	TD	Run	Pass	Ret.	PATs	FGs	T.O.P.
1969	65-40.1	67-659	36-20	218	26	8	17	1	26/26	12/25	
	65-40.1	74-772	25-16	404	50	17	27	6	49/50	17/25	
1970	78-44.2	82-835	30-16	210	26	13	12	1	24/26	10/28	
	85-41.9	76-790	29-15	272	32	8	21	3	29/32	15/32	
1971	79-43.9	88-898	37-16	246	28	10	15	3	27/28	17/27	
	77-41.5	81-784	27-18	292	32	13	16	3	30/32	22/35	
1972	66-43.6	81-728	27-14	343	37	22	12	3	35/37	28/41	
	74-40.3	77-712	37-20	175	18	6	9	3	17/18	15/27	
1973	62-41.1	84-817	36-14	347	37	12	20	5	36/37	29/43	
	75-42.4	86-757	41-18	210	22	8	11	3	21/21	19/29	
1974	78-39.0	104-978	33-19	305	35	19	12	4	33/35	20/29	
	91-41.2	76-575	38-22	189	22	7	14	1	21/22	12/17	
1975	69-39.4	89-756	34-23	373	46	22	21	3	44/46	17/21	
	90-40.1	85-700	22-10	162	19	8	9	2	15/19	11/18	
1976	76-39.2	111-836	40-19	342	43	33	10	0	40/43	14/26	
	94-37.4	80-637	42-24	138	14	5	9	0	13/14	14/24	
1977	73-36.3	122-973	41-28	283	37	20	17	0	34/37	9/14	
	79-40.3	82-784	28-13	243	29	9	16	4	27/29	14/21	
1978	66-40.0	108-943	35-17	356	46	16	28	2	44/45	12/26	
	82-39.4	106-954	33-21	195	22	11	10	1	21/22	14/26	
1979	68-40.2	108-866	47-26	416	52	25	26	1	50/52	18/30	
	100-40.0	95-744	32-15	262	31	9	19	3	28/31	16/26	
1980	66-40.2	111-933	38-18	352	42	15	26	1	39/42	19/28	
	73-40.7	93-806	23-14	313	37	9	25	3	34/37	19/29	
1981	84-43.3	97-840	39-22	356	47	21	25	1	38/46	12/17	
	78-42.1	112-960	31-16	297	35	10	22	3	33/35	18/33	
1982	49-40.4	59-459	18-9	204	25	7	17	1	22/23	10/12	
	53-38.1	44-345	17-8	146	17	5	12	0	17/17	9/14	
1983	80-41.9	99-836	42-20	355	39	17	15	7	38/39	27/31	
	88-41.1	96-782	34-17	303	37	14	19	4	36/37	15/20	
1984	70-41.2	112-948	40-15	387	45	13	25	7	45/45	24/32	30:33
	90-42.4	107-945	30-11	310	35	12	19	4	34/35	22/28	29:27
1985	79-39.1	85-665	31-9	379	40	14	23	3	40/40	33/42	30:52
	86-40.9	89-679	34-15	355	43	19	18	6	40/41	19/25	29:08
1986	89-38.7	105-876	28-16	307	35	18	16	1	32/34	21/32	29:45
	82-39.0	107-876	31-13	336	39	10	22	7	36/38	22/39	30:15
1987	82-40.2	105-801	37-8	285	31	11	13	7	31/31	22/29	29:44
	70-39.2	95-771	41-17	299	34	8	22	4	31/34	20/26	30:16
1988	71-41.5	99-803	40-19	336	36	17	15	4	34/36	28/36	28:31
	67-40.7	79-705	35-13	421	49	20	25	4	47/49	26/32	31:29
1989	83-40.6	116-986	32-18	265	29	17	10	2	28/29	21/30	28:50
	69-40.5	96-785	40-21	326	38	16	17	5	37/38	19/27	31:10
1990	66-37.2	110-928	40-17	292	33	11	20	2	32/33	20/25	30:06
	64-40.9	89-719	33-18	240	26	13	9	4	26/26	18/28	29:54
1991	75-39.9	116-933	37-14	292	32	8	20	4	31/31	23/33	27:06
	65-41.6	84-685	27-11	344	38	14	21	3	38/38	26/41	32:55
1992	74-42.1	106-941	28-18	299	31	13	15	3	29/31	28/36	32:05
	74-42.0	104-814	34-21	225	24	6	15	3	24/24	19/28	27:55
1993	89-42.5	100-861	28-15	308	32	13	16	3	32/32	28/30	32:15
	82-43.9	77-652	37-14	281	30	6	16	8	29/30	24/29	27:45
1994	97-39.7	119-974	18-8	316	35	15	17	3	32/32	24/29	31:58
	97-42.2	91-763	31-14	234	23	7	12	4	22/22	24/29	28:02
1995	59-40.1	109-839	24-13	407	44	17	21	6	39/39	34/41	32:36
	85-43.3	101-931	30-12	327	37	9	24	4	34/34	23/25	27:24
1996	72-40.7	84-665	27-14	344	39	18	15	6	37/37	23/30	30:08
	86-43.8	97-746	28-17	257	27	7	17	3	26/26	21/26	29:52
1997	64-42.6	95-861	25-14	372	44	19	22	3	40/40	22/25	32:05
	66-42.5	90-708	26-14	307	31	5	24	1	26/26	21/26	29:52
1998	82-43.5	79-690	18-12	263	26	8	13	5	23/23	26/32	30:20
	76-45.8	106-854	28-13	303	30	8	17	5	23/24	32/41	29:40
1999	84-45.2	119-945	19-7	317	35	14	19	2	30/31	25/29	31:28
	92-40.6	101-813	29-14	320	36	10	20	6	34/35	20/26	28:32

- Steelers



YEAR-BY-YEAR LEADERS

RUSHING

Year	Player	Att.	Yards	Avg.	LG	TDs
1934	WARREN HELLER	132	528	4.0	—	—
1935	ART STRUTT	92	323	3.5	—	1
1936	WARREN HELLER	106	322	3.0	—	3
1937	JOHN KARCIS	128	511	4.0	—	3
1938	BYRON WHITE (rookie)	152	567#	3.7	—	4
1939	BOYD BRUMBAUGH	111	343	3.1	—	3
1940	LOU TOMASETTI	68	246	3.6	—	2
1941	DICK RIFFLE	109	388	3.6	54	1
1942	BILL DUDLEY (rookie)	162	696#	4.3	42	5
1943	JACK HINKLE	116	571	4.9	—	4
1944	JOHN GRIGAS	185	610	3.2	—	3
1945	BUIST WARREN	96	285	3.0	75	2
1946	BILL DUDLEY	146	604#	4.1	42	3
1947	JOHNNY CLEMENT	129	670	5.2	43	4
1948	BOB CIFERS	112	361	3.2	21	1
1949	JERRY NUZUM	139	611	4.4	64	5
1950	JOE GERI	188	705	3.8	45	2
1951	FRAN ROGEL	109	385	3.5	51	3
1952	RAY MATHEWS	66	315	4.7	36	0
1953	FRAN ROGEL	137	527	3.8	58	2
1954	FRAN ROGEL	111	415	3.8	16	1
1955	FRAN ROGEL	168	588	3.5	19	2
1956	FRAN ROGEL	131	476	3.6	40	2
1957	BILLY WELLS	154	532	3.5	51	0
1958	TOM TRACY	169	714	4.2	64	5
1959	TOM TRACY	199	794	4.0	51	3
1960	TOM TRACY	192	680	3.4	28	5
1961	JOHN HENRY JOHNSON	213	787	3.9	44	6
1962	JOHN HENRY JOHNSON	251	1,141	4.5	40	7
1963	JOHN HENRY JOHNSON	186	775	4.2	48	4
1964	JOHN HENRY JOHNSON	235	1,048	4.7	45	7
1965	DICK HOAK	131	426	3.2	42	5
1966	BILL ASBURY	169	544	3.3	45	7
1967	DON SHY (rookie)	99	341	3.4	33	4
1968	DICK HOAK	175	858	4.9	77 t	3
1969	DICK HOAK	151	531	3.5	13	2
1970	JOHN FUQUA	138	691	5.0	85	7
1971	JOHN FUQUA	155	625	4.0	30	4
1972	FRANCO HARRIS (rookie)	188	1,055	5.6*	75 t	10
1973	FRANCO HARRIS	188	698	3.7	35	3
1974	FRANCO HARRIS	208	1,006	4.8	54	5
1975	FRANCO HARRIS	262	1,246	4.8	36	10
1976	FRANCO HARRIS	289	1,128	3.9	30	14*
	ROCKY BLEIER	220	1,036	4.7	28	5
1977	FRANCO HARRIS	300	1,162	3.9	61 t	11
1978	FRANCO HARRIS	310	1,082	3.5	37	8
1979	FRANCO HARRIS	261	1,186	4.4	71	11
1980	FRANCO HARRIS	208	789	3.8	26	4
1981	FRANCO HARRIS	242	987	4.1	50	8
1982	FRANCO HARRIS	140	604	4.3	21	2
1983	FRANCO HARRIS	279	1,007	3.6	19	5
1984	FRANK POLLARD	213	851	4.0	52	6
1985	FRANK POLLARD	233	991	4.3	56	3
1986	EARNEST JACKSON	216	910	4.2	31	5
1987	EARNEST JACKSON	180	696	3.9	39	1
1988	MERRIL HOGE	170	705	4.1	20	3
1989	TIM WORLEY (rookie)	195	770	3.9	38	5
1990	MERRIL HOGE	203	772	3.8	41 t	7
1991	MERRIL HOGE	165	610	3.7	24	2
1992	BARRY FOSTER	390*#	1,690*†	4.3	69	11†
1993	LEROY THOMPSON	205	763	3.7	36	3
1994	BARRY FOSTER	216	851	3.9	29 t	5
1995	ERRIC PEGRAM	213	813	3.8	38	5
1996	JEROME BETTIS	320	1,431	4.5	50 t	11
1997	JEROME BETTIS	375	1,665	4.4	34	7
1998	JEROME BETTIS	316	1,185	3.8	42	3
1999	JEROME BETTIS	299	1,091	3.6	35	7

TOTAL YARDS FROM SCRIMMAGE

Year	Player	Total Yards	Rush. Yards	Rec. Yards
1947	JOHNNY CLEMENT	676	670	6
1948	VAL JANSANTE	620	3	623
1949	JERRY NUZUM	692	611	81
1950	JOE GERI	738	705	33
1951	LYNN CHANDNOIS	822	332	490



YEAR-BY-YEAR LEADERS

TOTAL YARDS FROM SCRIMMAGE (cont.)

Year	Player	Total Yards	Rush. Yards	Rec. Yards
1952	ELBIE NICKEL	884	0	884
1953	LYNN CHANDNOIS	882	470	412
1954	RAY MATHEWS	894	242	652
1955	RAY MATHEWS	949	187	762
1956	FRAN ROGEL	564	476	88
1957	JACK McCLAIREN	630	0	630
1958	TOM TRACY	1,249	714	535
1959	TOM TRACY	1,067	794	273
1960	TOM TRACY	1,025	680	345
1961	JOHN HENRY JOHNSON	1,111	787	324
1962	JOHN HENRY JOHNSON	1,367	1,141	226
1963	BUDDY DIAL	1,295	0	1,295
1964	JOHN HENRY JOHNSON	1,117	1,048	69
1965	GARY BALLMAN	905	46	859
1966	ROY JEFFERSON	808	36	772
1967	J.R. WILBURN	767	0	767
1968	ROY JEFFERSON	1,131	57	1,074
1969	ROY JEFFERSON	1,125	46	1,079
1970	FRENCHY FUQUA	980	691	289
1971	FRENCHY FUQUA	1,052	625	427
1972	FRANCO HARRIS (rookie)	1,235	1,055	180
1973	FRANCO HARRIS	767	698	69
1974	FRANCO HARRIS	1,206	1,006	200
1975	FRANCO HARRIS	1,460	1,246	214
1976	ROCKY BLEIER	1,330	1,036	294
1977	FRANCO HARRIS	1,224	1,162	62
1978	FRANCO HARRIS	1,226	1,082	144
1979	FRANCO HARRIS	1,477	1,186	291
1980	FRANCO HARRIS	985	789	196
1981	FRANCO HARRIS	1,237	987	250
1982	FRANCO HARRIS	853	604	249
1983	FRANCO HARRIS	1,285	1,007	278
1984	JOHN STALLWORTH	1,395	0	1,395 *
1985	FRANK POLLARD	1,241	991	250
1986	WALTER ABERCROMBIE	1,272	877	395
1987	EARNEST JACKSON	1,248	696	52
1988	MERRIL HOGE	1,192	705	487
1989	LOUIS LIPPS	1,124	180	944
1990	MERRIL HOGE	1,114	772	342
1991	MERRIL HOGE	989	610	379
1992	BARRY FOSTER	2,034 *	1,690 *	344
1993	LEROY THOMPSON	1,022	763	259
1994	BYRON "BAM" MORRIS (rookie)	1,040	836	204
1995	YANCEY THIGPEN	1,308	1	1,307
1996	JEROME BETTIS	1,553	1,431	122
1997	JEROME BETTIS	1,775	1,665	110
1998	JEROME BETTIS	1,275	1,185	90
1999	JEROME BETTIS	1,201	1,091	110

PASSING

Year	Player	Att.	Comp.	Yards	TDs	Ints	Rtg.
1934	WARREN HELLER	112	31	511	—	15	—
1935	WARREN HELLER	41	9	88	—	—	—
1936	ED MATESEC	138	64	850	—	16	—
1937	ED FISKE	43	17	318	—	4	—
1938	FRANK FILCHOK (rookie)	101	41	469	—	11	—
1939	HUGH McCULLOUGH (rookie)	100	32	443	2	12	14.3
1940	BILL PATTERSON	117	34	529	—	15	—
1941	BOYD BRUMBAUGH	41	13	260	2	8	31.7
1942	BILL DUDLEY (rookie)	94	35	438	2	5	37.4
1943	ROY ZIMMERMAN	124	43	846	9	17	44.2
1944	JOHNNY GRIGAS	131	50	690	6	21	31.6
1945	BUIST WARREN	92	36	368	0	10	11.8
1946	BILL DUDLEY	90	32	452	2	9	20.3
1947	JOHNNY CLEMENT	123	52	1,004	7	9	59.9
1948	RAY EVANS	137	64	924	5	17	41.9
1949	JOE GERI (rookie)	77	31	554	5	5	60.2
1950	JOE GERI	113	41	866	6	15	42.3
1951	CHUCK ORTMANN (rookie)	139	56	671	3	13	24.0
1952	JIM FINKS	336	158	2,307	20 #	19	66.1
1953	JIM FINKS	292	131	1,484	8	14	49.7
1954	JIM FINKS	306	164	2,003	14	19	63.6
1955	JIM FINKS	344	165	2,270	10	26 *	47.6
1956	TED MARCHIBRODA	275	124	1,585	12	19	49.6
1957	EARL MORRALL	289	139	1,900	11	12	64.7

YEAR-BY-YEAR LEADERS

PASSING (cont.)

Year	Player	Att.	Comp.	Yards	TDs	Ints	Rtg.
1958	BOBBY LAYNE	268	133	2,339	14	12	78.4
1959	BOBBY LAYNE	297	142	1,986	20	21	62.6
1960	BOBBY LAYNE	209	103	1,814	13	17	66.3
1961	RUDY BUKICH	156	89	1,253	11	16	67.2
1962	BOBBY LAYNE	233	116	1,686	9	17	56.3
1963	ED BROWN	362	168	2,982	21	20	71.5
1964	ED BROWN	272	121	1,990	12	19	55.2
1965	BILL NELSEN	270	121	1,917	8	17	52.8
1966	RON SMITH	181	79	1,249	8	12	54.4
1967	KENT NIX	268	136	1,587	8	19	49.5
1968	DICK SHINER	304	148	1,856	18	17	64.5
1969	DICK SHINER	209	97	1,422	7	10	60.4
1970	TERRY BRADSHAW (rookie)	218	83	1,410	6	24	30.6
1971	TERRY BRADSHAW	373	203	2,259	13	22	59.8
1972	TERRY BRADSHAW	308	147	1,887	12	12	64.1
1973	TERRY BRADSHAW	180	89	1,183	10	15	54.7
1974	JOE GILLIAM	212	96	1,274	4	8	55.4
	TERRY BRADSHAW	148	67	785	7	8	55.1
1975	TERRY BRADSHAW	286	165	2,055	18	9	87.8*
1976	TERRY BRADSHAW	192	92	1,177	10	9	65.3
1977	TERRY BRADSHAW	314	162	2,523	17	19	71.2
1978	TERRY BRADSHAW	368	207	2,915†	28*	20	84.8
1979	TERRY BRADSHAW	472	259	3,724*	26	25	77.0
1980	TERRY BRADSHAW	424	218	3,339	24	22	75.1
1981	TERRY BRADSHAW	370	201	2,887	22	14	84.0
1982	TERRY BRADSHAW	240	127	1,768	17	11	81.4
1983	CLIFF STOUTD	381	197	2,553	12	21	60.8
1984	MARK MALONE	272	147	2,137	16	17	73.3
1985	MARK MALONE	233	117	1,428	13	7	75.6
1986	MARK MALONE	425	216	2,444	15	18	62.6
1987	MARK MALONE	336	156	1,896	6	19	46.5
1988	BUBBY BRISTER	370	175	2,634	11	14	65.3
1989	BUBBY BRISTER	342	187	2,365	9	10	73.1
1990	BUBBY BRISTER	387	223	2,725	20	14	81.6
1991	NEIL O'DONNELL	286	156	1,963	11	7	78.8
	BUBBY BRISTER	190	103	1,350	9	9	72.9
1992	NEIL O'DONNELL	313	185	2,283	13	9	83.6
1993	NEIL O'DONNELL	486*	270*	3,208	14	7	79.5
1994	NEIL O'DONNELL	370	212	2,443	13	9	78.9
1995	NEIL O'DONNELL	416	246	2,970	17	7	87.7
1996	MIKE TOMCZAK	401	222	2,767	15	17	71.8
1997	KORDELL STEWART	440	236	3,020	21	17	75.2
1998	KORDELL STEWART	458	252	2,560	11	18	62.9
1999	MIKE TOMCZAK	258	139	1,625	12	8	75.8

PASS RECEIVING

Year	Player	No.	Yards	Avg.	LG	TDs
1934	BEN SMITH	12	190	15.8	—	0
1935	JIM LEVEY	11	112	10.2	—	2
1936	WILBUR SORTET	14	197	14.1	—	1
1937	JOHNNY BLOOD	10	168	16.8	—	4
1938	BILL DAVIDSON	12	229	19.1	—	0
1939	SAM BOYD (rookie)	21	423	20.1	—	2
1940	GEORGE PIATUKAS	15	290	19.3	—	2
1941	DON LOONEY	10	186	18.6	66	1
1942	WALT KICHEFSKI	15	189	12.6	26	0
1943	TONY BOVA	17	419	24.7	51	5
1944	ED RUCINSKI	22	284	12.9	40	1
1945	TONY BOVA	15	220	14.7	52	0
1946	VAL JANSANTE	10	136	13.6	34	1
1947	VAL JANSANTE	35	599	17.1	46	5
1948	VAL JANSANTE	39	623	16.0	66	3
1949	VAL JANSANTE	29	445	15.3	47	4
1950	VAL JANSANTE	26	353	13.6	40	0
1951	HANK MINARIK (rookie)	35	459	13.1	37	9
1952	ELBIE NICKEL	55	884	16.1	54	9
1953	ELBIE NICKEL	62	743	12.0	40	4
1954	RAY MATHEWS (RB)	44	652	14.8	78	6
1955	RAY MATHEWS (RB)	42	762	18.1	61	6
1956	RAY MATHEWS (RB)	31	540	17.4	64	5
1957	JACK McCLAIREN	46	630	13.7	48	2
1958	JIMMY ORR	33	910	27.6	78	7
1959	JIMMY ORR	35	604	17.3	43	5
1960	BUDDY DIAL	40	972	24.3	70	9



YEAR-BY-YEAR LEADERS

PASS RECEIVING (cont.)

Year	Player	No.	Yards	Avg.	LG	TDs
1961	BUDDY DIAL	53	1,047	19.8	88	12*
1962	BUDDY DIAL	50	981	19.6	62	6
1963	BUDDY DIAL	60	1,295	21.6	83	9
1964	GARY BALLMAN (RB)	47	935	19.9	47	7
1965	GARY BALLMAN (RB)	40	859	21.5	88	5
1966	JOHN HILTON (TE)	46	603	13.1	32	4
1967	J.R. WILBURN	51	767	15.0	66	5
1968	ROY JEFFERSON	58	1,074	18.5	62	11
1969	ROY JEFFERSON	67	1,079	16.1	63	9
1970	RON SHANKLIN (rookie)	30	691	23.0	81	4
1971	RON SHANKLIN	49	652	13.3	42	6
	JOHN FUQUA (RB)	49	427	8.7	40	1
1972	RON SHANKLIN	38	669	17.6	57	3
1973	RON SHANKLIN	30	711	23.7	67	10
1974	FRANK LEWIS	30	365	12.2	31	4
1975	LYNN SWANN	49	781	15.9	43	11
1976	LYNN SWANN	28	576	20.6	47	3
1977	LYNN SWANN	50	789	15.8	47	7
1978	LYNN SWANN	61	880	14.4	62	11
1979	JOHN STALLWORTH	70	1,183	16.9	65†	8
1980	LYNN SWANN	44	710	16.1	68†	7
1981	JOHN STALLWORTH	63	1,098	17.4	55	5
1982	FRANCO HARRIS (RB)	31	249	8.0	20	0
1983	CALVIN SWEENEY	39	577	14.8	42	5
1984	JOHN STALLWORTH	80	1,395*	17.4	51	11
1985	JOHN STALLWORTH	75	937	12.5	41	5
1986	WALTER ABERCROMBIE (RB)	47	395	8.4	27	2
1987	JOHN STALLWORTH	41	521	12.7	45	2
1988	LOUIS LIPPS	50	973	19.5	89†	5
	MERRIL HOGE (RB)	50	487	9.7	40	3
1989	LOUIS LIPPS	50	944	18.9	79†	5
1990	LOUIS LIPPS	50	682	13.6	37	3
1991	LOUIS LIPPS	55	671	12.2	35	2
1992	JEFF GRAHAM	49	711	14.5	51	1
1993	ERIC GREEN (TE)	63+	942+	15.0	71†	5
1994	JOHN L. WILLIAMS	51†	378	7.4	23	2
1995	YANCEY THIGPEN	85*	1,307	15.4	43	5
1996	ANDRE HASTINGS	72	739	10.3	38	6
1997	YANCEY THIGPEN	79	1,398	17.7	69†	7
1998	COURTNEY HAWKINS	66	751	11.4	53	1
1999	TROY EDWARDS (rookie)	61	714	11.7	41	5
	HINES WARD	61	638	10.5	42	7

SCORING

Year	Player	TDs	PATs	FGs	TP
1935	ARMAND NICCOLAI	0	10	6	28
1936	ARMAND NICCOLAI	0	7	7	28
1937	JOHNNY "BLOOD" MCNALLY	5	0	0	30
1938	BYRON WHITE (rookie)/BILL SORTET	4	0	0	24
1939	ARMAND NICCOLAI	0	15	3	24
1940	ARMAND NICCOLAI	0	6	6	24
1941	ART JONES	5	0	0	30
1942	BILL DUDLEY (rookie)	6	0	0	36
1943	ERNIE STEELE/BOB THURBON	6	0	0	36
1944	BOB THURBON	5	0	0	30
1945	BILL DUDLEY	3	2	0	20
1946	BILL DUDLEY	5	12	2	48
1947	STEVE LACH	9	0	0	54
1948	JOE GLAMP	3	26	4	56
1949	JOE GERI (rookie)	5	12	1	45
1950	JOE GERI	3	22	8	64
1951	JOE GERI	4	22	7	67
1952	ELBIE NICKEL	9	0	0	54
1953	NICK BOLKOVAC	1	27	4	45
1954	RAY MATHEWS	8	0	0	48
1955	RAY MATHEWS	7	0	0	42
1956	ELBIE NICKEL/LYNN CHANDNOIS	5	0	0	30
1957	EARL GIRARD	4	2	1	29
1958	TOM MINER	0	31	14	73
1959	BOBBY LAYNE	2	32	11	77
1960	TOM TRACY	9	0	3	63
1961	BUDDY DIAL	12	0	0	72



YEAR-BY-YEAR LEADERS

SCORING (cont.)

Year	Player	TDs	PATs	FGs	TP
1962	LOU MICHAELS	0	32	26	110
1963	LOU MICHAELS	0	32	21	95
1964	MIKE CLARK	0	28	13	67
1965	MIKE CLARK	0	19	11	52
1966	MIKE CLARK	0	34	21	97
1967	MIKE CLARK	0	35	12	71
1968	ROY JEFFERSON	12	0	0	72
1969	GENE MINGO	0	26	12	62
1970	JOHN FUQUA	9	0	0	54
1971	ROY GERELA	0	27	17	78
1972	ROY GERELA	0	35	28	119
1973	ROY GERELA	0	36	29	123+
1974	ROY GERELA	0	33	20	93+
1975	ROY GERELA	0	44	17	95
1976	FRANCO HARRIS	14	0	0	84
1977	FRANCO HARRIS	11	0	0	66
1978	ROY GERELA	0	44	17	95
1979	MATT BAHR (rookie)	0	50*	18	104
1980	MATT BAHR	0	39	19	96
1981	DAVE TROUT (rookie)	0	38	12	74
1982	GARY ANDERSON (rookie)	0	22	10	52
1983	GARY ANDERSON	0	38	27	119+
1984	GARY ANDERSON	0	45	24	117+
1985	GARY ANDERSON	0	40	33#	139+
1986	GARY ANDERSON	0	32	21	95
1987	GARY ANDERSON	0	21	22	87
1988	GARY ANDERSON	0	34	28	118
1989	GARY ANDERSON	0	28	21	91
1990	GARY ANDERSON	0	32	20	92
1991	GARY ANDERSON	0	31	23	100
1992	GARY ANDERSON	0	29	28	113
1993	GARY ANDERSON	0	32	28	116
1994	GARY ANDERSON	0	32	24	104
1995	NORM JOHNSON	0	39	34*	141++
1996	NORM JOHNSON	0	37	23	106
1997	NORM JOHNSON	0	40	22	106
1998	NORM JOHNSON	0	21	26	99
1999	KRIS BROWN (rookie)	0	30	25	105

INTERCEPTIONS

Year	Player	No.	Yards	LG	TDs
1946	BILL DUDLEY	10#	242	80t	1
1947	TONY COMPAGNO	4	168	64t	2*
	WALT SLATER	4	38	38	0
1948	TONY COMPAGNO	7t	79	82t	1
1949	HOWARD HARTLEY	6	63	41	0
1950	HOWARD HARTLEY	5	84	38	0
1951	HOWARD HARTLEY	10	69	23	0
1952	JACK BUTLER	7	168	41	0
1953	JACK BUTLER	9	147	28	1
1954	PAUL CAMERON (rookie)	7	118	32	0
1955	RICHIE McCABE (rookie)	3	29	25	0
1956	JACK BUTLER	6	113	34	0
1957	JACK BUTLER	10	85	20	0
1958	JACK BUTLER	9	81	19	0
1959	DEAN DERBY	7	127	24	0
1960	DICK MOEGLE	6	49	31	0
1961	JOHN SAMPLE	8	141	42	0
1962	CLENDON THOMAS	7	48	15	0
1963	CLENDON THOMAS	8	122	32	0
1964	BRADY KEYS	2	11	11	0
	DICK HALEY	2	11	8	0
	WILLIE DANIEL	2	4	4	0
1965	JIM BRADSHAW	5	117	82t	1
1966	MARV WOODSON	4	91	56t	1
1966	JIM BRADSHAW	4	82	28	1
	BRADY KEYS	4	0	0	0
1967	MARV WOODSON	7	49	24	0
1968	PAUL MARTHA	3	43	23	0
	RAY MAY	3	31	25t	1
	MARV WOODSON	3	23	12	0
1969	BOB HOHN	5	64	24	0
	PAUL MARTHA	5	37	15	0
1970	LEE CALLAND	7	38	21	0



YEAR-BY-YEAR LEADERS

INTERCEPTIONS (cont.)

Year	Player	No.	Yards	LG	TDs
1971	JOHN ROWSER	4	94	70t	1
1972	JACK HAM	7	83	32t	1
1973	MIKE WAGNER	8	134	38	0
1974	GLEN EDWARDS	5	153	59	1
	J.T. THOMAS	5	22	14	0
	JACK HAM	5	13	10	0
1975	MEL BLOUNT	11#	121	47	0
1976	GLEN EDWARDS	6	95	55	0
	MEL BLOUNT	6	75	28	0
1977	MEL BLOUNT	6	65	37	0
1978	TONY DUNGY	6	95	65	0
1979	JACK LAMBERT	6	29	23	0
1980	DONNIE SHELL	7	135	67	0
1981	MEL BLOUNT	6	106	50t	1
	JACK LAMBERT	6	76	31	0
1982	DWAYNE WOODRUFF	5	53	30	0
	DONNIE SHELL	5	27	18	0
1983	RICK WOODS	5	53	31	0
	DONNIE SHELL	5	18	18	0
1984	DONNIE SHELL	7	71	52t	1
1985	DWAYNE WOODRUFF	5	80	33	0
1986	LUPE SANCHEZ	3	71	67t	1
	ERIC WILLIAMS	3	44	25	0
	DONNIE SHELL	3	29	17	0
	RICK WOODS	3	26	23	0
	HARVEY CLAYTON	3	18	14	0
	BRYAN HINKLE	3	7	6	0
1987	DWAYNE WOODRUFF	5	91	33t	1
1988	DWAYNE WOODRUFF	4	109	78t	1
	ROD WOODSON	4	98	29	0
1989	DWAYNE WOODRUFF	4	57	35	0
1990	ROD WOODSON	5	67	34	0
1991	THOMAS EVERETT	4	53	27	0
1992	DARREN PERRY (rookie)	6	69	34	0
1993	ROD WOODSON	8	138	63t	1
1994	DARREN PERRY	7	112	42	0
1995	WILLIE WILLIAMS	7†	122	63t	1
1996	ROD WOODSON	6	121	43t	1
1997	DONNELL WOOLFORD	4	91	34	0
	DARREN PERRY	4	77	42	0
1998	DEWAYNE WASHINGTON	5	178	78t	2
1999	SCOTT SHIELDS (rookie)	4	75	25	0
	DEWAYNE WASHINGTON	4	1	1	0

QUARTERBACK SACKS

Year	Player	No.	Year	Player	No.
1972	JOE GREENE	11.0	1985	KEITH WILLIS	5.5
1973	L.C. GREENWOOD	8.5	1986	KEITH WILLIS	12.0
1974	ERNE HOLMES	11.5	1987	MIKE MERRIWEATHER	5.5
1975	ERNE HOLMES	8.5	1988	TIM JOHNSON	4.0
1976	JOE GREENE	6.0	1989	GREG LLOYD	7.0
1977	STEVE FURNESS	8.5	1990	GERALD WILLIAMS	6.0
1978	L.C. GREENWOOD	9.0	1991	JERROL WILLIAMS	9.0
1979	L.C. GREENWOOD	7.0	1992	GREG LLOYD	6.5
	STEVE FURNESS	7.0	1993	KEVIN GREENE	12.5
1980	L.C. GREENWOOD	5.0	1994	KEVIN GREENE	14.0
1981	GARY DUNN	8.0	1995	KEVIN GREENE	9.0
1982	TOM BEASLEY	6.0	1996	CHAD BROWN	13.0
	GARY DUNN	6.0	1997	CARNELL LAKE	6.0
1983	KEITH WILLIS	14.0	1998	JASON GILDON	11.0
1984	MIKE MERRIWEATHER	15.0*	1999	JASON GILDON	8.5

† AFC Leader

+ Team record for TE

° Tied for NFL lead

‡ Team record for RB


\$ Tied for AFC lead

NFL leader

* Team record



Steelers Stadium: 2001



Spectacular Vista to Downtown Skyline

Spacious Club Lounges



Stadium Timeline

June 18, 1999—Groundbreaking
January 2000—Steel Construction Began
May 2000—Masonry Work Began
October 2000—

Completion of Steel Construction
October 2000—Stadium Seating Installation
August 2001—Stadium Opening



Steelers Stadium Fact Sheet

Seating Capacity:	65,000 seats*
Club Seating:	6,600
Luxury Suites:	1,500 (122 suites)
Building Square Footage:	1.49 million sq. ft.
Design Features:	South Plaza Great Hall- retail/entertainment area Horseshoe shaped stadium with south end open and on axis with Point State Park
Club Lounges:	One on each of the east and west sidelines, each designed as a three story atrium space with a large bar, beverage kiosks, specialty food stands and a video wall Lounges convert into banquet space for large and small gatherings
Playing Field:	
Natural Grass Playing Surface:	2.04 acres (excluding warning track)
Sideline to First Row Spectator:	60 feet
End Zone to First Row Spectator:	25 feet
Concessions:	
Number of Concession Stands:	32
Retail Stores:	Team Store (future)
Number of Novelty Stands:	9 novelty stands
Locker Rooms (lockers):	
Steelers:	6,000 square feet (60 lockers)
Panthers:	4,600 square feet (95 lockers)
Visiting NFL Lockers:	2,600 square feet (60 lockers)
Visiting College Lockers	2,600 square feet (60 lockers)
Audio/Video:	
Television Sets:	more than 400
Video Walls:	2
Scoreboard Video Display:	48 feet x 27 feet minimum 96 feet x 27 feet expansion capabilities



NOTES

1999 FINAL NFL REGULAR-SEASON STANDINGS

AMERICAN FOOTBALL CONFERENCE



Eastern Division

	W	L	T	Pct.	Pts.	OP
Indianapolis *	13	3	0	.813	423	333
Buffalo #	11	5	0	.688	320	229
Miami #	9	7	0	.563	326	336
New York Jets	8	8	0	.500	308	309
New England	8	8	0	.500	299	284

Central Division

	W	L	T	Pct.	Pts.	OP
Jacksonville *	14	2	0	.875	396	217
Tennessee #	13	3	0	.813	392	324
Baltimore	8	8	0	.500	324	277
Pittsburgh	6	10	0	.375	317	320
Cincinnati	4	12	0	.250	283	460
Cleveland	2	14	0	.125	217	437

Western Division

	W	L	T	Pct.	Pts.	OP
Seattle*	9	7	0	.563	338	298
Kansas City	9	7	0	.563	390	322
San Diego	8	8	0	.500	269	316
Oakland	8	8	0	.500	390	329
Denver	6	10	0	.375	314	318

* Clinched division title

Clinched playoff berth

WILD CARD PLAYOFFS

AFC: TENNESSEE 22, Buffalo 16
NFC: WASHINGTON 27, Detroit 13

NFC: MINNESOTA 27, Dallas 10
AFC: Miami 20, SEATTLE 17

DIVISIONAL PLAYOFFS

AFC: JACKSONVILLE 62, Miami 7
NFC: TAMPA BAY 14, Washington 13

AFC: Tennessee 19, INDIANAPOLIS 16
NFC: ST. LOUIS 49, Minnesota 37

AFC CHAMPIONSHIP GAME: Tennessee 33, JACKSONVILLE 14

NFC CHAMPIONSHIP GAME: ST. LOUIS 11, Tampa Bay 6

SUPER BOWL XXXIV: St. Louis 23, TENNESSEE 16 (Georgia Dome, Atlanta, Ga./ABC Sports)

AFC-NFC PRO BOWL: NFC 51, AFC 31 (Aloha Stadium/ABC Sports)

NATIONAL FOOTBALL CONFERENCE



Eastern Division

	W	L	T	Pct.	Pts.	OP
Washington *	10	6	0	.625	443	377
Dallas #	8	8	0	.500	352	276
New York Giants	7	9	0	.438	299	358
Arizona	6	10	0	.375	245	382
Philadelphia	5	11	0	.313	272	357

Central Division

	W	L	T	Pct.	Pts.	OP
Tampa Bay *	11	5	0	.688	270	235
Minnesota #	10	6	0	.625	399	335
Detroit #	8	8	0	.500	322	323
Green Bay	8	8	0	.500	357	341
Chicago	6	10	0	.375	272	341

Western Division

	W	L	T	Pct.	Pts.	OP
St. Louis *	13	3	0	.813	526	242
Carolina	8	8	0	.500	421	381
Atlanta	5	11	0	.313	285	380
San Francisco	4	12	0	.250	295	453
New Orleans	3	13	0	.188	260	434



STEELERS OFFICIAL WEBSITE:
WWW.STEELERS.COM





IT ROCKS IN A HARD PLACE.

To find out more about how solid a car can be,
call 1-888-811-SOLID. And to see how Grand Am
rocked the competition, cruise www.grandam.com.

The problem: Suddenly, the
going gets tough. The solution:
Rock on in the Grand Am SE
with SolidForm Design. It's built
with enough solid steel reinforce-
ments to make Pittsburgh jealous.
After all, you need the right kind
of armor. Because the road can
be a pretty rough place.

**THE 2000 GRAND AM.
EXCITEMENT. WELL BUILT.**


PONTIAC
DRIVING EXCITEMENT.™