



2012 CHICAGO BEARS MEDIA GUIDE

CHASE 

The official bank of the Bears.



OUR PROMISE

The Chicago Bears, a founding franchise of the NFL, uphold the values of the city and its people, uniting them as no other organization can.

WHO WE ARE

There is an indelible connection between the Chicago Bears, the city they call home and the fans who love them. Both Chicago and the Bears were founded on the belief that anything is possible if you're willing to work. And since the day George Halas started the franchise, that's what the Bears have done. Halas was a Chicago man. He was tough, fair and steadfast. He would not settle for second best. His city was second to none. The grit Halas showed while growing up in Chicago has carried through into a tenacity still seen at Soldier Field today. The Chicago spirit—a determined, authentic sensibility—lives inside every Bears player and every Bears fan. To understand the Bears, you have to understand Chicago. And to live in Chicago, you have to love the Bears.



TABLE OF CONTENTS

THE STAFF

Table of Contents	1
Board of Directors	2
Staff Directory	3-4
Chairman George H. McCaskey	5
President & CEO Ted Phillips	6
General Manager Phil Emery	7-8
Coaching Staff	9-28
Smith, Lovie	9-11
Marinelli, Rod	12
Tice, Mike	13
Toub, Dave	14-15
Babich, Bob	16
Bates, Jeremy	17
Byrd, Gill	18
DeBord, Mike	19
Drake, Darryl	20
Hayes-Stoker, Andrew	21
Hoke, Jon	22
Holt, Tim	23
O'Dea, Kevin	24
Phair, Mike	25
Smith, Michael	26
Spencer, Tim	27
Jones, Rusty	28
Arthur, Jim	28
Football Staff	29
Medlin, Tony	29
Hanks, Chris	29
Slater, Bobby	29
Personnel	30-33
Stein, Cliff	30
Ballard, Chris	30
Barrett, Marty	31
Shiver, Jeff	31
Joseph, Dwayne	32
Turks, Kevin	32
Harris, Isaiah	33
Office Staff	34-40

THE PLAYERS

Bell, Kahil	42
Bennett, Earl	43-44
Lance, Vince	45-46
Bush, Michael	49-51
Campbell, Jason	52-55
Carimi, Gabe	56
Clutts, Tyler	57
Conte, Chris	58
Costanzo, Blake	59
Cutler, Jay	60-64
Davis, Chauncey	65
Davis, Kellen	66-67
DeCicco, Dom	68
Forde, Matt	69-71
Garza, Roberto	72-73
Gould, Robbie	74-76
Hayden, Kelvin	77-79
Hayes, Geno	80-81
Hester, Devin	82-86
Idonigie, Israel	87-89
Jennings, Tim	90-91
Knox, Johnny	92-93
Louis, Lance	94
Mannely, Patrick	95-96
Marshall, Brandon	97-99
McCaro, John	100
McConn, Josh	101-103
Melton, Henry	104-105
Moore, D.J.	106-107
Paea, Stephen	108
Peppers, Julius	109-112
Podestis, Adam	113-114
Rachal, Chilo	115
Roach, Nick	116-117
Sanzenbacher, Dane	118
Spaeth, Matt	119-120
Spencer, Chris	121
Steltz, Craig	122-123
Thomas, Devin	124-125
Thomas, J.T.	126
Tillman, Charles	127-130
Toelaine, Matt	131
Ullrich, Brian	132-136
Webb, J. Marcus	137
Weems, Eric	138-140
Whitely, Jonathan	141
Williams, Chris	142
Williams, Edwin	143
Wootton, Corey	144

Wright, Major	145
Players with Pro Experience	146-152
2012 Drafts	
McClellin, Shea	154
Jeffery, Alshon	155
Hardin, Brandon	156
Rodriguez, Evan	157
Frey, Isaiah	158
McCoy, Reggie	159
Undrafted Free Agents	160-167
First-Year/Rookie Roster	168
Veteran Roster	169
How they got to the NFL/Chicago	170

2011 YEAR IN REVIEW

2011 Final Statistics	172-173
2011 Defense and Special Teams Stats	174
2011 Participation Chart	175
2011 Starting Lineups	176
2011 Preseason Statistics	177
2011 Game Summaries	178-185
2011 NFL Standings	186

RECORDS

The Last Time	188-191
Individual Rookie Records	192-193
Individual Records	194-205
Opponent's Individual Records	206-208
Team Records-Offense	209-217
Team Records-Defense	218-226
Individual Postseason Records	227-229
Postseason Team Records-Offense	230-236
Postseason Team Records-Defense	237-238
Career Leaders	239-242

HISTORY

Bears Historical Highlights	244-248
Historical Biographies	249-250
Bears Hall of Famers	251-256
Attendance	257
Annual Scoring Leaders	258
Annual Rushing Leaders	259
Annual Passing Leaders	260-261
Highest Quarterback Ratings	261
Annual Receiving Leaders	262-263
Annual Punt Return Leaders	264
Annual Kickoff Return Leaders	265
Annual Interception Leaders	266
Annual Punting Leaders	267
Annual Sacks Leaders	268
100-Yard Rushing Games	269-271
100-Yard Receiving Games	272-274
300-Yard Passing Games	275
Quarterbacks Starting Records	276-277
All-Time First-Round Draft Picks	278-279
All-Time Bears Drafts	279-288
All-Time Bears Jersey Numbers	289-300
All-Time Bears Roster	301-315
Bears Military Service Honor Roll	316
All-Time Practice Squad	316-317
Practice Squad to 53-man Roster	318
All-Time Assistant Coaches	319-320
Preseason Results, Year-by-Year	321-326
Bears Postseason Results	327
Bears Playoff Game Summaries	328-351
All-Time Results, Year-by-Year	352-403
Team-by-Team Summary	404
Stadium Codes	405
Team-by-Team Series Records	406-416
Bears on Monday Night Football	417-418
Bears on Sunday Night Football	418
Bears on Thanksgiving Day	419
Bears on Thursday Night Football	419
Bears on Christmas Day	419
Bears on New Year's Day	419
Bears Record in Overtime	420
Bears First-Team All-Pro	421
Bears in the Pro Bowl	422-424

MISCELLANEOUS INFORMATION

Soldier Field	426-431
History	426-428
Tribute and Honoring Tradition	429-430
Parking & Seating Charts	431
Halas Hall	432
Piccolo Award	433
Staley	434
The 4th Phase	435
Training Camp Information	436
Media Information	437

Bears Radio	438
ChicagoBears.com	439
Chicago Bears Broadcasting	440-441
Bears Care	443
Community Relations	444-445
NFL Public Relations Directory	446
2012-13 NFL Calendar	446
2012 NFL Preseason Schedule	447
2012 NFL Regular Season Schedule	448-449
Media Guide Index	450

INFORMATION BOXES

Super Bowl, Future Sites	5
Uniform, Evolution of Bears	8
Special Teams Rankings	15
Rookie QB Performances	17
Emmy Award Winners	18
Contract Expiration	19
Award Winners from 2011 season	21
Offensive Lineman Scores	22
NFC North Standings, All-Time	23
Active Leaders, Games Played/Started	24
Playoff Appearances	25
Air Miles	26
Draftees by School, Most	31
Helmetless Player, Last	32
Physicians, Bears Team	33
Leading Tacklers, Yearly since 1998	47
Wins, Come-From-Behind	48
Losses, Blown Leads	51
Directions to Halas Hall	53
Kickoff Weekend Wins	55
First Postseason Pass/TD	61
Bears Home Stadiums	65
Quarter-by-Quarter Scoring, 2011	67
Bears Share	68
Rookie Starters: Opening Day	70
Walter Payton "Man of the Year" Award	73
Free Agent Signings	78
Head Coaches, All-Time	98
Tackle Totals, Notable Bears 1st Three Seasons	105
Moore, D.J. Interceptions	107
Peppers, Julius, 100 Sacks	110
Tillman, Charles Note	130
Pro Bowl Appearances, Most	136
Rookie Starters	139
Pronunciation Guide	168
Field Goal Accuracy, Gould Top 5	173
Injured Reserve since 2000	196
Shutouts	205
Longest Plays at Soldier Field	207
Longest Win/Lose Streaks vs. 1 Team	207
Hester Records	208
Takeaway Leaders	216
Field Goals, Gould from 50-plus Yards	217
Naming the Bears	236
Pro Bowl Appearances	248
Hall of Famers, by Ind. Championship	252-253
Hall of Famers, by Championship Year	254-255
Hall of Famers, by Franchise	256
Points, Gould Consecutive 100-Point Seasons	258
Forde Records NFL First	259
Wins, 700 in Bears History	262
Receiving Leader	263
Kick Return TDs	264
General Managers, Bears All-Time	265
Weather, Games Played in Cold	267
Weather, Chicago	268
QB Rating Formula	277
Postseason Start, QBs Making First	288
Alman Efficiency Ratings	300
Takeaways/Giveaways, Bears Year-by-Year	317
Super Bowl Television Audiences	319
Wrigley Record	326
Playoffs, Bears Record	327
Championship Leaders	356
Retired Numbers	357
Record by Home Stadium	358
Franchise Moves	359
Record vs. Extinct Franchises	406
International Games	415
Divisional Challenge	416
NFC Central Standings, All-Time	423
Hall of Fame Partners	427
McCaskey, Ed, Memorial Garden	432
Payton, Walter Center	432
Piccolo Award Winners, All-Time	434
Staley da Bear	434
Hotels, 2012 Bears Team	437

BEARS HEADQUARTERS

Halas Hall
1920 Football Drive
Lake Forest, IL 60045
847 / 295-6600

The 2012 Chicago Bears Media Guide was produced by the Bears Media Relations Department. Staff and player photos by Bill Smith. Cover design by John Conroy. Special thanks to Ed Kozak. Printed by The Graphic Arts Studio, Inc., Barrington, Ill. (847/381-1105).



CHICAGO BEARS BOARD OF DIRECTORS

BOARD



George H. McCaskey
Chairman



Virginia McCaskey
Secretary



Ted Phillips
President and CEO



Brian J. McCaskey
Member



Ed McCaskey, Jr.
Member




Michael McCaskey
Member



Patrick McCaskey
Member



Andrew McKenna
Member



Pat Ryan
Member

2012 CHICAGO BEARS STAFF DIRECTORY

MANAGEMENT

Chairman	George H. McCaskey
President and CEO	Ted Phillips
General Manager	Phil Emery
Senior Director of Special Projects	Patrick McCaskey
Executive Assistant	Dianne Shabat
Executive Assistant	Katie Nagle
Executive Assistant/Scouting Coordinator	Robyn Wilkey

FINANCE

Chief Financial Officer & Treasurer	Karen Murphy
Finance & Treasurer Assistant	Brit Bending

Finance

Director of Finance	Jake Jones
Staff Accountant	Whitney DeBuck
Payroll Administrator	Louise Maki
Accounts Payable Accountant	Patrick Barron

Human Resources

Manager of Human Resources	Regan Keating
----------------------------------	---------------

Information Technology

Senior Director of Information Technology	Jason Saidoo
Network Systems Specialist	Brent Johnson
Lead Software Developer	Justin McCaslen
Systems Specialist	Kingsley Osei-Asibey

ADMINISTRATION

Vice President of Business Administration	John Bostrom
---	--------------

Team & Building Operations

Director of Team & Building Operations	Geoff Bunzol
Building Operations Coordinator	Gil Lopez
Administration	Rich McCaskey
Administration	Clyde Emrich
Receptionist	Sue Dinardi

Stadium Operations

Director of Stadium Operations	Bryan Pett
Stadium Operations Assistant	Steven Goodwin

Stadium Experience

Director of Stadium Experience	Bob Laskowski
Stadium Experience Coordinator	Melissa Werderitch

Food Services

Director of Food Services	Dave Majercik
---------------------------------	---------------

Grounds

Head Groundskeeper	Ken Mrock
Assistant Head Groundskeeper	John Berta
Groundskeeper Assistant	Joe Krajniak

Security

Security	Gary Govekar, Rich Slusser, Curt Corsi, Rodney Brown
----------------	--

BUSINESS DEVELOPMENT

Senior Director of Business Development	Brian J. McCaskey
Business Development Coordinator	Dan Yuska

COMMUNICATIONS

Vice President of Communications	Scott Hagel
Communications Assistant	Sharon Lehner

Broadcasting

Dir. of Broadcasting and Scoreboard Operations	Greg Miller
Manager of Broadcasting	Jim Padgett
Broadcasting Videographer/Engineer	Kevin Foy
Broadcasting Graphic Designer/Editor	Rommel Paraiso
Broadcasting Graphics/Editor	Michael Vasquez

Creative Services

Director of Creative Services	John Conroy
Graphic Designer	Matt Dunlap

New Media

Manager of New Media	Matt Koch
Senior Web Writer	Larry Mayer
Multimedia Producer	Justin Peterson

Events & Entertainment

Director of Events & Entertainment	Julie White
Manager of Events & Entertainment	Lee Sicinski
Events & Entertainment Coordinator	Justin Drum
Mascot Coordinator	Scott Adams

Media Relations

Media Relations Manager	Jim Christman
Media Relations Coordinator	Mike Corbo

Community Relations

Director of Community Relations	Caroline Schrenker
Manager of Community Relations	Jessica Kies
CR & Player Appearances Coordinator	Kate Rackow
Youth Football & Alumni Relations Coordinator	Matt Simeone

Bears Care

Director of Bears Care	Marge Hamm
------------------------------	------------

FOOTBALL ADMINISTRATION AND LEGAL COUNSEL

Vice President of Football Administration and General Counsel	Cliff Stein
Staff Counsel	Matt Colman
Football Administration Assistant	Howie Waldman

Security and Safety Services

Director of Security	Tom Dillon
----------------------------	------------



2012 CHICAGO BEARS STAFF DIRECTORY

SALES & MARKETING

Vice President of Sales & Marketing.....Chris Hibbs
Sales & Marketing Coordinator.....Cassie Burnside

Marketing and Research

Director of Fan Marketing and Research.....Elaine Delos Reyes
Fan Marketing and Research Analyst.....J.R. Rudgers

Partnership Marketing

Director of Partnership Marketing.....Ryan Huzjak
Manager of Partnership Marketing.....Dave Eck
Manager of Partnership Marketing.....Dana Dressler
Manager of Partnership Marketing.....Dave McClamroch
Manager of Partnership Marketing.....Greg Bloedorn

Suite Sales and Service

Director of Suite Sales and Service.....Adam Kellner
Manager of Suite Sales.....Cindy Littlefield
Manager of Suite Service.....Lindsay Lohrens

Partnership Activation

Director of Partnership Activation.....Rebecca Coffey
Manager of Partnership Activation.....Melissa McDermott
Partnership Activation Coordinator.....Andrew Boyer
Partnership Activation Coordinator.....Kristin Ludden
Partnership Activation Coordinator.....Megan Malone

Ticket Sales and Service

Senior Director of Ticket Sales and Service.....Lee Twarling
Ticket Sales and Service Assistant.....Jennifer Wilgosiewicz
Ticket Operations Manager.....Brian Forth
Ticket Operations Coordinator.....Zack Bero
Ticket Operations Coordinator.....Mike Manganaro
Ticket Sales and Service Manager.....Brendan Pierce
Ticket Services Coordinator.....Krista Fortman
Ticket Services Coordinator.....Mike Palzer
Ticket Services Coordinator.....Elizabeth Peters

COACHING STAFF

Head Coach.....Lovie Smith
Defensive Coordinator/Assistant Head Coach.....Rod Marinelli
Offensive Coordinator.....Mike Tice
Special Teams Coordinator.....Dave Toub
Strength & Conditioning Assistant.....Jim Arthur
Linebackers.....Bob Babich
Quarterbacks.....Jeremy Bates
Conditioning Assistant.....Phil Brauch
Assistant Defensive Backs/Safeties.....Gill Byrd
Tight Ends.....Mike DeBord
Wide Receivers.....Darryl Drake
Offensive Assistant/Wide Receivers.....Andrew Hayes-Stoker
Defensive Backs.....Jon Hoke
Offensive Line.....Tim Holt

Strength and Conditioning Coordinator.....Rusty Jones
Assistant Special Teams.....Kevin O'Dea
Defensive Line.....Mike Phair
Defensive Assistant/Nickelbacks.....Mikal Smith
Running Backs.....Tim Spencer
Football Operations Assistant.....Dan Price
Assistant to the Head Coach.....Michael Leach

ATHLETIC TRAINING

Head Athletic Trainer.....Chris Hanks
Asst. Head Athletic Trainer/Director of Rehabilitation Bobby Slater
Physical Therapist/Assistant Athletic Trainer.....Jeremy Smith
Assistant Athletic Trainer.....Will Rogers

EQUIPMENT

Head Equipment Manager.....Tony Medlin
Assistant Equipment Manager.....Carl Piekarski
Assistant Equipment Manager.....John Perkins
Assistant Equipment Manager.....Joseph Shaw
Equipment/Trainer Administrative Assistant.....Pat McCormack

PLAYER PERSONNEL

Director of Pro Scouting.....Chris Ballard
Director of College Scouting.....Marty Barrett
Assistant Director of Pro Scouting.....Dwayne Joseph
Assistant Director of Pro Scouting.....Kevin Turks
Executive Scout/Asst. Director of College Scouting.....Jeff Shiver
National Scout.....Rex Hogan
National Scout.....Mark Sadowski
Executive Scout.....Ted Monago
Area Scouts.....Kent Kahl, James Kirkland,
.....Francis Saint-Paul, Sam Summerville
Scouting Assistants.....Breck Ackley, Bobby Macedo
.....Zach Truty, David Williams
Director of Player Development.....Isaiah Harris

VIDEO

Director of Video Services.....Dave Hendrickson
Assistant Video Director.....Dean Pope
College Video Coordinator.....Dan Tuohy
Video Assistant.....Jack Dowling



GEORGE H. MCCASKEY **Chairman**

George Halas McCaskey became the fourth Chairman of the Board in Chicago Bears team history on May 5, 2011, following in the footsteps of grandfather, George Halas, father, Edward W. McCaskey and brother, Michael.

George is one of the 13 grandchildren – and namesake – of George Halas, the founder and patriarch of the Chicago Bears. Like his brothers and sisters, he grew up around the Bears. His first part-time job, at age 14, was as an office assistant at the team's headquarters in Chicago's Loop. He later worked for several summers as a ball boy at Bears training camp, calling it one of the best experiences of his life.

George will work to carry on the storied tradition of the Bears with a yearly goal of winning the NFL Championship, uphold the integrity and values established in the previous 92 years of the club and oversee the franchise's leadership role in the Chicagoland community.

He previously served as the team's Senior Director of Ticket Operations, working in the ticket office for 20 seasons, joining the Bears in 1991 as Ticket Manager. He has been a member of the Bears' Board of Directors since 2004. In 2010 he also held the duties of Vice Chairman of the team.

George attended Arizona State University, where he earned his bachelor's degree in Broadcasting in 1978 and his law degree in 1981. He passed the Illinois bar exam in 1981, but now describes himself as a "recovering lawyer." He worked in television news in Phoenix, Peoria, Tulsa and Chicago, before serving as an Assistant State's Attorney in Lee County and DeKalb County, Illinois.

In his spare time, George enjoys officiating youth sports, including baseball, soccer and basketball.

McCaskey and his wife Barb have one child, a son, Conor.



George H. McCaskey, shown above with young readers at Lyon Magnet Elementary School, volunteers on a weekly basis in support of the United Way of Lake County's Reading Success program.

FUTURE SUPER BOWLS

Super Bowl XLVII
Super Bowl XLVIII
Super Bowl XLIX

February 3, 2013
February 2, 2014
February 1, 2015

Mercedes-Benz Superdome
MetLife Stadium
University of Phoenix Stadium

New Orleans, Louisiana
New York/New Jersey
Glendale, Arizona

**TED PHILLIPS** President & CEO

Ted Phillips was named President and Chief Executive Officer on February 10, 1999. He is the fourth person to serve as president in the organization's storied 92-year history following Michael McCaskey, George "Mugs" Halas, Jr., and George S. Halas. Since taking on the top leadership role, Phillips has insisted on attention to detail and smooth execution at every level of the Bears' operation. He has solidified the long-term stability of the Club, while staying keenly focused on bringing a 10th championship to the NFL's premier franchise.

Phillips has the Bears back among the NFL's elite through his focus on continuity at the top management levels. Part of his plan in revitalizing both the business and football operations has been to hire high character, intelligent and driven individuals who share common goals and philosophies on how to build a consistent winner.

Drawing from 29 years of experience with the Chicago Bears, Phillips has shown effective leadership skills by empowering his executive staff to create an environment of collective responsibility in running the day-to-day operations of the Club. Phillips is involved in all critical decisions of the Bears and continues to strive to make all aspects of the Bears organization the best in the NFL. Always insisting on a team-first attitude, Phillips has surrounded himself with individuals who fit the organization's character, culture and values. The team dynamic was crucial in the Bears return to the Super Bowl for the first time in 21 years following the 2006 campaign. Phillips' other highlights include creating and continuing a strong customer service mentality throughout the organization, returning the Bears training camp to Illinois and presiding over four division championships (2001, 2005, 2006 and 2010) after a decade-long drought.

During the 2012 off-season, Phillips hired Phil Emery as the fifth general manager in franchise history, giving new direction to the Bears football operations. He also restructured the front office, promoting five key individuals to the level of Vice President with direct reporting to Phillips. Additional departmental emphasis was also placed on expanding various customer service initiatives along with placing a new emphasis on database management, marketing research and digital media efforts, in an effort to deliver added value to Bears fans, season ticketholders and business partners.

The Bears training camp returned to the state of Illinois in 2002, turning out in record numbers over the three-week training period on the campus of Olivet Nazarene University in Bourbonnais, IL. The 2012 camp marks the 11th year the important touchpoint for Bears fans has been in Illinois.

Phillips' leadership was also key in negotiating a new home for the team at Soldier Field. Not only making the club more financially competitive, it provides the best fans in professional sports, the 4th Phase, with a stadium complete with all the amenities they deserve. The Soldier Field game-day experience is second to none, and the 4th Phase has been critical in creating a great home-field advantage for the team as the Bears continue to maintain their proud history and tradition on Chicago's magnificent lakefront.

Among many local and national awards, the Soldier Field project was selected by the New York Times as one of the nation's best architectural buildings in 2003, and Midwest Construction selected Soldier Field as "Overall Project of the Year."

Phillips served as the Bears' Vice President of Operations for six seasons starting in 1993. Recognized for his many years of handling the Bears' contract negotiations and team finances, Phillips currently serves on the NFL's CEC Working Club Executive Committee whose mission is to analyze the economic, legal and operational aspects of both the salary cap system and the recently finalized 10 year Collective Bargaining Agreement between the NFL and the NFL Players Association. Phillips also serves as a member of the NFL Employee Benefits committee, and he was recently named a Trustee of the NFL Player Benefits Committee. Phillips also serves on the Board of Directors of the Chicagoland Chamber of Commerce.

Before becoming Vice President of Operations, Phillips served as the Director of Finance from 1987 to 1993, handling all player contract negotiations and overseeing the club's business operations. Phillips joined the Bears staff on September 28, 1983, as the team's Controller, a position he held for four years.

Prior to joining the Bears, Phillips was employed as an auditor and tax accountant with the international accounting firm Ernst & Whinney (now Ernst & Young), from 1979-83. He graduated from the University of Notre Dame in 1979 with a degree in business and accounting. Phillips earned a master of marketing and management degree from the Kellogg Graduate School at Northwestern University in 1989.

Phillips was born in Oneida, N.Y., grew up in Nashua, N.H., and he currently resides in Libertyville, IL. He has three sons, Matthew, Max and Frank.



PHIL EMERY **General Manager**

Phil Emery brings leadership, a passion for winning, hard work, attention to detail and an acute eye for evaluating talent through over 30 years of football experience into his new position as Chicago Bears General Manager.

An intricate part of the Bears (1998-2004), Atlanta Falcons (2004-08) and Kansas City Chiefs (2009-11) organizations over the last 14 seasons within their college scouting departments, Emery has helped develop a successful foundation at each franchise, learning to balance team needs with a "raise our own" mantra emphasizing building through the draft while working all avenues of player acquisition.

In his first season overseeing Chicago's roster, Emery used multiple channels at his disposal to obtain new talent while keeping the veteran core of the Bears in place. Emery acquired three-time Pro Bowl wide receiver Brandon Marshall via trade and signed unrestricted free agents RB Michael Bush, QB Jason Campbell,

LB Blake Costanzo, CB Kelvin Hayden, LB Geno Hayes, G Chilo Rachal, WR Devin Thomas, WR/KR Eric Weems and CB Jonathan Wilhite. He also continued the Bears philosophy of "rewarding their own" by extending the contract of seven-time Pro Bowler Lance Briggs while resigning RB Kahlil Bell, TE Kellen Davis, DL Israel Idonije, QB Josh McCown and S Craig Steltz.

In his first draft, Emery selected players with the speed and skill sets to fit all three phases of the team.

In his previous post, Emery was named director of college scouting for the Kansas City Chiefs in 2009, a year after the franchise went 2-14. Two years later in 2010, the Chiefs won their first division title since 2003 with a 10-6 record. Emery's first draft with the team produced Eric Berry, who was the team's first rookie Pro Bowl selection since Derrick Thomas in 1989.

From 2004-08, Emery served as the director of college scouting for the Atlanta Falcons. During that time, two of the three Falcons first round draft picks developed into Pro Bowlers: WR Roddy White (2005) and QB Matt Ryan (2008). He also worked as an Eastern regional scout for the Falcons leading up to the 2009 draft. The Falcons made two trips to the playoffs during that time including an appearance in the 2004 NFC Championship game.

This will be Emery's second stint with the Bears after working as an area scout for the franchise from 1998-2004, working in the Northeast (1998-99) and Southeast (1999-2004) regions. During that time the Bears drafted Pro Bowlers WR Marty Booker (third round of 1999), KR Jerry Azumah (fifth round of 1999), LB Brian Urlacher (first round of 2000), S Mike Brown (second round of 2000), CB Charles Tillman (second round of 2003), LB Lance Briggs (third round of 2003), DT Tommie Harris (first round of 2004) and CB Nathan Vasher (fourth round of 2004). Chicago won the NFC Central in 2001, its first division title since 1990 and first playoff appearance since 1994.

The fifth general manager in franchise history, joining George S. Halas, Jr. (1963-74), Jim Finks (1974-83), Jerome Vainisi (1983- 87) and Jerry Angelo (2001-11), Emery will oversee the Bears football operations stressing a standard of expertise and excellence in every role. With a belief in developing a trust in giving a voice to all members of the football operations staff, Emery has promoted longtime staff members Chris Hanks and Bobby Slater (add any post draft promotions, resigning or hires).

The Michigan native is a 31-year football veteran, starting his career serving as a graduate assistant at his alma mater, Wayne State, before joining Central Michigan as a graduate assistant (1981-82). He went on to become the offensive line/strength and conditioning coach at Western New Mexico for three seasons (1982-84) before becoming a defensive line coach at Georgetown College from 1984-85. Emery went on to serve as the defensive line and strength and conditioning coach at Saginaw Valley State from 1985-87 before joining Tennessee as the Volunteers assistant strength and conditioning coach from 1987-91. His tenure at Tennessee was highlighted by back-to-back Southeastern Conference Championships in 1989 and 1990. He made his last collegiate stop as the director of strength and conditioning services and as an Associate Professor at the U.S. Naval Academy (1991-98), where the Midshipmen won the Aloha Bowl in 1996. He was named the National Strength and Conditioning Association Conference Professional of the Year in 1996.

Emery and his wife, Beth, have a daughter, April.



CHICAGO BEARS STAFF

PHIL EMERY

Playing and Coaching History- 1980: Wayne State, Graduate Assistant; **1981-82:** Central Michigan, Graduate Assistant; **1982-84:** Western New Mexico, Offensive Line/Strength & Conditioning Coach; **1984-85:** Georgetown College, Defensive Line Coach; **1985-87:** Saginaw Valley State, Defensive Line/Strength & Conditioning Coach; **1987-91:** Tennessee, Assistant Strength & Conditioning Coach; **1991-98:** U.S. Naval Academy, Strength & Conditioning Coach; **1998-2004:** Chicago Bears, Area Scout; **2004-08:** Atlanta Falcons, Director of College Scouting; **2009-11:** Kansas City Chiefs, Director of College Scouting; **2012-present:** Chicago Bears, General Manager.



Emery (left) and head coach Lovie Smith (right) with 2012 first-round draft pick Shea McClellin.

THE UNIFORM

The Chicago Bears, originally called the Decatur Staleys when founded in 1920, wore blue jerseys with tan colored vertical striping in their inaugural season. The vertical stripes were actually strips of leather sewn onto the uniform to help the ball carrier secure the ball.

In 1935 the Bears introduced an orange jersey with black arm stripes and black helmet and by 1958 were wearing the familiar navy blue with burnt orange. The Bears unique "rounded" number style on the uniforms and numbers on the sides of the sleeves of the jerseys date back to the 50's. The Bears trademark 'C' logo appeared on helmets in 1962 and its use continues through present day although the mark has changed from white to orange and the shape has changed slightly. After 11 years, the white 'C' logo is colored orange with white trim in 1973 and still has the same look today. The initials GSH were added to the left sleeve in 1984 in honor of the late 'Papa Bear' George S. Halas, who passed away Oct. 31, 1983. The uniform has had a very consistent look from the 1970's with the exception of blue pants with white jersey introduced in 1984 as a road uniform. On Oct. 7, 2002 on a Monday Night Football game against Green Bay, the Bears wore their traditional home blue jerseys with the blue pants for the first time. On Nov. 25, 2004, for a Thanksgiving game at Dallas, the Bears wore a throwback orange jersey; then, on Nov. 13, 2005, introduced a new-look orange third jersey which the Bears wore from 2005-09 and 2011.





LOVIE SMITH **Head Coach**

Lovie Smith enters his ninth season as the head coach of the Chicago Bears, tied for the second longest tenured head coach with their current team in the NFC and tied for fourth longest in the NFL. Smith has a regular season coaching record of 71-57 (.555) and is 74-60 overall including the playoffs, leading the Bears to three division titles, two NFC Championship game appearances and the 2006 NFC crown giving the Bears their first Super Bowl appearance in 21 years.

One of just seven current head coaches to reach the 70-win plateau, Smith's 74 wins are third most in franchise history, trailing only Hall of Famers George Halas and Mike Ditka.

Smith set forth with three stated goals when he was hired as the 13th head coach in Chicago Bears history on January 15, 2004: end the decade of dominance by the Green Bay Packers over the Bears, capture the NFC North Division for Chicago and win the Super Bowl. The Bears have won eight of 17 contests

against Green Bay during Smith's tenure, contributing to Chicago winning the division in 2005, 2006 and 2010. Smith agreed to a contract extension on February 25, 2011 that maintains his position with the team through 2013.

Smith, the 2005 NFL Coach of the Year, has successfully laid Chicago's foundation for success in eight seasons on the job by establishing his cornerstone of aggressive defensive play.

Since taking over as head coach of the Bears, Smith has helped Chicago's defense to the third-best cumulative Aikman rating in the NFL. The Aikman ratings are based on five major categories: yards per play, adjusted points scored, turnovers, first downs and red zone performance.

Finishing tied for fifth in the NFL in takeaways in 2011 with 31, the Bears lead the league with 266 during Smith's tenure as head coach. The defense has returned 25 of those 266 takeaways for touchdowns, including six in 2011, and are 18-5 (.782) in such contests. Over the last eight seasons, the Bears have scored 26.9 percent of their points off opponent turnovers, fifth-highest in the NFL. Chicago is also tied for sixth in the NFL with 32 red-zone takeaways during Smith's tenure, including six in 2011 which was tied for second most in the league.

By keeping opponents out of the end zone during Smith's first eight seasons at the helm, Chicago ranks fourth in the league having allowed 19.4 points per game and third in the NFL with 274 total touchdowns allowed. Chicago gave up the fewest points in the NFC during the 2005 and 2006 seasons, pacing the entire NFL in Smith's second year with the organization. Under Smith's tutelage, the Bears lead the league by allowing the lowest opponent third-down conversion percentage (34.0%), the second lowest opponent red zone scoring efficiency (79.7%) and have forced the most opponent three-and-out drives (437).

Chicago has found consistency under the even-keeled hand of Smith's direction, fashioning a regular season home record of 40-24 (.625) from 2004-11 while going 31-33 (.484) on the road during that time. The Bears went 5-3 at Soldier Field during the 2011 regular season. It was the sixth time in Smith's eight seasons with the club that the Bears won five or more games at home in a single year. Chicago was 5-3 at home in 2009 and 2010, 6-2 in 2006 and 2008 and 7-1 in the Windy City during 2005. Chicago was 7-1 on the road in 2006, tied with 1985 and 1986 for the team's best single-season road record since the inception of the 16-game schedule. The Bears were 8-16 (.333) on the road in the three years prior to Smith's arrival. By leading Chicago to records of 11-5 in 2005 and 2010 and 13-3 in 2006, Smith has guided the Bears to three of their top eight seasons in terms of regular season victories during the era of the 16-game schedule.

Resiliency has also been a hallmark of the Bears throughout Smith's tenure as the team has rallied from a deficit in 42 of their 74 total victories (including playoffs) under his direction. Chicago is 8-2 under Smith in overtime contests (including the postseason). In 2008, the Bears won back-to-back games in overtime after trailing in the fourth quarter for just the second time in team history. During 2007, Chicago won three consecutive road games in which they trailed in the fourth quarter for the first time in team history.

Smith has returned Chicago to its preferred place as a power in the NFC North, fashioning a divisional record of 29-19 (.604) during his time with the Bears. Smith led Chicago to 5-1 intra-divisional records in each of the 2005, 2006 and 2010 campaigns, defeating all three opponents at least once in each season, a feat last accomplished by the Bears in 1991. Chicago began the 2006 season with three consecutive wins over divisional opponents for the first time in team history. The Bears also won its first 11 games against NFC opponents in 2006 en route to the second-best intra-conference mark in franchise history.



CHICAGO BEARS STAFF

LOVIE SMITH

Registering a career-high 13 wins in 2006 to tie predecessor Dick Jauron for the most victories by a Bears head coach in his third season, Smith led Chicago to home-field advantage in the NFC Playoffs and the team's first NFC Championship since its Super Bowl season of 1985. That gave Chicago 24 regular season wins since 2005, the fourth-highest two-season win total in the 87-season history of the franchise. Smith guided the team to wins in its first seven contests in 2006 to register the fourth-best start to a season in team history while allowing the Bears to join Green Bay and Minnesota as the only teams in NFL history to begin four different seasons with 7-0 records. Chicago's seven consecutive wins to start the season allowed Smith to record the League's third-longest win streak for the second consecutive season. With division titles in 2005 and 2006, Smith joined Ditka as the only coaches in team history to lead the team to consecutive division titles. He is the first coach in team history to lead the Bears to the playoffs in two of his first three seasons.

Smith was named the Associated Press NFL Coach of the Year for 2005 after becoming the fastest head coach in Bears history to lead the team to a division title, doing so in his second campaign while setting a franchise record for victories by a sophomore head coach with an 11-5 record. The Coach of the Year Award was the sixth all-time for a Bears head coach, more than any other team in the NFL. Smith - who won with 24.5 of 50 possible votes - was the fourth head coach in team history to win the award after team founder George S. Halas in 1963 and 1965, Mike Ditka in 1985 and 1988 and Dick Jauron in 2001. Just the third coach in team history to lead the organization to the playoffs in his second season, Smith guided the Bears to their first-ever NFC North Division title in 2005. En route to the team's second division championship in five seasons, the Bears completed their first season sweep of Green Bay since 1991, a feat they repeated in 2007.

Winning just one of their first four games to start the 2005 campaign, Smith rallied the Bears to become just the 20th NFL team to qualify for the postseason after beginning the season 1-3 since the current 12-team playoff system was instituted in 1990. The Bears turned their season around as Smith guided the team to eight consecutive mid-season wins, the third-longest win streak in the NFL in 2005 and the longest by Chicago since the 1985 Super Bowl team won 12 straight to begin the season. In guiding the team to the No. 2 seed in the NFC Playoffs, Smith led a worst-to-first revival in the NFC North division as the Bears six-win improvement from the previous season was tied for the biggest in the NFL in 2005. The dramatic turnaround made Smith one of just two active NFL coaches to have produced a six-game improvement in the second season of his initial stint as a head coach after Andy Reid with the Philadelphia Eagles in 2000.

The Bears posted a 5-11 record in 2004 in Smith's first season as head coach as he presided over the youngest team in the NFL, while battling through a spate of injuries that robbed the team of the services of several of its most productive players.

Smith came to Chicago with the reputation for being proficient at instituting positive change after he engineered a dramatic turnaround as the defensive coordinator of the Rams from 2001 through 2003. Known for his acumen in teaching and motivating young talent, Smith took on the added responsibility of assistant head coach with the Rams prior to the 2003 season. In Smith's first season as an NFL defensive coordinator with St. Louis in 2001, Smith helped the Rams return to the Super Bowl after missing the playoffs the previous season as his defense allowed fewer points and total yards per game than the previous year. Smith coached on playoff teams in four of his last five campaigns as an assistant and has done so in eight of his 16 NFL seasons overall.

From 2001-03, the Rams ranked third in the NFL in takeaways and fumble recoveries, tied for sixth in sacks, and tied for eighth in interceptions. Smith helped steward St. Louis to shutouts in both 2001 and 2003, the first white-washings by the Rams organization since 1994. St. Louis won 33 games during Smith's tenure with the team, the third-most behind Green Bay and Philadelphia in the NFL during that time. He capped his stint in St. Louis by orchestrating a unit that ranked among the League leaders in takeaways, defensive touchdowns, and sacks in 2003. In that year, St. Louis led the NFL with 46 takeaways while tying for fourth with 24 interceptions and leading the NFL with 22 fumble recoveries. That season's takeaway total is tied with the 1999 Eagles and 2011 Pittsburgh Steelers for the third-highest single-season total in the NFL since 1993. St. Louis ranked fourth in the NFL by scoring five defensive touchdowns in 2003 and also posted the fourth-most sacks in the NFL. In 2002, the Rams defense finished tied for fourth in the NFC and tied for fifth in the NFL in fewest touchdowns allowed while ranking sixth in the NFC and eighth in the NFL in third-down efficiency.

Smith guided St. Louis to a defensive resurgence upon taking over in 2001. Inheriting a defense coming off a season in which it ranked 23rd in the NFL in total defense while allowing over 29 points per game, Smith improved the unit to third in the NFL in total defense while permitting only 17.0 points per game. The St. Louis defense made one-year leaps to third from 13th in the NFL in run defense and 10th from 27th in pass defense while improving to a conference-high 14 wins from 10 in 2000. The Rams scored five defensive touchdowns in 2001 while starting seven new players on defense, including two rookies.

Preceding his success in St. Louis, Smith contributed to the revival of Tampa Bay's defense as the Buccaneers linebacker coach from 1996-2000. Tampa's defense hadn't ranked above 20th in the NFL in the four seasons prior to Smith's arrival

under head coach Tony Dungy and defensive coordinator Monte Kiffin, but had ranks of 11th in 1996, third in 1997, second in 1998, third in 1999, and ninth in 2000. During the five seasons with Smith on the Bucs staff, the team allowed less than 300 points each year while permitting an average of 16.9 points and 258.8 yards per game. Tampa Bay posted only two defensive touchdowns in Smith's first three years, but improved with two in '99 and a franchise-record six in 2000.

Smith's tutelage has brought out the best in his players throughout his career. As linebackers coach at Tampa Bay, Smith helped Derrick Brooks develop into a perennial Pro Bowl selection and one of the NFL's all-time greatest linebackers. Brooks made the first career Pro Bowl of his team-record 11 career Pro Bowl appearances in his second season – Smith's first season as his position coach. Also in 1996, Smith helped Hardy Nickerson earn his second career Pro Bowl nod. Brooks and Nickerson made a combined eight all-star appearances under Smith.

Overall, Smith has spent 29 years in coaching at the collegiate and professional levels. He began his coaching career at his hometown high school, Big Sandy High School, in 1980 before moving to Cascia Hall Prep in Tulsa the following year. Two years later, Smith made the jump to the college ranks at his alma mater of Tulsa as linebackers coach, where he stayed through 1986. Smith moved on to coach linebackers at Wisconsin (1987), Arizona State (1988-91), and Kentucky (1992). Smith was the defensive backs coach at Tennessee (1993-94) and Ohio State (1995).

A native of Big Sandy, Texas, Smith led the Big Sandy Wildcats to three consecutive state championships in high school and was all-state three years as an end and linebacker. Smith was a two-time all-America and three-time all-Missouri Conference defensive back at the University of Tulsa.

Lovie and his wife, MaryAnne, are the proud parents of: Mikal and Kristen Smith, Matthew and Kathleen Smith and Miles Smith.

Lovie is very active in the Chicagoland community as he and his wife have started the Lovie and MaryAnne Smith Foundation (LAMAS) which helps worthy young people further their education, with the simple motto, "We start it - You finish it".

The Smiths are Honorary chairs of the Ronald McDonald Capital Campaign to help build the largest Ronald McDonald House in the world, here in Chicago. Smith also purchases 10 tickets for every home game as part of the Bears ticket donation program and donates them to Misericordia Home, a care community for persons with mild to profound developmental disabilities. The Smiths have become volunteers and sponsors of various events at Misericordia Home, which is a lifetime commitment for MaryAnne. Lovie remains deeply committed to athletics and the larger community of his hometown Big Sandy, Texas.

Lovie Smith - Head Coach

Born: 1958, Gladewater, Texas

Playing Experience

Linebacker, Tulsa, 1976; Strong Safety, 1977-79

Coaching Experience

Pro Coach: Chicago Bears (head coach) **2004-present**; St. Louis Rams (assistant head coach/defensive coordinator) **2003**; St. Louis Rams (defensive coordinator) **2001-02**; Tampa Bay Buccaneers (linebackers) **1996-2000**. **College coach:** Ohio State (defensive backs) **1995**; Tennessee (defensive backs) **1993-94**; Kentucky (linebackers) **1992**; Arizona State (linebackers) **1988-91**; Wisconsin (linebackers) **1987**; Tulsa (linebackers) **1983-86**.

Pro Coaching Record:

<u>Yr.</u>	<u>Team</u>	<u>Overall*</u>	<u>Playoffs</u>
2004	Chicago Bears	5 - 11 (4th)	
2005	Chicago Bears	11 - 5 (1st)	0-1
2006	Chicago Bears	13 - 3 (1st)	2-1
2007	Chicago Bears	7 - 9 (4th)	
2008	Chicago Bears	9 - 7 (2nd)	
2009	Chicago Bears	7 - 9 (3rd)	
2010	Chicago Bears	11 - 5 (1st)	1-1
2011	Chicago Bears	8 - 8 (3rd)	
Total		71 - 57	3-3

*Number in parentheses indicates final season standing in the NFC North



**ROD MARINELLI** *Def. Coordinator/Asst. Head Coach*

Rod Marinelli is entering his fourth season with Chicago and his third as defensive coordinator/assistant head coach after spending 2009 as the team's defensive line/assistant head coach.

In 2011, the Bears defense ranked tied for fifth in takeaways (31), fifth against the run (96.4 yards per game), eighth in opponent passer rating (79.3), tied for eighth in offensive touchdowns allowed (32), fourth in three-and-out drive percentage (27.1) and fourth in defensive Aikman ratings (77.4). The Monsters of the Midway were also tied for second in the NFL with six defensive return touchdowns and six red zone takeaways.

Four Bears defenders were named to the Pro Bowl following the 2011 season: LB Lance Briggs, DE Julius Peppers, CB Charles Tillman and LB Brian Urlacher; marking the second straight season at least three players from the Bears defense were selected to the Pro Bowl.

The Bears defensive line produced 30 sacks in 2011, seventh most in the NFL by a defensive front. Peppers tied for 11th in the NFL with 11 sacks, helping him reach the 100-career sack plateau. DT Henry Melton tied for third in the NFL among defensive tackles with a career-high seven sacks.

Marinelli, who was hired by the Bears on January 10, 2009, has spent 16 seasons as an NFL coach after spending three years as head coach of the Detroit Lions (2006-09) and his first 10 as a defensive line coach in Tampa Bay (1996-2005). In the last four seasons with the Buccaneers (2002-05), Marinelli added the duties of assistant head coach as well.

In Marinelli's three seasons in Detroit, the Lions compiled a 10-38 record. The Lions seven wins in 2007 under Marinelli were the most for the franchise since 2000.

The Buccaneers defensive line racked up 328.5 sacks under Marinelli's tutelage, tops in the NFL during that time among defensive fronts. Tampa Bay's defense ranked in the top-10 in total defense in each of Marinelli's last nine seasons with the team. In 2002, Tampa Bay led the NFL in total defense (252.8 yards per game) and points per game allowed (12.3) en route to the Buccaneers Super Bowl XXXVII victory, the first in franchise history.

During his time in Tampa Bay, Marinelli helped coach DT Warren Sapp to seven Pro Bowls and DE Simeon Rice to two. Sapp also earned NFL Defensive Player of the Year honors in 1999 under Marinelli's watch.

Tampa Bay's top-five single-season sack totals all came by defensive lineman under Marinelli's watch. In 2000, Sapp's 16.5 sacks established a team record and stand as the third-most in the NFL among defensive tackles since 1982, when the league officially started recording the statistic. Rice holds Tampa Bay's next three highest single-season sack totals with 15.5 in 2002, 15.0 in 2003 and 14.0 in 2005. In 2000, Marinelli tutored DE Marcus Jones to 13.0 sacks, to round out the top five. Sapp's 12.5 in 1999 and Rice's 12 in 2004 are sixth and seventh in team annals, respectively.

The Buccaneers established a franchise record with 55 sacks in 2000, 45.5 coming from the defensive line. In fact, the top-six single-season sack totals in Tampa Bay franchise history all came while Marinelli served as defensive line coach. From 1999-2003, Marinelli's unit helped set an NFL record as the Buccaneers defense registered a sack in 69 consecutive contests.

Prior to his 10-year tenure in Tampa Bay, Marinelli coached the defensive line at Southern California in 1995. From 1992-94, Marinelli was an assistant head/defensive line coach at Arizona State.

Marinelli started his collegiate coaching career at Utah State in 1976. He spent six seasons as Utah State's defensive line coach before becoming the Aggies' offensive line/special teams coach in 1982. Returning to his home state, Marinelli coached defensive line at the University of California from 1983-89 and added the responsibilities of assistant head coach from 1990-91. His first coaching experience came as an assistant at his alma mater, Rosemead High School (1973-1975).

Marinelli's collegiate playing career at Utah (1968) and California Lutheran (1970-72) was split by a tour of duty in Vietnam. In 1972, Marinelli earned All-American honors as an offensive tackle at California Lutheran.

Marinelli and wife, Barbara, have two daughters, Christine (married to Joe Barry) and Gina, and four grandkids.

Rod Marinelli - Def. Coordinator/Asst. Head Coach

Born: 1949, Rosemead, California

Playing Experience

Offensive/Defensive Tackle, Utah, 1968;
Offensive Tackle, 1970-72, Cal. Lutheran

Coaching Experience

Pro Coach: Chicago Bears (defensive coordinator/assistant head coach) **2010-present**; Chicago Bears (asst. head coach/defensive line) **2009**; Detroit Lions (head coach) **2006-08**; Tampa Bay Buccaneers (asst. head coach/defensive line) **2002-05**, (defensive line) **1996-2001**. **College coach:** Southern California (defensive line) **1995**; Arizona State (assistant head/defensive line) **1992-94**; California (asst. head coach/defensive line) **1990-91**, (defensive line) **1983-89**; Utah State (offensive line/special teams) **1982**, (defensive line) **1976-81**.



MIKE TICE **Offensive Coordinator**

Mike Tice was promoted to offensive coordinator on January 6, 2012 after spending his first two seasons in Chicago (2010-11) as the Bears offensive line coach.

In 2011, Chicago's offensive line helped a Bears rushing attack produce 2,015 yards, just the second time they have eclipsed the 2,000-yard rushing mark in the last 21 seasons. The Bears 4.4 rushing average in 2011 was highest for the franchise since 1990.

Prior to his time with the Bears, the 15-year NFL coaching veteran spent the previous four seasons in Jacksonville (2006-09) as the Jaguars assistant head coach, overseeing the tight ends for the last three years. In Tice's first two seasons in Jacksonville, the Jaguars rushing attack had the two of the most productive seasons in team history, gaining 2,541 yards in 2006 and 2,391 yards in 2007, first and third respectively in team annals. Jacksonville set

franchise records in 2007 for points (411), average yards per play (5.6) and touchdowns (50).

Before joining the Jaguars, Tice spent 14 seasons with the Minnesota Vikings as a player and coach. After playing tight end for three seasons (1992-93, '95), he worked as tight ends coach in 1996 and offensive line coach from 1997-2001, before being promoted to head coach.

Tice compiled a 33-34 record as head coach, including 1-1 in the playoffs.

During his tenure as head coach of the Vikings, Tice helped lead Minnesota to a record of .500 or better in three of four seasons. In 2004, the Vikings offense established franchise records in total net yards (6,339) and passing yards (4,754) and the 50 touchdowns are fourth most in team history. The Vikings won their first road playoff game since 1997 during the postseason that year and three Minnesota players were named to the Pro Bowl (C Matt Birk, QB Daunte Culpepper and DT Kevin Williams).

A year earlier (2003), the Vikings had their first winning season since 2000 and the team led the NFL in offense for the first time in franchise history (6,294 yards).

In his first year as head coach in 2002, Minnesota led the NFL in rushing for the first time in franchise history with 2,507 yards.

During Tice's tenure as head coach, the Vikings established an NFL record for most consecutive games with over 300 yards of offense with 36 from 2002-04.

As an offensive line coach, Tice tutored five different players - Birk, Jeff Christy, Randall McDaniel, Todd Steussie and Corey Stringer - to 10 Pro Bowl appearances. In 1998, when the Vikings scored a then NFL-record 556 points, three Minnesota offensive linemen started in the Pro Bowl.

As a player, Tice appeared in 177 games, catching 107 passes for 894 yards and 11 touchdowns for the Seattle Seahawks (1981-88, 1990-91), Washington Redskins (1989) and Minnesota Vikings (1992-93, 95).

Tice was born in Bayshore, New York and attended Central Islip High School in Long Island, lettering in football, basketball and lacrosse. He played football under current University of Central Florida head coach George O'Leary. In college, Tice was a quarterback at the University of Maryland (1977-80) starting two seasons (1979-80).

Tice and his wife, Diane, have two children, Adrienne and Nathan, who is a graduate assistant with the University of Pittsburgh football team.

Tice's brother, John, played for the New Orleans Saints from 1983-92.

Mike Tice - Offensive Line

Born: 1959, Bayshore, New York

Playing Experience

Quarterback, Maryland, 1977-80

Pro Tight End, Minnesota Vikings, 1992-93, 1995;

Seattle Seahawks, 1990-91; Washington Redskins,

1989; Seattle Seahawks 1981-88

Coaching Experience

Pro Coach: Chicago Bears (offensive coordinator) **2012-present**; Chicago Bears (offensive line) **2010-11**; Jacksonville Jaguars (assistant head coach/tight ends) **2007-09**, (assistant head coach) **2006**; Minnesota Vikings (head coach) **2001-05**, (offensive line) **1997-2001**, (tight ends) **1996**.

**DAVE TOUB** Special Teams Coordinator

Dave Toub enters his ninth season as Chicago's special teams coordinator after his unit finished third in the NFL (according to the Dallas Morning News ranking system), ranking in the top third of the league for the eighth straight season and in the top six in five of the last six seasons, including finishing No. 1 overall in 2006 and 2007.

Toub was hired by the Bears on January 24, 2004. In 2006 and 2007, the Bears became just the second team since the system was created in 1990 to finish with the No. 1 overall ranking in back-to-back seasons. He was voted as the Special Teams Coach of the Year by his NFL coaching peers after the 2006 season.

The 2011 season culminated with special teamer Corey Graham being named to his first career Pro Bowl under Toub's guidance. Graham's selection was the eighth Pro Bowl nod by a Bears

special teams player under Toub: KR Devin Hester (2006, 2007 and 2010), KR Johnny Knox (2009), ST Brendon Ayanbadejo (2006 and 2007) and K Robbie Gould (2006). In 2007, Toub became the first special teams coach in team history to send multiple players to the Pro Bowl in consecutive seasons. A year earlier marked the first time in team history a special teams coach tutored three Pro Bowl performers in one season.

The Bears ranked in the top half of the league in the league in 15 of the 22 categories used in the special teams ranking system in 2011 and in the top five in 12 areas.

Toub continues to reinforce the team concept of taking advantage of every opportunity to score, as Hester returned two punts for touchdowns and one kickoff for a score in 2011. In Toub's tenure the Bears have an NFL-high 22 kick return touchdowns compiled by six different players, which does not include two missed field goals returned for touchdowns or Hester's 92-yard kickoff return touchdown in Super Bowl XLII. Toub has helped Hester develop into the NFL's all-time leader in kick return touchdowns (17) and the league's all-time leader in punt return average (12.9 yards per return). Hester broke his own NFL record with six kick return touchdowns in 2007 after setting the mark at five in his rookie season of 2006.

Since Toub's arrival, the Bears lead the NFL in punt return yards (3,810), punt return average (11.7) and touchdowns (15), leading the NFL with a 15.7 average in 2011.

Chicago's punt coverage unit ranks third overall since Toub's arrival in 2004, allowing just 7.1 yards per return, including ranking second in 2011 allowing just 5.4 yards per return. In 2011, in his first season with the team, punter Adam Podlesh set the franchise single-season mark with a 40.4 net punting average.

In 2011, Gould set the franchise mark for 50-plus field goals made in a season (six), including a Bears record 57-yarder. He is the fifth most accurate kicker in NFL history, connecting on 85.8 percent of his career field goal attempts (187 of 218) and owns six of the eight best single-season marks in franchise history, including the top five and a franchise best 89.7 percent set in 2008. Gould also owns the franchise marks in seasons with 20-plus field goals (seven), seasons with 25-plus field goals (five), most field goals made in a single season (32 in 2006) and 100-point seasons (six). Gould's 806 points are second most in team history.

The Bears blocked two kicks during the 2011 season and have blocked a NFL-best 22 kicks since 2004.

Under Toub the Bears rewrote the history books by establishing and tying the record for longest-play in NFL history all in a year's span, although the record fell in 2007. Nathan Vasher set the record in 2005 with a 108-yard missed field goal return only to be matched by Hester on the same type of play just 365 days later in 2006. Only eight missed field goals have been returned for touchdowns since the NFL-AFL merger in 1970.

During his stint with Philadelphia (2001-03), Toub helped Eagles special teams coordinator John Harbaugh earn 2001 NFL Special Teams Coach-of-the-Year honors and the Eagles won the special teams titles in Toub's first and last season there. A ninth-round draft choice of the Eagles in 1985, Toub returned to Philadelphia 16 years later (2001) as the team's special teams/quality control coach.

Toub spent 15 seasons coaching at the college level before making the jump to the NFL, highlighted by 12 years at Missouri (1989-2000). He coached the defensive line for the final three years of his Mizzou stint (1998-2000), spending the previous nine years (1989-97) as the school's head strength coach. Toub helped produce three all-Big 12 linemen from 1998-2000, including Justin Smith, a first-round draft pick by Cincinnati in 2001. In that capacity he was responsible for the training efforts of 18 varsity sports and, in 1998, was named the Big 12 Conference's strength coach of the year. Toub began his coaching career in 1986 at his alma mater, Texas-El Paso, as a graduate assistant. One year later he began a two-year stint as the school's head strength and conditioning coach (1987-88).

A native of Mahopac, N.Y., Toub was selected in the 9th round by the Philadelphia Eagles in the 1985 NFL Draft. He also spent time in 1986 with the Los Angeles Rams. His career at UTEP included two all-WAC selections and two Academic all-WAC nominations (1983-84). The two-time team captain was also named the program's most outstanding offensive lineman during his junior and senior seasons. Toub earned his Bachelor of Science and Master's of Education degrees from UTEP.

Toub was born in 1962, in Ossining, NY. He and his wife, Cheryl, have one son, Shane, and one daughter, Nicolette.

Dave Toub - Special Teams Coordinator

Born: 1962, Ossining, New York

Playing Experience

Offensive Lineman, Springfield, 1980-81

Offensive Lineman, Texas-El Paso, 1983-84

Coaching Experience

Pro Coach: Chicago Bears (special teams coordinator) **2004-present**; Philadelphia Eagles (assistant special teams/assistant defensive line) **2001-03**. **College coach:** Missouri (defensive line/strength & conditioning) **1989-2000**; Texas-El Paso (strength & conditioning) **1987-88**.

SPECIAL TEAMS IN THE RANKINGS

The Bears special teams unit finished third in the NFL during the 2011 regular season according to a composite ranking system based on the one used by Rick Gosselin of the *Dallas Morning News*. The system ranks each of the special teams units of every NFL team by way of 22 statistical categories. The rankings focus on return yards, coverage, drive starting point, punting categories, field goals, extra points, turnovers, blocked kicks, points and penalties.

The Bears finished in the top half of the League in 15 of those categories and in the top five in 12 during the 2011 season.

Chicago was the top-rated unit in the ranking system during the 2006 and 2007 seasons.

Special teams leaders since 1990 below along with where Chicago finished each year since 1990.

Year	Bears Rank	Champion	Year	Bears Rank	Champion
2011	3	San Francisco	2000	15	Miami
2010	4	New England	1999	4	Seattle
2009	6	Cleveland	1998	4	Dallas
2008	8	Buffalo	1997	28	Jacksonville
2007	1	Chicago	1996	19	Buffalo
2006	1	Chicago	1995	17	Washington
2005	11	Buffalo	1994	9	Cleveland
2004	10	Buffalo	1993	8	New Orleans
2003	7	Philadelphia	1992	8	Indianapolis
2002	14	New Orleans	1991	25	LA Raiders
2001	2	Philadelphia	1990	13	Atlanta

**BOB BABICH** Linebackers

Bob Babich enters his ninth year as an assistant coach with Chicago and seventh year of working with the linebackers. The first assistant to join Lovie Smith's inaugural coaching staff, Babich was initially hired by the Bears on January 17, 2004, as the team's linebackers coach. He added the title of assistant head coach for the 2006 season in which Chicago advanced to the Super Bowl for the first time in 21 years. Babich was named the Bears defense coordinator on February 20, 2007, responsibilities he held for two seasons. In 2009, he once again oversaw the linebackers.

During Babich's seven years with the team, the Bears linebacker corps has been arguably the most productive in the NFL. In 2011, Brian Urlacher and Lance Briggs were both selected to the Pro Bowl. It was the fourth time the duo was selected to the Pro Bowl in the same year

with Babich as their coach and the second consecutive season (2005, 2006 and 2010).

Briggs was selected to the Pro Bowl for the seventh consecutive season, becoming just the fourth linebacker in franchise history to be selected to seven-straight Pro Bowls joining Hall of Famers Mike Singletary, Dick Butkus and Bill George.

Urlacher was named to his fifth Pro Bowl under Babich's tutelage in 2011 while breaking the franchise record for career 100-tackle seasons (11). In 2005, Urlacher was named NFL Defensive Player of the Year and in 2007, he became just the third player in franchise history to record five sacks and five interceptions in a single season.

Either Urlacher or Briggs has led the Bears in tackles in each of Babich's first eight seasons with the team, Briggs in 2004 (168), 2008 (136), 2009 (147) and 2011 (147) and Urlacher in 2005 (171), 2006 (185), 2007 (158) and 2010 (146).

Babich began his NFL coaching career in 2003 with St. Louis where he was hired as the team's linebackers coach to serve under Smith, the Rams defensive coordinator at the time. Babich contributed to that defense improving six ranking positions in points allowed from 2002 while jumping from 22nd in the NFL to first with 46 takeaways, including a League-leading 22 fumble recoveries. St. Louis defenders also ranked fourth in the NFL in sacks in 2003, up from seventh in 2002.

Prior to joining the Rams, Babich spent 19 years as a college coach of which the final six he served as the head coach at North Dakota State University (1997-2002). In his first head coaching job, Babich amassed a 46-22 career mark by posting five winning seasons with two NCAA Division II playoff appearances. The Bison were 9-2 in the regular season in his first year in 1997 and 12-1 in 2000, reaching the national semifinals before losing to eventual national champion Delta State. Babich's son, Bobby, played for his dad as a freshman at NDSU.

A native of Aliquippa, Pa., Babich served 12 seasons as an assistant coach at the NCAA Division I level at five different schools, most recently instructing linebackers at Pittsburgh (1994-96). Babich began his career as a graduate assistant coach at his alma mater, Tulsa (1984), before being promoted to tight ends coach (1985), assistant offensive line (1986) and strong safeties (1987). It was with the Golden Hurricane that Babich first worked alongside Smith, the school's linebackers coach from 1983-86. From Tulsa, Babich moved on to become an assistant at Wisconsin for two seasons, one as an assistant offensive line coach (1988) and one as tight ends coach (1989). Babich coached linebackers at Bowling Green (1991) and East Carolina (1992-93) before joining the Panthers in 1994.

Babich and his wife, Nancy, have one son, Bobby, one daughter, Janie, daughter-in-law, Lacey, son-in-law, Cameron, granddaughter, Lainey Marie, and grandson, Bray.

Bob Babich - Linebackers

Born: 1961, Aliquippa, Pennsylvania

Playing Experience

Linebacker, Mesa (Ariz.) C.C., 1979-80

Linebacker, Tulsa, 1981-82

Coaching Experience

Pro Coach: Chicago Bears (linebackers) **2010-present**, Chicago Bears (defensive coordinator) **2007-09**, Chicago Bears (asst. head coach/linebackers) **2006**, Chicago Bears (linebackers) **2004-05**; St. Louis Rams (linebackers) **2003**. **College Coach:** North Dakota State (head coach) **1997-2002**; Pittsburgh (linebackers) **1994-96**; East Carolina (linebackers) **1992-93**; Bowling Green (linebackers) **1991**; Tulsa (volunteer assistant coach/offensive line) **1990**; Wisconsin (assistant offensive line/tight ends) **1988-89**; Tulsa (tight ends/assistant offensive line/strong safeties) **1985-87**; Tulsa (graduate assistant) **1984**.



JEREMY BATES Quarterbacks

Jeremy Bates will begin his first season as quarterbacks coach of the Bears after being hired on February 7, 2012.

Bates was most recently the offensive coordinator of the Seattle Seahawks in 2010. In one season with the team, he helped lead the Seahawks to the NFC West title and a franchise postseason record 41 points in their Wild Card win over the New Orleans Saints.

Bates joined the Seahawks after spending one season at the University of Southern California as the assistant head coach/quarterbacks.

Prior to joining USC, Bates spent three seasons with the Denver Broncos as the team's offensive assistant (2006), wide receivers/quarterbacks coach (2007) and quarterbacks coach (2008). While with the Broncos, Bates worked with current Bears quarterback Jay Cutler for each of their three seasons in Denver. In 2008, Cutler threw for a franchise record 4,526 yards en route to the Pro Bowl with Bates as his position coach as the Broncos had the second best offense in the NFL in terms of yards per game (395.8).

In 2005, Bates was the quarterbacks coach of the New York Jets after starting his NFL coaching experience with the Tampa Bay Buccaneers as offensive quality control coach (2002-03) and assistant quarterbacks coach (2004).

Prior to coaching, Bates lettered at Tennessee (1995) and Rice (1997 and 1999), playing quarterback at each institution. He is the son of former NFL coach, Jim Bates.

Jeremy Bates - Quarterbacks

Born: 1976, Manhattan, Kansas

Playing Experience

Quarterback, Tennessee, 1995

Quarterback, Rice, 1997-99

Coaching Experience

Pro Coach: Chicago Bears (quarterbacks) **2012-present**; Seattle Seahawks (offensive coordinator) **2010**; Denver Broncos (quarterbacks) **2008**, Denver Broncos (wide receivers/quarterbacks) **2007**, Denver Broncos (offensive assistant) **2006**; New York Jets (quarterbacks) **2005**; Tampa Bay Buccaneers (assistant quarterbacks) **2004**, Tampa Bay Buccaneers (offensive quality control) **2002-03**. **College Coach:** Southern California (assistant head coach/quarterbacks) **2009**.

BEARS ROOKIE QB PERFORMANCES (in First NFL start, 1965-2011)

Quarterback	Date/Opponent	Result	Comp-Att-Yds (%)	TD-INT	Rating
Kyle Orton	9/11/2005 at WASH	L, 9-7	15-28-141 (53.5)	0-1	52.8
Craig Krenzel	10/31/2004 vs. SF	W, 23-13	13-25-168 (52.0)	1-1	70.1
Rex Grossman	12/14/2003 vs. MIN	W, 13-10	13-30-157 (43.3)	0-0	60.0
Cade McNown	10/17/1999 vs. PHI	L, 16-20	17-33-255 (51.5)	1-2	62.1
Moses Moreno	11/29/1998 vs. TB	L, 17-31	18-41-153 (43.9)	1-0	62.3
Will Furrer	12/27/1992 at DAL	L, 14-27	9-23-89 (39.1)	0-3	11.2
Jim McMahon	11/21/1982 vs. DET	W, 20-17	16-27-233 (59.3)	2-3	72.5
Bob Avellini	11/30/1975 at GB	L, 7-28	9-25-109 (36.0)	0-3	10.7
Gary Huff	12/2/1973 vs. LARams	L, 0-26	9-19-99 (47.4)	0-0	58.9
Bobby Douglass	10/19/1969 at DET	L, 7-13	4-9-41 (44.4)	1-0	95.1

**GILL BYRD** Assistant Defensive Backs/Safeties

Gill Byrd, in his seventh season in Chicago, was hired on February 20, 2006. Byrd is entering his fifth season as the Bears assistant defensive backs/safeties coach. In 2007, he served as the assistant defensive backs coach after holding the position of defensive quality control coach in his first year with the team. He was promoted to his current role on January 16, 2008.

In 2011, Byrd helped develop young safeties Chris Conte and Major Wright, who as a starting duo together in six contests helped Chicago hold opposing quarterbacks to a 68.9 passer rating with four touchdown passes to eight interceptions in those games. Conte was named to the Pro Football Weekly/Professional Football Writers of America All-Rookie Team.

Byrd came to Chicago from St. Louis where he began his coaching career in 2003. His first two seasons were spent as the Rams defensive assistant before being promoted to assistant secondary coach for the 2005 campaign.

Byrd compiled a stand-out 10-year NFL career playing exclusively with the San Diego Chargers and retired after the 1993 season as the team's all-time leader in interceptions (42) and interception return yards (546), two records which he still owns. Chosen by the Chargers with the 22nd overall pick of the first round in the 1983 NFL Draft, Byrd led all NFL cornerbacks in interceptions for three consecutive seasons (1989-91) and paced the Chargers in four straight years (1988-91). Earning All-NFL honors from The Sporting News in 1989 and Football Digest in 1990, Byrd was selected to the Pro Bowl following the 1991 and 1992 seasons. He spent the 1993 season on Injured Reserve with San Diego before retiring. Byrd was inducted into the Chargers Hall of Fame in 1998.

He returned to the NFL with the Green Bay Packers in 1999, serving as the team's executive director/player programs and community affairs for three seasons (1999-2001). In that role, Byrd directed the family assistance program of the Packers' players along with guiding players in continuing education, financial education and career internships. He began his coaching career as a volunteer with the Rams in 2003 under then-defensive coordinator Lovie Smith.

Byrd graduated from San Jose State with a degree in finance. He and wife Marilyn have two sons: Gill II, who lettered three years as a defensive back and graduated with a degree in Hotel-Restaurant Tourism from New Mexico State, and Jairus, who lettered for three years at the University of Oregon and is tied for fifth in the NFL since joining the league in 2009 with 13 interceptions, including nine during his Pro Bowl rookie season.

Gill Byrd - Asst. Defensive Backs/Safeties

Born: 1961, San Francisco, California

Playing Experience

Cornerback, San Jose State, 1978-82

Pro Cornerback/Safety, San Diego Chargers, 1983-92

Coaching Experience

Pro Coach: Chicago Bears (assistant defensive backs/safeties) **2008-present**, (assistant defensive backs) **2007**, (defensive quality control) **2006**; St. Louis Rams (assistant secondary) **2005**, (defensive assistant) **2003-04**.

AND THE EMMY GOES TO...

The Chicago Bears broadcasting department has earned six regional Emmy awards the past three years, each listed below:

2010-11:

Outstanding Achievement for Sports Programs - Sport Event/Game - Live/Unedited for Bears Preseason Football
Outstanding Crafts Achievement Off-Air - Video Journalist Kevin Foy - Chicago Bears: Sounds of the Game

2008-09:

Outstanding Achievement for Sports Programs - Single Sports Program/Special (not included in a series) - Broadcast/Advanced Media - Inside the Draft

Outstanding Achievement for Sports Programs - Sports Program Series Covering Sports or Based on a Sports Theme - Bears Gameday Live

Outstanding Achievement for Individual Excellence Off Camera: Videography - Non News-Kevin Foy

Outstanding Achievement for Individual Excellence Off Camera: Graphics Animations - Non-News-Rommel Paraiso and Mike Vasquez



MIKE DeBORD Tight Ends

Mike DeBord is in his third season as Chicago's tight ends coach after being hired on February 2, 2010.

In 2011 under the tutelage of DeBord, Kellen Davis paced the Bears with a career-high five touchdown receptions, which was tied for 12th in the NFL among tight ends and tied for sixth in the NFC at his position. In the Bears 2010 Divisional Playoff victory over Seattle, Davis had a 39-yard touchdown, the longest in franchise postseason history for a tight end.

Prior to his time in Chicago, DeBord spent two seasons with the Seattle Seahawks as an assistant offensive line coach (2008) and tight ends coach (2009) after spending 26 years in the collegiate coaching ranks.

Under DeBord's guidance in 2009, tight end John Carlson led the Seahawks with seven touchdown receptions which ranked seventh in the NFL amongst his position.

DeBord came to Seattle from the University of Michigan where he spent 12 seasons over the course of two stints with the Wolverines working as an offensive line coach (1992-96) adding the duties of assistant head coach from 1995-96, offensive coordinator/tight ends (1997-99 and 2006-07) and special teams/recruiting coordinator (2004-05). As an offensive coordinator, DeBord was named The Sporting News National Assistant Coach of the Year after helping lead the Wolverines to the *Associated Press* National Championship.

In between his stints with the Wolverines, DeBord was head coach of Central Michigan (2000-03).

DeBord entered the collegiate coaching ranks in 1982 as an offensive line coach for Franklin College, a position he held for two seasons. He also served as an offensive line coach at Fort Hays (1984), Eastern Illinois (1987-88), Ball State (1989), Colorado State (1990-91) and Northwestern (1992). From 1985-86, DeBord was the offensive coordinator/quarterbacks/wide receivers at Fort Hays.

DeBord played collegiate football at Manchester College (1974-77) before receiving his Master's degree from Ball State in 1981. He was inducted into the Indiana Football Hall of Fame in 2005. He and his wife, Deb, have two sons, Tyler and Kyle, one daughter-in-law, Carla, and one grandson, Anthony.

Mike DeBord - Tight Ends

Born: 1956, Muncie, Indiana

Playing Experience

O-line, Manchester University, 1974-77

Coaching Experience

Pro Coach: Chicago Bears (tight ends) **2010-present**; Seattle Seahawks (tight ends) **2009**, (assistant offensive line) **2008**. **College Coach:** Michigan (offensive coordinator/tight ends) **2006-07**, (special teams/recruiting coordinator) **2004-05**; Central Michigan (head coach) **2000-03**; Michigan (offensive coordinator/tight ends) **1997-99**, (offensive line) **1992-96**; Northwestern (offensive line) **1992**; Colorado State (offensive line) **1990-91**; Ball State (offensive line) **1989**; Eastern Illinois (offensive line) **1987-88**; Fort Hays State (offensive coordinator/quarterbacks/wide receivers) **1985-86**; Fort Hays State (offensive line) **1984**; Franklin (offensive line) **1982-83**.

CONTRACT EXPIRATION

- 2012** - Bell, Campbell, Collins, C. Davis, Forte, Hayden, Hayes, Idonije, Knox, Louis, Mannelly, McCargo, McCown, Melton, Moore, Ozugwu, Pressley, Rachal, Roach, Spencer, D. Thomas, Urlacher, Wilhite, C. Williams
- 2013** - Adams, Allen, Clutts, Costanzo, Cutler, K. Davis, DeCicco, Garza, Gibson, Gould, Henry, Hester, Jennings, Miller, Ross, Sanzenbacher, Spaeth, Steltz, Tillman, Toaina, Trahan, Walters, Warren, Webb, E. Williams, Wootton, Wright
- 2014** - Alexander, Anderson, Blanchard, Briggs, Brown, Cameron, Cole, Conte, Coston, Crump, Enderle, Golden, Greene, Hendrickson, Jones, Marshall, Paea, Pieschel, Quigley, Summers, Teggart, J.T. Thomas, Thornton, Unga, Venson, Weems, J. Williams
- 2015** - Bennett, Bush, Carimi, Frey, Hardin, Jeffery, McCoy, Peppers, Podlesh, Rodriguez
- 2016** - McClellin

**DARRYL DRAKE** Wide Receivers

Darryl Drake is in his ninth season as the Bears wide receivers coach. Drake was hired on February 6, 2004 after coaching 21 seasons at the collegiate level. He came to Chicago after six seasons (1998-2003) as the receivers coach at the University of Texas, adding the title of associate head coach on Mack Brown's Longhorns staff prior to the 2003 season.

Drake's significant experience as a collegiate tutor of wide receivers has served him well during his time with the Bears as he worked with a young receiving corps in each of his first eight seasons in Chicago. Throughout his tenure he has helped developed such young talent at the receiver position as Earl Bennett, Johnny Knox, Devin Hester, Devin Aromashodu, Mark Bradley, Rashied Davis, Justin Gage and Bernard Berrian.

In 2011, Knox finished second in the NFL in receiving average (19.6 yards per catch) a year after finishing fifth in the NFL at 18.8 yards per reception. In 2009, Knox's 45 receptions were tied for the most ever by a Bears rookie wide receiver, tied for third all-time by a Chicago rookie and seventh among NFL rookies in 2009. His 527 receiving yards that season were fifth most by a rookie in franchise history and ninth among league rookies. Drake has helped Knox to a 16.6 career yards per catch average, seventh in the NFL since 2009. Hester's 2,565 career receiving yards are 21st all-time in franchise history in just five seasons as a wide receiver. Since Week 9 of the 2010 regular season, Bennett is one of five NFL players to convert all of their third down receptions into first downs (minimum 10 receptions), with his 17 tied for the most among that group of five.

Since 2004, the Bears have the 10th fewest drops in the NFL with 197. In 2010, Chicago dropped just 23 passes, tied for seventh fewest in the NFL. In 2009, the Bears were tied for the fewest dropped passes in the NFL with just 20. During Chicago's Super Bowl run in 2006 under Drake's leadership, the Bears were the NFL leaders by hauling in 95.9-percent (282 of 294) of the catchable balls thrown their way. The 12 drops by Chicago's receivers during the season equaled Buffalo for fewest in the League.

At Texas, Drake guided three different Longhorn wide receivers to first-team all-Big 12 honors and directed three of the most productive receiving duos in UT history. While coaching the first three 1,000-yard receivers in the school's history, the Longhorns averaged nearly 10 wins a season. Drake mentored first-round draft pick Roy Williams, who finished his UT career as the leading receiver in school history with 251 receptions for 4,017 yards (16.0 yards per receptions) and 37 touchdowns. He also coached Wayne McGarity, a fourth-round draft pick of the Dallas Cowboys in 1999.

Prior to that, Drake spent one season as the offensive coordinator and quarterbacks coach at Baylor (1997) after five seasons coaching wide receivers at Georgia (1992-96). During his time with the Bulldogs, Drake tutored some of the top receivers in the SEC: Andre Hastings, Brice Hunter and NFL Pro Bowler Hines Ward.

Drake began his coaching career at Western Kentucky as a graduate assistant coach (1983-84) and spent nine seasons with the Hilltoppers, working with the wide receivers for four seasons (1985-88), the secondary for two years (1989-90) and serving as the passing game coordinator/quarterbacks coach in 1991. He starred as a wide receiver for WKU in 1975 and during the 1977-78 seasons. He helped the Hilltoppers to an 8-2 record and the OVC Championship as a senior and was a member of their 11-2 OVC Championship squad that played in the NCAA Division II Championship game in 1975.

Following his collegiate career, Drake spent time in professional football with the Washington Redskins (1979), Ottawa Roughriders of the Canadian Football League (1981) and Cincinnati Bengals (1983). The Louisville, Ky., native earned his bachelor's (1980) and master's (1984) from Western Kentucky.

Drake was an all-state performer in football and an All-American in both track and field and basketball at Flaget High School in Louisville. He and his wife, Sheila, have three daughters, Shanice, Felisha and Marian.

Darryl Drake - Wide Receivers


Born: 1956, Louisville, Kentucky

Playing Experience

Wide Receiver, Western Kentucky, 1975-78
Pro Wide Receiver, Washington Redskins, 1979; Ottawa Roughriders (CFL), 1981; Cincinnati Bengals, 1983

Coaching Experience

Pro Coach: Chicago Bears (wide receivers) **2004-present. College coach:** Texas (associate head coach/wide receivers) **2003**, Texas (wide receivers) **1998-2002**; Baylor (offensive coordinator/quarterbacks) **1997**; Georgia (wide receivers) **1992-96**; Western Kentucky (passing game coordinator/QBs/secondary/wide receivers/graduate assistant) **1983-91**.



ANDREW HAYES-STOKER *Off. Asst./Wide Rec.*

Andrew Hayes-Stoker is in his third season on Chicago's coaching staff and his first as offensive assistant/wide receivers. He was named to the coaching staff on February 5, 2010 as offensive quality control coach, a position he held for two years. Prior to being named to the coaching staff, Hayes-Stoker spent the previous four years (2006-09) as the Bears football operations assistant, carrying out football and business related duties in that role.

Prior to his time in Chicago, Hayes-Stoker worked as a graduate assistant for the Texas A&M football team from 2005-06.

Hayes-Stoker played football collegiately at Texas Christian (1999-2002), where he was a two-time captain. After graduation, Hayes-Stoker worked as a recruiter for TCU (2004-05) before heading to College Station.

Andrew Hayes-Stoker - Off. Asst./Wide Receivers

Born: 1979, Arlington, Texas

Playing Experience

Running Back, Texas Christian, 1999-2002

Coaching Experience

Pro Coach: Chicago Bears (offensive assistant/wide receivers) **2012-present**; Chicago Bears (offensive quality control) **2010-11.**

AND THE AWARD GOES TO...

The Bears earned five NFC Player of the Week honors in 2011 and two NFC Player of the Month selections during the year.

2011 BEARS AWARD WINNERS

NFC DEFENSIVE PLAYER OF THE MONTH

Julius Peppers - November: Recorded six tackles, four sacks, one tackle for loss, 10 quarterback pressures and three pass break ups.

NFC SPECIAL TEAMS PLAYER OF THE MONTH

Devin Hester - October: Recorded eight punt returns for 130 yards (16.3 avg.) with a 69-yard touchdown and nine kickoff returns for 278 yards (30.9 average) with a 98-yard score.

NFC DEFENSIVE PLAYER OF THE WEEK

Brian Urlacher - Week 1 vs. ATL: Had 10 tackles, one tackle for a loss, one interception and returned a fumble 12 yards for a touchdown.

Lance Briggs - Week 7 at TB: Registered 10 tackles, one tackle for a loss and one interception.

NFC SPECIAL TEAMS PLAYER OF THE WEEK

Devin Hester - Week 4 vs. CAR: Recorded 142 return yards - including setting an NFL record with his 11th career punt return touchdown, a 69-yarder. 73-yard kickoff return set up Bears first offensive TD.

Devin Hester - Week 6 vs. MIN: Registered 134 return yards - including a 98-yard kickoff return touchdown - adding 91 receiving yards and a receiving score.

Devin Hester - Week 10 vs. DET: Had 122 punt return yards on three returns (40.7 ypr) - including an 82-yard punt return touchdown.

FEDEX GROUND PLAYER OF THE WEEK

Matt Forte - Week 4 vs. CAR: Rushed for 205 yards and a touchdown on 25 carries (8.2 ypc) in Week 4 versus Carolina, the third player in Bears franchise history with 200-rushing yards.

**JON HOKE** Defensive Backs

Jon Hoke, in his fourth season as Chicago's defensive backs coach, was hired on January 13, 2009.

In 2011, under Hoke's guidance CB Charles Tillman was named to his first career Pro Bowl while breaking the franchise record for career interception return touchdowns (five), including three since 2009. Tillman also forced four fumbles in 2011, tied for fifth most in the NFL and second among defensive backs. CB D.J. Moore recorded a team-high four interceptions during the 2011 season, a year after recording four in his first-year as Chicago's nickel back. Tillman and Moore each have eight interceptions over the last two seasons, tied for 12th in the NFL.

In 2010, S Chris Harris was named second-team All-Pro by the Associated Press after recording five interceptions. Tillman returned his five interceptions in 2010 127 yards, third most in the NFL. Tillman's 25.4 yards per return was third highest in the NFL and Moore's 23.8 average was fourth.

In 2009, second-year cornerback Zackary Bowman ranked tied for fifth in the NFL with six interceptions, the most by a Bears corner since Nathan Vasher had eight in 2006. Tillman ranked second in the NFL in 2009 with six forced fumbles, the most among defensive backs.

Prior to his time in Chicago, the 29-year coaching veteran spent the previous seven seasons (2002-08) as the Houston Texans defensive backs coach after spending three seasons (1999-2001) at the University of Florida as the Gators defensive coordinator/secondary coach. He added the title of assistant head coach in his final two seasons (2000-01) at Florida.

During his time with the Texans, Houston defensive backs accounted for 82.8 percent (72 of 87) of the teams' interceptions, seventh-highest percentage in the NFL during that span and third-highest in the AFC. In 2002, he coached CB Aaron Glenn to the Pro Bowl.

Prior to his time in Gainesville, Hoke tutored the defensive backs at Missouri for five seasons (1994-98) after spending three years in the same capacity at Kent State (1989-93), adding the title of defensive coordinator in his final season with the Golden Flashes.

Hoke started coaching at Bowling Green in 1983 as the Falcons' secondary/special teams coach. He spent four seasons in Bowling Green before coaching the defensive backs/special teams at San Diego State from 1987-88.

A four-year letterman at Ball State (1976-79), Hoke earned all-MAC honors as a defensive back. He earned a bachelor's degree in physical education. Hoke played 11 games for the Chicago Bears in 1980, recording seven tackles.

A native of Kettering, Ohio, Hoke and his wife, Jody, have four children: Mallory, Kyle and twins Kendall and Carly.

Jon Hoke - Defensive Backs

Born: 1957, Kettering, Ohio

Playing Experience

Defensive Back, Ball State, 1976-79

Pro Defensive Back, Chicago Bears, 1980

Coaching Experience

Pro Coach: Chicago Bears (defensive backs) **2009-present**; Houston Texans (defensive backs) **2002-08**. **College coach:** Florida (assistant head coach/defensive coordinator/secondary) **2000-01**, (defensive coordinator/secondary) **1999**; Missouri (defensive backs) **1994-98**; Kent State (defensive coordinator/defensive backs) **1993**, (defensive backs) **1989-92**; San Diego State (defensive backs/special teams) **1987-88**; Bowling Green (secondary/special teams) **1983-86**.

OFFENSIVE LINEMEN SCORES

Bears offensive lineman Edwin Williams scored his first career touchdown during the 2011 season when he recovered a fumble in the end zone on December 25, 2011 at Green Bay. The touchdown was the fifth by a Bears offensive lineman since the AFL-NFL merger in 1970.

TDs BY BEARS OFFENSIVE LINEMEN SINCE 1970

Player	Date	Opp.	TD
Edwin Williams	12/25/11	at GB	Fumble recovery in end zone
John St. Clair	9/16/07	vs. KC	2-yard pass from Rex Grossman
Marcus Spears	10/13/96	at NO	1-yard pass from Dave Krieg
George Seals	10/10/71	vs. NO	Fumble recovery in end zone
Rich Coady	11/29/70	at BAL	1-yard pass from Jack Concannon



TIM HOLT *Offensive Line*

Tim Holt is in his first season as the Bears offensive line coach after being hired on February 8, 2012.

Holt spent the last three seasons (2009-11) with the Tampa Bay Buccaneers working as team's assistant offensive line coach last year. In 2010 he was an offensive assistant coach for Tampa Bay, concentrating most of his work on the offensive line. He joined Tampa Bay in 2009 as a coaching intern during spring OTAs, concentrating on tight ends before helping with the offensive line during training camp and the regular season.

In the last two seasons, Holt has helped coach two Pro Bowlers along Tampa Bay's offensive line: G Davin Joseph (2011) and LT Donald Penn (2010). Over those two seasons, Tampa Bay's 4.5 yards per carry was the eighth best rushing average in the NFL.

Prior to joining the Buccaneers, Holt spent 14 seasons (1995-2008) coaching collegiately, including 10 working with offensive linemen. Holt started his collegiate coaching experience at his alma mater, Southern Connecticut State, in 1995, working two seasons as the tight ends/assistant offensive line coach.

He held the same position at Lehigh (1997-98) and Cornell (1999) before taking on the responsibility of running backs coach at Cornell in 2000.

From 2001-03, Holt was the offensive line coach/offensive coordinator at American International before returning to his alma mater to coach the running backs for four seasons (2004-07). Holt's last collegiate stop was Stonehill College in 2008 as the offensive line coach and run game coordinator.

Collegiately Holt played on the offensive line for the Owls for four seasons (1991-94) and was a three-year letter winner. He and his wife, Bridget, have four daughters: Madailein, Cailin, Aislinn and Tegwyn.

Tim Holt - Offensive Line

Born: 1973, Dighton, Massachusetts

Playing Experience

Offensive Line, Southern Conn. St., 1991-94

Coaching Experience

Pro Coach: Chicago Bears (offensive line) **2012-present**; Tampa Bay Buccaneers (assistant offensive line) **2009-11**.

College Coach: Stonehill (offensive line/run game coordinator) **2008**; Southern Connecticut State (running backs) **2004-07**; American International (offensive line/offensive coordinator) **2001-03**; Cornell (running backs) **2000**; Cornell (tight ends/assistant offensive line) **1999**; Lehigh (tight ends/assistant offensive line) **1997-98**; Southern Connecticut State (tight ends/assistant offensive line) **1995-96**.

ALL-TIME NFC NORTH STANDINGS

(since 2002)

	Overall record				Division record				Division Titles
	W	L	T	Pct.	W	L	T	Pct.	
Green Bay	99	61	0	.619	42	18	0	.700	02, 03, 04, 07, 11
BEARS	82	78	0	.513	33	27	0	.550	05, 06, 10
Minnesota	77	83	0	.481	31	29	0	.517	08, 09
Detroit	47	113	0	.294	14	46	0	.233	

2011 NFC NORTH DIVISION STANDINGS

	Overall record				Division record			
	W	L	T	Pct.	W	L	T	Pct.
Green Bay	15	1	0	.938	6	0	0	1.000
Detroit	10	6	0	.625	3	3	0	.500
BEARS	8	8	0	.500	3	3	0	.500
Minnesota	3	13	0	.188	0	6	0	.000

**KEVIN O'DEA** Assistant Special Teams

Kevin O'Dea is in his fourth season as the Bears assistant special teams coach, holding the same position during two stints with the team, first in 2006 and 2007 before being rehired on January 26, 2011.

In 2011, under coordinator Dave Toub and O'Dea, the Bears ranked third in the NFL in overall special teams rankings (according to the Dallas Morning News ranking system compiled by Rick Gosselin) after finishing first overall in each season during their first stint together with the team.

O'Dea helped K Robbie Gould finish with the third-highest field goal percentage in team history (87.5) in 2011 after the kicker made the Pro Bowl following the 2006 season when he set the franchise record with 32 field goals made. In 2011, Gould also set the franchise mark with six field goals made from 50-plus yards, including a franchise best 57-yarder. In 2006, Gould established a then team-best 88.9 field goal percentage (32 of 36). In 2007, Gould had 31 field goals made, tied for second-most in team history, and his 86.1 percentage (31 of 36) is fourth best and was second highest at the time.

O'Dea spent 2010 as the special teams coordinator of the Hartford Colonials of the UFL after spending two seasons in the same position with the New York Jets. O'Dea also served as the special teams coach of the Arizona Cardinals (2004-05), helping Neil Rackers to the Pro Bowl following the 2005 season, special teams assistant with the Detroit Lions (2002-03), offensive/defensive assistant with the Tampa Bay Buccaneers (1996-01) and defensive/special teams coach with San Diego (1994-95).

O'Dea jumped to the professional ranks following eight years as a collegiate coach capped off by three years at Penn State where, as a graduate assistant, O'Dea worked with the wide receivers (1991), then was named assistant strength coach/defensive line/linebackers for the 1992 and 1993 seasons. Prior to that, O'Dea spent three years at the University of Virginia, as a graduate assistant from 1988-89 and as assistant strength coach in 1990. He also spent 1987 as the freshman defensive backs coach at Cornell.

A native of Williamsport, Pa., O'Dea spent a four-year term in the Coast Guard (1979-83) before enrolling at Lock Haven University where he played wide receiver and defensive back until a back injury cut short his playing career. While still a student, he coached wide receivers at Lock Haven and earned a degree in fitness management. O'Dea later obtained a master's degree in education from the University of Virginia. He and his wife, Mary Anne, have two sons, Sean Michael and Ryan Matthew.

Kevin O'Dea - Assistant Special Teams

Born: 1960, Williamsport, Pennsylvania

Playing Experience

Wide Receiver/Defensive Back, Lock Haven University, 1984-85

Coaching Experience

Pro Coach: Chicago Bears (assistant special teams) **2011-present, 2006-2007;** New York Jets (special teams coordinator) **2008-09;** Arizona Cardinals (special teams) **2004-05;** Detroit Lions (special teams assistant) **2002-03;** Tampa Bay Buccaneers (offensive/defensive assistant) **1996-2001;** San Diego Chargers (defensive/special teams assistant) **1994-95.** **College Coach:** Penn State (assistant strength/defensive line/linebackers) **1992-93;** Penn State (graduate assistant) **1991;** Virginia (graduate assistant) **1989-90;** Cornell (defensive backs-freshman) **1987;** Lock Haven (wide receivers) **1986.**

ACTIVE BEARS LEADERS GAMES PLAYED/STARTED

(Among Active Players)

Consecutive Games Played in a Bears uniform

Robbie Gould	99
Kellen Davis	64
Julius Peppers	64
Devin Hester	33
Charles Tillman	32
Brian Urlacher	32

Consecutive Games Started in a Bears uniform

Julius Peppers	38
Charles Tillman	32
Brian Urlacher	32
Israel Idonije	31
J'Marcus Webb	28



MIKE PHAIR Defensive Line

Mike Phair will begin his second season as defensive line coach of the Bears after being hired on February 3, 2011.

The Bears defensive line produced 30 of the team's 33 sacks in 2011, seventh most in the NFL by a defensive front and the third highest percentage by a defensive line in the NFL (90.9). DE Julius Peppers was selected to the Pro Bowl after tying for 11th in the NFL with 11 sacks, most by a Bears player since 2006. DT Henry Melton tied for third in the NFL among defensive tackles with a career-high seven sacks. Melton and fellow DT Amobi Okoye each had 42 sack yards, tied for second among NFL defensive tackles in 2011.

Prior to joining the Bears, Phair spent six seasons with the Seattle Seahawks including the last three on their coaching staff. Phair held the positions of defensive assistant (2010), assistant defensive line coach (2009) and assistant linebacker coach (2008) with Seattle after spending the previous three years as an area scout for the Seahawks (2005-07), including their 2005 NFC Championship season. In 2008, Phair helped linebacker Julian Peterson to his fifth Pro Bowl nod.

Prior to coming to Seattle, Phair spent three seasons in the college scouting department of the Tampa Bay Buccaneers, including their Super Bowl XXXVII championship season in 2002. Phair has college coaching experience with Arizona State (graduate assistant/defense working with the defensive line, 1999-2000) and Tiffin University (linebackers/special teams/recruiting, 2001).

Phair played collegiate football at Arizona State, starting two years at linebacker after beginning his career with the Sun Devils as a walk-on. He played two seasons at Mesa Community College, earning first-team all-conference honors in 1989.

Phair and his wife, Jennifer, have four children: Parker, Coleman, Maisy and Ava.

Mike Phair - Defensive Line

Born: 1969, Mesa, Arizona

Playing Experience

**Linebacker, Mesa (Ariz.) C.C., 1988-89,
Arizona State, 1990-91**

Coaching Experience

Pro Coach: Chicago Bears (defensive line) **2011-present**; Seattle Seahawks (defensive assistant) **2010**, Seattle Seahawks (assistant defensive line) **2009**, Seattle Seahawks (assistant linebackers) **2008**. **College Coach:** Tiffin University (linebacker/special teams/recruiting) **2001**, Arizona State (graduate assistant/defense - defensive line) **1999-2000**.

PLAYOFF APPEARANCES

The Bears, who have won the NFC North three of the last seven seasons, rank seventh in the NFL in all-time playoff appearances. Only the New York Giants (31), Dallas (30), Green Bay (27), Pittsburgh (27), St. Louis (27) and Minnesota (26) and have reached the playoffs more than Chicago. The Bears have an overall playoff record of 17-18 including a 13-8 (.619) record at home and 4-10 (.286) mark on the road.

Team	Playoff App.	Team	Playoff App.	Team	Playoff App.
N.Y. Giants	31	Miami	22	Atlanta	11
Dallas	30	Washington	22	Seattle	11
Green Bay	27	Oakland	21	Cincinnati	10
Pittsburgh	27	Tennessee	21	Tampa Bay	10
St. Louis	27	New England	19	New Orleans	9
Minnesota	26	Buffalo	18	Arizona	8
Chicago	25	Denver	17	Baltimore	8
Cleveland	24	San Diego	17	Jacksonville	6
Indianapolis	24	Kansas City	16	Carolina	4
Philadelphia	23	Detroit	15	Houston	1
San Francisco	23	N.Y. Jets	14		



CHICAGO BEARS STAFF

SMITH



MIKAL SMITH **Defensive Assistant/Nickelbacks**

Mikal Smith is in his third season with the Bears coaching staff and his first as defensive assistant/nickelbacks coach. Smith spent the previous two seasons as Chicago's defensive quality control after he was hired to Chicago's coaching staff on February 5, 2010. A year prior, he spent the 2009 season as a Bears coaching assistant.

Prior to his time with the Bears, Smith was an assistant coach at Trinity International University (Deerfield, IL) for two years (2006-07), coaching the defensive backs and adding the duties of special teams coordinator in his final season.

Smith played collegiate football at Arizona (1995-96) where he was a two-year starter at safety. Smith earned his bachelor's degree at Carthage College in Kenosha, Wisconsin.

Mikal Smith - Defensive Assistant/Nickelbacks

Born: 1976, Dallas, Texas

Playing Experience

Safety, Arizona, 1995-96

Coaching Experience

Pro Coach: Chicago Bears (defensive assistant/nickelbacks) **2012-present**; Chicago Bears (defensive quality control) **2010-11**. **College coach:** Trinity International University (special teams coordinator/defensive backs) **2007**, (defensive backs) **2006**.

AIR MILES

Planning to follow the Bears on the road? The following is a list of the round-trip air miles between Chicago's O'Hare Airport and the cities they will visit during the 2012 season:

Arizona Cardinals (Phoenix)	2,880
Cleveland Browns	632
Dallas Cowboys	1,608
Detroit Lions	470
Green Bay Packers	322
Jacksonville Jaguars	1,730
Minnesota Vikings (Minneapolis)	668
New York Giants (Newark)	1,438
San Francisco 49ers	3,692
Tennessee Titans (Nashville)	818

This year's total 14,258

2012 total	14,258
2011 total	20,118
2010 total	12,581
2009 total	14,324
2008 total	10,664
2007 total	16,802
2006 total	13,790
2005 total	9,356
2004 total	10,226
2003 total	16,890
2002 total*	12,763
2001 total	9,314
2000 total	12,560
1999 total	13,796
1998 total	12,140
1997 total	21,482
1996 total	11,862
1995 total	8,682

Totals include pre-season; the 1997 total includes the pre-season game in Dublin, Ireland. Dublin is 8,466 round-trip air miles from O'Hare. The 2011 total includes the regular season game in London, England. London is 7,900 round-trip air miles from O'Hare.

*2002 total includes nine flights to Champaign for home games.



TIM SPENCER **Running Backs**

Tim Spencer, in his ninth season as the Bears running backs coach, was named to his current position on January 27, 2004. Spencer came to the NFL following 10 seasons of tutoring the ball carriers at his alma mater of the Ohio State University.

In 2011, under Spencer's guidance, RB Matt Forte was selected to his first career Pro Bowl, ranking third in the NFL in scrimmage yards per game (123.9) and sixth in rushing yards per game (83.1). Forte averaged a career-high 4.9 yards per carry in 2011 and before missing the last three contests of the season with a knee injury, led the NFL in scrimmage yards (1,487), ranked third in the NFL in rushing yards (997) and ranked fourth among all running backs with 490 yards receiving.

Chicago rushed for 2,015 yards in 2011, the second time they have eclipsed the 2,000-yard rushing mark in the last 21 seasons with both coming under Spencer's guidance (2005, 2,099 rushing yards). The Bears averaged 4.4 yards per carry in 2011, 16th highest average in franchise single-season history and highest since 1990.

Since Spencer joined the Bears staff in 2004, Chicago running backs have claimed six of the top seven single-season reception totals in franchise history at the position. Forte claimed the top-two spots in 2008 (63 receptions) and 2009 (57). Thomas Jones is third (56 in 2004) and Forte is also fifth (52 in 2011) and tied for sixth (51 in 2010) with Adrian Peterson (2007). During that span the Bears have compiled 13,767 rushing yards on 3,521 carries.

Under Spencer's tutelage, the first player in franchise history with 1,000-plus yards from scrimmage in each of his first four NFL seasons, the first player in franchise history with 900 rushing yards in each of his first four seasons with the team and the first running back in franchise history with 400 receiving yards in four seasons. In 2008, Forte broke franchise rookie records in rushing yards (1,238), yards from scrimmage (1,715) and receptions (63). Under Spencer's guidance, Forte became one of just eight rookies in NFL history to rush for 1,000-plus yards and record 50-plus receptions. In 2007, Spencer's unit finished fifth in the NFL with 693 receiving yards on 86 receptions and the Bears were one of 12 teams in the NFL in 2007 that had two players rush for 500 or more yards. Peterson led the way with 420 receiving yards, fourth-most among NFL running backs, on 51 receptions. In 2006, Spencer's was less than 100 yards shy of reaching the 2,000 rushing yard mark as a team after topping that milestone in 2005 for the first time in 15 seasons.

Prior to joining the Bears, Spencer was the position coach for Eddie George during his Heisman Trophy-winning season of 1995 and during the Buckeyes national championship season in 2002. He was part of three Big Ten championship teams (1996, 1998, 2003) as a coach at OSU and was part of an offensive attack which led the Big Ten in scoring offense and total offense three of his 10 seasons (1995, 1996, 1998). Including George (twice), he produced 1,000-yard rushers six times during his tenure (Pepe Pearson, Michael Wiley, Jonathan Wells, Maurice Claret) including George's school single-season record of 1,927 yards in 1995.

A running back at Ohio State from 1979-1982, Spencer was the second player taken in the 1983 USFL draft where he played one year each for Chicago (1983), Arizona (1984) and Memphis (1985) before signing with the San Diego Chargers (1985-90) where he was a four-year starter at fullback. He returned to Ohio State in 1993 after retiring from professional football to finish his degree requirements and was named to John Cooper's coaching staff prior to the 1994 season.

The Buckeyes' starting fullback as a sophomore, he moved to tailback his final two years and led the team in rushing both of those seasons. He closed out his career with 3,553 yards rushing and still ranks third on OSU's all-time rushing list, trailing only Heisman Trophy winners Archie Griffin (5,589) and George (3,768). Spencer was the Buckeyes' co-captain and MVP as a senior. He also was MVP of the 1982 Holiday Bowl, rushing for 167 yards and two touchdowns in the Buckeyes' 47-17 win over Brigham Young. During his four years at Ohio State, the Buckeyes posted a combined record of 38-10 and played in four bowl games, including the 1980 Rose Bowl.

Spencer and his wife, Gilda, have two sons, Cole and Evan, who is a sophomore on Ohio State's football team.

Tim Spencer - Running Backs

Born: 1960, Martins Ferry, Ohio

Playing Experience

Running Back, Ohio State, 1979-82

Pro Running Back, Chicago (USFL) 1983;

Arizona (USFL) 1984; Memphis (USFL) 1985;

San Diego Chargers, 1985-90

Coaching Experience

Pro Coach: Chicago Bears (running backs) **2004-present. College Coach:** Ohio State (running backs) **1994-2003.**

**RUSTY JONES** Director of Physical Development

Rusty Jones is in his eighth season as the Bears strength and conditioning coordinator. Jones, a veteran of 20 NFL seasons with the Buffalo Bills when he was hired by Chicago on February 3, 2005, became just the third full-time strength coach in Bears history since the position was created in 1974.

Jones was named 2006 National Professional Strength and Conditioning Coach of the Year by the Professional Football Strength and Conditioning Coaches Society in February of 2007. The award recognized his proficiency at enacting his renowned conditioning and nutrition program upon his arrival in Chicago. Jones has seen the principles of his program wholeheartedly adopted by the players throughout the roster.

Known around the NFL as one of the finest strength, conditioning and nutrition experts in the business, Jones has created a nutritional and workout programs specifically designed for each Bears player to maximize performance while maintaining year-round health.

Before joining the Bears, he had spent his entire NFL career in Buffalo after being hired in June of 1985. He spent 19 years as the Bills strength and conditioning coordinator before being promoted to director of physical development/assistant to the head coach prior to the 2004 season.

During his tenure in Buffalo, Jones worked under six head coaches including Hall of Famer Marv Levy and worked with over 25 different Pro Bowlers including Hall of Famers Jim Kelly and James Lofton. The Bills qualified for the playoffs in 10 of Jones' 20 seasons with the team, including four consecutive Super Bowl appearances from 1990-93. He gained league-wide notoriety for getting Buffalo's players in top physical condition while the Bills enjoyed success running the "no-huddle" offense in the early 1990's. Prior to joining the Bills in June of 1985, Jones spent two years as the conditioning supervisor for the DeBartolo Corporation, working in Pittsburgh with the Penguins, Spirit and Maulers (1983-84).

Jones earned a physical education degree from Springfield (Mass.) College and taught for two years at Dover High School in New Hampshire. The native of Berwick, Maine and Noble High School returned to Springfield to earn a master's degree in exercise physiology (1979-82), serving as a graduate assistant with the football program during that time.

Jones and his wife, Sharon, have one son, Tyler. Sharon is a professional singer who performed the national anthem before one Bears game in 2006 after doing so many times in Buffalo.

**JIM ARTHUR** Strength and Conditioning Coach

Jim Arthur is in his eighth season as the Bears strength and conditioning assistant. Arthur came to Chicago after spending three seasons as an intern with the Buffalo Bills. He made the move to Chicago with his Buffalo mentor, Rusty Jones.

Arthur assists Jones with implementing and overseeing the team's strength, conditioning, speed, agility and nutritional programs. He also performs flexibility enhancing techniques, measures and evaluates player body composition, while educating the athletes on proper nutritional guidelines, including hydration and muscle glycogen repletion.

Arthur began his coaching career at his alma mater, Springfield (Mass.) College, working as a student assistant until his graduation in 2000, then as a graduate assistant where he earned his Master of Education in Applied Exercise Science in 2002. He interned at Louisiana Tech during the summer of 2001 and at Boston College while finishing his master's degree in 2002 before joining the Bills.

A native of Cheshire, CT, Arthur is married to the former Kendra Selin.



TONY MEDLIN **Head Equipment Manager**

Tony Medlin is in his 26th season with the Chicago Bears and his 16th as the team's head equipment manager. Medlin is responsible for effectively coordinating all team equipment operations including logistics, purchasing and inventory, for all staff and players. Medlin also serves as the team's liaison with the NFL's sole apparel provider, Nike.

After the 2000 season, Medlin received the Whitey Zimmerman Award as the NFL's top equipment manager. Named head equipment manager in 1997, Medlin initially joined the Bears as an assistant equipment manager in 1987. He previously served as the athletic equipment manager at North Carolina Central University from 1982-87 after graduated from there with a B.S. degree in therapeutic recreation.

Medlin and his wife, Chandra, have one daughter, Brandy. Medlin, born in 1960, is the older brother of Ron Medlin, who is in his second season with the Ravens as Baltimore's assistant certified athletic trainer after spending time as head athletic trainer for the Atlanta Falcons. His numerous charitable endeavors are highlighted by his role as the chairman of the annual Chicago Bears Coat Drive, which collected tens of thousands of coats during the 2010 holiday season. He is also involved with the "Say No to Drugs" campaign and the American Cancer Society.



CHRIS HANKS **Head Athletic Trainer**

Chris Hanks is in his first season as the Bears head athletic trainer after spending the previous 12 years as Chicago's assistant athletic trainer.

Prior to joining the Bears, Hanks spent 11 years at the University of Richmond, including his final three and a half years (January of 1997 - June of 2000) as head athletic trainer. He joined Richmond in 1989 as a graduate assistant athletic trainer before being named to assistant athletic trainer in 1990.

Hanks received a Bachelor of Sciences degree from Ohio University and a Master of Sports Management degree from Richmond.

Hanks, 44, was born in Pittsburgh, PA. He and his wife, Tracy, have two daughters, Clare & Aerin.



BOBBY SLATER **Asst. Head Athl. Trainer/Dir. of Rehab.**

Bobby Slater is in his first season as the Bears assistant head athletic trainer/director of rehabilitation after spending the last 10 years as the team's director of rehabilitation.

Slater will be entering his 14th season overall with the Bears after arriving in Chicago in 1999 as an assistant athletic trainer. He was promoted to director of rehabilitation in 2002. Slater first worked with the Bears as a training camp intern in 1994, then served in the same capacity with the Miami Dolphins in 1995 and again with Chicago in 1998.

Prior to his time in Chicago, Slater was a graduate assistant athletic trainer from 1997-99 at Mississippi State University. He was also an athletic trainer at Lee Memorial Hospital (1997) and A. Kagan Orthopedics in Ft. Myers, Florida (1995-97). Slater received a Bachelor of Science degree from Florida Southern College and a Master of Science degree from Mississippi State.

Slater and his wife, Bridget, have three daughters, Savannah, Natalee and Brooke, and a son, Ryan.

**CLIFF STEIN** Vice Pres. of Football Admin. & General Counsel

Cliff Stein is in his 11th season with the Chicago Bears. In November of 2011 he was named Vice President of Football Administration and General Counsel after holding the title of Senior Director of Football Administration and General Counsel since May of 2007.

Stein is the team's lead contract negotiator for all player contracts and assists the general manager in the management and strategic planning of the club's salary cap. He also assists the general manager in the handling of all legal issues in the football operations department and oversees the team's security and safety services. He serves as the liaison between the National Football League Management Council and the club on all CBA / salary cap compliance issues and other legal matters. In addition, Stein serves as the club's general counsel on all general legal matters and liaison to outside counsel. In 2005, Stein was admitted by the

Supreme Court of Illinois to practice law as House Counsel pursuant to Rule 716.

Stein joined the team in February 2002, as the director of player contracts & legal affairs. Prior to joining the Bears, he represented NFL players in contract negotiations and was a certified contract advisor with National Football League Players Association (NFLPA) from 1994 to 2002. Between 1997 and 2002, he was a partner in the law firm Colton & Stein, P.C. in Voorhees, N.J., where he specialized in sports law and civil litigation. In his previous capacity as an NFL agent, Stein performed all salary and endorsement contract negotiations and handled arbitrations, injury grievances, appeals and workers compensation claims.

Stein graduated magna cum laude from Temple University in 1991 and received a B.B.A. degree in business law and finance. He received his Juris Doctor degree from Temple University School of Law in 1994. As a law student he clerked for three Federal Court judges. He was admitted to the practice of law in New Jersey and Pennsylvania in 1994. In 1995, he was appointed by the president of the Pennsylvania Bar Association to serve on the Committee of Legal Ethics and Professional Responsibility. Upon graduation from law school in 1994, he began his legal career as a litigation and labor associate at a large union-side labor law firm in Southern New Jersey. In addition to representing professional athletes during his legal career, Stein also became skilled in the art of trial advocacy. Prior to joining the Bears, Stein notched several jury trial victories on behalf of his clients in cases involving significant personal injuries, wrongful death, dram shop liability and insurance litigation. He also served as the municipal prosecutor for the Borough of Audubon, New Jersey in 2001-02.

Stein was born in Philadelphia, Pa. He and his wife, Gayle, have two children, son Jesse (11) and daughter Brynn (8).

**CHRIS BALLARD** Director of Pro Scouting

Chris Ballard is in his twelfth season with the Chicago Bears and his first as Director of Pro Scouting. Ballard spent the previous 11 seasons as Chicago's Southwest Area Scout. During that time, Ballard helped the Bears draft Pro Bowlers Matt Forte, Johnny Knox, Charles Tillman, Tommie Harris and Nathan Vasher.

Prior to his time with Chicago, Ballard spent seven seasons as a coach at Texas A&M-Kingsville under 2012 College Football Hall of Fame inductee Head Coach Ron Harms. Ballard started his Javelinas coaching career in 1994 tutoring the wide receivers. From 1995-99 he was the secondary coach. In his final season at Texas A&M-Kingsville, Ballard served as defensive coordinator. During his time with the Javelinas, Ballard helped mentor future NFL players Al Harris, Richard Jones, Karl Williams and Floyd Young, while also being a part of a

coaching staff that developed first rounder Jermaine Mayberry and current Bears offensive lineman Roberto Garza.

Ballard played football for four years at the University of Wisconsin-Madison, graduating with a Bachelor of Arts Degree in 1993. After suffering multiple knee injuries, Ballard served as a student assistant for his senior year. He finished Master's course work in Education Administration in 1998.

Ballard and his wife, the former Kristin Ciborowski, have three children Kierstyn, Cole and Cash and are in the process of adopting two more: Sunnie and Rainn.



MARTY BARRETT **Director of College Scouting**

Marty Barrett is in his 16th season with the Chicago Bears and his first as Director of College Scouting. Barrett has 17 years of scouting experience with the New Orleans Saints (1995-97) and Bears (1997-2012), focusing on the West region for both teams.

Prior to scouting, Barrett was an assistant to the Athletics Director/ Football Operations at Rutgers University from 1991-95 after serving as a graduate assistant/defensive backs for the Scarlet Knights for one season. From 1986-89, Barrett coached at his alma mater, the University of Buffalo, working with the wide receivers (1986-88) and running backs (1989) and handling the duties of recruiting coordinator during his entire tenure with the Bulls.

Barrett started his coaching career in 1984 at Indiana University of Pennsylvania as a volunteer assistant coach, assisting with the quarterbacks, running the offensive scout team and scouting the opponents' offense. In 1985, he was a graduate assistant at Ashland University, working with the outside linebackers, also serving as the Eagles head men's tennis coach.

A three-year letterman and starting quarterback for the University of Buffalo, Barrett established 14 records with the Bulls and was inducted into University at Buffalo Hall of Fame in 1989. He spent part of the 1984 training camp with the Buffalo Bills after joining the team as a free agent.

A native of Amherst, New York, Barrett received a B.S. in Physical Education from the University at Buffalo and a M.S in Sports Science from Ashland University. He and his wife, Tina, have three children.



JEFF SHIVER **Exec. Scout/Asst. Dir. of Coll. Scouting**

Jeff Shiver is in his 26th season with the Chicago Bears and his first as Executive Scout/ Assistant Director of College Scouting. Shiver has 28 years of NFL scouting experience.

After spending two years with the BLESTO Scouting Combine organization, Shiver joined the Bears as the Bears-Blesto Area Scout in 1987. In 1989, Shiver became a regional scout, scouting the mid-region, for the Bears and in 1998 was named an area scout focusing on the Midwest region.

Shiver played collegiate football at Livingston University (now West Alabama) from 1974-77 and earned a graduate degree at the University of Mississippi. He coached football from 1978-84 both collegiately (Ole Miss and Purdue) and at the high school level (in the states of Georgia and Louisiana).

A resident of West Lafayette, Indiana, Shiver and his wife, Laura, have four children: Brittany, John, Paige, and Nikki.

MOST DRAFTEES BY SCHOOL

Year	Rd	Last Player Selected	Pos	College	Number of Players Selected
2001	3	Gandy, Mike	G	Notre Dame	41
2009	5	Freeman, Marcus	LB	Ohio State	30
2009	4	Melton, Henry	DE	Texas	27
2009	3	Iglesias, Juakin	WR	Oklahoma	26
2007	3	Okwo, Michael	LB	Stanford	24
2010	4	Wootton, Corey	DE	Northwestern	21
2008	7	Monk, Marcus	WR	Arkansas	20
1986	3	Williams, David	WR	Illinois	19
2007	1	Olsen, Greg	TE	Miami (FL)	19
2001	2	Thomas, Anthony	RB	Michigan	19

**DWAYNE JOSEPH** Assistant Director of Pro Scouting

Dwayne Joseph was named Assistant Director of Pro Scouting on June 5, 2012, beginning his second stint in the Bears front office. Previously, Joseph spent six seasons (1998-2003) in Chicago's football operations department including the last three (2001-03) as Director of Player Development.

Joseph has spent the last eight years (2004-11) with the Miami Dolphins, serving as a pro scout in seven of those eight seasons. He also served as Miami's Assistant Director of Pro Personnel in 2007. In 2005, Joseph represented the Dolphins at the NFL-Stanford Program for Managers and during the 2007 offseason, he was selected to participate in the NFL Football Operations Personnel Symposium.

He first joined the Bears football operations department as Coordinator of Player Programs in 1998 a position he held for three seasons before being promoted to Director of Player Development in 2001.

Joseph began his NFL career as a cornerback for the Bears, appearing in 16 games during the 1995 season with one start, recording 42 tackles (31 solo), 2 interceptions, 4 pass break-ups and a forced fumble. He was a four-year letterman (1990-93) at Syracuse and was named team captain as a senior. He earned his undergraduate degree in human development and received a master's in education leadership from DePaul University. A native of Miami, Joseph is married with two sons.

**KEVIN TURKS** Assistant Director of Pro Scouting

Kevin Turks is in his eleventh season with the Chicago Bears and his fifth as Assistant Director of Pro Personnel. Turks joined the Bears as an intern in 2001 assisting in pro/college scouting before being named a pro scout the following year. He served in that role from 2002-08 before being promoted to Assistant Director of Pro Personnel in 2008.

During Turks' eleven seasons in Chicago, the Bears reached the playoffs four times, won four NFC North Division titles and appeared in two NFC Championship games. In 2006, the Bears won the NFC Championship and appeared in Super Bowl XLI.

Turks assists in managing day-to-day football operations with a primary focus on player personnel.

A highly-respected talent evaluator, Turks assists with the team's daily roster moves and all transactions via free agency and trades for the annual NFL draft. Turks has been directly involved in the free agent acquisitions of Julius Peppers, Brandon Marshall, Michael Bush, Jason Campbell, Thomas Jones, Edwin Williams, Nick Roach, Roberto Garza, Robbie Gould, Adam Podlesh, and Chris Spencer. He also scouts all levels of professional football, including the UFL, CFL and Arena Football League.

A native of Tucker, Georgia, Turks played linebacker at North Carolina State University from 1995-98 and was a three-year letterman for the Wolfpack. He graduated from NCSU with a BS in Applied Sociology. He worked as a Sports Event Management intern for the Atlantic Coast Conference and Walt Disney Wide World of Sports in Orlando before joining the Bears.

Turks and his wife, Lakeisha, have a daughter, Kyleigh.

THE LAST HELMETLESS PLAYER

Dick Plasman, an end out of Vanderbilt, is regarded by the Pro Football Hall of Fame as the last player to play the game without a helmet. Plasman played for the Bears from 1937-41 and 1944 and was part of World Championship teams in 1940 and 1941. The NCAA made helmets mandatory in 1939 and the NFL followed shortly thereafter. Plasman never wore a helmet in high school, college or the pros but, after a stint in the armed forces, was required to wear a helmet when he returned to the NFL in 1944.



ISAIAH HARRIS *Director of Player Development*

Isaiah Harris is in his sixth season as the director of player development with the Chicago Bears. As director of player development, Harris focuses on the personal and professional growth of football players through guidance and support with a focus in five core areas. The five core areas are career development, career transition, continuing education, financial education and player assistant services.

Harris joined the Bears after spending almost three years (2005-07) as the Minnesota Vikings Player Development Assistant. He also spent approximately five years as an operations intern with the Vikings, over two stints in Minnesota (2000-02; 04-05), surrounding being signed as a free agent linebacker (2003) with the Atlanta Falcons. Later in 2003, he was allocated to the Berlin Thunder and ended his professional career with the Montreal Alouettes.

Harris played football (1997-2001) at St. Cloud State in St. Cloud, Minn., where he was a four-year starter at outside linebacker and defensive end. He was a two-year team captain and was a Division II All-Star Cactus Bowl invite in 2002. Harris graduated with a B.A. in sports management with a minor in human relations.

Born on Chanute Air Force Base in Rantoul, IL, to father James, who was in the Army, and mother Kim Harris, who served in the Air Force, Harris grew up in Brooklyn Park, Minn. He has one sister, Amy.

BEARS TEAM PHYSICIANS

The Chicago Bears consulting physicians have been caring for Bears players since 1991 and have over 100 combined years of experience in sports medicine. Along with the Bears, team physicians have provided care for the Chicago Blackhawks, Chicago Cubs, USA soccer and numerous professional and elite athletes from all over the world.



Dr. Adam Bennett
Consulting Internist



Dr. Mark Bowen
Consulting Orthopaedist



Dr. Mike Corcoran
Consulting Orthopaedist



Dr. Tracy Durrett
Dentist



Dr. Howard Katz
Consulting Internist



Dr. Gordon Nuber
Consulting Orthopaedist



CHICAGO BEARS STAFF

BEARS STAFF



Brett Ackley
Scouting Assistant




Scott Adams
Mascot Coordinator



Patrick Barron
Accounts Payable
Accountant



Brit Bending
Finance & Treasurer
Assistant



Zack Bero
Ticket Operations
Coordinator



John Berta
Assistant Head
Groundskeeper



Greg Bloedorn
Manager of Partnership
Marketing



John Bostrom
Vice President of
Business Administration



Phil Brauch
Conditioning Assistant



Rodney Brown
Security



Geoff Bunzol
Director of Team
& Building Operations



Cassie Burnside
Sales & Marketing
Coordinator



Jim Christman
Media Relations Manager



Rebecca Coffey
Director of Partnership
Activation



Matt Colman
Staff Counsel



John Conroy
Director of Creative
Services

STAFF

BEARS STAFF



Mike Corbo
Media Relations
Coordinator



Curt Corsi
Security



Whitney DeBuck
Staff Accountant



Elaine Delos Reyes
Director of Fan Marketing
and Research



Tom Dillon
Director of Security



Sue Dinardi
Receptionist



Jack Dowling
Video Assistant



Dana Dressler
Manager of Partnership
Marketing



Justin Drum
Events & Entertainment
Coordinator



Matt Dunlap
Graphic Designer



Dave Eck
Manager of Partnership
Marketing



Clyde Emrich
Administration



Brian Forth
Ticket Operations Manager



Krista Fortman
Ticket Services
Coordinator



Kevin Foy
Broadcasting
Videographer/Engineer



Steven Goodwin
Stadium Operations
Assistant



CHICAGO BEARS STAFF

BEARS STAFF



Gary Govekar
Security



Scott Hagel
Vice President of
Communications



Marge Hamm
Director of Bears Care



Dave Hendrickson
Director of Video Services



Chris Hibbs
Vice President of Sales
& Marketing



Rex Hogan
National Scout



Ryan Huzjak
Director of Partnership
Marketing



Brent Johnson
Network Systems
Specialist



Jake Jones
Director of Finance



Kent Kahl
Area Scout



Regan Keating
Manager of Human
Resources



Adam Kellner
Director of Suite Sales and
Service



Jessica Kies
Manager of Community
Relations



James Kirkland
Area Scout



Matt Koch
Manager of New Media



Joe Krajniak
Groundskeeper Assistant



Bob Laskowski
Director of Stadium
Experience



Michael Leach
Assistant to the Head
Coach



Sharon Lehner
Communications
Assistant



Cindy Littlefield
Manager of Suite Sales



Lindsay Lohrens
Manager of Suite Service



Gil Lopez
Building Operations
Coordinator



Kristin Ludden
Partnership Activation
Coordinator



Bobby Macedo
Scouting Assistant



Dave Majercik
Director of Food Services



Louise Maki
Payroll Administrator



Megan Malone
Partnership Activation
Coordinator



Mike Manganaro
Ticket Operations
Coordinator



Larry Mayer
Senior Web Writer



Brian J. McCaskey
Senior Director of
Business Development



Patrick McCaskey
Senior Director of
Special Projects



Rich McCaskey
Administration



CHICAGO BEARS STAFF

BEARS STAFF



Justin McCaslen
Lead Software Developer



Dave McClamroch
Manager of Partnership
Marketing



Pat McCormack
Equipment/Trainer
Administrative Assistant



Melissa McDermott
Manager of Partnership
Activation



Greg Miller
Director of Broadcasting
& Scoreboard Operations



Ted Monago
Executive Scout



Ken Mrock
Head Groundskeeper



Karen Murphy
Chief Financial Officer &
Treasurer



Katie Nagle
Executive Assistant



Kingsley Osei-Asibey
Systems Specialist



Jim Padgitt
Manager of Broadcasting



Mike Palzer
Ticket Services
Coordinator



Rommel Paraiso
Broadcasting Graphic
Designer/Editor



John Perkins
Assistant Equipment
Manager



Elizabeth Peters
Ticket Services
Coordinator



Justin Peterson
Multimedia Producer

STAFF

BEARS STAFF



Bryan Pett
Director of Stadium
Operations



Carl Piekarski
Assistant Equipment
Manager



Brendan Pierce
Ticket Sales and Service
Manager



Dean Pope
Assistant Video Director



Dan Price
Football Operations
Assistant



Kate Rackow
CR & Player Appearances
Coordinator



Will Rogers
Assistant Athletic Trainer



J.R. Rudgers
Fan Marketing and
Research Analyst



Mark Sadowski
National Scout



Jason Saidoo
Senior Director of
Information Technology



Francis Saint-Paul
Area Scout



Caroline Schrenker
Director of Community
Relations




Dianne Shabat
Executive Assistant



Joseph Shaw
Assistant Equipment
Manager



Lee Sicinski
Manager of Events &
Entertainment



Matt Simeone
Youth Football & Alumni
Relations Coordinator



CHICAGO BEARS STAFF

BEARS STAFF



Rich Slusser
Security



Jeremy Smith
Physical Therapist/
Assistant Athletic Trainer



Staley
Mascot



Sam Summerville
Area Scout



Zach Truty
Scouting Assistant



Dan Tuohy
College Video Coordinator



Lee Twarling
Senior Director of Ticket
Sales and Service



Michael Vasquez
Broadcasting Graphics/
Editor



Howie Waldman
Football Administration
Assistant



Melissa Werderitch
Stadium Experience
Coordinator




Julie White
Director of Events &
Entertainment



Jennifer Wilgosiewicz
Ticket Sales and Service
Assistant



Robyn Wilkey
Executive Assistant/
Scouting Coordinator



Dave Williams
Scouting Assistant




Dan Yuska
Business Development
Coordinator



CHICAGO BEARS
PLAYERS



CHICAGO BEARS PLAYERS



32 KAHLIL BELL

Ht: 5-11

Age: 25

Bears Season: 4

Acquired: Waived free agent in 2009 (MIN)

Wt: 219

College: UCLA

NFL Season: 4

RUNNING BACK

PRO CAREER: Appeared in 20 games, with three starts, over three seasons with Chicago, rushing for 557 yards on 119 carries (4.7 avg)... Also caught 20 passes for 137 yards and a touchdown and posted 3 special teams tackles... Made his NFL debut vs. PHI (11/22/09) and posted a 72-yard run that was the longest by a Bears rookie in franchise history.

CAREER TRANSACTIONS: Signed by Minnesota as an undrafted free agent (5/4/09)... Cut by the Vikings (8/16/09)... Signed to the Bears practice squad (9/16/09)... Added to the Bears active roster (11/20/09)... Re-signed with Chicago (3/29/10)... Signed 1-year contract with Bears (4/25/12). **SIGNED through 2012**

2011 SEASON: Set career highs with 337 rushing yards on 79 carries (4.3ypc) and 133 receiving yards and a touchdown on 19 receptions (7.0 ypr)... Made first career start in Week 14 at Denver (12/11)... Rushed for 240 yards in final three contests, including career-high 121 in Week 16 at Green Bay (12/25). **GAMES PLAYED-STARTED: 13-3**

PREVIOUS SEASONS: 2010 - Spent the 2010 season on the Bears active roster, but was inactive for all 16 regular season games and both playoff contests. **2009** - Carried the ball 40 times for 220 yards (5.5) in 7 games for Chicago... Caught 1 pass for 4 yards and collected 1 special teams stop... In his first career game, ran for 81 yards on 4 carries and had a 72-yard run on his first carry, the longest run by a Bears rookie in franchise history... Spent training camp with the Minnesota Vikings and the first half of the season on the Bears practice squad... Elevated to active roster 11/20.

COLLEGE: Rushed for 1,741 yards on 395 carries (4.4 avg) at UCLA (2005-08)... Collected 17 rushing TDs to go along with 1 receiving TD... Caught 29 passes for 196 yards (6.8 avg) as a Bruin... Also returned 13 kickoffs for 191 yards (14.7 avg).

PERSONAL: Lettered in football as a running back and defensive back at Marin (CA) Catholic HS ... SuperPrep All-California (No. 67 player)... Three-star selection by Scout.com... Third-team All-State and First-team All-State Small Schools (Cal-Hi Sports)... As a senior, he was named all-league on both offense and defense... Selected Back of the Year and Regional Player of the Year... Had over 6,000 yards of total offense for his career... Set school records for most rushing yards in a season, most touchdowns in a season and highest average per carry... Led Bay Area in rushing with 2,292 yards and 31 touchdowns ... As a safety, he made 70 tackles and five interceptions ... Also had 160 receiving yards and averaged 14 yards per punt return... As a junior, he was named Back of the Year, Player of the Year and all-league.


KAHLIL BELL'S NFL STATISTICS

REGULAR SEASON

Year	Team	GP-GS	Rush	Yds	Avg	Lg	TD	Rec	Yds	Avg	Lg	TD	STT
2009	Chicago	7 - 0	40	220	5.5	72	0	1	4	4.0	4	0	1
2010	Chicago	0 - 0	0	0	-	0	0	0	0	-	0	0	0
2011	Chicago	13 - 3	79	337	4.3	26	0	19	133	7.0	25t	1	2
NFL totals		20 - 3	119	557	4.7	72	0	20	137	6.9	25t	1	3

POSTSEASON

Year	Team	GP-GS	Rush	Yds	Avg	Lg	TD	Rec	Yds	Avg	Lg	TD	STT
2010	Chicago	0 - 0	0	0	-	-	0	0	0	-	-	0	0



80 EARL BENNETT

Ht: 6-0

Age: 25

Bears Season: 5

Acquired: 3rd round of the 2008 draft

Wt: 206

College: Vanderbilt

NFL Season: 5

WIDE RECEIVER

PRO CAREER: Emerged to become a significant threat in Bears offense in his four years with Chicago (2008-11)... Has caught 124 passes for 1,659 yards (13.4 avg) and 6 TDs... Played in 51 career games, including 22 starts... Posted one 100-yard receiving game... Carried the ball 2 times for 9 yards (4.5 avg)... Returned 16 punts for 167 yards (10.4 avg) and 1 TD and 3 kickoffs for 49 yards (16.3 avg)... Tallied 4 career special teams tackles.

CAREER TRANSACTIONS: Drafted in the third round (70th overall) of the 2008 NFL Draft by the Chicago Bears... Signed a 4-year contract with the Bears (7/1/08)... Signed 4-year extension with Chicago (12/2/11). **SIGNED through 2015**

2011 SEASON: Played in 11 games, making 4 starts... Finished fourth on the team in receiving yards (381) on 24 receptions (career-high 15.9 ypr)... Led or tied for the team lead in receptions on two occasions... All six receptions on third down were converted into first downs... Inactive for five games due to chest injury. **GAMES PLAYED-STARTED 11-4**

PREVIOUS SEASONS: 2010 - Played in 14 games, making 3 starts... Finished second on the team in receiving yards (561) and third in receptions (46)... Collected a career-high 3 TD catches... Posted his first career 100-yard receiving game at DET (12/5)... Led or tied for the team lead in receptions on five occasions... Rushed for 9 yards on 2 carries (4.5 avg)... Inactive for two games due to injury. **2009** - Started 15 of the 16 games he appeared in, finishing second on Chicago with 717 receiving yards on 54 catches (13.3 avg)... Collected 2 TD receptions, including the first of his career vs. STL (12/6)... Returned 14 punts for 143 yards (10.2), including a 49-yard TD return at BAL (12/20), and 2 kickoffs for 40 yards... Made his first career start at GB (9/13). **2008** - Saw action in 10 games, including the final five contests... Returned 1 punt for 17 yards and added 4 special teams stops, including a career-high 3 stops vs. JAX (12/7).

COLLEGE: All-time leader in SEC history in receptions (236) three year career at Vanderbilt (2005-2007)... Named all-SEC all three years in college, taking home first-team honors as a sophomore and junior and second-team accolades as a freshman... Became the only player in SEC history to record 75 receptions or more in three seasons... Tied for 2nd in Commodore history with 20 TD catches... Ranked 3rd in Vanderbilt history and 9th in SEC history with 2,852 career receiving yards... Holds the school record for career receptions, receiving yards in a game (223 vs. Richmond, 2007), TD receptions in a game (5 vs. Kentucky, 2005), most games with 10 or more receptions (9) and most games with 200+ receiving yards (3)... Compiled three of the top five receiving performances in school history... Collected at least 1 reception in every game he played and notched at least 4 catches in 29-of-36 career contests, starting the final 32 of those games... Became just the fifth player in SEC history to tally 5 TD catches in a single game (vs. Kentucky).

PERSONAL: Started at WR, RB and CB at West End H.S. in Birmingham, AL where he was named first-team all-state by the Alabama Sports Writers Association... Also lettered in basketball... Son of Sarah Bennett and Earl Frison... Volunteered time to efforts aimed at helping local children in inner-city Birmingham community.



EARL BENNETT'S NFL STATISTICS

REGULAR SEASON

Year	Team	GP-GS	Rec	Yds	Avg	Lg	TD	Rush	Yds	Avg	Lg	TD	STT
2008	Chicago	10 - 0	0	0	0.0	0	0	0	0	0.0	0	0	4
2009	Chicago	16 - 15	54	717	13.3	71	2	0	0	0.0	0	0	0
2010	Chicago	14 - 3	46	561	12.2	48	3	2	9	4.5	5	0	0
2011	Chicago	11 - 4	24	381	15.9	49	1	0	0	0.0	0	0	0
NFL Totals		51 - 22	124	1,659	13.4	71	6	2	9	4.5	5	0	4

ADDITIONAL STATS: Punt Returns: Career (16 returns, 167 yards, 10.4 avg., TD, long of 49t): 2008: (1 for 17), 2009: (14 for 143, TD), 2011: (1 for 7). **Kickoff Returns:** Career (3 returns, 49 yards, 16.3 avg., long of 22): 2009: (2 for 40), 2011: (1 for 9).

POSTSEASON

Year	Team	GP-GS	Rec	Yds	Avg	Lg	TD	Rush	Yds	Avg	Lg	TD	STT
2010	Chicago	2 - 0	4	58	14.5	35t	1	2	7	3.5	9	0	0

SEASON / CAREER / PLAYOFF HIGHS

	2011	Career	Playoff
Receptions	6, vs. DET (11/13).....	7, three times	3, vs. GB (1/23/11)
Receiving Yards	95, at PHI (11/7).....	104, at DET (12/5/10)	45, vs. GB (1/23/11)
Longest Reception	49, at GB (12/25).....	71, vs. STL (12/6/09).....	35t, vs. GB (1/23/11)
Receiving TDs	1, at PHI (11/7).....	2, vs. PHI (11/28/10).....	1, vs. GB (1/23/11)

EARL BENNETT'S GAME-BY-GAME OFFENSIVE STATS 11-11 Regular Season Starting Record (0-0 Postseason Record)

2008 CHICAGO BEARS

No Receiving Stats in Games 1-16

2009 CHICAGO BEARS

Date	W/L	Opp.	Rec	Yds	Avg	Long	TD
9/13*	L	at GB	7	66	9.4	21	0
9/20*	W	PIT	2	22	11.0	15	0
9/27*	W	at SEA	4	80	20.0	31	0
10/4*	W	DET	2	32	16.0	25	0
10/18*	L	at ATL	4	57	14.3	24	0
10/25	L	at CIN	4	48	12.0	26	0
11/1*	W	CLE	2	29	14.5	16	0
11/8*	L	ARZ	7	93	13.3	29	0
11/12*	L	at SF	3	27	9.0	17	0
11/22*	L	PHI	5	57	11.4	23	0
11/29*	L	at MIN	3	14	4.7	9	0
12/6*	W	STL	2	74	37.0	71	1
12/13*	L	GB	1	6	6.0	6	0
12/20*	L	at BAL	2	50	25.0	30	0
12/28*	W	MIN	3	35	11.7	20t	1
1/3*	W	at DET	3	27	9.0	17	0
Totals	7-8		54	717	13.3	71	2

2010 CHICAGO BEARS

Date	W/L	Opp.	Rec	Yds	Avg	Long	TD
9/12	W	DET	INACTIVE				
9/19	W	at DAL	5	29	5.8	8	0
9/27*	W	GB	3	21	7.0	8	0
10/3	L	at NYG	4	26	6.5	9	0
10/10	W	at CAR	1	4	4.0	4	0
10/17	L	SEA	3	55	18.3	36	0
10/24*	L	WAS	4	76	19.0	48	0
11/7	W	at BUF	4	52	13.0	26	1
11/14	W	MIN	3	21	7.0	9	0
11/18	W	at MIA	1	13	13.0	13	0
11/28	W	PHI	4	56	14.0	30	2
12/5*	W	at DET	7	104	14.9	33	0
12/12	L	NE	3	53	17.7	33	0
12/20	W	at MIN	3	37	12.3	23	0
12/26	W	NYJ	1	14	14.0	14	0
1/2	L	at GB	INACTIVE				
Totals	2-1		46	561	12.2	48	3

POSTSEASON

1/16	W	SEA	1	13	13.0	13	0
1/23	L	GB	3	45	15.0	35t	1
Totals	0-0		4	58	14.5	35t	1

2011 CHICAGO BEARS

Date	W/L	Opp.	Rec	Yds	Avg	Long	TD
9/11*	W	ATL	2	11	5.5	6	0
9/18	L	at NO	1	9	9	9	0
<i>Did not play in Games 3-7 due to injury.</i>							
11/7	W	at PHI	5	95	19	28	1
11/13	L	DET	6	81	13.5	30	0
11/20	W	SD	3	75	25	34	0
11/27	L	at OAK	1	5	5	5	0
12/4	L	KC	1	5	5	5	0
12/11*	L	at DEN	0	0	-	-	0
12/18	L	SEA	1	20	20	20	0
12/25*	L	at GB	1	49	49	49	0
1/1*	W	at MIN	3	31	10.3	15	0
Totals	2-2		24	381	15.9	49	1

*Denotes Game Started



55 LANCE BRIGGS

Ht: 6-1

Age: 31

Bears Season: 10

Acquired: 3rd round of the 2003 draft

Wt: 244

College: Arizona

NFL Season: 10

LINEBACKER

PRO CAREER: In 2011, became the ninth player in franchise history to be voted to 7 Pro Bowls... Just the fourth LB in franchise history to be selected to 7 straight Pro Bowls, joining Hall of Famers Dick Butkus, Bill George and Mike Singletary... 1,286 career tackles are third most in franchise history since 1971 when tackles were officially recorded for the first time... Led the team in tackles in 2004, 2008, 2009 and 2011 after finishing 2nd in 2005, 2006, 2007 and 2010... Also has collected 10.5 sacks, 13 INTs, 51 PBUs, 14 forced fumbles, 8 fumble recoveries and 74 TFLs... Has started 137-of-140 career games played... Collected 100-plus tackles for eight straight seasons... Tied for 4th in team history with 3 career INTs returned for TDs, behind Charles Tillman (5), Mike Brown and Bennie McRae (4)... He and Brian Urlacher were the first Bears linebackers to be selected to consecutive Pro Bowls together (2005 and 2006) since Wilber Marshall and Mike Singletary in 1987 and 1988... Over the last nine seasons, tied for the most interceptions returned for touchdowns (3) of any linebacker in the NFL... According to STATS, Inc., leads NFL in stuffs - a tackle of a rusher for negative yards - over the past nine seasons with 65.5... Became first linebacker in NFL history to return an interception for a score in each of his first 3 campaigns... Has 57 tackles including 4 TFLs, 1 INT and 2 PBUs in 6 career postseason starts.

HONORS AND AWARDS: **2011** - Pro Bowl; NFC Defensive Player of the Week (10/23). **2010** - Pro Bowl. **2009** - Pro Bowl; second-team All-Pro (AP); NFC Defensive Player of the Week (9/27). **2008** - Pro Bowl. **2007** - Pro Bowl. **2006** - Pro Bowl; second-team All-Pro (AP); All-Pro (*The Sporting News*, *Sports Illustrated*); All-NFC (*Pro Football Weekly*); **2005** - Pro Bowl; first-team All-Pro (AP).

CAREER TRANSACTIONS: Entered NFL as a third-round selection (68th overall) by Chicago in the 2003 NFL Draft... Signed contract with Bears (7/25/03)... Designated with the team's franchise tag for 2007 season... Signed 6-year contract with Chicago (3/7/08)... Signed 1-year extension with Bears (4/11/12). **SIGNED through 2014**

2011 SEASON: Paced the Bears in tackles (147) and finished third in TFLs (8), starting all 16 contests... Registered 2 forced fumbles, 1 INT and 3 PBUs... Led or tied for team lead in tackles on five occasions. **GAMES PLAYED-STARTED: 16-16**

PREVIOUS SEASONS: **2010** - Ranked second on the team in tackles (121) and TFLs (7), starting all 15 regular season games he played and both playoff contests... Tallied 2.0 sacks, 2 INTs, 7 PBUs, 2 FFs and 1 FR... Led or tied for team lead in tackles on five occasions... Led the team with 16 tackles (10 solo) in the postseason, including 1 INT. **2009** - Started all 15 games he appeared in, leading the Bears in tackles (147) and solo stops (97)... Posted a career-high 2.5 sacks to go along with 2 PBUs, 1 INT and 7 TFLs... Led the team or tied for the team lead in tackles on 11 occasions, the most of any player. **2008** - Paced the Bears in tackles (136), solo stops (83) and fumble recoveries (2), starting all 16 games at WLB... Tied for second on the team and second among all NFL linebackers with a career-high 3 INTs... Returned a fumble 21 yards for a TD in the Bears season-opening win at IND (9/7)... Finished second on Chicago in PBUs (7)... Tallied 0.5 sack, 1 FF, 2 FRs and 9 TFLs... Collected his first multi-INT game of his career at STL (11/23). **2007** - Led Chicago with 10 TFLs, which matched a career high... Ranked second on the Bears in tackles (140) and solo stops (80) and tied for third in forced fumbles (2), while posting 2.0 sacks... Finished the season tied for second in the NFL with 12.5 stuffs, according to Stats, LLC... Recorded double-digit tackles 8 times... Also added 4 QB hits, 1 PBU and 1 FR. **2006** - Started all 16 games for 3rd straight season while finishing 2nd on team with career-high 176 tackles... Led or tied for Bears lead in tackles on 8 occasions and recorded double-digit tackles 12 times... Also finished 2nd on roster with 10 TFLs (tying a career high), and 9 PBUs... Led team in postseason with 32 tackles and 3 TFLs; added 2 PBUs. **2005** - Ranked 2nd on Bears with 170 tackles, 2 sacks, 2 INT, 13 PBUs, 3 FFs and 2 FRs while starting all 16 games... Led Chicago in tackles in team-high 7 games and registered



CHICAGO BEARS PLAYERS

at least 11 tackles in 9 contests. **2004** - Started 16 games at WLB, moving from SLB in the off-season, and became first Bears player other than Brian Urlacher to lead team in tackles since Barry Minter in 1999... Led team in tackles in 8 games... Named Pro Bowl second-alternate at OLB after recording 168 tackles including 10 TFLs and 0.5 sack... Produced one of Bears team-record six defensive TDs with INT return score... Scored 2nd career TD on 38-yard INT return at DET (12/26); combined with Mike Green on his first career sack. **2003** - Played all 16 games as a rookie for Chicago, becoming a starter at SLB in the fourth game and tying for 4th on Chicago with 81 tackles while starting the final 13 contests... Added an INT return for a TD, 1 FR, 5 PBUs and 4 TFLs.

COLLEGE: Three-time first-team all-Pac-10 selection at LB at Arizona (1999-2002)... Switched positions from FB to LB during the spring following his freshman season... Special teams standout who led Wildcats in tackles each of his three seasons on defense... Concluded career with 308 tackles (205 solos), 10.5 sacks, 36 TFLs, 3 INTs, 10 PBUs, 5 forced fumbles and 4 fumble recoveries in 33 games at SLB... Named team's Defensive Most Valuable Player as a senior, starting 11 games and leading team with 98 tackles, including 3 sacks and 11 TFLs, 1 INT and 2 PBUs... Recovered 2 fumbles and forced 2 others while recording season-high 15 tackles twice... As a junior, led team with 93 tackles in 11 games while collecting 6.5 sacks and 14 TFLs... In first year at LB as a sophomore, led team with career-high 113 tackles with 1 sack, 11 TFLs and 1 forced fumble, plus 2 INTs... Rushed for 163 yards and 2 TDs on 25 carries in 10 games at FB as a freshman... Majored in sociology.

PERSONAL: Three-year letterman at Elk Grove H.S. in Sacramento, CA, as a LB, RB, S, K, kickoff and punt returner... Named Sacramento Bee Player-of-the-Year as a senior with 100 tackles, including 5 sacks... Two-year track letterman in the 200-meters, 4x100 relay and shot put... Born Lance Marell Briggs to Raymond and Brenda Briggs... Sister, Tranae, played volleyball at Sacramento State, South Florida and Florida State... Cousin, Tamika Dennis, played volleyball at Arizona... Participated in ESPN: The Weekend at Disney's Wide World of Sports during the 2006 off-season.

LANCE BRIGGS' NFL STATISTICS

REGULAR SEASON

Year	Team	GP	GS	Tackles					Interceptions					Fumbles			Misc.	
				Tot	S	A	Sk	Yds	No	Yds	Lg	TD	PD	FF	FR	Yds	TFL	STT
2003	Chicago	16	13	81	62	19	0.0	0.0	1	45	45t	1	4	0	1	0	5	2
2004	Chicago	16	16	168	112	56	0.5	1.5	1	38	38t	1	5	0	0	11	10	0
2005	Chicago	16	16	170	86	84	2.0	12.0	2	30	20	1	13	3	2	0	8	0
2006	Chicago	16	16	176	117	59	1.0	4.0	2	18	18	0	9	4	1	0	10	0
2007	Chicago	14	14	140	80	60	2.0	7.0	0	0	0	0	1	2	1	0	10	0
2008	Chicago	16	16	136	83	53	0.5	6.5	3	12	9	0	7	1	2	21	9	0
2009	Chicago	15	15	147	97	50	2.5	18.5	1	0	0	0	2	0	0	0	7	0
2010	Chicago	15	15	121	75	46	2.0	10.0	2	1	1	0	7	2	1	0	7	0
2011	Chicago	16	16	147	86	61	0.0	0.0	1	0	0	0	3	2	0	0	8	0
NFL totals		140	137	1,286	798	488	10.5	59.5	13	144	45t	3	51	14	8	32	74	2

ADDITIONAL STATS: Touchdowns - 4: 45-yard INT return at GB (12/7/03); 38-yard INT return at DET (12/26/04); 10-yard INT return at GB (12/25/05); 21-yard fumble recovery at IND (9/7/08).

POSTSEASON

Year	Team	GP	GS	Tackles					Interceptions					Fumbles			Misc.	
				Tot	S	A	Sk	Yds	No	Yds	Lg	TD	PD	FF	FR	Yds	TFL	STT
2005	Chicago	1	1	9	7	2	0.0	0.0	0	0	0	0	0	0	0	0	1	0
2006	Chicago	3	3	32	21	11	0.0	0.0	0	0	0	0	2	0	0	0	3	0
2010	Chicago	2	2	16	10	6	0.0	0.0	1	4	4	0	0	0	0	0	0	0
Postseason		6	6	57	38	19	0.0	0.0	1	4	4	0	2	0	0	0	4	0

SEASON / CAREER / PLAYOFF HIGHS

	2010	Career	Playoff
Tackles	15, two times.....	19, at GB (10/7/07).....	13, two times
Solos	10, at NO (9/18).....	15, two times.....	11, vs. IND (SB XLI)
Tackles For Loss	2, three times.....	3, vs. GB (12/22/08).....	1, four times
Interceptions	1, at TB (10/23).....	2, at STL (11/23/08).....	1, vs. GB (1/23/11)
Longest INT Return	0, at TB (10/23).....	45t, at GB (12/7/03).....	4, vs. GB (1/23/11)
Pass Defenses	1, three times.....	3, vs. GB (12/4/05).....	1, two times

LANCE BRIGGS' GAME-BY-GAME DEFENSIVE STATS 76-61 Regular Season Starting Record (3-3 Postseason)

2003 CHICAGO BEARS

Date	W/L	Opp.	Tkis-S	TFL	PD	INT-Yds	Sk-YL
9/7	L	at SF	0-0	0	0	0-0	0-0
9/14	L	at MIN	1-1	0	0	0-0	0-0
9/29	L	GB	2-2	0	0	0-0	0-0
10/5*	W	OAK	1-1	0	0	0-0	0-0
10/12*	L	at NO	4-3	0	1	0-0	0-0
10/19*	L	at SEA	7-5	0	0	0-0	0-0
10/26*	W	DET	8-5	0	0	0-0	0-0
11/2*	W	SD	10-8	0	0	0-0	0-0
11/9*	L	at DET	12-11	1	0	0-0	0-0
11/16*	L	STL	4-3	0	1	0-0	0-0
11/23*	W	at DEN	6-4	0	1	0-0	0-0
11/30*	W	ARZ	7-2	0	0	0-0	0-0
12/7*	L	at GB	9-8	2	1	1-45	0-0
12/14*	W	MIN	5-5	1	0	0-0	0-0
12/21*	W	WAS	3-2	0	0	0-0	0-0
12/28*	L	at KC	2-2	1	0	0-0	0-0
Totals	7-6		81-62	5	4	1-45	0-0

2004 CHICAGO BEARS

Date	W/L	Opp.	Tkis-S	TFL	PD	INT-Yds	Sk-YL
9/12*	L	DET	12-6	1	0	0-0	0-0
9/19*	W	at GB	8-4	0	1	0-0	0-0
9/26*	L	at MIN	6-4	1	0	0-0	0-0
10/3*	L	PHI	15-12	1	0	0-0	0-0
10/17*	L	WAS	8-5	0	1	0-0	0-0
10/24*	L	at TB	12-7	1	0	0-0	0-0
10/31*	W	SF	9-6	0	1	0-0	0-0
11/7*	W	at NYG	8-6	1	0	0-0	0-0
11/14*	W	at TEN	15-12	0	1	0-0	0-0
11/21*	L	IND	12-11	1	1	0-0	0-0
11/25*	L	at DAL	11-6	2	0	0-0	0-0
12/5*	W	MIN	6-4	0	0	0-0	0-0
12/12*	L	at JAX	17-15	2	0	0-0	0-0
12/19*	L	HOU	9-3	0	0	0-0	0-0
12/26*	L	at DET	13-7	0	0	1-38	0.5-1.5
1/2*	L	GB	7-4	0	0	0-0	0-0
Totals	5-11		168-112	10	5	1-38	0.5-1.5

2005 CHICAGO BEARS

Date	W/L	Opp.	Tkis-S	TFL	PD	INT-Yds	Sk-YL
9/11*	L	at WAS	9-6	1	0	0-0	1-3
9/18*	W	DET	12-5	1	0	1-20	0-0
9/25*	L	CIN	9-5	2	1	0-0	0-0
10/9*	L	at CLE	13-5	0	1	0-0	1-9
10/16*	W	MIN	8-5	0	1	0-0	0-0
10/23*	W	BALT	12-6	0	1	0-0	0-0
10/30*	W	at DET	8-5	0	0	0-0	0-0
11/6*	W	at NO	15-10	1	2	0-0	0-0
11/13*	W	SF	11-3	0	0	0-0	0-0
11/20*	W	CAR	8-4	0	0	0-0	0-0
11/27*	W	at TB	15-7	1	0	0-0	0-0
12/4*	W	GB	16-8	1	3	0-0	0-0
12/11*	L	at PIT	15-7	0	0	0-0	0-0
12/18*	W	ATL	11-4	0	2	0-0	0-0
12/25*	W	at GB	7-6	1	2	1-10	0-0
1/1*	L	at MIN	1-0	0	0	0-0	0-0
Totals	11-5		170-86	8	13	2-30	2-12

POSTSEASON

1/15*	L	CAR	9-7	1	0	0-0	0-0
-------	---	-----	-----	---	---	-----	-----

2006 CHICAGO BEARS

Date	W/L	Opp.	Tkis-S	TFL	PD	INT-Yds	Sk-YL
9/10*	W	at GB	10-8	1	0	0-0	1-4
9/17*	W	DET	10-6	1	0	0-0	0-0
9/24*	W	at MIN	9-7	1	0	0-0	0-0
10/1*	W	SEA	12-9	2	0	0-0	0-0
10/8*	W	BUF	5-3	0	1	1-18	0-0
10/16*	W	at ARZ	16-12	2	2	0-0	0-0
10/29*	W	SF	6-5	0	0	0-0	0-0
11/5*	L	MIA	10-6	1	1	0-0	0-0
11/12*	W	at NYG	11-8	0	1	0-0	0-0
11/19*	W	at NYJ	15-7	1	1	0-0	0-0
11/26*	L	at NE	14-7	0	1	0-0	0-0
12/3*	W	MIN	15-9	0	0	1-0	0-0
12/11*	W	at STL	12-7	0	1	0-0	0-0
12/17*	W	TB	14-7	1	0	0-0	0-0
12/24*	W	at DET	11-11	0	1	0-0	0-0
12/31*	L	GB	6-5	0	0	0-0	0-0
Totals	13-3		176-117	10	9	2-18	1-4

POSTSEASON

1/14*	W	SEA	13-7	1	0	0-0	0-0
1/21*	W	NO	6-3	1	1	0-0	0-0
2/4*	L	IND	13-11	1	1	0-0	0-0
Totals	2-1		32-21	3	2	0-0	0-0

2007 CHICAGO BEARS

Date	W/L	Opp.	Tkis-S	TFL	PD	INT-Yds	Sk-YL
9/9*	L	at SD	10-8	1	0	0-0	0-0
9/16*	W	KC	12-7	0	0	0-0	1-3
9/23*	L	DAL	4-1	1	0	0-0	0-0
9/30*	L	at DET	INACTIVE				
10/7*	W	at GB	19-15	0	0	0-0	0-0
10/14*	L	MIN	10-6	1	0	0-0	0-0
10/21*	W	at PHI	9-6	1	0	0-0	0-0
10/28*	L	DET	14-5	0	0	0-0	1-4
11/11*	W	at OAK	9-5	0	0	0-0	0-0
11/18*	L	at SEA	7-6	1	0	0-0	0-0
11/25*	W	DEN	5-2	2	0	0-0	0-0
12/2*	L	NYG	10-5	1	0	0-0	0-0
12/6*	L	at WAS	8-3	0	0	0-0	0-0
12/17*	L	at MIN	10-6	0	0	0-0	0-0
12/23*	W	GB	INACTIVE				
12/30*	W	NO	13-5	2	1	0-0	0-0
Totals	6-8		140-80	10	1	0-0	2-7

2008 CHICAGO BEARS

Date	W/L	Opp.	Tkis-S	TFL	PD	INT-Yds	Sk-YL
9/7*	W	at IND	9-5	0	0	0-0	0-0
9/14*	L	at CAR	6-1	1	1	0-0	0-0
9/21*	L	TB	9-4	1	0	1-3	0-0
9/28*	W	PHI	6-2	1	1	0-0	0-0
10/5*	W	at DET	7-6	0	0	0-0	0.5-6.5
10/12*	L	at ATL	9-4	0	0	0-0	0-0
10/19*	W	MIN	8-5	0	0	0-0	0-0
11/2*	W	DET	11-10	0	0	0-0	0-0
11/9*	L	TEN	13-9	1	1	0-0	0-0
11/16*	L	at GB	10-9	0	0	0-0	0-0
11/23*	W	at STL	3-2	2	1	2-9	0-0
11/30*	L	at MIN	16-7	0	0	0-0	0-0
12/7*	W	JAX	7-3	0	1	0-0	0-0
12/11*	W	NO	8-6	0	1	0-0	0-0
12/22*	W	GB	5-5	3	1	0-0	0-0
12/28*	L	at HOU	9-5	0	0	0-0	0-0
Totals	9-7		136-83	9	7	3-12	0.5-6.5

BEARS LEADING TACKLERS

(Since 1998)

Year	Name	Pos	Tackles	Year	Name	Pos	Tackles
2011	Lance Briggs	LB	147	2004	Lance Briggs	LB	168
2010	Brian Urlacher	LB	146	2003	Brian Urlacher	LB	153
2009	Lance Briggs	LB	147	2002	Brian Urlacher	LB	214
2008	Lance Briggs	LB	136	2001	Brian Urlacher	LB	148
2007	Brian Urlacher	LB	158	2000	Brian Urlacher	LB	165
2006	Brian Urlacher	LB	185	1999	Barry Minter	LB	149
2005	Brian Urlacher	LB	171	1998	Marty Carter	SS	159



CHICAGO BEARS PLAYERS

2009 CHICAGO BEARS

Date	W/L	Opp.	Tkls-S	TFL	PD	INT-Yds	Sk-YL
9/13*	L	at GB	6-5	0	0	0-0	0-0
9/20*	W	PIT	9-7	1	0	0-0	0-0
9/27*	W	at SEA	8-6	1	0	1-0	1-7
10/4*	W	DET	6-6	2	0	0-0	0-0
10/18*	L	at ATL	10-4	0	2	0-0	0-0
10/25*	L	at CIN	15-11	0	0	0-0	0-0
11/1*	W	CLE	10-5	0	0	0-0	0-0
11/8*	L	ARZ	15-9	0	0	0-0	0-0
11/12*	L	at SF	17-9	1	0	0-0	0-0
11/22*	L	PHI	10-9	1	0	0-0	1-9
11/29*	L	at MIN	2-1	0	0	0-0	0-0
12/6	W	STL		INACTIVE			
12/13*	L	GB	5-3	0	0	0-0	0.5-2.5
12/20*	L	at BAL	14-10	1	0	0-0	0-0
12/28*	W	MIN	8-2	0	0	0-0	0-0
1/3*	W	at DET	12-10	0	0	0-0	0-0
Totals	6-9		147-97	7	2	1-0	2.5-18.5

2010 CHICAGO BEARS

Date	W/L	Opp.	Tkls-S	TFL	PD	INT-Yds	Sk-YL
9/12*	W	DET	16-9	1	1	0-0	0-0
9/19*	W	at DAL	8-4	2	1	0-0	0-0
9/27*	W	GB	13-10	1	0	1-1	0-0
10/3*	L	at NYG	3-1	0	1	0-0	0-0
10/10*	W	at CAR	9-7	0	0	0-0	1-6
10/17	L	SEA		INACTIVE			
10/24*	L	WAS	0-0	0	0	0-0	0-0
11/7*	W	at BUF	6-5	1	0	0-0	0-0
11/14*	W	MIN	9-4	1	0	1-0	0-0
11/18*	W	at MIA	6-6	0	0	0-0	0-0
11/28*	W	PHI	11-8	0	0	0-0	0-0
12/5*	W	at DET	11-4	0	0	0-0	0-0
12/12*	L	NE	10-5	0	0	0-0	0-0
12/20*	W	at MIN	7-3	0	2	0-0	1-4
12/26*	W	NYJ	4-2	1	2	0-0	0-0
1/2*	L	at GB	8-7	0	0	0-0	0-0
Totals	11-4		121-75	7	7	2-1	2-10
POSTSEASON							
1/16*	W	SEA	9-6	0	0	0-0	0-0
1/23*	L	GB	7-4	0	0	1-4	0-0
Totals	1-1		16-10	0	0	1-4	0-0

2011 CHICAGO BEARS

Date	W/L	Opp.	Tkls-S	TFL	PD	INT-Yds	Sk-YL
9/11*	W	ATL	7-2	0	0	0-0	0-0
9/18*	L	at NO	15-10	0	0	0-0	0-0
9/25*	L	GB	15-7	2	0	0-0	0-0
10/2*	W	CAR	9-6	0	1	0-0	0-0
10/10*	L	at DET	10-6	0	0	0-0	0-0
10/16*	W	MIN	5-3	0	0	0-0	0-0
10/23*	W	at TB	10-3	1	0	1-0	0-0
11/7*	W	at PHI	9-8	0	1	0-0	0-0
11/13*	W	DET	12-6	0	0	0-0	0-0
11/20*	W	SD	6-4	2	0	0-0	0-0
11/27*	L	at OAK	8-6	1	0	0-0	0-0
12/4*	L	KC	7-3	0	1	0-0	0-0
12/11*	L	at DEN	15-9	0	0	0-0	0-0
12/18*	L	SEA	7-3	2	0	0-0	0-0
12/25*	L	at GB	5-5	0	0	0-0	0-0
1/1*	W	at MIN	7-5	0	0	0-0	0-0
Totals	8-8		147-86	8	3	1-0	0-0

*Denotes Game Started

COME-FROM-BEHIND WINS

(Regular season only)

Never Largest Deficit


Wins trailed 1-3 4-7 8-10 11+

1980	7	5			1	14 pts. at DET
1981	6	3	1	2		
1982	3	2				11 pts. vs. DET
1983	8	4	1	3		
1984	10	4	4	2		
1985	15	9	1	1	2	12 pts. vs. TB; 14 pts. at TB
1986	14	7	3	2	2	
1987	11	5	1	3		14 pts. vs. KC; 20 pts. at TB
1988	12	7	3	2		
1989	6	4	1	1		
1990	11	5	3	3		
1991	11	2	3	5	1	
1992	5	4		1		
1993	7	5		1		11 pts. at KC
1994	9	4	2	3		
1995	9	5	1	3		
1996	7	2	2	2		14 pts vs. OAK
1997	4	2		1		15 pts at MIA

Never Largest Deficit

Wins trailed 1-3 4-7 8-10 11+

1998	4	2		1		17 pts vs. DET
1999	6		4	1	1	
2000	5	3		1	1	
2001	13	7		3	1	19 pts. vs. SF; 14 pts. vs. CLE
2002	4	1		1	2	
2003	7	4		2		15 pts. vs. OAK
2004	5		2	2		14 pts. at NYG
2005	11	5	5	1		
2006	13	7	1	3	1	20 pts. at ARZ
2007	7	2	2	1	1	14 pts. vs. DEN
2008	9	4	2	1	1	11 pts. vs. GB
2009	7	3		3		13 pts. at SEA
2010	11	2	2	4		11 pts. vs. DET; 10 pts. vs. GB; 11 pts. vs. NYJ
2011	8	4	2	1	1	



29 MICHAEL BUSH

Ht: 6-1

Wt: 245

Age: 28

College: Louisville

Bears Season: 1

NFL Season: 6

Acquired: Unrestricted free agent in 2012 (OAK)

RUNNING BACK

PRO CAREER: Joins the Bears after playing four seasons for the Oakland Raiders (2008-11)... Rushed for 2,642 yards and 21 touchdowns on 632 attempts (4.2 ypc)... Added 879 receiving yards and a touchdown on 91 receptions (9.7 ypc)... Improved rushing total in each of his first four seasons in the NFL... 15 rushing touchdowns over last two seasons (2010-11) are tied for 12th most in the NFL... Has started 19-of-61 career games played, having appeared in at least 14 contests in each of the last four seasons... Spent entire rookie season rehabbing a leg injury which he suffered during his final collegiate season at Louisville.

CAREER TRANSACTIONS: Drafted by Oakland in the fourth round (100th overall) of the 2007 NFL Draft... Signed a four-year contract with the Raiders (7/25/07)... Signed one-year deal with Oakland (8/6/11)... Signed four-year contract with Chicago (3/22/12). **SIGNED through 2015**

2011 SEASON: In 16 games played, set career highs in rushing yards (977), attempts (256), receiving yards (418), receptions (37) and games started (9)... Seven rushing touchdowns were second most of his career and eight total touchdowns (one receiving) tied a career high... Tied for 15th in NFL in rushing touchdowns... Ranked 16th in the NFL in yards from scrimmage (1,395)... 1,158 yards from scrimmage over final 10 weeks of season were fifth most in the NFL and 839 rushing yards were eighth most... Started final nine contests of season. **GAMES PLAYED-STARTED: 16-9**

PREVIOUS SEASONS: 2010 - Seventh in AFC and tied for 11th in NFL with 8 rushing touchdowns... Rushed for 655 yards on 158 attempts (4.1 ypc)... Added 194 receiving yards on 18 receptions (10.8 ypr)... Appeared in 14 contests with three starts. **2009** - Gathered 589 rushing yards on 123 carries (4.8 ypc) with three touchdowns... Hauled in 17 receptions for 105 yards (6.2 ypr)... Started seven of 16 games played. **2008** - Rushed for 421 yards and three touchdowns on 95 carries (4.4 ypc), adding 162 receiving yards on 19 catches (8.5 ypr)... Appeared in 15 contests. **2007** - Missed entire rookie season while recovering from leg injury suffered in final collegiate season at Louisville.

COLLEGE: Ended collegiate career ranked seventh all-time at University of Louisville in rushing yards (2,508) and rushing attempts (435)... 5.8 yards per rushing attempt ranks fourth in school history... 39 career rushing touchdowns were four shy of school record... String of nine-consecutive games with at least one rushing touchdown in 2005 is the second longest streak in Louisville history... Ran for more than 100 yards in 10 games during collegiate career... Set school single-season records with 23 rushing touchdowns and 144 points scored in 2005... 23 rushing touchdowns rank third in Big East Conference single-season history... His 1,143 yards rushing in 2005 rank seventh on the school's single-season record list... 246 career points rank third in Louisville history... majored in Communications.

PERSONAL: At Male (Louisville, Ky.) High School, spent his senior season playing quarterback... Also saw action at running back, wide receiver, defensive back, linebacker and defensive end... Finished his prep career ranked fourth in the state record books in career receiving yards (3,031) on 180 catches (16.8) and 37 touchdowns... Also rushed 256 times for 1,581 yards (6.2) and 25 scores and completed 221 of 385 passes (57.4 percent) for 3,379 yards and 40 touchdowns..



MICHAEL BUSH'S NFL STATISTICS

REGULAR SEASON

Year	Team	GP-GS	Rush	Yds	Avg	Lg	TD	Rec	Yds	Avg	Lg	TD
2008	Oakland	15 - 0	95	421	4.4	67t	3	19	162	8.5	25	0
2009	Oakland	16 - 7	123	589	4.8	60	3	17	105	6.2	17	0
2010	Oakland	14 - 3	158	655	4.1	30	8	18	194	10.8	55	0
2011	Oakland	16 - 9	256	977	3.8	44	7	37	418	11.3	55	1
NFL totals		61 - 19	632	2,642	4.2	67t	21	91	879	9.7	55	1

SEASON / CAREER / PLAYOFF HIGHS

	2011	Career	Playoff
Rushes	30, two times	Same	None
Rushing Yards	157, at SD (11/10)	177, at TB (12/28/08)	None
Longest Run	44, at SD (11/10)	67t, at TB (12/28/08)	None
Rushing TDs	1, seven times	2, two times	None
Receptions	7, vs. DET (12/18)	7, two times	None
Receiving Yards	85, at SD (11/10)	Same	None
Longest Reception	55, at SD (11/10)	55, two times	None
Receiving TDs	1, vs. DEN (11/6)	Same	None

MICHAEL BUSH'S GAME-BY-GAME RUSHING AND RECEIVING 8-11 Regular Season Starting Record (0-0 Postseason Record)

2008 OAKLAND RAIDERS

Date	W/L	Opp.	Rush	Yards	Avg.	Lg	TD	Rec.	Yards	Avg.	Lg	TD
9/8	L	DEN	0	0	-	-	0	0	0	-	-	0
9/14	W	at KC	16	90	5.6	32t	1	0	0	-	-	0
9/21	L	at BUF	14	55	3.9	16	0	1	5	5	5	0
9/28	L	SD	14	48	3.4	12	0	7	80	11.4	25	0
10/12	L	at NO	3	9	3	5	0	1	4	4	4	0
10/19	W	NYJ	0	0	-	-	0	0	0	-	-	0
10/26	L	at BAL	6	10	1.7	2	0	1	9	9	9	0
11/2	L	ATL	3	-2	-0.7	5	0	3	15	5	6	0
11/9	L	CAR	8	30	3.8	12	0	5	43	8.6	12	0
11/23	W	at DEN	2	0	0	0	0	0	0	-	-	0
11/30	L	KC	0	0	-	-	0	0	0	-	-	0
12/4	L	at SD	2	4	2	4	0	0	0	-	-	0
12/14	L	NE	0	0	-	-	0	0	0	-	-	0
12/21	W	HOU	0	0	-	-	0	0	0	-	-	0
12/28	W	at TB	27	177	6.6	67t	2	1	6	6	6	0
Totals	0-0		95	421	4.4	32t	3	19	162	8.5	25	0

2009 OAKLAND RAIDERS

Date	W/L	Opp.	Rush	Yards	Avg.	Lg	TD	Rec.	Yards	Avg.	Lg	TD
9/14*	L	SD	12	55	4.6	17	1	1	4	4	4	0
9/20	W	at KC	9	35	3.9	10	0	1	17	17	17	0
9/27	L	DEN	6	20	3.3	9	0	4	20	5	8	0
10/4	L	at HOU	3	10	3.3	5	0	1	4	4	4	0
10/11*	L	at NYG	12	37	3.1	8	1	1	6	6	6	0
10/18*	W	PHI	6	22	3.7	9	0	1	2	2	2	0
10/25*	L	NYJ	8	25	3.1	10	0	1	6	6	6	0
11/1*	L	at SD	7	27	3.9	7	0	2	14	7	9	0
11/15*	L	KC	14	119	8.5	60	0	2	10	5	8	0
11/22*	W	CIN	4	27	6.8	10	0	0	0	-	-	0
11/26	L	at DAL	3	8	2.7	7	0	0	0	-	-	0
12/6	W	at PIT	1	1	1	1	0	0	0	-	-	0
12/13	L	WAS	0	0	-	-	0	0	0	-	-	0
12/20	W	at DEN	18	133	7.4	40	1	1	11	11	11	0
12/27	L	at CLE	10	52	5.2	14	0	1	7	7	7	0
1/3	L	BAL	10	18	1.8	5	0	1	4	4	4	0
Totals	2-5		123	589	4.8	60	3	17	105	6.2	17	0

PLAYERS

2010 OAKLAND RAIDERS

Date	W/L	Opp.	Rush	Yards	Avg.	Lg	TD	Rec.	Yards	Avg.	Lg	TD
9/26	L	at ARZ	3	13	4.3	15	0	0	0	-	-	0
10/3	L	HOU	7	40	5.7	11	1	2	16	8	9	0
10/10*	W	SD	26	104	4	14	1	3	31	10.3	16	0
10/17*	L	at SF	20	47	2.4	5	0	2	12	6	7	0
10/24	W	at DEN	15	52	3.5	9	1	1	13	13	13	0
10/31	W	SEA	9	51	5.7	30	1	1	55	55	55	0
11/7	W	KC	5	17	3.4	7	0	0	0	-	-	0
11/21	L	at PIT	4	33	8.3	24	0	2	18	9	16	0
11/28	L	MIA	1	1	1	1	0	0	0	-	-	0
12/5	W	at SD	23	95	4.1	24	1	0	0	-	-	0
12/12	L	at JAX	5	22	4.4	11	0	0	0	-	-	0
12/19	W	DEN	12	24	2	7	2	0	0	-	-	0
12/26	L	IND	3	19	6.3	15	0	3	15	5	6	0
1/2*	W	at KC	25	137	5.5	26t	1	4	34	8.5	16	0
Totals	2-1		158	655	4.1	30	8	18	194	10.8	55	0

2011 OAKLAND RAIDERS


Date	W/L	Opp.	Rush	Yards	Avg.	Lg	TD	Rec.	Yards	Avg.	Lg	TD
9/12	W	at DEN	9	30	3.3	12	0	0	0	-	-	0
9/18	L	at BUF	4	23	5.8	22	1	0	0	-	-	0
9/25	W	NYJ	8	22	2.8	9	1	2	35	17.5	28	0
10/2	L	NE	8	26	3.3	9	1	4	55	13.8	35	0
10/9	W	at HOU	4	9	2.3	4	0	0	0	-	-	0
10/16	W	CLE	10	28	2.8	10	0	1	9	9	9	0
10/23	L	KC	17	99	5.8	35	0	2	12	6	7	0
11/6*	L	DEN	19	96	5.1	16	0	2	33	16.5	22	1
11/10*	W	at SD	30	157	5.2	44	1	3	85	28.3	55	0
11/20*	W	at MIN	30	109	3.6	28	1	2	20	10	10	0
11/27*	W	CHI	24	69	2.9	14	1	4	24	6	12	0
12/4*	L	at MIA	10	18	1.8	3	0	3	27	9	16	0
12/11*	L	at GB	23	78	3.4	9	1	3	19	6.3	9	0
12/18*	L	DET	18	77	4.3	15	0	7	62	8.9	18	0
12/24*	W	at KC	23	70	3	11	0	2	24	12	17	0
1/1*	L	SD	19	66	3.5	9	0	2	13	6.5	9	0
Totals	4-5		256	977	3.8	44	7	37	418	11.3	55	1

BUSH

BLOWN LEADS

(Regular season only)

Never Largest Lead						Never Largest Lead					
Losses led						Losses led					
		1-3	4-7	8-10	11+			1-3	4-7	8-10	11+
1980	9	4	3	1	1	1997	12	4	2	4	1 14 at DET
1981	10	6	3	1		1998	12	3	1	5	1 11 vs. MIN; 15 at TB
1982	6	4		1	17 at TB						
1983	8	6		2		1999	10	5	2	1	1 13 vs. SEA
1984	6		2	3	1	2000	11	8		3	
1985	1	1				2001	3	1	1	1	
1986	2	1		1		2002	12	6		3	20 vs. NO; 21 vs. NE; 11 at GB
1987	4	2			14 vs. NO; 14 at DEN						
1988	4	3	1			2003	9	5	1	1	11 vs. STL; 14 at GB
1989	10	5	3	1	1						
1990	5	2	1	1	1	2004	11	8		3	
1991	5	3	1	1	1	2005	5	2	2	1	
1992	11	6	1	2	14 vs. CIN; 20 at MIN	2006	3	2	1		
1993	9	4	2	2	1	2007	9	2	2	2	3
1994	7	4	2		1	2008	7	1	1	3	1 14 at CAR
1995	7	3		4		2009	9	5	3	1	
1996	9	2	2	4	1	2010	5	2	1	2	
						2011	8	2	3	3	



2

JASON
CAMPBELL**Ht:** 6-5**Age:** 30**Bears Season:** 1**Acquired:** Unrestricted free agent in 2012 (OAK)**Wt:** 230**College:** Auburn**NFL Season:** 8

QUARTERBACK

PRO CAREER: Has started 70-of-71 contests played in six seasons with the Washington Redskins (2006-09) and Oakland Raiders (2010-11) completing 1,296 of 2,131 passing attempts (60.8 percent) for 14,417 yards, 74 TDs and 50 INTs for an 82.8 passer rating... Has added 1,068 rushing yards on 218 attempts (4.9 ypc) with 6 TDs... Is fifth among NFL QBs in rushing yards since entering NFL... Has the sixth lowest interception percentage in the NFL (2.3) since his first game played in 2006... Holds Redskins franchise record for career completion percentage (61.2; 1,002 of 1,637) and is second in career passer rating (82.3)... One of four QBs in Redskins franchise history with back-to-back 3,000-yard passing seasons (2008-09), joining Sonny Jurgensen, Mark Rypien and Joe Theismann... 327 completions in 2009 were most in Redskins single-season history... Established Washington franchise record with a streak of 271 consecutive passes without an interception (12/2/07-11/3/08), which at the time was the fifth-longest streak in NFL history.

HONORS AND AWARDS: 2007 - NFC Offensive Player of the Week (Week 5 vs. DET, 10/7).

CAREER TRANSACTIONS: Entered NFL as a first-round selection (25th overall) by Washington in the 2005 NFL Draft... Signed 5-year contract with Redskins (8/2/05)... Signed 1-year contract with Washington (4/12/10)... Traded by Washington to Oakland (4/24/10)... Signed 1-year extension with Raiders (4/24/10)... Signed 1-year contract with Chicago (3/16/12). **SIGNED through 2012**

2011 SEASON: Started all 6 games played for the Raiders, completing 100 of 165 pass attempts (60.6 percent) for 1,170 yards, 6 TDs and 4 INTs for an 84.2 passer rating... Added 60 rushing yards and 2 TDs on 18 carries (3.3 ypc)... Inactive final 10 contests due to collarbone injury. **GAMES PLAYED-STARTED: 6-6**

PREVIOUS SEASONS: 2010 - Started 12-of-13 games played for Oakland, compiling an 84.5 passer rating after completing 194 of 329 passing attempts (59.0) for 2,387 yards, 13 TDs and 8 INTs... Added 222 rushing yards and a TD on 47 attempts... Eighth in the NFL among QBs in rushing yards. **2009** - Started all 16 games for Washington for second consecutive season... Completed franchise record 327 passes on 507 attempts (64.5 percent) for career-best 3,618 yards... Had 20 TDs and 15 INTs for a career-high 86.4 passer rating... 3,618 passing yards are sixth highest in Redskins single-season history... 236 rushing yards (on 46 carries, 5.1 ypc) ranked fourth in the NFL among QBs... Had 1 rushing TD. **2008** - Started all 16 contests for Redskins completing 315-of-506 passing attempts (62.3 percent) for 3,245 yards, 13 TDs and 6 INTs for 84.3 passer rating... Career-high 258 rushing yards (47 attempts, 5.5 ypc) ranked fifth in the NFL among QBs... Added 1 rushing TD. **2007** - Started all 13 contests played, connecting on 250-of-417 pass attempts (60.0 percent) for 2,700 yards, 12 TDs and 11 INTs for 77.6 passer rating... Added 185 rushing yards and a TD on 36 carries (5.1 ypc)... Missed final 3 regular season contests and Redskins lone postseason contests with a knee injury suffered in Week 14 vs. CHI (12/6). **2006** - Started Redskins final seven contests, throwing for 1,297 yards on 110-of-207 passing (53.1 percent) with 10 TDs and 6 INTs for 76.5 passer rating... Added 107 rushing yards. **2005** - Third QB for all 16 contests during rookie season.

COLLEGE: Capped career at Auburn (2000-04) by being named SEC Player of the Year by *Associated Press* and SEC Offensive Player of the Year by coaches after leading team to 13-0 record in 2004... Finalist for Johnny Unitas Golden Arm Award and semifinalist for Davey O'Brein Award after finishing senior season completing 188 of 270 passes for 69.6 passer rating (ranked 4th nationally)... 20 TD passes were tied for most in single-season school history at the time... MVP of Sugar Bowl and SEC Championship Game... Graduated with a degree in public administration.

PERSONAL: Prepped at Taylorsville High School in Taylorsville, Mississippi... *Parade* All-American and Gatorade Player of the Year in Mississippi... Two-time all-state selection in football and district MVP... All-state in basketball.

JASON CAMPBELL'S NFL STATISTICS

REGULAR SEASON

Year	Team	GP-GS	Att	Cmp	Pct	Yds	Yds/Att	TD	Int	Lg	Sk-Yds	Rating
2005	Washington	0-0	0	0	-	0	-	0	0	-	0-0	
2006	Washington	7-7	207	110	53.1	1,297	6.3	10	6	66t	7-55	76.5
2007	Washington	13-13	417	250	60.0	2,700	6.5	12	11	54	21-110	77.6
2008	Washington	16-16	506	315	62.3	3,245	6.4	13	6	67t	38-266	84.3
2009	Washington	16-16	507	327	64.5	3,618	7.1	20	15	84	43-285	86.4
2010	Oakland	13-12	329	194	59.0	2,387	7.3	13	8	73t	33-208	84.5
2011	Oakland	6-6	165	100	60.6	1,170	7.1	6	4	58	5-19	84.2
NFL totals		71-70	2,131	1,296	60.8	14,417	6.8	74	50	84	147-943	82.8

Record as Starter: 31-39 (.443) - 2006 (2-5), 2007 (6-7), 2008 (8-8), 2009 (4-12), 2010 (7-5), 2011 (4-2).

ADDITIONAL STATS: Fumbles-Lost -- (46-14): 2006 (1-0), 2007 (13-8), 2008 (7-1), 2009 (13-3), 2010 (9-1), 2011 (3-1).

Year	Team	Rush	Yds	Avg	Lg	TD
2005	Washington	0	0	-	-	0
2006	Washington	24	107	4.5	15	0
2007	Washington	36	185	5.1	29	1
2008	Washington	47	258	5.5	23	1
2009	Washington	46	236	5.1	21	1
2010	Oakland	47	222	4.7	24	1
2011	Oakland	18	60	3.3	17	2
NFL totals		218	1,068	4.9	29	6

SEASON / CAREER / PLAYOFF HIGHS

	2011	Career	Playoff
Attempts	39, vs. NE (10/2)	54, at DAL (11/18/07)	None
Completions	25, vs. NE (10/2)	33, at DAL (11/18/07)	None
Passing Yards	344, vs. NE (10/2)	367, vs. NO (12/6/09)	None
TD Passes	2, two times	3, two times	None
Interceptions	2, vs. NE (10/2)	3, vs. TB (10/4/09)	None
Longest Completion	58, vs. NE (10/2)	84, at SD (1/3/10)	None

JASON CAMPBELL GAME-BY-GAME PASSING 36-39 Regular Season Starting Record (0-0 Postseason Record)

2006 WASHINGTON REDSKINS

Date	W/L	Opp.	Att	Cmp	Yds	Pct.	TD	INT	Lg	Sk/Lst	Rtg
11/19*	L	at TB	34	19	196	55.9	2	0	26	1/3	92.3
11/26*	W	CAR	23	11	118	47.8	2	1	66t	1/8	74.2
12/3*	L	ATL	38	18	217	47.4	1	2	42t	1/13	52.2
12/10*	L	PHI	27	15	182	55.6	1	2	34t	2/17	57.9
12/17*	W	at NO	28	13	204	46.4	1	0	44	1/11	83
12/24*	L	at STL	26	13	160	50.0	1	0	21	0/0	82.2
12/30*	L	NYG	31	21	220	67.7	2	1	34	1/3	96.2
Totals	2-5		207	110	1297	53.1	10	6	66t	7/55	76.5

DIRECTIONS TO HALAS HALL

FROM THE LOOP - Take 90/94 (Kennedy Expressway) west to 94 north (Edens Expressway). Continue on 94 (the "spur"), which becomes the Tri-state Tollway. Exit at Town Line Road (IL Route 60) and turn right (east). Take a left at the first light, which is Field Drive. (The next light is Field Court; you can also make a left there and proceed around its bend until it merges with Field Drive). Drive about 1.2 miles north along Field Drive. Turn gently right onto Football Drive (the last road on your right) and proceed to the entry gate.

FROM O'HARE AIRPORT - Take 294 (the Tri-state Tollway) north. Exit at Town Line Road (IL Route 60), turn right (east), and proceed as directed with underlined text, above.



CHICAGO BEARS PLAYERS

CAMPBELL

2007 WASHINGTON REDSKINS

Date	W/L	Opp.	Att	Cmp	Yds	Pct.	TD	INT	Lg	Sk/Lst	Rtg
9/9*	W	MIA	21	12	222	57.1	0	2	54	2/13	54.2
9/17*	W	at PHI	29	16	209	55.2	1	1	48	1/2	75.2
9/23*	L	NYG	34	16	190	47.1	1	0	49	2/12	74.4
10/7*	W	DET	29	23	248	79.3	2	0	37	0/0	125.3
10/14*	L	at GB	37	21	217	56.8	1	1	28	3/7	71.6
10/21*	W	ARZ	18	12	95	66.7	0	1	26	1/8	56.5
10/28*	L	at NE	36	21	197	58.3	1	1	28	3/20	71.2
11/4*	W	at NYJ	23	12	142	52.2	0	1	21	1/7	53.2
11/11*	L	PHI	34	23	215	67.6	3	0	31	1/12	114.2
11/18*	L	at DAL	54	33	348	61.1	2	1	32	1/6	84.5
11/25*	L	at TB	49	30	301	61.2	1	2	39t	2/9	68.5
12/2*	L	BUF	37	21	216	56.8	0	1	29	4/14	62.4
12/6*	W	CHI	16	10	100	62.5	0	0	23	0/0	80.2
Totals	6-7		417	250	2700	60.0	12	11	54	21/110	77.6

2008 WASHINGTON REDSKINS

Date	W/L	Opp.	Att	Cmp	Yds	Pct.	TD	INT	Lg	Sk/Lst	Rtg
9/4*	L	at NYG	27	15	133	55.6	1	0	26	1/8	81.3
9/14*	W	NO	36	24	321	66.7	1	0	67t	2/15	104.1
9/21*	W	ARZ	30	22	193	73.3	2	0	26	2/17	112.2
9/28*	W	at DAL	31	20	231	64.5	2	0	53	2/11	108.4
10/5*	W	at PHI	29	16	176	55.2	0	0	26	1/9	73.3
10/12*	L	STL	26	18	208	69.2	0	0	29	4/21	93.1
10/19*	W	CLE	23	14	164	60.9	1	0	35	1/6	97.0
10/26*	W	at DET	28	23	328	82.1	1	0	50t	3/24	127.4
11/3*	L	PIT	43	24	206	55.8	0	2	29	7/45	49.2
11/16*	L	DAL	34	22	162	64.7	1	1	24	3/26	73.4
11/23*	W	at SEA	33	20	206	60.6	1	0	24	2/7	88.7
11/30*	L	NYG	38	23	232	60.5	0	1	23	4/21	67.0
12/7*	L	at BAL	37	21	218	56.8	1	2	27	2/26	60.4
12/14*	L	at CIN	28	17	167	60.7	1	0	20	0/0	89.4
12/21*	W	PHI	33	18	144	54.5	0	0	17	3/17	65.7
12/28*	L	at SF	30	18	156	60	1	0	17	1/13	84.9
Totals	8-8		506	315	3245	62.3	13	6	67t	38/266	84.3

2009 WASHINGTON REDSKINS

Date	W/L	Opp.	Att	Cmp	Yds	Pct.	TD	INT	Lg	Sk/Lst	Rtg
9/13*	L	at NYG	26	19	211	73.1	1	1	35	2/13	93.6
9/20*	W	STL	35	23	242	65.7	0	0	25	1/5	85.7
9/27*	L	at DET	41	27	340	65.9	2	1	57t	2/15	97.6
10/4*	W	TB	22	12	170	54.5	2	3	59t	3/18	70.5
10/11*	L	at CAR	23	17	145	73.9	1	0	23	5/21	104.4
10/18*	L	KC	16	9	89	56.3	0	1	25	1/6	46.1
10/26*	L	PHI	43	29	284	67.4	2	1	24	6/38	91.6
11/8*	L	at ATL	22	15	196	68.2	1	1	47	5/32	92.2
11/15*	W	DEN	26	17	193	65.4	1	0	27	3/14	100.3
11/22*	L	at DAL	37	24	256	64.9	0	1	36	1/10	73.7
11/29*	L	at PHI	37	22	231	59.5	2	2	35	1/10	73.1
12/6*	L	NO	42	30	367	71.4	3	1	44	0/0	111.9
12/13	W	at OAK	28	16	222	57.1	2	0	42	3/27	106.5
12/21*	L	NYG	28	15	192	53.6	1	2	51	5/36	57.4
12/27*	L	DAL	39	24	199	61.5	0	1	29	4/34	63.9
1/3*	L	at SD	42	28	281	66.7	2	0	84	1/6	101.4
Totals	4-12		507	327	3618	64.5	20	15	84	43/285	86.4

2010 OAKLAND RAIDERS

Date	W/L	Opp.	Att	Cmp	Yds	Pct.	TD	INT	Lg	Sk/Lst	Rtg
9/12*	L	at TEN	37	22	180	59.5	1	1	27	4/30	69.7
9/19*	W	STL	15	8	87	53.3	0	1	27	2/18	42.9
10/10	W	SD	18	13	159	72.2	1	0	58	3/5	117.6
10/17*	L	at SF	21	8	83	38.1	0	2	26	2/14	10.7
10/24*	W	at DEN	20	12	204	60	2	0	43t	2/24	127.9
10/31*	W	SEA	27	15	310	55.6	2	0	69t	2/4	120.9
11/7*	W	KC	33	19	229	57.6	1	1	47	4/20	76.5
11/21	L	at PIT	19	7	70	36.8	0	1	17	4/32	26.2
12/5*	W	at SD	16	10	117	62.5	1	0	37	1/0	105.5
12/12*	L	at JAX	30	21	324	70	2	0	67t	3/21	127.6
12/19*	W	DEN	26	15	238	57.7	1	2	73t	0/0	69.1
12/26*	L	IND	42	29	231	69	1	0	26	3/21	90.5
1/2*	W	at KC	25	15	155	60	1	0	35	3/19	91.3
Totals	8-5		329	194	2,387	59.0	13	8	73t	33/208	84.5

2011 OAKLAND RAIDERS

Date	W/L	Opp.	Att	Cmp	Yds	Pct.	TD	INT	Lg	Sk/Lst	Rtg
9/12*	W	at DEN	22	13	105	59.1	1	0	17	1/6	86.4
9/18*	L	at BUF	33	23	323	69.7	2	1	50t	0/0	108.5
9/25*	W	NYJ	27	18	156	66.7	0	0	28	1/7	81.7
10/2*	L	NE	39	25	344	64.1	1	2	58	0/0	79.4
10/9*	W	at HOU	35	15	190	42.9	2	1	34t	3/6	67.6
10/16*	W	CLE	9	6	52	66.7	0	0	21	0/0	81.7
Totals	4-2		165	100	1,170	60.6	6	4	58	5/19	84.2

KICKOFF WEEKEND WINS

The Bears own 52 opening-day victories overall, tied with Green Bay for most in the NFL. The Dallas Cowboys are 34-17-1 on opening day and their .663 opening-day winning percentage is tops in league history.


New England currently has the longest opening day win streak with eight, while Cleveland sits on the other end of the spectrum with seven consecutive season-opening losses.

OPENING GAME RECORDS OF NFL TEAMS

AFC	Longest Streaks							NFC	Longest Streaks						
	W	L	T	Pct.	W	L	Current		W	L	T	Pct.	W	L	Current
JAX	11	6	0	.647	6	2	W-2	DAL	34	17	1	.663	17	5	L-2
DEN	32	19	1	.625	4	4	L-2	CHI	52	35	5	.592	9	6	W-2
SD	30	22	0	.577	6	6	W-1	NYG	49	33	5	.592	4	3	L-1
PIT	40	33	4	.545	8	3	L-1	GB	52	36	3	.588	5	6	W-5
NE	28	24	0	.538	8	3	W-8	MIN	28	22	1	.559	5	3	L-2
MIA	24	21	1	.533	11	5	L-1	DET	43	37	2	.537	10	4	W-1
KC	27	25	0	.519	7	4	L-1	SF	32	29	1	.524	5	3	W-1
TEN	27	25	0	.519	4	3	L-1	ATL	24	22	0	.522	5	3	L-2
IND	34	33	1	.507	8	8	L-2	STL	38	36	0	.514	5	6	L-5
BAL	8	8	0	.500	4	4	W-4	WAS	39	37	4	.513	6	5	W-2
HOU	5	5	0	.500	2	3	W-2	ARI	37	52	2	.418	6	7	W-2
OAK	25	27	0	.481	5	8	W-1	PHI	32	45	1	.417	5	9	W-1
CLE	27	32	0	.458	5	7	L-7	TB	14	22	0	.389	3	5	L-1
CIN	20	24	0	.455	4	4	W-1	SEA	13	23	0	.361	3	8	L-1
NYJ	23	29	0	.442	3	5	W-1	NO	16	29	0	.356	3	6	L-1
BUF	21	31	0	.404	6	5	W-1	CAR	6	11	0	.353	3	4	L-3



CHICAGO BEARS PLAYERS



72 GABE CARIMI

Ht: 6-7

Age: 24

Bears Season: 2

Acquired: 1st round of the 2011 draft (29th overall)

Wt: 316

College: Wisconsin

NFL Season: 2

TACKLE

PRO CAREER: Started 2 games played in rookie season at RT before missing rest of the season due to knee injury... Made his first career start vs. ATL (9/11/11).

CAREER TRANSACTIONS: Entered the NFL as a first-round selection (29th overall) by Chicago in the 2011 NFL Draft... Signed a 4-year contract with the Bears (7/29/11). **SIGNED through 2014**

2011 SEASON: Started 2 contests at RT before missing rest of the season due to a knee injury... Inactive Games 3-9... Placed on Injured Reserve (11/19/11). **GAMES PLAYED-STARTED: 2-2**

COLLEGE CAREER: Attended the University of Wisconsin (2006-10) where he was a four-year starter... Started all 49 games he played in at left tackle... Outland Trophy award winner as a senior... Big Ten Offensive Lineman of the Year as a senior... Two-time All-American... Two-time all-Big Ten... Four-time academic all-Big Ten... Started all 13 games as a senior captain at left tackle on the Big Ten champion Badgers... Part of offensive line that blocked for two 1,000-yard rushers in James White and John Clay (Montee Ball was four yards shy of 1,000 yards which would have made the Badgers running back trio the first in FBS history to all rush for 1,000 yards in a season)... Badgers tied Big Ten record with 48 rushing touchdowns in a season... Helped QB Scott Tolzien finish with a Big Ten single-season record for completion percentage (72.9 percent)... Two-time UW co-offensive player of the week as a senior... Wayne Souza Coaches Appreciation Award (offense)... Started all 13 games at left tackle as a junior on UW team that led Big Ten in scoring and total offense... First-team all-Big Ten by media and second-team all-Big Ten by coaches... Third-team All-American by NFL Draft Report and fourth-team All-American by Phil Steele... Named to Lombardi Award watch list... Limited to 10 games as a sophomore due to injury, but started all 10 at left tackle... Honorable mention sophomore All-American by College Football News... Knee injury against Ohio State (10/4) knocked him out for three games... Taking over for 2006 Outland Trophy winner Joe Thomas, started all 13 games at left tackle as a redshirt freshman... Freshman All-American second-team selection (Rivals.com, The Sporting News) and honorable mention All-American (College Football News)... First-team freshman all-Big Ten... Wisconsin's co-Rookie of the Year... Redshirted as a true freshman.

PERSONAL: Parade All-American at Monona Grove H.S. (Cottage Grove, Wis.)... PrepStar All-American... Capital Times and Wisconsin State Journal Player of the Year... First-team all-state in 2005 at both OL and DL... Earned four letters in football and track.

GABE CARIMI'S NFL STATISTICS

REGULAR SEASON

GAMES PLAYED-STARTED - 2-2: 2011 (2-2).



44 TYLER CLUTTS

Ht: 6-2

Age: 27

Bears Season: 2

Acquired: Practice squad claim in 2011 (CLE)

Wt: 260

College: Fresno State

NFL Season: 2

FULLBACK

PRO CAREER: Played in 16 games with 8 starts for Chicago, hauling in 8 receptions for 48 yards (6.0 ypc) to go along with 3 special teams tackles... Has experience as a long snapper... Was signed by Chicago from the Cleveland Browns practice squad (9/7/11)... Signed to Cleveland's practice squad on 12/21/10 after spending time in the CFL (2008-09), UFL (2011) and AFL (2011).

CAREER TRANSACTIONS: Signed to Cleveland practice squad (12/21/10)... Signed by the Browns (1/6/11)... Cut by Cleveland (9/3/11)... Added to Browns practice squad (9/4/11)... Signed 3-year contract with Bears (9/7/11) . **SIGNED through 2013**

2011 SEASON: Saw action in all 16 games with 8 starts... Caught 8 receptions for 48 yards (6.0 ypc)... Added 3 special teams tackles... Handled long snapping duties in Week 11 vs. SD (11/20) due to injury to Patrick Mannely... Started Weeks 4-5, 7, 9, 12-14 and 16 at FB... Spent preseason with Cleveland and was signed off Browns practice squad in Week 1. **GAMES PLAYED-STARTED: 16-8**

PREVIOUS SEASONS: 2010 - Spent two weeks on the Browns' practice squad after playing with the Sacramento Mountain Lions of the UFL and the Utah Blaze of the Arena Football League. **2009** - Played with the Edmonton Eskimos of the Canadian Football League. **2008** - Played with the Edmonton Eskimos of the Canadian Football League.

COLLEGE CAREER: Four-year letterman as a defensive end at Fresno State University (2004-07) where he played in 50 games... Totaled 172 tackles and 23.5 career sacks... Was a first-team all-Western Athletic Conference selection as a senior and a second-team choice as a junior... Totaled 21.5 sacks over his final three years, including a career-best 7.5 as a senior.

PERSONAL: Attended Clovis (Calif.) High School where he played quarterback and defensive end... Guided the Cougars to an 11-2 record and the Yosemite Division Large School championship... Threw for 2,383 yards and 19 touchdowns and ran for 16 more scores... Also was the top-ranked wrestler in California at 215 pounds.

TYLER CLUTTS' NFL STATISTICS

REGULAR SEASON

Year	Team	GP-GS	Rush	Yds	Avg	Lg	TD	Rec	Yds	Avg	Lg	TD
2011	Chicago	16 - 8	0	0	-	-	0	8	48	6.0	10	0



CHICAGO BEARS PLAYERS



47 CHRIS CONTE

Ht: 6-2

Age: 23

Bears Season: 2

Acquired: 3rd round of the 2011 draft (93rd overall)

Wt: 203

College: California

NFL Season: 2

SAFETY

PRO CAREER: Started 9 of 14 games played as a rookie, recording 47 tackles (23 solo), 1 INT, 1 PBU and 1 TFL... Added 3 special teams stops... Missed final 2 games of rookie season after being placed on Injured Reserve (12/19/11) due to an ankle injury... Made first career start vs. MIN (10/16/11)... Recorded first career INT in London vs. TB (10/23/11).

CAREER TRANSACTIONS: Drafted in the third round (93rd overall) of the 2010 NFL Draft (4/29/11)... Signed a 4-year contract with Chicago (7/29/11). **SIGNED through 2014**

2011 SEASON: Started 9 of 14 games played, collecting 47 tackles (23 solo), 1 INT, 1 PBU and a TFL... Added 3 special teams tackles... Made first career start vs. MIN (10/16)... Recorded first career INT in London vs. TB (10/23)... Started Games 6-14) at FS... Injured ankle in Week 15 vs. SEA (12/18)... Missed last two contests after being placed on Injured Reserve (12/19) due to ankle injury. **GAMES PLAYED-STARTED: 14-9**

COLLEGE CAREER: Played in 50 games at Cal (2007-10), making 17 starts (12 at safety, 5 at corner) for the Golden Bears... Made switch from corner to safety and started all 12 games at safety as a senior... Finished with 157 tackles (100 solo), 4 TFLs, 2 INTs and 11 PBUs... Added 1 forced fumble and 1 fumble recovery... Returned 3 kickoffs for 55 yards and blocked a punt that he returned for a touchdown... Earned first-team all-Pac 10 honors as a senior... Honorable mention freshman All-American (*The Sporting News*, Scout Media).

PERSONAL: Went to Loyola H.S. (Los Angeles, Calif.) where he was an all-Far West selection by SuperPrep... Posted 58 tackles with 4 INTs and caught 43 passes for 614 yards and 4 TDs as a senior... Helped team to CIF Division I title as a junior, collecting 38 tackles and 2 INTs.

CHRIS CONTE'S NFL STATISTICS

Year	Team	GP	GS	Tackles					Interceptions					Fumbles			Misc.	
				Tot	S	A	Sk	Yds	No	Yds	Lg	TD	PD	FF	FR	Yds	TFL	STT
2011	Chicago	14	9	47	23	24	0.0	0.0	1	0	0	0	1	0	0	0	1	3
PSEASON / CAREER / PLAYOFF HIGHS																		
2011				Career					Playoff									
Tackles.....				6, two times					Same.....None									
Solos.....				4, at PHI (11/7)					Same.....None									
Pass Defenses.....				1, at TB (10/23)					Same.....None									
Interceptions.....				1, at TB (10/23)					Same.....None									



57 BLAKE COSTANZO

Ht: 6-1

Age: 28

Bears Season: 1

Acquired: Unrestricted free agent in 2012 (SF)

Wt: 235

College: Lafayette

NFL Season: 6

LINEBACKER

PRO CAREER: Played in 61 career games in five seasons with the Buffalo Bills (2007-08), Cleveland Browns (2009-10) and San Francisco 49ers (2011), gathering 71 special teams stops with 4 forced fumbles and 4 fumble recoveries... Selected to *SI.com's* All-Pro team as a special teamer in 2009... In two career postseason games, registered 4 special teams tackles, a forced fumble and fumble recovery.

HONORS AND AWARDS: 2009 - *SI.com* All-Pro Team.

CAREER TRANSACTIONS: Entered NFL as an undrafted free agent with New York Jets (5/12/06)... Waived by the Jets (9/2/06)... Signed by the New York Jets and allocated to NFL Europa (2/12/07)... Waived by the Jets (9/1/07)... Signed to Buffalo's practice squad (10/24/07)... Signed by the Bills to the active roster (12/14/07)... Waived by Buffalo (6/11/09). Claimed by Cleveland via waivers (6/16/09)... Signed 1-year contract with the Browns (3/17/10)... Signed 1-year contract with San Francisco (8/3/11)... Signed 2-year contract with Chicago (3/14/12). **SIGNED through 2013**

2011 SEASON: Played in all 16 contests for San Francisco... Finished second on team with 17 special teams stops... Saw action in both 49ers playoff contests and paced team with 4 special teams stops with 1 FF and 1 FR. **GAMES PLAYED-STARTED: 16-0**

PREVIOUS SEASONS: 2010 - Appeared in 10 contests with Cleveland recording seven special teams tackles... Part of kickoff coverage unit that ranked first in NFL allowing league-low 17.8 ypr... Also part of punt coverage unit that ranked fifth in NFL allowing 7.1 ypr... Placed on injured reserve with a groin injury. **2009** - Saw action in all 16 contests for Cleveland, collecting team-high 14 special teams stops, 3 fumble recoveries and 1 forced fumble... Named to *SI.com* All-Pro Team as a special teamer... Tied for first in the AFC and 3rd in the NFL with 3 opponent FRs... Part of Browns coverage unit that topped NFL allowing just 18.9 yards per kickoff return. **2008** - Appeared in all 16 games for Buffalo and led the Bills with 26 special teams tackles. **2007** - Played in final three contests of season for Buffalo after spending 7 weeks on the Bills practice squad... Posted seven special teams stops... Signed to the Bills practice squad on 10/24 and promoted to their active roster on 12/14... Made NFL debut at CLE (12/16).

COLLEGE: A three-year starter at Lafayette College, finished his career with 307 tackles, 18 sacks, 3 INTs, 12 PDs, 4 FFs and 3 FRs... Notched 86 tackles and 6.5 sacks as a senior... Graduated with a degree in sociology.

PERSONAL: Three-year letterwinner at Ramapo (NJ) High School, playing LB and TE... Won two state championships... Named all-state first team and All-Bergen County first team as a senior.



CHICAGO BEARS PLAYERS



6 JAY CUTLER

Ht: 6-3

Age: 29

Bears Season: 4

Acquired: Trade with DEN in 2009

Wt: 220

College: Vanderbilt

NFL Season: 7

QUARTERBACK

PRO CAREER: Has started all 78 games he has appeared in during his six NFL seasons with Denver (2006-08) and Chicago (2009-11)... Completed 1,541-of-2,521 passes (61.1 percent) for 18,283 yards, 117 TDs and 86 INTs for a QB rating of 84.5... In three seasons with Chicago, ranks first in Bears history in passer rating (82.1) and passing yards per game (225.8), second in completion percentage (59.9), tied for fourth in touchdown passes (63), fifth in completions (779), sixth in attempts (1,301) and seventh in passing yards (9,259)... Became the first quarterback in Bears franchise history to post back-to-back 3,000-yard seasons and the first QB to record back-to-back 20+ TD passes (2009-10)... Posted a 23-0 record as a starter when accumulating a QB rating over 100.0 in the regular season (1-0 in playoffs)... Thrown for 300+ yards 16 times during his career, including 6 as a member of the Bears... Became the fastest Bears QB to throw for 3,000 yards, doing so in just 13 games to start 2009 season... Holds Chicago franchise records for single-season attempts (555) and completions (336) in 2009... In 2008, became just the third player in NFL history to reach the 4,500-yard passing mark in one of his first three seasons, joining Dan Marino (1984) and Drew Bledsoe (1994)... Finished his career in Denver second in franchise history in completions and completion percentage, fifth in passing yards, sixth in attempts... Became the fastest player in Denver history to throw 50 TDs (33 games)... Became the first rookie in NFL history to throw multiple TD passes in each of his first four games... Thrown for 354 yards on 21-of-42 passing with 2 TDs and 1 INT in 2 postseason starts... Joined Otto Graham as the only players in NFL history to post 2 rushing TDs and 2 passing TDs in a playoff game vs. SEA (1/16/11).

HONORS AND AWARDS: **2010** - NFC Offensive Player of the Week vs. PHI (11/28). **2009** - NFC Offensive Player of the Week vs. MIN (12/28). **2008** - Pro Bowl; AFC Offensive Player of the Month (9/08); AFC Offensive Player of the Week at CLE (11/6); FedEx Air NFL Player of the Week at CLE (11/6), at NYJ (11/30) and vs. KC (12/7).

CAREER TRANSACTIONS: Drafted by Denver in the first round (11th overall) of the 2006 NFL Draft... Signed by the Broncos (7/27/06)... Traded to Chicago (4/2/09)... Signed 2-year contract extension with the Bears (10/20/09). **SIGNED through 2013**

2011 SEASON: Team captain... Finished with a QB rating of 85.7, completing 182-of-314 passes for 2,319 yards in 10 starts... Tossed 13 TDs and 7 INTs... Carried the ball 18 times for 55 yards (3.1 avg) and 1 TD... Had two 300-yard passing games (312 - Week 1 vs. ATL and 302 - Week 3 vs. GB). **GAMES PLAYED-STARTED: 10-10**

PREVIOUS SEASONS: **2010** - Team captain... Finished with a QB rating of 86.3, completing 261-of-432 passes for 3,274 yards in 15 starts... Tossed 23 TDs and 16 INTs... Carried the ball 50 times for 232 yards (4.6 avg) and 1 TD... Finished seventh in the NFL in yards per attempt (7.58)... Posted a career-high 146.2 QB rating vs. PHI (11/28), throwing a career-high 4 TD passes... Threw for 372 yards in season-opener vs. DET (9/12), the second highest mark of his career... Completed 21-of-42 passes for 354 yards, 2 TDs and 1 INT in 2 postseason games, including a QB rating of 111.3 in NFC Divisional Playoff vs. SEA (1/16). **2009** - Set franchise mark for single-season completions (336) and attempts (555), while throwing for 3,666 yards - the second highest mark in franchise history... Threw a career-high 27 TDs, third-most in Bears single-season annals... Became the fifth QB in Bears history to start all 16 games in a season... Finished with a passer rating over 100.0 on five occasions and completed 56 passes of 20+ yards, the most in franchise history since at least 1995... Ran for 176 yards on 43 carries (4.3 avg), the sixth most yards of any QB. **2008** - Served as a Broncos team captain, starting all 16 games and established single-season team highs in completions (384), attempts (616) and passing yards (4,526) while posting the most 300-yard performances in a season (8)... Ranked third in the league and led the AFC with 4,526 passing yards... Became the third player in League annals to throw for more than 4,500 yards and rush for more than 200 yards in

a single season (Daunte Culpepper, 2004; Warren Moon, 1990)... Threw his 50th career touchdown pass in his 33rd game, becoming the fastest player in Denver history to reach that mark. **2007** - In his first full season as a starting quarterback for Denver, completed 297-of-467 (63.6%) passes for 3,497 yards with 20 touchdowns and 14 interceptions for an 88.1 passer rating in 16 starts... Ranked ninth in the NFL in yards per pass attempt (7.49), 10th in passing yards, tied for 10th in completions and 12th in passer rating... Rushed for 205 yards on 44 carries (4.7 avg.) and 1 TD to rank fourth in the league in rushing among quarterbacks... Posted two 300-yard passing games, five multiple passing touchdown efforts and five games with a completion percentage of at least 70 percent. **2006** - Started the final five games of his rookie season after being named Denver's starter on Nov. 27... Completed 81-of-137 (59.1%) passes for 1,001 yards with nine TDs and five INTs... Became the first rookie in NFL history (second player overall) to throw multiple touchdown passes in each of his first four games played... Also became just the second rookie in league history (fifth player overall) to throw at least two touchdown passes in each of his first four starts... Posted the second-highest TD percentage (6.6) and third-highest TD-to-INT ratio (1.8) among NFL rookies since 1970 (with at least 125 passing attempts) and set Denver rookie records for passer rating (88.5) and completion percentage (59.1).

COLLEGE: Three-year captain who started all 45 career games played at Vanderbilt University (2002-05) where he completed 710-of-1,242 passes for 8,697 yards with 59 touchdowns and 34 interceptions... Rushed for 1,256 yards on 453 career rushes with 17 touchdowns... Set school career records for total offense (9,953 yards), touchdown passes (59), passing yards (8,697), pass completions (710), pass attempts (1,242) and combined touchdowns (76)... Ranked ninth in the nation in total offense (298.9 yards per game) as a senior while completing 273-of-462 passes for 3,073 yards, 21 touchdowns and nine interceptions as he became the first Commodore to be named Southeastern Conference Offensive Player of the Year (coaches and media) since 1967... Named a finalist for the Johnny Unitas Golden Arm Award (nation's top senior quarterback) as well as a first-team all-SEC pick by the league's coaches after leading the conference with a school-record 3,288 yards of total offense... Became the first quarterback in school history to record four consecutive 300-yard passing performances as a senior with a stretch that included Vanderbilt's first win against Tennessee since 1982 in its season finale in Knoxville, Tenn... Started 11 games for the Commodores as a redshirt freshman, earning third-team freshman All-America honors from *The Sporting News* and first-team freshman all-SEC accolades from the league's coaches and the *Associated Press*.

PERSONAL: Started at quarterback and safety for three years at Heritage Hills H.S. in Lincoln City, Ind.... Received first-team all-state honors (*Associated Press*) as a senior, leading the school to a 15-0 record and its first state title by hauling in a game-winning 12-yard touchdown pass off a lateral to win the championship... Connected on 122-of-202 passes for 2,252 yards with 31 touchdowns while rushing 65 times for 493 yards with 11 touchdowns during his senior campaign... Also was a first-team all-state selection in basketball and garnered honorable mention all-state accolades as a shortstop... Completed his bachelor's degree in human and organizational development from Vanderbilt in December 2005... Grew up in a subdivision called Christmas Village in the Southern Indiana town of Santa Claus... Diagnosed with Type I diabetes in mid-April 2008... Started the Jay Cutler Foundation which is dedicated to improving the quality of life for underprivileged children and those suffering from diabetes... Father, Jack, worked for the Indiana state police and his mother, Sandy, was a part-time teacher.

QBs to Throw a TD on First Postseason Pass Attempt

Since 1991

Date	QB, Team	Opponent	Result
1/6/1996	Alex Van Pelt, Buffalo Bill (2 yards).....	vs. Pittsburgh Steelers.....	L, 40-21
1/16/2000	Kurt Warner, St. Louis Rams (77 yards).....	vs. Minnesota Vikings.....	W, 49-37
1/4/2003	Chad Pennington, New York Jets (56 yards).....	vs. Indianapolis Colts.....	W, 41-0
1/16/2011	Jay Cutler, Chicago Bears (58 yards).....	vs. Seattle Seahawks.....	W, 35-24

Information provided by STATS



JAY CUTLER'S NFL STATISTICS

REGULAR SEASON

Year	Team	GP-GS	Att	Cmp	Pct	Yds	Yds/Att	TD	Int	Lg	Sk-Yds	Rating
2006	Denver	5-5	137	81	59.1	1,001	7.3	9	5	71t	13 - 85	88.5
2007	Denver	16-16	467	297	63.6	3,497	7.5	20	14	68t	27 - 153	88.1
2008	Denver	16-16	616	384	62.3	4,526	7.3	25	18	93t	11 - 69	86.0
2009	Chicago	16-16	555	336	60.5	3,666	6.6	27	26	71	35 - 204	76.8
2010	Chicago	15-15	432	261	60.4	3,274	7.6	23	16	89t	52 - 352	86.3
2011	Chicago	10-10	314	182	58.0	2,319	7.4	13	7	56t	23 - 159	85.7
NFL totals		78-78	2,521	1,541	61.1	18,283	7.3	117	86	93t	161 - 1,022	84.5
<i>Bears totals</i>		<i>41-41</i>	<i>1,301</i>	<i>779</i>	<i>59.9</i>	<i>9,259</i>	<i>7.1</i>	<i>63</i>	<i>49</i>	<i>89</i>	<i>110 - 715</i>	<i>82.1</i>

Record as Starter: 41-37 (.526) - 2006 (2-3), 2007 (7-9), 2008 (8-8), 2009 (7-9), 2010 (10-5), 2011 (7-3).

ADDITIONAL STATS: Fumbles-Lost -- (50-18): 2006 (8-2), 2007 (11-4), 2008 (5-2), 2009 (9-1), 2010 (10-6), 2011 (7-3).

Year	Team	Rush	Yds	Avg	Lg	TD
2006	Denver	12	18	1.5	9	0
2007	Denver	44	205	4.7	31	1
2008	Denver	57	200	3.5	18	2
2009	Chicago	40	173	4.3	30	1
2010	Chicago	50	232	4.6	25	1
2011	Chicago	18	55	3.1	12	1
NFL totals		221	883	4.0	31	6
<i>Bears totals</i>		<i>108</i>	<i>460</i>	<i>4.3</i>	<i>55</i>	<i>3</i>

POSTSEASON

Year	Team	GP-GS	Att	Cmp	Pct	Yds	Yds/Att	TD	Int	Lg	Sk-Yds	Rating
2010	Chicago	2-2	42	21	50.0	354	8.4	2	1	58t	5 - 28	84.8

SEASON / CAREER / PLAYOFF HIGHS

	2011	Career	Playoff
Attempts	45, at NO (9/18).....	52, at SF (11/12/09).....	28, vs. SEA (1/16/11)
Completions	28, at DET (10/10).....	36, vs. SD (9/14/08).....	15, vs. SEA (1/16/11)
Passing Yards	312, vs. ATL (9/11).....	447, at CLE (11/6/08).....	274, vs. SEA (1/16/11)
TD Passes	2, five times.....	4, five times.....	2, vs. SEA (1/16/11)
Interceptions	2, two times.....	5, at SF (11/12/09).....	1, vs. GB (1/16/11)
Longest Completion	56t, vs. ATL (9/11).....	93t, at CLE (11/6/08).....	58t, vs. SEA (1/16/11)

JAY CUTLER GAME-BY-GAME PASSING 41-37 Regular Season Starting Record (1-1 Postseason Record)

2006 DENVER BRONCOS

Date	W/L	Opp.	Att	Cmp	Yds	Pct.	TD	INT	Lg	Sk/Lst	Rtg
<i>Did not play in Games 1-11</i>											
12/3*	L	SEA	21	10	143	47.6	2	2	71t	3/22	62.3
12/10*	L	at SD	30	17	188	56.7	2	0	28t	4/22	97.6
12/17*	W	at ARZ	31	21	261	67.7	2	1	54t	1/5	101.7
12/24*	W	CIN	23	12	179	52.2	2	1	39t	3/19	88.9
12/31*	L	SF	32	21	230	65.6	1	1	29	2/17	84.1
Totals	2-3		137	81	1,001	59.1	9	5	71t	13/85	88.5

2007 DENVER BRONCOS

Date	W/L	Opp.	Att	Cmp	Yds	Pct.	TD	INT	Lg	Sk/Lst	Rtg
9/9*	W	at BUF	39	23	304	59.0	1	1	34	1/5	81.6
9/16*	W	OAK	33	23	269	69.7	1	2	24	2/9	79.0
9/23*	L	JAX	23	16	222	69.6	1	1	49	1/4	96.6
9/30*	L	at IND	21	13	131	61.9	1	1	24	1/0	75.7
10/7*	L	SD	36	23	232	63.9	0	1	26	1/8	70.6
10/21*	W	PIT	29	22	248	75.9	3	2	26	2/14	106.7
10/29*	L	GB	34	21	264	61.8	1	0	35	2/17	95.7
11/4*	L	at DET	4	3	20	75.0	0	0	9	2/13	85.4
11/11*	W	at KC	29	17	192	58.6	1	1	38	1/6	75.6
11/19*	W	TEN	21	16	200	76.2	2	0	48t	1/7	137.0
11/25*	L	at CHI	31	17	302	54.8	2	1	68t	2/10	96.4
12/2*	L	at OAK	32	16	214	50.0	0	2	58	1/8	45.6
12/9*	W	KC	27	20	244	74.1	4	0	28	0/0	141.0
12/13*	L	at HOU	39	27	254	69.2	1	0	30	5/18	95.5
12/24*	L	at SD	32	14	155	43.8	0	2	27	4/22	32.7
12/30*	W	MIN	37	26	246	70.3	2	0	27	1/12	106.4
Totals	7-9		467	297	3,497	63.6	20	14	68t	27/153	88.1

2008 DENVER BRONCOS

Date	W/L	Opp.	Att	Cmp	Yds	Pct.	TD	INT	Lg	Sk/Lst	Rtg
9/8*	W	at OAK	24	16	300	66.7	2	0	72	0/0	137.5
9/14*	W	SD	50	36	350	72.0	4	1	34	1/9	109.6
9/21*	W	NO	34	21	264	61.8	2	1	35t	0/0	93.3
9/28*	L	at KC	49	29	361	59.2	1	2	40	1/9	71.9
10/5*	W	TB	34	23	227	67.6	1	0	33	0/0	96.1
10/12*	L	JAX	37	21	192	56.8	2	1	21	0/0	77.8
10/20*	L	at NE	26	17	168	65.4	1	2	20	2/13	64.3
11/2*	L	MIA	46	24	307	52.2	2	3	47	1/2	60.7
11/6*	W	at CLE	42	24	447	57.1	3	1	93t	1/6	107.9
11/16*	W	at ATL	27	19	216	70.4	1	0	47	1/8	106.4
11/23*	L	OAK	37	16	204	43.2	0	1	32	0/0	49.8
11/30*	W	at NYJ	43	27	357	62.8	2	1	59t	0/0	94.8
12/7*	W	KC	40	32	286	80.0	2	1	25	0/0	102.7
12/14*	L	at CAR	33	21	172	63.6	1	1	19	3/14	74.3
12/21*	L	BUF	45	25	359	55.6	0	1	36	1/8	72.4
12/28*	L	at SD	49	33	316	67.3	1	2	25t	0/0	74.9
Totals	8-8		616	384	4,526	62.3	25	18	93t	11/69	86.0

2009 CHICAGO BEARS

Date	W/L	Opp.	Att	Cmp	Yds	Pct.	TD	INT	Lg	Sk/Lst	Rtg
9/13*	L	at GB	36	17	277	47.2	1	4	68	2/11	43.2
9/20*	W	PIT	38	27	236	71.1	2	0	29	2/5	104.7
9/27*	W	at SEA	27	21	247	77.8	3	1	36t	2/14	126.4
10/4*	W	DET	28	18	141	64.3	2	0	25	2/16	100.4
10/18*	L	at ATL	43	27	300	62.8	2	2	41	2/10	79.6
10/25*	L	at CIN	37	26	251	70.3	1	3	26	1/10	64.1
11/1*	W	CLE	30	17	225	56.7	0	1	33	4/26	66.7
11/8*	L	ARZ	47	29	369	61.7	3	1	24	4/22	98.6
11/12*	L	at SF	52	29	307	55.8	0	5	37	0/0	33/6
11/22*	L	PHI	43	24	171	55.8	1	1	23	1/13	63.2
11/29*	L	at MIN	23	18	147	78.3	1	2	24t	4/21	71.6
12/6*	W	STL	17	8	143	47.1	1	0	71	2/15	96.0
12/13*	L	GB	36	23	209	63.9	2	2	28	3/14	74.9
12/20*	L	at BAL	27	10	94	37.0	0	3	30	2/4	7.9
12/28*	W	MIN	35	20	273	57.1	4	1	39t	2/15	108.4
1/3*	W	at DET	36	22	276	61.1	4	0	48	2/8	122.0
Totals	7-9		555	336	3,666	60.5	27	26	71	35/204	76.8



CHICAGO BEARS PLAYERS

2010 CHICAGO BEARS

Date	W/L	Opp.	Att	Cmp	Yds	Pct.	TD	INT	Lg	Sk/Lst	Rtg
9/12*	W	DET	35	23	372	65.7	2	1	89t	4/10	108.3
9/19*	W	at DAL	29	21	277	72.4	3	0	59	1/7	136.7
9/27*	W	GB	27	16	221	59.3	1	1	35	3/22	82.5
10/3*	L	at NYG	11	8	42	72.7	0	1	9	9/55	40.7
10/10	W	at CAR	INACTIVE								
10/17*	L	SEA	39	17	290	43.6	0	0	67	6/44	69.4
10/24*	L	WAS	40	26	281	65.0	1	4	48	4/25	54.3
11/7*	W	at BUF	30	17	188	56.7	2	0	26	1/10	97.6
11/14*	W	MIN	35	22	237	62.9	3	2	29	2/7	87.4
11/18*	W	at MIA	25	16	156	64.0	0	1	16	3/23	64.8
11/28*	W	PHI	21	14	247	66.7	4	0	39	4/29	146.2
12/5*	W	at DET	26	21	234	80.8	1	0	33	4/37	117.0
12/12*	L	NE	26	12	152	46.2	0	2	33	2/14	32.9
12/20*	W	at MIN	24	14	194	58.3	3	1	67	1/5	106.6
12/26*	W	NYJ	25	13	215	52.0	3	1	40t	2/13	104.2
1/2*	L	at GB	39	21	168	53.8	0	2	27	6/51	43.5
Totals	10-5		432	261	3,274	60.4	23	16	89t	52/352	86.3

POSTSEASON

1/16*	W	SEA	28	15	274	53.6	2	0	58t	3/13	111.3
1/23*	L	GB	14	6	80	42.9	0	1	24	2/15	31.8
Totals	1-1		42	21	354	50.0	2	1	58t	5/28	84.8

2011 CHICAGO BEARS

Date	W/L	Opp.	Att	Cmp	Yds	Pct.	TD	INT	Lg	Sk/Lst	Rtg
9/11*	W	ATL	32	22	312	68.8	2	1	56t	5/23	107.8
9/18*	L	at NO	45	19	244	42.2	1	0	30	6/58	67.3
9/25*	L	GB	37	21	302	56.8	2	2	40	3/24	78.9
10/2*	W	CAR	17	9	102	52.9	0	1	22	1/9	46.7
10/10*	L	at DET	38	28	249	73.7	1	0	28	3/12	99.6
10/16*	W	MIN	31	21	267	67.7	2	0	48t	1/9	115.9
10/23*	W	at TB	32	17	226	53.1	1	2	36	2/8	60.2
11/7*	W	at PHI	32	18	208	56.3	2	0	28	0/0	96.9
11/13*	W	DET	19	9	123	47.4	0	0	30	2/16	68.5
11/20*	W	SD	31	18	286	58.1	2	1	42	0/0	97.0

Did not play in Games 11-16 due to injury.

Totals	7-3		314	182	2,319	58.0	13	7	56t	23/159	85.7
---------------	------------	--	------------	------------	--------------	-------------	-----------	----------	------------	---------------	-------------

*Denotes Game Started



94 CHAUNCEY DAVIS

Ht: 6-2

Age: 29

Bears Season: 2

Acquired: Waived free agent in 2011 (ATL)

Wt: 271

College: Florida State

NFL Season: 8

DEFENSIVE END

PRO CAREER: Has appeared in 102 games with 25 starts over seven seasons with Atlanta (2005-10) and Chicago (2011)... Collected 189 tackles (150 solo), 11 sacks, 8 fumble recoveries, 2 forced fumbles, 2 INTs and 6 PBUs... Has scored 2 defensive touchdowns (1 INT, 1 fumble)... Appeared in 2 postseason contests with 1 start, gathering 3 tackles.

CAREER TRANSACTIONS: Entered NFL as a fourth-round pick (128th overall) by Atlanta in the 2005 NFL Draft... Signed 4-year contract with Falcons (3/309)... Released by Atlanta (9/2/11)... Signed 2-year contract with Chicago (11/14/11). **SIGNED through 2012**

2011 SEASON: Appeared in 6 games for Chicago recording 9 tackles, 1 sack and 2 TFLs.

PREVIOUS SEASONS: 2010 - Appeared in all 16 games for Atlanta for the sixth-straight season with 2 starts... Recorded 24 tackles, 1 sack, 1 INT which he returned 26 yards for a TD, 1 FR and 2 PBUs. **2009** - Made an appearance in all 16 games with 4 starts, finishing with 22 tackles, 1 sack, 1 PBU and a forced fumble. **2008** - Played in 16 contests with 1 start, collecting career-highs in tackles (39), sacks (4) and fumble recoveries (3)... Added a forced fumble and pass break up. **2007** - Was a sub in all 16 contests for Atlanta, garnering 31 tackles, 2 sacks and a fumble recovery. **2006** - Appeared in all 16 contests with a career-high 13 starts... Recorded 36 tackles, 1 sack, 1 INT, 2 PBUs and a fumble recovery. **2005** - Had 5 starts in 16 contests played in rookie season... Put up 28 tackles, 1 sack and 2 fumble recoveries.

COLLEGE: Appeared in 24 games for Florida State, playing both outside linebacker and defensive end... Finished with 40 tackles, 7.0 sacks, 2 forced fumbles, 1 fumble recovery and 1 blocked kick... Named the team's most improved defensive end and outstanding player as a senior.

PERSONAL: First team all-state Class 4A at Auburndale (FL) H.S.... First team All-American on Rivals.com... Member of *Florida Times Union* Super 75 and *Atlanta Journal Constitution's* Super Southern 100... Competed in the CaliFlorida Bowl... Rushed for nearly 1,000 yards as a senior... Has his own charitable foundation, the Chauncey Davis Foundation... Hosted school events in Atlanta for children's school supplies and free haircuts... Hosts annual football camp in Atlanta during the summer.

HOME OF THE BEARS

Staley Field [^]	1920
Cubs Park*	1921-25
Wrigley Field	1926-70
Soldier Field	1971-2001
Memorial Stadium#	2002
Soldier Field	2003-present


*Re-named Wrigley Field in 1926

[^]Decatur, Ill. #Champaign, Ill.





CHICAGO BEARS PLAYERS



87 KELLEN DAVIS

Ht: 6-7

Age: 26

Bears Season: 5

Acquired: 5th round of the 2008 draft

Wt: 267

College: Michigan State

NFL Season: 5

TIGHT END

PRO CAREER: Played in all 64 games in his first four NFL seasons - including 20 starts - contributing on offense and special teams... Hauled in 28 catches for 300 yards (10.7 avg) and 9 TDs... Tallied 10 special teams tackles and returned 1 kickoff for 13 yards... Posted 2 receptions for 42 yards (21.0 avg) and 1 TD in two postseason games.

CAREER TRANSACTIONS: Entered the NFL as a fifth-round pick (158th overall) by Chicago in the 2008 NFL Draft... Signed a 4-year contract with the Bears (5/30/08)... Signed 2-year contract with Chicago (3/15/11) **SIGNED through 2013**

2011 SEASON: Saw action in all 16 games, including 15 starts... Set career-highs with 18 receptions, 206 receiving yards and 5 touchdown catches, which paced team... Established career-high with 40 receiving yards in Week 13 vs. KC (12/4).

GAMES PLAYED-STARTED: 16-15

PREVIOUS SEASONS: 2010 - Saw action in all 16 games, including three starts... Hauled in 1 reception, a 19-yard TD, vs. MIN (11/14)... Credited with a career-high 7 special teams tackles... Played in both postseason contests, catching 2 passes for 42 yards, including a 39-yard TD reception, vs. SEA (1/16). **2009** - Appeared in all 16 games, making two starts... Caught 9 passes for 75 yards (8.3 avg) and 3 TDs... Collected his first career catch and first career TD catch vs. PIT (9/20). **2008** - Saw a good portion of his playing time on special teams, appearing in all 16 games... Credited with 3 special teams stops... Also returned 1 kickoff for 13 yards.

COLLEGE: Attended Michigan State University (2004-07), appearing in 43 games, including 22 starts (all at TE)... Posted 60 receptions for 789 yards (13.2 avg) and 9 TDs... Selected as a participant of the 2008 Under Armour Senior Bowl... Added 6 carries for 43 yards at MSU... Showed his athleticism and versatility on defense, tallying 14 tackles (10 solo) and 2.0 sacks as a Spartan... Honorable mention all-Big Ten selection in 2007.

PERSONAL: Three-year starter at Adrian HS... AP all-state selection in 2003... Caught 47 passes for 948 yards and 17 TDs in final two seasons... Son of Jeffrey and Radine Davis... Majored in Communications.

KELLEN DAVIS' NFL STATISTICS

REGULAR SEASON

Year	Team	GP-GS	Rec	Yds	Avg	Lg	TD	STT
2008	Chicago	16 - 0	0	0	0.0	0	0	3
2009	Chicago	16 - 2	9	75	8.3	18	3	0
2010	Chicago	16 - 3	1	19	19.0	19t	1	7
2011	Chicago	16 - 15	18	206	11.4	32t	5	0
NFL totals		64 - 20	28	300	10.7	32t	9	10

POSTSEASON

Year	Team	GP-GS	Rec	Yds	Avg	Lg	TD	STT
2010	Chicago	2 - 0	2	42	21.0	39t	1	0

SEASON / CAREER / PLAYOFF HIGHS

	2011	Career	Playoff
Receptions	3, two times	5, vs. PIT (9/20/09)	2, vs. SEA (1/16/11)
Receiving Yards	40, vs. KC (12/4)	Same	42, vs. SEA (1/16/11)
Longest Reception	32t, vs. GB (9/25)	Same	39t, vs. SEA (1/16/11)
Receiving TDs	1, five times	1, nine times	1, vs. SEA (1/16/11)

KELLEN DAVIS' GAME-BY-GAME OFFENSIVE STATS 8-9 Regular Season Starting Record (0-0 Postseason Record)

2008 CHICAGO BEARS

No Receiving Stats in Games 1-16

2009 CHICAGO BEARS

Date	W/L	Opp.	Rec	Yds	Avg	Long	TD
9/13	L	at GB	0	0	0.0	0	0
9/20	W	PIT	5	38	7.6	11	1
9/27	W	at SEA	0	0	0.0	0	0
10/4	W	DET	2	20	10.0	18	1
10/18	L	at ATL	0	0	0.0	0	0
10/25*	L	at CIN	0	0	0.0	0	0
11/1	W	CLE	0	0	0.0	0	0
11/8	L	ARZ	0	0	0.0	0	0
11/12	L	at SF	0	0	0.0	0	0
11/22*	L	PHI	2	17	8.5	15t	1
11/29	L	at MIN	0	0	0.0	0	0
12/6	W	STL	0	0	0.0	0	0
12/13	L	GB	0	0	0.0	0	0
12/20	L	at BAL	0	0	0.0	0	0
12/28	W	MIN	0	0	0.0	0	0
1/3	W	at DET	0	0	0.0	0	0
Totals	0-2		9	75	8.3	18	3

2010 CHICAGO BEARS

Date	W/L	Opp.	Rec	Yds	Avg	Long	TD
9/12	W	DET	0	0	0.0	0	0
9/19	W	at DAL	0	0	0.0	0	0
9/27	W	GB	0	0	0.0	0	0
10/3	L	at NYG	0	0	0.5	0	0
10/10*	W	at CAR	0	0	0.0	0	0
10/17	L	SEA	0	0	0.3	0	0
10/24	L	WAS	0	0	0.0	0	0
11/7*	W	at BUF	0	0	0.0	0	0
11/14	W	MIN	1	19	19.0	19t	1
11/18	W	at MIA	0	0	0.0	0	0
11/28*	W	PHI	0	0	0.0	0	0
12/5	W	at DET	0	0	0.0	0	0
12/12	L	NE	0	0	0.0	0	0
12/20	W	at MIN	0	0	0.0	0	0
12/26	W	NYJ	0	0	0.0	0	0
1/2	L	at GB	0	0	0.0	0	0
Totals	3-0		1	19	19.9	19t	1
POSTSEASON							
1/16	W	SEA	2	42	21.0	39t	1
1/23	L	GB	0	0	0.0	0	0
Totals	0-0		2	42	21.0	39t	1

2011 CHICAGO BEARS

Date	W/L	Opp.	Rec	Yds	Avg	Long	TD
9/11*	W	ATL	2	23	11.5	12	0
9/18*	L	at NO	0	0	0.0	0	0
9/25*	L	GB	1	32	32.0	32t	1
10/2*	W	CAR	0	0	0.0	0	0
10/10*	L	at DET	3	25	8.3	17	1
10/16*	W	MIN	2	27	13.5	24	0
10/23*	W	at TB	0	0	0.0	0	0
11/7*	W	at PHI	1	-1	-1.0	-1	0
11/13*	L	DET	0	0	0.0	0	0
11/20*	W	SD	1	4	4.0	4t	1
11/27*	L	at OAK	2	25	12.5	16	1
12/4*	L	KC	2	40	20.0	28	0
12/11	L	at DEN	0	0	0.0	0	0
12/18*	L	SEA	1	10	10.0	10	0
12/25*	L	at GB	3	21	7.0	11	1
1/1*	W	at MIN	0	0	0.0	0	0
Totals	8-7		18	206	11.4	32t	5


*Denotes Game Started

2011 QUARTER-BY-QUARTER SCORING

Team	Bears Points Scored						Opponents Points Scored					
	Q1	Q2	Q3	Q4	OT	TOT	Q1	Q2	Q3	Q4	OT	TOT
ATL	10	6	14	0	-	30	3	0	3	6	-	12
@ NO	7	3	3	0	-	13	3	13	7	7	-	30
GB	0	10	0	7	-	17	7	10	3	7	-	27
CAR	10	14	0	10	-	34	3	17	0	9	-	29
@ DET	0	10	0	3	-	13	0	7	14	3	-	24
MIN	16	10	10	3	-	39	0	3	7	0	-	10
@ TB	7	7	7	3	-	24	2	3	0	13	-	18
@ PHI	7	10	3	10	-	30	0	10	14	0	-	24
DET	10	10	17	0	-	37	0	6	0	7	-	13
SD	3	14	14	0	-	31	3	7	7	3	-	20
@ OAK	0	7	0	13	-	20	6	6	6	7	-	25
KC	0	3	0	0	-	3	0	7	3	0	-	10
@ DEN	0	0	7	3	0	10	0	0	0	10	3	13
SEA	7	7	0	0	-	14	7	0	17	14	-	38
@ GB	0	3	7	11	-	21	7	7	14	7	-	35
@ MIN	0	14	0	3	-	17	10	3	0	0	-	13
Totals	77	128	82	66	0	353	51	99	95	93	3	341



CHICAGO BEARS PLAYERS



58 DOM DeCICCO

Ht: 6-4

Age: 23

Bears Season: 2

Acquired: Undrafted free agent in 2011

Wt: 230

College: Pittsburgh

NFL Season: 2

LINEBACKER

PRO CAREER: Appeared in all 16 contests during rookie season and finished second on the Bears with 17 special teams tackles... 17 special teams tackles are the most by a Bears rookie since Corey Graham had 20 in 2007.

CAREER TRANSACTIONS: Entered NFL as an undrafted free agent with Chicago (7/26/11). **SIGNED through 2013**

2011 SEASON: Played in all 16 games on special teams... Finished second on the Bears with 17 special teams tackles.

GAMES PLAYED-STARTED: 16-0

COLLEGE: Two-time all-Big East pick at Pittsburgh (2007-10)... Appeared in 48 games for the Panthers, making 36 starts... Finished career with 244 tackles (166 solo), 1.0 sack, 12 fumble recoveries, 12 PBUs and 7.0 TFLs... Named first-team all-Big East as a senior and named captain... Started all 12 games he played in, including seven at strong safety and five at WLB... Credited with a team-high 94 tackles, 6.0 TFLs and 5 INTs... Played in the Texas vs. The Nation All-Star Game... As a junior, started in all 13 games at strong safety... All-Big East (second team)... Collected 88 tackles, 3 INTs, 3 PBUs and a forced fumble... Named Big East Defensive Player of the Week for his performance against USF... Played in 13 games as a sophomore, starting 11 at strong safety... Notched 56 tackles and a team-high four interceptions, which ranked third in the Big East... Lettered as a true freshman, playing in 10 games and posting 6 tackles.

PERSONAL: Three-year starter on both sides of the ball for perennial WPIAL Class AAA power Thomas Jefferson... Switched from receiver to quarterback for his senior season and was a 1,000-yard rusher and passer... Pittsburgh Post-Gazette WPIAL Class AAA Player of the Year.

DOM DeCICCO'S NFL STATISTICS

REGULAR SEASON


Year	Team	GP	GS	Tackles					Interceptions					Fumbles			Misc.	
				Tot	S	A	Sk	Yds	No	Yds	Lg	TD	PD	FF	FR	Yds	TFL	STT
2011	Chicago	16	0	0	0	0	0.0	0.0	0	0	0	0	0	0	0	0	0	17



BEARS SHARE

A Community Ticket Donation Program

The Bears Share ticket donation program has been in effect since 1993 benefiting numerous local charities. Tickets can now be donated online through MY BEARS SEASON TICKET ACCOUNT. Simply log in to your personal account and select "Manage My Tickets". Select the ticket(s) you wish to donate and select "Donate To Charity". The tickets will automatically be forwarded to Bears.Care@bears.nfl.net. The original ticket(s) become invalid. Donors will receive an email acknowledgement which should be retained for tax purposes. Tickets can also be mailed to the following address: Chicago Bears Football Club, c/o Bears Share, 1920 Football Drive, Lake Forest, IL 60045. Donations must occur at least four (4) business days prior to the game to allow for distribution. For more information regarding local agencies that are supported through Bears Share, please visit ChicagoBears.com/bearsare.



22 MATT FORTÉ

Ht: 6-2

Wt: 218

Age: 26

College: Tulane

Bears Season: 5

NFL Season: 5

Acquired: 2nd round of the 2008 draft

RUNNING BACK

PRO CAREER: 2011 Pro Bowler is first player in NFL history to compile 900 rushing yards and 400 receiving yards in each of his first four seasons... Ranks fifth in Bears history in rushing yards (4,233 on 1,014 attempts, 21 touchdowns) and yards from scrimmage (6,218) after starting all 60 career games in which he has appeared during four seasons with Chicago... Has posted 223 catches for 1,985 yards (8.9 avg) and 8 TDs... First player in franchise history with 1,400-plus yards from scrimmage in each of his first four seasons... First player in franchise history with 900 rushing yards in each of his first four seasons with the team... First running back in Bears history with 400 receiving yards in each of first four seasons... One of four players in team history with 4,000 rushing yards and 1,500 receiving yards, joining Neal Anderson, Rick Casares and Walter Payton... Since joining the NFL in 2008, ranks seventh in the league in rushing yards, sixth in yards from scrimmage and third in receiving yards among running backs... 205 rushing yards versus Carolina on October 2, 2011 are tied for second most in Bears single-game history... In 2010, became the second Bears' player to rush for 1,000 yards and post 500 receiving yards in the same season (Walter Payton, 1983)... Collected 12 100-yard rushing games (Bears are 11-1 in those contests) and three 100-yard receiving games in his career... Broke franchise records for rushing yards by a rookie (1,238) and scrimmage yards by a rookie (1,715) in 2008... Became just the eighth rookie since the 1970 NFL-AFL merger to lead his team in both rushing yards and receptions... Also one of just two rookies in NFL history to rush for over 1,000 yards and post more than 60 catches (Edgerrin James, 1999)... Third longest starting streak by a running back since 1982 to start a career with 60 consecutive starts before missing first game due to injury in 2011, trailing Eddie George (130) and LaDanian Tomlinson (63)... Ran for 150 yards on 42 carries (3.6 avg) and caught 13 passes for 144 yards (11.1 avg) while starting both career playoff games... Holds the franchise record for receptions in a playoff game with 10 catches vs. GB (1/23/11).

HONORS AND AWARDS: 2011 - Pro Bowl, FedEx ground Player of the Week vs. CAR (10/2). 2010 - All-Joe (*USA Today*), NFC Offensive Player of the Week vs. DET (9/12). 2008 - Brian Piccolo Award.

CAREER TRANSACTIONS: Entered the NFL as a second-round selection (44th overall) of the Bears in the 2008 NFL Draft... Signed to 4-year contract by Chicago (7/2/08)... Designated the franchise player in 2012.

2011 SEASON: Started all 12 games in which he appeared, ranking 10th in the NFL with 1,487 yards from scrimmage (997 rushing and 490 receiving)... Ranked third in the NFL and fifth in Bears single-season annals in scrimmage yards per game (123.9)... 83.1 rushing yards per game were sixth in the NFL... Had 997 rushing yards on 203 carries for career-high 4.9 yards per carry with three touchdowns... Added 52 receptions for 490 receiving yards and a touchdown... 17 total plays of 20-plus yards were second among running backs... Was second in the NFL with 12 rushes of 20-plus yards and tied for sixth among running backs with five receptions of 20-plus yards... Recorded four 100-yard rushing contests and one 100-yard receiving game... Had 205 rushing yards versus Carolina (10/2), tied for second most in Bears single-game history... Missed final four games due to knee injury. **GAMES PLAYED-STARTED: 12-12**

PREVIOUS SEASONS: 2010 - Eclipsed the 1,000-yard mark for the second time in his career, finishing with 1,069 yards on 237 carries and 6 rushing TDs... Ranked sixth in the NFC in rushing yards... Tied for the team lead in receptions (51) and ranked third in receiving yards (547), while hauling in 3 touchdown receptions... Led the team in total touchdowns (9)... Tallied three 100-yard rushing games and one 100-yard receiving game... Started all 16 regular season games and both postseason contests... Rushed for 150 yards on 42 carries and recorded 13 catches for 144 yards in the postseason. 2009 - Started all 16 games at RB, rushing for 929 yards on 258 carries (3.6 avg) and 4 TDs... Ranked second on the Bears in receptions, catching 57 passes for 471 yards (8.3 avg)... Reached the 1,400 yards from scrimmage mark for the second time in his career...



CHICAGO BEARS PLAYERS

Rushed for 100+ yards on two occasions, with the Bears going 2-0 in those games. **2008** - Broke the Chicago single-season rookie rushing mark with 1,238 yards on 316 carries (3.9 avg) to go along with 8 rushing TDs while starting all 16 games at RB... Also set the franchise rookie single-season record for yards from scrimmage (1,715)... Caught a team-high 63 catches for 477 yards, which set the team record for catches by a Chicago RB and receptions by a rookie, to go along with 4 receiving TDs... Tied for the NFL lead with 86 first downs and tied for 12th in the League with 12 TDs (8 rushing, 4 receiving) in his rookie season.

COLLEGE: Finished career at Tulane (2004-2007) as the school's all-time leader in rushing yards per game (99.2), rushing touchdowns (39), total touchdowns (44) and scoring among non-kickers (266 points)... Also finished career ranked second in school annals in all-purpose yards (5,261), rushing yards (4,265), rushing attempts (833) and 100-yard rushing games (16)... Just the 11th player in NCAA Division I (Bowl Subdivision) history to rush for 2,000 yards in a season with 2,127 in 2007 which ranks 7th all-time in NCAA history... Added 103 receptions for 985 yards and five touchdowns... Named Most Valuable Player for the 2008 Under Armour Senior Bowl, rushing for a game-high 58 yards on 8 carries and a game-high 4 catches for 38 yards.

PERSONAL: District 5A Offensive MVP, all-Metro selection and second-team all-state performer at Slidell H.S.... Gathered 2,432 rushing yards and 31 TDs while adding 48 receptions for 618 yards and 5 TDs... Son of Gene and Gilda Forte... Father, Gene, played football at Tulane from 1975-77 and was a team captain in 1977... Brother, Bryan, played football at McNeese State... Majored in finance.

MATT FORTE'S NFL STATISTICS

REGULAR SEASON

Year	Team	GP-GS	Rush	Yds	Avg	Lg	TD	Rec	Yds	Avg	Lg	TD
2008	Chicago	16 - 16	316	1,238	3.9	50t	8	63	477	7.6	19	4
2009	Chicago	16 - 16	258	929	3.6	61	4	57	471	8.3	37	0
2010	Chicago	16 - 16	237	1,069	4.5	68t	6	51	547	10.7	89t	3
2011	Chicago	12 - 12	203	997	4.9	46	3	52	490	9.4	56t	1
NFL totals		60 - 60	1,014	4,233	4.2	68t	21	223	1,985	8.9	89t	8

POSTSEASON

Year	Team	GP-GS	Rush	Yds	Avg	Lg	TD	Rec	Yds	Avg	Lg	TD
2010	Chicago	2 - 2	42	150	3.6	14	0	13	144	11.1	26	0

SEASON / CAREER / PLAYOFF HIGHS

	2011	Career	Playoff
Rushes	25, two times.....	27, vs. TB (9/21/08).....	25, vs. SEA (1/16/11)
Rushing Yards	205, vs. CAR (10/2).....	Same.....	80, vs. SEA (1/16/11)
Longest Run	46, vs. CAR (10/2).....	68t, at CAR (10/10/10).....	14, vs. GB (1/23/11)
Rushing TDs	1, three times.....	2, three times.....	None
Receptions	10, at NO (9/18).....	Same.....	10, vs. GB (1/23/11)
Receiving Yards	117 at NO (9/18).....	151, vs. DET (9/12/10).....	90, vs GB (1/23/11)
Longest Reception	56t, vs. ATL (9/11).....	89t, vs. DET (9/12/10).....	26, vs. SEA (1/16/11)
Receiving TDs	1, vs. ATL (9/11).....	2, vs. DET (9/12/10).....	None

OPENING DAY ROOKIE STARTERS

On Sunday, September 21, 1975, running back Walter Payton and six fellow rookies (DE Mike Hartenstine, DT Roger Stillwell, FS Doug Plank, TE Greg Latta, LG Noah Jackson, OT Jeff Sevy) took to Soldier Field's artificial turf to face the Baltimore Colts; the young Bears lost 35-7. The seven rookie Bears starting on Opening Day is the most in the past 35 seasons, followed by three in 1983 (T Jim Covert, WR Willie Gault and CB Mike Richardson) and two on three occasions (1989, CB Donnell Woolford and DE Trace Armstrong; 1991, T Stan Thomas and WR Anthony Morgan; 1998, FS Tony Parrish and TE Alonzo Mayes). In 18 of the previous 36 seasons, no rookies have started on opening day. Most recently, S Al Afolajola (2009), RB Matt Forte (2009), DT Tommie Harris (2004) and RT Gabe Carimi (2011) all started as rookies on opening day.

MATT FORTE'S GAME-BY-GAME RUSHING AND RECEIVING 34-26 Regular Season Starting Record (1-1 Postseason Record)

2008 CHICAGO BEARS

Date	W/L	Opp.	Rush	Yards	Avg.	Lg	TD	Rec.	Yards	Avg.	Lg	TD
9/7*	W	at IND	23	123	5.3	50t	1	3	18	6.0	9	0
9/14*	L	at CAR	23	92	4.0	18	0	3	21	7.0	9	0
9/21*	L	TB	27	89	3.3	11	0	7	66	9.4	19	1
9/28*	W	PHI	19	43	2.3	12	0	5	42	8.4	17	0
10/5*	W	at DET	15	36	2.4	10	1	4	25	6.3	9t	1
10/12*	L	at ATL	20	76	3.8	20	1	5	34	6.8	11	0
10/19*	W	MIN	20	56	2.8	8	1	2	17	8.5	9	0
11/2*	W	DET	22	126	5.7	20	0	1	5	5.0	5	0
11/9*	L	TEN	20	72	3.6	14	0	7	54	7.7	18	1
11/16*	L	at GB	16	64	4.0	10	0	6	40	6.7	18	0
11/23*	W	at STL	21	139	6.6	47t	2	1	7	7.0	7	0
11/30*	L	at MIN	22	96	4.4	26	0	4	29	7.3	12	1
12/7*	W	JAX	21	69	3.3	26	0	5	37	7.4	11	0
12/11*	W	NO	11	34	3.1	8	1	5	29	5.8	12	0
12/22*	W	GB	23	73	3.2	28	1	2	28	14.0	14	0
12/28*	L	at HOU	13	50	3.8	13	0	3	25	8.3	13	0
Totals	9-7		316	1,238	3.9	50t	8	63	477	7.6	19	4

2009 CHICAGO BEARS

Date	W/L	Opp.	Rush	Yards	Avg.	Lg	TD	Rec.	Yards	Avg.	Lg	TD
9/13*	L	at GB	25	55	2.2	10	0	0	0	0.0	0	0
9/20*	W	PIT	13	29	2.2	5	0	5	33	6.6	12	0
9/27*	W	at SEA	21	66	3.1	11	0	6	40	6.7	11	0
10/4*	W	DET	12	121	10.1	61	1	2	19	9.5	12	0
10/18*	L	at ATL	15	23	1.5	5	0	5	37	7.4	13	0
10/25*	L	at CIN	6	24	4.0	10	0	4	25	6.3	18	0
11/1*	W	CLE	26	90	3.5	12	2	2	31	15.5	28	0
11/8*	L	ARZ	5	33	6.6	16	0	6	74	12.3	28	0
11/12*	L	at SF	20	41	2.1	16	0	8	120	15.0	37	0
11/22*	L	PHI	14	34	2.4	8	0	4	20	5.0	9	0
11/29*	L	at MIN	8	27	3.4	7	0	4	34	8.5	16	0
12/6*	W	STL	24	91	3.8	15	1	1	5	5.0	5	0
12/13*	L	GB	12	51	4.3	13	0	4	17	4.3	14	0
12/20*	L	at BAL	20	69	3.5	10	0	2	0	0.0	1	0
12/28*	W	MIN	21	74	3.5	8	0	1	-7	-7.0	-7	0
1/3*	W	at DET	16	101	6.3	53	0	3	23	7.7	12	0
Totals	7-9		258	929	3.6	61	4	57	471	8.3	37	0

2010 CHICAGO BEARS

Date	W/L	Opp.	Rush	Yards	Avg.	Lg	TD	Rec.	Yards	Avg.	Lg	TD
9/12*	W	DET	17	50	2.9	17	0	7	151	21.6	89t	2
9/19*	W	at DAL	10	29	2.9	13	0	5	37	7.4	17	1
9/27*	W	GB	11	29	2.6	12	0	2	14	7.0	15	0
10/3*	L	at NYG	12	26	2.2	8	0	2	7	3.5	6	0
10/10*	W	at CAR	22	166	7.5	68t	2	2	22	11.0	14	0
10/17*	L	SEA	8	11	1.4	6t	1	3	40	13.3	19	0
10/24*	L	WAS	10	41	4.1	10	0	5	32	6.4	13	0
11/7*	W	at BUF	14	49	3.5	22	0	3	12	4.0	6	0
11/14*	W	MIN	21	69	3.3	11	0	1	9	9.0	9	0
11/18*	W	at MIA	25	97	3.9	21	1	2	7	3.5	4	0
11/28*	W	PHI	14	117	8.4	61	0	2	22	11.0	16	0
12/5*	W	at DET	13	64	4.9	17	1	2	36	18.0	20	0
12/12*	L	NE	9	25	2.8	9	0	2	36	18.0	30	0
12/20*	W	at MIN	17	92	5.4	14	0	1	6	6.0	6	0
12/26*	W	NYJ	19	113	5.9	32	1	4	56	14.0	24	0
1/2*	L	at GB	15	91	6.1	25	0	8	60	7.5	27	0
Totals	11-5		237	1,069	4.5	68t	6	51	547	10.7	89t	3

POSTSEASON

1/16*	W	SEA	25	80	3.2	11	0	3	54	18.0	26	0
1/23*	L	GB	17	70	4.1	14	0	10	90	9.0	24	0
Totals	1-1		42	150	3.6	14	0	13	144	11.1	26	0

2011 CHICAGO BEARS

Date	W/L	Opp.	Rush	Yards	Avg.	Lg	TD	Rec.	Yards	Avg.	Lg	TD
9/11*	W	ATL	16	68	4.3	27	0	5	90	18.0	56t	1
9/18*	L	at NO	10	49	4.9	42	0	10	117	11.7	21	0
9/25*	L	GB	9	2	0.2	5	0	7	80	11.4	28	0
10/2*	W	CAR	25	205	8.2	46	1	4	23	5.8	11	0
10/10*	L	at DET	22	116	5.3	23	0	4	35	8.8	17	0
10/16*	W	MIN	17	87	5.1	21	0	6	36	6.0	10	0
10/23*	W	at TB	25	145	5.8	32t	1	2	38	19.0	36	0
11/7*	W	at PHI	24	133	5.5	25	0	3	17	5.7	10	0
11/13*	W	DET	18	64	3.6	40	1	1	3	3.0	3	0
11/20*	W	SD	20	57	2.9	13	0	4	26	6.5	17	0
11/27*	L	at OAK	12	59	4.9	33	0	6	25	4.2	12	0
12/4*	L	KC	5	12	2.4	5	0	0	0	0.0	0	0
12/11	L	at DEN	Inactive due to injury									
12/18	L	SEA	Inactive due to injury									
12/25	L	at GB	Inactive due to injury									
1/1	W	at MIN	Placed on Injured Reserve									
Totals	7-5		203	997	4.9	46	3	52	490	9.4	56t	1

*Denotes Game Started

**63 ROBERTO GARZA****Ht:** 6-2**Wt:** 310**Age:** 33**College:** Texas A&M-Kingsville**Bears Season:** 8**NFL Season:** 12**Acquired:** Unrestricted free agent in 2005 (ATL)**GUARD/CENTER**

PRO CAREER: Has been a key component to offensive line since coming to Chicago in 2005, starting 101-of-110 games played while the Bears have rushed for 12,143 yards... Started all 16 games in five of the last six seasons for the Bears... Totaled 116 regular season starts over the last eight seasons with Chicago and Atlanta, helping his team to a 71-45 record (.612) in those contests and paving the way for a 1,000-yard rusher in five of those seasons... Has started 132-of-162 career games played during his 11 NFL seasons with the Bears and Falcons, making starts at each of the interior O-line spots... Played in 101 consecutive regular season games from 2003-10 and appeared in all 16 games eight times during his career (2001, 2004-2009, 2011)... Played in 8 postseason contests, starting every game.

CAREER TRANSACTIONS: Entered NFL as a fourth-round selection (99th overall) by Atlanta in the 2001 NFL Draft... Signed 3-year contract with Falcons (5/21/01)... Received qualifying offer from Atlanta (3/1/04) and accepted tender offer from Falcons (3/25/04)... Contract expired with Atlanta (3/1/05)... Signed 1-year contract as an unrestricted free agent with Chicago (3/21/05)... Signed 6-year contract extension with the Bears (1/2/06)... Signed 2-year contract extension with the Bears (11/8/11). **SIGNED through 2013**

2011 SEASON: Team-captain starting all 16 contests at C... Helped Bears offense eclipse 2,000-yard rushing mark (2,015) for second time in 21 years, while averaging 4.4 yards per carry, highest team total since 1990... Started all 16 contests for fifth time in last six seasons. **GAMES PLAYED-STARTED: 16-16**

PREVIOUS SEASONS: 2010 - Appeared in 14 games, starting 5 at LG and the other 9 at RG... Helped block for 1,000-yard rusher as RB Matt Forte finished with 1,069 yards on the ground... Inactive for two games because he had surgery on a torn meniscus... Started both postseason contests. **2009** - One of three Bears offensive linemen that started all 16 games, starting each game at RG... Part of offense that put up the second-most passing yards in franchise history. **2008** - Member of the Bears offensive line that had all five starters start 16 games, one of just six teams in the NFL to accomplish that feat... Started all 16 regular season games for third consecutive year... Paved the way for Bears RB Matt Forte to rush for a franchise rookie-record 1,238 yards... Also helped block for Forte's 8 rushing touchdowns, the most by a Bears RB since 2005... Part of O-Line that allowed 29 sacks which ranked 13th in the NFL and 7th in the NFC... Helped the Bears rush for 208 yards at STL (11/23), the most yards on the ground under Lovie Smith. **2007** - Helped anchor Bears offensive line by starting all 16 games for the second consecutive year... One of two offensive linemen (Olin Kreutz) to start every game. **2006** - Started all 16 games for the first time in his career, plus all three postseason contests at RG... Paved way for third-consecutive 1,000 yard rusher as Thomas Jones rushed for over 1,200 yards... Offensive line allowed just 25 sacks, tied for 6th fewest in NFL. **2005** - Started 7-of-16 games played, plus the postseason contest, during his first season in Chicago... Bears posted 6-1 record in games he started... Helped open holes for offense to gain 2,099 rushing yards (Bears most since 1990) including over 1,300 rushing yards by Thomas Jones... Started for first time as a Bear at LG vs. MIN (10/16). **2004** - Started 15 games and both postseason contests at LG for Atlanta helping lead Falcons to the No. 1 rushing offense in the NFL (2,672 yards)... Played all 16 regular season games as Falcons RB Warrick Dunn rushed for 1,106 yards paving way for first 1,000-yard rusher of career... Member of Falcons offense that set an NFL postseason record with 327 rushing yards in Divisional Playoff vs. STL (1/15/05). **2003** - Played 14 games while making 8 starts for Falcons before being lost for the season with a torn ACL... Competed for starting center position in training camp before injuring his elbow... Made first start of season at LG vs. NO (10/19)... Suffered torn ACL at IND (12/14) which ended his season when he was placed on injured reserve (12/16). **2002** - Began season as the Atlanta's starting RG but was hampered with a broken foot and sprained knee that limited him to 4 starts in 6 games played... Start at GB (9/8) was his first in a season-opener; contributed to 374

yards of total offense... Broke bone in his foot vs. CHI (9/15) on first series and played entire game... Missed next 7 games after undergoing foot surgery (9/17)... Started vs. SEA (12/15), but suffered season-ending knee sprain. **2001** - Played all 16 games during rookie campaign with Falcons, starting 3 at LG and 1 at center... Made his first NFL start at IND (12/16) at LG.

COLLEGE: Full-time starter for 3 seasons at Texas A&M-Kingsville (1997-2000) who earned 3 straight all-conference nods while starting 30 of the team's last 40 games... Named a little college All-America first-team selection and an all-Lone Star Conference performer at center as a senior... Averaged 66 knockdown blocks over his final 2 seasons while starting every contest... Started 14 games as a sophomore and registered a personal-best 102 knockdowns to help the team average 297.3 yards rushing per game... Garnered spot on conference all-freshman team despite moving into a starting spot late in the season... Finished third in the shot put at the 1999 NCAA Championships and won the NCAA title in 2000 with a toss of 57'0".... Also captured the conference crown in the discus in 1999.

PERSONAL: Lettered in football and track at Rio Hondo (TX) H.S. where he was a member of the National Honor Society... Every December 2 is the official 'Roberto Garza Day' in his hometown of Rio Hondo, TX where many of the 2,000 residents are of Hispanic descent... Speaks fluent Spanish and as one of 19 Hispanic players in the NFL... Held a football camp for Hispanic boys and girls in Atlanta while playing for the Falcons... He and wife, Ashley, provided monetary donations to the Empty Stocking Fund, the Falcons Feed the Homeless campaign... Also mentored boys from the Hall County Boys & Girls Club through the Falcons' Ball Boy Mentoring Program.

ROBERTO GARZA'S NFL STATISTICS

REGULAR SEASON

GAMES PLAYED-STARTED - 162-132; BEARS CAREER - 110-101: 2001 ATL (16-4); 2002 ATL (6-4); 2003 ATL (14-8); 2004 ATL (16-15); 2005 CHI (16-7); 2006 CHI (16-16); 2007 CHI (16-16); 2008 CHI (16-16); 2009 CHI (16-16); 2010 CHI (14-14); 2011 CHI (16-16)

POSTSEASON

GAMES PLAYED-STARTED - 8-8: 2002 ATL (0-0); 2004 ATL (2-2); 2005 CHI (1-1); 2006 CHI (3-3); 2010 CHI (2-2).

NFL WALTER PAYTON "MAN OF THE YEAR"

The NFL Walter Payton "Man of the Year" award is the only League award that recognizes a player's off-the-field community service as well as his playing excellence. This prestigious NFL award has been in existence since 1970 and honors players who demonstrate outstanding balance in their lives between civic and professional responsibilities. In 1999, the league renamed the NFL Man of the Year award after Walter Payton as a tribute to his greatness both on and off the field. Since the program's inception in 1970, four Bears have earned the title of NFL "Man of the Year" - which is the most of any team in the NFL.

Past NFL Walter Payton "Man of the Year" winners have included:

1977 - Walter Payton, Running Back
1987 - Dave Duerson, Safety
1990 - Mike Singletary, Linebacker
2000 - Jim Flanigan, Defensive Tackle (co-winner)

Previous Bears Nominees (since 2000):

2011 - Charles Tillman	2007 - Charles Tillman	2003 - Phillip Daniels
2010 - Israel Idonije	2006 - Roberto Garza	2002 - Phillip Daniels
2009 - Israel Idonije	2005 - Bobby Wade	2001 - Marcus Robinson
2008 - Charles Tillman	2004 - John Tait	2000 - James Flanigan



CHICAGO BEARS PLAYERS



9 ROBBIE GOULD

Ht: 6-0

Age: 30

Bears Season: 8

Acquired: Waived free agent in 2005 (BAL)

Wt: 185

College: Penn State

NFL Season: 8

KICKER

PRO CAREER: Most accurate kicker in team history and fifth most accurate in NFL history, making 187-of-218 (85.8%) field goals in his career... Ranks second in franchise history in career scoring (806 points) and career field goals made... Led the Bears in scoring in each of his first seven NFL seasons (2005-11)... Occupies the top five highest single-season field goal percentages in team history, including a franchise best mark of 89.7 percent (26-of-29) in 2008... Holds the franchise record for FGs made in a season (32 in 2006) and is tied for second on that list with 31 FGs made in 2007... Set franchise single-season with 57-yard field goal on December 11, 2011 at Denver... Owns three of the top five single-season point totals in Bears history (2nd, 143 points in 2006; 4th, 126 points in 2007 and 5th, 121 points in 2011)... Has converted 245-of-246 career PATs... Was the first placekicker in Bears history to be selected to the Pro Bowl after leading all kickers with 143 points during the 2006 season, one point shy of the franchise record (Kevin Butler, 144, 1985)... Became first Bears kicker to lead the NFC in scoring since 1986 (Butler, 120)... First player in franchise history to record 100 or more points in six straight seasons... Set franchise records with seven seasons of 20+ FGs (2005-11) and five seasons of 25+ FGs (2006-08, '10-11)... Ninth kicker in NFL history, and first Chicago Bear, to make 30 or more field goals in back-to-back seasons (2006-07)... Set a franchise record and tied for the NFL lead (Jeff Wilkins, STL) with 32 field goals made during the 2006 season while ranking tied for 7th in FG percentage (88.9)... Connected on a franchise record 26-straight field goals from 12/25/05 to 11/19/06... Also holds franchise record with 22 consecutive games with a field goal (10/23/05 to 11/6/06)... Knocked home three or more field goals in a franchise-record four straight games (Weeks 11-14) during the 2007 season... Hit team-record six field goals of 50-plus yards (6-for-6) in 2011... Is 37-of-43 for his career on field goals attempts during the final two minutes of a half or in overtime with nine game winners, which includes a 49-yard field goal in overtime of the 2006 NFC Divisional Playoff vs. SEA (1/14/07) - the 17th overtime field goal in NFL playoff history and 1st in Bears playoff history.

HONORS AND AWARDS: **2008** - NFC Special Teams Player of the Month (12/08). **2006** - Pro Bowl; All-Pro (AP, USA Today, The Sporting News and ESPN.com); All-NFL and All-NFC (Pro Football Weekly); NFC Special Teams Player of the Month (Oct. 2006); NFC Special Teams Player of the Week (at DET, 12/24/06). **2005** - NFC Special Teams Player of the Week (at NO, 11/6/05).

CAREER TRANSACTIONS: Entered NFL as an undrafted free agent by New England (4/29/05)... Waived by New England (8/30/05)... Signed to Baltimore practice squad (9/7/05)... Waived by Baltimore (9/27/05)... Signed by Chicago (10/8/05)... Signed 5-year extension (5/12/08). **SIGNED through 2013**

2011 SEASON: Led Bears in scoring and finished tied for 13th in the NFL with 121 points after connecting on 28-of-32 FG attempts and all 37 extra point attempts... 87.5 field goal percentage was third-best in team history and seventh best in the NFL in 2011... 28 field goals made were tied for fourth most in franchise history... Set franchise record after connecting on all six FG attempts of 50-plus yards, including team-record 57-yarder at DEN (12/11)... Hit first 13 field goals of the year, tied for the fifth best streak to open a season in franchise history. **GAMES PLAYED-STARTED: 16-0**

PREVIOUS SEASONS: **2010** - Finished with 110 points, leading the Bears in scoring... Made 25-of-30 FG attempts and all 35 extra point attempts... Knocked home three 50+ FG attempts... Added a game-winning FG vs. GB (9/27). **2009** - Made 24-of-28 FG attempts (85.7 percent) to lead the Bears in scoring with 105 points... Connected on all 33 extra point attempts. **2008** - Connected on a franchise-best 89.7% (26-of-29) of field goals attempted, breaking a record he previously held... Led the Bears in scoring (119) for the fourth straight year... Became the fourth player in NFL history to make game-winning field goals in OT in consecutive games (12/11 vs. NO, 12/22 vs. GB)... One of four players (min. 5 attempts) to be perfect on field goals on the road (11-of-11). **2007** - Led the Bears and ranked fourth in the NFC in scoring (126)... Tied for the NFC lead

and tied for second in the NFL with 31 field goals made... Ranked fourth in the NFL with 12 field goals of 40-plus yards. **2006** - Earned first Pro Bowl selection and was a first-team All Pro after finishing 2nd overall in the NFL in scoring with 143 points - converting 32-of-36 (88.9%) field goal attempts and all 47 PATs... Tied for NFL lead with 32 field goals made... Connected on franchise record 24-consecutive field goals to start the season. **2005** - Signed by Bears in Week 5 and converted 21-of-27 (77.8%) field goal attempts and 19-of-20 PATs... Led team in scoring with 82 points, becoming the first Bears rookie to do so since Paul Edinger in 2000.

COLLEGE: Finished career ranked 5th on Penn State's all-time scoring list with 232 career points after connecting on 39-of-61 FGs and 115-of-121 PATs... Named one of two recipients of the Frank Patrick Memorial Total Commitment Awards, annually presented to junior class members who follow through with their responsibilities in all facets of the football program and do so in an exemplary manner... Majored in management.

PERSONAL: Won 3 letters each in soccer, football and basketball and another in track at Central Mountain H.S. (Lock Haven, Pa.)... Brother, Christopher, was a punter/placekicker at the University of Virginia and currently is the placekicker for the Arizona Rattlers of the AFL... Born Robert Paul Gould, III and is the son of Cheryl and Robert Gould... Father, Robert, played professional soccer for the St. Louis Steamers (1980-83).

ROBBIE GOULD'S NFL STATISTICS

REGULAR SEASON

Year	Team	GP	FG-FGA	Pct	Lg	Blk	XP-XPA	Pct	Blk	Points
2005	Chicago	13	21-27	77.8	45	0	19-20	95.0	0	82
2006	Chicago	16	32-36	88.9	49	1	47-47	100.0	0	143
2007	Chicago	16	31-36	86.1	49	2	33-33	100.0	0	126
2008	Chicago	16	26-29	89.7	48	2	41-41	100.0	0	119
2009	Chicago	16	24-28	85.7	52	2	33-33	100.0	0	105
2010	Chicago	16	25-30	83.3	54	1	35-35	100.0	0	110
2011	Chicago	16	28-32	87.5	57	0	37-37	100.0	0	121
NFL Totals		109	187-218	85.8	57	8	245-246	99.6	0	806

Year	Team	1-19	Pct	20-29	Pct	30-39	Pct	40-49	Pct	50+	Pct
2005	Chicago	0-0	0.0	9-9	100.0	9-10	90.0	3-8	37.5	0-0	0.0
2006	Chicago	0-0	0.0	6-6	100.0	14-16	87.5	12-14	85.7	0-0	0.0
2007	Chicago	0-0	0.0	7-7	100.0	12-13	92.3	12-14	85.7	0-2	0.0
2008	Chicago	0-0	0.0	6-6	100.0	12-12	100.0	8-11	72.7	0-0	0.0
2009	Chicago	0-0	0.0	9-9	100.0	6-6	100.0	7-10	70.0	2-3	66.7
2010	Chicago	1-1	100.0	9-9	100.0	8-9	88.9	4-7	57.1	3-4	75.0
2011	Chicago	0-0	0.0	10-10	100.0	6-6	100.0	6-10	60.0	6-6	100.0
NFL Totals		1-1	100.0	56-56	100.0	67-72	93.1	52-74	70.3	11-15	73.3

ADDITIONAL STATS: Special Teams Tackles -- 13; 2005 (2), 2006 (2), 2007 (1), 2008 (2), 2009 (3), 2010 (3). **Punting -- 3 for 86 yards;** 2005 (1 for 28 yards), 2007 (2 for 58 yards).

POSTSEASON

Year	Team	GP	FG-FGA	Pct	Lg	Blk	XP-XPA	Pct	Blk	Points
2005	Chicago	1	0-0	-	-	0	3-3	100.0	0	3
2006	Chicago	3	6-6	100.0	49	0	9-9	100.0	0	27
2010	Chicago	2	0-0	-	-	0	7-7	100.0	0	7
Postseason		6	6-6	100.0	49	0	19-19	100.0	0	37

Year	Team	1-19	Pct	20-29	Pct	30-39	Pct	40-49	Pct	50+	Pct
2005	Chicago	0-0	-	0-0	-	0-0	-	0-0	-	0-0	-
2006	Chicago	1-1	100.0	1-1	100.0	0-0	-	4-4	100.0	0-0	-
2010	Chicago	0-0	-	0-0	-	0-0	-	0-0	-	0-0	-
Postseason		1-1	100.0	1-1	100.0	0-0	-	4-4	100.0	0-0	-

ADDITIONAL STATS: Special Teams Tackles -- 1; 2010 (1).

SEASON / CAREER / PLAYOFF HIGHS

	2011	Career	Playoff
FG Attempts	4, vs. DET (11/13).....	5, three times.....	3, vs. NO (1/21/07)
Made FGs	3, four times.....	4, seven times.....	3, vs. NO (1/21/07)
Longest FG	57, at DEN (12/11).....	Same.....	49, vs. SEA (1/14/07)
PAT Attempts	4, four times.....	6, three times.....	5, vs. SEA (1/16/11)
Made PATs	4, four times.....	6, three times.....	5, vs. SEA (1/16/11)
Points	13, two times.....	16, two times.....	13, vs. NO (1/21/07)



CHICAGO BEARS PLAYERS

ROBBIE GOULD'S GAME-WINNING KICKS AND GAME-BY-GAME KICKING STATS

Date	Opponent	Site	Distance	Time On Clock	Final
Nov. 6, 2005	New Orleans	LSU Tiger Stadium	28	0:06	20-17
Dec. 17, 2006	Tampa Bay	Soldier Field	25	3:37	34-31 ot
Dec. 24, 2006	Detroit	Ford Field	44	5:13	26-21
Jan. 14, 2007	Seattle	Soldier Field	49	10:07	27-24 ot
Nov. 25, 2007	Denver	Soldier Field	39	11:19	37-34 ot
Dec. 11, 2008	New Orleans	Soldier Field	35	12:14	27-24 ot
Dec. 22, 2008	Green Bay	Soldier Field	38	11:28	20-17 ot
Sept. 20, 2009	Pittsburgh	Soldier Field	44	0:15	17-14
Sept. 27, 2010	Green Bay	Soldier Field	19	3:59	20-17

2005 CHICAGO BEARS

Date	W/L	Opp.	PAT	FG	PTS	FGs (Missed)
10/9	L	at CLE	1-1	1-2	4	44, (48)
10/16	W	MIN	4-4	0-0	4	--
10/23	W	BALT	1-1	1-2	4	23, (47)
10/30	W	at DET	1-1	2-2	7	38, 20
11/6	W	at NO	2-2	2-3	8	35, (47), 28
11/13	W	SF	2-2	1-2	5	(39), 37
11/20	W	CAR	1-1	2-2	7	33, 39
11/27	W	at TB	1-1	2-2	7	25, 36
12/4	W	GB	1-1	4-5	13	21, 30, 25, 35, (43)
12/11	L	at PIT	0-1	1-1	3	29
12/18	W	ATL	1-1	3-4	10	35, 29, 39, (44)
12/25	W	at GB	3-3	1-1	6	45
1/1	L	at MIN	1-1	1-1	4	22
Totals			19-20	21-27	82	

POSTSEASON

1/15	L	CAR	3-3	0-0	3	--
------	---	-----	-----	-----	---	----

2006 CHICAGO BEARS

Date	W/L	Opp.	PAT	FG	PTS	FGs (Missed)
9/10	W	at GB	2-2	4-4	14	40, 39, 28, 30
9/17	W	DET	4-4	2-2	10	32, 45
9/24	W	at MIN	1-1	4-4	13	41, 24, 31, 49
10/1	W	SEA	4-4	3-3	13	36, 20, 41
10/8	W	BUF	4-4	4-4	16	42, 43, 32, 41
10/16	W	at ARZ	3-3	1-1	6	23
10/29	W	SF	5-5	2-2	11	43, 36
11/5	L	MIA	1-1	2-2	7	38, 38
11/12	W	at NYG	5-5	1-1	8	49
11/19	W	at NYJ	1-1	1-1	4	20
11/26	L	at NE	1-1	2-3	7	(45), 46, 32
12/3	W	MIN	3-3	0-0	3	--
12/11	W	at STL	6-6	0-2	6	(37), (49)
12/17	W	TB	4-4	2-3	10	38, (37), 25
12/24	W	at DET	2-2	4-4	14	36, 36, 39, 44
12/31	L	GB	1-1	0-0	1	--
Totals			47-47	32-36	143	

POSTSEASON

1/14	W	SEA	3-3	2-2	9	41, 49
1/21	W	NO	4-4	3-3	13	19, 43, 24
2/4	L	IND	2-2	1-1	5	44
Totals			9-9	6-6	27	

2007 CHICAGO BEARS

Date	W/L	Opp.	PAT	FG	PTS	FGs (Missed)
9/9	L	at SD	0-0	1-1	3	27
9/16	W	KC	2-2	2-2	8	47, 38
9/23	L	DAL	1-1	1-1	4	20
9/30	L	at DET	3-3	2-3	9	(52), 49, 41
10/7	W	at GB	3-3	2-2	9	44, 36
10/14	L	MIN	4-4	1-1	7	32
10/21	W	at PHI	1-1	4-5	13	(39), 31, 22, 41, 45
10/28	L	DET	1-1	0-1	1	(40)
11/11	W	at OAK	2-2	1-2	5	32, (53)
11/18	L	at SEA	2-2	3-3	11	31, 47, 48
11/25	W	DEN	4-4	3-3	13	24, 44, 39
12/2	L	NYG	1-1	3-3	10	35, 46, 41
12/6	L	at WAS	1-1	3-4	10	(48), 30, 22, 21
12/17	L	at MIN	1-1	2-2	7	29, 47
12/23	W	GB	3-3	2-2	9	31, 35
12/30	W	NO	4-4	1-1	7	39
Totals			33-33	31-36	126	

2008 CHICAGO BEARS

Date	W/L	Opp.	PAT	FG	PTS	FGs (Missed)
9/7	W	at IND	3-3	2-2	9	41, 25
9/14	L	at CAR	2-2	1-1	5	26
9/21	L	TB	1-1	3-4	10	40, 43, 28, (49)
9/28	W	PHI	3-3	1-1	6	41
10/5	W	at DET	4-4	2-2	10	37, 45
10/12	L	at ATL	2-2	2-2	8	36, 32
10/19	W	MIN	6-6	2-3	12	26, (42), 38
11/2	W	DET	3-3	2-2	9	36, 41

11/9	L	TEN	2-2	0-1	2	(48)
11/16	L	at GB	0-0	1-1	3	35
11/23	W	at STL	3-3	2-2	9	43, 38
11/30	L	at MIN	2-2	0-0	2	--
12/7	W	JAX	2-2	3-3	11	22, 36, 35
12/11	W	NO	3-3	2-2	9	28, 35
12/22	W	GB	2-2	2-2	8	31, 38
12/28	L	at HOU	3-3	1-1	6	37
Totals			41-41	26-29	119	

2009 CHICAGO BEARS

Date	W/L	Opp.	PAT	FG	PTS	FGs (Missed)
9/13	L	at GB	1-1	2-2	7	47, 21
9/20	W	PIT	2-2	1-1	5	44
9/27	W	at SEA	2-2	1-2	5	(53), 37
10/4	W	DET	6-6	2-2	12	52, 22
10/18	L	at ATL	2-2	0-0	2	--
10/25	L	at CIN	1-1	1-1	4	22
11/1	W	CLE	3-3	3-3	12	37, 29, 32
11/8	L	ARZ	3-3	0-1	3	(48)
11/12	L	at SF	0-0	2-2	6	50, 38
11/22	L	PHI	0-0	4-5	12	45, 28, 49, (48)
11/29	L	at MIN	1-1	1-1	4	38
12/6	W	STL	2-2	1-1	5	27
12/13	L	GB	2-2	0-0	2	--
12/20	L	at BAL	1-1	0-0	1	--
12/28	W	MIN	3-3	3-4	12	22, 42, 41, (45)
1/3	W	at DET	4-4	3-3	13	44, 28, 34
Totals	0-0		33-33	24-28	105	

2010 CHICAGO BEARS

Date	W/L	Opp.	PAT	FG	PTS	FGs (Missed)
9/12	W	DET	1-1	2-2	7	20, 31
9/19	W	at DAL	3-3	2-2	9	38, 40
9/27	W	GB	2-2	2-3	8	(49), 25, 19
10/3	L	at NYG	0-0	1-1	3	40
10/10	W	at CAR	2-2	3-3	11	28, 53, 43
10/17	L	SEA	2-2	2-3	8	34, 24, (54)
10/24	L	WAS	2-2	0-0	2	--
11/7	W	at BUF	2-2	0-1	2	(42)
11/14	W	MIN	3-3	2-3	9	(43), 34, 37
11/18	W	at MIA	1-1	3-3	10	47, 24, 50
11/28	W	PHI	4-4	1-1	7	23
12/5	W	at DET	3-3	1-1	6	54
12/12	L	NE	1-1	0-0	1	--
12/20	W	at MIN	4-4	4-4	16	29, 23, 34, 20
12/26	W	NYJ	5-5	1-2	8	37, (35)
1/2	L	at GB	0-0	1-1	3	30
Totals	0-0		35-35	25-30	110	

POSTSEASON

1/16	W	SEA	5-5	0-0	5	--
1/23	L	GB	2-2	0-0	2	--
Totals	0-0		7-7	0-0	7	

2011 CHICAGO BEARS

Date	W/L	Opp.	PAT	FG	PTS	FGs (Missed)
9/11	W	ATL	3-3	3-3	12	41, 23, 26
9/18	L	at NO	1-1	2-2	7	42, 38
9/25	L	GB	2-2	1-1	5	25
10/2	W	CAR	4-4	2-2	10	20, 24
10/10	L	at DET	1-1	2-2	7	44, 49
10/16	W	MIN	4-4	3-3	13	51, 26, 22
10/23	W	at TB	3-3	1-2	6	(41), 25
11/7	W	at PHI	3-3	3-3	12	51, 38, 22
11/13	W	DET	4-4	3-4	13	43, 35, (43), 50
11/20	W	SD	4-4	1-1	7	42
11/27	L	at OAK	2-2	2-2	8	50, 53
12/4	L	KC	0-0	1-2	3	32, (41)
12/11	L	at DEN	1-1	1-1	4	57
12/18	L	SEA	2-2	0-0	2	--
12/25	L	at GB	1-1	2-3	7	(49), 35, 30
1/1	W	at MIN	2-2	1-1	5	27
Totals	0-0		37-37	28-32	121	



24 KELVIN HAYDEN

Ht: 6-0

Age: 28

Bears Season: 1

Acquired: Unrestricted free agent in 2012 (ATL)

Wt: 195

College: Illinois

NFL Season: 8

CORNERBACK

PRO CAREER: Has appeared in 85 games (47 starts) in seven seasons with the Indianapolis Colts (2005-10) and Atlanta Falcons (2011) before signing with Chicago as a free agent in 2012... Collected 305 tackles (243 solo), 11 INTs, 41 PBUs, 4 FFs, 2 FRs and 25 special teams stops... Has 4 defensive return TDs (3 INT and 1 fumble) in regular season, tied for 12th most in NFL since 2005... In 10 postseason contests with 5 starts, has gathered 29 tackles, 3 INTs, 4 PBUs, 1 FF, 4 special teams stops and a 56-yard INT-return TD in Super Bowl XLII... 3 postseason INTs (all with Indianapolis, which are tied for 4th in franchise history) are tied for fourth in the NFL since 2005.

CAREER TRANSACTIONS: Selected in the second round (60th overall) of the 2005 NFL Draft by Indianapolis... Signed a four-year contract with the Colts (7/28/05)... Signed a 5-year contract with Indianapolis (2/18/09)... Released by the Colts (7/31/11)... Signed 1-year contract with Atlanta (9/1/11)... Signed 1-year contract with Chicago (4/9/12). **SIGNED through 2012**

2011 SEASON: Played in 8 contests with 1 start for the Atlanta Falcons... Recorded 20 tackles, 2 INTs, 4 PBUs, 1 TFL and 3 special teams stops... Inactive Weeks 12-16 due to toe injury before being placed on IR (12/27/11). **GAMES PLAYED-STARTED** 8-1

PREVIOUS SEASON: 2010 - Started all 11 games played for Indianapolis, gathering 61 tackles, 2 INTs, 8 PBUs, 1 FF and and 2 INT return TDs... Missed final 5 games and playoffs due to neck injury. **2009** - Started 8 of 9 games played, recording 50 tackles, 1 INT and 5 PBUs... Started all 3 postseason contests, finishing second on the team with 18 tackles, adding 1 INT, 1 FF and 2 PBUs. **2008** - Started all 10 games played, collecting 42 tackles, 3 interceptions, a career-high 12 pass break ups, 1 forced fumble and 1 INT return TD... 3 INTs tied a career-high, established a year earlier... Started Colts lone postseason contest, recording 2 tackles. **2007** - Set a career-high in games played (16), contests started (16), tackles (83) and forced fumbles (2), while adding 3 INTs, 10 PBUs and 1 FR... Colts pass defense was second in the NFL allowing 172.8 ypg... Led team in PBUs and solo tackles and finished third in total tackles... Started Indy's lone playoff contest, registering 3 tackles, 1 INT and a PBU. **2006** - Appeared in 15 contests with 1 start, registering 31 tackles, 1 PBU, a fumble return TD and 8 special teams tackles... Appeared in all four of Colts postseason contests, racking up 6 tackles, a PBU, and an INT... Also added 3 special teams stops... Had 56-yard INT-return TD in Super Bowl XLI. **2005** - Saw action in all 16 contests, gathering 18 defensive stops and 1 PBU... Added a career-high 14 special teams tackles... Appeared in Colts Divisional playoff game, recording 1 special teams tackle.

COLLEGE: Two-year letterwinner at Illinois (2003-04), starting 19 of 21 contests... Moved to cornerback from wide receiver as a senior... Had 71 tackles (41 solo), 4 INTs (tied for most in Big Ten), 6 PBUs, 1 FF, 1 blocked kick... Had 52 receptions for 592 yards, 3 TDs as a junior... Majored in speech communications... Two-time all-conference and all-region choice at Joliet Junior College... First-Team All-America honors, NJCAA National Offensive Player of the Year, conference Player of the Year and MVP of 2002 Junior College National Championship Game.

PERSONAL: Attended Hubbard High School in Chicago... Four-year all-conference selection... Had 792 total yards despite missing 7 games as a senior... Totaled 2,315 yards and 33 TDs rushing as a junior... Played QB as a sophomore and had 21 TD passes and 7 TDs rushing... Led team and finished second in state with 10 INTs as freshman DB... Two-time city league track champion in 55- and 200-meters indoors and 100- and 200-meters outdoors.



KELVIN HAYDEN'S NFL STATISTICS

REGULAR SEASON

		Tackles						Interceptions					Fumbles			Misc.		
Year	Team	GP	GS	Tot	S	A	Sk	Yds	No	Yds	Lg	TD	PD	FF	FR	Yds	TFL	STT
2005	Indianapolis	16	0	18	14	4	0	0	0	0	-	0	1	0	0	0	n/a	14
2006	Indianapolis	15	1	31	24	7	0	0	0	0	-	0	1	0	1	26	n/a	8
2007	Indianapolis	16	16	83	71	12	0	0	3	17	20	0	10	2	1	0	n/a	0
2008	Indianapolis	10	10	42	36	6	0	0	3	135	85t	1	12	1	0	0	n/a	0
2009	Indianapolis	9	8	50	42	8	0	0	1	6	6	0	5	0	0	0	n/a	0
2010	Indianapolis	11	11	61	43	18	0	0	2	56	31t	2	8	1	0	0	n/a	0
2011	Atlanta	8	1	20	13	7	0	0	2	3	2	0	4	0	0	0	n/a	3
NFL totals		85	47	305	243	62	0	0	11	217	85t	3	41	4	2	26	n/a	25

ADDITIONAL STATS: Touchdowns - 4: 31-yard INT return vs. CIN (11/14/10), 25-yard INT return vs. HOU (11/1/10), 85-yard INT return vs. CIN (12/7/08), 26-yard fumble return vs. PHI (11/26/08). **Kickoff Returns** - 1 for 1 yard: 2006 (1 for 1 yard).

POSTSEASON

		Tackles							Interceptions					Fumbles			Misc.	
Year	Team	GP	GS	Tot	S	A	Sk	Yds	No	Yds	Lg	TD	PD	FF	FR	Yds	TFL	STT
2005	Indianapolis	1	0	0	0	0	0	0	0	0	0	0	0	0	0	0	n/a	2
2006	Indianapolis	4	0	6	5	1	0	0	1	56	56t	1	1	0	0	0	n/a	3
2007	Indianapolis	1	1	3	2	1	0	0	1	1	1	0	1	0	0	0	n/a	0
2008	Indianapolis	1	1	2	2	0	0	0	0	0	0	0	0	0	0	0	n/a	0
2009	Indianapolis	3	3	18	16	2	0	0	1	3	3	0	2	1	0	0	n/a	0
2010	Indianapolis			INACTIVE														
2011	Atlanta			INJURED RESERVE														
Postseason		10	5	29	25	4	0	0	3	60	56t	1	4	1	0	0	n/a	5

ADDITIONAL STATS: Touchdowns - 1: 56-yard INT return vs. CHI (Super Bowl XLII).

SEASON / CAREER / PLAYOFF HIGHS

	2011	Career	Playoff
Tackles	6, at IND (11/6).....	10, two times.....	6, three times.....
Solos	5, at IND (11/6).....	10, at DEN (9/26/10).....	6, vs. BAL (1/16/10).....
Interceptions	1, two times.....	2, vs. CIN (12/7/08).....	1, three times.....
Longest INT return	2, vs. PHI (9/18).....	85t, vs. CIN (12/7/08).....	56t, vs. CHI (SB XLI).....
Pass Defenses	2, vs. GB (10/9).....	4, two times.....	2, vs. NYJ (1/24/10).....

CHICAGO BEARS FREE AGENT SIGNINGS

2011

Name, Pos	From				
Anthony Adams, DT	CHI	Chris Spencer, C	SEA	Geno Hayes, LB	TB
Marion Barber, RB	DAL	Will Ta'ufo'uo, FB	CHI	Israel Idonije, DE	CHI
Desmond Clark, TE	CHI	Patrick Trahan, LB	TEN	Tim Jennings, CB	CHI
Andy Fantuz, WR	CFL	Tank Tyler, DT	CAR	John McCargo, DT	TB
Vernon Gholston, DL	NYJ	Roy Williams, WR	DAL	Josh McCown, QB	CHI
Corey Graham, CB	CHI			Cheta Ozougwu, DE	HOU
Sam Hurd, WR	DAL	2012		DeMario Pressley, DT	CAR
Brian Ihwuh, LB	CHI	Name, Pos	From	Chilo Rachal, OG	SF
Onrea Jones, WR	ARZ	Kahlil Bell, RB	CHI	Craig Steltz, S	CHI
Amobi Okoye, DE	HOU	Michael Bush, RB	OAK	Devin Thomas, WR	NYG
Adam Podlesh, P	JAX	Jason Campbell, QB	OAK	Donovan Warren, CB	DET
Nick Reed, DE	SEA	Nate Collins, DT	JAX	Eric Weems, KR/WR	ATL
Matt Spaeth, TE	PIT	Blake Costanzo, LB	SF	Jonathan Wilhite, CB	DEN
		Kellen Davis, TE	CHI		
		Kelvin Hayden, CB	ATL		

KELVIN HAYDEN'S GAME-BY-GAME DEFENSIVE STATS 35-12 Regular Season Starting Record (2-3 Postseason Record)

2005 INDIANAPOLIS COLTS

Date	W/L	Opp.	Tkls-S	TFL	PD	INT-Yds	Sk-YL
9/11	W	at BAL	0-0	0	0	0-0	0-0
9/18	W	JAX	0-0	0	0	0-0	0-0
9/25	W	CLE	0-0	0	0	0-0	0-0
10/2	W	at TEN	0-0	0	0	0-0	0-0
10/9	W	at SF	0-0	0	0	0-0	0-0
10/17	W	STL	0-0	0	0	0-0	0-0
10/23	W	at HOU	0-0	0	0	0-0	0-0
11/7	W	at NE	0-0	0	0	0-0	0-0
11/13	W	HOU	0-0	0	0	0-0	0-0
11/20	W	at CIN	0-0	0	0	0-0	0-0
11/28	W	PIT	1-1	0	0	0-0	0-0
12/4	W	TEN	4-2	0	0	0-0	0-0
12/11	W	at JAX	0-0	0	0	0-0	0-0
12/18	L	SD	0-0	0	0	0-0	0-0
12/24	L	at SEA	6-4	0	0	0-0	0-0
Totals	0-0		11-7	0	0	0-0	0-0

POSTSEASON

1/1	W	ARZ	7-7	0	1	0-0	0-0
1/15	L	PIT	0-0	0	0	0-0	0-0
Totals	0-0		7-7	0	1	0-0	0-0

2006 INDIANAPOLIS COLTS

Date	W/L	Opp.	Tkls-S	TFL	PD	INT-Yds	Sk-YL
9/10	W	at NYG	0-0	0	0	0-0	0-0
9/17	W	HOU	0-0	0	0	0-0	0-0
10/1*	W	at NYJ	8-5	0	1	0-0	0-0
10/8	W	TEN	2-1	0	0	0-0	0-0
10/22	W	WAS	0-0	0	0	0-0	0-0
10/29	W	at DEN	0-0	0	0	0-0	0-0
11/5	W	at NE	0-0	0	0	0-0	0-0
11/12	W	BUF	0-0	0	0	0-0	0-0
11/19	L	at DAL	2-1	0	0	0-0	0-0
11/26	W	PHI	4-4	0	0	0-0	0-0
12/3	L	at TEN	3-3	0	0	0-0	0-0
12/10	L	at JAX	2-2	0	0	0-0	0-0
12/18	W	CIN	5-3	0	0	0-0	0-0
12/24	L	at HOU	1-1	0	0	0-0	0-0
12/31	W	MIA	4-4	0	0	0-0	0-0
Totals	1-0		31-24	0	1	0-0	0-0

POSTSEASON

1/6	W	KC	0-0	0	0	0-0	0-0
1/13	W	at BAL	0-0	0	0	0-0	0-0
1/21	W	NE	2-2	0	0	0-0	0-0
2/4	W	vs. CHI	4-3	0	1	1-56	0-0
Totals	0-0		6-5	0	1	1-56	0-0

2007 INDIANAPOLIS COLTS

Date	W/L	Opp.	Tkls-S	TFL	PD	INT-Yds	Sk-YL
9/6*	W	NO	9-6	0	0	0-0	0-0
9/16*	W	at TEN	10-9	0	0	0-0	0-0
9/23*	W	at HOU	3-3	0	2	0-0	0-0
9/30*	W	DEN	5-5	0	0	0-0	0-0
10/7*	W	TB	6-5	0	0	0-0	0-0
10/22*	W	at JAX	8-8	0	4	1-0	0-0
10/28*	W	at CAR	5-5	0	0	0-0	0-0
11/4*	L	NE	3-3	0	2	0-0	0-0
11/11*	L	at SD	4-4	0	0	0-0	0-0
11/18*	W	KC	8-6	1	0	0-0	0-0
11/22*	W	at ATL	2-2	0	1	1-(-3)	0-0
12/2*	W	JAX	6-6	0	0	0-0	0-0
12/9*	W	at BAL	4-4	0	1	1-20	0-0
12/16*	W	at OAK	4-3	0	0	0-0	0-0
12/23*	W	HOU	3-2	0	0	0-0	0-0
12/30*	L	TEN	3-0	0	0	0-0	0-0
Totals	13-3		83-71	1	10	2-17	0-0

POSTSEASON

1/13*	L	SD	3-2	0	1	1-1	0-0
-------	---	----	-----	---	---	-----	-----

2008 INDIANAPOLIS COLTS

Date	W/L	Opp.	Tkls-S	TFL	PD	INT-Yds	Sk-YL
9/7*	L	CHI	2-2	0	1	0-0	0-0
9/14*	W	at MIN	7-5	0	2	0-0	0-0
9/21*	L	JAX	4-3	0	1	1-28	0-0
10/5*	W	at HOU	4-4	0	2	0-0	0-0
11/23*	W	at SD	6-3	0	0	0-0	0-0
11/30*	W	at CLE	4-4	0	1	0-0	0-0
12/7*	W	CIN	4-4	0	4	2-107	0-0
12/14*	W	DET	6-6	0	0	0-0	0-0
12/18*	W	at JAX	4-4	0	1	0-0	0-0
12/28*	W	TEN	1-1	0	0	0-0	0-0
Totals	8-2		42-36	0	12	3-135	0-0

POSTSEASON

1/3*	L	at SD	2-2	1	0	0-0	0-0
------	---	-------	-----	---	---	-----	-----

2009 INDIANAPOLIS COLTS

Date	W/L	Opp.	Tkls-S	TFL	PD	INT-Yds	Sk-YL
9/13*	W	JAX	5-3	0	2	0-0	0-0
9/21*	W	at MIA	5-5	0	0	0-0	0-0
10/25*	W	at STL	4-4	0	1	1-6	0-0
11/1*	W	SF	4-4	0	0	0-0	0-0
12/6	W	TEN	2-2	0	1	0-0	0-0
12/13*	W	DEN	7-5	0	1	0-0	0-0
12/17*	W	at JAX	9-8	1	0	0-0	0-0
12/27*	L	NYJ	7-4	0	0	0-0	0-0
1/3*	L	at BUF	7-7	0	0	0-0	0-0
Totals	6-2		50-42	1	5	1-6	0-0

POSTSEASON

1/16*	W	BAL	6-6	0	0	0-0	0-0
1/24*	W	NYJ	6-5	0	2	1-3	0-0
2/7*	L	vs. NO	6-5	0	0	0-0	0-0
Totals	2-1		18-16	0	2	1-3	0-0

2010 INDIANAPOLIS COLTS

Date	W/L	Opp.	Tkls-S	TFL	PD	INT-Yds	Sk-YL
9/12*	L	at HOU	8-4	0	1	0-0	0-0
9/19*	W	NYG	8-6	0	1	0-0	0-0
9/26*	W	at DEN	10-10	0	1	0-0	0-0
10/3*	L	at JAX	1-0	0	2	0-0	0-0
10/10*	W	KC	4-3	0	0	0-0	0-0
10/17*	W	at WAS	6-4	1	0	0-0	0-0
11/1*	W	HOU	5-4	0	1	1-25	0-0
11/7*	L	at PHI	2-2	0	1	0-0	0-0
11/14*	W	CIN	9-5	1	1	1-31	0-0
11/21*	L	at NE	5-2	0	0	0-0	0-0
11/28*	L	SD	5-3	0	0	0-0	0-0
Totals	6-5		61-43	2	8	2-56	0-0

2011 ATLANTA FALCONS

Date	W/L	Opp.	Tkls-S	TFL	PD	INT-Yds	Sk-YL
9/18*	W	PHI	2-2	0	1	1-2	0-0
10/2	W	at SEA	2-0	0	0	0-0	0-0
10/9	L	GB	0-0	0	2	0-0	0-0
10/16	W	CAR	4-2	0	0	0-0	0-0
10/23	w	at DET	1-1	0	0	0-0	0-0
11/6	W	at IND	6-5	1	1	1-1	0-0
11/13	L	NO	3-2	0	0	0-0	0-0
11/20	W	TEN	2-1	0	0	0-0	0-0
Totals	1-0		20-13	1	4	2-3	0-0

*Denotes Game Started



91 GENO HAYES

Ht: 6-1

Age: 25

Bears Season: 1

Acquired: Unrestricted free agent in 2012 (TB)

Wt: 226

College: Florida State

NFL Season: 5

LINEBACKER

PRO CAREER: In 4 seasons in Tampa Bay (2008-11), started 42-of-56 contests played... Registered 248 tackles (200 solo), 29.5 tackles for losses, 7 sacks, 4 interceptions, 1 INT return touchdown, 4 forced fumbles and 1 fumble recovery... Added 7 special teams tackles and 2 blocked punts, one of which he returned for a TD... Has 29.5 stuffs – a tackle of a rusher for negative yards – according to STATS, second most in the NFL since entering the league in 2008... Led the NFL with 11 stuffs in 2009 and finished tied for second with 11.5 in 2010.

CAREER TRANSACTIONS: Entered NFL as a sixth-round pick (175th overall) by the Tampa Bay Buccaneers in the 2008 NFL Draft... Signed 4-year contract with Tampa Bay (6/22/08)... Signed 1-year contract with Chicago (4/19/12). **SIGNED through 2012**

2011 SEASON: Started 13 of 16 games played at WLB for Tampa Bay... Finished third on the team with 63 tackles and 7 tackles for losses... Added 1 INT, 2 forced fumbles and 2 pass break-ups... Had 1 special teams stop... Collected 7 stuffs.

GAMES PLAYED-STARTED: 16-13

PREVIOUS SEASONS: 2010 - Started all 16 contests at WLB and finished second on the team with 104 tackles and career-high 4 sacks... Paced Bucs with career-high 11.5 TFLs... Added 1 interception which he returned 41 yards for a TD, 6 pass break ups and 1 forced fumble... Tied for second in the NFL with 11.5 stuffs. **2009** - Started 13 of 15 games played at WLB for Tampa Bay and finished second on team with career-high 98 tackles... Paced Bucs with 11 TFLs... Added 3 sacks, 2 INTs, 6 pass break ups, 1 forced fumble and 1 fumble recovery... Only Buccaneer to record a statistic in every defensive category in 2009... Led NFL with 11 stuffs. **2008** - Saw action in 9 contests in rookie season, recording 5 tackles, 1 pass break up and 6 special teams stops... Blocked punt and returned it 22 yards for a TD vs. CAR (10/12)... Suffered knee injury in Week 11 vs. MIN... Placed on Injured Reserve due to knee injury (11/19).

COLLEGE: Played in 35 games with 21 starts in three seasons at Florida State, leaving after junior year for NFL... Collected 156 tackles with 8 sacks, 29.5 stops for losses, 2 forced fumbles, 1 fumble recovery and 7 pass deflections... An all-ACC second team selection by *The Sporting News*... Majored in undergraduate studies.

PERSONAL: Attended Madison County (Greenville, FL) High School, where he was rated the third-best linebacker in the country according to Tom Lemming of ESPN.com... Rated a four-star player, the nation's third-best outside linebacker and the fifth-best overall prospect in the state of Florida by Rivals.com... Added second-team-All *USA Today* All-American honors and was a first-team choice by *Parade Magazine*.

GENO HAYES' NFL STATISTICS

REGULAR SEASON

Year	Team	GP	GS	Tackles					Interceptions					Fumbles			Misc.	
				Tot	S	A	Sk	Yds	No	Yds	Lg	TD	PD	FF	FR	Yds	TFL	STT
2008	Tampa Bay	9	0	5	4	1	0.0	0.0	0	0	0	0	1	0	0	0	0	6
2009	Tampa Bay	15	13	98	80	18	3.0	22.0	2	21	21	0	6	1	1	0	11	0
2010	Tampa Bay	16	16	82	72	10	4.0	13.0	1	41	41t	1	6	1	0	0	11.5	0
2011	Tampa Bay	16	13	63	44	19	0.0	0.0	1	8	8	0	2	2	0	0	7	1
NFL totals		56	42	248	200	48	7.0	35.0	4	70	41t	1	15	4	1	0	29.5	7

ADDITIONAL STATS: Touchdowns - 2: 22-yd blocked punt return vs. CAR (10/12/08); 41-yd INT return at ARZ (10/31/10). **Blocked Kicks** - 2: 2008 (1), 2009 (1).

SEASON / CAREER / PLAYOFF HIGHS

	2011	Career	Playoff
Tackles	8, vs. DET (9/11)	12, vs. ATL (1/3/10)	None
Sacks	None	2, vs. SEA (12/26/10)	None
Interceptions	1, at TEN (11/27)	1, four times	None
Pass Break Ups	1, two times	3, at ARZ (10/31/10)	None

GENO HAYES' GAME-BY-GAME DEFENSIVE STATS 16-26 Regular Season Starting Record (2-3 Postseason Record)

2008 TAMPA BAY BUCCANEERS

Date	W/L	Opp.	Tkls-S	TFL	PD	INT-Yds	Sk-YL
9/14	W	ATL	1-1	0	0	0-0	0-0
9/21	W	at CHI	2-1	0	0	0-0	0-0
9/28	W	GB	0-0	0	0	0-0	0-0
10/5	L	at DEN	0-0	0	0	0-0	0-0
10/12	W	CAR	2-2	0	1	0-0	0-0
10/19	W	SEA	0-0	0	0	0-0	0-0
10/26	L	at DAL	0-0	0	0	0-0	0-0
11/2	W	at KC	0-0	0	0	0-0	0-0
11/16	W	MIN	0-0	0	0	0-0	0-0
Totals	0-0		5-4	0	1	0-0	0-0

2009 TAMPA BAY BUCCANEERS

Date	W/L	Opp.	Tkls-S	TFL	PD	INT-Yds	Sk-YL
9/13	L	DAL	6-5	0.5	0	0-0	0-0
9/20*	L	at BUF	10-6	0.5	0	0-0	0-0
9/27*	L	NYG	5-5	1	1	0-0	0-0
10/4*	L	at WAS	7-4	2	1	0-0	0-0
10/11*	L	at PHI	2-2	0	0	0-0	0-0
10/18*	L	CAR	5-2	0.5	0	0-0	0-0
10/25*	L	NE	5-4	0	1	0-0	0-0
11/3*	W	GB	7-5	1.5	0	0-0	0-0
11/15*	L	at MIA	7-6	0	1	0-0	0-0
11/22*	L	NO	5-3	1	0	0-0	0-0
11/29*	L	at ATL	9-9	1	0	0-0	0-0
12/6*	L	at CAR	4-4	1	1	1-20	0-0
12/20*	W	at SEA	4-4	1	1	1-1	1-4
12/27	W	at NO	10-9	0	0	0-0	1-9
1/3*	L	ATL	12-12	1	0	0-0	1-9
Totals	2-11		98-80	11	6	2-21	3-22


*Denotes Game Started

2010 TAMPA BAY BUCCANEERS

Date	W/L	Opp.	Tkls-S	TFL	PD	INT-Yds	Sk-YL
9/12*	W	CLE	8-7	2	0	0-0	0-0
9/19*	W	at CAR	8-6	2.5	0	0-0	0-0
9/26*	L	PIT	5-5	0.5	0	0-0	0-0
10/10*	W	at CIN	3-3	1	0	0-0	0-0
10/17*	L	NO	4-4	1	0	0-0	0-0
10/24*	W	STL	4-4	0	0	0-0	0-0
10/31*	W	at ARZ	5-5	1	3	1-41	0-0
11/7*	L	at ATL	5-5	0	1	0-0	0-0
11/14*	W	CAR	1-1	0	0	0-0	0-0
11/21*	W	at SF	5-4	1	0	0-0	0-0
11/28*	L	at BAL	6-6	0	0	0-0	0-0
12/5*	L	ATL	4-3	0.5	1	0-0	0-0
12/12*	W	at WAS	3-1	0	1	0-0	1-5
12/19*	L	DET	4-3	2	0	0-0	0-0
12/26*	W	SEA	9-8	0	0	0-0	2-6
1/2*	W	at NO	8-7	0	0	0-0	1-2
Totals	10-6		82-72	11.5	6	1-41	4-13

2011 TAMPA BAY BUCCANEERS

Date	W/L	Opp.	Tkls-S	TFL	PD	INT-Yds	Sk-YL
9/11*	L	DET	8-8	1	0	0-0	0-0
9/16*	W	at MIN	5-5	1	0	0-0	0-0
9/25*	W	ATL	7-4	0	0	0-0	0-0
10/3*	W	IND	2-1	0	0	0-0	0-0
10/9*	L	at SF	5-4	1.5	0	0-0	0-0
10/16*	W	NO	7-5	0	0	0-0	0-0
10/23*	L	CHI	6-4	2	0	0-0	0-0
11/6	L	at NO	0-0	0	0	0-0	0-0
11/13	L	HOU	4-2	0	0	0-0	0-0
11/20	L	at GB	2-1	0	0	0-0	0-0
11/27*	L	at TEN	2-1	0.5	1	1-8	0-0
12/4*	L	CAR	2-2	1	0	0-0	0-0
12/11*	L	at JAX	2-1	0	0	0-0	0-0
12/17*	L	DAL	5-4	0	0	0-0	0-0
12/24*	L	at CAR	3-2	0	1	0-0	0-0
1/1*	L	at ATL	3-0	0	0	0-0	0-0
Totals	4-9		63-44	7	2	1-8	0-0



23 DEVIN HESTER

Ht: 5-11

Age: 29

Bears Season: 7

Acquired: 2nd round of the 2006 draft

Wt: 190

College: Miami (FL)

NFL Season: 7

WIDE RECEIVER

PRO CAREER: Three-time Pro Bowl selection, holds the all-time NFL record for combined career kick return touchdowns with 17... Also set the NFL record for punt return touchdowns (12) and punt return average (12.9)... Holds the franchise record for career punt return yards (2,654) and ranks third in kickoff return yards (3,447)... 18 total return touchdowns (12 punt, 5 kickoff and 1 missed field goal) are second most in NFL history behind Hall of Famer Deion Sanders (19)... Five kickoff return touchdowns are tied for eighth most in NFL history... Emerged as an impact receiver over the past five seasons, posting 194 receptions for 2,565 yards (13.2 ypc) and 13 TDs with 41 starts at WR... Leads the Bears in receiving yards and ranks second in receptions and TD receptions since transitioning to WR in 2007... One of just 4 players in NFL history to surpass the 2,500-yard mark in receiving yards, punt return yards and kickoff return yards (Billy Johnson, David Meggett and Eric Metcalfe)... Paces NFL with 46 punt returns of 20+ yards since 2006... Tied an NFL record with 8 TDs of 50+ yards in 2007... Posted 12 return touchdowns (7 punt, 4 kickoff and 1 missed FG) in the 2006-07 seasons, the most ever by a player in his first two seasons and the most ever in consecutive years... Broke his own NFL record for kick return touchdowns in a season (4 punt, 2 kickoff) in 2007... Holds franchise single-game records with 152 punt return yards at ARZ (10/16/06) and 225 kickoff return yards at STL (12/11/06)... Totaled 314 combined kick return yards (219 kickoff, 95 punt) at DET (9/30/07), the highest total in franchise history and 2nd-highest total in NFL annals... Became sixth player in NFL history to record 2 kickoff returns for touchdowns in the same game with returns of 94 and 96 yards at STL (12/11/06) and the fifth player in NFL history to have multiple games with two or more kick return touchdowns (also, 11/25/07 vs. DEN)... Set an NFL record with 6 return touchdowns in a single-season during his rookie campaign in 2006... Became the first player in NFL history to return the opening kickoff of a Super Bowl for a touchdown when he returned Super Bowl XLI's first play 92 yards for a score... Tied teammate Nathan Vasher's franchise record for longest play with a 108-yard missed field goal return TD at NYG (11/12/06), which is tied for the second longest play in NFL history... Totaled 11 tackles and 1 PBU as a reserve cornerback as a rookie... Returned 9 kickoffs for 214 yards (23.8 avg) and 1 TD and 11 punts for 78 yards (7.1 avg) in 5 career playoff games.

HONORS & AWARDS: **2011** - NFC Special Teams Player of the Month (10/11); NFC Special Teams Player of the Week (vs. CAR, 10/2; vs. MIN, 10/16; vs. DET, 11/13). **2010** - Pro Bowl; All-Pro (AP, *Sporting News*); All-NFL (Pro Football Weekly); Special Teams Player of the Year (NFL Alumni); NFC Special Teams Player of the Week (vs. MIN, 11/14; at MIN, 12/20). **2009** - All-decade team (ESPN, AP); **2007** - Pro Bowl; All-Pro (AP); NFC Special Teams Player of the Month (9/07); NFC Special Teams Player of the Week (vs. KC, 9/16/07; vs. MIN, 10/14/07; vs. DEN, 11/25/07; vs. NO, 12/30/07). **2006** - Pro Bowl; All-Pro (AP); First-team All-Pro (*Sports Illustrated*, *USA Today*, *Sports Weekly*, *The Sporting News*, ESPN.com); All-NFL as PR (Pro Football Weekly); All-NFC as PR & KR (Pro Football Weekly); All-Rookie as PR & KR (Pro Football Weekly); NFC Special Teams Player of the Month (12/06); NFC Special Teams Player of the Week (at NYG, 11/12/06; vs. MIN, 12/3/06; at STL, 12/11/06); Brian Piccolo Award.

CAREER TRANSACTIONS: Entered NFL as a second-round selection (57th overall) by Chicago in the 2006 NFL Draft... Signed 4-year contract with Bears (7/3/06)... Signed 4-year extension with Bears (7/27/08). **SIGNED through 2013**

2011 SEASON: Started 8-of-16 games played, catching 26 passes for 369 yards (14.2 avg) and 1 TD... Led the NFL in punt return average (16.2), returning 28 punts for 454 yards and 2 TDs... Also returned 33 kickoffs for 723 yards (21.9 avg) and a touchdown... Tied for NFL lead with nine punt returns of 20+ yards (Ted Ginn, Jr.). **GAMES PLAYED-STARTED: 16-8**

PREVIOUS SEASONS: **2010** - Started 13-of-16 games played, catching 40 passes for 475 yards (11.9 avg) and a career-high 4 TD receptions... Led the NFL in punt return average (17.1), returning 33 punts for 564 yards and a league-high 3 TDs... Also

returned 12 kickoffs for 427 yards (35.6 avg), which led the NFL among players with at least 10 returns... Tied for fourth in the NFL in Kickoff returns of 40+ yards (5)... Carried the ball 7 times for 30 yards (4.3 avg). **2009** - Led the team in receiving yards (757) and tied for second in receptions (57)... Matched a career high with 3 TD receptions... Returned 24 punts for 187 yards (7.8 avg) and 7 kickoffs for 156 yards (22.3)... Carried the ball 6 times for -1 yards... Posted his first 100-yard receiving game of his career, setting career highs with 8 catches for 101 yards at CIN (10/25)... Suffered a calf injury that kept him out of three games late in the season... Led Chicago in receiving yards five times and in receptions on three occasions. **2008** - Saw significant time at WR, starting a career-high 8 games... Led Chicago with a team and career-high 665 yards receiving and paced the Bears WRs with a career-high 51 catches... Tallied 3 receiving TDs... Rushed for 61 yards on 6 carries... Averaged 21.9 yards per kickoff return (679 yards on 31 returns) and returned 32 punts for 198 yards (6.2 avg). **2007** - Set the single-season NFL record with 6 kick returns for touchdowns with an NFL-tying 4 punt return TDs and 2 kickoff returns for scores... Appeared in all 16 games, leading the NFC (2nd in NFL) in punt return average (15.5) and ranking 2nd in the NFC in punt return yards (651) and total return yards (1,585)... Established single-season franchise mark for punt return yards (651), which is the 9th highest total in NFL history... Returned 43 kickoffs for 934 yards (21.7)... Led the Bears with 8 touchdowns (4 punt returns, 2 kickoff returns, 2 receiving)... Made transition from cornerback to wide receiver, catching 20 passes for 299 yards and 2 touchdowns, including a Bears season-long 81-yard reception vs. MIN (10/14). **2006** - Played in all 16 games, leading the NFL in punt returns (47) and punt return yards (600) and was tied for the lead in punt return TDs (3) and second (first in NFC) in punt return average (12.8)... Also led NFC in kick return average (fifth in the NFL) at 26.4 on 20 returns for 528 yards while tying for league lead with 2 kickoff return TDs... Returned punt 84 yards for a TD in NFL debut at GB (9/10/06) to become first Bears rookie in 51 years to return a punt for a score in his first game (Perry Jeter, vs. BAL, 9/30/56)... Became third player in NFL history to return at least two punts for TDs of 80 or more yards as a rookie... Saw time on defense as a reserve cornerback recording 11 tackles and 1 PBU... Posted a NFL-high 11 punt returns of 20 or more yards, the most in the league since 1997 (Karl Williams, TB, 12)... During Super Bowl XLI (2/4/07) became 8th player in NFL history to return a kickoff for a touchdown in a Super Bowl and first to do so on the game's opening kick.

COLLEGE: Played offense, defense and special teams for the Miami Hurricanes (2003-05), starting games at cornerback, nickelback, running back and fullback while seeing time at wide receiver and returning punts and kickoffs during his collegiate career in which he returned 6 kicks for TDs (2 kickoffs, 4 punts)... Played primarily as a CB tallying 12 tackles, 1 sack, 1 TFL, 1 INT and 2 PBUs during junior season while seeing some time on offense by the end of the season gaining 70 yards on 8 rushes and catching 3 passes for 15 yards while appearing in 10 games and starting 1 contest... Named to Walter Camp All-America team as NCAA's best kick returner, selected by *The Sporting News* as the top kickoff returner and tabbed first-team all-ACC as a kick returner as a sophomore... His 4 TDs off returns were the second-most in the country and tied Santana Moss' single-season school record, while becoming first Hurricane to return 2 punts for TDs in a game (vs. Louisiana Tech)... As a freshman, played WR and returned kicks ranking 6th nationally in kickoff return average at 28.7 yards per return while adding 116 yards on 4 catches (29.0 avg)... Captured 2004 Big East indoor long jump title as a member of Canes track and field team... Majored in liberal arts.

PERSONAL: Attended Suncoast H.S. in Riviera Beach, Fla. playing football for coach Jimmy Bell... Widely regarded as one of the top recruits in the nation as a senior and was selected a *Parade* All-American and *USA Today* first-team All-American... Rated the No. 1 prospect in Florida and No. 6 player in the nation regardless of position by *SuperPrep*... Tabbed as the top defensive back prospect coming out of high school in Florida by numerous publications and earned first-team all-state honors as a senior... Rushed for 1,014 yards and 12 TDs on 94 carries while gaining 1,028 yards on 38 catches with 9 TDs in addition to throwing 5 TDs and 225 yards during senior season... Also a track standout and received All-America accolades and ranked 2nd nationally in the long jump as a junior... Hester and wife, Zingha, have a son, Devin, Jr.



DEVIN HESTER'S NFL STATISTICS

REGULAR SEASON

Year	Team	GP-GS	Rec	Yds	Avg	Lg	TD	Rush	Yds	Avg	Lg	TD
2006	Chicago	16 - 0	0	0	0.0	0	0	0	0	0.0	0	0
2007	Chicago	16 - 0	20	299	15.0	81t	2	7	-10	-1.4	5	0
2008	Chicago	15 - 8	51	665	13.0	65t	3	6	61	10.2	20	0
2009	Chicago	13 - 12	57	757	13.3	48	3	6	-1	-0.2	7	0
2010	Chicago	16 - 13	40	475	11.9	39	4	7	30	4.3	11	0
2011	Chicago	16 - 8	26	369	14.2	53	1	1	-6	-6.0	-6	0
NFL Totals		92 - 41	194	2,565	13.2	81t	13	27	74	2.7	20	0

Year	Team	KR	Yds	Avg	LG	TD	PR	FC	Yds	Avg	Lg	TD
2006	Chicago	20	528	26.4	96t	2	47	12	600	12.8	84t	3
2007	Chicago	43	934	21.7	97t	2	42	6	651	15.5	89t	4
2008	Chicago	31	679	21.9	51	0	32	14	198	6.2	25	0
2009	Chicago	7	156	22.3	44	0	24	5	187	7.8	33	0
2010	Chicago	12	427	35.6	79	0	33	10	564	17.1	89t	3
2011	Chicago	33	723	21.9	98t	1	28	15	454	16.2	82t	2
NFL Totals		146	3,447	23.6	98t	5	206	62	2,654	12.9	89t	12

ADDITIONAL STATS: Special Teams Touchdowns - 18: 84-yard punt return at GB (9/10/06), 83-yard punt return at ARZ (10/16/06), 108-yard missed field goal return at NYG (11/12/06), 45-yard punt return vs. MIN (12/3/06), 94-yard kickoff return at STL (12/11/06), 96-yard kickoff return at STL (12/11/06), 73-yard punt return vs. KC (9/16/07), 97-yard kickoff return at DET (9/30/07), 89-yard punt return vs. MIN (10/14/07), 75-yard punt return vs. DEN (11/25/07), 88-yard kickoff return vs. DEN (11/25/07), 64-yard punt return vs. NO (12/30/07), 63-yard punt return vs. GB (9/27/10), 89-yard punt return vs. SEA (10/17/10), 64-yard punt return at MIN (12/20/10), 69-yard punt return vs. CAR (10/2/11), 98-yard kickoff return vs. MIN (10/16/11), 82-yard punt return vs. DET (11/13/11); **Playoffs - 1:** 92-yard kickoff return vs. IND (Super Bowl XLI, 2/4/07). **Tackles - 11** (8 solo). **Passes Defended - 1.**

POSTSEASON

Year	Team	GP-GS	Rec	Yds	Avg	Lg	TD	Rush	Yds	Avg	Lg	TD	STT
2006	Chicago	3 - 0	0	0	-	-	0	0	0	-	-	0	0
2010	Chicago	2 - 2	2	4	2.0	6	0	0	0	-	-	0	0
Postseason		5 - 2	2	4	2.0	6	0	0	0	-	-	0	0

Year	Team	GP	KR	Yds	Avg	LG	TD	PR	FC	Yds	Avg	Lg	TD
2006	Chicago	3	7	184	26.3	92t	1	6	2	32	5.3	14	0
2010	Chicago	2	2	30	15.0	24	0	5	3	46	9.2	26	0
Postseason		5	9	214	23.8	92t	1	11	5	78	7.1	26	0

SEASON / CAREER / PLAYOFF HIGHS

	2011	Career	Playoff
Receptions	5, two times	8, at CIN (10/25/09)	2, vs. SEA (1/16/11)
Receiving Yards	91, vs. MIN (10/16)	101, at CIN (10/25/09)	4, vs. SEA (1/16/11)
Longest Reception	53, vs. ATL (9/11)	81t, vs. MIN (10/14/07)	6, vs. SEA (1/16/11)
Receiving TDs	1, vs. MIN (10/16)	1, 13 times	None
Punt Returns	5, at TB (10/23)	6, three times	3, two times
Punt Return Yards	122, vs. DET (11/13)	152, at ARZ (10/16/06)	30, vs. SEA (1/16/11)
Longest Punt Return	82t, vs. DET (11/13)	89t, two times	26, vs. SEA (1/16/11)
Kickoff Returns	5, at GB (12/25)	7, at DET (9/30/07)	3, two times
Kickoff Return Yards	117, at GB (12/25)	225, at STL (12/11/06)	92, vs. IND (SB XLI)
Longest Kickoff Return	98t vs. MIN (10/16)	98t vs. MIN (10/16/11)	92t vs. IND (SB XLI)

DEVIN HESTER'S KICKOFF/PUNT RETURN TOUCHDOWNS

Date	Opponent	Site	Distance	Result
Sept. 10, 2006	Green Bay	Lambeau Field	84-yard punt return	W, 26-0
Oct. 16, 2006	Arizona	U. of Phoenix Stadium	83-yard punt return	W, 24-23
Nov. 12, 2006	NY Giants	Giants Stadium	108-yard missed FG return*	W, 38-20
Dec. 3, 2006	Minnesota	Soldier Field	45-yard punt return	W, 23-13
Dec. 11, 2006	St. Louis	Edward Jones Dome	94-yard kickoff return	W, 42-27
Dec. 11, 2006	St. Louis	Edward Jones Dome	96-yard kickoff return	W, 42-27
Feb. 4, 2007	Indianapolis	Dolphin Stadium#	92-yard kickoff return*	L, 17-29
Sept. 16, 2007	Kansas City	Soldier Field	73-yard punt return	W, 20-10
Sept. 30, 2007	Detroit	Ford Field	97-yard kickoff return	L, 27-37
Oct. 14, 2007	Minnesota	Soldier Field	89-yard punt return	L, 31-34
Nov. 25, 2007	Denver	Soldier Field	75-yard punt return	W, 37-34 ot
Nov. 25, 2007	Denver	Soldier Field	88-yard kickoff return	W, 37-34 ot
Dec. 30, 2007	New Orleans	Soldier Field	64-yard punt return	W, 33-25
Sept. 27, 2010	Green Bay	Soldier Field	62-yard punt return	W, 20-17
Oct. 17, 2010	Seattle	Soldier Field	89-yard punt return	L, 20-23
Dec. 20, 2010	Minnesota	TCF Bank Stadium	64-yard punt return	W, 40-14
Oct. 2, 2011	Carolina	Soldier Field	69-yard punt return	W, 34-29
Oct. 16, 2011	Minnesota	Soldier Field	98-yard kickoff return	W, 39-10
Nov. 13, 2011	Detroit	Soldier Field	82-yard punt return	W, 37-13

* Does not count toward overall return kick return touchdowns; # Super Bowl XLI

DEVIN HESTER'S GAME-BY-GAME STATS 20-13 Regular Season Starting Record (1-1 Postseason)

2006 CHICAGO BEARS

Date	W/L	Opp.	Defensive						Punt Returns						Kickoff Returns					
			Tkls-S	TFL	PD	Int-Yd	Sk-Yd	PR	Yds	Avg	FC	Lg	TD	KR	Yds	Avg	Lg	TD		
9/10	W	at GB	1-1	0	0	0-0	0-0	5	104	20.8	0	84t	1	0	0	0.0	0	0		
9/17	W	DET	0-0	0	0	0-0	0-0	4	12	3.0	0	12	0	0	0	0.0	0	0		
9/24	W	at MIN	0-0	0	0	0-0	0-0	3	12	4.0	0	6	0	1	13	13.0	13	0		
10/1	W	SEA	0-0	0	0	0-0	0-0	5	45	9.0	0	26	0	0	0	0.0	0	0		
10/8	W	BUF	0-0	0	0	0-0	0-0	4	42	10.5	0	21	0	0	0	0.0	0	0		
10/16	W	at ARZ	0-0	0	0	0-0	0-0	6	152	25.3	1	83t	1	1	24	24.0	24	0		
10/29	W	SF	0-0	0	0	0-0	0-0	1	42	42.0	1	42	0	0	0	0.0	0	0		
11/5	L	MIA	0-0	0	0	0-0	0-0	2	11	5.5	1	11	0	0	0	0.0	0	0		
11/12	W	at NYG	0-0	0	0	0-0	0-0	2	0	0.0	0	3	0	0	0	0.0	0	0		
11/19	W	at NYJ	0-0	0	0	0-0	0-0	1	7	7.0	1	7	0	0	0	0.0	0	0		
11/26	L	at NE	0-0	0	0	0-0	0-0	0	0	0.0	2	0	0	1	21	21.0	21	0		
12/3	W	MIN	0-0	0	0	0-0	0-0	2	70	35.0	0	45t	1	3	68	22.7	27	0		
12/11	W	at STL	5-4	0	0	0-0	0-0	1	21	21.0	2	21	0	4	225	56.3	96t	2		
12/17	W	TB	0-0	0	0	0-0	0-0	6	63	10.5	0	32	0	5	76	15.2	28	0		
12/24	W	at DET	4-2	0	1	0-0	0-0	3	18	6.0	3	9	0	1	22	22.0	22	0		
12/31	L	GB	1-1	0	0	0-0	0-0	2	1	0.5	1	1	0	4	79	19.8	24	0		
Totals	0-0		11-8	0	1	0-0	0-0	47	600	12.8	12	84t	3	20	528	26.4	96t	2		

POSTSEASON

1/14	W	SEA	0-0	0	0	0-0	0-0	3	5	1.7	1	5	0	3	53	17.7	20	0
1/21	W	NO	0-0	0	0	0-0	0-0	2	24	12.0	0	14	0	3	39	13.0	19	0
2/4	L	IND	0-0	0	0	0-0	0-0	1	3	3.0	1	3	0	1	92	92.0	92t	1
Totals	0-0		0-0	0	0	0-0	0-0	6	32	5.3	2	14	0	7	184	26.3	92t	1

2007 CHICAGO BEARS

Date	W/L	Opp.	Receiving					Punt Returns					Kickoff Returns					
			Rec	Yds	Avg.	Lg	TD	PR	Yds	Avg	FC	Lg	TD	KR	Yds	Avg	Lg	TD
9/9	L	at SD	0	0	0.0	0	0	0	0	0.0	3	0	0	1	29	29.0	29	0
9/16	W	KC	0	0	0.0	0	0	5	143	28.6	0	73t	1	2	29	14.5	19	0
9/23	L	DAL	0	0	0.0	0	0	2	1	0.5	1	1	0	5	86	17.2	28	0
9/30	L	at DET	1	3	3.0	3	0	5	95	19.0	0	31	0	7	219	31.3	97t	1
10/7	W	at GB	0	0	0.0	0	0	4	40	10.0	0	20	0	0	0	0.0	0	0
10/14	L	MIN	1	81	81.0	81t	1	4	108	27.0	0	89t	1	4	86	21.5	28	0
10/21	W	at PHI	3	41	13.7	21	0	0	0	0.0	0	0	0	0	0	0.0	0	0
10/28	L	DET	1	19	19.0	19	0	2	44	22.0	0	39	0	1	20	20.0	20	0
11/1	W	at OAK	1	-2	-2.0	-2	0	6	14	2.3	0	9	0	2	34	17.0	19	0
11/18	L	at SEA	0	0	0.0	0	0	0	0	0.0	1	0	0	4	116	29.0	34	0
11/25	W	DEN	1	1	1.0	0	0	5	81	16.2	0	75t	1	5	151	16.2	88t	1
12/2	L	NYG	1	-4	-4.0	-4	0	3	16	5.3	0	8	0	1	19	19.0	19	0
12/6	L	at WAS	5	67	13.4	17	0	1	16	16.0	0	16	0	4	60	15.0	23	0
12/17	L	at MIN	4	28	7.0	11	0	4	29	7.3	0	17	0	3	44	14.7	17	0
12/23	W	GB	0	0	0.0	0	0	0	0	0.0	1	0	0	1	-1	-1.0	-1	0
12/30	W	NO	2	65	32.5	55t	1	1	64	64.0	0	64t	1	3	42	14.0	16	0
Totals	0-0		20	299	15.0	81t	2	42	651	15.5	6	89t	4	43	934	21.7	97t	2

*Denotes Game Started



CHICAGO BEARS PLAYERS

2008 CHICAGO BEARS

Date	W/L	Opp.	Receiving					Punt Returns					Kickoff Returns					
			Rec	Yds	Avg	Lg	TD	PR	Yds	Avg	FC	Lg	TD	KR	Yds	Avg	Lg	TD
9/7*	W	at IND	1	7	7.0	7	0	1	25	25.0	0	25	0	3	55	18.3	28	0
9/14	L	at CAR	1	6	6.0	6	0	2	9	4.5	0	6	0	3	65	21.7	24	0
9/21	L	TB	INACTIVE					INACTIVE					INACTIVE					
9/28	W	PHI	3	27	9.0	20t	1	4	1	0.3	0	6	0	3	99	33.0	51	0
10/5*	W	at DET	5	66	13.2	32	1	4	24	6.0	3	9	0	2	38	19.0	20	0
10/12	L	at ATL	6	87	14.5	17	0	0	0	0.0	1	0	0	3	60	20.0	25	0
10/19*	W	MIN	2	22	11.0	13	0	0	0	0.0	0	0	0	2	36	18.0	20	0
11/2	W	DET	3	42	14.0	18	0	2	21	10.5	2	20	0	4	65	16.3	22	0
11/9*	L	TEN	4	54	13.5	29	0	2	13	6.5	2	13	0	4	99	24.8	41	0
11/16	L	at GB	1	7	7.0	7	0	1	7	7.0	1	7	0	5	114	22.8	31	0
11/23*	W	at STL	5	57	11.4	27	0	4	26	6.5	0	14	0	0	0	0.0	0	0
11/30*	L	at MIN	3	67	22.3	65t	1	3	12	4.0	2	15	0	2	48	24.0	25	0
12/7	W	JAX	5	80	16.0	31	0	3	22	7.3	0	22	0	0	0	0.0	0	0
12/11	W	NO	4	46	11.5	20	0	2	-2	-1.0	0	5	0	0	0	0.0	0	0
12/22*	W	GB	2	12	6.0	9	0	3	40	13.3	1	24	0	0	0	0.0	0	0
12/28*	L	at HOU	6	85	14.2	37	0	1	0	0.0	2	0	0	0	0	0.0	0	0
Totals	5-3		51	665	13.0	65t	3	32	198	6.2	14	25	0	31	679	21.9	51	0

2009 CHICAGO BEARS

			Receiving					Punt Returns					Kickoff Returns					
Date	W/L	Opp.	Rec	Yds	Avg.	Lg	TD	PR	Yds	Avg	FC	Lg	TD	KR	Yds	Avg	Lg	TD
9/13*	L	at GB	4	90	22.5	36t	1	2	15	7.5	1	10	0	1	26	26.0	26	0
9/20*	W	PIT	4	21	5.3	13	0	2	14	7.0	0	12	0	0	0	0.0	0	0
9/27*	W	at SEA	5	76	15.2	36t	1	1	9	9.0	0	9	0	0	0	0.0	0	0
10/4**	W	DET	1	2	2.0	2	0	1	24	24.0	0	24	0	0	0	0.0	0	0
10/18*	L	at ATL	6	83	13.8	34	0	3	54	18.0	2	33	0	0	0	0.0	0	0
10/25*	L	at CIN	8	101	12.6	18	1	0	0	0.0	0	0	0	0	0	0.0	0	0
11/1*	W	CLE	7	81	11.6	33	0	4	47	11.8	0	32	0	0	0	0.0	0	0
11/8*	L	ARZ	6	94	15.7	42	0	2	2	1.0	0	2	0	0	0	0.0	0	0
11/12*	L	at SF	7	48	6.9	10	0	2	4	2.0	0	2	0	0	0	0.0	0	0
11/22	L	PHI	4	18	4.5	16	0	3	16	5.3	0	9	0	0	0	0.0	0	0
11/29*	L	at MIN	1	20	20.0	20	0	2	4	2.0	0	4	0	0	0	0.0	0	0
12/6*	W	STL	1	48	48.0	48	0	1	-3	-3.0	1	-3	0	0	0	0.0	0	0
12/13	L	GB	INACTIVE					INACTIVE					INACTIVE					
12/20	L	at BAL	INACTIVE					INACTIVE					INACTIVE					
12/28	W	MIN	INACTIVE					INACTIVE					INACTIVE					
1/3*	W	at DET	3	75	25.0	48	0	1	1	1.0	1	1	0	6	130	21.7	44	0
Totals	6-6		57	757	13.3	48	3	24	187	7.8	5	33	0	7	156	22.3	44	0

2010 CHICAGO BEARS


Date	W/L	Opp.	Receiving					Punt Returns					Kickoff Returns					
			Rec	Yds	Avg.	Lg	TD	PR	Yds	Avg	FC	Lg	TD	KR	Yds	Avg	Lg	TD
9/12*	W	DET	1	17	17.0	17	0	5	17	3.4	1	9	0	0	0	0.0	0	0
9/19*	W	at DAL	4	77	19.3	38	1	1	-5	-5.0	0	-5	0	0	0	0.0	0	0
9/27*	W	GB	1	16	16.0	16	0	3	93	31.0	0	62t	1	0	0	0.0	0	0
10/3*	L	at NYG	3	16	5.3	8	0	2	6	3.0	0	6	0	0	0	0.0	0	0
10/10*	W	at CAR	2	0	0.0	5	0	3	68	22.7	1	50	0	0	0	0.0	0	0
10/17*	L	SEA	2	26	13.0	19	0	2	93	46.5	3	89t	1	0	0	0.0	0	0
10/24	L	WAS	5	30	6.0	9	0	1	12	12.0	0	12	0	0	0	0.0	0	0
11/7	W	at BUF	2	23	11.5	16	0	1	3	3.0	1	3	0	0	0	0.0	0	0
11/14*	W	MIN	4	38	9.5	19t	1	2	47	23.5	0	42	0	2	100	50.0	68	0
11/18*	W	at MIA	4	41	10.3	14	0	4	27	6.8	3	24	0	0	0	0.0	0	0
11/28*	W	PHI	3	86	28.7	39	0	1	9	9.0	0	9	0	3	78	26.0	46	0
12/5	W	at DET	1	1	1.0	1	0	2	37	18.5	0	30	0	3	56	18.7	21	0
12/12*	L	NE	2	17	8.5	12	0	1	17	17.0	0	17	0	2	74	37.0	61	0
12/20*	W	at MIN	2	23	11.5	15t	1	2	67	33.5	0	64t	1	1	79	79.0	79	0
12/26*	W	NYJ	3	48	16.0	25t	1	1	38	38.0	0	38	0	1	40	40.0	40	0
1/2*	L	at GB	1	16	16.0	16	0	2	35	17.5	1	19	0	0	0	0.0	0	0
Totals	9-4		40	475	11.9	39	4	33	564	17.1	10	89t	3	12	427	35.6	79	0

POSTSEASON

1/16*	W	SEA	2	4	2.0	6	0	2	30	15.0	3	26	0	1	6	6.0	6	0
1/23*	L	GB	0	0	0.0	0	0	3	16	5.3	0	11	0	1	24	24.0	24	0
Totals	1-1		2	4	2.0	6	0	5	46	9.2	3	26	0	2	30	15.0	24	0

2011 CHICAGO BEARS

Date	W/L	Opp.	Receiving					Punt Returns					Kickoff Returns					
			Rec	Yds	Avg.	Lg	TD	PR	Yds	Avg	FC	Lg	TD	KR	Yds	Avg	Lg	TD
9/11	W	ATL	3	60	20.0	25	0	1	14	14.0	2	14	0	3	53	17.7	23	0
9/18*	L	at NO	1	17	17.0	17	0	1	-4	-4.0	1	-4	0	2	47	23.5	29	0
9/25*	L	GB	3	62	20.7	37	0	1	21	21.0	1	21	0	1	24	24.0	24	0
10/2*	W	CAR	0	0	0.0	0	0	1	69	69.0	0	69t	1	2	73	26.5	73	0
10/10*	L	at DET	5	32	6.4	26	0	1	1	1.0	0	1	0	4	84	21.0	33	0
10/16*	W	MIN	5	91	18.2	48t	1	1	27	27.0	1	27	0	2	107	53.5	98t	1
10/23*	W	at TB	4	46	11.5	15	0	5	33	6.6	0	18	0	1	14	14.0	14	0
11/7*	W	at PHI	1	12	12.0	12	0	1	19	19.0	1	19	0	3	30	10.0	18	0
11/13	W	DET	0	0	0.0	0	0	3	122	40.7	0	82t	1	0	0	0.0	0	0
11/20	W	SD	0	0	0.0	0	0	2	59	29.5	1	37	0	3	48	16.0	22	0
11/27	L	at OAK	0	0	0.0	0	0	2	7	3.5	0	7	0	2	39	19.5	21	0
12/4	L	KC	3	35	11.7	17	0	3	39	13.0	1	44	0	1	23	23.0	23	0
12/11*	L	at DEN	0	0	0.0	0	0	2	36	18.0	5	26	0	1	25	25.0	25	0
12/18	L	SEA	0	0	0.0	0	0	0	0	0.0	0	0	0	1	17	17.0	17	0
12/25	L	at GB	0	0	0.0	0	0	2	7	3.5	0	7	0	5	117	23.4	35	0
1/1	W	at MIN	1	14	14.0	14	0	2	4	2.0	2	3	0	2	22	11.0	14	0
Totals	4-4		26	369	14.2	53	1	28	454	16.2	15	82t	2	33	723	21.9	98t	1



71

ISRAEL
IDONIJE

Ht: 6-6

Age: 31

Bears Season: 9

Acquired: Waived free agent in 2003 (CLE)

Wt: 275

College: Manitoba

NFL Season: 9

DEFENSIVE LINE

PRO CAREER: Participated in 118 games (39 starts) over the past eight seasons with the Bears, registering 222 tackles (120 solo), 21.0 sacks and 20 TFLs... Added 5 forced fumbles, 4 fumble recoveries, a touchdown and 15 PBUs... Tallied 36 special teams tackles and 8 blocked kicks during his career... His 8 blocked kicks rank fourth in NFL history since 1992 when stat first was recorded... Posted 19.0 sacks over the last three seasons (2008-11)... Blocked a kick in three consecutive games (9/16-9/30) during the 2007 season... Has appeared in 6 postseason contests, gathering 4 tackles, 1.5 sacks, 1 TFL and 2 special teams stops... Joined Chicago's practice squad during the second half of the 2003 season after beginning his NFL career with Cleveland.

HONORS AND AWARDS: 2010 - All-Joe (*USA Today*). 2009 - Ed Block Courage Award. Bears "Walter Payton Man of the Year" nominee in 2009 and 2010. Was one of three finalists for the League award in 2010.

CAREER TRANSACTIONS: Entered NFL as an undrafted free agent with Cleveland (5/2/03)... Signed to Chicago's practice squad (11/18/03)... Signed to reserve/futures list (12/30/03) and allocated to NFL Europe (2/18/04)... Signed offer sheet with Buffalo that was matched by Chicago (3/22/06)... Signed 4-year contract with Bears (3/27/06)... Signed 2-year extension with Bears (5/29/06)... Signed 1-year contract with Chicago (3/20/12). **SIGNED through 2012**

2011 SEASON: Started all 16 contests and established career-highs in tackles (57, which led defensive line), TFLs (9) and fumble recoveries (2), adding 5 sacks a forced fumble and his first career touchdown (fumble recovery in end zone vs. SEA, 12/18)... Blocked 28-yard FG attempt in Week 14 at DEN (12/11). **GAMES PLAYED-STARTED: 16-16**

PREVIOUS SEASONS: 2010 - Started 15 games, playing in all 16 contests... Posted career-high 8.0 sacks, which tied for the team lead... Finished second on Chicago defensive line with 46 tackles (25 solo) adding 4 TFLs, 5 PBUs and a career-high 3 forced fumbles... Recorded a career-high 2.5 sacks at CAR (10/10)... Started both playoff games, collecting 4 tackles, 0.5 sack and 1 TFL. 2009 - Saw action in 15 games prior to being placed on Injured Reserve (12/30)... Finished with 2.5 sacks, the second highest total of his career... Credited with 20 tackles (9 solo), 1 forced fumble and 1 TFL... Added 7 special teams stops and 2 blocked kicks. 2008 - Appeared in all 16 games (3 starts), posting career highs with 28 tackles (18 solo) and 3.5 sacks... Also matched or established career highs in games played, games started, and PBUs (6)... Added 2 TFLs and 4 special teams stops... Set a career high with 1.5 sacks vs. JAX (12/7). 2007 - Tallied 23 tackles while appearing in all 16 games for the first time in his career, including a career-high 3 starts... Added career-high 3 blocks on special teams... Posted blocks in three straight weeks, blocking a 48-yard Dave Rayner field goal (9/16 vs. KC), a Nick Folk 23-yard field goal (9/23 vs. DAL) and a Jason Hanson extra-point (9/30 at DET)... Credited with career-high 5 tackles in three straight games (12/6 at WAS, 12/17 at MIN, 12/23 vs. GB)... Saw action in all 16 games, starting Games 14-16 at NT. 2006 - Registered 11 tackles with 1 PBU and 2 fumble recoveries... Blocked a 37-yard field goal attempt vs. MIA (11/5)... Added a career-high 10 special teams tackles while participating in 13 games, starting Game 5 at LDE; Inactive Games 1-3 due to an ankle injury... Participated in all 3 playoff contests recording 1st career postseason sack in the NFC Championship Game vs. NO (1/21/07). 2005 - Recorded 16 tackles with 1 sack while starting 1 of the 11 games played... Participated on special teams and as a reserve DL in Games 5-9, 11-16; Inactive Games 1-4, 10. 2004 - Participated in 15 games as a reserve D-lineman and on special teams recording 21 tackles including 1 sack... Tallied first NFL sack vs. SF (10/31). 2003 - Finished rookie season on Chicago's practice squad after beginning the campaign with Cleveland before being waived injured (9/30)... Member of Bears practice squad for Weeks 12-17.



CHICAGO BEARS PLAYERS

COLLEGE: As a senior in 2002, led Manitoba Bisons with career-high 9 sacks and 31 tackles en route to team MVP honors... Also named Canada West All-Star, CIS first-team All-Canadian selection, Manitoba Male Athlete-of-the-Year and the 2002 Canada West J.P. Metras Trophy winner, for outstanding lineman in Canadian University Football... Majored in arts.

PERSONAL: Created The Israel Idonije Foundation in 2007 with the focus of the Foundation a program called "IZZYz KIDz," which is designed to encourage and sustain students' regular school attendance, high achievement and good citizenship... Traveled to Africa in each of the last three offseasons to do charitable work with teammate Tommie Harris, former teammate Adewalé Ogundimu and other NFL players... Met a four-year-old girl, Segun Ashman, in Africa and helped pay for her flight to the United States in order for her to have heart surgery in Austin, Texas; a surgery she would not have otherwise been able to afford... Named the winner of the H.L. Krug Crawford Award, emblematic of sporting excellence in Western Manitoba, making him the first-ever football player to receive the recognition... Named the Manitoba Male Athlete-of-the-Year by the Manitoba Sportswriters and Sports Broadcasters Association in 2002... Inducted into Manitoba's Order of the Buffalo Hunt in 2007, which recognizes individuals who have made outstanding and distinctive contributions to society and their community... Born in Lagos, Nigeria.

IDONIJÉ

ISRAEL IDONIJÉ'S NFL STATISTICS

REGULAR SEASON

Year	Team	GP	GS	Tackles					Interceptions					Fumbles			Misc.	
				Tot	S	A	Sk	Yds	No	Yds	Lg	TD	PD	FF	FR	Yds	TFL	STT
2004	Chicago	15	0	21	13	8	1.0	13.0	0	0	0	0	0	0	0	0	2	1
2005	Chicago	11	1	16	10	6	1.0	8.0	0	0	0	0	1	0	0	0	1	6
2006	Chicago	13	1	11	5	6	0.0	0.0	0	0	0	0	1	0	1	0	0	10
2007	Chicago	16	3	23	12	11	0.0	0.0	0	0	0	0	2	0	1	0	1	8
2008	Chicago	16	3	28	18	10	3.5	29.5	0	0	0	0	6	0	0	0	2	4
2009	Chicago	15	0	20	9	11	2.5	15.0	0	0	0	0	0	1	0	0	1	7
2010	Chicago	16	15	46	25	21	8.0	66.5	0	0	0	0	5	3	0	0	4	0
2011	Chicago	16	16	57	28	29	5.0	32.0	0	0	0	0	0	1	2	0	9	0
NFL totals		118	39	222	120	102	21.0	164.0	0	0	0	0	15	5	4	0	20	36

ADDITIONAL STATS: Blocked Kicks - 8: FG vs. MIA (11/5/06), FG vs. KC (9/16/07), FG vs. DAL (9/23/07), Extra Point at DET (9/30/07), Extra Point vs. CLE (11/1/09), Extra Point vs. MIN (12/28/09); Extra Point at BUF (11/7/10); FG at DEN (12/11/11).

Touchdowns - 1: Recovered fumble in end zone vs. SEA (12/18/11).

POSTSEASON

Year	Team	GP	GS	Tackles					Interceptions					Fumbles			Misc.	
				Tot	S	A	Sk	Yds	No	Yds	Lg	TD	PD	FF	FR	Yds	TFL	STT
2005	Chicago	1	0	0	0	0	0.0	0.0	0	0	-	-	0	0	0	0	0	1
2006	Chicago	3	0	2	2	0	1.0	6.0	0	0	-	-	0	0	0	0	0	1
2010	Chicago	2	2	4	1	3	0.5	4.0	0	0	-	-	0	0	0	0	1	0
Postseason		6	2	6	3	3	1.5	10.0	0	0	-	-	0	0	0	0	1	2

SEASON / CAREER / PLAYOFF HIGHS

	2011	Career	Playoff
Tackles	8, at NO (9/18).....	Same.....	2, three times
Solos	5, vs. SEA (12/18).....	5, two times.....	2, vs. NO (1/21/07)
Sacks	1, five times.....	2.5, at CAR (10/10/10).....	1, vs. NO (1/21/07)

ISRAEL IDONIJIE'S GAME-BY-GAME DEFENSIVE STATS 23-16 Regular Season Starting Record (1-1 Postseason Record)

2003 CHICAGO BEARS

Not with the team Games 1-10; Member of the Practice Squad Games 11-16

2004 CHICAGO BEARS

Date	W/L	Opp.	Tkls-S	TFL	PD	INT-Yds	Sk-YL
9/12	L	DET	INACTIVE				
9/19	W	at GB	0-0	0	0	0-0	0-0
9/26	L	at MIN	1-1	1	0	0-0	0-0
10/3	L	PHI	2-1	0	0	0-0	0-0
10/17	L	WAS	1-0	0	0	0-0	0-0
10/24	L	at TB	1-0	0	0	0-0	0-0
10/31	W	SF	3-2	0	0	0-0	1-13
11/7	W	at NYG	0-0	0	0	0-0	0-0
11/14	W	at TEN	0-0	0	0	0-0	0-0
11/21	L	IND	1-1	0	0	0-0	0-0
11/25	L	at DAL	2-2	0	0	0-0	0-0
12/5	W	MIN	0-0	0	0	0-0	0-0
12/12	L	at JAX	0-0	0	0	0-0	0-0
12/19	L	HOU	1-0	0	0	0-0	0-0
12/26	L	at DET	3-2	0	0	0-0	0-0
1/2	L	GB	6-4	1	0	0-0	0-0
Totals	0-0		21-13	2	0	0-0	1-13

2005 CHICAGO BEARS

Date	W/L	Opp.	Tkls-S	TFL	PD	INT-Yds	Sk-YL
<i>Inactive Games 1-4; 10</i>							
10/16	W	MIN	4-3	1	0	0-0	1-8
10/23	W	BAL	1-1	0	0	0-0	0-0
10/30	W	at DET	1-0	0	0	0-0	0-0
11/6	W	at NO	1-1	0	0	0-0	0-0
11/13	W	SF	2-0	0	0	0-0	0-0
11/27	W	at TB	3-2	0	0	0-0	0-0
12/4	W	GB	1-1	0	0	0-0	0-0
12/11	L	at PIT	2-1	0	0	0-0	0-0
12/18	W	ATL	1-1	0	0	0-0	0-0
12/25	W	at GB	0-0	0	0	0-0	0-0
1/1*	L	at MIN	0-0	0	1	0-0	0-0
Totals	0-1		16-10	1	1	0-0	1-8
POSTSEASON							
1/15	L	CAR	0-0	0	0	0-0	0-0

2006 CHICAGO BEARS

Date	W/L	Opp.	Tkls-S	TFL	PD	INT-Yds	Sk-YL
<i>Inactive Games 1-3</i>							
10/1	W	SEA	0-0	0	0	0-0	0-0
10/8*	W	BUF	0-0	0	0	0-0	0-0
10/16	W	at ARI	4-1	0	0	0-0	0-0
10/29	W	SF	2-0	0	0	0-0	0-0
11/5	L	MIA	0-0	0	0	0-0	0-0
11/12	W	at NYG	0-0	0	0	0-0	0-0
11/19	W	at NYJ	0-0	0	0	0-0	0-0
11/26	L	at NE	0-0	0	0	0-0	0-0
12/3	W	MIN	1-1	0	1	0-0	0-0
12/11	W	at STL	1-1	0	0	0-0	0-0
12/17	W	TB	0-0	0	0	0-0	0-0
12/24	W	at DET	0-0	0	0	0-0	0-0
12/31	L	GB	3-2	0	0	0-0	0-0
Totals	1-0		11-5	0	1	0-0	0-0
POSTSEASON							
1/4	W	SEA	0-0	0	0	0-0	0-0
1/21	W	NO	2-2	0	0	0-0	1-6
2/4	L	IND	0-0	0	0	0-0	0-0
Totals	0-0		2-2	0	0	0-0	1-6

2007 CHICAGO BEARS

Date	W/L	Opp.	Tkls-S	TFL	PD	INT-Yds	Sk-YL
9/9	L	at SD	1-1	0	0	0-0	0-0
9/16	W	KC	0-0	0	0	0-0	0-0
9/23	L	DAL	1-1	0	0	0-0	0-0
9/30	L	at DET	1-0	0	0	0-0	0-0
10/7	W	at GB	1-0	0	0	0-0	0-0
10/14	L	MIN	1-0	0	0	0-0	0-0
10/21	W	at PHI	0-0	0	0	0-0	0-0
10/28	L	DET	0-0	0	0	0-0	0-0
11/11	W	at OAK	1-1	0	0	0-0	0-0
11/18	L	at SEA	0-0	0	0	0-0	0-0
11/25	W	DEN	1-1	0	0	0-0	0-0
12/2	L	NYG	0-0	0	0	0-0	0-0
12/6	L	at WAS	5-2	1	0	0-0	0-0
12/17*	L	at MIN	5-3	0	1	0-0	0-0
12/23*	W	GB	5-2	0	1	0-0	0-0
12/30*	W	NO	1-1	0	0	0-0	0-0
Totals	2-1		23-12	1	2	0-0	0-0

2008 CHICAGO BEARS

Date	W/L	Opp.	Tkls-S	TFL	PD	INT-Yds	Sk-YL
9/7	W	at IND	2-1	0	1	0-0	0-0
9/14	L	at CAR	0-0	0	1	0-0	1-12
9/21	L	TB	2-0	0	0	0-0	0-0
9/28*	W	PHI	4-2	0	0	0-0	1-9
10/5*	W	at DET	3-3	0	1	0-0	0-0
10/12*	L	at ATL	0-0	0	0	0-0	0-0
10/19	W	MIN	1-1	0	1	0-0	0-0
11/2	W	DET	2-1	0	1	0-0	0-0
11/9	L	TEN	2-1	0	0	0-0	0-0
11/16	L	at GB	2-2	0	0	0-0	0-0
11/23	W	at STL	1-1	0	0	0-0	0-0
11/30	L	at MIN	2-1	1	0	0-0	0-0
12/7	W	JAX	3-2	1	1	0-0	1.5-8.5
12/11	W	NO	2-2	0	0	0-0	0-0
12/22	W	GB	1-1	0	0	0-0	0-0
12/28	L	at HOU	1-0	0	0	0-0	0-0
Totals	2-1		28-18	2	6	0-0	3.5-29.5

2009 CHICAGO BEARS

Date	W/L	Opp.	Tkls-S	TFL	PD	INT-Yds	Sk-YL
9/13	L	at GB	0-0	0	0	0-0	0-0
9/20	W	PIT	1-0	0	0	0-0	0-0
9/27	W	at SEA	3-1	0	0	0-0	0-0
10/4	W	DET	0-0	0	0	0-0	1-3
10/18	L	at ATL	0-0	0	0	0-0	0-0
10/25	L	at CIN	3-2	0	0	0-0	0-0
11/1	W	CLE	1-0	0	0	0-0	0-0
11/8	L	ARZ	0-0	0	0	0-0	0-0
11/12	L	at SF	1-0	0	0	0-0	0-0
11/22	L	PHI	1-0	0	0	0-0	0.5-5
11/29	L	at MIN	2-1	0	0	0-0	0-0
12/6	W	STL	2-2	0	0	0-0	1-7
12/13	L	GB	0-0	0	0	0-0	0-0
12/20	L	at BAL	4-2	1	0	0-0	0-0
12/28	W	MIN	2-1	0	0	0-0	0-0
1/3	W	at DET	INJURED RESERVE				
Totals	0-0		20-9	1	0	0-0	2.5-15.0

2010 CHICAGO BEARS

Date	W/L	Opp.	Tkls-S	TFL	PD	INT-Yds	Sk-YL
9/12	W	DET	3-3	1	0	0-0	0-0
9/19*	W	at DAL	0-0	0	0	0-0	0-0
9/27*	W	GB	1-0	0	0	0-0	0-0
10/3*	L	at NYG	2-1	0	0	0-0	1-10
10/10*	W	at CAR	2-2	0	0	0-0	2.5-19
10/17*	L	SEA	2-0	0	0	0-0	0-0
10/24*	L	WAS	4-2	0	2	0-0	1-5
11/7*	W	at BUF	4-0	0	1	0-0	0.5-2.5
11/14*	W	MIN	4-0	1	1	0-0	0-0
11/18*	W	at MIA	0-0	0	0	0-0	1-12
11/28*	W	PHI	3-2	2	1	0-0	1-9
12/5*	W	at DET	5-5	0	0	0-0	0-0
12/12*	L	NE	6-4	0	0	0-0	0-0
12/20*	W	at MIN	4-2	0	0	0-0	1-9
12/26*	W	NYJ	2-1	0	0	0-0	0-0
1/2*	L	at GB	4-3	0	0	0-0	0-0
Totals	10-5		46-25	4	5	0-0	8-65
POSTSEASON							
1/16*	W	SEA	2-1	1	0	0-0	0.5-4
1/23*	L	GB	2-0	0	0	0-0	0-0
Totals	1-1		4-1	1	0	0-0	0.5-4

2011 CHICAGO BEARS

Date	W/L	Opp.	Tkls-S	TFL	PD	INT-Yds	Sk-YL
9/11*	W	ATL	4-2	0	0	0-0	0-0
9/18*	L	at NO	8-2	0	0	0-0	1-6
9/25*	L	GB	4-1	0	0	0-0	0-0
10/2*	W	CAR	2-1	1	0	0-0	0-0
10/10*	L	at DET	1-1	0	0	0-0	1-5
10/16*	W	MIN	1-1	1	0	0-0	1-10
10/23*	W	at TB	1-1	1	0	0-0	0-0
11/7*	W	at PHI	1-0	1	0	0-0	0-0
11/13*	W	DET	4-3	0	0	0-0	0-0
11/20*	W	SD	4-3	0	0	0-0	0-0
11/27*	L	at OAK	3-1	0	0	0-0	0-0
12/4*	L	KC	5-3	2	0	0-0	1-8
12/11*	L	at DEN	7-1	1	0	0-0	0-0
12/18*	L	SEA	5-5	1	0	0-0	0-0
12/25*	L	at GB	1-1	0	0	0-0	0-0
1/1*	W	at MIN	6-2	1	0	0-0	1-3
Totals	8-8		57-28	9	0	1-0	5-32

*Denotes Game Started



CHICAGO BEARS PLAYERS



26 TIM JENNINGS

Ht: 5-8

Age: 28

Bears Season: 3

Acquired: Unrestricted free agent in 2010 (IND)

Wt: 185

College: Georgia

NFL Season: 7

CORNERBACK

PRO CAREER: Played in 85 games at cornerback (49 starts) in six seasons with Indianapolis (2006-09) and Chicago (2010-11)... Collected 310 tackles (223 solo), 5 forced fumbles and 4 fumble recoveries... Recorded 7 INTs and 42 PBUs... Added 33 career special teams tackles... Super Bowl Champion with the Colts in 2006... In two seasons with Chicago has appeared in all 32 games played with 28 starts, recording 3 INTs, 17 PBUs, 153 tackles, 6 TFLs, 2 forced fumbles, 2 fumble recoveries and 4 special teams stops... Has appeared in seven postseason contests (3 starts), collecting 23 tackles, 5 PBUs, a forced fumble and 2 special teams stops.

CAREER TRANSACTIONS: Drafted by Indianapolis in the second round (68th overall) of the 2006 NFL Draft... Signed by Chicago to a 2-year contract (3/16/10)... Signed 2-year contract with Bears (3/16/12). **SIGNED through 2013**

2011 SEASON: Played in all 16 games for the Bears, making career-high 15 starts... Credited with career-high 87 tackles (62 solo), 2 INTs, 1 forced fumble, 1 fumble recovery and 4 TFLs... Finished tied for second on Chicago with 8 PBUs... Added 2 special teams stops. **GAMES PLAYED-STARTED: 16-15**

PREVIOUS SEASONS: 2010 - Played in all 16 games for Chicago, making 13 starts... Credited with 66 tackles, 1 INT, 1 forced fumble, 1 fumble recovery and 2 TFLs... Finished third on the Bears with 9 PBUs... Added 2 special teams stops... Started both postseason games, posting 10 tackles and 2 PBUs. **2009** - Appeared in 15 games (5 starts) for the Colts... Credited with 56 tackles, 2 INTs and 10 PBUs. **2008** - Appeared in 16 games, starting the final 12 at CB... Posted 74 tackles, 2 INTs, 8 PBUs, 2 forced fumbles and 2 fumble recoveries... Started at RCB in Wild Card Playoffs at SD (1/3), posting 7 tackles and a forced fumble. **2007** - Started 4 of 11 games played at DB... Credited with 25 tackles, 7 PBUs and a forced fumble. **2006** - Appeared in 11 games as reserve DB and special teams player... Recorded 2 tackles and 4 special teams stops.

COLLEGE: Three-year starter at Georgia, who opened 34-of-50 games... Finished career with 170 tackles (127 solo), 10 TFLs, 1.0 sack, 1 forced fumble, 2 fumble recoveries, 27 PBUs and 10 INTs... Was named all-SEC first-team by *AP* and *The NFL Draft Report* as a senior.

PERSONAL: Born in Orangeburg, S.C... Attended Orangeburg-Wilkinson H.S... Posted 65 tackles (45 solo) and 8 INTs as senior... Also scored 3 TDs receiving, 4 kickoff returns and 2 punt returns for TDs... All-state selection by *Associated Press* and was all-region Defensive Player-of-the-Year... Selected to play in Shrine Bowl... Cousin of former New York Jets DB Donnie Abraham.

TIM JENNINGS' NFL STATISTICS

REGULAR SEASON

		Tackles							Interceptions					Fumbles			Misc.	
Year	Team	GP	GS	Tot	S	A	Sk	Yds	No	Yds	Lg	TD	PD	FF	FR	Yds	TFL	STT
2006	Indianapolis	11	0	3	3	0	0.0	0.0	0	0	-	-	0	0	0	0	0	4
2007	Indianapolis	11	4	23	12	11	0.0	0.0	0	0	-	-	3	1	0	0	1	13
2008	Indianapolis	16	12	74	56	18	0.0	0.0	2	9	6	0	8	2	2	0	0	4
2009	Indianapolis	15	5	56	41	15	0.0	0.0	2	13	13	0	10	0	0	0	0	8
2010	Chicago	16	13	66	41	25	0.0	0.0	1	39	39	0	9	1	1	0	2	2
2011	Chicago	16	15	87	62	25	0.0	0.0	2	2	1	0	8	1	1	0	4	2
NFL totals		85	49	309	215	94	0.0	0.0	7	63	39	0	38	5	4	0	7	33

TIM JENNINGS' NFL STATISTICS (continued)

POSTSEASON

Year	Team	GP	GS	Tackles					Interceptions				Fumbles			Misc.	
				Tot	S	A	Sk	Yds	No	Yds	Lg	TD	PD	FF	FR	Yds	TFL
2007	Indianapolis	1	0	2	2	0	0.0	0.0	0	0	-	-	1	0	0	0	0
2008	Indianapolis	1	1	7	6	1	0.0	0.0	0	0	-	-	2	1	0	0	0
2009	Indianapolis	3	0	4	4	0	0.0	0.0	0	0	-	-	0	0	0	0	2
2010	Chicago	2	2	10	7	3	0.0	0.0	0	0	-	-	2	0	0	0	0
POSTSEASON		7	3	23	19	4	0.0	0.0	0	0	-	-	5	1	0	0	2

TIM JENNINGS' GAME-BY-GAME DEFENSIVE STATS 34-15 Regular Season Starting Record (1-1 Postseason Record)

2006 INDIANAPOLIS COLTS

Date	W/L	Opp.	Tkls-S	TFL	PD	INT-Yds	Sk-YL
9/24	W	JAX	0-0	N/A	0	0-0	0-0
10/1	W	at NYJ	2-2	N/A	0	0-0	0-0
10/22	W	WAS	0-0	N/A	0	0-0	0-0
10/29	W	at DEN	0-0	N/A	0	0-0	0-0
11/5	W	at NE	0-0	N/A	0	0-0	0-0
11/12	W	BUF	0-0	N/A	0	0-0	0-0
11/19	L	at DAL	0-0	N/A	0	0-0	0-0
11/26	W	PHI	1-1	N/A	0	0-0	0-0
12/3	L	at TEN	0-0	N/A	0	0-0	0-0
12/10	L	at JAX	0-0	N/A	0	0-0	0-0
12/18	W	CIN	0-0	N/A	0	0-0	0-0
Totals	0-0		3-3	N/S	0	0-0	0-0

POSTSEASON

Inactive for each of the four postseason games

2007 INDIANAPOLIS COLTS

Date	W/L	Opp.	Tkls-S	TFL	PD	INT-Yds	Sk-YL
9/16	W	at TEN	5-5	N/A	0	0-0	0-0
9/23*	W	at HOU	1-1	N/A	0	0-0	0-0
9/30	W	DEN	0-0	N/A	0	0-0	0-0
10/7*	W	TB	1-1	N/A	1	0-0	0-0
10/22	W	at JAX	2-2	N/A	0	0-0	0-0
10/28	W	at CAR	1-1	N/A	0	0-0	0-0
11/4*	L	NE	2-2	N/A	0	0-0	0-0
11/11	L	at SD	2-2	N/A	0	0-0	0-0
12/9	W	at BAL	3-3	N/A	1	0-0	0-0
12/16*	W	at OAK	2-2	N/A	0	0-0	0-0
12/23	W	HOU	2-2	N/A	1	0-0	0-0
Totals	3-1		23-12	N/A	2	0-0	0-0

POSTSEASON

1/13	L	SD	2-2	0	1	0-0	0-0
------	---	----	-----	---	---	-----	-----

Date	W/L	Opp.	Tkls-S	TFL	PD	INT-Yds	Sk-YL
9/7	L	CHI	1-1	N/A	0	0-0	0-0
9/14	W	at MIN	1-1	N/A	0	0-0	0-0
9/21	L	JAX	4-3	N/A	0	0-0	0-0
10/5	W	at HOU	0-0	N/A	0	0-0	0-0
10/12*	W	BAL	10-10	N/A	2	1-3	0-0
10/19*	L	at GB	5-4	N/A	1	0-0	0-0
10/27*	L	at TEN	4-3	N/A	0	0-0	0-0
11/2*	W	NE	4-4	N/A	1	0-0	0-0
11/9*	W	at PIT	7-4	N/A	1	1-6	0-0
11/16*	W	HOU	5-3	N/A	0	0-0	0-0
11/23*	W	at SD	4-2	N/A	0	0-0	0-0
11/30*	W	at CLE	3-1	N/A	1	0-0	0-0
12/7*	W	CIN	2-2	N/A	0	0-0	0-0
12/14*	W	DET	5-4	N/A	0	0-0	0-0
12/18*	W	at JAX	5-5	N/A	1	0-0	0-0
12/28*	W	TEN	3-2	N/A	0	0-0	0-0
Totals	10-2		74-56	N/A	8	2-9	0-0

POSTSEASON

1/3*	L	at SD	7-6	0	2	0-0	0-0
------	---	-------	-----	---	---	-----	-----

Date	W/L	Opp.	Tkls-S	TFL	PD	INT-Yds	Sk-YL
9/13	W	JAX	0-0	N/A	0	0-0	0-0
9/21*	W	at MIA	8-6	N/A	0	0-0	0-0
9/27*	W	at ARZ	7-6	N/A	3	0-0	0-0
10/4*	W	SEA	6-4	N/A	0	0-0	0-0
10/11	W	at TEN	3-1	N/A	2	1-0	0-0
11/1	W	SF	2-2	N/A	0	0-0	0-0
11/8*	W	HOU	2-2	N/A	1	0-0	0-0
11/15*	W	NE	3-2	N/A	0	0-0	0-0
11/22	W	at BAL	7-7	N/A	1	0-0	0-0
11/29	W	at HOU	3-2	N/A	0	0-0	0-0
12/6	W	TEN	1-1	N/A	0	0-0	0-0
12/13	W	DEN	2-1	N/A	2	1-13	0-0
12/17	W	at JAX	1-1	N/A	0	0-0	0-0
12/27	L	NYJ	1-0	N/A	1	0-0	0-0

1/3	L	at BUF	5-4	0	0	0-0	0-0
Totals	5-0		56-41	N/A	10	2-13	0-0

Date	W/L	Opp.	Tkls-S	TFL	PD	INT-Yds	Sk-YL
9/16	W	BAL	0-0	0	0	0-0	0-0
1/24	W	NYJ	1-1	0	0	0-0	0-0
2/7	L	NO	3-3	0	0	0-0	0-0
Totals	0-0		4-4	0	0	0-0	0-0

2010 CHICAGO BEARS

Date	W/L	Opp.	Tkls-S	TFL	PD	INT-Yds	Sk-YL
9/12	W	DET	0-0	0	0	0-0	0-0
9/19	W	at DAL	0-0	0	0	0-0	0-0
9/27	W	GB	7-6	0	0	0-0	0-0
10/3*	L	at NYG	2-2	0	2	0-0	0-0
10/10*	W	at CAR	4-1	1	0	0-0	0-0
10/17*	L	SEA	4-3	0	1	0-0	0-0
10/24*	L	WAS	6-4	0	0	0-0	0-0
11/7*	W	at BUF	9-7	1	2	1-39	0-0
11/14*	W	MIN	5-4	0	0	0-0	0-0
11/18*	W	at MIA	1-1	0	0	0-0	0-0
11/28*	W	PHI	5-3	0	0	0-0	0-0
12/5*	W	at DET	0-0	0	0	0-0	0-0
12/12*	L	NE	2-2	0	0	0-0	0-0
12/20*	W	at MIN	0-0	0	1	0-0	0-0
12/26*	W	NYJ	5-4	0	0	0-0	0-0
1/2*	L	at GB	4-2	0	1	0-0	0-0
Totals	8-5		66-41	2	9	1-39	0-0

POSTSEASON

1/16*	W	SEA	5-3	0	2	0-0	0-0
1/23*	L	GB	5-4	0	0	0-0	0-0
Totals	1-1		10-7	0	2	0-0	0-0

Date	W/L	Opp.	Tkls-S	TFL	PD	INT-Yds	Sk-YL
9/11*	W	ATL	8-7	0	0	0-0	0-0
9/18*	L	at NO	9-7	2	1	0-0	0-0
9/25*	L	GB	8-6	0	1	0-0	0-0
10/2*	W	CAR	2-2	0	2	0-0	0-0
10/10*	L	at DET	5-5	0	0	0-0	0-0
10/16*	W	MIN	4-3	0	0	0-0	0-0
10/23*	W	at TB	3-3	0	0	0-0	0-0
11/7*	W	at PHI	3-3	0	1	0-0	0-0
11/13*	W	DET	10-9	0	1	1-1	0-0
11/20*	W	SD	4-4	0	0	0-0	0-0
11/27*	L	at OAK	3-3	0	3	0-0	0-0
12/4*	L	KC	4-4	1	0	0-0	0-0
12/11*	L	at DEN	5-5	0	0	0-0	0-0
12/18*	L	SEA	2-2	0	0	0-0	0-0
12/25	L	at GB	0-0	0	0	0-0	0-0
1/1*	W	at MIN	6-6	1	1	1-1	0-0
Totals	8-7		87-62	4	8	2-2	0-0

*Denotes Game Started



CHICAGO BEARS PLAYERS



13 JOHNNY KNOX

Ht: 6-0

Age: 25

Bears Season: 4

Acquired: 5th round of the 2009 draft

Wt: 185

College: Abilene Christian

NFL Season: 4

WIDE RECEIVER

PRO CAREER: Top receiver for Chicago in his first three seasons also making an impact as a kickoff returner, earning Pro Bowl honors as a rookie... Has played in 45 games (27 starts) hauling in 133 receptions for 2,214 yards (16.6 ypr) and 12 TDs adding 1,506 yards on 55 kickoff returns (27.4 ypr) and a touchdown... His 16.6 yards per catch is seventh best in the NFL since 2009... 27.4 kickoff return average leads NFL since 2009... Has finished in Top 5 in NFL in receiving average in each of his last two seasons (second in 2011 with 19.6 ypc and fifth in 2010 with 18.8 ypc)... Leads Chicago in receiving yards and is second in receptions and receiving TDs in his three seasons with the Bears... Added 1 special teams tackle and 2 punt returns for 9 yards... Has two career 100-yard receiving games... Ranked 7th in catches and 9th in receiving yards in the NFL amongst all rookies in 2009... Played in 2 playoff games (2 starts), hauling in 6 catches for 104 yards (17.3 avg).

HONORS & AWARDS: 2009 - Pro Bowl; NFC Special Teams Player of the Month (10/10); NFC Special Teams Player of the Week (10/4); Brian Piccolo Award.

CAREER TRANSACTIONS: Drafted in the fifth round (140th overall) by the Bears in the 2009 NFL Draft... Signed 4-year contract (5/29/09). **SIGNED through 2012**

2011 SEASON - Started 11 of 14 games played, pacing the Bears with 727 receiving yards on 37 receptions with 2 touchdowns... 19.6 yards per catch was second highest in the NFL... Had 15 kickoff returns for 397 yards (26.5 ypr)... Paced Bears in receiving yards on five occasions and had one 100-yard receiving game (career-high 145 at OAK, 11/27)... Added a 9-yard punt return. **GAMES PLAYED-STARTED: 14-11**

PREVIOUS SEASONS: 2010 - Led the team in receiving yards (960) and tied for the team lead in receptions (51) and receiving TDs (5) while starting all 16 games for the first time in his career... Ranked fifth in the NFL in yards per catch (18.8 avg)... Collected 17 receptions of 20+ yards, tied for the tenth highest total in the NFL... Led the Bears in receiving yards on a team-high eight occasions... Also returned 8 kickoffs for 182 yards (22.8 avg)... Carried the ball once for 2 yards... Started both playoff games, catching 6 passes for 104 yards (17.3 avg). **2009** - Ranked second in the NFL with a 29.0 kickoff return mark, returning 32 kickoffs for 927 yards and a TD... Played in 15 games, recording 45 catches for 527 yards (11.7 avg) and 5 TDs... Finished fourth on the team in receiving yards and fifth in receptions... Ranks third all-time amongst Bears rookies in catches and fifth in receiving yards... Had TD in four straight games (3 receiving, 1 kickoff return), the first Bears rookie to accomplish that feat since Walter Payton in 1975... Posted a career-high 83 receiving yards vs. GB (12/13).

COLLEGE CAREER: Two-year letterwinner at Abilene Christian (2007-08) after playing his first two seasons at Tyler (TX) Junior College (2005-06)... Honored as an All-American following both of his seasons at ACU... Hauled in 118 receptions for 2,227 yards and 30 TDs in his two seasons at Abilene... Concluded his career with the most TD receptions in school history... Set the school record with 232 yards receiving vs. Angelo State, and tied the conference and school mark with 4 TD receptions... Just the second player in team annals in post two 1,000-yard receiving seasons... Also set a school single-season record with 17 TD receptions in 2007... Caught 16 passes for 306 yards and 8 TDs in Abilene's four playoff games during career... Returned 21 punts for 188 yards (9.0 avg) and 7 kickoffs for 160 yards (22.9 avg)... Saw action in 13 games at Tyler College (8 starts), catching 45 passes for 1,023 yards (22.7 avg) and 13 TDs.

PERSONAL: Attended Channelview H.S. in Houston... First-team all-state selection as a senior... General studies major at ACU.

JOHNNY KNOX'S NFL STATISTICS

REGULAR SEASON

Year	Team	GP-GS	Rec	Yds	Avg	Lg	TD	Rush	Yds	Avg	Lg	TD	STT
2009	Chicago	15 - 0	45	527	11.7	68	5	0	0	-	-	0	1
2010	Chicago	16 - 16	51	960	18.8	67t	5	1	2	2.0	2	0	0
2011	Chicago	14 - 11	37	727	19.6	81	2	0	0	-	-	0	0
NFL totals		45 - 27	133	2,214	16.6	81	12	1	2	2.0	2	0	1

Year	Team	KR	Yds	Avg	LG	TD	PR	Yds	Avg	LG	TD
2009	Chicago	32	927	29.0	102t	1	1	0	0.0	0	0
2010	Chicago	8	182	22.8	42	0	0	0	-	0	0
2011	Chicago	15	397	26.5	56	0	1	9	9.0	9	0
NFL totals		55	1,506	27.4	102t	1	2	9	4.5	9	0

POSTSEASON

Year	Team	GP-GS	Rec	Yds	Avg	Lg	TD	Rush	Yds	Avg	Lg	TD	STT
2010	Chicago	2 - 2	6	104	17.3	32	0	0	0	-	-	0	0

Year	Team	KR	Yds	Avg	LG	TD	PR	Yds	Avg	LG	TD
2010	Chicago	1	0	0.0	0	0	0	0	-	-	0

SEASON / CAREER / PLAYOFF HIGHS

	2011	Career	Playoff
Receptions	5, vs. KC (12/4)	6, two times	4, vs. SEA (1/16/11)
Receiving Yards	145, at OAK (11/27)	Same	56, vs. GB (1/23/11)
Longest Reception	81, at OAK (11/27)	Same	32, vs. GB (1/23/11)
Receiving TDs	1, two times	2, vs. NYJ (12/26/10)	None
Kickoff Returns	4, at OAK (11/27)	7, at CIN (10/25/09)	1, vs. SEA (1/16/11)
Kickoff Return Yards	133, at OAK (11/27)	151, at CIN (10/25/09)	0, vs. SEA (1/16/11)
Longest Kickoff Return	56, at OAK (11/27)	102t, vs. DET (10/4/09)	0, vs. SEA (1/16/11)

JOHNNY KNOX'S GAME-BY-GAME OFFENSIVE STATS 16-11 Regular Season Starting Record (1-1 Postseason)

2009 CHICAGO BEARS

Date	W/L	Opp.	Rec	Yds	Avg	Long	TD
9/13	L	at GB	2	82	41.0	68	0
9/20	W	PIT	6	70	11.7	22	1
9/27	W	at SEA	1	7	7.0	7t	1
10/4	W	DET	5	31	6.2	10	0
10/18	L	at ATL	3	34	11.3	23t	1
10/25	L	at CIN	4	42	10.5	16	0
11/1	W	CLE	3	44	14.7	31	0
11/8	L	ARZ	4	30	7.5	10	0
11/12	L	at SF	2	20	10.0	11	0
11/22	L	PHI	2	16	8.0	9	0
11/29	L	at MIN	1	24	24.0	24t	1
12/6	W	STL	3	15	5.0	11	0
12/13	L	GB	5	83	16.6	28	1
12/20	L	at BAL	4	29	7.3	15	0
12/28	W	MIN	0	0	0.0	0	0
1/3	W	at DET	INACTIVE				
Totals	0-0		45	527	11.7	68	5

2010 CHICAGO BEARS

Date	W/L	Opp.	Rec	Yds	Avg	Long	TD
9/12*	W	DET	3	52	17.3	32	0
9/19*	W	at DAL	4	86	21.5	59	0
9/27*	W	GB	4	94	23.5	35	0
10/3*	L	at NYG	5	26	26.0	26	0
10/10*	W	at CAR	1	14	14.0	14	0
10/17*	L	SEA	5	120	24.0	67	0
10/24*	L	WAS	6	86	14.3	25	1
11/7*	W	at BUF	3	49	16.3	24	0
11/14*	W	MIN	5	90	18.0	29	0
11/18*	W	at MIA	5	55	11.0	16	0
11/28*	W	PHI	3	68	22.7	34	1
12/5*	W	at DET	3	34	11.3	20	0
12/12*	L	NE	2	16	8.0	19	0
12/20*	W	at MIN	2	78	39.0	67t	1
12/26*	W	NYJ	4	92	23.0	40t	2
1/2*	L	at GB	0	0	0.0	0	0
Totals	11-5		51	960	18.8	67	5

POSTSEASON

Date	W/L	Opp.	Rec	Yds	Avg	Long	TD
1/16*	W	SEA	4	48	12.0	18	0
1/23*	L	GB	2	56	28.0	32	0
Totals	1-1		6	104	17.3	32	0

2011 CHICAGO BEARS

Date	W/L	Opp.	Rec	Yds	Avg	Long	TD
9/11	L	ATL	3	60	20.0	25	0
9/18*	W	at NO	2	45	22.5	30	0
9/25*	W	GB	4	84	21.0	40	0
10/2*	W	CAR	3	48	16.0	22	0
10/10*	L	at DET	2	17	8.5	13	0
10/16	L	MIN	2	41	20.5	22	0
10/23*	W	at TB	3	53	17.7	23	0
11/7*	L	at PHI	1	14	14.0	14	0
11/13*	L	DET	1	18	18.0	18	0
11/20*	L	SD	3	97	32.3	42	1
11/27	L	at OAK	4	145	36.3	81	1
12/4*	W	KC	5	53	10.6	17	0
12/11*	L	at DEN	3	37	12.3	19	0
12/18*	L	SEA	1	15	15.0	15	0

Did not play in Games 15-16 due to injury.

Totals 5-6 37 727 19.6 81 2

*Denotes Game Started



CHICAGO BEARS PLAYERS



60 LANCE LOUIS

Ht: 6-3

Age: 27

Bears Season: 4

Acquired: 7th round of the 2009 draft

Wt: 320

College: San Diego State

NFL Season: 4

GUARD/TACKLE

PRO CAREER: Versatile offensive lineman who has started at right guard and right tackle positions over the last two seasons... Has appeared in 30 career games with 17 starts (11 at RT, 6 at RG)... Made switch to tackle midway through 2011, starting final 11 contests at RT... Saw his first NFL action in his second season (2010) after being inactive for most of his rookie year (2009)... Made his NFL debut and first career start vs. DET (9/12/10).

CAREER TRANSACTIONS: Drafted in the seventh round (246th overall) by Chicago in the 2009 NFL Draft... Signed 4-year contract with the Bears (5/29/09). **SIGNED through 2012**

2011 SEASON: Saw action in 14 games with 13 starts (11 at RT, 2 at RG)... Helped Bears offense eclipse 2,000-yard rushing mark (2,015) for second time in 21 years, while averaging 4.4 yards per carry, highest team total since 1990... Opened season at RG before ankle injury forced him to be inactive for Week 2 at NO (9/18)... DNP Week 3 vs. GB (9/25) and sub in Week 4 vs. CAR (10/2)... Started Week 5 at RG (10/10) before making transition to RT where he started final 11 contests. **GAMES PLAYED-STARTED: 14-13**

PREVIOUS SEASONS: 2010 - Saw action in 16 games, including 4 starts to open the season... Appeared in his first NFL game vs. DET (9/12), starting at RG. **2009** - Did not appear in a game as a rookie, but did dress for three games... Played in preseason games as a reserve offensive lineman.

COLLEGE: Attended San Diego State University (2004-08) where he played in 39 games (19 starts)... Began his collegiate career as a tight end, but moved to the offensive line prior to the start of his junior season... Played in 19 games at TE and 20 games as an offensive lineman... Sat out the 2006 season to recover from a torn ACL... Posted 15 career catches for 195 yards (13.0 avg) and 1 touchdown... As a senior, moved to RG during fall camp prior to the season... Started 11-of-12 games at RG... Saw action in 8 games on the offensive line as a junior... Made his season debut at RG in the opener against Washington State... Granted a medical redshirt between sophomore and junior seasons and spent the year recovering from knee surgery... Appeared in 8 games (4 starts) at tight end as a sophomore... Tallied 9 receptions for 131 yards (14.6 avg) and 1 TD... Missed 4 games due to injury... Hauled in his first career TD against San Jose State... As a freshman, played in 11 games (4 starts), posting at least one catch in the final four games... Finished with 6 receptions for 64 yards (10.7 avg).

PERSONAL: Starred at Landry H.S. in New Orleans... Considered one of the Top-10 tight end prospects by Rivals.com... All-Southwest region honoree... Played on both sides of the ball, tallying 9.0 sacks... Also played basketball... Majored in social science.


LANCE LOUIS' NFL STATISTICS

REGULAR SEASON

GAMES PLAYED-STARTED - 30-17: 2009 (0-0); 2010 (16-4); 2011 (14-13).

POSTSEASON

GAMES PLAYED-STARTED - 2-0: 2010 (2-0).



65 PATRICK MANNELLY

Ht: 6-5

Age: 37

Bears Season: 15

Acquired: 6th round of the 1998 draft

Wt: 265

College: Duke

NFL Season: 15

LONG SNAPPER

PRO CAREER: Enters his 15th NFL season all with the Bears and holds the franchise record for career games played in Chicago (215)... Tied with Doug Buffone (1966-79) and Bill George (1952-65) for most years of service in a Bears uniform (14) and will break record with an appearance during the 2012 regular season... 215 games played are the fourth most among active players with their current team, trailing Detroit's Jason Hanson (311), Tampa Bay's Ronde Barber (225) and Baltimore's Ray Lewis (222)... Only player from 1998 NFL Draft class to still be currently active with team that originally selected him... Has handled the snapping duties in all but nine games during his NFL career... Contributed to Bears setting an NFL record for most consecutive unblocked punts (920) and games without a blocked punt (180) that covered 13 years and was snapped in 2003... Snapped every punt and kick (PAT and FG) attempt for Chicago from 1998-2000 and 2003-10... Has played in all 16 games 11 times in his career while pulling the trigger on 2,002-of-2,078 long-snap attempts during that time... One of the league's top coverage long snappers, notching 78 career special teams tackles, fourth-most by a Bear since 1995 (Brendon Ayanbadejo, 79; Corey Graham, 104; Adrian Peterson, 110).

CAREER TRANSACTIONS: Entered NFL as a sixth-round selection (189th overall) by Chicago in the 1998 NFL Draft... Signed 6-year contract extension with Bears (2/14/05)... Signed 2-year extension (12/27/10). **SIGNED through 2012**

2011 SEASON: Handled long snapping duties in 10 games, while being named special teams captain for fourth consecutive season... Collected 1 special teams tackles... Helped P Adam Podlesh set franchise record in net punting average (40.4) and K Robbie Gould to third best FG mark in franchise history (87.5, 28-of-32). **GAMES PLAYED-STARTED: 16-0**

PREVIOUS SEASONS: 2010 - Special teams captain played in all 16 games for the eighth consecutive year... Tallied 4 special teams tackles. **2009** - Played in all 16 games and was once again Chicago's special teams captain... Helped K Robbie Gould connect on 24-of-28 FG attempts (85.7 percent)... Credited with 2 special teams tackles. **2008** - Saw action in all 16 games and was named Chicago's special teams captain... Bears K Robbie Gould posted the most accurate season in Bears history, connecting on 26-of-29 field goals (89.7%)... Also played a part in P Brad Maynard's NFL-leading 40 punts inside-the-20... Notched 1 special teams tackle. **2007** - Handled the long snapping duties in all 16 games... With his help, kicking game tied for first in the NFC and 2nd in the NFL with 31 field goals made and ranked 4th in the NFC and 7th in the NFL with 126 kicking points... Credited with 4 special teams tackles. **2006** - Competed in all 16 regular season contests and all 3 postseason games as the Bears long snapper... Helped Chicago to 143 kicking points in 2006 (32 field goals, 47 PATs), tops in the NFL... Assisted on 3 special teams tackles during the regular season... Added 2 special teams tackles in the playoffs. **2005** - Played all 16 regular season games and the Divisional Playoff, finishing the year with 5 special teams tackles. **2004** - Snapped every punt and kick attempt in all 16 games while tying for 5th on the team with career-high tying 11 special teams tackles... Tied career-high with 3 special teams tackles vs. PHI (10/3). **2003** - Performed as Chicago's long snapper in all 16 games and posted 1 special teams tackle... Recovered fumble on special teams in season opener at SF (9/7). **2002** - Served as Chicago's long snapper in 14 games, missing 2 contests due to injury, and ranked 6th on the team by equaling a career-high with 11 special teams tackles... Snapped all punt and kick attempts during Games 1-5 and 8-16; Inactive Games 6-7 due to knee injury suffered during bye-week practice... Tied career-high with 3 special teams tackles at BUF (9/29)... Inactive at DET (10/20) and at MIN (10/27) due to knee injury... Returned to lineup vs. PHI (11/3) and equaled career-high with 3 special teams tackles... Recorded 2 special teams tackles vs. NE (11/20). **2001** - Handled long snapping duties in 15 contests, missing first career game and ending his 51-game streak of snapping every Bears punt and kick attempt... Tied career-high with 3 special teams tackles vs. MIN (9/23) in his 50th NFL game... Suffered sprained ankle during the week leading up to game vs. ARZ (10/14) causing him to be inactive for the first time in his career... Returned



CHICAGO BEARS PLAYERS

to action at CIN (10/21)... Made postseason debut in Divisional Playoff vs. PHI (1/19/02). **2000** - Snapped every punt and kick attempt in all 16 games for the third consecutive year as the Bears did not have a single punt or kick block... Ranked 10th on team with 6 special teams tackles. **1999** - Snapped every punt and kick attempt in all 16 games while tying for 6th on the team with 8 special teams tackles... Set career-high with 3 special teams tackles at STL (12/26). **1998** - One of 4 rookies to play all 16 games for Chicago during the season, snapping every punt and kick attempt... Tied for 6th on team with career-high equaling 11 special teams tackles... Made NFL debut vs. JAX (9/6).

COLLEGE: Spent 5 years as the long snapper at Duke (1993-97) while starting on the offensive line for the last 2... Performed steadily at LT in 1997 as a fifth-year senior... Took a medical redshirt due to infected lymph nodes after playing 1 game during his senior season in which he was projected as a pre-season all-ACC selection... Established himself as one of ACC's best blockers while starting all 11 games at LG as a junior... Played all 12 games as long snapper and reserve DE as a sophomore, but switched to O-Line following the team's Hall of Fame Bowl appearance... Team's long snapper for all 11 games as a true freshman... Majored in history.

PERSONAL: Atlanta area Lineman-of-the-Year at Marist H.S. in Marietta, GA where he earned 3 letters in football and 2 in basketball... Played in Georgia-Florida all-star game... Began his instruction in the art of long-snapping at the age of 13 from veteran NFL coach and family friend Rod Dowhower (then of the Atlanta Falcons) whose son also attended Marist... Created personal website - www.longsnapper.com, - to provide personal information on himself and instruction on how to become a successful long snapper... The youngest of 2 sons of Jay and Patty... Brother, Bernard, played football at Notre Dame from 1988-92... He and wife, Tamara, the daughter of former Major League Baseball pitcher Tommy John, have 1 daughter, Tyler... State spokesman for American Lung Association's Athletes and Asthma program.

PATRICK MANNELLY'S NFL STATISTICS

REGULAR SEASON

GAMES PLAYED-STARTED - 215-0: 1998 (16-0); 1999 (16-0); 2000 (16-0); 2001 (15-0); 2002 (14-0); 2003 (16-0); 2004 (16-0); 2005 (16-0); 2006 (16-0); 2007 (16-0); 2008 (16-0); 2009 (16-0); 2010 (16-0); 2011 (10-0).

Special Teams Tackles -- 78: 1998 (11); 1999 (8); 2000 (6); 2001 (9); 2002 (11); 2003 (1); 2004 (11); 2005 (5); 2006 (3); 2007 (4); 2008 (1); 2009 (3); 2010 (4); 2011 (1).

POSTSEASON

GAMES PLAYED-STARTED - 7-0: 2001 (1-0); 2005 (1-0); 2006 (3-0); 2010 (2-0).



15 BRANDON MARSHALL

Ht: 6-4

Age: 28

Bears Season: 1

Acquired: Trade with MIA in 2012

Wt: 230

College: Central Florida

NFL Season: 7

WIDE RECEIVER

PRO CAREER: A three-time Pro Bowler (2008, 2009 and 2011) who has hauled in 494 receptions for 6,247 yards (12.6 ypc) with 34 touchdowns in six seasons with the Denver Broncos (2006-2009) and Miami Dolphins (2010-11)... His 6,247 receiving yards are seventh in the NFL since 2006 and 494 receptions during that time are eighth... One of three players in the NFL (Larry Fitzgerald and Roddy White) to have over 1,000 yards receiving in each of the last five years... One of four players in the NFL (Fitzgerald, Wes Welker and White) to have 80-plus receptions in each of the last five seasons... Three seasons with 100-plus receptions (2007-09) ranks tied for fourth in NFL history... 1,325 receiving yards in 2007 rank fourth in Broncos single-season history and 1,265 in 2008 are sixth... Holds three of Broncos top-five marks for single-season receptions with 104 in 2008 (second), 102 in 2007 (third) and 101 in 2009 (tied for fourth)... 1,214 receiving yards in 2011 rank fifth in Dolphins single-season annals... Owns two of Dolphins top-five single-season receptions marks with 86 in 2010 (tied for second) and 81 in 2009 (fifth)... Set an NFL single-game record with 21 receptions at IND (12/13/09)... Set an NFL record for catches (55) in a five-game period (12/9/07 - 9/14/08)... 19 games of 100 or more receiving yards (10 in Denver and 9 in Miami)... Has had at least one reception in his last 83 consecutive games... Set Pro Bowl record with four touchdowns catches to go along with 176 receiving yards on six receptions, en route to being named 2012 Pro Bowl MVP.

HONORS AND AWARDS: 2011 - Pro Bowl (MVP). 2009 - Pro Bowl; All-Pro; AFC Offensive Player of the Week (Week 14). 2008 - Pro Bowl; AFC Offensive Player of the Week (Week 2).

CAREER TRANSACTIONS: Entered NFL as a fourth-round selection (119th overall) by Denver in the 2006 NFL Draft... Resigned by Broncos to 1-year deal (4/13/10)... Traded by Broncos to Dolphins (4/14/10)... Signed 4-year extension with Dolphins (4/14/10)... Traded by Dolphins to Bears (3/13/12). **SIGNED through 2014**

2011 SEASON: Led Dolphins with 81 receptions for 1,214 receiving yards (10.0 ypc) with six touchdowns while starting all 16 contests... 81 receptions ranked tied for 10th in NFL and tied for third in AFC... 1,214 receiving yards ranked 10th in the NFL and third in the AFC... Topped 80 receptions and 1,000 receiving yards for fifth straight season... Led the team in receptions ten times and in reception yardage 12 times... Posted five 100-yard receiving games... Added a 13-yard run. **GAMES PLAYED-STARTED: 16-16**

PREVIOUS SEASONS: 2010 - Finished first on the Dolphins in receptions (86) and in receiving yardage (1,014 yards) with three touchdowns... Ranked tied for second in the AFC and tied for sixth in the NFL in receptions and was seventh in the AFC in reception yardage... Posted four 100-yard receiving games... Led the Dolphins in receptions nine times and in receiving yardage eight times... Started 14 games and was inactive twice vs. CLE (12/5) and at OAK (11/28) due to a hamstring injury. 2009 - Tied for third in the NFL with 101 receptions, ranked 14th with 1,120 receiving yards and tied for seventh with 10 touchdown catches... Posted three 100-yard receiving games... Added 39 rushing yards on seven carries... Appeared in 15 games with 13 starts; Inactive vs. KC (1/3). 2008 - Started all 15 games for Denver in which he appeared, finishing third in the NFL in receptions (104) and seventh in receiving yards (1,265) along with six touchdown catches... Posted three 100-yard receiving games... Suspended by the NFL for the season opener at OAK (9/8). 2007 - Started all 16 games and finished fifth in the NFL in receptions (102 receptions) and sixth in receiving yards (1,325) with seven touchdown catches... 102 receptions marked the third most by a second-year player in NFL history... Posted four 100-yard receiving games... Added career-high 57 rushing yards on five carries. 2006 - Saw action in 15 games including one start, totaling 20 catches for 309 yards (15.5 avg) with two touchdowns... Rushed twice for 12 yards and contributed six special-teams stops... Inactive for the season opener at STL with knee injury.



CHICAGO BEARS PLAYERS

COLLEGE: Started 21 career games at wide receiver for the University of Central Florida (2002-05) and added seven starts at safety for the school during his junior year... Played 44 career games at UCF, posting 112 receptions for 1,674 yards (14.9 avg.) with 13 touchdowns... Recorded 52 tackles (31 solo), one interception, 0.5 sacks, two pass breakups and one forced fumble defensively as a member of the Golden Knights defense... Led UCF with career highs in receptions (74), receiving yards (1,195, which ranks second in school history) and receiving touchdowns (11) in 13 games (12 starts) as a senior to earn second-team All-Conference USA honors.

PERSONAL: Prepped at Lake Howell High School in Winter Park, FL, where he was chosen as an All-State selection and was named the Seminole County Utility Player of the Year... Accounted for 1,506 yards of total offense as a senior, gaining 1,056 yards through the air and 450 on the ground... Threw 11 touchdowns and also scored four defensively (two interception returns and two fumble returns)... Named MVP of the all-Central Florida game... Lettered in basketball and track three times... Won the Class 3A state triple-jump championship with a jump of 48-feet, six-and-three-quarter inches as a senior... Had another 48-foot jump to win the triple jump at the Golden South track and field event... An active member of the Kappa Psi fraternity and the group's charity work... Working on a project to restore Larimer Park in Pittsburgh, where he resides... Restores vintage automobiles... Majored in liberal studies at Central Florida... Married to wife, Michi.

MARSHALL

BRANDON MARSHALL'S NFL STATISTICS

REGULAR SEASON

Year	Team	GP-GS	Rec	Yds	Avg	Lg	TD	Rush	Yds	Avg	Lg	TD	STT
2006	Denver	15 - 1	20	309	15.5	71t	2	2	12	6.0	6	0	6
2007	Denver	16 - 16	102	1,325	13.0	68t	7	5	57	11.4	24	0	0
2008	Denver	15 - 15	104	1,265	12.2	47	6	2	-4	-2.0	7	0	0
2009	Denver	15 - 13	101	1,120	11.1	75t	10	7	39	5.6	14	0	0
2010	Miami	14 - 14	86	1,014	11.8	46	3	2	3	1.5	4	0	0
2011	Miami	16 - 16	81	1,214	15.0	65t	6	1	13	13.0	13	0	0
NFL Totals		91 - 75	494	6,247	12.6	75t	34	19	120	6.3	24	0	6

ADDITIONAL STATS: Passing: Career (0 for 1, 2 sacks for 9 yards).

SEASON / CAREER / PLAYOFF HIGHS

	2011	Career	Playoff
Receptions	8, at KC (11/6)	21, at IND (12/13/09)	None
Receiving Yards	143, at NE (12/24)	200, at IND (12/13/09)	None
Longest Reception	65t, at BUF (12/18)	75t, at WAS (11/15/09)	None
Receiving TDs	1, six times	2, five times	None

BEARS HEAD COACHES

		Overall	Regular	Post-season
Seasons		W-L-T	W-L-T	W-L
George Halas	1920-29; 33-42; 46-55; 58-67	324-151-31	318-148-31	6-3
Ralph Jones	1930-32	24-10-7	24-10-7	None
"Hunk" Anderson / Luke Johnsos	1942-45	24-12-2	23-11-2	1-1
John "Paddy" Driscoll	1956-57	14-10-1	14-9-1	0-1
Jim Dooley	1968-71	20-36-0	20-36-0	None
Abe Gibron	1972-74	11-30-1	11-30-1	None
Jack Pardee	1975-77	20-23-0	20-22-0	0-1
Neill Armstrong	1978-81	30-35-0	30-34-0	0-1
Mike Ditka	1982-92	112-68-0	106-62-0	6-6
Dave Wannstedt	1993-98	41-57-0	40-56-0	1-1
Dick Jauron	1999-2003	35-46-0	35-45-0	0-1
Lovie Smith	2004-Present	74-60-0	71-57-0	3-3

BRANDON MARSHALL'S GAME-BY-GAME OFFENSIVE STATS 33-42 Regular Season Starting Record (0-0 Postseason)

2006 DENVER BRONCOS

Date	W/L	Opp.	Rec	Yds	Avg	Long	TD
9/17	W	KC	0	0	-	-	0
9/24	W	at NE	0	0	-	-	0
10/9	W	BAL	0	0	-	-	0
10/15	W	OAK	0	0	-	-	0
10/22	W	at CLE	2	22	11.0	13	1
10/29	L	IND	0	0	-	-	0
11/5	W	at PIT	0	0	-	-	0
11/12	W	at OAK	0	0	-	-	0
11/19	L	SD	1	33	33.0	33	0
11/23	L	at KC	3	21	7.0	9	0
12/3	L	SEA	1	71	71.0	71	1
12/10	L	at SD	2	19	9.5	13	0
12/17	W	at ARZ	5	58	11.6	17	0
12/24*	W	CIN	4	65	16.3	36	0
12/31	L	SF	2	20	10.0	19	0
Totals	1-0		20	309	15.5	71	2

2007 DENVER BRONCOS

Date	W/L	Opp.	Rec	Yds	Avg	Long	TD
9/9*	W	at BUF	5	52	10.4	19	1
9/16*	W	OAK	5	82	16.4	22	0
9/23*	L	JAX	7	133	19.0	49	0
9/30*	L	at IND	3	23	7.7	12	1
10/7*	L	SD	7	72	10.3	26	0
10/21*	W	PIT	6	77	12.8	22	0
10/29*	L	GB	3	74	24.7	35	0
11/4*	L	at DET	9	96	10.7	16	0
11/11*	W	at KC	6	85	14.2	38	0
11/19*	W	TEN	4	56	14.0	41	1
11/25*	L	at CHI	4	97	24.3	68	1
12/2*	L	at OAK	6	67	11.2	32	0
12/9*	W	KC	10	115	11.5	22	2
12/13*	L	at HOU	11	107	9.7	17	0
12/24*	L	at SD	6	75	12.5	27	1
12/30*	W	MIN	10	114	11.4	17	1
Totals	7-9		102	1,325	13.0	68	7

2008 DENVER BRONCOS

Date	W/L	Opp.	Rec	Yds	Avg	Long	TD
9/14*	W	SD	18	166	9.2	34	1
9/21*	W	NO	6	155	25.8	35	1
9/28*	L	at KC	7	77	11.0	21	1
10/5*	W	TB	3	25	8.3	13	0
10/12*	L	JAX	9	98	10.9	21	0
10/20*	L	at NE	6	77	12.8	20	0
11/2*	L	MIA	2	27	13.5	14	0
11/6*	W	at CLE	6	89	14.8	34	1
11/16*	W	at ATL	6	89	14.8	47	0
11/23*	L	OAK	4	84	21.0	32	0
11/30*	W	at NYJ	5	55	11.0	20	0
12/7*	W	KC	11	91	8.3	21	2
12/14*	L	at CAR	5	48	9.6	19	0
12/21*	L	BUF	10	129	12.9	24	0
12/28*	L	at SD	6	55	9.2	17	0
Totals	7-8		104	1,265	12.2	47	6

2009 DENVER BRONCOS

Date	W/L	Opp.	Rec	Yds	Avg	Long	TD
9/13	W	at CIN	4	27	6.8	9	0
9/20*	W	CLE	3	34	11.3	25	0
9/27	W	at OAK	5	67	13.4	23	1
10/4*	W	DAL	4	91	22.8	51	1
10/11*	W	NE	8	64	8	13	2
10/19*	W	at SD	5	49	9.8	15	0
11/1*	L	at BAL	4	24	6	9	0
11/9*	L	PIT	11	112	10.2	18	0
11/15*	L	at WAS	5	134	26.8	75	2
11/22*	L	SD	3	26	8.7	22	0
11/26*	W	NYG	6	86	14.3	33	0
12/6*	W	at KC	7	94	13.4	49	1
12/13*	L	at IND	21	200	9.5	23	2
12/20*	L	OAK	7	73	10.4	24	1
12/27*	L	at PHI	8	39	4.9	9	0
Totals	6-7		101	1,120	11.1	75	10

2010 MIAMI DOLPHINS


Date	W/L	Opp.	Rec	Yds	Avg	Long	TD
9/12*	W	at BUF	8	53	6.6	13	0
9/19*	W	at MIN	4	71	17.8	46	0
9/26*	L	NYJ	10	166	16.6	40	1
10/4*	L	NE	5	50	10.0	19	0
10/17*	W	at GB	10	127	12.7	23	0
10/24*	L	PIT	5	57	11.4	19	0
10/31*	W	at CIN	5	64	12.8	25	0
11/7*	L	at BAL	5	30	6.0	21	0
11/14*	W	TEN	3	34	11.3	16	0
11/18*	L	CHI	3	41	13.7	18	0
12/12*	W	at NYJ	2	16	8.0	10	1
12/19*	L	BUF	11	106	9.6	16	1
12/26*	L	DET	10	102	10.2	14	0
1/2*	L	at NE	5	97	19.4	35	0
Totals	6-8		86	1,014	11.8	46	3

2011 MIAMI DOLPHINS

Date	W/L	Opp.	Rec	Yds	Avg	Long	TD
9/12*	L	NE	7	139	19.9	31	0
9/18*	L	HOU	6	79	13.2	29	1
9/25*	L	at CLE	4	43	10.8	15	0
10/2*	L	at SD	5	52	10.4	14	0
10/17*	L	at NYJ	6	109	18.2	46	0
10/23*	L	DEN	6	61	10.2	16	0
10/30*	L	at NYG	4	55	13.8	20	0
11/6*	W	at KC	8	106	13.3	30	1
11/13*	W	WAS	7	98	14.0	26	0
11/20*	W	BUF	1	5	5.0	5	0
11/24*	L	at DAL	5	103	20.6	39	1
12/4*	W	OAK	4	60	15.0	38	0
12/11*	L	PHI	4	27	6.8	16	1
12/18*	W	at BUF	3	84	28.0	65	1
12/24*	L	at NE	6	143	23.8	47	1
1/1*	W	NYJ	5	50	10.0	19	0
Totals	6-10		81	1,214	15.0	65	6



CHICAGO BEARS PLAYERS



70 JOHN McCARGO

Ht: 6-2

Wt: 307

Age: 28

College: North Carolina State

Bears Season: 1

NFL Season: 7

Acquired: Unrestricted free agent in 2012 (TB)

DEFENSIVE TACKLE

PRO CAREER: Played in 40 games with the Buffalo over 5 seasons (2006-10) and played in 4 games for Tampa Bay (2011)... Has collected 52 tackles (35 solo), 2.5 sacks, 1 FF and 1 FR... Also has 5 PDs.

CAREER TRANSACTIONS: Drafted in the first round (28th overall) by the Bills in the 2006 NFL draft... Signed a 5-year contract with the Bills (7/29/06)... Signed by the Buccaneers (8/20/11)... Waived from Tampa Bay (9/2/11)... Signed by the Buccaneers (11/8/11)... Waived by Tampa Bay (11/9/11)... Signed by the Bucs (11/14/11)... Waived by Tampa Bay (5/4/12)... Signed a 1-year deal with Chicago (5/11/12).

2011 SEASON: Appeared in 4 games with the Bucs recording 5 tackles (3 solo).

PREVIOUS SEASONS: 2010 - Played in 1 game for Buffalo, assisting in 1 tackle. **2009** - Made an appearance in 11 games with 1 start in Buffalo. Recorded 11 tackles on the year. **2008** - Played in 7 games. **2007** - Played in all 16 games while tallying 29 tackles (20 solo), 2.5 sacks, 1 FF and 1 FR... Also added 4 PDs. **2006** - As a rookie played in 5 games while making 6 tackles (5 solo)... Added a PD.

COLLEGE: Started 29-of-30 games for North Carolina State... Totaled 134 tackles (88 solo)... Added 29 TFLs and 4 sacks... As a junior, started 6-of-10 games... Recorded 35 tackles (23 solo)... Missed 5 games due to a stress fracture in his foot... Was named Academic all-ACC as a sophomore... Started 10-of-11 games... Tallied 47 tackles (32 solo) and 5 TFLs... Honorable mention all-ACC as a redshirt freshman... Started all 10 games... Totaled 52 tackles (33 solo), 14 TFLs and 3 sacks... Was named a Freshman All-American.

PERSONAL: At Randolph Henry H.S., recorded 60 tackles and 6 sacks as a senior... Caused 4 FF and recovered 3... Had 98 carries for 648 yards and 6 TDs while playing fullback... Named first-team all-State. Also played baseball, basketball and ran track.

JOHN McCARGO'S NFL STATISTICS

REGULAR SEASON

		Tackles							Interceptions				Fumbles			Misc.		
Year	Team	GP	GS	Tot	S	A	Sk	Yds	No	Yds	Lg	TD	PD	FF	FR	Yds	TFL	STT
2006	Buffalo	5	0	6	5	1	0	0	0	0	-	0	1	0	0	0	n/a	0
2007	Buffalo	16	0	29	20	9	2.5	14	0	0	-	0	4	1	1	0	n/a	0
2008	Buffalo	7	0	0	0	0	0	0	0	0	-	0	0	0	0	0	n/a	0
2009	Buffalo	11	1	11	7	4	0	0	0	0	-	0	0	0	0	0	n/a	0
2010	Buffalo	1	0	1	0	1	0	0	0	0	-	0	0	0	0	0	n/a	0
2011	Tampa Bay	4	0	5	3	2	0	0	0	0	-	0	0	0	0	0	n/a	0
NFL totals		44	1	52	35	17	2.5	14	0	0	-	0	5	1	1	0	n/a	0

SEASON / CAREER / PLAYOFF HIGHS

	2011	Career	Playoff
Tackles	3, at TEN (11/27).....	5, two times.....	None
Solos	1, three times.....	3, four times.....	None
Forced Fumbles	None.....	1, at NE (9/23/07).....	None
Fumble Recoveries	None.....	1, at NE (9/23/07).....	None



12

JOSH
McCOWN**Ht:** 6-4**Wt:** 213**Age:** 33**College:** Sam Houston State**Bears Season:** 2**NFL Season:** 10**Acquired:** Waived free agent in 2011 (SF)

QUARTERBACK

PRO CAREER: Spent nine seasons in the NFL between Arizona (2002-05), Detroit (2006), Oakland (2007), Miami (2008), Carolina (2008-09) and San Francisco (2011) and Chicago (2011)... Has started 33 of 50 games played, completing 645 of 1,113 passing attempts (58.0 percent) for 6,998 yards, 37 TDs and 44 INTs for a 71.2 passer rating... Has added 637 rushing yards and 3 TDs on 139 attempts (4.6 ypc)... Has 3 receptions for 10 yards (3.3 ypr).

CAREER TRANSACTIONS: Selected by Arizona in the third round (81st overall) of the NFL Draft (4/20/02)... Signed as an unrestricted free agent by Detroit (3/20/06)... Traded by Detroit to Oakland in exchange for a 2007 fourth-round draft choice (4/28/07)... Signed as an unrestricted free agent by Miami (3/1/08)... Traded by Miami to Carolina in exchange for a 2009 seventh-round draft choice (8/30/08)... Placed on injured reserve with an injured left knee and left foot by Carolina (9/15/09)... Signed 1-year contract with San Francisco (8/17/11)... Cut by the 49ers (9/3/11)... Signed 1-year contract with Chicago (11/23/11)... Signed 1-year contract with Bears (3/19/12). **SIGNED through 2012**

2011 SEASON: Appeared in 3 games, making 2 starts for Chicago... Completed 35 of 55 pass attempts for a career-high 63.6 completion percentage... 414 passing yards with 2 TDs and 4 INTs... Added 68 rushing yards on 12 attempts (5.7 ypc). **GAMES PLAYED-STARTED: 3-2**

PREVIOUS SEASONS: 2010 - Was declared a free agent in March but did not sign with an NFL team. **2009** - Saw action in 1 game with Carolina... Completed 1-of-6 passes for 2 yards. **2008** - Played in 2 regular season games for Carolina, but did not have any passing attempts. **2007** - Started all 9 games he played for Oakland... Completed 111-of-190 passes for 1,151 yards and 10 touchdowns with 11 interceptions to generate a 69.4 quarterback rating... Carried 29 times for 143 yards. **2006** - Played in 2 games for Detroit, recording 2 catches for 15 yards from QB Jon Kitna against the Patriots (12/3). **2005** - Played in 9 games with 6 starts for Arizona... Completed 163-of-270 passes for 1,836 yards and 9 touchdowns with 11 interceptions to register a 74.9 quarterback rating... Gained 139 yards rushing on 29 carries. **2004** - Started 13 of the 14 games he played for Arizona... Completed 233-of-408 passes for 2,511 yards and 11 touchdowns with 10 interceptions to attain a 74.1 quarterback rating... Established career highs for games played, starts attempts, completions, yards and touchdowns... Notched 112 yards rushing and 2 TDs on 36 attempts. **2003** - Played in 8 games with 3 starts for Arizona... Completed 95-of-166 passes for 1,018 yards and 5 TDs with 6 INTs to post a 70.3 quarterback rating... Rushed for a career-high 158 yards and 1 touchdown on 28 carries. **2002** - Played in 2 games... Completed 7-of-18 passes for 66 yards with no touchdowns and 2 INTs... Added 1 rush for 20 yards.

COLLEGE: Finished career at Sam Houston State after playing first three seasons at Southern Methodist... Between the two schools, combined to complete 599-of-1,093 passes for 7,503 yards and 59 touchdowns with 46 interceptions... Majored in history.

PERSONAL: Attended Jacksonville (Texas) HS... Younger brother, Luke, played quarterback at Louisiana Tech, was a fourth-round draft choice of Cleveland in 2004 and is now with the New Orleans Saints.



JOSH McCOWN'S NFL STATISTICS

REGULAR SEASON

Year	Team	GP-GS	Att	Cmp	Pct	Yds	Yds/Att	TD	Int	Lg	Sk-Yds	Rating
2002	Arizona	2-0	18	7	38.9	66	3.7	0	2	26	5-50	10.2
2003	Arizona	8-3	166	95	57.2	1018	6.1	5	6	60t	25-174	70.3
2004	Arizona	14-13	408	233	57.1	2511	6.2	11	10	48	31-263	74.1
2005	Arizona	9-6	270	163	60.4	1836	6.8	9	11	49	18-101	74.9
2006	Detroit	2-0	0	0	-	0	-	0	0	-	0-0	-
2007	Oakland	9-9	190	111	58.4	1151	6.1	10	11	46	14-92	69.4
2008	Carolina	2-0	0	0	-	0	-	0	0	-	0-0	-
2009	Carolina	1-0	6	1	16.7	2	0.3	0	0	2	1-6	39.6
2011	Chicago	3-2	55	35	63.6	414	7.5	2	4	49	7-43	68.3
NFL totals		50-33	1113	645	58.0	6,998	6.3	37	44	60t	101-729	71.2

Record as Starter: 13-20 (.394) - 2003 (1-2), 2004 (6-7) 2005 (3-3), 2007 (2-7), 2011 (1-1).

ADDITIONAL STATS: Receptions - 3 for 10 yards, long of 8: 2004 (1 for -5), 2005 (2 for 15, long of 8), **Fumbles-Lost -- (41-14):** 2002 (1-1), 2003 (10-2), 2004 (12-5), 2006 (0-0), 2007 (11-3), 2008 (0-0), 2009 (0-0), 2011 (2-0).

Year	Team	Rush	Yds	Avg	Lg	TD
2002	Arizona	1	20	20.0	20	0
2003	Arizona	28	158	5.6	16t	1
2004	Arizona	36	112	3.1	12	2
2005	Arizona	29	139	4.8	12	0
2006	Detroit	0	0	-	-	0
2007	Oakland	29	143	4.9	24	0
2008	Carolina	4	-3	-0.8	0	0
2011	Chicago	12	68	5.7	28	0
NFL totals		139	637	4.6	28	3

SEASON / CAREER / PLAYOFF HIGHS

	2011	Career	Playoff
Attempts	28, at GB (12/25).....	46, two times.....	None
Completions	19, at GB (12/25).....	32, vs. SF (10/2/05).....	None
Passing Yards	242, at GB (12/25).....	398, vs. CAR (10/9/05).....	None
TD Passes	1, two times.....	3, three times.....	None
Interceptions	2, at GB (12/25).....	3, three times.....	None
Longest Completion	49, at GB (12/25).....	60t, at SEA (12/21/03).....	None

JOSH McCOWN'S GAME-BY-GAME PASSING 13-21 Regular Season Starting Record (0-0 Postseason Record)

2002 ARIZONA CARDINALS

Date	W/L	Opp.	Att	Cmp	Yds	Pct.	TD	INT	Lg	Sk/Lst	Rtg
12/1	L	at KC	12	4	45	33.3	0	1	26	3/27	10.8
12/29	L	at DEN	6	3	21	50.0	0	1	8	2/23	18.8
Totals	0-0		18	7	66	38.9	0	2	26	5/50	10.2

2003 ARIZONA CARDINALS

Date	W/L	Opp.	Att	Cmp	Yds	Pct.	TD	INT	Lg	Sk/Lst	Rtg
9/14	L	SEA	32	18	150	56.3	0	2	14	2/12	42.4
9/28	L	at STL	4	3	47	75.0	0	0	31	0/0	113.5
11/16	L	at CLE	11	4	31	36.4	0	2	12	0/0	5.3
11/23	L	STL	1	0	0	0.0	0	0	-	0/0	39.6
12/7	L	at SF	20	11	120	55.0	2	0	35	2/13	106.3
12/14*	L	CAR	25	14	172	56.0	0	1	24	5/26	60.8
12/21*	L	at SEA	40	25	274	62.5	1	0	60t	8/54	91.0
12/28*	W	MIN	33	20	224	60.6	2	1	37	8/69	88.4
Totals	1-2		166	95	1,018	57.2	5	6	60t	25/174	70.3

2004 ARIZONA CARDINALS

Date	W/L	Opp.	Att	Cmp	Yds	Pct.	TD	INT	Lg	Sk/Lst	Rtg
9/12*	L	at STL	29	18	181	62.1	0	0	37	2/24	79.8
9/19*	L	NE	29	13	160	44.8	0	2	42	5/43	33.7
9/26*	L	at ATL	26	20	198	76.9	0	0	33	5/53	97.9
10/3*	W	NO	18	12	157	66.7	0	0	29	2/16	94.0
10/10*	L	at SF	34	19	231	55.9	3	1	35	2/14	94.1
10/24*	W	SEA	36	22	212	61.1	1	1	39	2/16	75.2
10/31*	L	at BUF	24	9	101	37.5	1	0	28t	3/16	64.8
11/7*	W	at MIA	31	18	162	58.1	1	0	48	1/13	83.0
11/14*	W	NYG	24	12	90	50.0	0	0	16	2/16	59.4
11/28	L	NYJ	10	5	62	50.0	0	2	18	0/0	30.0
12/12*	L	SF	44	26	307	59.1	0	1	40	1/8	70.9
12/19*	W	STL	34	22	287	64.7	2	0	36	2/16	110.8
12/26*	L	at SEA	33	21	248	63.6	3	2	31t	4/28	91.5
1/2*	W	TB	36	16	115	44.4	0	1	16	0/0	40.9
Totals	6-7		408	233	2,511	57.1	11	10	48	31/263	74.1

2005 ARIZONA CARDINALS

Date	W/L	Opp.	Att	Cmp	Yds	Pct.	TD	INT	Lg	Sk/Lst	Rtg
9/11	L	at NYG	10	5	52	50.0	0	1	19	0/0	25.8
9/25	L	at SEA	23	10	97	43.5	0	1	24	2/17	37.8
10/2*	W	SF	46	32	385	69.6	2	0	41	3/19	109.4
10/9*	L	CAR	46	29	398	63.0	2	3	49	1/2	78.0
10/23*	W	TEN	28	12	140	42.9	1	1	34t	4/22	55.7
10/30*	L	at DAL	33	16	161	48.5	1	2	44t	3/19	47.7
12/18	L	at HOU	4	1	12	25.0	0	1	12	0/0	0.0
12/24*	W	PHI	38	27	294	71.1	2	1	45	2/9	100.1
1/1*	L	at IND	42	31	297	73.8	1	1	25t	3/13	91.1
Totals	3-3		270	163	1,836	60.4	9	11	49	18/101	74.9

2006 DETROIT LIONS

Date	W/L	Opp.	Att	Cmp	Yds	Pct.	TD	INT	Lg	Sk/Lst	Rtg
11/19	L	at ARZ	0	0	0	-	0	0	-	0/0	-
12/3	L	at NE	0	0	0	-	0	0	-	0/0	-

2007 OAKLAND RAIDERS

Date	W/L	Opp.	Att	Cmp	Yds	Pct.	TD	INT	Lg	Sk/Lst	Rtg
9/9*	L	DET	40	30	313	75.0	2	2	42	3/30	93.0
9/16*	L	at DEN	16	8	73	50.0	1	3	46t	4/20	44.0
9/23*	W	CLE	12	6	108	50.0	1	0	41t	1/5	109.0
11/4*	L	HOU	27	13	158	48.1	1	3	32	1/1	39.4
11/11*	L	CHI	27	14	108	51.9	0	1	14	3/22	46.5
12/2*	W	DEN	21	14	141	66.7	3	0	26	0/0	125.2
12/9*	L	at GB	15	7	110	46.7	1	2	29	0/0	54.2
12/16*	L	IND	24	13	94	54.2	1	0	12	0/0	77.4
12/23*	L	at JAX	8	6	46	75	0	0	11	2/14	88.5
Totals	2-7		190	111	1,151	58.4	10	11	46t	14/92	69.4

2008 CAROLINA PANTHERS

Date	W/L	Opp.	Att	Cmp	Yds	Pct.	TD	INT	Lg	Sk/Lst	Rtg
9/28	W	ATL	0	0	0	-	0	0	-	0/0	-
10/5	W	KC	0	0	0	-	0	0	-	0/0	-

2009 CAROLINA PANTHERS

Date	W/L	Opp.	Att	Cmp	Yds	Pct.	TD	INT	Lg	Sk/Lst	Rtg
9/13	L	PHI	6	1	2	16.7	0	0	2	1/6	39.6

2011 CHICAGO BEARS

Date	W/L	Opp.	Att	Cmp	Yds	Pct.	TD	INT	Lg	Sk/Lst	Rtg
12/18	L	SEA	2	1	12	50.0	0	1	12	0/0	29.2
12/25*	L	at GB	28	19	242	67.9	1	2	49	0/0	76.8
1/1*	W	at MIN	25	15	160	60.0	1	1	22t	7/43	75.4
Totals	1-2		55	35	414	63.6	2	4	49	7/43	68.3



69 HENRY MELTON

Ht: 6-3

Age: 25

Bears Season: 4

Acquired: 4th round of the 2009 draft

Wt: 295

College: Texas

NFL Season: 4

DEFENSIVE LINEMAN

PRO CAREER: Had breakout season in first year as a starter along Bears defensive line (2011), registering 7 sacks - which ranked tied for third in NFL among defensive tackles and tops in the NFC... Has 9.5 sacks, 4 TFLs, 33 tackles, a forced fumble and fumble recovery in 31 career games (15 starts) in two seasons (2010-11) after seeing his rookie season in 2009 derailed by injury... Has added 1 PBU and 6 special teams tackles.

CAREER TRANSACTIONS: Drafted in the fourth round (105th overall) by the Bears in the 2009 NFL Draft... Agreed to a 4-year contract with Chicago (5/29/09). **SIGNED through 2012**

2011 SEASON: Started all 15 games played, leading all NFC defensive tackles with seven sacks, which also ranked tied for third among the position in the NFL... 42 sack yards were tied for second among NFL defensive tackles... Had 16 tackles and 4 TFLs... Registered first career multi-sack game in Week 1 vs. ATL (9/11)... Inactive Week 15 vs. SEA due to shin injury.

GAMES PLAYED-STARTED: 15-15

PREVIOUS SEASONS: 2010 - Made an immediate impact as a reserve defensive lineman, playing in all 16 games... Saw action at both defensive end and defensive tackle, picking up 17 tackles (9 solo) and 2.5 sacks... Added 1 PBU, 1 forced fumble and 1 fumble recovery... Credited with 6 special teams tackles. **2009** - Played in the preseason, but was placed on Injured Reserve (9/5) prior to the season opener.

COLLEGE CAREER: Versatile former running back who switched to defensive end during his career at Texas (2005-08)... Played in 49 games (24 at defensive end and 25 at running back) with 11 starts (10 at DE and 1 at RB)... Registered 40 tackles, 4.0 sacks, 11 TFLs, 20 QB pressures, 3 PBUs, 2 forced fumbles, 2 fumble recoveries and a blocked FG... Tabbed honorable mention all-Big 12 by the league's coaches as a senior... Rushed for 625 yards and 16 TDs on 132 carries (4.7 ypc) during his first two seasons with the Longhorns... As a senior, appeared in all 13 games (10 starts) at defensive end... Tabbed honorable mention all-Big 12 by the league's coaches, posting 29 tackles, 4.0 sacks, 10 TFLs, 17 QB pressures, 2 PBUs, 1 forced fumble, 1 fumble recovery and 1 blocked FG... Added three tackles, including two TFLs, and two QB pressures in UT's 24-21 victory over No. 10 Ohio State in the Fiesta Bowl... As a junior, saw action in 10 games at defensive end after playing on offense his first two seasons... Credited with 11 tackles, 1 TFL, 3 QB pressures, 1 PBU, 1 forced fumble, 1 fumble recovery and 3 special teams stops... During sophomore season, saw action in all 13 games, 12 at RB and 1 on defense... Rushed for 193 yards on 45 carries (4.3 avg) to go along with 6 TDs... Gained 63 yards on a career-high 19 carries with two TDs in his first-career start against Sam Houston State... Played in all 13 games at running back as a freshman... Ran for 432 yards on 87 carries to go along with 10 TDs... His 10 rushing TDs ranked third on UT's all-time freshman list... Tallied three multi-TD games... Scored 2 TDs and posted 34 yards on 13 carries in the Big 12 Championship Game.

PERSONAL: Four-year letterman at Grapevine H.S.... Second-team all-USA selection by *USA Today* in 2004... An all-district pick as a running back, posting over 800 yards in each of his final three seasons at Grapevine... Lettered his freshman year and scored the game-winning TD in Grapevine's opening-round playoff win over Azle... Competed in track and field as a freshman, sophomore and junior and played baseball as a freshman... Born in Cedar Hill, Texas and also lived in San Diego, Calif. and Yokosuka, Japan as a child... Graduated with a degree in education... His uncle, Ray Crockett, played 14 years in the NFL with Detroit (1989-93), Denver (1994-2000) and Kansas City (2001-02)... His sister, Kameshia, played volleyball at Auburn (2003-04).

HENRY MELTON'S NFL STATISTICS

REGULAR SEASON

Year	Team	GP	GS	Tackles				No	Interceptions				Fumbles			Misc.	
				Tot	S	A	Sk		Yds	Lg	TD	PD	FF	FR	Yds	TFL	STT
2009	Chicago																
2010	Chicago	16	0	17	9	8	2.5	6.5	0	0	0	1	1	1	0	0	6
2011	Chicago	15	15	16	10	6	7.0	42.0	0	0	0	0	0	0	0	4	0
NFL Totals		31	15	33	19	14	9.5	48.5	0	0	0	1	1	1	0	4	6

POSTSEASON

Year	Team	GP	GS	Tackles				No	Interceptions				Fumbles			Misc.	
				Tot	S	A	Sk		Yds	Lg	TD	PD	FF	FR	Yds	TFL	STT
2010	Chicago	2	0	2	2	0	0.0	0.0	0	0	-	-	0	0	0	0	1

SEASON / CAREER / PLAYOFF HIGHS

	2011	Career	Playoff
Tackles	3, two times.....	4, vs. MIN (11/14/10)	2, vs. GB (1/23/11)
Solos	3, vs. ATL (9/11)	Same	2, vs. GB (1/23/11)
Sacks	2, vs. ATL (9/11)	Same	None

HENRY MELTON'S GAME-BY-GAME DEFENSIVE STATS 8-7 Regular Season Starting Record (0-0 Postseason Record)

2009 CHICAGO BEARS

Placed on Injured Reserve prior to the start of the season

2010 CHICAGO BEARS

Date	W/L	Opp.	Tkls-S	TFL	PD	INT-Yds	Sk-YL
9/12	W	DET	0-0	0	0	0-0	0-0
9/19	W	at DAL	0-0	0	0	0-0	0-0
9/27	W	GB	1-0	0	0	0-0	0-0
10/3	L	at NYG	0-0	0	0	0-0	0-0
10/10	W	at CAR	1-1	0	0	0-0	0-0
10/17	L	SEA	3-1	0	0	0-0	0-0
10/24	L	WAS	2-1	0	0	0-0	0-0
11/7	W	at BUF	2-0	0	0	0-0	0-0
11/14	W	MIN	4-1	0	0	0-0	1-0
11/18	W	at MIA	2-2	0	0	0-0	1-5
11/28	W	PHI	1-1	0	0	0-0	0-0
12/5	W	at DET	0-0	0	0	0-0	0-0
12/12	L	NE	1-0	0	0	0-0	0-0
12/20	W	at MIN	0-0	0	1	0-0	0-0
12/26	W	NYJ	0-0	0	0	0-0	0-0
1/2	L	at GB	0-0	0	0	0-0	0.5-1.5
Totals	0-0		17-9	0	1	0-0	2.5-6.5

POSTSEASON

1/16	W	SEA	0-0	0	0	0-0	0-0
1/23	L	GB	2-0	0	0	0-0	0-0
Totals	0-0		2-0	0	0	0-0	0-0

2011 CHICAGO BEARS


Date	W/L	Opp.	Tkls-S	TFL	PD	INT-Yds	Sk-YL
9/11*	W	ATL	3-3	0	0	0-0	2-18
9/18*	L	at NO	0-0	0	0	0-0	0-0
9/25*	L	GB	2-1	1	0	0-0	1-3
10/2*	W	CAR	1-0	0	0	0-0	0-0
10/10*	L	at DET	0-0	0	0	0-0	0-0
10/16*	W	MIN	0-0	0	0	0-0	0-0
10/23*	W	at TB	1-1	0	0	0-0	0-0
11/7*	W	at PHI	2-1	1	0	0-0	0-0
11/13*	W	DET	1-1	0	0	0-0	1-5
11/20*	W	SD	1-0	1	0	0-0	0-0
11/27*	L	at OAK	0-0	0	0	0-0	1-4
12/4*	L	KC	1-1	0	0	0-0	1-10
12/11*	L	at DEN	0-0	1	0	0-0	1-2
12/18	L	SEA	INACTIVE				
12/25*	L	at GB	3-1	0	0	0-0	0-0
1/1*	W	at MIN	1-1	0	0	0-0	0-0
Totals	8-7		16-10	4	0	0-0	7-42

*Denotes Game Started

PACESETTERS

Notable Bears First Three Season Tackle Totals

Player	1st Year-Tkls	2nd Year-Tkls	3rd Year-Tkls	3-Year Total
Brian Urlacher.....	2000-165.....	2001-148.....	2002-214.....	527
Lance Briggs.....	2003-81.....	2004-168.....	2005-170.....	419
Tony Parrish.....	1998-111.....	1999-124.....	2000-101.....	336
Doug Plank.....	1975-123.....	1976-132.....	1977-71.....	326
Mike Brown.....	2000-118.....	2001-86.....	2002-111.....	315
Mark Carrier.....	1990-122.....	1991-93.....	1992-89.....	304
Mike Singletary.....	1981-72.....	1982-71.....	1983-148.....	291
Gary Fencik.....	1976-15.....	1977-133.....	1978-130.....	278



30 D.J. MOORE

Ht: 5-9**Age:** 25**Bears Season:** 4**Acquired:** 4th round of the 2009 draft**Wt:** 180**College:** Vanderbilt**NFL Season:** 4

CORNERBACK

PRO CAREER: Appeared in 32 games with 1 start over three seasons (2009-11), playing primarily as the Bears nickelback... Totalled 104 tackles (72 solo), 8 INTs, 1.0 sack, 11 PBUs, 3 TFLs and 1 forced fumble... Collected 2 INT returns for TDs... Credited with 6 special teams stops... 8 INTs over last two seasons is tied for team lead (Charles Tillman) and tied for 12th in NFL... 2 INT return TDs over last two seasons is tied for team lead (Tillman) and rank tied for second in the NFL... One of 9 Bears all-time to have INT return TD in back-to-back seasons... Made first career NFL start in the Bears NFC Divisional Game win vs. SEA (1/16/11)... Posted 13 tackles (9 solo) in two playoff game appearances.

CAREER TRANSACTIONS: Drafted in the fourth round (119th overall) by Chicago in the 2009 NFL Draft... Signed a 4-year deal (5/29/09). **SIGNED through 2012**

2011 SEASON: GAMES PLAYED-STARTED: Appeared in 13 contests with 1 start, pacing the team with 4 INTs and finishing tied for second in PBUs (8)... Had 1 INT return TD (Week 4 vs. CAR, 10/2)... Added 60 defensive tackles and 5 special teams stops... Made first career regular season start in Week 5 at DET (10/10). **13-1**

PREVIOUS SEASONS: 2010 - Saw action in all 16 games, finishing third on the team in INTs (4) and fourth in the NFL in INT return average (23.8)... Notched 44 tackles (29 solo) to go along with 1.0 sack, 3 TFLs, 3 PBUs and 1 fumble recovery... Posted his first career 2-INT game at DAL (9/19), the first two INTs of his career... Tied for third on the team with 13 tackles (9 solo) in the playoffs, making 1 start. **2009** - Played in 3 games, mostly on special teams... Posted 1 special teams tackle.

COLLEGE CAREER: Played in 37 games (34 starts) in his three years at Vanderbilt (2006-08)... Saw action at cornerback, wide receiver, running back, quarterback, punt returner and kickoff returner over the course of his career... Named an All-American by the *Associated Press*, *The Sporting News*, *SI.com* and *Rivals.com* as a junior... Honored as first-team all-SEC by the *AP* as both a sophomore and a junior... Credited with 178 tackles (120 solo) to go along with 13 INTs, 6.5 TFLs, 2.0 sacks, 1 forced fumble, 4 fumble recoveries and 19 PBUs... Returned 17 punts for 244 yards (14.4 avg) and 55 kickoffs for 1,256 yards (22.8 avg)... Caught 7 passes for 143 yards (20.4 avg) and 2 TDs and rushed for 154 yards on 15 carries (10.3 avg)... Received Vanderbilt's postseason Defensive Secondary MVP Award as a sophomore... Named to all-SEC Freshman squad by coaches in 2006.

PERSONAL: Four-year varsity player for Broome (Spartanburg, SC) H.S.... Started on offense (WR) and defense (DB)... Named AA Special Teams Player of the Year and Region 2-2A Player of the Year... Two-time all-state at WR... As senior, had 48 receptions for 896 yards and 14 TDs... Lone rush went for 84-yard TD... Tallied three TDs on punt returns... Totalled 39 tackles and six INTs on defense... Helped squad to 2004 state title, earning MVP honors in championship game... Three-time all-state in basketball, helping squad to state title as junior... Averaged 15 points, 10 rebounds and five assists as senior... State champion as high jumper in track and field.

D.J. MOORE'S NFL STATISTICS

REGULAR SEASON

Year	Team	GP	GS	Tackles					Interceptions					Fumbles			Misc.	
				Tot	S	A	Sk	Yds	No	Yds	Lg	TD	PD	FF	FR	Yds	TFL	STT
2009	Chicago	3	0	0	0	0	0.0	0.0	0	0	0	0	0	0	0	0	0	1
2010	Chicago	16	0	44	29	15	1.0	9.0	4	95	54t	1	3	1	0	0	3	0
2011	Chicago	13	1	60	43	17	0.0	0.0	4	31	20t	1	8	0	0	0	0	5
NFL Totals		32	1	104	72	32	1.0	9.0	8	126	54t	2	11	1	0	0	3	6

POSTSEASON

Year	Team	GP	GS	Tackles					Interceptions					Fumbles			Misc.	
				Tot	S	A	Sk	Yds	No	Yds	Lg	TD	PD	FF	FR	Yds	TFL	STT
2010	Chicago	2	1	13	9	4	0.0	0.0	0	0	-	-	0	0	0	0	0	0

SEASON / CAREER / PLAYOFF HIGHS

	2011	Career	Playoff
Tackles.....	7, vs. GB (9/25).....	7, two times.....	8, vs. SEA (1/16/11)
Solos.....	6, vs. GB (9/25).....	Same.....	5, vs. GB (1/23/11)
Interceptions.....	1, four times.....	2, at DAL (9/19/10).....	None
Longest INT Return.....	20t, vs. CAR (10/2).....	54t, vs. WAS (10/24/10).....	None
Pass Defenses.....	1, three times.....	Same.....	None

D.J. MOORE'S GAME-BY-GAME DEFENSIVE STATS 0-1 Regular Season Starting Record (0-0 Postseason Record)

2009 CHICAGO BEARS

No defensive stats during the 2009 season

2010 CHICAGO BEARS

Date	W/L	Opp.	Tkls-S	TFL	PD	INT-Yds	Sk-YL
9/12	W	DET	3-2	0	0	0-0	0-0
9/19	W	at DAL	0-0	0	2	2-38	0-0
9/27	W	GB	5-4	0	0	0-0	0-0
10/3	L	at NYG	3-3	0	0	0-0	0-0
10/10	W	at CAR	1-1	0	0	0-0	0-0
10/17	L	SEA	3-3	0	0	0-0	0-0
10/24	L	WAS	1-1	1	1	1-54	0-0
11/7	W	at BUF	4-4	2	0	0-0	0-0
11/14	W	MIN	1-1	1	1	1-3	0-0
11/18	W	at MIA	1-1	0	0	0-0	0-0
11/28	W	PHI	6-6	0	0	0-0	0-0
12/5	W	at DET	6-4	1	0	0-0	1-9
12/12	L	NE	1-1	0	0	0-0	0-0
12/20	W	at MIN	1-1	0	0	0-0	0-0
12/26	W	NYJ	2-1	1	0	0-0	0-0
1/2	L	at GB	4-4	0	0	0-0	0-0
Totals	0-0		44-29	3	3	4-95	1-9

POSTSEASON

1/16*	W	SEA	5-5	0	0	0-0	0-0
1/23	L	GB	5-5	0	0	0-0	0-0
Totals	1-0		13-9	0	0	0-0	0-0

2011 CHICAGO BEARS

Date	W/L	Opp.	Tkls-S	TFL	PD	INT-Yds	Sk-YL
9/11	W	ATL	5-3	0	1	0-0	0-0
9/18	L	at NO	3-1	0	1	0-0	0-0
9/25	L	GB	7-6	0	0	0-0	0-0
10/2	W	CAR	4-2	0	1	1-20	0-0
10/10*	L	at DET	5-5	0	0	1-0	0-0
10/16	W	MIN	6-5	0	1	0-0	0-0
10/23	W	at TB	5-5	0	0	1-10	0-0
11/7	W	at PHI	4-4	0	1	0-0	0-0
11/13	W	DET	5-3	0	1	0-0	0-0
11/20	W	SD	Inactive				
11/27	L	at OAK	Inactive				
12/4	L	KC	Inactive				
12/11	L	at DEN	6-3	0	2	0-0	0-0
12/18	L	SEA	3-3	0	0	0-0	0-0
12/25	L	at GB	4-1	0	0	0-0	0-0
1/1	W	at MIN	3-2	0	0	1-1	0-0
Totals	0-1		60-43	0	8	4-31	0-0

*Denotes Game Started

NEED SOME MOORE


CB **D.J. Moore** recorded a team-high four interceptions during the 2011 season, a year after recording four in his first-year as Chicago's nickel back.

Moore now has eight career interceptions, with all eight coming over the last two seasons, tied for 12th in the NFL during that span and tied for the team lead with CB **Charles Tillman**.

In 2011, Moore returned one of his four interceptions for a touchdown (Week 4 versus Carolina), giving him two interception return touchdowns in his career and tied for second most in the NFL over the last two seasons.



CHICAGO BEARS PLAYERS



92 STEPHEN PAEA

Ht: 6-1

Age: 24

Bears Season: 2

Acquired: 2nd round of the 2011 draft (53rd overall)

Wt: 300

College: Oregon State

NFL Season: 2

DEFENSIVE TACKLE

PRO CAREER: Appeared in 11 games during 2011 rookie season, recording 18 tackles (7 solo), 2 sacks and 2 TFLs... Made NFL debut in Week 6 vs. MIN (10/16/11) and recorded first career sack - a safety of Vikings QB Donovan McNabb... First Bears player since at least 1970 to record safety in his NFL debut.

CAREER TRANSACTIONS: Drafted by Chicago in the second round (53rd overall) of the 2011 NFL Draft (4/29/11)... Signed by Chicago to a 4-year contract (7/29/11). **SIGNED through 2014**

2011 SEASON: Appeared in 11 games, collecting 18 tackles (7 solo), 2 sacks and 2 TFLs... Made NFL debut in Week 6 vs. MIN (10/16) and recorded first career sack - a safety of Vikings QB Donovan McNabb.

COLLEGE CAREER: Started 37-of-38 games played at Oregon State (2008-10)... Posted 129 tackles (60 solo), 14.0 sacks, 30.5 TFLs and 5 QB pressures... Set a school record with 9 forced fumbles along with 1 fumble recovery and 3 PBUs... Two-time winner of Morris Trophy which goes to the top defensive lineman in the Pac 10... 2010 Pac 10 Pat Tillman Defensive Player of the Year... All-Pac 10 first-team as a junior and senior... All-Pac 10 honorable mention as a sophomore... Sophomore second-team All-American by College Football News... Two-time team captain... Semifinalist for Bednarik Award (nation's top defensive player) and named to Lombardi, Outland, Nagurski and Lott watch lists as a senior... Attended Snow College (2006-07) in Ephraim, Utah, where he redshirted as a freshman... Team went undefeated in the one season he played.

PERSONAL: Attended Timpview H.S. (Provo, Utah), but did not play football until his senior year... Earned all-region and all-division honors playing on the DL and OL... Lettered in track as well... Born in Tonga on the island of Vav'u... Moved to the United States at the age of 16 and did not speak English at the time.

STEPHEN PAEA'S NFL STATISTICS

REGULAR SEASON

Year	Team	GP	GS	Tackles					Interceptions					Fumbles			Misc.	
				Tot	S	A	Sk	Yds	No	Yds	Lg	TD	PD	FF	FR	Yds	TFL	STT
2011	Chicago	11	0	18	7	11	2.0	9.0	0	0	0	0	0	0	0	-	2	0

ADDITIONAL STATS: Safeties - 1: Sacked QB Donovan McNabb in end zone vs. MIN (10/16/11).



90 JULIUS PEPPERS

Ht: 6-7

Age: 32

Bears Season: 3

Acquired: Unrestricted free agent in 2010 (CAR)

Wt: 287

College: North Carolina

NFL Season: 11

DEFENSIVE END

PRO CAREER: Seven-time Pro Bowler enters his third season with the Bears, earning Pro Bowl nods after each of his first two seasons in Chicago, after spending 8 seasons with Carolina (2002-09)... Ranks third in the NFL in sacks (100.0), fourth in forced fumbles (36) and leads all defensive linemen in INTs (8) since he entered the league in 2002... Also collected 48 PBUs and 9 fumble recoveries... Started 152-of-154 career games played... Has blocked 11 kicks in his career... Reached double-digit sacks in seven of his 10 seasons... Posted 21 career multi-sack games and eight 3-sack games... Totaled 3. career return TDs (2 INTs and 1 fumble)... All-time Panthers leader in sacks, forced fumbles and blocked kicks... Utilized as a wideout in goal-line situations on offense in 2004 and 2005... Started all 10 career playoff games, tallying 32 tackles (24 solo), 2.0 sacks, 1 INT, 3 PBUs and 1 forced fumble.

HONORS & AWARDS: **2011** - Pro Bowl; NFC Defensive Player of the Month (11/11). **2010** - Pro Bowl; First-team All-Pro (AP); All-Pro (*The Sporting News*, *Sports Illustrated*); All-NFL (*Pro Football Weekly*); NFC Defensive Player of the Month (11/10); NFC Defensive Player of the Week (11/18). **2009** - Pro Bowl; NFC Defensive Player of the Week (11/1); All-Decade team (AP). **2008** - Pro Bowl; NFC Defensive Player of the Week at OAK (11/9/08). **2006** - Pro Bowl; NFC Defensive Player of the Month (10/06); NFC Defensive Player of the Week (11/13). **2005** - Pro Bowl. **2004** - Pro Bowl; First-team All-Pro (AP, *College and Pro Football Weekly*, *Football Digest*); All-Pro (*The Sporting News*); All-NFL (*Pro Football Weekly*); All-NFC (*Pro Football Weekly*); NFC Defensive Player of the Year (NFL Alumni, Kansas City 101 Club); NFC Defensive Player of the Month (11/04). **2002** - NFL Defensive Rookie of the Year (AP, *Sports Illustrated*, *Pro Football Weekly* and *Football Digest*); All-Rookie (*Pro Football Weekly*); NFL Rookie of the Month (10/02).

CAREER TRANSACTIONS: Selected by Carolina in the 1st round (2nd overall) of the 2002 Draft (4/20/02)... Designated as franchise player by Carolina (2/19/09)... Signed 6-year contract with Chicago (3/5/10). **SIGNED THROUGH 2015**

2011 SEASON: Named to seventh Pro Bowl after pacing Bears with 11 sacks and 55 QB pressures... Started all 16 contests for seventh time in his career... Ranked second on team with 3 forced fumbles, two of which were recovered by Bears defense for a TD... Had 9 sacks over final 11 contests... Added 27 tackles, 5 TFLs, 2 FRs, 1 PBU and a blocked kick... Also dropped Falcons QB Matt Ryan in Week 1 (9/11) on two-point conversion attempt, which does not count as a sack. **GAMES PLAYED-STARTED: 16-16**

PREVIOUS SEASONS: **2010** - Consensus All-Pro started all 16 games and led the team in QB pressures (23) and tied for the team lead in sacks (8.0) and forced fumbles (3)... Led all defensive linemen with 50 tackles and 6 TFLs... One of two defensive linemen in the league to grab 2 INTs... Added 7 PBUs and blocked kick... Started both postseason contests, collecting 4 tackles (3 solo) and 4 QB pressures. **2009** - En route to his fifth career Pro Bowl selection, posted 55 tackles (35 solo) and 10.5 sacks... Added 5 forced fumbles, 1 fumble recovery, 2 INTs and 4 PBUs... Also scored his third career defensive TD, a 13-yard INT return... Started 14 of 16 games played... Collected back-to-back multi-sack games. **2008** - Started all 16 games and led Carolina with a career-high 14.5 sacks to go along with 63 tackles (41 solo), 5 forced fumbles and 7 PBUs, en route to Pro Bowl... The 14.5 sacks are tied for the second-highest single-season total in team history... Tallied 2 tackles and 1 quarterback hurry in the Panthers playoff game vs. ARZ (1/10/09). **2007** - Started first 14 games of the season before being placed on injured reserve with a knee injury (12/26/07)... Totaled 55 tackles (37 solo), 2.5 sacks, 3 forced fumbles, 2 fumble recoveries, 1 INT and 3 PBUs... Blocked two field goals on special teams to match team single-season record. **2006** - Started all 16 games, finishing with 75 tackles (61 solo), 13.0 sacks, 3 forced fumbles, 2 fumble recoveries and 6 PBUs... Blocked two field goals on special teams to set a Panthers single-season record... Led team in sacks and paced



CHICAGO BEARS PLAYERS

PEPPERS

the defensive line in tackles... His 13 sacks tied for second in the NFC... Posted at least one sack in five straight games, which matched the longest streak of his career... Became the first player in franchise history to break the 50.0 sack mark for a career... Produced two games with three sacks. **2005** - Started all 16 games for the third consecutive season... Totaled 70 tackles (46 solo), 10.5 sacks, 34 quarterback hurries, a forced fumble, a fumble recovery and 4 PBUs... Blocked a field goal on special teams, the third of his career... Produced two games with three sacks... Helped Panthers lead NFC with a team-record 42 takeaways and a plus-16 turnover differential... Started all three postseason games, registering 12 tackles, 1.0 sack, a forced fumble and 1 PBU... Became the second player in NFL history to record at least 3.0 sacks and block a field goal in the same game (vs. DAL, 12/24)... The blocked kick was the third of his career and broke the team record. **2004** - Started all 16 games, generating 85 tackles (63 solo), 11.0 sacks, 2 INTs - including one returned for a TD - 4 forced fumbles and a fumble recovery that he turned for a TD... Led team in sacks, forced fumbles and INT return yards... Led defensive line in tackles... Collected 143 INT return yards, the most in a single season in NFL history by a D-linemen... Posted 203 total return yards (143 INT, 60 fumble), the highest mark by a defensive lineman since the AFC-NFC merger... Blocked a field goal on special teams... Established career highs in tackles and interceptions... Interception return for a touchdown and fumble return for a score made him the first defensive player in team history to score two touchdowns in a single season... Became second defensive lineman in team history to record 2 interceptions... Utilized as a tight end in goal line situations on offense and had two passes thrown to him but did not have a reception... Set the team mark for longest INT return in franchise history with 97-yard return... Became first defensive player in franchise history to score 2 TDs in the same season. **2003** - Led team with 32 QB hurries and ranked second with 7.0 sacks... Collected 65 tackles (48 solo), 3 forced fumbles and 6 PBUs... Started all 16 games... Blocked a field goal on special teams... Member of defensive line that ranked second in the NFL with 32.5 sacks... Started all four postseason contests and led team with 14 QB hurries while adding an INT, 1.0 sack, 14 tackles and 2 PBUs. **2002**: Starter in all 12 games he played... Led the Panthers and ranked second among NFL rookies with 12 sacks... Credited with 54 tackles, 1 INT, 5 forced fumbles and 4 PBUs ... His 12 sacks ranked second among rookies, fourth in the NFC and were the most ever registered by a Carolina defensive lineman... Sack total also tied him for fifth all-time among NFL rookies... Posted two 3.0-sack games, matching the NFL record for most 3.0-sack games by a rookie... Amassed at least two sacks in three contests to equal the rookie record for multi-sack games in a season... Part of only defensive end duo in the NFL to each register at least 10 sacks during the season... Suspended for the final four games of the season by the NFL for violating the banned substance policy... Tallied 3.0 sacks vs. DET (9/15) and at DAL (10/13), the most ever for a Panthers rookie which tied a team record.

COLLEGE: Left University of North Carolina in 2001 following a junior campaign in which he won the Lombardi Award, given to the nation's top lineman, and the Chuck Bednarik Award, given to the nation's best overall defensive player... Finalist for the Nagurski Award, an honor awarded by the Football Writers Association to college football's best defensive player... In only three seasons, he started 33 of the 34 games he played... Ranked second all-time in Tar Heels history with 30.5 sacks... Accumulated 53 stops behind the line of scrimmage, 167 tackles, five interceptions, two fumble recoveries, five forced fumbles, 13 passes defended and 42 quarterback pressures... Returned two of his interceptions and one of his fumble recoveries for touchdowns.

PERSONAL: Attended Southern Nash (NC) HS... Majored in Afro-American Studies at North Carolina.

CENTURY SACKER

Bears DE **Julius Peppers** had a team-high 11 sacks during the 2011 season, including nine sacks over the final 11 contests. With his final sack Peppers reached 100 sacks for his career, tied for third most in the NFL since entering the league in 2002. Peppers has reached double-digit sacks in seven of his 10 NFL seasons.

MOST SACKS IN THE NFL Since 2002

Player	Team(s)	Gms	Sacks	Yds
1. Jared Allen	KC-MIN	125	105.0	673.5
2. Dwight Freeney	IND	149	102.5	759.0
3. Julius Peppers	CAR-CHI	154	100.0	610.0
Jason Taylor	MIA-WAS-NYJ	157	100.0	636.5
5. DeMarcus Ware	DAL	112	99.5	643.5

JULIUS PEPPERS' NFL STATISTICS

REGULAR SEASON

Year	Team	GP	GS	Tackles					Interceptions					Fumbles			
				Tot	S	A	Sk	Yds	No	Yds	Lg	TD	PD	FF	FR	Yds	TFL
2002	Carolina	12	12	54	37	17	12.0	78.0	1	21	21	0	4	5	0	0	n/a
2003	Carolina	16	16	65	48	17	7.0	39.0	0	0	-	0	6	3	0	0	n/a
2004	Carolina	16	16	85	63	22	11.0	71.0	2	143	97	1	6	4	1	60	n/a
2005	Carolina	16	16	70	46	24	10.5	61.5	0	0	-	0	4	2	1	10	n/a
2006	Carolina	16	16	75	61	14	13.0	89.0	0	0	-	0	6	3	2	0	n/a
2007	Carolina	14	14	55	37	18	2.5	22.5	1	0	0	0	3	3	2	0	n/a
2008	Carolina	16	16	63	41	22	14.5	85.5	0	0	-	0	7	5	0	0	n/a
2009	Carolina	16	14	55	35	20	10.5	52.5	2	13	13t	1	4	5	1	0	n/a
2010	Chicago	16	16	50	33	17	8.0	54.0	2	1	0	0	7	3	0	0	6
2011	Chicago	16	16	27	15	12	11.0	60.0	0	0	0	0	1	3	2	0	5
NFL totals		154	152	599	416	183	100.0	610.0	8	178	97	2	48	36	9	70	n/a

ADDITIONAL STATS: Touchdowns - 3; 46-yd INT return vs. TB (11/28/04); 60-yd fumble return at ATL (12/18/04); 13-yd INT return at ARZ (11/1/09). Blocked Kicks - 11.

POSTSEASON

Year	Team	GP	GS	Tackles					Interceptions					Fumbles			
				Tot	S	A	Sk	Yds	No	Yds	Lg	TD	PD	FF	FR	Yds	TFL
2003	Carolina	4	4	14	8	6	1.0	10.0	1	34	34	0	2	0	0	0	0
2005	Carolina	3	3	12	11	1	1.0	9.0	0	0	-	-	1	1	0	0	0
2008	Carolina	1	1	2	2	0	0.0	0.0	0	0	-	-	0	0	0	0	0
2010	Chicago	2	2	4	3	1	0.0	0.0	0	0	-	-	0	0	0	0	0
Postseason		10	10	32	24	8	2.0	19.0	1	34	34	0	3	1	0	0	0

SEASON / CAREER / PLAYOFF HIGHS

	2011	Career	Playoff
Tackles	4, two times	9, two times	6, two times
Solos	4, vs. KC (12/4)	8, two times	5, at SEA (1/22/06)
Sacks	2, two times	3, eight times	1, two times

JULIUS PEPPERS GAME-BY-GAME DEFENSIVE STATS 85-67 Regular Season Starting Record (6-4 Postseason)

2002 CAROLINA PANTHERS

Date	W/L	Opp.	Tkls-S	TFL	PD	INT-Yds	Sk-YL
09/08*	W	BAL	1-0	n/a	2	0-0	0-0
09/15*	W	DET	7-7	n/a	1	0-0	3-15
09/22*	W	at MIN	3-1	n/a	0	0-0	0-0
09/29*	L	at GB	3-2	n/a	0	0-0	0-0
10/06*	L	ARZ	6-3	n/a	0	0-0	0-0
10/13*	L	at DAL	4-4	n/a	0	1-21	3-29
10/20*	L	at ATL	6-5	n/a	0	0-0	1-8
10/27*	L	TB	9-4	n/a	0	0-0	2-13
11/10*	L	NO	4-2	n/a	0	0-0	1-3
11/17*	L	at TB	4-3	n/a	0	0-0	1-0
11/24*	L	ATL	4-3	n/a	0	0-0	0-0
12/01*	W	at CLE	3-3	n/a	1	0-0	1-10
12/08	W	CIN	SUSPENDED				
12/15	L	at PIT	SUSPENDED				
12/22	W	CHI	SUSPENDED				
12/29	W	at NO	SUSPENDED				
Totals	4-8		54-37	n/a	4	1-21	12-78

2003 CAROLINA PANTHERS

Date	W/L	Opp.	Tkls-S	TFL	PD	INT-Yds	Sk-YL
09/07*	W	JAX	4-4	n/a	0	0-0	1-8
09/14*	W	at TB	0-0	n/a	0	0-0	0-0
09/28*	W	ATL	3-3	n/a	0	0-0	0-0
10/05*	W	NO	4-3	n/a	0	0-0	0-0
10/12*	W	at IND	1-0	n/a	1	0-0	0-0
10/19*	L	TEN	5-5	n/a	0	0-0	1-12
10/26*	W	at NO	5-4	n/a	0	0-0	0-0
11/02*	L	at HOU	7-4	n/a	0	0-0	0-0
11/09*	W	TB	5-4	n/a	0	0-0	0-0
11/16*	W	WAS	2-0	n/a	1	0-0	0-0
11/23*	L	at DAL	6-5	n/a	0	0-0	1-0
11/30*	L	PHI	4-2	n/a	0	0-0	0-0
12/07*	L	at ATL	7-5	n/a	2	0-0	1-8
12/14*	W	at ARZ	5-4	n/a	0	0-0	1-4
12/21*	W	DET	4-3	n/a	1	0-0	1-0
12/28*	W	at NYG	3-2	n/a	1	0-0	1-7
Totals	11-5		65-48	n/a	6	0-0	7-39

POSTSEASON

Date	W/L	Opp.	Tkls-S	TFL	PD	INT-Yds	Sk-YL
01/10	W	at STL	6-4	n/a	2	0-0	1-10
01/18	W	at PHI	1-1	n/a	0	0-0	0-0
02/01	L	NE	5-2	n/a	0	0-0	0-0



CHICAGO BEARS PLAYERS

2004 CAROLINA PANTHERS

Date	W/L	Opp.	Tkls-S	TFL	PD	INT-Yds	Sk-YL
09/13*	L	GB	8-6	n/a	0	0-0	0-0
09/19*	W	at KC	8-6	n/a	0	0-0	2-6
10/03*	L	ATL	4-3	n/a	0	0-0	0-0
10/10*	L	at DEN	7-6	n/a	1	1-97	0-0
10/17*	L	at PHI	5-5	n/a	1	0-0	0-0
10/24*	L	SD	5-4	n/a	0	0-0	0-0
10/31*	L	at SEA	4-3	n/a	0	0-0	0-0
11/07*	L	OAK	6-4	n/a	0	0-0	2-3
11/14*	W	at SF	6-4	n/a	1	0-0	2-20
11/21*	W	ARZ	6-4	n/a	1	0-0	2-19
11/28*	W	TB	5-3	n/a	0	1-46	1-6
12/05*	W	at NO	2-2	n/a	0	0-0	0-0
12/12*	W	STL	5-3	n/a	0	0-0	1-4
12/18*	L	at ATL	5-3	n/a	1	0-0	0-0
12/26*	W	at TB	2-2	n/a	0	0-0	0-0
01/02*	L	NO	7-5	n/a	1	0-0	1-13
Totals	7-9		85-63	n/a	6	2-143	11-71

2005 CAROLINA PANTHERS

Date	W/L	Opp.	Tkls-S	TFL	PD	INT-Yds	Sk-YL
09/11*	L	NO	7-4	n/a	0	0-0	0-0
09/18*	W	NE	3-1	n/a	0	0-0	0-0
09/25*	L	at MIA	5-3	n/a	1	0-0	0-0
10/03*	W	GB	5-3	n/a	0	0-0	0-0
10/09*	W	at ARZ	4-3	n/a	1	0-0	0-0
10/16*	W	at DET	4-4	n/a	0	0-0	1-4
10/30*	W	MIN	2-2	n/a	0	0-0	0-0
11/06*	W	at TB	6-4	n/a	0	0-0	3-12
11/13*	W	NYJ	4-3	n/a	0	0-0	1.5-10.5
11/20*	L	at CHI	4-3	n/a	0	0-0	0-0
11/27*	W	at BUF	5-3	n/a	1	0-0	1-9
12/04*	W	ATL	5-3	n/a	0	0-0	1-3
12/11*	L	TB	5-3	n/a	1	0-0	0-0
12/18*	W	at NO	2-0	n/a	0	0-0	0-0
12/24*	L	DAL	8-6	n/a	0	0-0	3-23
01/01*	W	at ATL	1-1	n/a	0	0-0	0-0
Totals	11-5		70-46	n/a	4	0-0	10.5-61.5

POSTSEASON

01/08	W	at NYG	2-2	n/a	1	0-0	1-9
01/15	W	at CHI	4-4	n/a	0	0-0	0-0
01/22	L	at SEA	6-5	n/a	0	0-0	0-0

2006 CAROLINA PANTHERS

Date	W/L	Opp.	Tkls-S	TFL	PD	INT-Yds	Sk-YL
09/10*	L	ATL	4-3	n/a	1	0-0	0-0
09/17*	L	at MIN	9-8	n/a	1	0-0	3-26
09/24*	W	at TB	6-5	n/a	0	0-0	1-10
10/01*	W	NO	5-4	n/a	0	0-0	1-5
10/08*	W	CLE	7-5	n/a	1	0-0	1-8
10/15*	W	at BAL	9-8	n/a	0	0-0	2-9
10/22*	L	at CIN	6-5	n/a	0	0-0	0-0
10/29*	L	DAL	5-4	n/a	0	0-0	3-20
11/13*	W	TB	4-4	n/a	2	0-0	0-0
11/19*	W	STL	0-0	n/a	0	0-0	0-0
11/26*	L	at WAS	5-3	n/a	1	0-0	0-0
12/04*	L	at PHI	4-4	n/a	0	0-0	0-0
12/10*	L	NYG	4-3	n/a	0	0-0	0-0
12/17*	L	PIT	3-2	n/a	0	0-0	0-0
12/24*	W	at ATL	2-2	n/a	0	0-0	2-11
12/31*	W	at NO	2-1	n/a	0	0-0	0-0
Totals	8-8		75-61	n/a	6	0-0	13-89

2007 CAROLINA PANTHERS

Date	W/L	Opp.	Tkls-S	TFL	PD	INT-Yds	Sk-YL
09/09*	W	at STL	5-4	n/a	0	0-0	0-0
09/16*	L	HOU	5-4	n/a	0	0-0	0-0
09/23*	W	at ATL	1-0	n/a	1	0-0	0-0
09/30*	L	TB	4-3	n/a	0	0-0	0-0
10/07*	W	at NO	8-6	n/a	2	0-0	0-0
10/14*	W	at ARZ	8-6	n/a	0	0-0	1.5-18.5
10/28*	L	IND	1-0	n/a	0	0-0	0-0
11/04*	L	at TEN	4-3	n/a	0	0-0	0-0
11/11*	L	ATL	2-1	n/a	0	0-0	0-0
11/18*	L	at GB	7-5	n/a	0	0-0	1-4
11/25*	L	NO	3-1	n/a	0	1-0	0-0
12/02*	W	SF	3-2	n/a	0	0-0	0-0
12/09*	L	at JAX	3-1	n/a	0	0-0	0-0
12/16*	W	SEA	1-1	n/a	0	0-0	0-0
12/22	L	DAL	INACTIVE				
12/30	W	at TB	INJURED RESERVE				
Totals	6-8		55-37	n/a	3	1-0	2.5-22.5

2008 CAROLINA PANTHERS

Date	W/L	Opp.	Tkls-S	TFL	PD	INT-Yds	Sk-YL
09/07*	W	at SD	1-0	n/a	0	0-0	0-0
09/14*	W	CHI	3-2	n/a	0	0-0	0-0
09/21*	L	at MIN	4-3	n/a	0	0-0	1-8
09/28*	W	ATL	4-2	n/a	2	0-0	1-5
10/05*	W	KC	3-1	n/a	0	0-0	1-8
10/12*	L	at TB	5-3	n/a	0	0-0	0-0
10/19*	W	NO	4-3	n/a	1	0-0	1-3
10/26*	W	ARZ	3-3	n/a	1	0-0	0-0
11/09*	W	at OAK	8-5	n/a	1	0-0	3-20
11/16*	W	DET	6-4	n/a	0	0-0	2-12
11/23*	L	at ATL	3-3	n/a	0	0-0	0-0
11/30*	W	at GB	4-3	n/a	0	0-0	2-5
12/08*	W	TB	6-3	n/a	0	0-0	1.5-4.5
12/14*	W	DEN	0-0	n/a	0	0-0	0-0
12/21*	L	at NYG	4-3	n/a	1	0-0	1-8
12/28*	W	at NO	5-3	n/a	1	0-0	1-9
Totals	12-4		63-41	n/a	7	0-0	14.5-82.5

POSTSEASON

01/10	L	ARZ	2-2	n/a	0	0-0	0-0
-------	---	-----	-----	-----	---	-----	-----

2009 CAROLINA PANTHERS

Date	W/L	Opp.	Tkls-S	TFL	PD	INT-Yds	Sk-YL
09/13*	L	PHI	5-4	n/a	2	0-0	1-11
09/20*	L	at ATL	3-1	n/a	0	0-0	0-0
09/28*	L	at DAL	2-1	n/a	0	0-0	0-0
10/11*	W	WAS	7-5	n/a	0	0-0	2-4
10/18*	W	at TB	6-6	n/a	0	0-0	2-7
10/25*	L	BUF	6-3	n/a	0	0-0	1-0
11/01*	W	at ARZ	4-1	n/a	0	1-13	1-8
11/08*	L	at NO	2-1	n/a	0	0-0	0-0
11/15	W	ATL	0-0	n/a	0	0-0	0-0
11/19	L	MIA	2-1	n/a	0	0-0	0-0
11/29*	L	at NYJ	4-2	n/a	0	0-0	0.5-0.5
12/06*	W	TB	2-2	n/a	0	0-0	1-4
12/13*	L	at NE	1-1	n/a	0	0-0	0-0
12/20*	W	MIN	2-1	n/a	1	0-0	1-6
12/27*	W	at NYG	4-3	n/a	0	0-0	1-12
01/03*	W	NO	6-3	n/a	1	1-0	0-0
Totals	7-7		56-35	n/a	4	2-13	10.5-52.5

2010 CHICAGO BEARS

Date	W/L	Opp.	Tkls-S	TFL	PD	INT-Yds	Sk-YL
9/12*	W	DET	2-0	0	0	0-0	1-14
9/19*	W	at DAL	2-1	0	1	0-0	0-0
9/27*	W	GB	3-3	1	0	0-0	0-0
10/3*	L	at NYG	4-1	1	0	0-0	1-2
10/10*	W	at CAR	6-4	0	1	1-0	0-0
10/17*	L	SEA	3-2	0	1	0-0	0-0
10/24*	L	WAS	3-2	0	0	0-0	0-0
11/7*	W	at BUF	5-2	1	0	0-0	0-0
11/14*	W	MIN	2-1	1	0	0-0	0-0
11/18*	W	at MIA	3-3	0	1	0-0	3-14
11/28*	W	PHI	3-3	0	0	0-0	1-15
12/5*	W	at DET	3-2	0	0	0-0	1-1
12/12*	L	NE	4-4	1	2	0-0	1-8
12/20*	W	at MIN	5-3	0	1	1-1	0-0
12/26*	W	NYJ	0-0	1	0	0-0	0-0
1/2*	L	at GB	2-2	0	0	0-0	0-0
Totals	11-5		50-33	6	7	2-1	8-54

POSTSEASON

1/16*	W	SEA	2-1	0	0	0-0	0-0
1/23*	L	GB	2-0	0	0	0-0	0-0
Totals	1-1		4-1	0	0	0-0	0-0

2011 CHICAGO BEARS

Date	W/L	Opp.	Tkls-S	TFL	PD	INT-Yds	Sk-YL
9/11*	W	ATL	1-0	0	1	0-0	1-1
9/18*	L	at NO	0-0	0	0	0-0	0-0
9/25*	L	GB	2-1	0	0	0-0	1-2
10/2*	W	CAR	4-2	0	0	0-0	0-0
10/10*	L	at DET	2-2	1	0	0-0	0-0
10/16*	W	MIN	0-0	1	0	0-0	2-16
10/23*	W	at TB	1-1	1	0	0-0	0-0
11/7*	W	at PHI	2-1	0	0	0-0	1-2
11/13*	W	DET	2-1	0	0	0-0	1-11
11/20*	W	SD	0-0	0	0	0-0	0-0
11/27*	L	at OAK	2-1	1	0	0-0	2-20
12/4*	L	KC	4-4	1	0	0-0	0-0
12/11*	L	at DEN	1-1	0	0	0-0	1-4
12/18*	L	SEA	3-1	0	0	0-0	1-1
12/25*	L	at GB	1-0	0	0	0-0	0-0
1/1*	W	at MIN	2-0	0	0	0-0	1-3
Totals	8-8		27-15	5	1	0-0	11-60

*Denotes Game Started



8

ADAM
PODLESH

Ht: 5-11

Age: 28

Bears Season: 2

Acquired: Unrestricted free agent in 2011 (JAX)

Wt: 200

College: Maryland

NFL Season: 6

PUNTER

PRO CAREER: Enters second season with Bears after setting franchise single-season record in net punting average (40.4) in 2011... Came to Chicago after spending 4 seasons in Jacksonville (2007-10)... Has appeared in 75 NFL contests compiling 42.9 gross punting average (13,654 yards on 318 punts) and 38.6 net... Landed 96 punts inside-the-20... Established Jaguars team record with 39.2-yard net average in 2010... Also served as holder for placekicks for Bears and Jaguars.

CAREER TRANSACTIONS: Entered NFL as a fourth-round pick (101st overall) by the Jacksonville Jaguars in the 2007 NFL Draft... Signed 4-year contract with the Jaguars... Signed 5-year contract with Chicago (7/30/11). **SIGNED through 2015**

2011 SEASON: Set Bears franchise record with 40.4 net punting average after setting career highs in punts (89), yards (3,903) and gross average (43.9)... Finished 6th in NFL in net punting... Landed 21 punts inside the 20 with just 4 touchbacks... Forced 27 fair catches, tied for 3rd most in the NFL... Helped Bears coverage unit to allow just 5.4 yards per return, 2nd in the NFL... Served as Bears holder for placekicks... Appeared in all 16 contests for fourth time in career and third-straight season. **GAMES PLAYED-STARTED: 16-0**

PREVIOUS SEASONS: 2010 - Punted 57 times for career-best 43.8-yard gross average in Jacksonville... Broke team record with 39.2-yard net average which tied for fourth in league... Allowed NFL-low 19 punt returns, fewest in team history... Had career-high 26 punts downed inside the 20 and just seven touchbacks. **2009** - Played in all 16 games registering 41.9-gross average and a 38.3-yard net average on career-high 72 punts... Landed 23 inside the 20 and had 5 touchbacks... 38.3-yard net average ranked fourth in franchise history. **2008** - Played in 11 games before suffering a knee injury on 11/23 vs. MIN that forced him to miss final five contests... Recorded 43.2-yard gross average and a 36.6-yard net average on 46 punts... Had 12 punts downed inside the 20 and had 5 touchbacks... Added 4 special teams tackles. **2007** - Played in all 16 games and both postseason games as a rookie... Had 54 punts for 41.6-yard gross average and 36.9-yard net average... Landed 14 punts inside the 20 and with 2 touchbacks... Had a career-long punt of 76 yards at TB (10/28) ... Had 5 punts for a 41.6-yard net average in the postseason.

COLLEGE: In four seasons at Maryland (2003-06), was only four-time All-ACC selection in school history... Ranked fourth in school annals with 216 punts and second with 9,314 yards... 43.1 average was second-best in school history and ninth-best in ACC history... Had 83 career punts downed inside the 20 (38 pct.), including 35 inside the 10... Recorded career net yard average of 38.4... Did not have a punt blocked in his career... Recipient of the team's Terrapin Club Award, given to the player that gave the greatest career contribution to football... Semifinalist for Draddy Award, honoring the top student-athlete in the nation... Graduated with a degree in marketing.

PERSONAL: Resides in Pittsford, N.Y... Attended Pittsford (N.Y.) Sutherland High... Three-year letterman in football as a punter, FB and LB... Named first-team All-State as a scholar-athlete by the New York Coaches' Association and earned all-Region honors from Super Prep... Earned first-team All-State honors as a senior punter from the New York State Writers Association... Also competed in track, posting the fastest 200-meter (21.58) and 400-meter times (50.5) in the state as a junior... Was inducted into the Rochester Jewish Sports Hall of Fame in June of 2008... Avid golfer who hosted the inaugural Adam Podlesh "Play for Life" Celebrity Golf Classic in April of 2011 at Timuquana Country Club to benefit cancer research in North Florida by contributing to the David Garrard Foundation and The American Cancer Society... Participated in the 2009 American Red Cross Charity Golf Tournament... Attended classes in 2010 at The Wharton School of the University of Pennsylvania as part of the NFL Business Management and Entrepreneurial program.



ADAM PODLESH'S NFL STATISTICS

REGULAR SEASON

Year	Team	GP	Punts	Yds	Avg	Opp Ret	Yds	Net	TB	In-20	Lg	Blk
2007	Jacksonville	16	54	2249	41.6	28	218	36.9	2	14	76	0
2008	Jacksonville	11	46	1989	43.2	24	206	36.6	5	12	60	0
2009	Jacksonville	16	72	3017	41.9	38	159	38.3	5	23	64	0
2010	Jacksonville	16	57	2496	43.8	19	123	39.2	7	26	63	0
2011	Chicago	16	89	3,903	43.9	41	223	40.4	4	21	70	0
NFL Totals		75	318	13,654	42.9	150	929	38.6	23	96	76	0

ADDITIONAL STATS: Rushing -- 2 attempts for -2 yards. Kickoffs -- 5: 2007 (4); 2009 (1). Passing -- 0 for 1, 0 yards: 2011 (0 for 1).

POSTSEASON

Year	Team	GP	Punts	Yds	Avg	Opp Ret	Yds	Net	TB	In-20	Lg	Blk
2007	Jacksonville	2	5	250	50.0	2	22	41.6	1	1	54	0
Postseason		2	5	250	50.0	2	22	41.6	1	1	54	0

SEASON / CAREER / PLAYOFF HIGHS

	2011	Career	Playoff
Punts	11, at DEN (12/11)	Same	4, at PIT (1/5/08)
Punting Yards	526, at DEN (12/11)	Same	200, at PIT (1/5/08)
Gross Avg. (Min 4)	48.0, vs. ATL (9/11)	50.5, vs. BUF (9/14/08)	50.0, at PIT (1/5/08)
Punts In-the-20	4, at DEN (12/11)	4, two times	1, at PIT (1/5/08)
Longest Punt	70, vs. DET (11/13)	76, at TB (10/28/07)	54, at PIT (1/5/08)

ADAM PODLESH'S GAME-BY-GAME STATISTICS

2007 JACKSONVILLE JAGUARS

DATE	W/L	Opp.	No.	Yds	Avg	Long	In-20
9/9	L	TEN	5	211	42.2	49	0
9/16	W	ATL	4	134	33.5	43	1
9/23	W	at DEN	2	80	40.0	44	0
10/7	W	at KC	4	180	45.0	56	3
10/14	W	HOU	0	0	-	-	0
10/22	L	IND	1	47	47.0	47	0
10/28	W	at TB	8	364	45.5	76	1
11/4	L	at NO	5	193	38.6	47	0
11/11	W	at TEN	5	215	43.0	49	1
11/18	W	SD	5	203	40.6	49	1
11/25	W	BUF	1	51	51.0	51	0
12/2	L	at IND	0	0	-	-	0
12/9	W	CAR	1	26	26.0	26	1
12/16	W	at PIT	5	145	29.0	44	3
12/23	W	OAK	4	201	50.3	57	2
12/30	L	at HOU	4	199	49.8	54	1
Totals	0-0		54	2,249	41.6	76	14

2008 JACKSONVILLE JAGUARS

DATE	W/L	Opp.	No.	Yds	Avg	Long	In-20
<i>DNP Weeks 12-16 due to a knee injury</i>							
9/7	L	at TEN	6	222	37.0	50	4
9/14	L	BUF	4	202	50.5	52	0
9/21	W	at IND	1	60	60.0	60	1
9/28	W	HOU	2	93	46.5	56	1
10/5	L	PIT	5	233	46.6	55	1
10/12	W	at DEN	4	160	40.0	46	0
10/26	L	CLE	3	140	46.7	59	0
11/2	L	at CIN	6	270	45.0	52	2
11/9	W	at DET	2	77	38.5	50	2
11/16	L	TEN	10	409	40.9	51	1
11/23	L	MIN	3	123	41.0	50	0
Totals	0-0		46	1,989	43.2	60	12

2009 JACKSONVILLE JAGUARS

DATE	W/L	Opp.	No.	Yds	Avg	Long	In-20
9/13	L	at IND	5	189	37.8	57	2
9/20	L	ARZ	4	181	45.3	61	1
9/27	W	at HOU	3	106	35.3	38	1
10/4	W	TEN	3	111	37.0	49	1
10/11	L	at SEA	8	371	46.4	54	2
10/18	W	STL	4	145	36.3	48	1
11/1	L	at TEN	7	309	44.1	64	2
11/8	W	KC	4	177	44.3	54	0
11/15	W	at NYJ	4	147	36.8	44	1
11/22	W	BUF	5	224	44.8	53	3
11/29	L	at SF	4	173	43.3	48	2
12/6	W	HOU	3	148	49.3	54	2
12/13	L	MIA	7	302	43.1	62	2
12/17	L	IND	3	134	44.7	52	0
12/27	L	at NE	4	155	38.8	47	2

1/3	L	at CLE	4	145	36.3	43	1
Totals	0-0		72	3,017	41.9	64	23

2010 JACKSONVILLE JAGUARS

DATE	W/L	Opp.	No.	Yds	Avg	Long	In-20
9/12	W	DEN	4	165	41.3	56	2
9/19	L	at SD	0	0	-	-	0
9/26	L	PHI	8	384	48.0	63	3
10/3	W	IND	4	170	42.5	47	2
10/10	W	at BUF	0	0	-	-	0
10/18	L	TEN	3	112	37.3	46	2
10/24	L	at KC	3	115	38.3	55	2
10/31	W	at DAL	5	242	48.4	57	1
11/14	W	HOU	3	131	43.7	59	2
11/21	W	CLE	2	67	33.5	38	1
11/28	L	at NYG	3	130	43.3	51	2
12/5	W	at TEN	2	86	43.0	46	1
12/12	W	OAK	5	207	41.4	47	3
12/19	L	at IND	4	192	48.0	61	2
12/26	L	WAS	7	318	45.4	52	2
1/2	L	at HOU	4	177	44.3	51	1
Totals	0-0		57	2,496	43.8	63	26

2011 CHICAGO BEARS

DATE	W/L	Opp.	No.	Yds	Avg	Long	In-20
9/11	W	ATL	6	288	48.0	57	1
9/18	L	at NO	8	350	43.8	51	2
9/25	L	GB	7	298	42.6	49	0
10/2	W	CAR	4	157	39.3	51	2
10/10	L	at DET	5	221	44.2	55	1
10/16	W	MIN	3	115	38.3	51	2
10/23	W	at TB	6	228	38.0	45	2
11/7	W	at PHI	3	103	34.3	50	1
11/13	W	DET	6	280	46.7	70	0
11/20	W	SD	3	137	45.7	55	1
11/27	L	at OAK	5	225	45.0	52	0
12/4	L	KC	7	304	43.4	54	3
12/11	L	at DEN	11	526	47.8	57	4
12/18	L	SEA	6	238	39.7	49	1
12/25	L	at GB	2	98	49.0	56	0
1/1	W	at MIN	7	335	47.9	60	1
Totals	0-0		89	3,903	43.9	70	21



62 CHILO RACHAL

Ht: 6-5

Age: 26

Bears Season: 1

Acquired: Unrestricted free agent in 2012 (SF)

Wt: 323

College: Southern California

NFL Season: 5

GUARD

PRO CAREER: Has appeared in 55 games with 38 starts at RG in four seasons with the San Francisco 49ers... Paved way for three 1,000-yard rushing seasons by 49ers RB Frank Gore (2008-09 and '11) during his time in San Francisco... Was a part of offensive line that helped Gore to Pro Bowl nods following the 2009 and 2011 seasons... Helped Gore tie a 49ers single-season mark with 10 rushing TDs in 2009... Appeared in two postseason contests as a reserve for San Francisco.

CAREER TRANSACTIONS: Entered NFL as a second-round pick (39th overall) by San Francisco in the 2008 NFL Draft... Signed 4-year contract with the 49ers (7/16/08)... Signed 1-year contract with Bears (4/23/12). **SIGNED through 2012**

2011 SEASON: Appeared in all 16 regular season contests with 3 starts at RG for the 49ers... Helped pave way for 1,000-yard rushing season by Pro Bowl RB Frank Gore (1,211 yards)... Started first three contests of the season at RG... Appeared in both of San Francisco's postseason contests as a reserve. **GAMES PLAYED-GAMES STARTED: 16-3**

PREVIOUS SEASONS: 2010 - Appeared in 15 contests with 14 starts at RG... Inactive Week 2 vs. NO (9/20) due to stinger, sub in Week 10 vs. STL (11/14). **2009** - Played in all 16 contests with 15 starts at RG... Helped block for Pro Bowl RB Frank Gore who tied a 49ers single-season franchise record with 10 rushing TDs... Sub in Week 7 at HOU (10/25). **2008** - Saw action in 8 games, starting the final 6 contests at RG... Made his NFL debut at ARZ (11/10)... Made first NFL start at RG at DAL (11/23).

COLLEGE: In 21 games as a starter at Southern California, never allowed a QB sack as he delivered 155 knockdowns, including 15 TD-resulting blocks... Started 9 games at RG in final season, earning first-team All-American honors... Started 12 games at RG in 2006 and was named second-team All-American... Appeared in every game as a reserve guard as a redshirt freshman, seeing most of his action on special teams... Redshirted as a freshman after missing all of September following arthroscopic knee surgery.

PERSONAL: Attended Dominguez (Compton, CA) HS, where he earned All-American honors... Limited to just 4 games as a senior due to a knee injury... Chose to enter the NFL Draft earlier than planned due to his mother and father's health issues and medical expenses... Had two older brothers who were killed when he was young.

CHILO RACHAL'S NFL STATISTICS

REGULAR SEASON

GAMES PLAYED-STARTED - 55-38: 2008 SF (8-6); 2009 SF (16-15); 2010 SF (15-14); 2011 SF (16-3).

POSTSEASON

GAMES PLAYED-STARTED - 2-0: 2011 SF (2-0).



CHICAGO BEARS PLAYERS



53 NICK ROACH

Ht: 6-1

Age: 27

Bears Season: 6

Acquired: Practice squad claim in 2007 (SD)

Wt: 234

College: Northwestern

NFL Season: 6

LINEBACKER

PRO CAREER: Played in 64 games over five NFL seasons, including 45 starts... Credited with 194 tackles (102 solo), 2 sacks and 18 TFLs... Added 9 PBUs, 4 forced fumbles and 1 fumble recovery... Credited with 29 career special teams tackles... Spent the first 11 weeks of the 2007 season on the Chargers practice squad before being signed to the Bears active roster where he played in 3 games... Notched 3 special teams tackles in 2 career postseason games.

HONORS AND AWARDS: 2011 - Brian Piccolo Award.

CAREER TRANSACTIONS: Signed as an undrafted free agent by San Diego (5/2/07)... Placed on the Chargers practice squad (9/4/07)... Signed by the Bears (11/21/07)... Re-signed by Chicago (3/16/09)... Signed one-year tender (4/19/10). **SIGNED through 2012**

2011 SEASON: Appeared in 16 games, making 15 starts at SLB... Credited with 61 tackles (26 solo), 6 TFLs and 3 PBUs... Added 2 special teams stops. **GAMES PLAYED-STARTED: 16-15**

PREVIOUS SEASONS: **2010** - Appeared in 15 games, making 6 starts... Credited with 11 tackles (4 solo), 1 PBU and 1 forced fumble... Added 6 special teams stops... Played in both postseason contests, recording 3 special teams tackles. **2009** - Saw action in all 16 games for the first time in his career, with 15 starts (12 at SLB, 3 at MLB)... Tied for the team lead with a career-high 10 TFLs... Had a career-high 82 tackles (47 solo)... Recorded 2.0 sacks, 4 PBUs, 3 forced fumbles and 1 fumble recovery... Added 9 special teams stops. **2008** - Played in 14 games and saw 9 starts at SLB... Credited with 40 tackles (25 solo) among 2 TFLs and 1 PBU... Notched 7 special teams tackles... Inactive for Games 6-7... Collected a career-high 8 tackles at HOU (12/28). **2007** - Joined the Bears from the San Diego Chargers practice squad (11/21)... Played in Games 14-16, recording 5 special teams tackles in those contests; Inactive Games 11-13.

COLLEGE: Attended Northwestern (2003-06) where he started 32 career games... Finished his career with 241 tackles, 9.0 sacks, 16 TFLs and 2 interceptions... Named Academic all-Big Ten and team co-MVP as a senior despite having his season cut short due to a broken leg... Led the Wildcats with 62 tackles despite playing in just eight games in 2006... Northwestern's second-leading tackler as a junior with 77 stops... Earned WGN Defensive Newcomer of the Year Award as a sophomore after finishing second on the team with 7.5 TFLs... Played in all 13 games as a freshman... Majored in art theory and practice with a minor in business institutions.

PERSONAL: Went to high school at Milwaukee Lutheran where he lettered in football, basketball and track... *SuperPrep* all-Midwest Region and PrepStar/Rivals all-Midwest Region honoree... Uncle John Rhodes played basketball at Ohio University and is the head coach at Ohio Northern University, while aunt Jennifer Rhodes played basketball at Wisconsin.

NICK ROACH'S NFL STATISTICS

REGULAR SEASON

Year	Team	Tackles							Interceptions					Fumbles			Misc.	
		GP	GS	Tot	S	A	Sk	Yds	No	Yds	Lg	TD	PD	FF	FR	Yds	TFL	STT
2007	Chicago	3	0	0	0	0	0.0	0.0	0	0	0	0	0	0	0	0	0	5
2008	Chicago	14	9	40	25	15	0.0	0.0	0	0	0	0	1	0	0	0	2	7
2009	Chicago	16	15	82	47	35	2.0	21.0	0	0	0	0	4	3	1	0	10	9
2010	Chicago	15	6	11	4	7	0.0	0.0	0	0	0	0	1	1	0	0	0	6
2011	Chicago	16	15	61	26	35	0.0	0.0	0	0	0	0	3	0	0	0	6	2
NFL Totals		64	45	194	102	92	2.0	21.0	0	0	0	0	9	4	1	0	18	29

POSTSEASON

Year	Team	Tackles							Interceptions					Fumbles			Misc.	
		GP	GS	Tot	S	A	Sk	Yds	No	Yds	Lg	TD	PD	FF	FR	Yds	TFL	STT
2010	Chicago	2	0	0	0	0	0.0	0.0	0	0	-	-	0	0	0	0	0	3

SEASON / CAREER / PLAYOFF HIGHS

	2011	Career	Playoff
Tackles.....	7, at NO (9/18)	12, at CIN (10/25/09)	None
Solos.....	4, vs. DET (11/13)	7, two times	None
Pass Defenses.....	2, vs. DET (11/13)	2, two times	None

NICK ROACH'S GAME-BY-GAME DEFENSIVE STATS 24-21 Regular Season Starting Record (0-0 Postseason Record)

2007 CHICAGO BEARS

NOT WITH TEAM for Games 1-10; INACTIVE Games 11-13

Date	W/L	Opp.	Tkis-S	TFL	PD	INT-Yds	Sk-YL
12/17	L	at MIN	0-0	0	0	0-0	0-0
12/23	W	GB	0-0	0	0	0-0	0-0
12/30	W	NO	0-0	0	0	0-0	0-0
Totals	0-0		0-0	0	0	0-0	0-0

2008 CHICAGO BEARS

Date	W/L	Opp.	Tkis-S	TFL	PD	INT-Yds	Sk-YL
9/7	W	at IND	0-0	0	0	0-0	0-0
9/14	L	at CAR	0-0	0	0	0-0	0-0
9/21	L	TB	0-0	0	0	0-0	0-0
9/28	W	PHI	1-0	0	0	0-0	0-0
10/5	W	at DET	1-1	0	0	0-0	0-0
10/12	L	at ATL			INACTIVE		
10/19	W	MIN			INACTIVE		
11/2*	W	DET	6-3	0	0	0-0	0-0
11/9*	L	TEN	3-0	0	0	0-0	0-0
11/16*	L	at GB	3-3	0	0	0-0	0-0
11/23*	W	at STL	4-4	1	0	0-0	0-0
11/30*	L	at MIN	3-2	1	0	0-0	0-0
12/7*	W	JAX	3-2	0	1	0-0	0-0
12/11*	W	NO	6-4	0	0	0-0	0-0
12/22*	W	GB	2-1	0	0	0-0	0-0
12/28*	L	at HOU	8-5	0	0	0-0	0-0
Totals	5-4		40-25	2	1	0-0	0-0

2009 CHICAGO BEARS

Date	W/L	Opp.	Tkis-S	TFL	PD	INT-Yds	Sk-YL
9/13	L	at GB	1-0	0	0	0-0	0-0
9/20*	W	PIT	2-1	1	0	0-0	0-0
9/27*	W	at SEA	6-3	2	2	0-0	0-0
10/4*	W	DET	10-7	1	1	0-0	1-10
10/18*	L	at ATL	10-5	0	0	0-0	0-0
10/25*	L	at CIN	12-7	0	0	0-0	0-0
11/1*	W	CLE	8-5	0	0	0-0	0-0
11/8*	L	ARZ	3-2	2	0	0-0	0-0
11/12*	L	at SF	5-3	1	1	0-0	0-0
11/22*	L	PHI	2-1	0	0	0-0	0-0
11/29*	L	at MIN	6-3	0	0	0-0	0-0
12/6*	W	STL	6-5	1	0	0-0	0-0
12/13*	L	GB	2-1	1	0	0-0	0-0
12/20*	L	at BAL	1-0	1	0	0-0	1-11
12/28*	W	MIN	3-1	0	0	0-0	0-0
1/3*	W	at DET	5-3	0	0	0-0	0-0
Totals	7-8		82-47	10	4	0-0	2-21

2010 CHICAGO BEARS

Date	W/L	Opp.	Tkis-S	TFL	PD	INT-Yds	Sk-YL
9/12	W	DET	0-0	0	0	0-0	0-0
9/19	W	at DAL			INACTIVE		
9/27	W	GB	1-0	0	0	0-0	0-0
10/3	L	at NYG	0-0	0	0	0-0	0-0
10/10	W	at CAR	0-0	0	0	0-0	0-0
10/17	L	SEA	0-0	0	0	0-0	0-0
10/24	L	WAS	0-0	0	0	0-0	0-0
11/7	W	at BUF	0-0	0	0	0-0	0-0
11/14	W	MIN	0-0	0	0	0-0	0-0
11/18*	W	at MIA	1-0	0	0	0-0	0-0
11/28	W	PHI	0-0	0	0	0-0	0-0
12/5*	W	at DET	1-0	0	0	0-0	0-0
12/12*	L	NE	4-1	0	1	0-0	0-0
12/20*	W	at MIN	2-1	0	0	0-0	0-0
12/26*	W	NYJ	2-2	0	0	0-0	0-0
1/2*	L	at GB	0-0	0	0	0-0	0-0
Totals	4-2		11-4	0	1	0-0	0-0
POSTSEASON							
1/16	W	SEA	0-0	0	0	0-0	0-0
1/23	L	GB	0-0	0	0	0-0	0-0
Totals	0-0		0-0	0	0	0-0	0-0

2011 CHICAGO BEARS

Date	W/L	Opp.	Tkis-S	TFL	PD	INT-Yds	Sk-YL
9/11*	W	ATL	3-1	0	0	0-0	0-0
9/18*	L	at NO	7-3	0	1	0-0	0-0
9/25*	L	GB	4-1	0	0	0-0	0-0
10/2*	W	CAR	1-0	0	0	0-0	0-0
10/10	L	at DET	1-0	0	0	0-0	0-0
10/16*	W	MIN	5-3	0	0	0-0	0-0
10/23*	W	at TB	2-1	1	0	0-0	0-0
11/7*	W	at PHI	2-1	1	0	0-0	0-0
11/13*	W	DET	5-4	0	2	0-0	0-0
11/20*	W	SD	0-0	1	0	0-0	0-0
11/27*	L	at OAK	6-3	1	0	0-0	0-0
12/4*	L	KC	6-3	0	0	0-0	0-0
12/11*	L	at DEN	4-1	0	0	0-0	0-0
12/18*	L	SEA	5-1	1	0	0-0	0-0
12/25*	L	at GB	3-1	1	0	0-0	0-0
1/1*	W	at MIN	5-2	0	0	0-0	0-0
Totals	8-7		61-26	6	3	0-0	0-0

*Denotes Game Started



CHICAGO BEARS PLAYERS

SANZENBACHER



18 DANE SANZENBACHER

Ht: 5-11

Age: 23

Bears Season: 2

Acquired: Undrafted free agent in 2011

Wt: 180

College: Ohio State

NFL Season: 2

WIDE RECEIVER

PRO CAREER: Appeared in 16 contest in his 2011 rookie season with 1 start, hauling in 27 receptions for 276 yards (10.2 ypc) with 3 TDs... Has 2 special teams tackles... First Bears undrafted rookie to record multiple TD receptions since Dennis McKinnon (4) in 1983... 3 TD receptions are fourth in single-season Bears history among undrafted free agents, trailing Dennis McKinnon (7 in 1985 and 4 in 1983) and Tom Waddle (4 in 1992)... First Bears undrafted rookie to record touchdown catches in back-to-back games (Week 2 at NO and Week 3 vs. GB) since Marcus Anderson in 1981... Had reception in NFL debut (9/11/11) vs. ATL, to become first Bears undrafted rookie to have a reception in his NFL debut since Eric Smith in 1997.

CAREER TRANSACTIONS: Entered NFL as an undrafted free agent by Chicago (7/26/11)... **SIGNED through 2013**

2011 SEASON: Appeared in 16 games for Chicago with 1 start... Caught 27 receptions for 276 yards (10.2 ypc) with 3 TDs... Second on team in TD receptions, fourth in receptions and sixth in receiving yards... Added 2 special teams stops... Made NFL debut vs. ATL (9/11)... Made first NFL start vs. GB (9/25). **GAMES PLAYED-STARTED: 16-1**

COLLEGE CAREER: Four-year letterwinner at Ohio State (2007-10), played in 49 career games with 28 career starts... Caught 124 passes for 1,879 yards and 19 TDs... Ranks 10th in school history in receiving yards and tied a OSU single-game record with 4 TD catches against Eastern Michigan... Posted four 100-yard receiving games... Also rushed 6 times for 22 yards and 1 TD... Voted team captain and 2010 team MVP as a senior, leading the Buckeyes and ranking second in the Big Ten with 11 TD receptions... First-team all-Big Ten, piling up 55 catches for 948 yards (17.2 avg)... Added 4 rushed for 14 yards and a TD... Played in all 13 games as a junior, catching 36 passes for 570 yards and 6 TDs... Rushed 2 times for 8 yards... In his sophomore season, caught 21 passes for 272 yards and 1 TD... Hauled in 12 receptions for 89 yards and 1 TD as a freshman.

PERSONAL: Attended Central Catholic in Toledo, OH, where he was twice named City League player of the year... School career record holder in receiving yards (2,808), receptions (151), and all purpose yards (4,079)... Helped guide Central Catholic to 2005 state title with two touchdown receptions in championship game... First-team all-state as a junior... Played receiver and defensive back... All-state in in the 400-meter dash.

DANE SANZENBACHER'S NFL STATISTICS

REGULAR SEASON

Year	Team	GP-GS	Rec	Yds	Avg	Lg	TD	Rush	Yds	Avg	Lg	TD
2011	Chicago	16 - 1	27	276	10.2	22	3	0	0.0	-	-	0

ADDITIONAL STATS: Special Teams Tackles - 2: 2011 (2).



89 MATT SPAETH

Ht: 6-7

Age: 28

Bears Season: 2

Acquired: Unrestricted free agent in 2011 (PIT)

Wt: 260

College: Minnesota

NFL Season: 6

TIGHT END

PRO CAREER: Appeared in 75 career games, making 48 starts over 5 seasons with the Chicago Bears (2011) and Pittsburgh Steelers (2007-10)... Posted 43 receptions for 325 yards (7.6 avg) and 7 TDs in his career... Added 2 special teams tackles... Returned 4 kickoffs for 19 yards... Saw action in 7 career playoff games (6 starts), catching 3 passes for 22 yards.

CAREER TRANSACTIONS: Drafted by the Steelers in the third round (77th overall) of the 2007 NFL Draft... Resigned as one-year contract with Pittsburgh (4/15/10)... Signed three-year contract with Chicago (7/29/11). **SIGNED through 2013**

2011 SEASON: Played in 15 regular-season games, starting 8 at TE... Hauled in 7 receptions for 50 yards and 2 TDs... Returned 2 kickoffs for 14 yards. **GAMES PLAYED-STARTED: 15-8**

PREVIOUS SEASONS: 2010- Played in 14 regular-season games, starting 13 at TE/FB... Missed two games because of a concussion... Collected nine catches for 80 yards and one touchdown... Saw action in all three postseason contests, starting two games at TE... Finished with one catch for nine yards in the postseason. **2009 -** Appeared in all 16 games at TE, making 7 starts... Notched five receptions for 25 yards and 1 touchdown. **2008 -** Played in 16 regular-season games, making 13 starts... Established career highs with 17 receptions for 136 yards (8.0 avg.)... Caught a career-high six passes for 53 yards (8.8 avg.) against IND (11/9), then matched that total by catching six more passes for 55 yards (9.2 avg.) the following week against SD... Started all three postseason games, catching one pass for six yards. **2007 -** Appeared in 14 games, starting five... Inactive Weeks 3 and 4 due to a deep thigh bruise... Made NFL debut in Week 1 win over Cleveland, where his first career reception (five yards) went for a touchdown... For the season posted five receptions for 34 yards (6.8 avg.) and three scores... Also started the AFC Wild Card Game, where he made one catch for seven yards.

COLLEGE: At Minnesota, won the 2006 John Mackey Award, given annually to the nation's top tight end... Holds the school career records for tight ends with 109 receptions for 1,291 yards... As a senior, all-Big Ten first-team selection and honored by the league as the recipient of the Sportsmanship Award... Won the team's Bronko Nagurski Most Valuable Player Award... Started 11 games, missing the Ohio State clash after separating his right shoulder... Finished second on the team with 47 receptions for 564 yards (12.0 avg.) and 4 touchdowns... Recorded one solo tackle... In 2005, named all-Big Ten first-team

and academic all-Big Ten choice... Started every game, finishing third on the team with 26 receptions for 333 yards (12.8 avg.) and 4 touchdowns... As a sophomore, honorable mention all-Big Ten started every game, finishing third on the team with 24 receptions for 298 yards (12.4 avg.) and 4 touchdowns... As a freshman, earned all-Big Ten freshman honors from The Sporting News... Saw action in all 13 games, starting 10 contests... Ranked sixth on the squad with 12 catches for 96 yards (8.2 avg.)... Gained 49 yards on 3 kickoff returns (16.3 avg.)... Redshirted as a true freshman.

PERSONAL: Attended St. Michael-Albertville H.S. where he was first-team all-metro pick by the Minnesota High School Coaches Association, the Minneapolis Star Tribune and KARE 11-TV as a senior... Named the Defensive MVP of the 1999 3A state championship game and was also the Defensive MVP of his conference... Earned three letters as a center on the basketball team and named all-conference three times for his play on the hardwood... Father was a tight end at Nebraska (1975-77) and chosen in the fifth round of the 1978 NFL Draft by the Buffalo Bills.



MATT SPAETH'S NFL STATISTICS

REGULAR SEASON

Year	Team	GP-GS	Rec	Yds	Avg	Lg	TD
2007	Pittsburgh	14-6	5	34	6.8	13t	3
2008	Pittsburgh	16-13	17	136	8.0	13	0
2009	Pittsburgh	16-8	5	25	5.0	9	1
2010	Pittsburgh	14-13	9	80	8.9	13	1
2011	Chicago	15-8	7	50	7.1	13	2
NFL totals		75-48	43	325	7.6	13t	7

POSTSEASON

Year	Team	GP-GS	Rec	Yds	Avg	Lg	TD
2007	Pittsburgh	1-1	1	7	7.0	7	0
2008	Pittsburgh	3-3	1	6	6.0	6	0
2010	Pittsburgh	3-2	1	9	9.0	9	0
NFL totals		7-6	3	22	7.3	9	0

SEASON / CAREER / PLAYOFF HIGHS

	2011	Career	Playoff
Receptions	2, two times	5, two times	1, three times
Receiving Yards	13, two times	55, vs. SD (11/16/08)	9, vs. GB (SB XLV)
Longest Reception	13, vs. SD (11/20)	13, four times	9, vs. GB (SB XLV)
Receiving TDs	1, two times	1, seven times	None

MATT SPAETH'S GAME-BY-GAME OFFENSIVE STATS 31-17 Regular Season Starting Record (4-2 Postseason Record)

2007 PITTSBURGH STEELERS

Date	W/L	Opp.	Rec	Yds	Avg	Long	TD
9/9	W	at CLE	1	5	5.0	5t	1
9/16*	W	BUF	2	10	5.0	9	1
10/7	W	SEA	0	0	-	0	0
10/21	L	at DEN	1	13	13.0	13t	1
10/28*	W	at CIN	0	0	-	0	0
11/5	W	BAL	0	0	-	0	0
11/11*	W	CLE	0	0	-	0	0
11/18*	L	at NYJ	1	6	6.0	6	0
11/26	W	MIA	0	0	-	0	0
12/2*	W	CIN	0	0	-	0	0
12/9*	L	at NE	0	0	-	0	0
12/16	L	JAX	0	0	-	0	0
12/20	W	at STL	0	0	-	0	0
12/30*	L	at BAL	0	0	-	0	0
Totals	3-3		5	34	6.8	13t	3

POSTSEASON

1/5*	L	JAX	1	7	7.0	7	0
------	---	-----	---	---	-----	---	---

2008 PITTSBURGH STEELERS

Date	W/L	Opp.	Rec	Yds	Avg	Long	TD
9/7	W	HOU	1	6	6	6	0
9/14*	W	at CLE	0	0	-	0	0
9/21*	L	at PHI	0	0	-	0	0
9/29*	W	BAL	0	0	-	0	0
10/5*	W	at JAX	0	0	-	0	0
10/19	W	at CIN	1	6	6.0	6	0
10/26*	L	NYG	0	0	-	0	0
11/3	W	at WAS	1	6	6.0	6	0
11/9*	L	IND	6	53	8.8	13	0
11/16*	W	SD	6	55	9.2	11	0
11/20*	W	CIN	0	0	-	0	0
11/30*	W	at NE	1	4	4.0	4	0
12/7*	W	DAL	1	6	6.0	6	0
12/14*	W	at BAL	0	0	-	0	0
12/21*	L	at TEN	0	0	-	0	0
12/28*	W	CLE	0	0	-	0	0
Totals	10-3		17	136	8.0	13	0

POSTSEASON

1/11*	W	SD	0	0	-	0	0
1/18*	W	BAL	0	0	-	0	0
2/1*	W	at ARZ	1	6	6.0	6	0
Totals	3-0		1	6	6.0	39t	1

2009 PITTSBURGH STEELERS

Date	W/L	Opp.	Rec	Yds	Avg	Long	TD
9/10*	W	TEN	0	0	-	0	0
9/20	L	at CHI	2	10	5.0	9	1
9/27	L	at CIN	1	7	7.0	7	0
10/4*	W	SD	0	0	-	0	0
10/11*	W	at DET	0	0	-	0	0
10/18	W	CLE	0	0	-	0	0
10/25	W	MIN	0	0	-	0	0

11/9*	W	at DEN	0	0	-	0	0
11/15*	L	CIN	1	1	1.0	1	0
11/22*	L	at KC	1	7	7.0	7	0
11/29	L	at BAL	0	0	-	0	0
12/6*	L	OAK	0	0	-	0	0
12/10*	L	at CLE	0	0	-	0	0
12/20	W	GB	0	0	-	0	0
12/27	W	BAL	0	0	-	0	0
1/3	W	at MIA	0	0	-	0	0
Totals	4-4		5	25	5.0	9	1

2010 PITTSBURGH STEELERS

Date	W/L	Opp.	Rec	Yds	Avg	Long	TD
9/12*	W	ATL	0	0	-	0	0
9/19*	W	at TEN	0	0	-	0	0
9/26*	W	at TB	0	0	-	0	0
10/3*	L	BAL	0	0	-	0	0
10/17*	W	CLE	0	0	-	0	0
10/24*	W	at MIA	0	0	-	0	0
10/31*	L	at NO	2	21	10.5	12	0
11/8*	W	at CIN	1	12	12.0	12	0
11/14*	L	NE	0	0	-	0	0
11/21*	W	OAK	2	16	8.0	8	0
12/12*	W	CIN	1	4	4.0	4	0
12/19*	L	NYJ	3	27	9.0	13	1
12/23*	W	CAR	0	0	-	0	0
1/2	W	at CLE	0	0	-	0	0
Totals	9-4		9	80	8.9	13	1

POSTSEASON

1/15	W	BAL	0	0	-	0	0
1/23*	W	NYJ	0	0	-	0	0
2/6*	L	at GB	1	9	9.0	9	0
Totals	1-1		1	9	9.0	9	0

2011 CHICAGO BEARS

Date	W/L	Opp.	Rec	Yds	Avg	Long	TD
9/11*	W	ATL	2	7	3.5	6	1
9/18*	L	at NO	0	0	-	0	0
9/25	L	GB	0	0	-	0	0
10/10	L	at DET	1	8	8.0	8	0
10/16*	W	MIN	0	0	-	0	0
10/23	W	at TB	0	0	-	0	0
11/7	W	at PHI	2	13	6.5	8	1
11/13*	W	DET	0	0	-	0	0
11/20*	W	SD	1	13	13.0	13	0
11/27*	L	at OAK	1	9	9.0	9	0
12/4	L	KC	0	0	-	0	0
12/11	L	at DEN	0	0	-	0	0
12/18*	L	SEA	0	0	-	0	0
12/25	L	at GB	0	0	-	0	0
1/1*	W	at MIN	0	0	-	0	0
Totals	5-3		7	50	7.1	13	2

*Denotes Game Started



67 CHRIS SPENCER

Ht: 6-3

Age: 30

Bears Season: 2

Acquired: Waived free agent in 2011 (SEA)

Wt: 309

College: Mississippi

NFL Season: 8

CENTER

PRO CAREER: Played in 97 career games in seven seasons with the Chicago Bears (2011) and Seattle Seahawks (2005-10), making 84 starts... Versatile lineman has started at both guard positions and center... Named to the Pro Football Weekly all-rookie team in 2005... Also started all 6 playoff games he has appeared in.

HONORS AND AWARDS: 2005 - PWA/PFWA all-rookie team.

CAREER TRANSACTIONS: Drafted by Seattle in the first round (26th overall) of the 2005 NFL Draft... Signed a five-year contract (8/3/05)... Re-signed by Seahawks (4/15/10)... Declared free agent (7/25/11)... Signed by Chicago to a two-year contract (7/31/11). **SIGNED through 2012**

2011 SEASON: Started 14 of 15 games played at RG... Helped Bears offense eclipse 2,000-yard rushing mark (2,015) for second time in 21 years, while averaging 4.4 yards per carry, highest team total since 1990... Started at RG when Matt Forte rushed for 205 yads vs. CAR (10/2), tied for 2nd most in Bears single-game history... DNP in Week 5 at DET (10/10) due to hand injury. **GAMES PLAYED-STARTED: 15-14**

PREVIOUS SEASONS: **2010** - Started all 16 games for the second time in his career... Helped block for Matt Hasselbeck's 3,000-yard passing season... Also started both postseason contests. **2009** - Started all 14 games played... Missed the first 2 games because of injury, starting the next 11 contests at center before being moved to right guard for the final 3 games. **2008** - Started all 11 games he played in... Helped team rush for 245 yards against STL (9/21), the most since club record 320 vs. HOU (10/16/05). **2007** - For the first time in his career, started all 16 games... Also started both postseason contests. **2006** - Played in all 16 games, making 13 starts... Made his first career start vs. NYG (9/24). **2005** - As a rookie, played in 7 games... Helped block for 1,000-yard rushing season by Shaun Alexander.

COLLEGE: Entered the draft after his junior season at Ole Miss... Started at center all 11 games for Rebels as a junior... Named all-SEC by SEC Football Saturdays and earned honorable mention all-SEC honors from the AP.

PERSONAL: Considered one of the top linemen in the nation as a senior at Madison Central High School... Earned *Parade*, *SuperPrep*, *Prep Football Report*, *USA Today* and Reebok's ESPN All-America first-team honors... Selected Player of Year in Mississippi by Gatorade... Helped Madison Central to Class 5A state championship in 1999 and a perfect 15-0 record... Won Class 5A Super Heavyweight powerlifting championship of Mississippi both junior and senior year.

CHRIS SPENCER'S NFL STATISTICS

REGULAR SEASON

GAMES PLAYED-STARTED - 97-84; BEARS CAREER - 15-14: 2005 SEA (9-0); 2006 SEA (16-13); 2007 SEA (16-16); 2008 SEA (11-11); 2009 SEA (14-14); 2010 SEA (16-16); 2011 CHI (15-14).

POSTSEASON

GAMES PLAYED-STARTED - 6-6: 2006 SEA (2-2); 2007 SEA (2-2); 2010 SEA (2-2).



20 CRAIG STELTZ

Ht: 6-1

Age: 26

Bears Season: 5

Acquired: 4th round of the 2008 draft

Wt: 210

College: LSU

NFL Season: 5

SAFETY

PRO CAREER: Has appeared in 48 games with 7 starts over four seasons with Chicago, notching 71 career tackles (43 solo), 1 INT, 1 PBU, 1 sack, 2 forced fumbles and 3 TFLs... Credited with 37 special teams stops.

CAREER TRANSACTIONS: Drafted in the fourth round (120th overall) of the 2008 NFL Draft by the Chicago Bears... Signed a 4-year contract with the Bears (6/2/08)... Signed 2-year contract with Chicago (3/21/12). **SIGNED through 2013**

2011 SEASON: Set career-highs in games played (16), starts (5), tackles (48), TFLs (3), PBUs (1) and sacks (1)... Finished fourth on the team with 12 special teams tackles, second most in his career... Started Weeks 3 and 14-17 at SS... Gathered career-high 13 tackles vs. SEA (12/18). **GAMES PLAYED-STARTED: 16-5**

PREVIOUS SEASONS: 2010 - Appeared in 9 games, playing mostly on special teams... Credited with 5 special teams tackles. **2009** - Played in 12 games, notching 2 starts at strong safety... Collected 12 tackles (7 solo)... Posted 7 special teams stops and recovered a fumble on special teams. **2008** - Saw action in 11 games, spending time at safety and playing on special teams... Finished sixth on the team with 13 special teams stops, despite not playing the first five games of the season... Added 11 defensive tackles (solo) and 1 INT... Returned his first career INT 44 yards vs. DET (11/2)... Blocked a punt vs. MIN (10/19) that was returned for a TD... Appeared in his first NFL game at ATL (10/12), recording a team-high 3 special teams stops.

COLLEGE: Four-year letterwinner at LSU (2004-2007), finished his career ranked fifth in school history in passes defended (34) and sixth in INTs (11)... Played in 44 games, including 20 starts... Tallied 184 tackles (114 solo), 7 TFLs, 2.0 sacks, 3 FF and 2 FR in his career, despite playing just one season as a full-time starter... Named 2007 first-team All-American by the *Associated Press*, Walter Camp Foundation, Football Writer's, ESPN, CBSSports.com and Rivals.com... First-team all-SEC, Thorpe Award (top defensive back in college football) finalist and team captain as a senior... Member of LSU's 2007 National Championship team... Started all 14 games as a senior, leading LSU with 101 tackles (66 solo) and 6 INTs... The 6 INTs rank 7th in school history... Tied a school record with 3 INTs in the Tigers' season opener against Mississippi State... Named SEC Defensive Player of the Week vs. Ole Miss 12/17, hauling in 2 INTs to go along with 5 tackles... Posted career highs with 16 tackles against Florida and Arkansas... Missed part of the NCAA Championship Game with a stinger... Appeared in 13 games, including 3 starts as a junior... Tallied 4 INTs, becoming the first player in Tiger history to record a pick in four consecutive games, including a career-long 76-yard return against Tulane... Finished with 42 tackles (20 solo), 2 TFLs, 1.0 sack and 5 PBUs... Started final 2 games at strong safety, including LSU's Allstate Sugar Bowl win over Notre Dame... As a sophomore, started in the Tigers' nickel and dime packages, making 3 starts in 13 games played... Credited with 40 tackles (28 solo), 1 INT, 2 PBUs and 1 FR... Returned a blocked punt for a TD vs. Arizona State... Saw action in 4 games as a freshman.

PERSONAL: First-team All-State at Rummel (Metairie, LA) H.S. and became the first player to have his number retired at the school... Also played running back and returned kicks... Parents are Keith and Linda Steltz... Older brother Kevin was the starting fullback at LSU for three years... Majored in management.

CRAIG STELTZ'S NFL STATISTICS

REGULAR SEASON

Year	Team	GP	GS	Tackles				No	Interceptions				Fumbles			Misc.	
				Tot	S	A	Sk		Yds	Lg	TD	PD	FF	FR	Yds	TFL	STT
2008	Chicago	11	0	11	8	3	0.0	0.0	1	44	44	0	0	0	0	0	13
2009	Chicago	12	2	12	7	5	0.0	0.0	0	0	0	0	0	0	0	0	7
2010	Chicago	9	0	0	0	0	0.0	0.0	0	0	0	0	0	0	0	0	5
2011	Chicago	16	5	48	28	20	1.0	7.0	0	0	0	1	2	0	0	3	12
NFL totals		48	7	71	43	28	1.0	7.0	1	44	44	0	1	2	0	0	37

POSTSEASON

Year	Team	GP	GS	Tackles				No	Interceptions				Fumbles			Misc.	
				Tot	S	A	Sk		Yds	Lg	TD	PD	FF	FR	Yds	TFL	STT
2010	Chicago	0	0	0	0	0	0.0	0.0	0	0	-	-	0	0	0	0	0

CRAIG STELTZ'S GAME-BY-GAME DEFENSIVE STATS 3-4 Regular Season Starting Record (0-0 Postseason Record)

2008 CHICAGO BEARS

Date	W/L	Opp.	Tkls-S	TFL	PD	INT-Yds	Sk-YL
Inactive Games 1-5							
10/12	L	at ATL	0-0	0	0	0-0	0-0
10/19	W	MIN	0-0	0	0	0-0	0-0
11/2	W	DET	2-2	0	0	1-44	0-0
11/9	L	TEN	0-0	0	0	0-0	0-0
11/16	L	at GB	0-0	0	0	0-0	0-0
11/23	W	at STL	1-1	0	0	0-0	0-0
11/30	L	at MIN	0-0	0	0	0-0	0-0
12/7	W	JAX	0-0	0	0	0-0	0-0
12/11	W	NO	0-0	0	0	0-0	0-0
12/22	W	GB	2-2	0	0	0-0	0-0
12/28	L	at HOU	6-3	0	0	0-0	0-0
Totals	0-0		11-8	0	0	1-44	0-0

2009 CHICAGO BEARS

Date	W/L	Opp.	Tkls-S	TFL	PD	INT-Yds	Sk-YL
9/13	L	at GB	0-0	0	0	0-0	0-0
9/20	W	PIT	0-0	0	0	0-0	0-0
9/27	W	at SEA	0-0	0	0	0-0	0-0
10/4	W	DET	0-0	0	0	0-0	0-0
10/18	L	at ATL	0-0	0	0	0-0	0-0
10/25	L	at CIN	0-0	0	0	0-0	0-0
11/1	W	CLE	0-0	0	0	0-0	0-0
11/8	L	ARZ	0-0	0	0	0-0	0-0
11/12	L	at SF	1-0	0	0	0-0	0-0
11/22	L	PHI	1-1	0	0	0-0	0-0
Inactive Games 11-14							
12/28*	W	MIN	6-3	0	0	0-0	0-0
1/3*	W	at DET	4-3	0	0	0-0	0-0
Totals	2-0		12-7	0	0	0-0	0-0


2010 CHICAGO BEARS

Date	W/L	Opp.	Tkls-S	TFL	PD	INT-Yds	Sk-YL
Inactive Games 1-2; 8-9; 11; 15-16							
9/27	W	GB	0-0	0	0	0-0	0-0
10/3	L	at NYG	0-0	0	0	0-0	0-0
10/10	W	at CAR	0-0	0	0	0-0	0-0
10/17	L	SEA	0-0	0	0	0-0	0-0
10/24	L	WAS	0-0	0	0	0-0	0-0
11/18	W	at MIA	0-0	0	0	0-0	0-0
12/5	W	at DET	0-0	0	0	0-0	0-0
12/12	L	NE	0-0	0	0	0-0	0-0
12/20	W	at MIN	0-0	0	0	0-0	0-0
Totals	0-0		0-0	0	0	0-0	0-0
POSTSEASON							
Inactive in postseason games vs. Seattle and Green Bay							

2011 CHICAGO BEARS

Date	W/L	Opp.	Tkls-S	TFL	PD	INT-Yds	Sk-YL
9/11	W	ATL	0-0	0	0	0-0	0-0
9/18	L	at NO	4-2	0	0	0-0	0-0
9/25*	L	GB	7-5	0	0	0-0	0-0
10/2	W	CAR	0-0	0	0	0-0	0-0
10/10	L	at DET	0-0	0	0	0-0	0-0
10/16	W	MIN	0-0	0	0	0-0	0-0
10/23	W	at TB	0-0	0	0	0-0	0-0
11/7	W	at PHI	0-0	0	0	0-0	0-0
11/13	W	DET	0-0	0	0	0-0	0-0
11/20	W	SD	0-0	0	0	0-0	0-0
11/27	L	at OAK	0-0	0	0	0-0	0-0
12/4	L	KC	9-6	0	0	0-0	0-0
12/11*	L	at DEN	5-2	2	0	0-0	1-7
12/18*	L	SEA	13-6	1	1	0-0	0-0
12/25*	L	at GB	7-4	0	0	0-0	0-0
1/1*	W	at MIN	3-3	0	0	0-0	0-0
Totals	1-4		48-28	3	1	0-0	1-7

*Denotes Game Started



11

DEVIN
THOMAS**Ht:** 6-2**Age:** 25**Bears Season:** 1**Acquired:** Unrestricted free agent in 2012 (NYG)**Wt:** 221**College:** Michigan State**NFL Season:** 5

WIDE RECEIVER

PRO CAREER: Contributor on both special teams and offense as a wide receiver for the Washington Redskins (2008-10), Carolina Panthers (2010) and New York Giants (2010-11), before joining the Bears this offseason... Has hauled in 43 receptions for 482 yards (11.2 ypr) and 3 TDs... Recorded one career 100-yard receiving game (12/6/09 vs. NO)... Has added 23 special teams tackles and 2 forced fumbles on coverage units and blocked one punt... Returned 60 kickoffs for 1,445 yards (24.1 ypr)... In four contests during the Giants Super Bowl XLVI Championship run, had 2 fumble recoveries and 1 special teams tackle... Recovered fumble in overtime of 2012 NFC Championship game that set up the game winning field goal for New York.

CAREER TRANSACTIONS: Entered NFL as a second round selection (34th overall) of the Washington Redskins in the 2008 NFL Draft... Signed 4-year contract with Washington (7/18/08)... Waived by Redskins (10/9/10)... Claimed by Carolina off waivers (10/11/10)... Waived by Panthers (11/23/10)... Claimed by New York Giants off waivers (11/24/10)... Signed 1-year contract with Chicago (3/29/12). **SIGNED through 2012**

2011 SEASON: Appeared in all 16 games for the Giants... Caught 3 passes for 37 yards (12.3 ypr)... Had 5 tackles and 1 forced fumble on special teams during regular season... Appeared in all four postseason contests, recording one special teams tackle and 2 fumble recoveries, including one in overtime of NFC Championship (at SF) that set up game-winning field goal. **GAMES PLAYED-STARTED: 16-0**

PREVIOUS SEASONS: 2010 - Appeared in 9 games with three teams: Washington (4), Carolina (1) and New York Giants (4)... Collected 399 yards on 15 kickoff returns (26.6 ypr)... Added 3 tackles and a blocked punt on special teams for the Giants. **2009** - Appeared in 14 games with 10 starts for Washington... Hauled in 25 receptions for 325 yards (13.0 ypc) and 3 TDs... Added 439 yards on 20 kickoffs (22.0 ypr) and 6 special teams tackles... Had a streak of 5 consecutive games with a reception of 25+ yards (11/15-12/13)... Inactive in Weeks 16 and 17 due to ankle injury. **2008** - Played in all 16 contests with one start... Gathered 15 receptions for 120 yards (8.0 ypr)... Rushed 3 times for 53 yards and a TD... Had 9 tackles and 1 forced fumble on special teams... Made first NFL start at DAL (9/28).

COLLEGE: Played in 23 games with 13 starts in three seasons (2005-07) for Michigan State and totaled 85 receptions for 1,350 yards and 9 touchdowns... In his final season, as a junior, set a school record with 79 receptions and led the Big Ten with 1,260 receiving yards... Also led the Spartans with 8 touchdowns... Established a Michigan State single-season record with 2,590 all-purpose yards while playing wide receiver, running back and kick returner... Finished 6th in the nation and 2nd in Big Ten history with 199.2 all-purpose yards per game... Ranked 11th in the nation with a 29.1-yard kickoff return average on 38 runbacks... Attended Coffeyville (Kan.) Community College in 2004-05... Majored in sociology at Michigan State.

PERSONAL: Selected All-State by the Detroit Free Press as a senior at Canton (Mich.) High School... Recorded more than 1,000 all-purpose yards and 18 touchdowns that season... Finished with 17 receptions for 440 yards, nearly 600 yards rushing and 6 interceptions at cornerback, returning 1 for a score... Set school records in the 100- and 200-meter as a member of the track team... Attended Huron High School in Ann Arbor, Mich. as a freshman and sophomore before enrolling at Canton High School... Appeared in R&B artist Fantasia's music video, "Bittersweet," in 2010.

DEVIN THOMAS' NFL STATISTICS

REGULAR SEASON

Year	Team	GP-GS	Rec	Yds	Avg	Lg	TD	Rush	Yds	Avg	Lg	TD
2008	Washington	16 - 1	15	120	8.0	18	0	3	53	17.7	29t	1
2009	Washington	14 - 10	25	325	13.0	40	3	3	-2	-0.7	2	0
2010	Was./Car./NYG	9 - 0	0	0	-	0	0	0	0	-	0	0
2011	N.Y. Giants	16 - 0	3	37	12.3	14	0	0	0	-	-	0
NFL Totals		55 - 11	43	482	11.2	40	3	6	51	8.5	29t	1

Year	Team	KR	Yds	Avg	LG	TD	PR	FC	Yds	Avg	Lg	TD
2008	Washington	0	0	-	-	0	0	0	0	-	-	0
2009	Washington	20	439	22.0	39	0	0	0	0	-	-	0
2010	Was./Car./NYG	15	399	26.6	42	0	0	0	0	-	-	0
2011	N.Y. Giants	25	607	24.3	40	0	0	0	0	-	-	0
NFL Totals		60	1,445	24.1	42	0	0	0	0	-	-	0

ADDITIONAL STATS: Special Teams Tackles - 23: 2011 (5), 2010 (3), 2009 (6), 2008 (9); **Playoffs** - 1: 2011 (1). **Blocked kicks** - 1: 2010 (1, punt). **Forced Fumbles** - 1: 2008 (1). **Fumble Recoveries** - 0; **Playoffs** - 2: 2011 (2).

DEVIN THOMAS' GAME-BY-GAME STATS 4-7 Regular Season Starting Record (0-0 Postseason)

2008 WASHINGTON REDSKINS

Date	W/L	Opp.	Receiving				Lg	TD	Kickoff Returns			
			Rec	Yds	Avg.				KR	Yds	Avg	Lg
9/4	L	at NYG	1	5	5.0	5	0	0	0	0.0	0	0
9/14	W	NO	0	0	0.0	0	0	0	0	0.0	0	0
9/21	W	ARZ	1	7	7.0	7	0	0	0	0.0	0	0
9/28*	W	at DAL	0	0	0.0	0	0	0	0	0.0	0	0
10/5	W	at PHI	2	28	14.0	16	0	0	0	0.0	0	0
10/12	L	STL	0	0	0.0	0	0	0	0	0.0	0	0
10/19	W	CLE	0	0	0.0	0	0	0	0	0.0	0	0
10/26	W	at DET	1	9	9.0	9	0	0	0	0.0	0	0
11/3	L	PIT	3	14	4.7	10	0	0	0	0.0	0	0
11/16	L	DAL	3	14	4.7	8	0	0	0	0.0	0	0
11/23	W	at SEA	0	0	0.0	0	0	0	0	0.0	0	0
11/30	L	NYG	0	0	0.0	0	0	0	0	0.0	0	0
12/7	L	at BAL	3	26	8.7	18	0	0	0	0.0	0	0
12/14	L	at CIN	0	0	0.0	0	0	0	0	0.0	0	0
12/21	W	PHI	1	17	17.0	17	0	0	0	0.0	0	0
12/28	L	at SF	0	0	0.0	0	0	0	0	0.0	0	0
Totals 1-0			15	120	8.0	18	0	0	0	0.0	0	0

2009 WASHINGTON REDSKINS

Date	W/L	Opp.	Receiving				Lg	TD	Kickoff Returns			
			Rec	Yds	Avg.				KR	Yds	Avg	Lg
9/13	L	at NYG	0	0	0.0	0	0	0	0	0.0	0	0
9/20	W	STL	0	0	0.0	0	0	0	1	21	21.0	21
9/27	L	at DET	1	7	7.0	7	0	0	0	0.0	0	0
10/4*	W	TB	0	0	0.0	0	0	0	0	0.0	0	0
10/11	L	at CAR	3	19	6.3	9	0	0	0	0.0	0	0
10/18*	L	KC	0	0	0.0	0	0	0	0	0.0	0	0
10/26*	L	PHI	3	45	15.0	22	1	0	0	0.0	0	0
11/8*	L	at ATL	0	0	0.0	0	0	0	0	0.0	0	0
11/15*	W	DEN	2	37	18.5	27	0	0	0	0.0	0	0
11/22*	L	at DAL	3	33	11.0	26	0	2	56	28.0	38	0
11/29*	L	at PHI	4	46	11.5	35	0	4	94	23.5	35	0
12/6*	L	NO	7	100	14.3	40	2	7	159	22.7	39	0
12/13*	W	at OAK	2	38	19.0	29	0	3	71	23.7	25	0
12/21*	L	NYG	0	0	0.0	0	0	3	38	12.7	20	0
12/27	L	DAL	INACTIVE						INACTIVE			
1/3	L	at SD	INACTIVE						INACTIVE			
Totals 3-7			25	325	13.0	40	3	20	439	22.0	39	0

2010 REDSKINS-PANTHERS-GIANTS

WASHINGTON REDSKINS

Date	W/L	Opp.	Receiving				Lg	TD	Kickoff Returns			
			Rec	Yds	Avg.				KR	Yds	Avg	Lg
9/4	L	at NYG	1	5	5.0	5	0	0	0	0.0	0	0
9/12	W	DAL	0	0	0.0	0	0	2	76	38.0	42	0
9/19	L	HOU	0	0	0.0	0	0	3	66	22.0	25	0
9/26	L	at STL	0	0	0.0	0	0	6	170	28.3	31	0
10/3	W	at PHI	0	0	0.0	0	0	1	24	24.0	24	0

CAROLINA PANTHERS

Date	W/L	Opp.	Rec	Yds	Avg.	Lg	TD	KR	Yds	Avg	Lg	TD
10/24	W	SF	INACTIVE						INACTIVE			
10/31	L	at STL	INACTIVE						INACTIVE			
11/7	L	NO	INACTIVE						INACTIVE			
11/14	L	at TB	INACTIVE						INACTIVE			
11/21	L	BAL	0	0	0.0	0	0	3	63	21.0	26	0

NEW YORK GIANTS

Date	W/L	Opp.	Rec	Yds	Avg.	Lg	TD	KR	Yds	Avg	Lg	TD
11/28	W	JAX	INACTIVE						INACTIVE			
12/5	W	WAS	0	0	0.0	0	0	0	0.0	0	0	0
12/13	W	at MIN	0	0	0.0	0	0	0	0.0	0	0	0
12/26	L	at GB	0	0	0.0	0	0	0	0.0	0	0	0
1/2	W	at WAS	0	0	0.0	0	0	0	0.0	0	0	0
Totals 0-0			0	0	0.0	0	0	15	399	26.6	42	0

2011 NEW YORK GIANTS


Date	W/L	Opp.	Receiving				Lg	TD	Kickoff Returns			
			Rec	Yds	Avg.				KR	Yds	Avg	Lg
12/5	W	WAS	0	0	0.0	0	0	0	0	0.0	0	0
9/11	L	at WAS	0	0	0.0	0	0	0	1	21	21.0	21
9/19	W	STL	0	0	0.0	0	0	0	2	51	25.5	27
9/25	W	at PHI	0	0	0.0	0	0	0	1	33	33.0	33
10/2	W	at ARZ	0	0	0.0	0	0	0	4	103	25.8	36
10/9	L	SEA	0	0	0.0	0	0	0	3	82	27.3	37
10/16	W	BUF	0	0	0.0	0	0	0	4	88	22.0	28
10/30	W	MIA	0	0	0.0	0	0	0	3	78	26.0	40
11/6	W	at NE	0	0	0.0	0	0	0	3	42	14.0	27
11/13	L	at SF	0	0	0.0	0	0	0	0	0.0	0	0
11/20	L	PHI	0	0	0.0	0	0	0	0	0.0	0	0
11/28	L	at NO	1	12	12.0	12	0	0	0	0.0	0	0
12/4	L	GB	0	0	0.0	0	0	0	3	78	26.0	31
12/11	W	at DAL	0	0	0.0	0	0	0	0	0.0	0	0
12/18	L	WAS	0	0	0.0	0	0	0	0	0.0	0	0
12/24	W	at NYJ	1	11	11.0	11	0	0	0	0.0	0	0
1/1	W	DAL	1	14	14.0	14	0	1	31	31.0	31	0
Totals 0-0			3	37	12.3	14	0	25	607	24.3	40	0

POSTSEASON

1/8	W	ATL	0	0	0.0	0	0	0	0	0.0	0	0
1/15	W	at GB	0	0	0.0	0	0	0	0	0.0	0	0
1/22	W	at SF	0	0	0.0	0	0	0	0	0.0	0	0
2/5	W	vs. NE	0	0	0.0	0	0	0	0	0.0	0	0



CHICAGO BEARS PLAYERS



97 J.T. THOMAS

Ht: 6-1

Age: 23

Bears Season: 2

Acquired: 6th round of the 2011 draft (195th overall)

Wt: 236

College: West Virginia

NFL Season: 2

LINEBACKER

PRO CAREER: Saw rookie season derailed by an injury, landing on Injured Reserve on 9/3/11 prior to the Bears regular season opener.

CAREER TRANSACTIONS: Selected by Chicago in the sixth round (195th overall) of the 2011 NFL Draft (4/30/11)... Signed 4-year contract with Bears (7/27/11). **SIGNED THROUGH 2014**

2011 SEASON: Played in preseason, but was placed on Injured Reserve (9/3) prior to season opener... Had two defensive tackles and one special teams stop in the preseason. **GAMES PLAYED-STARTED: 0-0**

COLLEGE CAREER: Attended West Virginia University (2006-10) where he was a three-year starter at linebacker... Two-time all-Big East first-team selection... Played in 49 career games, making 39 starts... Tallied 233 tackles (106 solo), 6.0 sacks and 27.0 TFLs... Added 2 INTs, 13 PBUs, 4 forced fumbles and 4 fumble recoveries... All-Big East first-team honoree as a senior starting all 13 games, finishing second on the team with 73 tackles (36 solo)... Collected 2.5 sacks, 7.0 TFLs, 4 PBUs, 2 forced fumbles and 2 fumble recoveries... Helped the Mountaineer defense lead the conference in total defense, rush defense and scoring defense... As a junior, named all-Big East first-team, finishing second on the team with career-high 76 tackles... Recorded 0.5 sack, 7.0 TFLs, 2 INTs, 5 PBUs and 1 fumble recovery... Selected as the 'Iron Mountaineer' by his teammates - an award presented to the most outstanding performers in WVU's offseason strength and conditioning program... Awarded the Gridiron Gladiator Award from the coaching staff... In his first year as a starter, as a sophomore, totaled 65 tackles (23 solo)... Posted career highs 3.0 sacks and a team-high 10.0 TFLs... Added 3 PBUs, 2 forced fumbles and 1 fumble recovery... Given the Whitey Gwynee Award by the coaching staff... Named Iron Mountaineer by teammates... Saw action in 10 games as a redshirt freshman, posting 19 tackles (13 solo)... Notched 3 TFLs and a PBU... Received a medical redshirt as a freshman... Won 2006 Danny Van Etten Award for scout team Player of the Year on defense.

PERSONAL: Attended Blanche Ely H.S., where he was a captain and the team's MVP as a senior... BCAA/Sun-Sentinel All-Star game participant... Florida Top 100 player by Rivals.com... Father, J.T. Thomas, Sr., was a linebacker at West Virginia from 1994-95.



33 CHARLES TILLMAN

Ht: 6-2

Age: 31

Bears Season: 10

Acquired: 2nd round of the 2003 draft

Wt: 198

College: Louisiana-Lafayette

NFL Season: 10

CORNERBACK

PRO CAREER: 2011 Pro Bowl, leads the Bears with 30 interceptions since being drafted by Chicago in 2003, including 26 over the previous seven seasons... Holds franchise record for INT return TDs with 5... Fourth in team annals in INTs... 535 INT return yards are second in team history... Has started 126-of-130 career games played, recording 799 tackles, 30 INTs, 94 PBUs, 28 forced fumbles, 3.0 sacks, 6 fumble recoveries and 6 return TDs (5 INTs and 1 fumble)... His 28 forced fumbles since 2003 are the most in the NFL amongst defensive backs and seventh most in the league overall... Ranks tied for eighth in the NFL overall and tied for sixth among cornerbacks in INTs since his rookie season... 6 defensive return TDs are tied for fifth most in the NFL since 2003... His 799 tackles since 2003 are the most in Chicago's secondary and rank 3rd on the Bears trailing only Brian Urlacher (1,691) and Lance Briggs (1,286)... Stands as Chicago's active leader with 94 career PBUs after leading the team in 2003 (10), 2006 (11), 2008 (16), 2009 (7) and 2011 (13) and tying for the team lead in 2007 (5) and 2005 (18)... Set Bears record (and 2nd all-time in NFL annals) for the longest non-scoring return by producing a 95-yard return on an INT vs. GB (12/4/05), the fourth-longest overall INT return in club history... Combined with Nathan Vasher to record 13 INTs in 2005 which tied for third-most picks by a CB tandem in the NFL, tied for tops in the NFC, was the most by a Bears duo since Mark Carrier (10) and Donnell Woolford (3) in 1990 and was the most by any Chicago CB tandem dating back to 1968... Became first rookie since Carrier in 1990 to lead Chicago in INTs with 4 in 2003.

HONORS & AWARDS: 2011 - Pro Bowl. 2008 - Brian Piccolo Award, Ed Block Courage Award. 2005 - NFC Defensive Player of the Week (10/30). 2003 - NFL Rookie of the Year (*Sports Illustrated*); All-Pro (*Sports Illustrated*); NFL Defensive Rookie of the Year (*Football Digest*); Brian Piccolo Award.

CAREER TRANSACTIONS: Entered NFL as a second-round selection (35th overall) by Chicago in the 2003 NFL Draft... Signed 5-year contract with Chicago (7/26/03)... Signed 6-year contract with Bears (7/25/07). **SIGNED through 2013**

2011 SEASON: Named to first career Pro Bowl after posting 113 tackles, 3 INTs, 2 INT return TDs, 13 PBUs, 4 forced fumbles, 2 fumble recoveries, 1 sack and 4 TFLs... Led team in PBUs and FF and tied for team lead in FR... 4 forced fumbles was tied for fifth most in the NFL and second among DBs... 2 INT return TDs was tied for NFL lead... 113 tackles and 4 TFLs were career-highs... Started all 16 contests for second consecutive season. **GAMES PLAYED-STARTED: 16-16**

PREVIOUS SEASONS: 2010 - Tied for the team lead in INTs (5) and FF (3), starting all 16 games... Finished second on the team with 11 PBUs and tied for second with 2 fumble recoveries... Led the Bears secondary and finished third on the Bears with 101 tackles... Added 2 TFLs... Started both postseason contests, posting 8 tackles and 4 PBUs. 2009 - Ranked second in the NFL with a career-high 6 forced fumbles, starting all 15 games played prior to being placed on Injured Reserve (12/30)... Led the team in PBUs and was second in solo tackles (64), while leading the secondary with 86 tackles... Collected a career-high 3 forced fumbles vs. PHI (11/22). 2008 - Paced the Bears in PBUs and forced fumbles (4), starting all 15 games he played... Ranked 2nd on the Bears in solo tackles (79), tied for 2nd in INTs (3) and 6th in total tackles (91)... Returned an INT 26 yards for a TD at DET (10/5)... Inactive for Game 7 vs. MIN (10/19). 2007 - Tied for the team lead with 5 PBUs and 2nd on team in INTs (3)... Tied a career-high with 4 forced fumbles, which ranked 6th in the NFC... Blocked 2 punts, both leading to Bears touchdowns, one of which was returned for a score by Corey Graham vs. GB (12/23)... Inactive Game 4 with an ankle injury. 2006 - Tied career-high and team-high with 5 INTs, tied for 10th in NFL... Also led team with 11 PBUs, the 3rd time in his career that he led or tied for team lead in that category... Notched first career defensive fumble recovery which he returned 40 yards for a TD... Started Games 1-14 and all 3 postseason contests at LCB; Inactive Games 15 and 16 due to injury... Finished 3rd on team in postseason with 22 tackles, and 2nd with 4 PBUs... Stripped and recovered ball from



CHICAGO BEARS PLAYERS

Colts TE Bryan Fletcher in Super Bowl XLI (2/4/07), while finishing game 2nd on team with career-playoff-high 11 tackles.

2005 - Established career-highs with 5 INTs, 18 PBUs and 4 forced fumbles while starting the first 15 games at LCB, plus the postseason contest... Ranked 3rd on club (led secondary) with 104 tackles, 2nd in INTs, tied for lead in PBUs and led in forced fumbles... Started at LCB in Games 1-15; Inactive Game 16... Set up Bears FG with career-long 95-yard INT return to the Packers 5-yard line off Brett Favre vs. GB (12/4). **2004** - Compiled 44 tackles with 1 forced fumble, 3 PBUs and added 2 special teams tackles while starting 7 of 8 games played and missing 8 games due to a knee injury... Started at LCB Games 1-2, 12-16, came off the bench in Game 11; Inactive Games 3-10. **2003** - Tied for team lead and NFL lead among rookies with 4 INTs for the Bears, starting the final 13 games of the season at CB, the last 10 at LCB, and playing in all 16... Led team with 10 PBUs while ranking 2nd on secondary and 3rd overall with 89 tackles... Participated in all 16 games - starting Games 4-6 at RCB and Games 7-16 at LCB... Forced fumble on special teams in NFL debut at SF (9/7)... Forced fumble recovered by Bobby Gray at SEA (10/19)... Nabbed INT in second straight game vs. SD (11/2).

COLLEGE: Four-year starter at LCB at Louisiana-Lafayette (1999-2002) was 2-time all-Sun Belt selection who started 39-of-45 career games played and totaled 284 career tackles, including 2 sacks and 9 TFLs, along with 12 INTs, 31 PBUs, 7 forced fumbles, 7 fumble recoveries and 3 blocked punts... Earned All-America honors and named first-team all-Sun Belt as a senior after moving to starting free safety for the second half of the campaign after playing strictly at CB previously... Second-team all-Sun Belt as a junior... Majored in health and physical education.

PERSONAL: Two-time all-district 8-5A and all-area team selection at Copperas Cove (Texas) H.S.... Named to Super Cen-Tex team by the Austin *American-Statesman*... All-state Class 5A honorable mention... Named Bears nominee for NFL's Walter Payton "Man of the Year" award in 2007 and 2011... One of three finalists for the NFL's Walter Payton "Man of the Year" award in 2011... Shifted focus of his foundation, Charles Tillman's Cornerstone Foundation founded in 2005, to improve the lives of critically and chronically ill children throughout greater Chicago by providing daily support and life-changing experiences... Born in Chicago and attended kindergarten at Horace Mann Elementary on the South Side... Parents are native Chicagoans Arbria and Donald Tillman... The son of an Army sergeant, he attended 11 schools from kindergarten to 12th grade... He and wife, Jackie, have 2 daughters and a son.

CHARLES TILLMAN'S NFL STATISTICS

REGULAR SEASON

Year	Team	GP	GS	Tackles					Interceptions					Fumbles			Misc.	
				Tot	S	A	Sk	Yds	No	Yds	Lg	TD	PD	FF	FR	Yds	TFL	STT
2003	Chicago	16	13	89	64	25	1.0	3.0	4	27	32	0	10	1	0	0	1	5
2004	Chicago	8	7	44	37	7	0.0	0.0	0	0	0	0	3	1	0	0	1	2
2005	Chicago	15	15	104	84	20	1.0	10.0	5	172	95	1	18	4	0	0	0	0
2006	Chicago	14	14	88	67	21	0.0	0.0	5	32	13	0	11	1	1	40	3	0
2007	Chicago	15	15	83	64	19	0.0	0.0	3	24	20	0	5	4	0	0	0	0
2008	Chicago	15	15	91	79	12	0.0	0.0	3	52	26t	1	16	4	0	0	0	0
2009	Chicago	15	15	86	64	22	0.0	0.0	2	35	21t	1	7	6	1	0	2	0
2010	Chicago	16	16	101	66	35	0.0	0.0	5	127	56	0	11	3	2	-8	2	0
2011	Chicago	16	16	113	83	30	1.0	1.0	3	66	44t	2	13	4	2	4	4	0
NFL totals		130	126	799	608	191	3.0	14.0	30	535	95	5	94	28	6	36	13	7

ADDITIONAL STATS: Touchdowns - 6: 22-yard INT return at DET (10/30/05); 40-yard fumble return at ARZ (10/16/06); 26-yard INT return at DET (10/5/08); 21-yard INT return vs. CLE (11/1/09); 44-yard INT return vs. DET (11/13/11); 22-yard INT return at MIN (1/1/12). **Blocked Punts - 2:** 1 vs. DEN (11/25/07), 1 vs. GB (12/30/07).

POSTSEASON

Year	Team	GP	GS	Tackles					Interceptions					Fumbles			Misc.	
				Tot	S	A	Sk	Yds	No	Yds	Lg	TD	PD	FF	FR	Yds	TFL	STT
2005	Chicago	1	1	7	5	2	0.0	0.0	0	0	0	0	1	0	0	0	0	0
2006	Chicago	3	3	22	16	6	0.0	0.0	0	0	0	0	4	1	1	0	0	0
2010	Chicago	2	2	8	5	3	0.0	0.0	0	0	0	0	4	0	0	0	0	0
Postseason		6	6	37	26	11	0.0	0.0	0	0	0	0	9	1	1	0	0	0

CHARLES TILLMAN'S NFL STATISTICS (continued)

SEASON / CAREER / PLAYOFF HIGHS

	2011	Career	Playoff
Tackles.....	12, vs. KC (12/4).....	12, five times.....	11, vs. IND (SB XLI)
Solos.....	9, vs. KC (12/4).....	10, three times.....	7, vs. IND (SB XLI)
Interceptions.....	1, three times.....	2, at NE (11/26/07).....	None
Longest INT Return.....	44t, vs. DET (11/13).....	95, vs. GB (12/4/05).....	None
Pass Defenses.....	3, vs. ATL (9/11).....	3, four times.....	4, vs. SEA (1/16/11)

CHARLES TILLMAN'S GAME-BY-GAME DEFENSIVE STATS 72-54 Regular Season Starting Record (3-3 Postseason Record)

2003 CHICAGO BEARS

Date	W/L	Opp.	Tkls-S	TFL	PD	INT-Yds	Sk-YL
9/7	L	at SF	3-3	0	0	0-0	0-0
9/14	L	at MIN	2-2	0	0	0-0	0-0
9/29	L	GB	1-1	0	1	0-0	0-0
10/5*	W	OAK	7-5	0	1	0-0	0-0
10/12*	L	at NO	1-1	0	1	0-0	0-0
10/19*	L	at SEA	5-3	0	0	0-0	0-0
10/26*	W	DET	10-6	0	0	1-32	0-0
11/2*	W	SD	1-1	0	1	1-(-5)	0-0
11/9*	L	at DET	5-3	0	1	0-0	0-0
11/16*	L	STL	12-9	0	1	1-0	0-0
11/23*	W	at DEN	8-6	0	1	0-0	1-3
11/30*	W	ARZ	4-1	0	0	0-0	0-0
12/7*	L	at GB	9-7	1	1	0-0	0-0
12/14*	W	MIN	10-6	0	2	1-0	0-0
12/21*	W	WASH	2-2	0	0	0-0	0-0
12/28*	L	at KC	9-8	0	0	0-0	0-0
Totals	7-6		89-64	1	10	4-27	1-3

2004 CHICAGO BEARS

Date	W/L	Opp.	Tkls-S	TFL	PD	INT-Yds	Sk-YL
9/12*	L	DET	5-3	0	0	0-0	0-0
9/19*	W	at GB	12-10	0	0	0-0	0-0
9/26	L	at MIN	INACTIVE				
10/3	L	PHI	INACTIVE				
10/17	L	WASH	INACTIVE				
10/24	L	at TB	INACTIVE				
10/31	W	SF	INACTIVE				
11/7	W	at NYG	INACTIVE				
11/14	W	at TEN	INACTIVE				
11/21	L	IND	INACTIVE				
11/25	L	at DAL	0-0	0	0	0-0	0-0
12/5*	W	MIN	8-7	0	0	0-0	0-0
12/12*	L	at JAX	9-8	0	1	0-0	0-0
12/19*	L	HOU	1-1	0	0	0-0	0-0
12/26*	L	at DET	4-4	0	2	0-0	0-0
1/2*	L	GB	5-4	1	0	0-0	0-0
Totals	2-5		44-37	1	3	0-0	0-0

2005 CHICAGO BEARS

Date	W/L	Opp.	Tkls-S	TFL	PD	INT-Yds	Sk-YL
9/11*	L	at WAS	9-7	0	0	0-0	0-0
9/18*	W	DET	8-7	0	2	0-0	0-0
9/25*	L	CIN	6-3	0	0	0-0	0-0
10/9*	L	at CLE	9-8	0	1	1-0	0-0
10/16*	W	MIN	7-6	0	2	1-55	0-0
10/23*	W	BALT	4-3	0	0	0-0	0-0
10/30*	W	at DET	9-5	0	2	1-22	0-0
11/6*	W	at NO	5-4	0	0	0-0	0-0
11/13*	W	SF	4-3	0	2	0-0	0-0
11/20*	W	CAR	8-8	0	3	0-0	0-0
11/27*	W	at TB	9-8	0	0	0-0	0-0
12/4*	W	GB	7-6	0	3	1-95	1-10
12/11*	L	at PIT	8-6	0	0	0-0	0-0
12/18*	W	ATL	2-2	0	1	0-0	0-0
12/25*	W	at GB	9-8	0	2	1-0	0-0
1/1	L	at MIN	INACTIVE				
Totals	11-4		104-84	0	18	5-172	1-10

POSTSEASON

1/15*	L	CAR	7-5	0	1	0-0	0-0
-------	---	-----	-----	---	---	-----	-----

2006 CHICAGO BEARS

Date	W/L	Opp.	Tkls-S	TFL	PD	INT-Yds	Sk-YL
9/10*	W	at GB	6-6	0	1	1-13	0-0
9/17*	W	DET	6-4	0	0	0-0	0-0
9/24*	W	at MIN	5-4	0	0	0-0	0-0
10/1*	W	SEA	4-4	0	0	0-0	0-0
10/8*	W	BUF	4-4	0	0	0-0	0-0
10/16*	W	at ARZ	7-3	0	1	0-0	0-0
10/29*	W	SF	8-6	1	1	0-0	0-0
11/5*	L	MIA	7-6	1	1	0-0	0-0
11/12*	W	at NYG	4-4	0	2	1-11	0-0

11/19*	W	at NYJ	5-5	1	0	0-0	0-0
11/26*	L	at NE	8-7	0	1	2-8	0-0
12/3*	W	MIN	3-2	0	0	0-0	0-0
12/11*	W	at STL	10-5	0	2	1-0	0-0
12/17*	W	TB	11-7	0	2	0-0	0-0
12/24	W	at DET	INACTIVE				
12/31	L	GB	INACTIVE				
Totals	12-2		88-67	3	11	5-32	0-0

POSTSEASON

1/14*	W	SEA	6-5	0	2	0-0	0-0
1/21*	W	NO	5-4	0	2	0-0	0-0
2/4*	L	IND	11-7	0	0	0-0	0-0
Totals	2-1		22-16	0	4	0-0	0-0

2007 CHICAGO BEARS

Date	W/L	Opp.	Tkls-S	TFL	PD	INT-Yds	Sk-YL
9/9*	L	at SD	5-4	0	0	0-0	0-0
9/16*	W	KC	6-5	0	1	0-0	0-0
9/23*	L	DAL	6-6	0	1	0-0	0-0
9/30	L	at DET	INACTIVE				
10/7*	W	at GB	4-3	0	2	0-0	0-0
10/14*	L	MIN	2-2	0	0	0-0	0-0
10/21*	W	at PHI	4-3	0	0	0-0	0-0
10/28*	L	DET	8-6	0	0	0-0	0-0
11/11*	W	at OAK	7-3	0	0	0-0	0-0
11/18*	L	at SEA	7-7	0	0	0-0	0-0
11/25*	W	DEN	5-2	0	0	1-4	0-0
12/2*	L	NYG	2-1	0	0	1-0	0-0
12/6*	L	at WAS	6-5	0	0	0-0	0-0
12/17*	L	at MIN	12-10	0	0	0-0	0-0
12/23*	W	GB	5-4	0	0	0-0	0-0
12/30*	W	NO	4-3	0	1	1-20	0-0
Totals	7-8		83-64	0	5	3-24	0-0

2008 CHICAGO BEARS

Date	W/L	Opp.	Tkls-S	TFL	PD	INT-Yds	Sk-YL
9/7*	W	at IND	6-5	0	2	0-0	0-0
9/14*	L	at CAR	7-7	0	0	1-26	0-0
9/21*	L	TB	11-10	0	1	0-0	0-0
9/28*	W	PHI	4-4	0	1	0-0	0-0
10/5*	W	at DET	3-2	0	3	1-26t	0-0
10/12*	L	at ATL	7-7	0	1	0-0	0-0
10/19	W	MIN	INACTIVE				
11/2*	W	DET	8-7	0	1	0-0	0-0
11/9*	L	TEN	7-7	0	2	0-0	0-0
11/16*	L	at GB	6-5	0	0	0-0	0-0
11/23*	W	at STL	3-3	0	1	1-0	0-0
11/30*	L	at MIN	6-3	0	0	0-0	0-0
12/7*	W	JAX	6-4	0	1	0-0	0-0
12/11*	W	NO	7-7	0	1	0-0	0-0
12/22*	W	GB	2-1	0	1	0-0	0-0
12/28*	L	at HOU	8-7	0	1	0-0	0-0
Totals	8-7		91-79	0	16	3-52	0-0

2009 CHICAGO BEARS

Date	W/L	Opp.	Tkls-S	TFL	PD	INT-Yds	Sk-YL
9/13*	L	at GB	3-1	1	0	0-0	0-0
9/20*	W	PIT	5-4	0	0	1-14	0-0
9/27*	W	at SEA	6-3	0	1	0-0	0-0
10/4*	W	DET	7-7	0	0	0-0	0-0
10/18*	L	at ATL	8-6	0	0	0-0	0-0
10/25*	L	at CIN	5-2	0	1	0-0	0-0
11/1*	W	CLE	6-5	0	0	1-21t	0-0
11/8*	L	ARZ	6-4	0	1	0-0	0-0
11/12*	L	at SF	3-1	1	1	0-0	0-0
11/22*	L	PHI	5-5	0	0	0-0	0-0
11/29*	L	at MIN	5-5	0	1	0-0	0-0
12/6*	W	STL	7-4	0	0	0-0	0-0
12/13*	L	GB	3-2	0	1	0-0	0-0
12/20*	L	at BAL	8-8	0	0	0-0	0-0
12/28	W	MIN	9-7	0	1	0-0	0-0
1/3	W	at DET	INJURED RESERVE				
Totals	6-9		86-64	2	7	2-35	0-0



CHICAGO BEARS PLAYERS

2010 CHICAGO BEARS

Date	W/L	Opp.	Tkls-S	TFL	PD	INT-Yds	Sk-YL
9/12*	W	DET	3-3	0	1	1-7	0-0
9/19*	W	at DAL	6-4	0	0	0-0	0-0
9/27*	W	GB	7-7	0	1	0-0	0-0
10/3*	L	at NYG	7-4	0	2	0-0	0-0
10/10*	W	at CAR	4-3	0	2	1-17	0-0
10/17*	L	SEA	6-4	0	1	0-0	0-0
10/24*	L	WAS	11-9	0	1	0-0	0-0
11/7*	W	at BUF	5-3	0	1	0-0	0-0
11/14*	W	MIN	5-2	0	0	0-0	0-0
11/18*	W	at MIA	6-3	0	0	1-5	0-0
11/28*	W	PHI	5-4	0	0	0-0	0-0
12/5*	W	at DET	5-3	0	1	0-0	0-0
12/12*	L	NE	11-5	0	0	0-0	0-0
12/20*	W	at MIN	5-2	1	0	1-56	0-0
12/26*	W	NYJ	12-8	0	1	0-0	0-0
1/2*	L	at GB	3-2	1	0	1-42	0-0
Totals	11-5		101-66	2	11	5-127	0-0

POSTSEASON

1/16*	W	SEA	3-2	0	4	0-0	0-0
1/23*	L	GB	5-3	0	0	0-0	0-0
Totals	1-1		8-5	0	4	0-0	0-0

2011 CHICAGO BEARS

Date	W/L	Opp.	Tkls-S	TFL	PD	INT-Yds	Sk-YL
9/11*	W	ATL	7-6	1	3	0-0	0-0
9/18*	L	at NO	5-3	0	0	0-0	0-0
9/25*	L	GB	4-3	0	0	0-0	0-0
10/2*	W	CAR	10-7	0	2	0-0	0-0
10/10*	L	at DET	8-8	0	1	0-0	0-0
10/16*	W	MIN	10-7	1	0	0-0	0-0
10/23*	W	at TB	10-5	1	1	0-0	0-0
11/7*	W	at PHI	6-3	0	1	0-0	0-0
11/13*	W	DET	8-5	0	2	1-44	0-0
11/20*	W	SD	7-6	0	0	0-0	0-0
11/27*	L	at OAK	5-4	0	0	0-0	0-0
12/4*	L	KC	12-9	0	1	0-0	0-0
12/11*	L	at DEN	6-5	0	0	1-0	0-0
12/18*	L	SEA	3-3	0	0	0-0	0-0
12/25*	L	at GB	6-6	0	0	0-0	1-1
1/1*	W	at MIN	6-3	1	2	1-22	0-0
Totals	8-8		113-83	4	13	3-66	1-1

*Denotes Game Started

TILLMAN

PICKING PEANUTS

Since entering the NFL in 2003, Charles Tillman is among the NFL's top 10 in interceptions (30, tied for eighth), interception return yards (535, sixth), interception return touchdowns (five, tied for fourth), forced fumbles (28, seventh) and passes defended (110, tied for eighth).

CHARLES TILLMAN'S NFL RANKINGS

Since 2003

Category	NFL Rank	Stat
Interceptions	T-8th	30
Interception Return Yards	6th	535
Interception Return Touchdowns ..	T-4th	5
Forced Fumbles	7th	28 ^
Passes Defended *	T-8th	110

* According to STATS, LLC

^ First among NFL Defensive Backs

MOST FORCED FUMBLES IN THE NFL (Since 2003)

	Player	Team(s)	G	FF
1.	Robert Mathis	IND	135	37
2.	Dwight Freeney	IND	133	34
3.	Julius Peppers	CAR-CHI	142	31
4.	Jason Taylor	MIA-WAS-NYJ	141	30
	Osi Umenyiora	NYG	113	30
6.	John Abraham	NYJ-ATL	121	29
7.	Charles Tillman	CHI	130	28
8.	Terrell Suggs	BAL	141	27
	DeMarcus Ware	DAL	112	27
10.	Jared Allen	KC-MIN	125	26
	James Harrison	PIT	117	26

MOST INTERCEPTIONS IN THE NFL (Since 2003)

	Player	Team	G	Int	Yds	Avg	Long	TD
1.	Ed Reed	BAL	128	52	1,296	24.9	107t	6
2.	Asante Samuel	NE-PHI	131	45	617	13.7	55t	5
3.	Charles Woodson	OAK-GB	127	42	660	15.7	62t	9
4.	Darren Sharper	GB-MIN-NO	114	36	910	25.3	99t	8
5.	DeAngelo Hall	ATL-OAK-WAS	117	35	727	20.8	92t	3
6.	Champ Bailey	WAS-DEN	130	34	324	9.5	70t	3
7.	Terence Newman	DAL	133	32	345	10.8	70	3
8.	Rashean Mathis	JAX	125	30	512	17.1	72t	3
	Charles Tillman	CHI	130	30	535	17.8	95	5
10.	Dre' Bly	DET-DEN-SF	103	29	405	14.0	55t	2
	Troy Polamalu	PIT	123	29	361	12.4	49	2



75 MATT TOEAINA

Ht: 6-2

Wt: 308

Age: 27

College: Oregon

Bears Season: 5

NFL Season: 5

Acquired: Practice squad claim in 2007 (CIN)

DEFENSIVE TACKLE

PRO CAREER: Has appeared in 33 games with 22 starts over the last 5 seasons with the Bears after originally entering the league as a sixth round draft pick of the Cincinnati Bengals in 2007... Over last two seasons, has played in 28 games with 22 starts, recording 54 of 60 career tackles and both career sacks during that time... Posted 60 tackles (35 solo), 2.0 sacks, 3 PBUs, 2 TFLs and 1 fumble recovery in his career... Spent the first 14 weeks of the 2007 regular season on the Bengals practice squad before being signed to the Bears active roster... Saw action in 2 career playoff games.

CAREER TRANSACTIONS: Drafted by Cincinnati in the sixth round (187th overall) of the 2007 NFL Draft... Signed by the Bengals (7/25/07)... Cut by Cincinnati (9/2/07)... Signed to the Bengals practice squad (9/4/07)... Signed by Chicago off the Bengals practice squad (12/12/07)... Signed 3-year extension with Chicago (12/27/10). **SIGNED through 2013**

2011 SEASON: Started all 12 games in which he played, recording 21 tackles (13 solo)... Inactive Games 6-7 and 9-10 with a knee injury. **GAMES PLAYED-STARTED: 12-12**

PREVIOUS SEASONS: 2010 - Appeared in a career-high 16 games, making 10 starts... Collected career highs in tackles (33), sacks (2.0), PBUs (2) and fumble recoveries (1)... Made his first career start vs. GB (9/27)... Posted his first career sack vs. PHI (11/28)... Played in both postseason games. **2009** - Played in 1 game, vs. PIT (9/20), but did not record a tackle... Was inactive for other 15 games. **2008** - Saw action in one game vs. NO (12/11), gathering 1 tackle and 1 PBU... Inactive for Games 1-13 and 15-16. **2007** - Made NFL debut at MIN (12/17/07), racking up 2 TFLs in the process... Finished the season with 5 tackles and 2 TFLs in three games.

COLLEGE: Played in 48 games with 27 starts at Oregon (2002-06), starting every game his junior and senior seasons... Finished his career with 5 starts at RDE and 22 at RDT... Earned all-Pac 10 honorable mention as a senior... Recipient of Joe Schaffard Trophy, given to the team's most outstanding defensive lineman... Redshirted in 2002... Majored in political science.

PERSONAL: Born in San Francisco, but grew up in Pago Pago, American Samoa... Attended Samoana High School in Utulei, American Samoa... Younger brother, Simi, was a defensive lineman at Oregon.


MATT TOEAINA'S NFL STATISTICS

REGULAR SEASON

Year	Team	GP	GS	Tackles					Interceptions					Fumbles			TFL	STT
				Tot	S	A	Sk	Yds	No	Yds	Lg	TD	PD	FF	FR	Yds		
2007	Chicago	3	0	5	2	3	0	0	0	0	-	0	0	0	0	0	2	0
2008	Chicago	1	0	1	0	1	0	0	0	0	-	0	1	0	0	0	0	0
2009	Chicago	1	0	0	0	0	0	0	0	0	-	0	0	0	0	0	0	0
2010	Chicago	16	10	33	20	13	2.0	15.0	0	0	-	0	2	0	1	0	0	0
2011	Chicago	12	12	21	13	8	0.0	0.0	0	0	-	0	0	0	0	0	0	0
NFL totals		33	22	60	35	25	2.0	15.0	0	0	-	0	3	0	1	0	2	0

POSTSEASON

Year	Team	GP	GS	Tackles					Interceptions					Fumbles			Misc.	
				Tot	S	A	Sk	Yds	No	Yds	Lg	TD	PD	FF	FR	Yds	TFL	STT
2010	Chicago	2	0	0	0	0	0.0	0.0	0	0	-	-	0	0	0	0	0	0



54 BRIAN URLACHER

Ht: 6-4**Age:** 34**Bears Season:** 13**Acquired:** 1st round of the 2000 draft**Wt:** 258**College:** New Mexico**NFL Season:** 13

LINEBACKER

PRO CAREER: Selected to eight career Pro Bowls while registering 1,691 career tackles, the most ever in Bears history... Named 2005 AP Defensive Player of the Year and finished fourth in voting in 2006... Became the second Bears player to be named Defensive Player of the Year (Mike Singletary, 1985, 1988) in franchise history and just the fifth player in NFL history to be named Defensive Rookie of the Year and Defensive Player of the Year in their career... Ranks 7th on team's career sacks list (first kept as a stat in 1982) with 41.5, which is also the most all-time amongst Bears LBs... Leads all NFL linebackers with 14 INTs since 2006 and is tied for second amongst LBs with 21 INTs since entering the league in 2000... 21 INTs are third most in Bears history among LBs... Has recorded over 100 tackles in 11-of-12 seasons, including a career-high 214 in 2002, the most ever by a Bear since tackle totals began being recorded in 1971... His 11 seasons of 100+ tackles are most in franchise history, surpassing Hall of Famer Mike Singletary... Became the first player in franchise history to have a 90-plus yard fumble return for a TD (90 yards at ATL, 10/7/01) and an 80-plus yard INT return for a score (85 yards vs. GB, 12/23/07)... Has contributed to Chicago allowing the fewest points in the NFL in two seasons, including 2005 when the Bears 202 points allowed was the fewest since the franchise-record 187 in 1986... First Chicago defender to lead the team in tackles in his initial 4 NFL seasons and was the first Bear to pace the team in tackles for 4 straight seasons since Singletary did so 5 straight years (1988-92)... Fifth player in franchise history to receive Pro Bowl selections in each of his first 4 NFL seasons (Rick Casares, Mike Ditka, Dick Butkus and Gale Sayers)... Ranks 2nd on Bears all-time list for career fumble return yards with 173 on 14 career recoveries, trailing Mike Brown (221 yards)... Third Bear ever named NFL Defensive Rookie-of-the-Year behind Mark Carrier (1990) and Wally Chambers (1973)... Second Bears rookie ever to lead team in tackles (Doug Plank, 1975)... Credited with 57 tackles, 2 INTs and 2.0 sacks in 7 postseason games (7 starts).

HONORS & AWARDS: **2011** - Pro Bowl; Ed Block Courage Award; NFC Defensive Player of the Week (9/11). **2010** - Pro Bowl; Second-team All-Pro (AP); NFC Defensive Player of the Month (12/10). **2009** - All-Decade (ESPN). **2007** - Brian Piccolo Award. **2006** - Pro Bowl; All-Pro (AP, *The Sporting News*); All-NFL (*Pro Football Weekly*); All-NFC (*Pro Football Weekly*). **2005** - Pro Bowl; NFL Defensive Player of the Year (AP, *Pro Football Weekly*); All-Pro (AP); All-NFL (*Pro Football Weekly*); All-NFC (*Pro Football Weekly*). **2004** - NFC Defensive Player of the Week (9/19); NFC Defensive Player of the Week (10/31). **2003** - Pro Bowl. **2002** - Pro Bowl; All-Pro (AP); All-NFL (*Pro Football Weekly*); All-NFC (*Pro Football Weekly*); NFC Defensive Player of the Week (9/15). **2001** - Pro Bowl; All-Pro (AP); All-NFL (*Pro Football Weekly*); NFL Defensive Player of the Year (*Football Digest*); NFC Defensive Player of the Week (10/7); NFC Special Teams Player of the Week (12/23). **2000** - Pro Bowl; Defensive Rookie of the Year (AP); NFC Defensive Rookie of the Month (10/2000); Brian Piccolo Award.

CAREER TRANSACTIONS: Entered NFL as first-round selection (ninth overall) by Chicago in the 2000 NFL Draft... Signed contract with Bears (6/16/00)... Signed 9-year contract with Chicago (6/6/03)... Signed 1-year extension (7/22/08). **SIGNED through 2012**

2011 SEASON: Named to eighth career and second consecutive Pro Bowl, after starting all 16 games and compiling 135 tackles, 10 TFLs, 3 INTs, 2 fumble recoveries, including 1 for a TD, and 7 PBUs... 3 INTs were tied for third most among NFL LBs... Led or tied for team lead in tackles on 5 occasions. **GAMES PLAYED-STARTED: 16-16**

PREVIOUS SEASONS: **2010** - Named to Pro Bowl after leading the Bears in tackles (146), TFLs (11), PBUs (13) and fumble recoveries (3)... Credited with 9.5 stuffs - according to STATS, LLC - which ranked fourth in NFL... Finished third on Chicago with 4.0 sacks, adding 1 INT and 2 forced fumbles... Started all 16 regular games and both playoff contests... Finished with 14 tackles (11 solo), 2 TFLs, 1.0 sack and 1 INT in the playoffs... One of four players to record both an INT and a sack in

the 2010 postseason. **2009** - Gathered 4 tackles, 1 PBU and 1 QB hit in the first game of the season, but left the contest with a wrist injury and was placed on Injured Reserve (9/14)... Appeared in just 1 game. **2008** - Topped 100 tackles for the ninth consecutive season, starting all 16 games at MLB and posting 107 tackles (69 solo)... Finished second on the team in TFLs (10)... Collected 2 INTs to go along with 6 PBUs and 1 forced fumble... Led or tied for the team lead in tackles on three occasions. **2007** - Led the Bears with 158 tackles... Became just the third Bear since 1982, when sacks became an official statistic, to have at least 5.0 sacks and 5 INTs in a single season... Led the club in interceptions and was tied for the lead in PBUs (5)... Tallied a career-high 7 takeaways (5 INTs, 2 FR)... Led or tied for team lead in tackles 6 times... Started all 16 contests at MLB for the third consecutive season and sixth time in his career. **2006** - Earned 6th career Pro Bowl selection after leading the Bears in tackles for the 6th time in career and 2nd consecutive year with 185, the 2nd-highest total of his career... Also paced Chicago with 12 TFLs while finishing tied for 2nd in QB Hits (7), 3rd in PBUs (8) and tied for 3rd in INTs (3); Added 1 forced fumble which was returned by Charles Tillman 40 yards for a TD at ARZ (10/16) and 1 fumble recovery vs. SF (10/29) which led to a TD... His 185 tackles according to coach-reviewed film for all NFL teams paced the entire League... Started all 16 contests for 5th time in his career while also starting all 3 postseason games... Led or tied for team lead in tackles during 8 regular season contests... Recorded a career-high 25 tackles at ARZ (10/16)... Paced Bears during the postseason with 6 PBUs including career single-game-high 4 in NFC Championship Game vs. NO (1/21/07)... Totaled 23 postseason tackles (2nd on team) with 1 TFL and 1 QB Hit. **2005** - Named NFL Defensive Player-of-the-Year and first-team All-Pro after starting all 16 regular season games and 1 postseason contest at MLB on a Bears defense that allowed the fewest points and second-fewest total yards in the NFL... Received 34-of-50 votes in AP voting... Leading defensive vote-getter for the Pro Bowl, his fifth career selection and fourth as a starter, after tallying 171 tackles to lead Chicago... Led Bears with 10 TFLs, ranked 2nd with 6 sacks... Paced team in tackles in 6 games. **2004** - Recorded 105 tackles, and named a first-alternate for the Pro Bowl despite missing the first 7 games of his career due to 3 separate injuries... Led all MLBs in NFL with 5.5 sacks while ranking 2nd on Bears... Inactive Games 3-4 with hamstring injury, Games 10-11 due to leg injury, Game 14 with a hamstring injury before finishing the season on injured reserve... Paced team in tackles in 5 games... Inactive due to a hamstring injury at MIN (9/26), the first missed game of his career while snapping a string of 64 straight starts... Left game at JAX (12/12) late in 4th quarter with hamstring injury... Placed on Injured Reserve (12/22/04). **2003** - Started third straight Pro Bowl at MLB and played in fourth consecutive as Chicago's leader with 153 total tackles, 112 solos and 11 TFLs while holding or tying for the team-lead in tackles in 9 games. **2002** - Led all NFC defensive players in Pro Bowl voting to earn starting MLB assignment after registering career-high and Bear-record 214 total tackles and 19 TFLs... Ranked 2nd in NFL with 152 tackles according to play-by-play stats, 4 behind Miami's Zach Thomas... Started all 16 games while ranking among team leaders with 4.5 sacks (3rd) and 1 INT (3rd)... Recorded double-digit tackles in every game, leading team in tackles 14 times. **2001** - Finished 5th in NFL MVP voting, the highest of any defensive player, after leading Bears with 148 tackles and ranking among team leaders with 6 sacks (3rd) and 3 INTs (T-2nd)... Selected for first Pro Bowl start in his second trip to the game as NFC's top vote-getter for MLBs after starting all 16 games for the first time in this career... Named NFC Special Teams Player-of-the-Week after catching go-ahead 27-yard TD pass from Brad Maynard on fake FG in 4th quarter at WASH (12/23). **2000** - Named NFL Defensive Rookie-of-the-Year and a unanimous all-rookie team honoree after registering team highs with 165 total tackles, 8 sacks, 103 solos and 7 TFLs while starting the final 14 games... Voted a first-alternate to the Pro Bowl and selected to team following an injury to Detroit's Stephen Boyd... Bears recipient of the NFLPA's Unsung Hero Award... Tied for 2nd on team with 2 INTs while leading team in tackles in 10 of final 13 contests... Recorded 2 tackles as reserve OLB in NFL debut at MIN (9/3)... Switched to MLB for first career start vs. NYG (9/17) and posted his first career sack to begin a 5-game sack streak, the third-longest rookie streak in NFL history and tied for the longest rookie streak in Bears history... NFC Defensive Rookie-of-the-Month award earned for 43 tackles, 4.0 sacks and 1 fumble recovery in 4 October games... Topped 100-tackle plateau in season's 10th game with season-high 16 tackles at BUF (11/12), faster than all but 2 Bears since 1993... Recorded 2 tackles for NFC squad in Pro Bowl debut.

COLLEGE: Versatile player for New Mexico (1996-99) where he played OLB and FS on defense, WR on offense and returned kickoffs and punts... Two-year starter who finished 3rd on school's all-time charts with 442 tackles... Added 3 INTs, 11 sacks and 11 forced fumbles... Of his 7 catches, 6 went for TDs... As a senior, earned first-team All-America selection by Walter Camp, Football Writers Association of America and *Associated Press*; second-team choice by *The Sporting News* and *Football News*... All-Mountain Conference first-team and Player-of-the-Year choice... Among 3 finalists for Jim Thorpe Award, given to top DB in college football... First-team all-Mountain West selection as a junior when he started every game at FS and led nation with a school-record 178 tackles... Majored in criminology.



CHICAGO BEARS PLAYERS

PERSONAL: Had jersey number, 11, retired during "Brian Urlacher Day" ceremonies at Lovington (NM) H.S. in February, 2001... All-state selection at WR and FS led club to 14-0 record and state title as senior while catching 61 passes for 15 TDs, returning 4 punts and 2 kickoffs for TDs and rushing for 2 more TDs... Also all-district in basketball... Active supporter of the Special Olympics in the Chicagoland area and in his home state of New Mexico... Has 2 daughters, Pamela and Riley, and 1 son, Kennedy... Younger brother, Casey, played football at Lake Forest College and spent time on Bears roster before the 2003 season; veteran of 2 seasons in Arena Football League2... Donated football and weightlifting equipment to Lovington H.S. in 2002... Supplied shoes for each boys and girls sports programs at LHS in 2006...Hosts an annual charity basketball game at Lovington High benefiting the high school.

BRIAN URLACHER'S NFL STATISTICS

REGULAR SEASON

Year	Team	GP	GS	Tackles					Interceptions					Fumbles				
				Tot	S	A	Sk	Yds	No	Yds	Lg	TD	PD	FF	FR	Yds	TFL	STT
2000	Chicago	16	14	165	96	69	8.0	49.0	2	19	19	0	1	0	1	0	7	4
2001	Chicago	16	16	148	92	56	6.0	37.0	3	60	41	0	1	1	2	115	4	0
2002	Chicago	16	16	214	159	55	4.5	33.5	1	0	0	0	7	2	2	43	19	0
2003	Chicago	16	16	153	112	41	2.5	14.5	0	0	0	0	3	0	0	0	11	0
2004	Chicago	9	9	105	57	48	5.5	19.0	1	42	42	0	3	2	0	0	7	0
2005	Chicago	16	16	171	101	70	6.0	44.0	0	0	0	0	7	1	0	0	10	0
2006	Chicago	16	16	185	93	92	0.0	0.0	3	38	36	0	8	1	1	0	12	0
2007	Chicago	16	16	158	98	60	5.0	36.0	5	101	85t	1	5	0	2	0	1	0
2008	Chicago	16	16	107	69	38	0.0	0.0	2	11	11	0	6	0	1	0	10	0
2009	Chicago	1	1	4	1	3	0.0	0.0	0	0	0	0	1	0	0	0	0	0
2010	Chicago	16	16	146	90	56	4.0	20.5	1	0	0	0	13	2	3	0	11	0
2011	Chicago	16	16	135	77	58	0.0	0.0	3	7	8	0	7	0	2	29	10	0
NFL totals		170	168	1,691	1,045	646	41.5	253.5	21	278	85t	1	62	9	14	187	102	4

ADDITIONAL STATS: Touchdowns - 4: 90-yard fumble return at ATL (10/7/01); 27-yard reception at WAS (12/23/01); 85-yard interception return vs. GB (12/23/07); 12-yard fumble return vs. ATL (9/11/11). **Receiving - 2001** (1 for 27, TD). **Passing - 2002** (0 for 1).

POSTSEASON

Year	Team	GP	GS	Tackles					Interceptions					Fumbles			Misc.	
				Tot	S	A	Sk	Yds	No	Yds	Lg	TD	PD	FF	FR	Yds	TFL	STT
2001	Chicago	1	1	11	9	2	1.0	7.0	0	0	0	0	0	0	0	0	0	0
2005	Chicago	1	1	9	5	4	0.0	0.0	1	20	20	0	0	0	0	0	1	0
2006	Chicago	3	3	23	14	9	0.0	0.0	0	0	0	0	6	0	0	0	1	0
2010	Chicago	2	2	14	11	3	1.0	8.0	1	39	39	0	0	0	0	0	2	0
Postseason		7	7	57	39	18	2.0	15.0	2	59	39	0	6	0	0	0	4	0

SEASON / CAREER / PLAYOFF HIGHS

	2011	Career	Playoff
Tackles	15, at DEN (12/11)	25, at ARZ (10/16/06)	11, vs. PHI (1/19/02)
Solos	9, two times	13, two times	9, vs. PHI (1/19/02)
Sacks	None	2, seven times	1, three times
Tackles For Loss	3, at MIN (1/1/12)	4, at CAR (12/22/02)	1, four times
Interceptions	1, three times	1, 21 times	1, two times
Longest INT Return	8, at TB (10/23)	85t, vs. GB (12/23/07)	39, vs. GB (1/23/11)
Pass Defenses	2, two times	4, vs. NE (12/12/10)	4, vs. NO (1/21/07)

BRIAN URLACHER'S GAME-BY-GAME DEFENSIVE STATS 93-75 Regular Season Starting Record (3-4 Postseason Record)

2000 CHICAGO BEARS

Date	W/L	Opp.	Tkis-S	TFL	PD	INT-Yds	Sk-YL
9/3	L	at MIN	2-0	0	0	0-0	0-0
9/10	L	at TB	6-2	0	0	0-0	0-0
9/17*	L	NYG	13-9	2	0	0-0	1-8
9/24*	L	DET	14-9	0	0	1-0	1-6
10/1*	W	at GB	10-6	0	1	0-0	1-6
10/8*	L	NO	15-7	1	0	0-0	1-7
10/15*	L	MIN	11-5	0	0	0-0	2-15
10/22*	L	at PHI	7-5	0	0	0-0	0-0
11/05*	W	IND	14-10	0	0	0-0	0-0
11/12*	L	at BUF	16-10	2	0	0-0	0-0
11/19*	W	TB	10-6	0	0	1-19	0-0
11/26*	L	at NYJ	8-6	0	0	0-0	0-0
12/03*	L	GB	7-5	0	0	0-0	0-0
12/10*	W	NE	10-7	1	0	0-0	0-0
12/17*	L	at SF	13-5	0	0	0-0	1-1
12/24*	W	at DET	9-4	1	0	0-0	1-6
Totals	5-9		165-96	7	1	2-19	8-49

2001 CHICAGO BEARS

Date	W/L	Opp.	Tkis-S	TFL	PD	INT-Yds	Sk-YL
9/9*	L	at BAL	10-7	0	0	0-0	0-0
9/23*	W	MIN	8-5	0	0	0-0	0-0
10/7*	W	at ATL	8-2	1	1	1-10	1-3
10/14*	W	ARZ	6-4	1	0	0-0	0-0
10/21*	W	at CIN	6-4	0	0	0-0	1-9
10/28*	W	SF	4-4	0	0	1-9	0-0
11/4*	W	CLE	7-3	0	0	0-0	0-0
11/11*	L	GB	9-6	0	0	0-0	0-0
11/18*	W	at TB	20-12	0	0	0-0	1-4
11/25*	W	at MIN	11-8	1	0	0-0	0-0
12/2*	W	DET	11-5	0	0	0-0	1-1
12/9*	L	at GB	10-5	1	0	1-41	1-11
12/16*	W	TB	11-7	0	0	0-0	0-0
12/23*	W	at WAS	10-9	0	0	0-0	0-0
12/30*	W	at DET	12-9	0	0	0-0	0-0
1/6*	W	JAX	5-2	0	0	0-0	1-9
Totals	13-3		148-92	4	1	3-60	6-37

POSTSEASON

1/19*	L	PHI	11-9	0	0	0-0	1-7
-------	---	-----	------	---	---	-----	-----

2002 CHICAGO BEARS

Date	W/L	Opp.	Tkis-S	TFL	PD	INT-Yds	Sk-YL
9/8*	W	MIN	17-12	2	0	0-0	0-0
9/15*	W	at ATL	13-9	2	0	0-0	2-17
9/22*	L	NO	11-8	0	0	0-0	0-0
9/29*	L	at BUF	15-12	0	0	0-0	0-0
10/7*	L	GB	11-9	0	0	0-0	0-0
10/20*	L	at DET	14-12	1	0	0-0	0-0
10/27*	L	at MIN	15-11	0	0	0-0	0-0
11/3*	L	PHI	13-10	3	1	0-0	1-6
11/10*	L	NE	13-10	1	2	1-0	0-0
11/18*	L	at STL	12-8	2	0	0-0	1-9
11/24*	W	DET	14-10	1	2	0-0	0-0
12/1*	L	at GB	11-8	1	0	0-0	0-0
12/9*	L	at MIA	12-9	1	0	0-0	0-0
12/15*	W	NYJ	11-7	1	1	0-0	0-0
12/22*	L	at CAR	19-13	4	0	0-0	0-0
12/29*	L	TB	13-11	0	1	0-0	0.5-1.5
Totals	4-12		214-159	19	7	1-0	4.5-33.5

2003 CHICAGO BEARS

Date	W/L	Opp.	Tkis-S	TFL	PD	INT-Yds	Sk-YL
9/7*	L	at SF	12-8	1	0	0-0	0-0
9/14*	L	at MIN	12-9	2	0	0-0	0.5-1.5
9/29*	L	GB	9-5	1	0	0-0	0-0
10/5*	W	OAK	7-6	0	0	0-0	1-5
10/12*	L	at NO	8-7	0	1	0-0	0-0
10/19*	L	at SEA	9-8	0	0	0-0	0-0
10/26*	W	DET	11-8	1	2	0-0	0-0
11/2*	W	SD	7-4	0	0	0-0	0-0
11/9*	L	at DET	8-7	2	0	0-0	0-0
11/16*	L	STL	7-6	1	0	0-0	0-0
11/23*	W	at DEN	13-8	0	0	0-0	0-0
11/30*	W	ARZ	12-9	1	0	0-0	0-0
12/7*	L	at GB	12-5	0	0	0-0	0-0
12/14*	W	MIN	9-8	0	0	0-0	0-0
12/21*	W	WAS	10-8	1	0	0-0	0-0
12/28*	L	at KC	7-6	1	0	0-0	1-8
Totals	7-9		153-112	11	3	0-0	2.5-14.5

2004 CHICAGO BEARS

Date	W/L	Opp.	Tkis-S	TFL	PD	INT-Yds	Sk-YL
9/12*	L	DET	14-10	2	1	0-0	1-0
9/19*	W	at GB	14-10	1	0	0-0	0-0
9/26	L	at MIN	INACTIVE				
10/3	L	PHI	INACTIVE				
10/17*	L	WASH	17-9	0	0	0-0	1-2
10/24*	L	at TB	11-6	0	0	0-0	0-0
10/31*	W	SF	9-5	0	1	0-0	2-9
11/7*	W	at NYG	8-6	2	0	0-0	0-0
11/14*	W	at TEN	7-2	0	1	0-0	0-0
11/21	L	IND	INACTIVE				
11/25	L	at DAL	INACTIVE				
12/5*	W	MIN	12-5	2	0	1-42	1.5-8
12/12*	L	at JAX	13-4	0	0	0-0	0-0
12/19	L	HOU	INACTIVE				
12/26	L	at DET	INJURED RESERVE				
1/2	L	GB	INJURED RESERVE				
Totals	5-4		105-57	7	3	1-42	5.5-19

2005 CHICAGO BEARS

Date	W/L	Opp.	Tkis-S	TFL	PD	INT-Yds	Sk-YL
9/11*	L	at WAS	10-5	1	0	0-0	1-8
9/18*	W	DET	9-6	1	0	0-0	2-11
9/25*	L	CIN	8-5	0	0	0-0	0-0
10/9*	L	at CLE	13-8	0	0	0-0	1-2
10/16*	W	MIN	12-9	0	1	0-0	2-23
10/23*	W	BAL	10-3	1	0	0-0	0-0
10/30*	W	at DET	17-10	1	0	0-0	0-0
11/6*	W	at NO	10-4	1	0	0-0	0-0
11/13*	W	SF	12-8	2	0	0-0	0-0
11/20*	W	CAR	10-7	0	1	0-0	0-0
11/27*	W	at TB	10-7	0	1	0-0	0-0
12/4*	W	GB	16-13	1	2	0-0	0-0
12/11*	L	at PIT	13-8	1	0	0-0	0-0
12/18*	W	ATL	14-8	0	1	0-0	0-0
12/25*	W	at GB	10-6	1	1	0-0	0-0
1/1*	L	at MIN	0-0	0	0	0-0	0-0
Totals	11-5		171-101	10	7	0-0	6-44

POSTSEASON

1/15*	L	CAR	9-5	1	0	1-20	0-0
-------	---	-----	-----	---	---	------	-----

2006 CHICAGO BEARS

Date	W/L	Opp.	Tkis-S	TFL	PD	INT-Yds	Sk-YL
9/10*	W	at GB	9-3	0	0	0-0	0-0
9/17*	W	DET	10-9	0	0	0-0	0-0
9/24*	W	at MIN	12-6	0	0	0-0	0-0
10/1*	W	SEA	10-5	1	2	0-0	0-0
10/8*	W	BUF	8-2	0	1	0-0	0-0
10/16*	W	at ARZ	25-12	3	2	0-0	0-0
10/29*	W	SF	5-1	1	0	1-0	0-0
11/5*	L	MIA	16-7	1	0	0-0	0-0
11/12*	W	at NYG	8-7	3	0	0-0	0-0
11/19*	W	at NYJ	11-5	2	0	1-36	0-0
11/26*	L	at NE	13-8	1	0	0-0	0-0
12/3*	W	MIN	11-6	0	0	1-2	0-0
12/11*	W	at STL	15-8	0	1	0-0	0-0
12/17*	W	TB	15-6	0	0	0-0	0-0
12/24*	W	at DET	9-4	0	1	0-0	0-0
12/31*	L	GB	8-4	0	1	0-0	0-0
Totals	13-3		185-93	12	8	3-38	0-0

POSTSEASON

1/14*	W	SEA	9-5	1	1	0-0	0-0
1/21*	W	NO	4-2	0	4	0-0	0-0
2/4*	L	IND	10-7	0	1	0-0	0-0
Totals	2-1		23-14	1	6	0-0	0-0



CHICAGO BEARS PLAYERS

2007 CHICAGO BEARS

Date	W/L	Opp.	Tkls-S	TFL	PD	INT-Yds	Sk-YL
9/9*	L	at SD	15-6	0	0	0-0	0-0
9/16*	W	KC	11-7	0	0	0-0	1-5
9/23*	L	DAL	3-0	0	0	0-0	2-18
9/30*	L	at DET	12-10	0	0	0-0	0-0
10/7*	W	at GB	8-6	0	0	1-0	0-0
10/14*	L	MIN	5-4	0	0	0-0	0-0
10/21*	W	at PHI	13-9	1	1	0-0	0-0
10/28*	L	DET	9-4	0	0	0-0	0-0
11/1*	W	at OAK	10-5	0	0	0-0	0-0
11/18*	L	at SEA	12-9	0	1	0-0	0-0
11/25*	W	DEN	8-6	0	2	0-0	0-0
12/2*	L	NYG	16-11	0	0	1-1	0-0
12/6*	L	at WAS	7-4	0	0	0-0	0-0
12/17*	L	at MIN	9-5	0	0	1-12	2-13
12/23*	W	GB	7-4	0	0	1-85	0-0
12/30*	W	NO	13-8	0	1	1-3	0-0
Totals	7-9		158-98	1	5	5-101	5-36

2008 CHICAGO BEARS

Date	W/L	Opp.	Tkls-S	TFL	PD	INT-Yds	Sk-YL
9/7*	W	at IND	9-8	0	0	0-0	0-0
9/14*	L	at CAR	6-4	0	0	0-0	0-0
9/21*	L	TB	9-5	1	1	0-0	0-0
9/28*	W	PHI	10-7	0	0	0-0	0-0
10/5*	W	at DET	5-4	0	0	0-0	0-0
10/12*	L	at ATL	4-2	2	0	0-0	0-0
10/19*	W	MIN	12-9	0	0	0-0	0-0
11/2*	W	DET	5-3	0	1	0-0	0-0
11/9*	L	TEN	4-2	2	0	0-0	0-0
11/16*	L	at GB	9-6	0	0	1-0	0-0
11/23*	W	at STL	3-1	2	2	1-11	0-0
11/30*	L	at MIN	6-1	2	0	0-0	0-0
12/7*	W	JAX	8-5	0	1	0-0	0-0
12/11*	W	NO	10-8	0	1	0-0	0-0
12/22*	W	GB	2-1	1	0	0-0	0-0
12/28*	L	at HOU	5-3	0	0	0-0	0-0
Totals	9-7		107-69	10	6	2-11	0-0

2009 CHICAGO BEARS

Date	W/L	Opp.	Tkls-S	TFL	PD	INT-Yds	Sk-YL
Placed on Injured Reserve prior to Week 2							
9/13*	L	at GB	4-1	0	1	0-0	0-0
Totals	0-1		4-1	0	1	0-0	0-0

2010 CHICAGO BEARS

Date	W/L	Opp.	Tkls-S	TFL	PD	INT-Yds	Sk-YL
9/12*	W	DET	9-6	0	0	0-0	1-9
9/19*	W	at DAL	11-4	0	0	0-0	0-0
9/27*	W	GB	13-5	0	0	0-0	0-0
10/3*	L	at NYG	5-4	0	0	0-0	0-0
10/10*	W	at CAR	6-2	0	0	1-0	0.5-0
10/17*	L	SEA	7-5	0	0	0-0	0-0
10/24*	L	WAS	3-2	0	0	0-0	0-0
11/7*	W	at BUF	10-7	0	0	0-0	0-0
11/14*	W	MIN	10-6	0	0	0-0	0-0
11/18*	W	at MIA	4-4	0	0	0-0	1-8
11/28*	W	PHI	11-8	0	0	0-0	0-0
12/5*	W	at DET	18-10	0	0	0-0	0-0
12/12*	L	NE	11-8	0	0	0-0	1-2
12/20*	W	at MIN	13-10	0	0	0-0	0-0
12/26*	W	NYJ	10-6	0	0	0-0	0-0
1/2*	L	at GB	5-3	0	0	0-0	0.5-1.5
Totals	11-5		146-90	0	0	0-0	4.0-20.5

POSTSEASON

1/16*	W	SEA	7-5	1	0	0-0	0-0
1/23*	L	GB	7-6	1	0	1-39	1-8
Totals	1-1		14-11	2	0	1-39	1-8

2011 CHICAGO BEARS

Date	W/L	Opp.	Tkls-S	TFL	PD	INT-Yds	Sk-YL
9/11*	W	ATL	10-6	1	0	1-(-1)	0-0
9/18*	L	at NO	6-3	1	0	0-0	0-0
9/25*	L	GB	8-4	1	0	1-0	0-0
10/2*	W	CAR	10-8	0	0	0-0	0-0
10/10*	L	at DET	6-3	0	0	0-0	0-0
10/16*	W	MIN	7-4	0	0	0-0	0-0
10/23*	W	at TB	8-5	1	1	1-8	0-0
11/7*	W	at PHI	10-9	1	2	0-0	0-0
11/13*	W	DET	13-7	0	1	0-0	0-0
11/20*	W	SD	6-2	1	0	0-0	0-0
11/27*	L	at OAK	8-3	0	1	0-0	0-0
12/4*	L	KC	5-0	1	0	0-0	0-0
12/11*	L	at DEN	15-9	0	0	0-0	0-0
12/18*	L	SEA	9-5	0	0	0-0	0-0
12/25*	L	at GB	4-3	0	0	0-0	0-0
1/1*	W	at MIN	10-6	3	2	0-0	0-0
Totals	8-8		135-77	10	7	3-7	0-0

*Denotes Game Started

WANNA BE LIKE MIKE

Former Bears linebacker Mike Singletary is the franchise's all-time leader in Pro Bowl selections, earning 10 appearances during his 12-year career (1981-92). Singletary is followed on the list by fellow Hall of Famers Walter Payton (9 selections), Doug Atkins (8), Dick Butkus (8) and Bill George (8), and current Bears linebackers Brian Urlacher (8) and Lance Briggs (7).

Since the first Bears players earned Pro Bowl honors in 1951, a total of 81 Bears players have earned a total of 216 Pro Bowl selections.

Listed below are all Bears players who earned four or more selections while the third column lists current Bears players who have been named to the team at least one time. DE Julius Peppers has been named to the Pro Bowl two times with the Bears and has seven total selections, earning the honor on five occasions with the Carolina Panthers. The entire list by individual selections earned can be found on page 248, by year on pages 422-424.

Name, Pos Pro Bowls

Mike Singletary, LB	10
Walter Payton, RB	9
Doug Atkins, DE	8
Dick Butkus, LB	8
Bill George, LB	8
Brian Urlacher, LB	8
Lance Briggs, LB	7
Jay Hilgenberg, C	7
Stan Jones, G	7
Olin Kreutz, C	6
Rick Casares, RB	5

Name, Pos Pro Bowls

Mike Ditka, TE	5
Joe Fortunato, LB	5
Gale Sayers, RB	5
Neal Anderson, RB	4
George Connor, T/LB	4
Richard Dent, DE	4
Dave Duerson, S	4
Dan Hampton, DE/DT	4
Richie Petitbon, DB	4
Ed Sprinkle, DE	4
Fred Williams, DT	4

Current Bears, Pos Pro Bowls

Devin Hester, KR	3
Julius Peppers, DE	2 (7)
Matt Forté, RB	1
Robbie Gould, PK	1
Johnny Knox, KR	1
Charles Tillman, CB	1

Number in () denotes total Pro Bowl selections



73 J'MARCUS WEBB

Ht: 6-7

Age: 24

Bears Season: 3

Acquired: 7th round of the 2010 draft

Wt: 333

College: West Texas A&M

NFL Season: 3

TACKLE

PRO CAREER: Has started at both tackle positions along the offensive line in his first two seasons in the NFL... Started 16 games at LT and 12 contests at RT... Made starts in 28 of 30 games played... Helped block for one 1,000-yard rusher (RB Matt Forte in 2010)... Started two playoff contests at RT.

HONORS AND AWARDS: 2010 - Brian Piccolo Award.

CAREER TRANSACTIONS: Drafted in the seventh round (218th overall) of the 2010 NFL Draft (4/23/10)... Signed a four-year contract with Chicago (5/16/10). **SIGNED through 2013**

2011 SEASON: Started all 16 contests at LT... Helped Bears offense eclipse 2,000-yard rushing mark (2,015) for second time in 21 years, while averaging 4.4 yards per carry, highest team total since 1990. **GAMES PLAYED-STARTED: 16-16**

PREVIOUS SEASONS: 2010 - Appeared in 14 games, making 12 starts... All 12 starts came at RT... Helped solidify an offensive line that saw the Bears finish the season by winning 7-of-9 games... Helped block for Matt Forte to rush for 1,069 yards.

COLLEGE CAREER: Spent time at West Texas A&M (2008-09), Navarro (Texas) College (2007) and the University of Texas (2006)... Started 24-of-25 games played on the offensive line at West Texas A&M... Named first-team all-Lone Star South Division... As a junior, part of offensive line that allowed just 19 sacks over the course of the entire season, while helping put up a school-record 7,079 yards of offense... As a sophomore, named first-team NJCAA All-America honors while at Navarro College... Also earned all-Southwest Junior College Football Conference first team accolades... In his freshman season, saw action in 12 games at tackle for Texas.

PERSONAL: Attended Mesquite North H.S. where he was a *Parade* All-American and SuperPrep All-American... Participated in the U.S. Army All-America Bowl and was an EA Sports second team All-American.

J'MARCUS WEBB'S NFL STATISTICS

GAMES PLAYED-STARTED - 30-28: 2010 (14-12); 2011 (16-16).

POSTSEASON

GAMES PLAYED-STARTED - 2-2: 2010 (2-2).



14

ERIC
WEEMS**Ht:** 5-9**Age:** 27**Bears Season:** 1**Acquired:** Unrestricted free agent in 2012 (ATL)**Wt:** 195**College:** Bethune-Cookman**NFL Season:** 6

WIDE RECEIVER/KICK RETURNER

PRO CAREER: Pro Bowl special teams standout joins the Bears after recording 815 punt return yards and a touchdown on 77 punt returns (10.6 ypr) and 2,896 kickoff return yards and a touchdown on 113 returns (25.6 ypr) in 55 games during five seasons (2007-11) as a member of the Falcons... Has added 41 career special teams tackles... 3,711 total kick return yards are seventh in the NFL over the last five seasons... Ranks 10th in the NFL in punt return average (10.6) and 11th in kickoff return average (25.6) since 2007... First player in Falcons history to record both a punt and kickoff return touchdown... Has 24 receptions for 205 yards (8.5 ypr) and two touchdowns and eight rushes for 53 yards... In three career playoff contests, has 10 kickoff returns for 278 yards, including NFL playoff record 102-yard kickoff return touchdown in Divisional Round playoff game against Green Bay (1/15/11).

HONORS AND AWARDS: 2010 - Pro Bowl, All-NFL Team (*Pro Football Weekly*), NFC Special Teams Player of the Week (Week 13 at Tampa Bay) .

CAREER TRANSACTIONS: Signed by Atlanta as an undrafted free agent (5/1/07)... Released by Falcons (9/3/07)... Signed to Atlanta's practice squad (9/4/07)... Elevated to Falcons active roster (12/30/07)... Released by Atlanta (8/30/08)... Signed to Falcons practice squad (8/31/08)... Elevated to Atlanta's active roster (11/19/08)... Signed 1-year deal with Falcons (7/30/11)... Signed 3-year contract with Chicago (3/15/12). **SIGNED through 2014**

2011 SEASON: Appeared in all 16 contests with two starts, recording 315 punt return yards on 32 returns (9.8 ypr) and 563 kickoff return yards on 24 returns (23.5 ypr)... Added 12 special teams tackles and 11 receptions for 90 yards (8.2 ypr).

GAMES PLAYED-STARTED 16-2

PREVIOUS SEASONS: 2010 - Named to first career Pro Bowl as a special teamer after compiling 1,100 yards and a touchdown on 40 kickoff returns (23.8 ypr), 230 yards and a touchdown on 18 punt returns (12.8 ypr) and a team-high 16 special teams tackles... Ranked third in the NFL in kickoff return average and fifth in punt return average among players with at least 15 punt returns... One of two NFL players (Marc Mariani, Tennessee) to have both a punt and kickoff return touchdown... Added 6 receptions for 61 yards (10.1 ypr)... Established franchise record with 102-yard kickoff return touchdown at Tampa Bay (12/5)... Had NFL playoff record 102-yard kickoff return touchdown in Divisional Round playoff game against Green Bay (1/15)... In three playoff contests, had 10 kickoff returns for 278 yards and a touchdown. 2009 - Appeared in all 16 games and had career-high 1,214 kickoff return yards, which ranked eighth in NFL and fourth in NFC... Added 270 yards on 27 punt returns, 10 special teams tackles, six receptions for 50 yards (8.3 ypr) and two touchdowns and eight carries for 53 yards (6.6 ypc). 2008 - Appeared in six contests and had 3 special teams tackles, a 19-yard punt return and 4-yard reception... Spent first 11 weeks on Falcons practice squad. 2007 - Spent first 16 weeks of season on practice squad before being elevated to active roster and making NFL debut in Week 17 vs. SEA (12/30).

COLLEGE CAREER: Posted 178 receptions for 2,533 yards with 19 touchdowns in 42 games as a member of the Bethune-Cookman Wildcats... Recorded career highs in catches (62), receiving yards (864) and touchdowns (nine) as a senior in 2006 and tallied the sixth-most touchdowns scored in a single season in MEAC history (10).

PERSONAL: Prepped at Seabreeze (Ormond Beach, FL) High School where he was named an all-state and all-area performer... Earned team MVP honors as a senior after collecting 97 tackles and two sacks as a defensive back... Participated in basketball and earned all-area honors by averaging 23.5 points per game with four steals and nine rebounds.

ERIC WEEMS' NFL STATISTICS

REGULAR SEASON

Year	Team	GP-GS	Rec	Yds	Avg	Lg	TD	Rush	Yds	Avg	Lg	TD
2007	Atlanta	1 - 0	0	0	-	-	0	0	0	-	-	0
2008	Atlanta	6 - 0	1	4	4.0	4	0	0	0	-	-	0
2009	Atlanta	16 - 0	6	50	8.3	30t	2	8	53	6.6	31	0
2010	Atlanta	16 - 4	6	61	10.2	18	0	0	0	-	-	0
2011	Atlanta	16 - 2	11	90	8.2	18	0	0	0	-	-	0
NFL Totals		55 - 6	24	205	8.5	30t	2	8	53	6.6	31	0

Year	Team	KR	Yds	Avg	LG	TD	PR	FC	Yds	Avg	Lg	TD
2007	Atlanta	0	0	-	-	0	0	0	0	-	-	0
2008	Atlanta	1	19	19.0	19	0	0	0	0	-	-	0
2009	Atlanta	48	1,214	25.3	62	0	27	14	270	10.0	28	0
2010	Atlanta	40	1,100	27.5	102t	1	18	19	230	12.8	55t	1
2011	Atlanta	24	563	23.5	37	0	32	19	315	9.8	42	0
NFL Totals		113	2,896	25.6	102t	1	77	52	815	10.6	55t	1

ADDITIONAL STATS: Special Teams Touchdowns - 2: 102-yard kickoff return at TB (12/5/10), 55-yard punt return vs. CAR (1/2/11); **Playoffs - 1:** 102-yard kickoff return vs. GB (Divisional Playoff, 1/15/11). **Special Teams Tackles - 41:** 2008 (3), 2009 (10), 2010 (16), 2011 (12); **Playoffs - 3:** 2008 (2), 2011 (1).

POSTSEASON

Year	Team	GP-GS	Rec	Yds	Avg	Lg	TD	Rush	Yds	Avg	Lg	TD
2008	Atlanta	1 - 0	0	0	-	-	0	0	0	-	-	0
2010	Atlanta	1 - 0	0	0	-	-	0	0	0	-	-	0
2011	Atlanta	1 - 0	0	0	-	-	0	0	0	-	-	0
Postseason		3 - 0	0	0	-	-	0	0	0	-	-	0

Year	Team	GP	KR	Yds	Avg	LG	TD	PR	FC	Yds	Avg	Lg	TD
2008	Atlanta	1	0	0	-	-	0	0	0	0	-	-	0
2010	Atlanta	1	6	195	32.5	102t	1	0	0	0	-	-	0
2011	Atlanta	1	4	83	20.8	27	0	0	0	0	-	-	0
Postseason		3	10	278	27.8	102t	1	0	0	0	-	-	0

ROOKIE STARTERS

In 2011, several rookies made contributions on the field including three who started a total of 12 contests. Offensively, Gabe Carimi started two contests at right tackle and Dane Sanzenbacher opened one game at wide receiver. On the defensive side of the ball, Chris Conte started nine contests at free safety. In total, 12 Bears rookies appeared in 95 contests during the 2011 regular season.

The following is a breakdown of the past 15 years of rookie starts for the Bears:

- 2011 (12): Gabe Carimi (2), Chris Conte (9), Dane Sanzenbacher (1)
 2010 (12): J'Marcus Webb (12)
 2009 (13): Al Afalava (13)
 2008 (16): Matt Forté (16)
 2007 (14): Trumaine McBride (9), Greg Olson (4), Kevin Payne (1)
 2006 (15): Mark Anderson (1), Danieal Manning (14)
 2005 (36): Cedric Benson (1), Mark Bradley (4), Chris Harris (13), Brandon McGowan (3), Kyle Orton (15)
 2004 (30): Bernard Berrian (1), Tommie Harris (16), Tank Johnson (1), Craig Krenzel (5), Nathan Vasher (7)
 2003 (37): Lance Briggs (13), Brock Forsey (1), Justin Gage (3), Rex Grossman (3), Joe Odom (3), Charles Tillman (13), Bobby Wade (1)
 2002 (20): Alex Brown (9), Marc Colombo (5), John Gilmore (4), Roosevelt Williams (2)
 2001 (15): David Terrell (5), Anthony Thomas (10)
 2000 (37): Mike Brown (16), Dustin Lyman (7), Brian Urlacher (14)
 1999 (29): Jerry Azumah (2), D'Wayne Bates (1), Marty Booker (4), Russell Davis (8), Warrick Holdman (5), Cade McNown (6), Khari Samuel (1), Rex Tucker (1), Jerry Wisne (1)
 1998 (35): Curtis Enis (1), Olin Kreutz (1), Alonzo Mayes (16), Moses Moreno (1), Tony Parrish (16)
 1997 (8): John Allred (4), Darnell Autry (3), Van Hines (1)



CHICAGO BEARS PLAYERS

ERIC WEEMS' GAME-BY-GAME STATS 5-1 Regular Season Starting Record (0-0 Postseason)

2007 ATLANTA FALCONS

Date	W/L	Opp.	SEA	Receiving					PR	Punt Returns					KR	Kickoff Returns			
				Rec	Yds	Avg.	Lg	TD		Yds	Avg	FC	Lg	TD		Yds	Avg	Lg	TD
12/30	W	SEA		0	0	-	-	0	0	0	-	0	-	0	0	0	-	-	0

2008 ATLANTA FALCONS

Date	W/L	Opp.	SEA	Receiving					PR	Punt Returns					KR	Kickoff Returns			
				Rec	Yds	Avg.	Lg	TD		Yds	Avg	FC	Lg	TD		Yds	Avg	Lg	TD
11/23	W	CAR		1	4	4.0	4	0	0	0	-	0	-	0	0	0	-	-	0
11/30	W	at SD		0	0	-	-	0	0	0	-	0	-	0	1	19	19.0	19	0
12/7	L	at NO		0	0	-	-	0	0	0	-	0	-	0	0	0	-	-	0
12/14	W	TB		0	0	-	-	0	0	0	-	0	-	0	0	0	-	-	0
12/21	W	at MIN		0	0	-	-	0	0	0	-	0	-	0	0	0	-	-	0
12/28	W	STL		0	0	-	-	0	0	0	-	0	-	0	0	0	-	-	0
Totals				1	4	4.0	4	0							1	19	19.0	19	0
POSTSEASON																			
1/3	L	at ARZ		0	0	-	-	0	0	0	-	0	-	0	0	0	-	-	0

2009 ATLANTA FALCONS

Date	W/L	Opp.	Receiving						Punt Returns						Kickoff Returns					
			Rec	Yds	Avg.	Lg	TD	PR	Yds	Avg	FC	Lg	TD	KR	Yds	Avg	Lg	TD		
9/13	W	MIA	0	0	-	-	0	3	31	10.3	1	18	0	1	14	14.0	14	0		
9/20	W	CAR	0	0	-	-	0	0	0	-	0	-	0	2	63	31.5	41	0		
9/27	L	at NE	0	0	-	-	0	0	0	-	1	-	0	5	139	27.8	34	0		
10/11	W	at SF	0	0	-	-	0	4	18	4.5	0	10	0	2	39	19.5	20	0		
10/18	W	CHI	0	0	-	-	0	1	20	20.0	2	20	0	3	117	39.0	62	0		
10/25	L	at DAL	2	33	16.5	30t	1	2	9	4.5	1	10	0	3	78	26.0	29	0		
11/21	at NO	0	-	-	-	0	1	9	9.0	1	9	0	5	132	26.4	33	0			
11/8	W	WAS	0	0	-	-	0	2	12	6.0	0	10	0	4	99	24.8	38	0		
11/15	L	at CAR	0	0	-	-	0	2	37	18.5	1	24	0	1	28	28.0	28	0		
11/22	L	at NYG	1	4	4.0	4t	1	2	24	12.0	1	17	0	4	93	23.3	30	0		
11/29	W	TB	2	10	5.0	5	0	1	18	18.0	1	18	0	4	76	19.0	31	0		
12/6	L	PHI	0	0	-	-	0	2	20	10.0	0	14	0	6	157	26.2	29	0		
12/13	L	NO	1	3	3.0	3	0	0	0	-	1	-	0	1	37	37.0	37	0		
12/20	W	at NYJ	0	0	-	-	0	1	8	8.0	2	8	0	2	26	13.0	20	0		
12/27	W	BUF	0	0	-	-	0	5	64	12.8	0	28	0	2	52	26.0	32	0		
1/3	W	at TB	0	0	-	-	0	1	0	0.0	2	0	0	3	64	21.3	24	0		
Totals			6	50	8.3	30t	2	27	270	10.0	14	28	0	48	1,214	25.3	62	0		


2010 ATLANTA FALCONS

Date	W/L	Opp.	Rec	Receiving					PR	Punt Returns					KR	Kickoff Returns			
				Yds	Avg.	Lg	TD	Yds		Avg	FC	Lg	TD	Yds		Avg	Lg	TD	
9/12	L	at PIT	4	36	9.0	17	0	2	20	10.0	3	14	0	1	19	19.0	19	0	
9/19*	W	ARZ	0	0	-	-	0	1	17	17.0	2	17	0	1	30	30.0	30	0	
9/26	W	at NO	0	0	-	-	0	0	0	-	0	-	0	3	76	25.3	35	0	
10/3	W	SF	0	0	-	-	0	2	32	16.0	2	19	0	3	77	25.7	30	0	
10/10*	W	at CLE	0	0	-	-	0	1	8	8.0	0	8	0	3	66	22.0	32	0	
10/17	L	at PHI	0	0	-	-	0	1	18	18.0	0	18	0	3	70	23.3	29	0	
10/24	W	CIN	0	0	-	-	0	0	0	-	2	-	0	6	168	28.0	55	0	
11/7W	TB		0	-	-	-	0	0	-	1	-	0	3	70	23.3	34	0		
11/11*	W	BAL	0	0	-	-	0	1	16	16.0	2	16	0	1	33	33.0	33	0	
11/21	W	at STL	1	18	18.0	18	0	1	11	11.0	3	11	0	4	120	30.0	55	0	
11/28	W	GB	0	0	-	-	0	0	0	-	0	-	0	3	93	31.0	40	0	
12/5	W	at TB	0	0	-	-	0	1	10	10.0	1	10	0	4	163	40.8	102t	1	
12/12*	W	at CAR	1	7	7.0	7	0	2	5	2.5	1	5	0	1	23	23.0	23	0	
12/19	W	at SEA	0	0	-	-	0	1	12	12.0	0	12	0	1	46	46.0	46	0	
12/27	L	NO	0	0	-	-	0	2	6	3.0	0	4	0	2	26	13.0	18	0	
1/2	W	CAR	0	0	-	-	0	3	75	25.0	2	55t	1	1	20	20.0	20	0	
Totals	4-0		6	61	10.2	18	0	18	230	12.8	19	55t	1	40	1,100	27.5	102t	1	
POSTSEASON																			
1/15	L	GB	0	0	-	-	0	0	0	-	0	-	0	6	195	32.5	102t	1	

2011 ATLANTA FALCONS

Date	W/L	Opp.	SEA	Receiving					PR	Punt Returns					KR	Kickoff Returns			
				Rec	Yds	Avg.	Lg	TD		Yds	Avg	FC	Lg	TD		Yds	Avg	Lg	TD
9/11	L	at CHI		0	0	-	-	0	3	10	3.3	1	8	0	2	33	16.5	20	0
9/18	W	PHI		0	0	-	-	0	1	19	19.0	1	19	0	3	78	26.0	36	0
9/25	L	at TB		0	0	-	-	0	2	16	8.0	1	13	0	3	58	19.3	25	0
10/2	W	at SEA		0	0	-	-	0	2	24	12.0	1	13	0	1	19	19.0	19	0
10/9	L	GB		1	4	4.0	4	0	1	3	3.0	1	3	0	1	28	28.0	28	0
10/16	W	CAR		0	0	-	-	0	1	8	8.0	1	8	0	1	22	22.0	22	0
10/23	W	at DET		0	0	-	-	0	4	62	15.5	1	37	0	3	82	27.3	37	0
11/6	W	at IND		0	0	-	-	0	3	19	6.3	2	11	0	0	0	-	-	0
11/13	L	NO		3	25	8.3	11	0	0	0	-	1	-	0	2	41	20.5	25	0
11/20*	W	TEN		3	20	6.7	8	0	2	27	13.5	2	16	0	0	0	-	-	0
11/27	W	MIN		0	0	-	-	0	4	54	13.5	2	42	0	2	52	26.0	26	0
12/4	L	at HOU		0	0	-	-	0	2	22	11.0	0	11	0	2	47	23.5	30	0
12/11	W	at CAR		0	0	-	-	0	2	14	7.0	1	12	0	1	23	23.0	23	0
12/15	W	JAX		0	0	-	-	0	4	28	7.0	2	10	0	2	53	26.5	29	0
12/26*	L	at NO		3	33	11.0	18	0	0	0	-	1	-	0	1	27	27.0	27	0
1/1	W	TB		1	8	8.0	8	0	1	9	9.0	1	9	0	0	0	-	-	0
Totals	1-1			11	90	8.2	18	0	32	315	9.8	19	42	0	24	563	23.5	37	0
POSTSEASON																			
1/8	L	at NYG		0	0	-	-	0	0	0	-	0	-	0	4	83	20.8	27	0

*Denotes Game Started



27 JONATHAN WILHITE

Ht: 5-11

Age: 28

Bears Season: 1

Acquired: Unrestricted free agent in 2012 (DEN)

Wt: 185

College: Auburn

NFL Season: 5

CORNERBACK

PRO CAREER: Appeared in 54 contests (15 starts) in four seasons at cornerback for the New England Patriots (2008-10) and Denver Broncos (2011) before signing with the Bears in the 2012 offseason... Gathered 110 tackles, 4 INTs, 11 PBUs, 2 sacks, 1 FR and 11 special teams stops... Has made three postseason appearances.

CAREER TRANSACTIONS: Entered the NFL as a fourth-round selection (129th overall) of New England in 2008 NFL Draft... Signed with the Patriots (7/17/08)... Released by New England (8/29/11)... Signed 1-year contract with Denver (9/4/11)... Signed 1-year deal with Chicago (4/10/12). **SIGNED through 2012**

2011 SEASON: Appeared in 15 games with 2 starts for Denver, gathering 26 tackles, 2 sacks, 1 INT, 2 PBUs and 3 special teams stops... Appeared in both of the Broncos postseason contests. **GAMES PLAYED-STARTED: 15-2**

PREVIOUS SEASONS: 2010 - Played in 9 games with 1 start finishing with 20 tackles and 2 PBUs... Placed on injured reserve on 12/15 due to hamstring injury, that caused him to be inactive 4 previous contests. **2009** - Gathered career-highs in tackles (41), INTs (2) and PBUs (5), adding first career FR and 4 special teams stops while appearing in 14 games with 8 starts at CB... Appeared in one postseason contest seeing action as reserve CB and on special teams. **2008** - Appeared in all 16 games as a rookie with 4 starts at LCB... Recorded 23 tackles, 1 INT and 4 special teams stops... Started the final 4 games of the season as the Patriots went 4-0 in those contests while allowing just 13.5 points per game.

COLLEGE: Appeared in 34 games with 23 starts at Auburn (2005-07) after transferring from Butler County Community College following the 2004 season... Recorded 101 tackles (77 solo), 3 INTs, 14 PBUs and 1 sack with Auburn... Majored in Sociology at Auburn... Earned National Junior College All-American team and all-conference first-team accolades in 2004 at Butler County Community College, posting 44 tackles (23 solo), 5 INTs and 7 PBUs.

PERSONAL: Attended Ouachita (Monroe, La.) High School and earned All-Northeast Louisiana and All-District second-team honors... Played receiver and running back in high school... Has a passion for music, including having a recording studio in his home.

JONATHAN WILHITE'S NFL STATISTICS

REGULAR SEASON

Year	Team	GP	GS	Tackles					Interceptions					Fumbles			Misc.	
				Tot	S	A	Sk	Yds	No	Yds	Lg	TD	PD	FF	FR	Yds	TFL	STT
2008	New England	16	4	23	19	4	0.0	0.0	1	16	16	0	2	0	0	0	n/a	4
2010	New England	9	1	20	16	4	0.0	0.0	0	0	0	0	2	0	0	0	n/a	0
2011	Denver	15	2	26	23	3	2.0	18.0	1	2	0	0	2	0	0	0	n/a	3
NFL totals		54	15	110	93	17	2.0	18.0	4	35	17	0	11	0	1	0	n/a	11

POSTSEASON

Year	Team	GP	GS	Tackles					Interceptions					Fumbles			Misc.	
				Tot	S	A	Sk	Yds	No	Yds	Lg	TD	PD	FF	FR	Yds	TFL	STT
2009	New England	1	0	0	0	0	0.0	0.0	0	0	0	0	0	0	0	0	0	0
2010	New England																	
INJURED RESERVE																		
2011	Denver	2	0	0	0	0	0.0	0.0	0	0	0	0	0	0	0	0	0	0
Postseason		3	0	0	0	0	0.0	0.0	0	0	0	0	0	0	0	0	0	0



CHICAGO BEARS PLAYERS



74 CHRIS WILLIAMS

Ht: 6-6

Age: 27

Bears Season: 5

Acquired: 1st round of the 2008 draft

Wt: 320

College: Vanderbilt

NFL Season: 5

GUARD/TACKLE

PRO CAREER: Played in 47 career games, including 38 starts in four seasons with the Bears... Started 20 games at LG, 11 games at RT and 7 games at LT... Started all 38 games played in over the last three seasons (2009-11)... Started two postseason contests at LG.

CAREER TRANSACTIONS: Entered NFL as a first-round pick (14th overall) by Chicago in the 2008 NFL Draft... Signed 5-year contract with the Bears (7/23/08). **SIGNED through 2012**

2011 SEASON: Started all 9 games he played in at LG... Started at RG when Matt Forte rushed for 205 yads vs. CAR (10/2), tied for 2nd most in Bears single-game history... Placed on Injured Reserve due to hand injury (11/14). **GAMES PLAYED-STARTED: 9-9**

PREVIOUS SEASONS: 2010 - Started all 13 games he played in, including 2 at LT and 11 at LG... Helped block for RB Matt Forte, who rushed for 1,069 yards... Started both postseason contests at LG. **2009** - Started all 16 games, with 11 at RT and 5 at LT... One of three offensive lineman to start all 16 games... Helped block for Jay Cutler who threw for 3,666 yards, the second highest total in franchise history. **2008** - Played in 9 games, seeing action at LT, on special teams and in short-yardage situations... Missed the first 7 games due to a back injury.

COLLEGE: Four-year letterwinner at Vanderbilt (2004-2007) appeared in 36 games at left tackle and left guard, finishing his college career with 33 consecutive starts... Started all 24 contests over his junior and senior season at left tackle... Received first-team all-SEC honors as a senior and second-team all-SEC accolades as a junior... Two-time recipient of Vanderbilt's Most Valuable Offensive Lineman Award... Surrendered just two sacks over his final two seasons (24 games) as a Commodore... Selected to first-team all-SEC as a senior, becoming the first Vanderbilt player to receive such accolades in 23 years after allowing just 1 sack all season... Earned "winning" blocking grade in every game as a senior en route to being named the team's Most Valuable Offensive Lineman... As a junior, all-SEC second-team selection as he started all 12 games at left tackle, surrendering just 1 sack all season... Honored as the team's Most Valuable Offensive Lineman by the coaches... Played all 12 games as a sophomore, starting the final 9 contests at left guard... Also saw time at left tackle... Selected as Offensive Player of the Week in his first collegiate start... Helped QB Jay Cutler lead the SEC in passing yards (3,073), passing yards per game (279.4) and completions (273)... Did not play in any games as a redshirt freshman.

PERSONAL: Attended Catholic H.S. in Louisiana, earning all-region and all-conference recognition as a senior on a team that went 10-2 and won a district title... Did not start until his senior season... Named to 5A all-state Academic Team and was vice president of National Honor Society... Son of Joseph and Sandres Williams... Named Strength and Conditioning All-American following 2007 season by National Strength and Conditioning Association... Majored in Human and Organizational Development.

CHRIS WILLIAMS' NFL STATISTICS

REGULAR SEASON

GAMES PLAYED-STARTED - 47-38: 2008 (9-0); 2009 (16-16); 2010 (13-13); 2011 (9-9).

POSTSEASON

GAMES PLAYED-STARTED - 2-2: 2010 (2-2).



70 EDWIN WILLIAMS

Ht: 6-3

Wt: 315

Age: 25

College: Maryland

Bears Season: 3

NFL Season: 3

Acquired: Waiver claim in 2010 (WAS)

GUARD/CENTER

PRO CAREER: Started 10 of 20 games played in two seasons with Chicago (2010-11) after spending first NFL season with Washington (2009)... Has played in 24 regular season games overall, with 12 starts... Started 7 games at LG and 5 contests at RG... Recovered fumble in end zone for first career touchdown at Green Bay on December 25, 2011.

CAREER TRANSACTIONS: Signed as an undrafted rookie free agent by Washington (4/27/09)... Cut by the Redskins (8/31/10)... Signed by Chicago (9/1/10)... Cut by the Bears (9/4/10)... Added to Chicago practice squad (9/5/10)... Signed to the active roster (9/27/10)... Signed 2-year extension with the Bears (12/28/11). **SIGNED through 2013**

2011 SEASON: Appeared in 15 contests, including starting final 7 games at LG... Recorded first career TD when he recovered a fumble in the end zone at GB (12/25). **GAMES PLAYED-GAMES STARTED: 15-7**

PREVIOUS SEASONS: 2010 - Appeared in 5 games, making 3 starts at RG for Chicago... Made his first start as a Bear at CAR (10/10). **2009** - Played in four regular season games, with two starts... Made NFL debut at Atlanta (11/8)... Started his first career game at right guard at Philadelphia (11/29).

COLLEGE: A three-year starter at center at Maryland... His 39 consecutive starts at center were tops on the team at the end of 2008... As a senior, a first team all-ACC selection by AP/ACSM... A member of the watch list for the Rimington Trophy, honoring the best center in the nation, a consensus preseason first team all-ACC selection, a first team choice by *The Sporting News*, *Lindy's* and *Blue Ribbon* and second team by *Athlon*... Majored in communications and graduated in May 2008.

PERSONAL: Two-year letter winner and starter at DeMatha, where he finished his prep career as the school's top offensive lineman... Switched from basketball to football prior to his junior season and ultimately played offensive guard (junior season), offensive tackle and defensive end (senior season)... Earned first team All-WCAC, all-county and All-Gazette honors in 2003... Named a Mid-Atlantic all-region pick by SuperPrep and an all-region selection by PrepStar... Joined President Barack Obama and First Lady Michelle Obama at the White House Easter Egg Roll to help kids learn the value of good health during the 2010 offseason.

EDWIN WILLIAMS' NFL STATISTICS

REGULAR SEASON

GAMES PLAYED-STARTED - 24-12: 2009 WAS (4-2); 2010 CHI (5-3); 2011 CHI (15-7).



CHICAGO BEARS PLAYERS



98 COREY WOOTTON

Ht: 6-6

Age: 25

Bears Season: 3

Acquired: 4th round of the 2010 draft

Wt: 270

College: Northwestern

NFL Season: 3

DEFENSIVE END

PRO CAREER: Has seen action in a reserve role and on special teams in 13 games over two seasons with the Bears, collecting 13 tackles (8 solo) and 1.0 sack... Made his NFL debut at CAR (10/10/10).

CAREER TRANSACTIONS: Drafted in the fourth round (109th overall) of the 2010 NFL Draft (4/24/10)... Signed a four-year contract with Chicago (5/19/10). **SIGNED through 2013**

2011 SEASON: Appeared in 7 games, making 7 tackles (4 solo). **GAMES PLAYED-STARTED: 7-0**

PREVIOUS SEASONS: 2010 - Appeared in 6 games, making 6 tackles (4 solo)... Added his first career sack, a take-down of Brett Favre, at MIN (12/20).

COLLEGE CAREER: Started 49-of-53 games played at Northwestern (2005-09), setting the school-record for career starts... Credited with 156 tackles (94 solo), 19.5 sacks and 38.0 TFLs... His 19.5 sacks rank third and 38.0 TFLs rank fourth in school history... Added 4 INTs, 8 PBUs, 3 forced fumbles and 3 fumble recoveries... Also has blocked four kicks... Honored as all-Big Ten selection his junior and senior seasons... Suffered knee injury during the 2008 Alamo Bowl, but returned to action ahead of schedule in order to start the 2009 season... Earned an invitation to the 2010 Senior Bowl, but elected not to play in the game in order to strengthen his knee.

PERSONAL: An all-state, all-county and all-league selection in high school at Don Bosco Preparatory H.S (Rutherford, NJ).... Won two state titles as his team went unbeaten both seasons.. Played tight end and defensive end, catching 8 passes for 152 yards and totaling 62 tackles, 5 sacks and 1 defensive touchdown his senior season... Was ranked 62nd nationally among offensive tackles and 29th-ranked player overall in New Jersey by Rivals.com coming out of high school... Triple major at Northwestern in communication studies, African American studies and sociology.

COREY WOOTTON'S NFL STATISTICS

Year	Team	GP	GS	Tackles					Interceptions					Fumbles			Misc.	
				Tot	S	A	Sk	Yds	No	Yds	Lg	TD	PD	FF	FR	Yds	TFL	STT
2010	Chicago	6	0	6	4	2	1.0	12.0	0	0	-	-	0	0	0	0	0	0
2011	Chicago	7	0	7	4	3	0.0	0.0	0	0	-	-	0	0	0	0	0	0
NFL Totals		13	0	13	8	5	1.0	12.0	0	0	-	-	0	0	0	0	0	0

POSTSEASON

Year	Team	GP	GS	Tackles					Interceptions					Fumbles			Misc.	
				Tot	S	A	Sk	Yds	No	Yds	Lg	TD	PD	FF	FR	Yds	TFL	STT
2010	Chicago	2	0	1	1	0	0.0	0.0	0	0	-	-	0	0	0	0	0	0

SEASON / CAREER / PLAYOFF HIGHS

	2011	Career	Playoff
Tackles	3, at DEN (12/11).....	3, two times.....	1, vs. SEA (1/16/11)
Solos	2, at DEN (12/11).....	2, two times.....	1, vs. SEA (1/16/11)
Sacks	None.....	1, at MIN (12/20/10).....	None



21 MAJOR WRIGHT

Ht: 5-11

Wt: 204

Age: 24

College: Florida

Bears Season: 3

NFL Season: 3

Acquired: 3rd round of the 2010 draft

SAFETY

PRO CAREER: Played in 23 games with 11 starts in two seasons with the Bears (2010-11), compiling 109 tackles (69 solo), 3 INTs - including 1 INT return TD, 4 PBUs and 1 TFL... Added 6 special teams tackles... Has started 8 games at SS and 3 contests at FS.

CAREER TRANSACTIONS: Drafted in the third round (75th overall) of the 2010 NFL Draft (4/23/10)... Signed a four-year contract with Chicago (5/28/10). **SIGNED through 2013**

2011 SEASON: Started 11 of 12 games played, collecting 78 tackles (52 solo), 3 INTs, 4 PBUs and a TFL... Returned INT 24 yards for first career TD in Week 10 vs. DET (11/13)... Made 8 starts at SS and 3 at FS. **GAMES PLAYED-STARTED: 12-11**

PREVIOUS SEASONS: 2010 - Saw action in 11 games, after missing five games early in the season with a hamstring injury... Credited with 31 tackles (17 solo)... Finished with 6 special teams tackles as well.

COLLEGE CAREER: Appeared in all 41 games in his three-year career at the University of Florida (2007-09), with 33 career starts at free safety... Collected 165 career tackles (111 solo), 10 PBUs, 4 forced fumbles and 1 fumble recovery... Added 8 INTs, returning them for 69 yards including 1 TD... Recovered a blocked field goal... National champion as a sophomore with the Gators... Collected 9 tackles and an INT in the BCS National Championship Game victory against Oklahoma.

PERSONAL: Started for the East in the U.S. Army All-American game and was nominated for the National U.S. Army Player of the Year Award... Started at safety for St. Thomas Aquinas H.S. (Miramar, FL) for three years under Coach George Smith, helping lead the team to the state title game in 2006... First-team all-county and all-state selection during both his junior and senior seasons... Ranked second at his position and sixth among Florida's Top-100 prospects according to Rivals.com coming out of high school... Rated 90th on the ESPN150 list of top prospects... Social and behavioral science major... Gave his mother, Andrea Eluett, his 2009 BCS Championship ring for Mother's Day.

MAJOR WRIGHT'S NFL STATISTICS

Year	Team	Tackles							Interceptions					Fumbles			Misc.	
		GP	GS	Tot	S	A	Sk	Yds	No	Yds	Lg	TD	PD	FF	FR	Yds	TFL	STT
2010	Chicago	11	0	31	17	1	0.0	0.0	0	0	-	-	0	0	0	0	0	6
2011	Chicago	12	11	78	52	26	0.0	0.0	3	60	36	1	4	0	0	0	1	0
NFL Totals		23	11	109	69	40	0.0	0.0	3	60	36	1	4	0	0	0	1	6

POSTSEASON

Year	Team	Tackles							Interceptions					Fumbles			Misc.	
		GP	GS	Tot	S	A	Sk	Yds	No	Yds	Lg	TD	PD	FF	FR	Yds	TFL	STT
2010	Chicago	2	0	7	6	1	0.0	0.0	0	0	-	-	1	0	0	0	0	0

SEASON / CAREER / PLAYOFF HIGHS

	2011	Career	Playoff
Tackles.....	12, at MIN (1/1/12)	Same.....	5, vs. GB (1/23/11)
Solos.....	9, at MIN (1/1/12)	Same.....	4, vs. GB (1/23/11)
Pass Defenses.....	1, four times.....	Same.....	1, vs. SEA (1/16/11)
Interceptions.....	1, three times.....	Same.....	None
Longest INT Return.....	36, at PHI (11/7).....	Same.....	None



CHICAGO BEARS PLAYERS

PRO EXPERIENCE



86 KYLE ADAMS

Ht: 6-4 **Wt:** 255
Age: 24 **College:** Purdue
Bears Season: 2 **NFL Season:** 2
Acquired: Undrafted free agent in 2011

TIGHT END

PRO CAREER: Appeared in first 9 contests of 2011 rookie season as a reserve tight end and on special teams... Placed on Injured Reserve 11/9/11 due to a hamstring injury. **CAREER TRANSACTIONS:** Entered NFL as an undrafted free agent with Chicago (7/26/11). **2011 SEASON:** Played in 9 games as a reserve tight end and on special teams... Placed on Injured Reserve 11/9 due to a hamstring injury. **COLLEGE:** Played in 46 games at Purdue from 2006-10... Caught 79 passes for 660 yards (8.4 avg) and 3 TDs... Returned 7 kickoffs for 45 yards (6.4 avg)... Collected 8 tackles... Three-time Academic all-Big Ten honoree... Led Purdue as a senior with 36 catches and was a team captain... One of 10 national finalists for the Danny Wuerffel Trophy in 2010... As a redshirt junior, started all 12 games with 29 receptions for 249 yards (8.6 avg)... Suffered season-ending knee injury in first game of his junior season... Appeared in all 13 games, including one start as a sophomore... Posted 8 receptions for 109 yards and 2 TDs... As a freshman, appeared in 8 games including 1 start... Collected 6 receptions for 58 yards and 1 TD. **PERSONAL:** Attended Westlake High School... Ranked as No. 50 tight end in the nation by ESPN.com... Honorable mention all-Central Texas, second team all-region and first team all-district as senior after catching 9 passes for 100 yards (11.1 average) and 1 touchdown... Had 8 receptions his junior season... Academic All-State... National Merit Scholarship finalist... Attended the same high school (Westlake) as former Purdue All-America and New Orleans Saints QB Drew Brees... Helped build houses on a mission trip to Haiti during summers of 2008 and 2009 and to South Africa in March of 2010... Mother, Anne (McMenamy), played volleyball at Purdue from 1978 to 1981... Father, Rob, was member of Purdue rowing team.



25 ARMANDO ALLEN

Ht: 5-10 **Wt:** 190
Age: 23 **College:** Notre Dame
Bears Season: 1 **NFL Season:** 1
Acquired: Waived free agent in 2011 (TB)

RUNNING BACK

PRO CAREER: Appeared in 2 games for the Bears in 2011, carrying the ball 15 times for 48 yards (3.2 ypc)... Elevated to Bears active roster on 12/19/11 after spending 12 of prior 15 weeks on Bears practice squad... Joined Chicago in Week 1 of 2011 season after spending preseason with Tampa Bay. **CAREER TRANSACTIONS:** Signed as an undrafted free agent with Tampa Bay (7/26/11)... Cut by the Buccaneers (9/2/11)... Signed to Chicago's practice squad (9/5/11)... Signed to Bears 53-man roster (12/19/11). **COLLEGE:** Played four seasons at Notre Dame, rushing for 2,144 yards on 469 carries with eight touchdowns... Ranked fifth all-time at Notre Dame with 4,337 all-purpose yards and is one of only eight players in Fighting Irish history to eclipse 4,000 all-purpose yards in a career... Finished in the top 10 in Notre Dame's career records book in seven categories: receptions by a running back (119, first), all-purpose yards (4,337, fifth), rushing attempts (469, 10th), receiving yards by a running back (833, fourth), kickoff returns (54, third), kickoff return yards (1,247, fourth), total punt/kickoff return yards (1,360, fifth). **PERSONAL:** Attended Hialeah-Miami Lakes High School in Hialeah, Florida... One of only 14 running backs named to the Super Southern 100 by the Atlanta Journal-Constitution in 2006... Rated 38th best overall national prospect by CSTV, and rated 52nd nationally on Rivals.com... Named offensive MVP at the 2006 U.S. Army All-American Bowl.



69 CORY BRANDON

Ht: 6-7 Wt: 324
Age: 25 College: Oklahoma
Bears Season: 1 NFL Season: 2
Acquired: Waived free agent in 2011 (TB)

TACKLE

PRO CAREER: Spent 2011 preseason with Tampa Bay. **CAREER TRANSACTIONS:** Signed as an undrafted free agent by the Tampa Bay Buccaneers (7/27/11)... Waived by the Bucs (9/3/11)... Signed with Chicago (6/15/12). **2011 SEASON:** Spent the preseason with the Tampa Bay Buccaneers. **COLLEGE:** Appeared in 31 games, making 7 starts over his 5 year career...

Received a medical hardship ruling to preserve a year of eligibility after sustaining an injury his redshirt freshman year. **PERSONAL:** Finished his senior season with 46 pancake blocks and 30 cuts... First team all-state as a senior... Earned all-area and all-district honors as a junior... Led Corsicana to an 11-2 record as a junior... Recorded more than 80 pancake blocks his junior season.



25 CORNELIUS BROWN

Ht: 5-11 Wt: 198
Age: 24 College: Texas - El Paso
Bears Season: 2 NFL Season: 2
Acquired: Waived free agent in 2011 (IND)

CORNERBACK

PRO CAREER: Appeared in 10 games for the Indianapolis Colts in 2010, registering 12 tackles and 3 passes defended... Spent the 2010 preseason with the Chicago Bears. **CAREER TRANSACTIONS:** Signed as an undrafted free agent by the Chicago Bears (4/25/10)... Waived by the Bears (9/4/10)... Signed to Indianapolis' Practice Squad (9/6/10)... Elevated to Colts

active roster (11/1/10)... Waived by Colts (8/29/11)... Signed by Chicago Bears (6/15/12). **2011 SEASON:** Spent the preseason with the Indianapolis Colts. **PREVIOUS SEASONS: 2010 -** Appeared in 10 games for the Colts after spending time on their practice squad. Recorded 12 tackles (8 solo) and 3 PDs. **COLLEGE:** Four-year letterwinner at UTEP (2006-09), started 30 games and finished career with 129 tackles... Collected 7 INTs, 5 TFLs, 2 forced fumbles, 4 fumble recoveries and 2 blocked kicks... Three-time honorable-mention all-Conference USA honoree, compiled 24 PBUs, which are tied for second all-time in school annals... Participated in the 2010 Texas vs. The Nation postseason All-Star game in the Sun Bowl, where he garnered MVP honors after returning a fumble 35 yards for the first score... Finished with 41 tackles (10 solo), 8 PBUs, 2 TFLs and 1 forced fumble as a senior... Named honorable mention all-Conference USA... Played in all 12 games as a junior, taking home honorable mention all-Conference USA accolades... Credited with 29 tackles and led UTEP in INTs (3), PBUs (7) and blocked kicks (2)... Named honorable mention all-Conference USA by the coaches as a sophomore... Tallied 50 tackles (38 solo), 3 TFLs, 4 INTs and a fumble recovery... Tied for the team lead with 9 PBUs... Played in all 12 games as a true freshman... Recorded 10 tackles (6 solo), 3 fumble recoveries and a forced fumble... Named to the Conference USA Commissioner's Academic Honor Roll... **PERSONAL:** Attended Forest Brook H.S. where he was all-district 19-4A wide receiver and cornerback as a senior... Tabbed an all-area cornerback in 2005... Four-year starter at corner and two-year starter at wideout and also started four games at quarterback his senior year... Two-year basketball letter winner and four-year track and field letter winner in high school... Regional qualifier in the 4x100 and 4x200 relays.



CHICAGO BEARS PLAYERS



78 NATE COLLINS

Ht: 6-2

Age: 24

Bears Season: 1

Acquired: Unrestricted free agent in 2012 (JAX)

Wt: 296

College: Virginia

NFL Season: 3

**DEFENSIVE
TACKLE**

PRO CAREER: Collins has appeared in 13 games over two seasons (2010-11) with the Jacksonville Jaguars after entering the NFL as an undrafted free agent with the New York Giants in 2010 out of the University of Virginia... Recorded 10 tackles, a 0.5 sack, a fumble recovery and a pass defended with the Jaguars. **CAREER TRANSACTIONS:** Signed as an

undrafted free agent by the New York Giants (4/25/10)... Waived by the Giants (9/4/10)... Signed to the Giants practice squad (9/5/10)... Signed by Jacksonville (11/13/10)... Signed a 1-year deal with the Jaguars (7/29/11)... Signed a 1-year contract by Chicago (5/23/12). **2011 SEASON:** Appeared in 12 games for Jacksonville, assisting in 10 tackles... Recorded half sack and 1 PD. **PREVIOUS SEASONS: 2010** - Appeared in 1 game for the Jaguars. **COLLEGE:** Finished collegiate career with 160 tackles (87 solo), 9 sacks, 1 forced fumble and 1 interception... Named first-team all-ACC as a senior... Started all 12 games in his final season and totaled 76 tackles, 6 sacks and 10.5 tackles for loss... Played in 12 games as a junior with five starts and finished with 36 tackles... Played in all 13 games as sophomore as reserve NT... Had 31 tackles, 5 tackles for loss and 2 sacks... Appeared in all 12 games as a freshman and produced 17 tackles, 1 sack, 4 tackles for loss and 5 quarterback pressures. **PERSONAL:** Attended King & Low-Heywood Thomas High School in Stamford, Conn... Played FB, TB, TE, WR, DT, LB and QB throughout his career... Played DE primarily as a senior but also saw action for four games at QB due to injuries... Also lettered in basketball and baseball... Father, Allen, played basketball at Alaska-Anchorage.



93 THADDEUS GIBSON

Ht: 6-2

Age: 24

Bears Season: 2

Acquired: Waived free agent in 2011 (HOU)

Wt: 243

College: Ohio State

NFL Season: 2

**DEFENSIVE
END**

PRO CAREER: Has appeared in 4 games in 2 seasons with San Francisco (2010) and Chicago (2011), mostly on special teams, recording 1 forced fumble... Also spent time with Pittsburgh, Washington and Houston. **CAREER TRANSACTIONS:** Drafted by the Pittsburgh Steelers in the 4th round of the 2010 NFL Draft... Cut by Pittsburgh (10/31/10)... Acquired on waivers by San

Francisco (11/1/10)... Cut by the 49ers (8/15/11)... Acquired from waivers by Washington (8/18/11)... Cut by the Redskins (9/3/11)... Added to the Texans practice squad (10/12/11)... Cut from Houston practice squad (11/23/11)... Added to Chicago practice squad (11/30/11)... Signed to Bears active roster (12/19/11). **2011 SEASON:** Appeared in final two contests for Chicago seeing action on special teams. Spent 3 weeks on Bears practice squad after signing with team on 11/30. **PREVIOUS SEASONS: 2010** - Appeared in two games with San Francisco, recording one forced fumble on special teams. **COLLEGE:** Started 23-of-35 games at Ohio State - 13 at left defensive end and 10 on the right side... Finished career with 82 tackles (49 solos), 10 sacks for minus-55 yards and 25.0 stops for losses totaling 86 yards... Caused 5 fumbles and recovered 3 others, returning one 69 yards for a TD... Deflected 4 passes and gained 5 yards on 1 INT return. **PERSONAL:** Attended Euclid (OH) High School, where he was twice named all-Ohio and to the *Cleveland Plain Dealer* "Best of the Best" all-star team... Also played forward on the school's basketball team.



64 RICKY HENRY

Ht: 6-4 Wt: 310
Age: 24 College: Nebraska
Bears Season: 2 NFL Season: 2
Acquired: Undrafted free agent in 2011

GUARD

PRO CAREER: Spent final 7 weeks of 2011 season on the Bears active roster, appearing in 1 contest on special teams... On Bears practice squad first 10 weeks of 2011 rookie season. **CAREER TRANSACTIONS:** Signed as an undrafted free agent by Chicago (7/26/11)... Waived by the Bears (9/3/11)... Signed to Chicago's practice squad (9/4/11)... Elevated to 53-man roster

(11/17/11). **2011 SEASON:** Spent first 10 weeks on the Bears practice squad... Elevated to 53-man roster in Week 11 and appeared in one contest... Made NFL debut in Week 16 at GB (12/25)... Inactive Weeks 11-14, DNP Weeks 15 and 17. **COLLEGE:** Played at Nebraska (2008-10) and North Dakota State College of Science (2006-07)... Started all 28 games played for the Cornhuskers and was the only offensive lineman at Nebraska to start every game over those two seasons... Helped block for a 1,000-yard rusher in both of his seasons in Lincoln... First-team all-Big 12 choice by the league's coaches and the *Associated Press* as a senior... Started all 14 games at right guard as the Cornhuskers eclipsed 200 yards rushing in 10 games... As a junior, started every game at RG... RB Roy Helu rushed for over 1,000 and Nebraska ranked in the Top 40 nationally in sacks allowed... Sat out the 2008 season as a redshirt... Spent two seasons at North Dakota State College of Science where he started every game at RG... Named all-region as a sophomore. **PERSONAL:** Attended Omaha Burke H.S., where he earned two first-team Class A all-state honors.



96 JORDAN MILLER

Ht: 6-2 Wt: 315
Age: 24 College: Southern
Bears Season: 1 NFL Season: 1
Acquired: Undrafted free agent in 2011

DEFENSIVE
TACKLE

PRO CAREER: Spent majority of 2011 season on the Bears practice squad... Elevated to 53-man roster in Week 17 but was inactive for Bears final contest. **CAREER TRANSACTIONS:** Signed as an undrafted free agent by Chicago (7/26/11)... Waived by the Bears (9/3/11)... Signed to Chicago's practice squad (9/4/11)... Elevated to 53-man roster (12/27/11). **2011 SEASON:** Spent

first 16 weeks on the Bears practice squad... Elevated to 53-man roster in Week 17 but was inactive for Chicago's season finale. **COLLEGE:** Attended Southern (2008-10) where he played in 31 games on the defensive line... Finished his career with 90 tackles, 18.0 sacks, 30.0 TFLs... As a senior, played in 11 games, leading the team with 15.0 TFLs and 9.0 sacks... Credited with 32 tackles (20 solo)... In his junior season, ranked third on the team with 54 tackles while leading the team with 6.0 sacks and tying for the team lead in TFLs (12.0)... Also added 2 fumble recoveries and 1 forced fumble... As a sophomore, played in 9 games, recording 4 tackles, including 3.0 TFLs and 3.0 sacks. **PERSONAL:** Lettered in football and basketball at Largo H.S.



76 CHETA OZOEGWU

Ht: 6-2 Wt: 255
Age: 23 College: Rice
Bears Season: 1 NFL Season: 1
Acquired: Waived free agent in 2012 (HOU)

DEFENSIVE
END


PRO CAREER: Spent 2011 training camp with Houston. **CAREER TRANSACTIONS:** Drafted by the Houston Texans in the 7th round (254th overall) of the 2011 NFL draft... Signed by the Texans (7/31/11)... Waived by Houston (9/12/11)... Signed a 1-year contract with Chicago (5/11/12). **2011**



CHICAGO BEARS PLAYERS

SEASON: Spent training camp with the Houston Texans. **COLLEGE:** Started 44-of-46 games at Rice... Finished career with 197 tackles (120 solos), 11 sacks for minus 72 yards and 26.0 stops for losses totaling 103 yards... Caused 4 fumbles and recovered 1... Added 3 PBUs. **PERSONAL:** Attended Alief Taylor (TX) High School, where he was an all-District 18-5A and all-Greater Houston selection... Also earned academic all-district honors... Played basketball and ran track... Member of the National Honor Society and FCA while also coaching youth at the YMCA... Plays the piano.

PRO EXPERIENCE



68 DEMARIO PRESSLEY

Ht: 6-3

Wt: 301

Age: 26

College: NC State

Bears Season: 1


NFL Season: 4

Acquired: Waived free agent in 2012 (CAR)

DEFENSIVE
TACKLE

PRO CAREER: Played in 1 game for Carolina (2011) and 7 games for New Orleans (2009)... Has totaled 20 tackles (18 solo) and 1 PD. **CAREER TRANSACTIONS:** Drafted by the Saints in the 5th round... Signed a 3-year contract with the Saints (7/15/08)... Waived by New Orleans (9/5/09)... Signed to Saints practice squad (9/6/09)... Signed to New Orleans active roster from practice squad

(11/7/09)... Waived by New Orleans (9/4/10)... Signed to the Saints practice squad (9/5/10)... Signed by Houston (12/15/10)... Waived by the Texans (2/18/11)... Acquired from waivers by Indianapolis (2/22/11)... Waived by the Colts (8/16/11)... Acquired from waivers by Denver (8/18/11)... Waived by Broncos (9/3/11)... Signed to Carolina's practice squad (12/7/11)... Signed to Panthers active roster (12/30/11)... Waived by Carolina (3/16/12)... Signed 1-year contract with Chicago (5/11/12). **2011 SEASON:** Appeared in 1 game for Carolina making 5 tackles (3 solo)... Added a PD. **PREVIOUS SEASONS: 2010** - Played in 7 games for the Saints... Recorded 15 tackles. **COLLEGE:** Four-year letterman at North Carolina State... Finished career with 145 tackles, 4.5 sacks, 2 forced fumbles, 2 interceptions and a fumble recovery... Opened 31-of-42 career games... As a senior in 2007, recorded 41 tackles with 1.5 sacks and 2 interceptions... As a junior, was a second-team all-ACC choice as he had 46 tackles with 2 sacks and a forced fumble. **PERSONAL:** Attended Dudley H.S... Parade All-American and first-team all-USA Today selection... Had 28 sacks over his final two prep seasons... Also played center.



84 DRAYLEN ROSS

Ht: 6-4

Wt: 271

Age: 24

College: North Texas

Bears Season: 1


NFL Season: 1

Acquired: Undrafted free agent in 2011

TIGHT END

PRO CAREER: Spent last 9 weeks of 2011 rookie season on Bears practice squad and part of training camp with Chicago after joining NFL as an undrafted free agent. **CAREER TRANSACTIONS:** Signed as an undrafted rookie free agent by Chicago (7/29/11)... Waived by the Bears (8/3/11)... Signed to Chicago practice squad (11/9/11)... Signed contract with Bears

(1/6/12). **2011 SEASON:** Spent last 9 weeks of 2011 rookie season on Bears practice squad. **COLLEGE:** Played both tight end and defensive end in collegiate career with North Texas (2006-10)... Used primarily as a blocking tight end during freshman (2006) and senior (2010) seasons, defensive end during sophomore (2008) and junior (2009) seasons and redshirted during 2007 season... Had 1 reception for 8 yards... Recorded 40 tackles as a defensive end. **PERSONAL:** A versatile two-way player for Diamond Hill-Jarvis, Ross was a first-team All-District 7-4A tight end as a senior and defensive end as a junior... Caught 10 passes for 117 yards and a touchdown... Recorded 61 total tackles, 6 sacks and 2 forced fumbles... Threw the discus for the Diamond Hill-Jarvis track team.



59 PATRICK TRAHAN

Ht: 6-2

Age: 25

Bears Season: 2

Acquired: Waived free agent in 2011 (TEN)

Wt: 236

College: Mississippi

NFL Season: 2

LINEBACKER

PRO CAREER: Appeared in 5 games for the Bears in 2011, recording 5 special teams tackles, after spending first 12 weeks on Chicago's practice squad... Spent the 2010 training camp with the Titans and was on the Tennessee practice squad for the entire 2010 season.

CAREER TRANSACTIONS: Signed by Titans as an undrafted free agent (4/30/10)... Cut by

Tennessee (9/4/10)... Signed to the Titans practice squad (9/5/10)... Signed to Bears practice squad (1/19/11)... Signed with Chicago (1/24/11)... Waived by Bears (9/3/11)... Signed to Chicago's practice squad (9/4/11)... Signed to Bears 53-man roster (11/29/11).

2011 SEASON: Appeared in final 5 contests of the season for Chicago, recording 5 special teams tackles... Spent

first 12 weeks of the season on Bears practice squad. **PREVIOUS SEASONS: 2010** - Spent entire season on Titans practice

squad after entering the league with Tennessee as an undrafted free agent. **COLLEGE:** Played at Auburn (2006), Northwest

Mississippi C.C. (2007) and Ole Miss (2008-09)... Ole Miss totals included 98 tackles, 7.0 sacks, 16.5 TFLs, 1 QB pressure, 2

INTs, 3 forced fumbles and 1 fumble recovery... As a senior, started all 13 games at WLB and tied for team lead (eighth in SEC)

with 12 tackles for loss... Also tied for team lead with 2 INTs, ranked third on the team with 5.0 sacks and ranked fourth on

the squad with 69 tackles... Team captain... In 2008, saw action in all 13 games with two starts at WLB and tallied 29 tackles,

2.0 sacks, 4.5 tackles for loss, 1 forced fumble and a safety... At Northwest Mississippi, named second-team National Junior

College Athletic Association All-American after posting 96 tackles, 14 tackles for loss, 6.0 sacks, 4 forced fumbles and 1 INT... As

a redshirt freshman at Auburn, played in 13 games and recorded 14 tackles and one TFL... Majored in parks and recreation man-

agement. **PERSONAL:** Attended St. Augustine (New Orleans) H.S., earning first-team all-state and all-district honors as a senior

after totaling 120 tackles, 9.0 sacks, 2 INTs and 10 forced fumbles... Named to *Mobile Press-Register* Super Southeast 120 team,

Tom Lemming and SuperPrep all-southwest teams, rated the No. 11 player in Louisiana by Rivals.com, and earned PrepStar

all-region honors... As a high school sophomore, played alongside New England Patriots running back BenJarvus Green-Ellis.



45 HARVEY UNGA

Ht: 6-0

Age: 25

Bears Season: 2

Acquired: Supplemental Draft in 2010

Wt: 237

College: BYU

NFL Season: 2

RUNNING BACK

PRO CAREER: Running back prospect signed enters his third preseason with Chicago... Spent

the 2010 season on Injured Reserve and the 2011 season on Reserve/Left Team list. **CAREER**

TRANSACTIONS: Selected in seventh round of 2010 Supplemental Draft by Chicago... Signed

4-year contract with the Bears (7/21/10). **2011 SEASON:** Appeared in 1 preseason contest and

carried the ball 9 times for 27 yards (3.0 ypc)... Placed on Reserve/Left Team list on 9/3. **PREVIOUS SEASONS: 2010** - Placed on

Injured Reserve on 8/12 during training camp. **COLLEGE:** Rushed for 3,455 yards on 696 carries (4.9 avg) in 41 games played

at BYU (2006-09)... Caught 102 passes for 1,085 yards (10.6 avg)... Scored 36 TDs on the ground and caught 9 TDs over the

course of his career... Set BYU's all-time career rushing record while achieving his third-straight 1,000-yard rushing season as

a senior... Became one of only nine Cougars to record over 1,000 career yards receiving and rushing... Only the second Cougar

to reach the 3,000-career rushing yard mark, the other being Curtis Brown (3,221)... Also set BYU bowl records for career car-

ries and yards with 58 and 163, respectively. **PERSONAL:** A consensus all-state RB as a senior... Helped lead Timpview (Provo,

Utah) H.S. to the 2004 State Championship... Team offensive MVP as a junior and senior... Father, Jackson, played running back

for the Cougars in the early 80's.



CHICAGO BEARS PLAYERS



37

ANTHONY WALTERS

Ht: 6-1

Wt: 207

Age: 23

College: Delaware


Bears Season: 1

NFL Season: 2

Acquired: Undrafted free agent in 2011

SAFETY

PRO CAREER: Appeared in 4 games for Chicago as a rookie in 2011, recording 1 special teams stop before landing on Injured Reserve (11/16) with a hamstring injury... Spent first 6 weeks of 2011 season on Bears practice squad. **CAREER TRANSACTIONS:** Signed as an undrafted free agent by Chicago (7/26/11)... Released by Bears (9/3/11)... Signed to Chicago's practice squad (9/4/11)... Elevated to Bears 53-man roster (10/11/11). **2011 SEASON:** Appeared in 4 games for Bears after spending first 6 weeks of season on Chicago's practice squad... Recorded 1 special teams stop... Placed on Injured Reserve (11/16) with a hamstring injury. **COLLEGE:** During his career at Delaware (2007-10), started all 50 games he appeared in, registering 258 tackles (189 solo)... Credited with 12 TFLs, 1.0 sack, 16 INTs, and 31 PBUs... Ranks second all-time in school annals in pass breakups and fourth in INTs... Two-time all-CAA honoree... Started 13 games in 2010 and helped lead Delaware to the Football Championship Division National title game... Registered 75 tackles (60 solo), 4 TFLs, 1.0 sack, 8 PBUs, 1 fumble recovery and 1 forced fumble... Collected a team-high 7 INTs, which ranked fourth in the NCAA... College *Sporting News* All-American, third-team AP All-American and fourth-team Phil Steele College Football All-American... As a junior in 2009, earned first team all-Colonial Athletic Association honors when he tallied 55 tackles, 10 PBUs and 1 INT... Posted 65 tackles in 11 starts while adding 4 INTs as a sophomore... Started all 15 games as a freshman collected 63 tackles, 6.5 TFLs, 9 PBUs and 4 INTs for team that advanced to the NCAA championship game. **PERSONAL:** Attended Cardinal O'Hara H.S.



57

JABARA WILLIAMS

Ht: 6-2

Wt: 238

Age: 22

College: Stephen F. Austin

Bears Season: 2

NFL Season: 2

Acquired: Waiver Claim in 2011 (STL)

LINEBACKER

PRO CAREER: Saw action in 7 games with St. Louis (2 contests) and Chicago (5) during 2011 rookie season... Recorded 5 special teams tackles... Drafted in the seventh round (228th overall) by St. Louis before being claimed by Chicago after Rams released him in October of 2011. **CAREER TRANSACTIONS:** Selected in the 7th round (228th overall) of the 2011 NFL Draft by the St. Louis Rams... Signed 4-year contract with St. Louis (7/29/11)... Released by Rams (10/26/11)... Claimed off waivers by Chicago (10/27/11). **2011 SEASON:** Appeared in 7 contests between St. Louis (2 games) and Chicago (5), recording 5 special teams tackles. **COLLEGE:** Named 2010 Southland Conference Defensive Player of the Year... Honored as Sports Network third-team All-America in 2010 and second-team in 2009... Earned third-team All-America honors from the AP as a senior... Three-time all-Southland Conference first-team performer... Finished his career with 411 tackles, 7.0 sacks, 4 interceptions and 19 passes defended... Saw action on both offense and defense during his career. **PERSONAL:** Earned all-district honors at running back as a senior at Garrison H.S... Two-time first-team all-district selection... Team MVP as a senior... Graduated as school's all-time single-season leading rusher (1,491 yards)... Also lettered in basketball and track.



CHICAGO BEARS
ROOKIES



CHICAGO BEARS PLAYERS



72 SHEA McCLELLIN

Ht: 6-3

Age: 22

Wt: 260

College: Boise State

Acquired: 1st round of the 2012 draft (19th overall)

DEFENSIVE END

COLLEGE CAREER: Started 37-of-49 games played at Boise State (2008-2011)... Totaled 130 tackles (64 solo), 20.5 sacks, 33.0 TFLs and 4 INTs... 2nd team all-American and 1st team all-Mountain West as a senior... 1st team all-Western Athletic Conference as a junior.

SENIOR: Started each of Boise State's 13 games... Named all-Mountain West first-team... Registered 50 tackles (30 solo), the third-most on the team... His 7.0 sacks led the Broncos, and his 12.5 tackles-for-loss were second-most... Forced a fumble and intercepted 2 passes... Also blocked a kick... 0.54 sacks per game was sixth in the Mountain West... Named Boise State's Defensive Most Valuable Player... Named to the 2011 Rotary Lombardi Award Watch List... Named Athlon Sports Preseason All-America Second Team. **JUNIOR:** Started each of the Broncos' 13 games... Named first-team All-Western Athletic Conference... Registered 30 tackles (15 solo) on the season, including 13.5 tackles-for-loss - tied for the most on the team - and a team-high 9.5 sacks... Ranked tied for 22nd-nationally in sacks (0.73 per game)... Forced 1 fumble and recovered 2, one of which went for a touchdown... Returned an interception 36 yards for a touchdown becoming the first Bronco defensive player to score on a fumble recovery and an interception in the same season since 1999... Received the team's Outstanding Defensive Lineman Award. **SOPHOMORE:** Played in 13 games for the Broncos, including starts in the final 11... Recorded 36 tackles, 6 TFLs and 3 sacks... Also had an interception and 2 pass break-ups. **FRESHMAN:** Played in 10 games before suffering a leg injury... Registered 14 tackles (4 solo), 3 FFs and 1 sack on the season... Signed National Letter of Intent with Boise State in February 2007 before grayshirting and joining the team in January 2008.

PERSONAL: *Idaho Statesman* first-team All-State at RB and LB for Marsing (ID) H.S... Named the Western Idaho Conference Offensive Player of Year and Defensive Player of Year... For the Huskies basketball team, the small forward averaged 16.7 points and 11.6 rebounds per game in 2006-07... On the baseball diamond, hit .453 with 21 runs batted in and 10 stolen bases as a junior.

SHEA McCLELLIN'S COLLEGE STATISTICS

		Tackles							Interceptions					Fumbles			Misc.
Year	Team	GP	GS	Tot	S	A	Sk	Yds	No	Yds	Lg	TD	PD	FF	FR	Yds	TFL
2008	Boise State	10	0	14	4	10	1.0	4	0	0	0	0	0	3	0	0	1.0
2009	Boise State	13	11	36	15	21	3.0	21	1	0	0	0	2	0	0	0	6.0
2010	Boise State	13	13	30	15	15	9.5	46	1	36	36	1	0	1	2	0	13.5
2011	Boise State	13	13	50	30	20	7.0	52	2	6	5	0	2	1	0	0	12.5
Totals		49	37	130	64	66	20.5	123	4	42	36	1	4	5	2	0	33.0



17

ALSHON
JEFFERYHt: 6-3
Age: 22Wt: 216
College: South Carolina

Acquired: 2nd round of the 2012 draft (50th overall)

WIDE RECEIVER

COLLEGE CAREER: Played in 39 games at South Carolina (2009-11), making 32 starts for the Gamecocks... Finished with 183 catches (second in school history) for 3,042 yards (first in school history and second most in SEC history) and 23 TDs (tied for first in school history)... Returned 1 kickoff for 35 yards... Team captain and 2nd team all-SEC as a junior... Biletnikoff finalist, All-American and unanimous first-team all-SEC as a sophomore... First-team Freshman All-American, first-team SEC All-Freshman and fourth-team all-SEC as a true freshman.

JUNIOR: Named as a Biletnikoff, Walter Camp and Maxwell Award watch lists member... Led the team for the third consecutive year with 49 receptions for 762 yards (11th-best season total in school history), averaging 15.6 yards per catch, as his 8 touchdown grabs rank tied for ninth on the Gamecocks annual record chart. **SOPHOMORE:** One of three finalists for the Biletnikoff Award... First-team All-America as selected by AFCA, FWAA, Phil Steele and ESPN.com... Second-team All-America by Walter Camp, *Associated Press*, *Sports Illustrated* and *CollegeFootballNews.com*... Unanimous first-team All-SEC selection... Named All-Sophomore by *CollegeFootballNews.com*... Set the single-season school records in both receptions (88) and receiving yards (1,517)... 1,157 receiving yards are second most in single-season SEC history and 88 receptions are tied for fourth most... Led the SEC in receiving yards per game (108.4) and was second in receptions per game (6.29). **FRESHMAN:** First-team Freshman All-American as selected by the FWAA, Phil Steele, Scout.com and *CollegeFootballNews.com*... First-team SEC All-Freshman selected by the coaches... Named fourth-team All-SEC by Phil Steele... Played in all 13 games, starting the final seven... Led the squad with 46 catches for 763 yards, 16.6 yards per catch... Second on the team with 6 touchdowns... Averaged 58.7 yards and 3.54 catches per game, the eighth and 10th best marks respectively in the SEC... Was the only freshman in the top 10 in either category... Named the SEC Freshman of the Week for his performance against Kentucky (7 catches-for-128 yards and 3 TDs)... The three TD receptions are tied for the second-highest single game mark in school history.


PERSONAL: Named first-team All-State by The State as a defensive back... Caught 35 passes for 740 yards and 14 TDs as a senior... Averaged 65 yards on kickoff returns and 35 yards on punt returns with three touchdowns... Totaled 50 tackles on defense... Selected to the Shrine Bowl of the Carolinas and the Under Armour All-American Game... Logged 910 yards receiving and 14 touchdowns as a junior in 2007... Also was a standout on the basketball court... Helped Calhoun County win four state titles.

ALSHON JEFFERY'S COLLEGE STATISTICS

Year	Team	GP-GS	Rec	Yds	Avg	Lg	TD
2009	South Carolina	13-7	46	763	16.0	80	6
2010	South Carolina	14-14	88	1,517	17.2	72	9
2011	South Carolina	12-11	49	762	15.6	50	8
Totals		39-32	183	3,042	16.6	80	23



CHICAGO BEARS PLAYERS



47 BRANDON HARDIN

Ht: 6-3

Age: 22

Wt: 217

College: Oregon State

Acquired: 3rd round of the 2012 draft (79th overall)

SAFETY

COLLEGE CAREER: Appeared in 38 games, starting in 15 of those for Oregon State (2008-11). Finished with 105 tackles (73 solo), 3 TFLs, 3 FFs, 1 INT and 7 PDs... Added 1 sack, 1 FR and 1 blocked extra-point... Missed the entire 2011 season with a shoulder injury... Two-time Pac-10 all-Academic Selection.

SENIOR: Promising career at cornerback was cut short midway through fall camp 2011 by a broken shoulder requiring season-ending surgery. **JUNIOR:** Registered 63 tackles in 2010, the fourth-most on the team... Forced 3 fumbles... Tied for the team lead with 12 special teams tackles. **SOPHOMORE:** Played in a three-player rotation at cornerback in 2009 making three starts... Recorded 1 INT... Recorded 29 tackles... Led the team with 11 special teams tackles. **REDSHIRT FRESHMAN:** Played most of 2008 with a broken hand and a sprained wrist on the other arm... Finished with 13 tackles and 1 TFL. **FRESHMAN:** Redshirted as a true freshman.

PERSONAL: Went to Kamehameha High School (Honolulu, HI)... Was also a standout in track and field where he ran the 200m, 400m, 4x100m, long- and triple-jump in track.

BRANDON HARDIN'S COLLEGE STATISTICS

Year	Team			Tackles						Interceptions					Fumbles			Misc.
		GP	GS	Tot	S	A	Sk	Yds	No	Yds	Lg	TD	PD	FF	FR	Yds	TFL	
2008	Oregon State	13	0	13	6	7	0.0	0	0	0	0	0	0	0	0	0	1.0	
2009	Oregon State	13	3	29	20	9	0.0	0	1	0	0	0	4	0	1	n/a	0.0	
2010	Oregon State	12	12	63	47	16	1.0	10	0	0	0	0	3	3	0	0	2.0	
2011	Oregon State	-	-	-	-	-	--	-	-	-	-	-	-	-	-	-	--	
Totals		38	15	105	73	32	1.0	10	1	0	0	0	7	3	1	n/a	3.0	

HARDIN



88 EVAN RODRIGUEZ

Ht: 6-2
Age: 23

Wt: 239
College: Temple

Acquired: 4th round of the 2012 draft (111th overall)

TIGHT END

COLLEGE CAREER: Started 28-of-37 games at tight end for Temple (2009-11)... Finished with 69 receptions for 871 yards and 7 TDs... Two-time first-team all-MAC (2010 & 2011).

SENIOR: Played in all 13 games with 12 starts... Also played on the punt return and field goal units... Owls' top receiver with 35 catches for 479 yards and 2 TDs on the season... 2011 first-team all-MAC honoree... 2011 first-team all-MAC by Phil Steele... 2011 third-team all-MAC by College Sports Madness... Named to the 2011 John Mackey Award Watch List... 2011 preseason Tight End of the Year by the CFPA. **JUNIOR:** Played in 11 games with 9 starts... Also played on the field goal, punt return, and kickoff return units... Top TE in receiving and third overall with 247 yards and 2 TDs on 21 receptions... 2010 first-team all-MAC honoree... 2010 ECAC All-Star... 2010 second-team All-MAC by Phil Steele. **SOPHOMORE:** Played in all 13 games with 7 starts... Also played on the kickoff return unit... Finished the season third in receptions with 145 yards and 3 TDs on 13 catches. **REDSHIRT FRESHMAN:** Sat out due to NCAA transfer rules. **FRESHMAN:** Redshirted as a true freshman at West Virginia.

PERSONAL: Team captain for coach Vince Ascolese at North Bergen HS... First-team All-State safety... All-Conference and All-County as a quarterback and safety... Hudson County Defensive Player of the Year... Led the Bruins to the playoffs... Participated in the New Jersey vs. New York All-Star Game... Also an all-conference selection in basketball.

EVAN RODRIGUEZ'S COLLEGE STATISTICS

Year	Team	GP-GS	Rec	Yds	Avg	Lg	TD
2008	Temple	-	-	-	-	-	-
2009	Temple	13-7	13	145	11.2	23	3
2010	Temple	11-9	21	247	12.2	46	2
2011	Temple	13-12	35	479	13.7	55	2
Totals		37-28	69	871	12.6	55	7



CHICAGO BEARS PLAYERS



31

ISAIAH FREY

Ht: 6-0

Wt: 190

Age: 22

College: Nevada

Acquired: 6th round of the 2012 draft (184th overall)

CORNERBACK

COLLEGE CAREER: Attended Nevada (2008-11) where he was a three-year starter for the Wolfpack... Two-time all-Big East first-team selection... Played in 52 career games, making 39 starts... Tallied 141 tackles (100 solo), 1.0 sacks and 7.0 TFLs... Added 7 INTs, 38 PDs and 2 FFs... First-team all-WAC as a senior... Second-team all-WAC as a junior.

SENIOR: First-team all-WAC... Started 13-of-13 games... Tallied 37 tackles (25 solo) 16 PDs and 5 INTs. **JUNIOR:** Named second-team all-WAC as a cornerback... Started all 13 games and the bowl game... Recorded at least 2 tackles in every game and finished the regular season with 52 tackles, including 3.0 for a loss of 10 yards... Also added a forced a fumble and had 1 INT... Was among the leaders in the conference with 14 pass breakups on the year. **SOPHOMORE:** Played in all 13 games with 11 starts during the regular season... Had 27 tackles on the season... Recorded first career interception and added 1 FF... Was credited with 5 PBUs on the year. **FRESHMAN:** Played in every game as a true freshman... Recorded 23 tackles on the season... Broke up 3 passes during the year.

PERSONAL: A graduate of Jesuit High in Carmichael, Calif.... Was a National Scholar-Athlete... As a senior in 2007, was a first-team all-League, all-City (*Sacramento Bee*) and all-Section selection... Was named the team's Most Valuable Player in 2006 and 2007... Had 3,200 all-purpose yards and 37 TDs during the 2006 and 2007 seasons... Recorded 76 tackles and 10 INTs during junior and senior seasons... Holds school record with 98-yard interception return for a touchdown... Was a member of the Black Student Union.

ISAIAH FREY'S COLLEGE STATISTICS

Year	Team	GP	GS	Tackles					Interceptions					Fumbles			Misc.
				Tot	S	A	Sk	Yds	No	Yds	Lg	TD	PD	FF	FR	Yds	
2008	Nevada	12	1	23	17	6	0.0	0.0	0	0	0	0	3	0	0	0	2
2009	Nevada	13	11	29	27	2	0.0	0.0	1	0	0	0	5	1	0	0	1
2010	Nevada	14	14	52	31	21	1.0	5.0	1	0	0	0	14	1	0	0	3
2011	Nevada	13	13	37	25	12	0.0	0.0	5	34	n/a	0	16	0	0	0	1
Totals		52	39	141	100	41	1.0	5.0	7	34	n/a	0	38	2	0	0	7



39 GREG MCCOY

Ht: 5-10
Age: 23

Wt: 178
College: TCU

Acquired: 7th round of the 2012 draft (220th overall)

CORNERBACK

COLLEGE CAREER: Started 28-of-51 games for the Horned Frogs from 2008-11... CBSSports.com and Yahoo! Sports first-team all-American, Mountain West Special Teams Player of the Year and First-team all-MW as a senior... Compiled 92 tackles (71 solo), 7 INTs and 17 PDs... Also amassed 52 KR for 1,505 yards and 3 TDs.

SENIOR: A CBSSports.com and Yahoo! Sports first-team All-American at kick returner... Tabbed by Phil Steele Publications as a second-team all-American... Mountain West Special Teams Player of the Year... First-team all-MW selection as a kick returner and an honorable-mention pick at cornerback... Poinsettia Bowl Defensive Most Valuable Player... Totaled 32 tackles on the season... Had a TCU-high 7 PBUs while tying for the team lead with 2 INTs... Started all 13 games... Led the Mountain West and ranked sixth nationally in kickoff return average at 30.6 yards... Returned a kick 94 yards for a touchdown and also had a 99-yard kickoff return for a score. **JUNIOR:** Started all 13 games at cornerback... Also made a contribution on special teams... Ranked 10th on TCU with 30 tackles, including 24 solo stops... His 6 PBUs placed second... Had INTs in back-to-back weeks... Returned 5 kickoffs for 167 yards (33.4 avg.). **SOPHOMORE:** Contributed at both cornerback and special teams... Made two starts at corner, including the Tostitos Fiesta Bowl... Returned a kickoff 81 yards for a touchdown... Tied for third on TCU with 2 INTs. **REDSHIRT FRESHMAN:** Played in 12-of-13 games... Added depth to the cornerback position while contributing on special teams. **FRESHMAN:** Redshirted as a true freshman.

PERSONAL: Received 4-A Most Valuable Player honors as a senior... Was also first-team all-area at wide receiver... Totaled 37 receptions for 834 yards and 10 TDs... Named Woodrow Wilson's team MVP... First-team all-district at defensive back his junior year and a second-team selection at wide receiver... Recorded 3 INTs and scored over 10 TDs.

GREG MCCOY'S COLLEGE STATISTICS

	Tackles						Interceptions				Fumbles			Misc.	Kick Retruns						
Year Team	GP	GS	Tot	S	A	Sk Yds	No	Yds	Lg	TD	PD	FF	FR	Yds	TFL	No	Yds	Avg	TD	Lg	
2008 TCU	12	0	8	4	4	0.0 0.0	1	n/a	n/a	n/a	0	0	0	0	0	0	0	0.0	0	0	
2009 TCU	13	2	22	18	4	0.0 0.0	2	n/a	n/a	n/a	4	0	0	0	0	0	10	359	35.9	1	81
2010 TCU	13	13	30	24	7	0.0 0.0	2	n/a	n/a	n/a	6	0	0	0	0	0	5	167	33.4	0	56
2011 TCU	13	13	32	25	6	0.0 0.0	2	n/a	n/a	n/a	7	0	0	0	0	0	37	979	30.6	2	99
Totals	51	28	92	71	21	0.0 0.0	7	n/a	n/a	n/a	17	0	0	0	0	0	52	1505	28.0	3	99



CHICAGO BEARS PLAYERS

UNDRAFTED ROOKIE



38 ALVESTER ALEXANDER

Ht: 5-10
Age: 21

Wt: 206
College: Wyoming

**RUNNING
BACK**

Acquired: Undrafted free agent in 2012

Appeared in 38 games over three seasons for Wyoming... Compiled 477 rushing attempts for 2,127 yards and 27 TDs over the course of his career... Played in 13 games his junior year... Tallied 152 attempts for 695 yards and 6 TDs... During his sophomore season, he earned honorable mention all-Mountain West Conference after leading the Cowboys with 792 rushing yards and 14 TDs on 189 carries in 12 starts... Set new UW school records for rushing touchdowns in a season (14) and in a game (5)... As a true freshman, led Wyoming in rushing attempts (136), rushing yards (640) and rushing touchdowns (7)... He was a unanimous first-team all-District 19-4A selection as a senior for C.E. King High School in Houston, Texas.



19 JOE ANDERSON


Ht: 6-1
Age: 23

Wt: 196
College: Texas Southern

**WIDE
RECEIVER**

Acquired: Undrafted free agent in 2012

Played three seasons at Texas Southern (2009-11) after starting collegiate career at Louisiana Tech (2007)... Hauled in 154 receptions for 2,010 yards (13.1 ypc) and 13 touchdowns in 34 games played at Texas Southern... Added 298 yards on 16 kickoff returns (18.6 ypr) and 40 yards on 10 punt returns... As a senior, hauled in 47 receptions for 638 yards (13.6 ypc) and 4 TDs in 11 contests... In 12 games as a junior, grabbed 56 passes for 818 yards (14.6 ypc) and 2 TDs... In first season with Texas Southern in 2009, recorded 51 receptions for 554 yards (10.9 ypc) and 7 TDs... As a freshman at Louisiana Tech in 2007, caught 27 receptions for 186 yards (6.9 ypc) and a TD... Lettered two years at Texas High located in Texarkana, TX... Played wide receiver and safety while also returning kicks and punts... Helped lead the Tigers to the District 11-4A title as a junior and senior ... Caught 55 passes for 1,009 yards (18.3) and 11 scores as a senior... First player in Texas High history to surpass the 1,000 yard receiving mark in a season... Named to the Associated Press 4A all-state team as well as first team all-district and all-area (Bowie County Gazette)... Named all-district as a junior... Also played basketball for three years.



4 MATT BLANCHARD

Ht: 6-3
Age: 23

Wt: 225
College: Wisconsin-Whitewater

QUARTERBACK

Acquired: Undrafted free agent in 2012

Played at UW-Whitewater (2009-11) and Northern Michigan University (2008)... Went 45-0 during his three-year stint at Whitewater... Completed 384-of-545 passes for 5,009 yards and 44 TDs during his career... Also finished with 735 rushing yards on 140 attempts and 5 TDs... As a senior, was named first-team all-WIAC and Warhawks co-captain... Threw for 2,755 passing yards, completing 211-of-306 passes and 23 TDs... Rushed for 440 yards... Named first-team all-WIAC his junior year... Threw for 2,132 yards, completed 72% of his passes for 21 TDs and 2 INTs... Rushed for a total of 180 yards... His sophomore year, had 122 passing yards, and 1 TD... Added 115 yards on the ground... Attended Lake Zurich H.S.



78 JAMES BROWN

Ht: 6-4
Age: 23

Wt: 306
College: Troy

Acquired: Undrafted free agent in 2012

GUARD/TACKLE

A two-year starter while at Troy... A first-team all-Sun Belt selection that started all 12 games at left tackle his senior year... Graded out at 87 percent on the season with 878 snaps... Was penalized just two times while racking up a team-high 110 knockdown blocks... Started all 13 games at left tackle for the Trojans as a junior... Led the team with 66 knockdown blocks... Attended Southwest Mississippi CC for two years... Named a second team All-Mississippi Junior College performer following his sophomore season... Was a two-time all-State selection in Class 2A while attending Amite County HS... Was considered to be one of the top offensive line prospects in Mississippi as a senior... Won 2005 Mississippi state weightlifting championship.



79 RONNIE CAMERON

Ht: 6-2
Age: 22

Wt: 304
College: Old Dominion

Acquired: Undrafted free agent in 2012


DEFENSIVE TACKLE

In two seasons at Old Dominion, totaled 145 tackles (56 solo), 36 tackles for a loss and 12 sacks... Earned six All-America distinctions his senior season as he lead the Monarchs to a 10-3 overall mark... Second on the Monarch squad with 73 tackles (28 solo) along with a team-leading 17 tackles for loss and 6.5 sacks... Started all 11 games at tackle as a junior... Second on the ODU defense with 72 tackles (28 solo)... Made 19 tackles for a loss for 70 yards... Second on the Monarchs with 5.5 sacks... Appeared in 10 games his sophomore year for Hofstra... Made 26 tackles on the year (13 solo), including 3.5 tackles for loss to push back opponents a total of 12 yards... CAA Academic All-Conference and Hofstra Athletics Academic Honor Roll selection... Played in 12 games and started 2 as a redshirt freshman... Recorded 13 total tackles (4 solo).



CHICAGO BEARS PLAYERS

UNDRAFTED ROOKIE



95 **ADRIEN COLE**

Ht: 5-11
Age: 22

Wt: 235
College: Louisiana Tech

Acquired: Undrafted free agent in 2012

LINEBACKER

Two-time first-team all-WAC... Finished his college campaign at Louisiana Tech with 361 tackles, 22.5 TFLs, 6 sacks and 4 FFs... Also added 1 FR and 1 INT... Led the team with 128 total tackles (79 solo) with 13.0 tackles for a loss of 49 yards and 2 sacks for a loss of 15 yards as a senior... Added 1 FF, 1 FR, 1 INT returned 45 yards for a touchdown, 4 QB hurries, 5 pass break-ups and 3 blocked kicks as a senior... Started in 6 of the 10 games he played in during his junior campaign... Registered 80 total tackles (26 solo) with 4.5 tackles for a loss of 9 yards... Credited with 2 sacks for a loss of 6 yards, 1 FF and 1 QB hurry... Credited with 123 tackles his sophomore year, forcing 2 fumbles... Notched 5 tackles for a loss of 34 yards and 2 sacks for a loss of 27 yards... As a freshman, saw action in 11 games at middle linebacker... Finished the season with 30 tackles.



43 **TREVOR COSTON**


Ht: 5-10
Age: 22

Wt: 199
College: Maine

Acquired: Undrafted free agent in 2012

SAFETY

Was a full-time starter since his sophomore year at Maine... Finished career with 215 tackles and 12 INTs... Named an All-American DB by Phil Steele and a 1stTeam All-CAA punt returner as a senior... Tied for first in CAA with 6 INTs and led the league with 9.7 PR avg... Had a CAA-high 15 passes defended on the year... Started all 11 games junior year... Totaled 74 tackles (32 solo), including 0.5 TFL... Also returned an interception for a score and recovered a fumble... Sophomore year, started 11-of-11 games... Made 52 tackles (30 solo) including 1.5 for loss (8 yards)... As a redshirt freshman, saw action in the first two games as a defensive back and kick returner before suffering a season-ending injury... Played quarterback, running back, wide receiver, defensive back and returned kicks at John Glenn HS (NY)... Helped lead his team to the "Big Four" Championship in 2004 and 2006... Earned all-county, all-Long Island, all-state honors.



81 **TERRIUN CRUMP**


Ht: 6-2
Age: 22

Wt: 223
College: Western Illinois

Acquired: Undrafted free agent in 2012

WIDE RECEIVER

First Team All-Missouri Valley Football Conference... Played and started in all 11 games as a senior at Western Illinois... Ends college career at WIU with 135 receptions (5th all-time) for 2,067 yards (4th) and 11 touchdowns (tied 10th)... Led DuPage College in receiving as a redshirt freshman... Recorded 690 yards and eight touchdowns on 38 receptions... Led the team in scoring with 10 touchdowns in 11 games... First Team Midwest Football Conference selection... Redshirted his freshman year at Arkansas-Monticello before transferring... Senior year at Rich Central HS (IL) finished with 36 receptions totaling 725 yards and nine touchdowns... Selected team captain.



82 BRITTAN GOLDEN

Ht: 5-11
Age: 23

Wt: 186
College: West Texas A&M

Acquired: Undrafted free agent in 2012

**WIDE
RECEIVER**

Finishes his 4-year career (2008-11) at West Texas A&M second in school history in receiving yards with 3,007 and fifth in receptions with 165 catches (18.2 ypc)... Added 33 TD receptions... Tied for sixth in school history in career scoring... 3,393 career all-purpose yards... 30 punt returns for 274 yards (9.1 ypr) and 10 kickoff returns for 112 yards... A First Team all-LSC selection, as a senior and Second Team all-LSC honoree as a junior... Earned Daktronics Second Team all-Super Region Four honors and was a Don Hansen Third Team all-America selection as a senior... Led the Buffs with 55 catches for 1,076 yards (19.6 ypc) and 12 TDs in his final season... Added 191 punt return yards on 17 returns (11.2 ypr) and 30 kickoff return yards on 4 returns (7.5 ypr) as a senior... Redshirted his freshman season in 2007... Sports and Exercise Sciences major... Two-way starter for Denver City (Texas) in high school, playing both wide receiver and defensive back... As a senior, earned second team all-Region honors while being a first-team all-District 5-2A selection... Also played infield for the Mustangs' baseball team, earning first team all-District 5-2A honors.



75 A.J. GREENE

Ht: 6-5
Age: 22

Wt: 298
College: Auburn

Acquired: Undrafted free agent in 2012

TACKLE

Saw action in 20 contests with 16 starts in four-year career (2008-11) at Auburn... Started 12 of 13 contests played as a senior at both right and left tackle... Helped RB Michael Dyer rush for 1,242 yards, the second-highest total in the SEC... Appeared as a sub in first game of his senior season vs. Utah State... Started at RT vs. Mississippi State before finishing final 11 contests of his senior year starting at left tackle... Started first 3 contests of junior season before suffering season-ending injury... Appeared in two games along the offensive line as a sophomore making collegiate debut versus Mississippi State... Did not play as a redshirt freshman in 2008... Redshirted his first season at Auburn (2007)... Majored in Anthropology... Recorded 46 tackles and 6 sacks while helping Brentwood Academy to the Div. II Class 3A State Championship... Named a finalist for Div. II, Class 3A Lineman of the Year in 2006.

UNDRAFTED ROOKIE



CHICAGO BEARS PLAYERS

UNDRAFTED ROOKIE



79

**TYLER
HENDRICKSON**


Ht: 6-8
Age: 23

Wt: 313
College: Concordia (MN)

Acquired: Undrafted free agent in 2012

TACKLE

Four-year letterwinner (2008-11) at Concordia... Voted a team captain as a senior... BSN and D2Proday.com first-team All-American... All-NSIC South Division First Team... Allowed just two sacks as a senior, matching his total as a junior... A D2Football.com All-America selection as a junior... Also named to Daktronics all-Region second-team and Don Hansen's all-Region third-team... An all-NSIC South Division first-team selection... Allowed only two sacks while starting all 12 games at left tackle... Started at right tackle for the Golden Bears in all 11 games as a sophomore... Named All-NSIC South Division Honorable Mention... As a redshirt freshman, started right tackle in all 11 games on the CU offensive line... Redshirted as a true freshman... Attended St. Paul Johnson High School... Earned all-conference honors in football for the Governors... Also earned three all-conference honors in hockey (one honorable mention)... Had 3 interceptions and 11 sacks as a defensive end as a senior and 4 receptions for 60 yards and a TD... Was a captain of the hockey team and football team.



46

**JEREMY
JONES**

Ht: 5-10
Age: 22

Wt: 197
College: Wayne State

Acquired: Undrafted free agent in 2012

SAFETY

Finished four-year career (2008-11) at Wayne State as the school's all-time leader in interception return yards (406) and ranks fourth all-time with 17 career interceptions in 46 contests... 291 career tackles (184 solo) is tops among all defensive backs in school history and ranks ninth among all players... Had 3 interception returns for touchdowns... Ranks second all-time in Warriors annals with 23 pass break-ups and 40 passes defended... Added 8.5 sacks for 51 yards, 4 fumble recoveries and 2 forced fumbles... As a senior, selected to the American Football Coaches Association All-America team... Named to the *Associated Press* Little All-America first team and the All-America first team for *D2Football.com* and the *Hansen's Football Gazette*... Voted GLIAC Defensive Back of the Year and selected to the Daktronics Super Region first team at safety... Named to the all-GLIAC first team... Voted to the Daktronics All-America second team and team's most valuable defensive player... Selected to Don Hansen's Super Region Three first team... As a senior, led WSU in solo tackles (73), total tackles (106), interceptions (9), INT return yards (196) and quarterback hurries (4), was second in tackles for loss (12.5) and third in sacks (6.5) and pass break-ups (5) ... Led the GLIAC and was tied for second in the NCAA in interceptions... As a junior, named to the Daktronics All-America first team, the first WSU defensive player in school history to earn first team All-America accolades... Voted to the *D2Football.com* Honorable Mention All-America team... Selected to the Daktronics Super Region #3 first team defense... Voted to the all-GLIAC first team in the defensive backfield... Named to the all-GLIAC honorable mention team as a freshman and sophomore... Voted WSU's Defensive Rookie of the Year in 2008... Redshirted in 2007... Lettered two years at Rockford High School in Grand Rapids, Michigan, and was named to the OK Red Metro all-conference first team, the all-North Area Advance first team and the *Grand Rapids Press* all-area second team... Earned defensive MVP honors as a senior... Also competed in track for three years.



68 NICK PIESCHEL

Ht: 6-6
Age: 23

Wt: 309
College: Central Florida

Acquired: Undrafted free agent in 2012

GUARD

Four-year letterwinner at Central Florida (2008-11)... Voted all-CUSA second-team, and earned a spot on Phil Steele's all-CUSA second-team following his senior year... Started 11 games at right tackle, missing only the season-opener due to an injury... Was all-CUSA honorable mention as a junior... Appeared and started in all 14 games at right guard... Appeared in 12 games with 11 starts at left tackle during his sophomore campaign... As redshirt freshman, appeared in 12 games with seven starts at left guard... Redshirted as a true freshman... Earned four letters at St. Thomas Aquinas playing four of the five spots on the offensive line... Served as the team captain his senior season and was named honorable mention all-Broward County by the *South Florida Sun-Sentinel*... Also lettered two years in wrestling and one year in track and field as a shot putter... Football team was the Class 5A runner-up three times during his prep career.



1 RYAN QUIGLEY

Ht: 6-3
Age: 22

Wt: 188
College: Boston College

Acquired: Undrafted free agent in 2012

PUNTER

Holds Boston College's (2008-2011) career punting record with 283 attempts for 11,418 yards (40.2 avg)... Ranked fourth in the nation for punts downed inside the 20-yard line as a senior... Surpassed 10,000 career punting yards at Virginia Tech... Appeared in all 13 games his junior season... Led the ACC in punts landing inside the 20-yard line (26) and punting yards (3,282)... Punted 79 times for 3,282 yards... Booted 13 punts over 50 yards and forced 20 fair catches... Was an all-ACC honorable mention performer as a sophomore... Set the BC record for most punts in a season (77)... Had 11 punts of 50 or more yards and pinned the opponent inside the 20-yard line 23 times which ranked third and second in the ACC, respectively... Served as the Eagles' primary punter and kickoff man midway through the year as a true freshman... Punted 59 times for 2,334 yards for a 39.6 average... Pinned opponents inside the 20-yard line nine times and had five punts of 50 yards or more... Kicked off 30 times for 1,733 yards, a 57.8 average... Earned 2007 Statewide Special Teams Player of the Year honors from the South Carolina Football Coaches Association while attending North Myrtle Beach H.S.... Also played on the school's soccer and basketball teams.



CHICAGO BEARS PLAYERS

UNDRAFTED ROOKIE



83

CHRIS SUMMERS

Ht: 6-5
Age: 22

Wt: 213
College: Liberty

Acquired: Undrafted free agent in 2012

WIDE RECEIVER

Finished collegiate career as Liberty's all-time career leader in receptions (188), receiving yards (2,712) and touchdown receptions (26) in 44 contests played... Second in Big South history in receiving yards and third in receptions and touchdown catches... Also tops in conference annals in 100-yard receiving games (10)... Two-time Big South first-team all-conference member and ECAC All-Star first-team honoree (senior and junior)... Sports Network third-team All-American and Phil Steele Postseason second-team All-American as a senior... College Sports Journal All-American as a senior... Third-team All-America selection by the *Associated Press* as a junior... Named to the Sports Network, *College Sporting News* and Phil Steele Postseason first-team All-America team as a junior... Offensive captain... Hauled in 64 receptions for 1,014 yards and 7 TDs as a senior after establishing school marks with 1,081 receiving yards and 15 receiving TDs as a junior on 76 receptions... 76 receptions as a junior are third in school annals while 64 receptions as a senior are fourth... 1,014 receiving yards as a senior are fifth in school single-season history... Set a program and Big South record during his final collegiate game as a senior with 240 receiving yards on 10 receptions against Stony Brook... Four-year member of football squad at Jean Ribault High School... Moved from quarterback to wide receiver as a sophomore in high school.



16

DAVID TEGGART

Ht: 6-1
Age: 23

Wt: 203
College: Connecticut

Acquired: Undrafted free agent in 2012

KICKER

Four-year (2008-11) kicker for Connecticut... Ranks first in school history in career points scored (350), field goals (74) and extra points (128)... Appeared in 44 career games... 74-of-97 during career on field goal attempts (76.3 percent)... Connected on 128-of-129 career extra point attempts... Two-time first team all-Big East (junior and senior)... As a senior, named first team all-Big East, ECAC Division I-FBS All-Star and Connecticut's Special Teams Player of the Year after pacing team with 95 points... 22-of-28 on field goal attempts (78.6 percent) and 29-of-30 on extra points in 12 games... Hit a career-long 53-yard field goal on two occasions as a senior... As a junior in 2010 set UConn single-season record for field goals made (25) in 13 contests... 25-of-31 (80.6 percent) on FGs... Hit all 36 extra points... 111 points as a junior was second most in school single-season history... 89 points as a sophomore after connecting on 14-of-23 FG attempts (60.9 percent) and all 47 extra points in 13 games... In 6 games as a freshman, hit 13-of-15 field goal attempts (86.7 percent), including school single-season record 11-straight... Hit all 16 extra points for 55 points... Redshirted in 2007... Attended Algonquin Regional in Northborough, Mass... Named to the 2006 Worcester Telegram & Gazette and MetroWest Daily News Super Teams... All-Star pick by the Telegram & Gazette in 2005 and the Daily News in 2004 and 2005... Twice named All-League... For his high school career was 18-for-24 on field goals with a long of 47... Hit 50 of 51 career extra point tries... Averaged 41.0 yards for his 128 career punts with a long of 63... Also played linebacker... Started at third base and hit .458 as Algonquin won state baseball championship in 2006 and was runner-up in 2007... Named to the Daily News All-Star team and was baseball team captain as a senior.



64 RONNIE THORNTON

Ht: 6-2
Age: 22


Wt: 244
College: Southern Mississippi

Acquired: Undrafted free agent in 2012

LINEBACKER

Appeared in 51 games with 35 starts in four seasons (2008-11) at Southern Miss... Recorded 290 tackles (119 solo), 25 tackles for losses totaling 73 yards, 5 forced fumbles, 3 fumble recoveries, 4 sacks, 2 interceptions - one of which he returned for a touchdown - and 7 passes defended... Participated in East-West Shrine game following senior season... Helped Southern

Miss to Conference USA title his senior year, pacing the team with 111 tackles (47 solo)... Added 8.5 tackles for losses, 1 sack, 1 FF and 2 INTs - including one he returned 26 yards for a touchdown against Houston in the C-USA Championship Game... Posted double-digit tackles in 5 games as a senior including four of the final seven and a season-high 14 in the conference championship game... Majored in general studies... Prepped at Miami Killian High School... Recorded 97 tackles as a senior, including 17 tackles for loss, 7 forced fumbles, 4 interceptions and 6 sacks... Named first-team all-county and second-team all-state... Selected to participate in the All-Dade County All-Star game... A two-sport prospect by Scout.com and the No. 73 ranked strong linebacker in the country



85 BRANDON VENSON

Ht: 6-3
Age: 24

Wt: 245
College: Illinois State

Acquired: Undrafted free agent in 2012

TIGHT END

Played for 3 seasons at Illinois State (2009-11) and 1 season at the College of DuPage (2008)... Redshirted as a true freshman at Northern Illinois (2007)... Started six of 11 games played at tight end as a senior... Had one catch for 10 yards... Played in all 11 games, with 7 starts at tight end his junior year... Hauled in a pass in 6-of-11 games played... Caught six passes for 80 yards

on the season... During his sophomore campaign, saw action in 10 games... Caught 10 passes for 148 yards and a touchdown... At College of DuPage, had 60 catches for 618 yards and seven touchdowns as a redshirt freshman... A second-team all-region selection... Was the offensive team captain... Was a recruited walk-on as a true freshman at Northern Illinois... Redshirted during the 2007 season. Attended Glenbard West H.S... A two-time all-area and all-conference selection... Also played basketball.



CHICAGO BEARS PLAYERS

FIRST YEAR PLAYERS* (5)

No	Name	Pos	Ht	Wt	Age	Exp	College	Acq
25	Allen, Armando	RB	5-10	190	23	1	Notre Dame	WFA-11 (TB)
69	Brandon, Cory	T	6-7	324	24	1	Oklahoma	WFA-12 (TB)
96	Miller, Jordan	DT	6-2	315	24	1	Southern	UnFA-11
76	Ozougwu, Cheta	DE	6-2	255	23	1	Rice	WFA-12 (HOU)
84	Ross, Draylen	TE	6-4	271	24	1	North Texas	UnFA-11

ROOKIES (24)

No	Name	Pos	Ht	Wt	Age	Exp	College	Acq
38	Alexander, Alvester	RB	5-10	206	21	R	Wyoming	UnFA-12
19	Anderson, Joe	WR	6-1	196	23	R	Texas Southern	UnFA-12
4	Blanchard, Matt	QB	6-3	225	23	R	Wisconsin-Whitewater	UnFA-12
78	Brown, James	G/T	6-4	306	23	R	Troy	UnFA-12
79	Cameron, Ronnie	DT	6-2	304	22	R	Old Dominion	UnFA-12
95	Cole, Adrien	LB	5-11	235	22	R	Louisiana Tech	UnFA-12
43	Coston, Trevor	S	5-10	199	22	R	Maine	UnFA-12
81	Crump, Terriun	WR	6-2	223	22	R	Western Illinois	UnFA-12
31	Frey, Isaiah	CB	6-0	190	22	R	Nevada	D6-12
82	Golden, Brittan	WR	5-11	186	23	R	West Texas A&M	UnFA-12
75	Greene, A.J.	T	6-5	298	22	R	Auburn	UnFA-12
35	Hardin, Brandon	S	6-3	217	22	R	Oregon State	D3-12
79	Hendrickson, Tyler	T	6-8	313	23	R	Concordia (MN)	UnFA-12
17	Jeffery, Alshon	WR	6-3	216	22	R	South Carolina	D2-12
46	Jones, Jeremy	S	5-10	197	22	R	Wayne State	UnFA-12
99	McClellin, Shea	DE	6-3	260	22	R	Boise State	D1-12
39	McCoy, Greg	CB	5-10	178	23	R	Texas Christian	D7-12
68	Pieschel, Nick	G	6-6	309	23	R	Central Florida	UnFA-12
1	Quigley, Ryan	P	6-3	188	22	R	Boston College	UnFA-12
88	Rodriguez, Evan	TE	6-2	239	23	R	Temple	D4-12
83	Summers, Chris	WR	6-5	213	22	R	Liberty	UnFA-12
16	Teggart, David	K	6-1	203	23	R	Connecticut	UnFA-12
64	Thornton, Ronnie	LB	6-2	244	22	R	Southern Miss.	UnFA-12
85	Venson, Brandon	TE	6-3	245	24	R	Illinois State	UnFA-12

* First year designation is for players who have previously been in a professional football league in either training camp, regular season, or post-season; but were not on the active roster (or IR) for at least six games.

BEARS PRONUNCIATION GUIDE

Kahlil Bell (kaa-LEEL)
 Gabe Carimi (kuh-REE-me)
 Tyler Clutts (klutz)
 Chris Conte (CON-tee)
 Terriun Crump (TERRY-un)
 Dom DeCicco (dah-see-co)
 Matt Forte (four-tay)
 Isaiah Frey (Fry)
 Robbie Gould (GOLD)
 Israel Idonije (e-DON-e-jay)
 Patrick Mannely (MAN-uh-lee)
 Cheta Ozougwu (Cheh-ta Oh-ZOO-Gwoo)

Stephen Paea (pie-yah)
 Chilo Rachal (SHY-low RAY-shell)
 Dane Sanzenbacher (sonz-zen-bock-ur)
 Matt Spaeth (SPAYTH)
 Matt Toeaina (toe-EE-nuh)
 Brian Urlacher (err-LACK-er)

COACHES

Bob Babich (BAB-itch)
 Dave Toub (TOBE)

PLAYERS

No	Name	Pos	Ht	Wt	Age	Exp	College	Acq
86	Adams, Kyle	TE	6-4	255	24	2	Purdue	UnFA-11
32	Bell, Kahlil	RB	5-11	219	25	4	UCLA	WFA-09 (MIN)
80	Bennett, Earl	WR	6-0	206	25	5	Vanderbilt	D3a-08
55	Briggs, Lance	LB	6-1	244	31	10	Arizona	D3-03
25	Brown, Cornelius	CB	5-11	198	24	2	UTEP	WFA-12 (IND)
29	Bush, Michael	RB	6-1	245	28	6	Louisville	UFA-12 (OAK)
2	Campbell, Jason	QB	6-5	230	30	8	Auburn	UFA-12 (OAK)
72	Carimi, Gabe	T	6-7	316	24	2	Wisconsin	D1-11
44	Clutts, Tyler	FB	6-2	260	27	2	Fresno State	PS-11 (CLE)
78	Collins, Nate	DT	6-2	296	24	3	Virginia	UFA-12 (JAX)
47	Conte, Chris	S	6-2	203	23	2	California	D3-11
52	Costanzo, Blake	LB	6-1	235	28	6	Lafayette	UFA-12 (SF)
6	Cutler, Jay	QB	6-3	220	29	7	Vanderbilt	TR-09 (DEN)
94	Davis, Chauncey	DE	6-2	271	29	8	Florida State	WFA-11 (ATL)
87	Davis, Kellen	TE	6-7	267	26	5	Michigan State	D5b-08
58	DeCicco, Dom	LB	6-4	230	23	2	Pittsburgh	UnFA-11
22	Forté, Matt	RB	6-2	218	26	5	Tulane	D2-08
63	Garza, Roberto	G/C	6-2	310	33	12	Texas A&M-Kingsville	UFA-05 (ATL)
93	Gibson, Thaddeus	DE	6-2	243	24	2	Ohio State	WFA-11 (HOU)
9	Gould, Robbie	K	6-0	185	30	8	Penn State	WFA-05 (BAL)
24	Hayden, Kelvin	CB	6-0	195	28	8	Illinois	UFA-12 (ATL)
91	Hayes, Geno	LB	6-1	226	24	5	Florida State	UFA-12 (TB)
64	Henry, Ricky	G	6-4	310	24	2	Nebraska	UnFA-11
23	Hester, Devin	WR	5-11	190	29	7	Miami (FL)	D2b-06
71	Idonije, Israel	DL	6-6	275	31	9	Manitoba	WFA-03 (CLE)
26	Jennings, Tim	CB	5-8	185	28	7	Georgia	UFA-10 (IND)
13	Knox, Johnny	WR	6-0	185	25	4	Abilene Christian	D5a-09
60	Louis, Lance	G	6-3	320	27	4	San Diego State	D7a-09
65	Mannelly, Patrick	LS	6-5	265	37	15	Duke	D6b-98
15	Marshall, Brandon	WR	6-4	230	28	7	Central Florida	TR-12 (MIA)
70	McCargo, John	DT	6-2	307	28	7	North Carolina State	UFA-12 (TB)
12	McCown, Josh	QB	6-4	213	32	10	San Houston State	WFA-11 (SF)
69	Melton, Henry	DL	6-3	295	25	4	Texas	D4a-09
30	Moore, D.J.	CB	5-9	180	25	4	Vanderbilt	D4b-09
92	Paea, Stephen	DT	6-1	300	24	2	Oregon State	D2-11
90	Peppers, Julius	DE	6-7	287	32	11	North Carolina	UFA-10 (CAR)
8	Podlesh, Adam	P	5-11	200	28	6	Maryland	UFA-11 (JAX)
68	Pressley, DeMario	DT	6-3	301	26	4	North Carolina State	WFA-12 (CAR)
62	Rachal, Chilo	G	6-5	323	26	5	Southern California	UFA-12 (SF)
53	Roach, Nick	LB	6-1	234	27	6	Northwestern	PS-07 (SD)
18	Sanzenbacher, Dane	WR	5-11	180	23	2	Ohio State	UnFA-11
89	Spaeth, Matt	TE	6-7	260	28	6	Minnesota	UFA-11 (PIT)
67	Spencer, Chris	G/C	6-3	309	30	8	Mississippi	UFA-11 (SEA)
20	Steltz, Craig	S	6-1	210	26	5	LSU	D4-08
11	Thomas, Devin	WR	6-2	221	25	5	Michigan State	UFA-12 (NYG)
97	Thomas, J.T.	LB	6-1	236	23	2	West Virginia	D6-11
33	Tillman, Charles	CB	6-2	198	31	10	Louisiana-Lafayette	D2-03
75	Toeaina, Matt	DT	6-2	308	27	5	Oregon	PS-07 (CIN)
59	Trahan, Patrick	LB	6-2	236	25	2	Mississippi	WFA-11 (TEN)
45	Unga, Harvey	RB	6-0	237	25	2	Brigham Young	SuppD7-10
54	Urlacher, Brian	LB	6-4	258	34	13	New Mexico	D1-00
37	Walters, Anthony	S	6-1	207	23	2	Delaware	UnFA-11
73	Webb, J'Marcus	T	6-7	333	23	3	West Texas A&M	D7-10
14	Weems, Eric	WR/KR	5-9	195	26	6	Bethune-Cookman	UFA-12 (ATL)
27	Wilhite, Jonathan	CB	5-11	185	28	5	Auburn	UFA-12 (DEN)
74	Williams, Chris	G/T	6-6	320	26	5	Vanderbilt	D1-08
70	Williams, Edwin	G/C	6-3	315	25	3	Maryland	WC-10 (WAS)
57	Williams, Jabara	LB	6-2	238	22	2	Stephen F. Austin	WC-11 (STL)
98	Wootton, Corey	DE	6-6	270	24	3	Northwestern	D4-10
21	Wright, Major	S	5-11	204	23	3	Florida	D3-1069



CHICAGO BEARS PLAYERS

HOW THEY GOT TO THE NFL

FIRST ROUND (9)

Julius Peppers (2), 2002 [CAR]
 Brian Urlacher (9), 2000
 Jay Cutler (11), 2006 [DEN]
 Chris Williams (14), 2008
 Shea McClellin (19), 2012
 Jason Campbell (25), 2005 [WAS]
 Chris Spencer (26), 2005 [SEA]
 John McCargo (26), 2006 [BUF]
 Gabe Carimi (29), 2011

SECOND ROUND (9)

Devin Thomas (34), 2008 [WAS]
 Charles Tillman (35), 2003
 Chilo Rachal (39), 2008 [SF]
 Matt Forté (44), 2008
 Alshon Jeffery (45), 2012
 Stephen Paea (53), 2011
 Devin Hester (57), 2006
 Kelvin Hayden (60), 2005 [IND]
 Tim Jennings (62), 2006 [IND]

THIRD ROUND (7)

Lance Briggs (68), 2003
 Earl Bennett (70), 2008
 Major Wright (75), 2010
 Matt Spaeth (77), 2007 [PIT]
 Brandon Hardin (79), 2012
 Josh McCown (81), 2002 [ARZ]
 Chris Conte (93), 2011

FOURTH ROUND (12)

Roberto Garza (99), 2001 [ATL]
 Michael Bush (100), 2007 [OAK]
 Adam Podlesh (101), 2007 [JAX]
 Henry Melton (105), 2009
 Corey Wotton (109), 2010
 Evan Rodriguez (111), 2012
 Thaddeus Gibson (116), 2010 [PIT]
 D.J. Moore (119), 2009
 Brandon Marshall (119), 2006 [DEN]
 Craig Steltz (120), 2008
 Chauncey Davis (128), 2005 [ATL]
 Jonathan Wilhite (129), 2008 [NE]

FIFTH ROUND (3)

Johnny Knox (140), 2009
 DeMario Pressley (144), 2008 [NO]
 Kellen Davis (158), 2008

SIXTH ROUND (5)

Geno Hayes (175), 2008 [TB]
 Isaiah Frey (184), 2012
 Matt Toeaina (187), 2007 [CIN]
 Pat Mannelly (189), 1998
 J.T. Thomas (195), 2011

SEVENTH ROUND (5)

J'Marcus Webb (218), 2010
 Greg McCoy (220), 2012
 Jabara Williams (228), 2011 [STL]
 Lance Louis (246), 2009
 Cheta Ozougwu (254), 2011 [HOU]

SUPPLEMENTAL DRAFT (1)

Harvey Unga (Round 7), 2010

UNDRAFTED F.A. (37)

Alvester Alexander, 2012
 Joseph Anderson, 2012
 Matt Blanchard, 2012
 James Brown, 2012
 Ronnie Cameron, 2012
 Adrien Cole, 2012
 Trevor Coston, 2012
 Terriun Crump, 2012
 Brittan Golden, 2012
 A.J. Greene, 2012
 Tyler Hendrickson, 2012
 Jeremy Jones, 2012
 Nick Pieschel, 2012
 Ryan Quigley, 2012
 Chris Summers, 2012
 David Teggart, 2012
 Ronnie Thornton, 2012
 Brandon Venson, 2012
 Kyle Adams, 2011
 Armando Allen, 2011 [TB]
 Cory Brandon, 2011 [TB]
 Dom DeCicco, 2011
 Ricky Henry, 2011
 Jordan Miller, 2011
 Draylon Ross, 2011
 Dane Sanzenbacher, 2011
 Anthony Walters, 2011
 Cornelius Brown, 2010
 Nate Collins, 2010 [NYG]
 Patrick Trahan, 2010 [TEN]
 Kahlii Bell, 2009 [MIN]
 Edwin Williams, 2009 [WAS]
 Blake Costanzo, 2007 [NYJ]
 Nick Roach, 2007 [SD]
 Eric Weems, 2007 [ATL]
 Robbie Gould, 2005 [NE]
 Israel Idonjije, 2003 [CLE]

UNRESTRICTED F.A. (1)

Tyler Clutts, 2010 [UFL] [CLE]

HOW THEY GOT TO CHICAGO

FIRST ROUND (4)

Brian Urlacher (9), 2000
 Chris Williams (14), 2008
 Shea McClellin (19), 2012
 Gabe Carimi (29), 2011

SECOND ROUND (5)

Charles Tillman (35), 2003
 Matt Forté (44), 2008
 Alshon Jeffery (45), 2012
 Stephen Paea (53), 2011
 Devin Hester (57), 2006

THIRD ROUND (5)

Lance Briggs (68), 2003
 Earl Bennett (70), 2008
 Major Wright (75), 2010
 Brandon Hardin (79), 2012
 Chris Conte (93), 2011

FOURTH ROUND (5)

Henry Melton (105), 2009
 Corey Wotton (109), 2010
 Evan Rodriguez (111), 2012
 D.J. Moore (119), 2009
 Craig Steltz (120), 2008

FIFTH ROUND (2)

Johnny Knox (140), 2009
 Kellen Davis (158), 2008

SIXTH ROUND (3)

Isaiah Frey (184), 2012
 Pat Mannelly (189), 1998
 J.T. Thomas (195), 2011

SEVENTH ROUND (3)

J'Marcus Webb (218), 2010
 Greg McCoy (220), 2012
 Lance Louis (246), 2009

SUPPLEMENTAL DRAFT (1)

Harvey Unga (Round 7), 2010

UNRESTRICTED F.A. (16)

Michael Bush, 2012 [OAK]
 Jason Campbell, 2012 [OAK]
 Nate Collins, 2012 [JAX]
 Blake Costanzo, 2012 [SF]
 Kelvin Hayden, 2012 [ATL]
 Geno Hayes, 2012 [TB]
 Chilo Rachal, 2012 [SF]
 Devin Thomas, 2012 [NYG]
 Eric Weems, 2012 [ATL]
 Jonathan Wilhite, 2012 [DEN]
 Adam Podlesh, 2011 [JAX]
 Matt Spaeth, 2011 [PIT]
 Chris Spencer, 2011 [SEA]
 Tim Jennings, 2010 [IND]
 Julius Peppers, 2010 [CAR]
 Roberto Garza, 2005 [ATL]

UNDRAFTED F.A. (25)

Alvester Alexander, 2012
 Joseph Anderson, 2012
 Matt Blanchard, 2012
 James Brown, 2012
 Ronnie Cameron, 2012
 Adrien Cole, 2012
 Trevor Coston, 2012
 Terriun Crump, 2012
 Brittan Golden, 2012
 A.J. Greene, 2012
 Tyler Hendrickson, 2012
 Jeremy Jones, 2012
 Nick Pieschel, 2012
 Ryan Quigley, 2012
 Chris Summers, 2012
 David Teggart, 2012
 Ronnie Thornton, 2012
 Brandon Venson, 2012
 Kyle Adams, 2011
 Dom DeCicco, 2011
 Ricky Henry, 2011
 Jordan Miller, 2011
 Draylon Ross, 2011
 Dane Sanzenbacher, 2011
 Anthony Walters, 2011

WAIVED F.A. (13)

Cory Brandon, 2012 [TB]
 Cornelius Brown, 2012 [IND]
 John McCargo, 2012 [TB]
 Cheta Ozougwu, 2012 [HOU]
 DeMario Pressley, 2012 [CAR]
 Armando Allen, 2011 [TB]
 Chauncey Davis, 2011 [ATL]
 Thaddeus Gibson, 2011 [HOU]
 Josh McCown, 2011 [SF]
 Patrick Trahan, 2011 [TEN]
 Kahlii Bell, 2009 [MIN]
 Robbie Gould, 2005 [BALT]
 Israel Idonjije, 2003 [CLE]

TRADE (2)

Brandon Marshall, 2012 [MIA]
 Jay Cutler, 2009 [DEN]

PRACTICE SQUAD F.A. (3)

Tyler Clutts, 2011 [CLE]
 Nick Roach, 2007 [SD]
 Matt Toeaina, 2007 [CIN]

WAIVER CLAIM (2)

Jabara Williams, 2011 [STL]
 Edwin Williams, 2010 [WAS]



CHICAGO BEARS YEAR-IN REVIEW



CHICAGO BEARS 2011 FINAL STATISTICS

WON 8, LOST 8

09/11	ATLANTA	W	30-12	62,115
09/18	at New Orleans	L	13-30	73,019
09/25	GREEN BAY	L	17-27	62,339
10/02	CAROLINA	W	34-29	62,135
10/10	at Detroit	L	13-24	67,861
10/16	MINNESOTA	W	39-10	62,322
10/23	vs. Tampa Bay*	W	24-18	76,981
11/07	at Philadelphia	W	30-24	69,144
11/13	DETROIT	W	37-13	62,396
11/20	SAN DIEGO	W	31-20	62,344
11/27	at Oakland	L	20-25	59,244
12/04	KANSAS CITY	L	3-10	61,973
12/11	at Denver	L	10-13 ot	76,487
12/18	SEATTLE	L	14-38	61,542
12/25	at Green Bay	L	21-35	70,574
01/01	at Minnesota	W	17-13	62,867

* at London, England

	Bears	Opp
Total First Downs	271	291
Rushing	97	75
Passing	153	199
Penalty	21	17
3rd Down: Made/Att	66/203	80/229
3rd Down Pct.	32.5	34.9
4th Down: Made/Att	2/8	7/17
4th Down Pct.	25.0	41.2
Possession Avg.	30:13	29:47
Total Net Yards	5026	5607
Avg. Per Game	314.1	350.4
Total Plays	978	1048
Avg. Per Play	5.1	5.4
Net Yards Rushing	2015	1542
Avg. Per Game	125.9	96.4
Total Rushes	456	384
Net Yards Passing	3011	4065
Avg. Per Game	188.2	254.1
Sacked/Yards Lost	49/335	33/208
Gross Yards	3346	4273
Attempts/Completions	473/268	631/383
Completion Pct.	56.7	60.7
Had Intercepted	20	20
Punts/Average	89/43.9	85/42.7
Net Punting Avg.	40.4	36.7
Penalties/Yards	104/800	98/719
Fumbles/Ball Lost	26/9	23/11
Touchdowns	38	36
Rushing	10	10
Passing	18	22
Returns	10	4

SCORE BY PERIOD	1	2	3	4	OT	Tot
BEARS	77	128	82	66	0	353
Opponents	51	99	95	93	3	341

SCORING TDs: Ru-Pa-Rt K-PAT FG S Pts

Gould	0	0	0	0	37/37	28/32	0	121
Barber	6	6	0	0			0	36
K. Davis	5	0	5	0			0	30
Forté	4	3	1	0			0	24
Hester	4	0	1	3			0	24
Sanzenbacher	3	0	3	0			0	18
Knox	2	0	2	0			0	12
Spaeth	2	0	2	0			0	12
Tillman	2	0	0	2			0	12
R. Williams	2	0	2	0			0	12
Bell	1	0	1	0			0	6
Bennett	1	0	1	0			0	6
Cutler	1	1	0	0			0	6
Idonije	1	0	0	1			0	6
Moore	1	0	0	1			0	6
Urlacher	1	0	0	1			0	6
E. Williams	1	0	0	1			0	6
Wright	1	0	0	1			0	6
McCown	0	0	0	0			0	2
Paea	0	0	0	0			1	2

BEARS 38 10 18 10 37/37 28/32 1 353

Opponents 36 10 22 4 33/33 30/36 1 341

2-Pt. Conversions: McCown, BEARS: 1/1,

Opponents: 0/3

RUSHING	No	Yds	Avg	Lg	TD
Matt Forté	203	997	4.9	46	3
Marion Barber	114	422	3.7	29	6
Kahlil Bell	79	337	4.3	26	0
Caleb Hanie	13	98	7.5	24	0
Josh McCown	12	68	5.7	28	0
Jay Cutler	18	55	3.1	12	1
Armando Allen	15	48	3.2	13	0
D. Sanzenbacher	1	-4	-4.0	-4	0
Devin Hester	1	-6	-6.0	-6	0
BEARS	456	2015	4.4	46	10
Opponents	384	1542	4.0	88t	10

RECEIVING	No	Yds	Avg	Lg	TD
Matt Forté	52	490	9.4	56t	1
Johnny Knox	37	727	19.6	81	2
Roy Williams	37	507	13.7	25t	2
D. Sanzenbacher	27	276	10.2	22	3
Devin Hester	26	369	14.2	53	1
Earl Bennett	24	381	15.9	49	1
Kahlil Bell	19	133	7.0	25t	1
Kellen Davis	18	206	11.4	32t	5
Sam Hurd	8	109	13.6	28	0
Tyler Clutts	8	48	6.0	10	0
Matt Spaeth	7	50	7.1	13	2
Marion Barber	5	50	10.0	16	0
BEARS	268	3346	12.5	81	18
Opponents	383	4273	11.2	79t	22

2011 FINAL STATISTICS

INTERCEPTIONS	No	Yds	Avg	Lg	TD
D.J. Moore	4	31	7.8	20t	1
Charles Tillman	3	66	22.0	44t	2
Major Wright	3	60	20.0	36	1
Corey Graham	3	11	3.7	10	0
Brian Urlacher	3	7	2.3	8	0
Tim Jennings	2	2	1.0	1	0
Lance Briggs	1	0	0.0	0	0
Chris Conte	1	0	0.0	0	0
BEARS	20	177	8.9	44t	4
Opponents	20	380	19.0	73	3

KICK RETURNS	No	Yds	Avg	Lg	TD
Devin Hester	33	723	21.9	98t	1
Johnny Knox	15	397	26.5	56	0
Kahlil Bell	2	45	22.5	25	0
Matt Spaeth	2	14	7.0	7	0
Kyle Adams	1	0	0.0	0	0
Armando Allen	1	17	17.0	17	0
Earl Bennett	1	9	9.0	9	0
Tyler Clutts	1	9	9.0	9	0
Sam Hurd	1	24	24.0	24	0
BEARS	57	1238	21.7	98t	1
Opponents	35	855	24.4	44	0

Sacks: Peppers 11.0, Melton 7.0, Idonije 5.0, Okoye 4.0, Paea 2.0, C. Davis 1.0, Steltz 1.0, Tillman 1.0, group 1.0.

BEARS: 33.0, Opponents: 49.0

PUNTING	No	Yds	Avg	Net	TB	1n20	Lg	B
Adam Podlesh	89	3903	43.9	40.4	4	21	70	0
BEARS	89	3903	43.9	40.4	4	21	70	0
Opponents	85	3628	42.7	36.7	2	27	80	0

PUNT RETURNS	Ret	FC	Yds	Avg	Lg	TD
Devin Hester	28	15	454	16.2	82t	2
Earl Bennett	1	1	7	7.0	7	0
Johnny Knox	1	0	9	9.0	9	0
BEARS	30	16	470	15.7	82t	2
Opponents	41	27	223	5.4	36	0

FIELD GOALS	1-19	20-29	30-39	40-49	50+
Robbie Gould	0/0	10/10	6/6	6/10	6/6
BEARS	0/0	10/10	6/6	6/10	6/6
Opponents	1/1	9/10	10/12	7/8	3/5
Gould: (41G,23G,26G)(42G,38G)(25G)(20G,24G) (44G,49G) (51G,26G,22G)(41N,25G)(51G,38G,22G)(43G,35G,43N,50G) (42G)(50G,53G)(32G,41N)(57G)() (49N,35G,30G)(27G)					
Opponents: (48G,25G)(31G,29G,53G)(37G,28G) (29G,39G,34B,38G,52N)(31G)(37G,38N)(33G)(47G) (29G,35G)(28G,55N,48G)(40G,47G,19G,37G,44G)(21G) (28B,59G,51G)(33G)() (26G,48B,26G)					

Fumbles/Lost: Cutler 7/3, Hester 5/0, Bell 3/1, Forté 2/2, McCown 2/0, Barber 1/1, Bennett 1/1, Clutts 1/0, Garza 1/0, Hanie 1/0, Hurd 1/0, Knox 1/1

PASSING	Att	Cmp	Yds	Cmp%	Yd/Att	TD	TD%	Int	Int%	Lg	Sack/Lost	Rating
Jay Cutler	314	182	2319	58.0	7.39	13	4.1	7	2.2	56t	23/159	85.7
Caleb Hanie	102	51	613	50.0	6.01	3	2.9	9	8.8	81	19/133	41.8
Josh McCown	55	35	414	63.6	7.53	2	3.6	4	7.3	49	7/43	68.3
Matt Forté	1	0	0	0.0	0.00	0	0.0	0	0.0	---	0/0	39.6
Adam Podlesh	1	0	0	0.0	0.00	0	0.0	0	0.0	---	0/0	39.6
BEARS	473	268	3346	56.7	7.07	18	3.8	20	4.2	81	49/335	73.8
Opponents	631	383	4273	60.7	6.77	22	3.5	20	3.2	79t	33/208	79.3

GOULD STANDARD

Bears K **Robbie Gould** connected on 28 of 32 field goal attempts (87.5 percent) during the 2011 season. Gould is the fifth-most accurate kicker in NFL history, connecting on 187 of 218 career field goal attempts (85.8 percent). The NFL recognizes career field goal accuracy based on 100 field goals made.

Gould owns the five best single-season field goal percentages in team annals and his 87.5 field goal percentage in 2011 ranks third (2008, 26-of-29, 89.1; 2006, 32-of-36, 88.9).

CAREER FIELD GOAL ACCURACY (Minimum 100 FG Made)

Player	Team(s)	FGM/A	Pct.	Lg
1. Nate Kaeding*	SD	173/200	86.5	57
2. Mike Vanderjagt	IND-DAL	230/266	86.5	54
3. Rob Bironas*	TEN	189/219	86.3	60
4. Shayne Graham*	BUF-CAR-CIN-NYG-NE-MIA-BAL	214/249	85.9	53
5. Robbie Gould*	CHI	187/218	85.8	57

* Active



CHICAGO BEARS 2011 FINAL STATISTICS

Defense	TT	ST	AT	TFL	QBP	S	-	YL	INT	-	YR	PBU	FF	FR	-	YR
Lance Briggs	147	86	61	8	5	-	-	-	1	-	0	3	2	-	-	-
Brian Urlacher	135	77	58	10	6	-	-	-	3	-	7	7	-	2	-	29
Charles Tillman	113	83	30	4	1	1.0	-	1	3	-	66	13	4	2	-	4
Tim Jennings	87	62	25	4	-	-	-	-	2	-	2	8	1	1	-	0
Major Wright	78	52	26	1	2	-	-	-	3	-	60	4	-	-	-	-
Nick Roach	61	26	35	6	4	-	-	-	-	-	-	3	-	-	-	-
D.J. Moore	60	43	17	-	4	-	-	-	4	-	31	8	-	-	-	-
Israel Idonije	57	28	29	9	37	5.0	-	32	-	-	-	-	1	2	-	0
Craig Steltz	48	28	20	3	1	1.0	-	7	-	-	-	1	2	-	-	-
Chris Conte	47	23	24	1	-	-	-	-	1	-	0	1	-	-	-	-
Brandon Meriweather	39	25	14	-	-	-	-	-	-	-	-	3	-	-	-	-
Julius Peppers	27	15	12	5	55	11.0	-	60	-	-	-	1	3	2	-	0
Amobi Okoye	27	9	18	2	27	4.0	-	42	-	-	-	-	-	-	-	-
Matt Toeaina	21	13	8	-	10	-	-	-	-	-	-	-	-	-	-	-
Stephen Paea	18	7	11	2	6	2.0	-	9	-	-	-	-	-	-	-	-
Anthony Adams	17	9	8	2	8	-	-	-	-	-	-	-	-	-	-	-
Henry Melton	16	10	6	4	34	7.0	-	42	-	-	-	-	-	-	-	-
Chris Harris	14	5	9	-	-	-	-	-	-	-	-	-	-	-	-	-
Nick Reed	12	3	9	-	2	-	-	-	-	-	-	1	-	-	-	-
Chauncey Davis	9	7	2	2	2	1.0	-	0	-	-	-	-	-	-	-	-
Corey Wootton	7	4	3	-	-	-	-	-	-	-	-	-	-	-	-	-
Zackary Bowman	6	4	2	-	-	-	-	-	-	-	-	1	-	-	-	-
Corey Graham	6	3	3	-	-	-	-	-	3	-	11	-	-	-	-	-
Mario Addison	0	0	0	-	1	-	-	-	-	-	-	-	-	-	-	-
TEAM	-	-	-	-	-	1.0	-	15	-	-	-	-	-	-	-	-
Team Totals	1052	622	430	63	205	33.0	-	208	20	-	177	54	13	9	-	33

KEY: TT=Total Tackles; ST=Solo Tackles; AT=Assisted Tackles; TFL=Tackles for Loss; QBP=QB Pressures; S-YL=Sacks-Yards Lost; INT-YR=Interceptions-Yards Returned; PBU=Pass Break-Ups; FF=Forced Fumbles; FR-YR=Fumbles Recovered-Yards Returned.

Special Teams TT ST AT BK FF FR

Graham	22	15	7	-	1	-
DeCicco	17	13	4	-	-	-
Iwuh	14	4	10	-	-	-
Steltz	12	9	3	-	-	-
Venable	10	7	3	-	-	-
Bowman	10	6	4	-	-	1
Hurd	8	6	2	-	-	1
Trahan	5	1	4	-	-	-
J. Williams	5	1	4	-	-	-
Moore	5	0	5	-	-	-
Massey	4	3	1	-	-	-
Clutts	3	3	0	-	-	-
Conte	3	1	2	-	-	-
Bell	2	2	0	-	-	-
Podlesh	2	2	0	-	-	-
Sanzenbacher	2	2	0	-	-	-
Jennings	2	1	1	-	-	-
Roach	2	0	2	-	-	-
Walters	1	1	0	-	-	-
Mannely	1	0	1	-	-	-
Idonije	0	0	0	1	-	-
Peppers	0	0	0	2	-	-
Team Totals	130	77	53	3	1	2

KEY: TT=Total Tackles; ST=Solo Tackles; AT=Assisted Tackles; BK=Blocked Kicks; FF=Forced Fumbles; FR=Fumble Recoveries

QUARTERBACKS SACKS (33.0)

Peppers (11.0): vs. ATL; vs. GB, 2 vs. MIN; at PHI; at DET; 2 at OAK; at SEA; at MIN
Melton (7.0): vs. ATL; vs. GB; vs. DET; at OAK; vs. KC; at DEN
Idonije (5.0): at NO; at DET; vs. MIN; vs. KC; at MIN
Okoye (4.0): vs. ATL; vs. MIN; at TB; at OAK
Paea (2.0): vs. MIN; at DEN
Davis (1.0): at DEN
Steltz (1.0): at DEN
Tillman (1.0): at GB
Team (1.0): vs. ATL

OPPONENT FUMBLE RECOVERIES (11)

Peppers (2): vs. ATL; vs. GB
Urlacher (2): vs. ATL (TD); vs. DET
Tillman (2): at NO; vs. SD
Idonije (2): at DEN; vs. SEA (TD)
Jennings (1): vs. DET
Hurd (1-ST): at PHI
Bowman (1-ST): vs. KC

INTERCEPTIONS (20)

Moore (4): vs. CAR (TD); at DET; at TB; at MIN
Tillman (3): vs. DET (TD); at DEN; at MIN (TD)
Wright (3): at PHI; vs. DET (TD); vs. SD
Graham (3): vs. DET; vs. SD; at OAK
Urlacher (3): vs. ATL; vs. GB; at TB
Jennings (2): vs. DET; at MIN
Conte (1): at TB
Briggs (1): at TB

DEFENSIVE/SPECIAL TEAMS SCORES (10)

Hester (3): 69-yd punt return vs. CAR; 98-yd kickoff return vs. MIN; 82-yd punt return vs. DET
Tillman (2): 44-yd INT return vs. DET; 22-yd INT return at MIN
Urlacher (1): 12-yd fumble return vs. ATL
Moore (1): 20-yd INT return vs. CAR
Paea (1): Sacked D. McNabb in endzone for safety vs. MIN
Wright (1): 24-yd INT return vs. DET
Idonije (1): Fumble recovery in endzone vs. SEA

2011 FINAL STATISTICS

Regular Season	ATL	@NO	GB	CAR	@DET	MIN	@TB	@PHI	DET	SD	@OAK	KC	@DEN	SEA	@GB	@MIN
GP-GS-DNP-INA	9/11	9/18	9/25	10/2	10/10	10/16	10/23	11/7	11/13	11/20	11/27	12/4	12/11	12/18	12/25	1/1
95 Adams, Anthony11-4-0-5	sub	sub	sub	sub	sub	NT	NT	x	NT	NT	x	x	x	sub	x	sub
86 Adams, Kyle	sub	sub	sub	sub	sub	sub	sub	sub	Placed on Injured Reserve on 11/9							
96 Addison, Mario	3-0-2-5	x	dnp	dnp	x	x	sub	x	sub	sub	Released on 11/21					
25 Allen, Armando	2-0-0-0	ps	ps	ps	ps	nwt	nwt	ps	ps	ps	ps	ps	ps	sub	sub	sub
24 Barber, Marion	11-1-0-5	x	x	x	sub	sub	sub	sub	sub	sub	sub	sub	sub	RB	x	x
32 Bell, Kahli	13-3-0-3	sub	sub	sub	sub	x	sub	sub	x	x	sub	sub	sub	RB	sub	RB
80 Bennett, Earl	11-4-0-5	WR	sub	x	x	x	x	x	sub	sub	sub	sub	sub	WR	sub	WR
35 Bowman, Zackary16-1-0-0	sub	sub	sub	sub	sub	sub	sub	sub	sub	sub	sub	sub	sub	sub	sub	sub
55 Briggs, Lance	16-16-0-0	WLB	WLB	WLB	WLB	WLB	WLB	WLB	WLB	WLB	WLB	WLB	WLB	WLB	WLB	WLB
72 Carimi, Gabe	2-2-0-7	RT	RT	x	x	x	x	x	x	x	Placed on Injured Reserve on 11/9					
44 Clutts, Tyler	16-8-0-0	sub	sub	sub	FB	FB	sub	FB	FB	sub	sub	FB	FB	FB	sub	FB
47 Conte, Chris	14-9-0-0	sub	sub	sub	sub	sub	FS	FS	FS	FS	FS	FS	FS	FS	IR	IR
6 Custer, Jay	10-10-0-5	QB	QB	QB	QB	QB	QB	QB	QB	QB	x	x	x	x	x	IR
94 Davis, Chancey6-0-0-1	nwt	nwt	nwt	nwt	nwt	nwt	nwt	nwt	nwt	x	sub	sub	sub	sub	sub	sub
87 Davis, Kellen	16-15-0-0	TE	TE	TE	TE	TE	TE	TE	TE	TE	TE	TE	TE	TE	TE	TE
58 DeCicco, Dom	16-0-0-0	sub	sub	sub	sub	sub	sub	sub	sub	sub	sub	sub	sub	sub	sub	sub
10 Enderle, Nathan0-4-12	x	x	dnp	x	x	x	x	x	x	x	dnp	dnp	x	dnp	x	x
22 Forté, Matt	12-12-0-3	RB	RB	RB	RB	RB	RB	RB	RB	RB	RB	RB	x	x	x	IR
63 Garza, Roberto16-16-0-0	C	C	C	C	C	C	C	C	C	C	C	C	C	C	C	C
93 Gibson, Thaddeus2-0-0-0	nwt	nwt	nwt	nwt	nwt	nwt	nwt	nwt	nwt	nwt	nwt	ps	ps	ps	sub	sub
9 Gould, Robbie	16-0-0-0	sub	sub	sub	sub	sub	sub	sub	sub	sub	sub	sub	sub	sub	sub	sub
21 Graham, Corey	16-0-0-0	sub	sub	sub	sub	sub	sub	sub	sub	sub	sub	sub	sub	sub	sub	sub
12 Hanie, Caleb	6-4-10-0	dnp	dnp	dnp	dnp	dnp	dnp	dnp	dnp	dnp	QB	QB	QB	QB	dnp	dnp
46 Harris, Chris	3-3-0-4	SS	x	x	x	SS	x	SS	Released on 10/27							
64 Henry, Ricky	2-0-1-4	ps	ps	ps	ps	ps	ps	ps	ps	x	x	x	x	sub	sub	dnp
23 Hester, Devin	16-8-0-0	sub	WR	WR	WR	WR	WR	WR	WR	sub	sub	sub	sub	WR	sub	sub
79 Horn, Levi	0-0-4-3	ps	ps	ps	ps	ps	ps	ps	ps	dnp	dnp	dnp	dnp	x	x	x
81 Hurd, Sam	12-0-0-1	x	sub	sub	sub	sub	sub	sub	sub	sub	sub	sub	sub	Released on 12/16		
71 Idonijie, Israel	16-16-0-0	LE	LE	LE	LE	LE	LE	LE	LE	LE	LE	LE	LE	LE	LE	LE
52 Ihw, Brian	11-0-0-0	sub	sub	sub	sub	sub	sub	sub	sub	sub	sub	Waived/Injured on 11/29				
26 Jennings, Tim	16-15-0-0	LCB	LCB	LCB	LCB	LCB	LCB	LCB	LCB	LCB	LCB	LCB	LCB	LCB	sub	LCB
13 Knox, Johnny	14-11-0-0	sub	WR	WR	WR	WR	WR	WR	WR	WR	WR	WR	WR	WR	IR	IR
83 Komar, Max	1-0-1-0	nwt	nwt	nwt	nwt	nwt	ps	ps	ps	ps	ps	ps	ps	ps	sub	dnp
60 Louis, Lance	14-13-1-1	RG	x	dnp	sub	RG	RT	RT	RT	RT	RT	RT	RT	RT	RT	RT
65 Mannelly, Patrick10-0-0-0	sub	sub	sub	sub	sub	sub	sub	sub	sub	sub	Placed on Injured Reserve on 11/21					
45 Massey, Chris	6-0-0-0	nwt	nwt	nwt	nwt	nwt	nwt	nwt	nwt	nwt	nwt	sub	sub	sub	sub	sub
16 McCown, Josh	3-2-1-2	nwt	nwt	nwt	nwt	nwt	nwt	nwt	nwt	nwt	x	x	dnp	sub	QB	QB
69 Melton, Henry	15-15-0-1	DT	DT	DT	DT	DT	DT	DT	DT	DT	DT	DT	DT	x	DT	DT
31 Meriwether, Br12-4-4-0	sub	FS	FS	FS	FS	dnp	dnp	sub	sub	sub	sub	dnp	sub	sub	sub	sub
96 Miller, Jordan	0-0-0-1	nwt	nwt	nwt	nwt	nwt	nwt	nwt	nwt	nwt	nwt	nwt	nwt	nwt	nwt	x
30 Moore, D.J.	13-1-0-3	sub	sub	sub	sub	50B	sub	sub	sub	x	x	x	sub	sub	sub	sub
91 Okoye, Amobi	16-1-0-0	sub	sub	sub	sub	sub	sub	sub	sub	sub	sub	sub	sub	DT	sub	sub
68 Omiyale, Frank	16-3-0-0	sub	sub	RT	RT	RT	sub	sub	sub	sub	sub	sub	sub	sub	sub	sub
92 Paea, Stephen	11-0-0-5	x	x	x	x	x	sub	sub	sub	sub	sub	sub	sub	sub	sub	sub
90 Peppers, Julius16-16-0-0	RE	RE	RE	RE	RE	RE	RE	RE	RE	RE	RE	RE	RE	RE	RE	RE
8 Podlesh, Adam	16-0-0-0	sub	sub	sub	sub	sub	sub	sub	sub	sub	sub	sub	sub	sub	sub	sub
94 Reed, Nick	7-0-0-2	sub	sub	sub	sub	sub	x	sub	x	Released on 11/14						
53 Roach, Nick	16-15-0-0	SLB	SLB	SLB	SLB	sub	SLB	SLB	SLB	SLB	SLB	SLB	SLB	SLB	SLB	SLB
18 Sanzenbacher, D16-1-0-0	sub	sub	WR	sub	sub	sub	sub	sub	sub	sub	sub	sub	sub	sub	sub	sub
85 Smith, Andre	0-0-0-8	ps	ps	ps	ps	ps	ps	ps	ps	x	x	x	x	x	x	x
89 Spaeth, Matt	15-8-0-1	TE	TE	sub	x	sub	TE	sub	sub	TE	TE	TE	sub	TE	sub	TE
67 Spencer, Chris	15-14-1-0	sub	RG	RG	dnp	RG	RG	RG	RG	RG	RG	RG	RG	RG	RG	RG
20 Steltz, Craig	16-4-0-0	sub	SS	sub	sub	sub	sub	sub	sub	sub	sub	sub	SS	SS	SS	SS
33 Tillman, Charles16-16-0-0	RCB	RCB	RCB	RCB	RCB	RCB	RCB	RCB	RCB	RCB	RCB	RCB	RCB	RCB	RCB	RCB
75 Toeaina, Matt	12-12-0-4	NT	NT	NT	NT	NT	x	x	NT	x	NT	NT	NT	NT	NT	NT
59 Trahan, Patrick	5-0-0-0	ps	ps	ps	ps	ps	ps	ps	ps	ps	ps	sub	sub	sub	sub	sub
54 Ularicher, Brian16-16-0-0	MLB	MLB	MLB	MLB	MLB	MLB	MLB	MLB	MLB	MLB	MLB	MLB	MLB	MLB	MLB	MLB
49 Venable, Winston12-0-0-0	sub	sub	sub	sub	sub	ps	ps	nwt	sub	sub	sub	sub	sub	sub	sub	sub
37 Walters, Anthony4-0-0-0	ps	ps	ps	ps	ps	sub	sub	sub	sub	Placed on Injured Reserve on 11/16						
73 Webb, JMarcus16-16-0-0	LT	LT	LT	LT	LT	LT	LT	LT	LT	LT	LT	LT	LT	LT	LT	LT
74 Williams, Chris	9-9-0-0	LG	LG	LG	LG	LG	LG	LG	Placed on Injured Reserve on 11/14							
70 Williams, Edwin	15-7-0-1	x	sub	sub	sub	sub	sub	sub	sub	LG	LG	LG	LG	LG	LG	LG
52 Williams, Jabara	5-0-0-4	nwt	nwt	nwt	nwt	nwt	nwt	x	sub	x	x	x	sub	sub	sub	sub
11 Williams, Roy	15-9-0-1	WR	x	sub	sub	sub	WR	sub	WR	WR	WR	WR	sub	WR	WR	WR
98 Wootton, Corey	7-0-0-9	x	x	sub	x	x	x	x	x	sub	sub	sub	sub	sub	sub	x
27 Wright, Major	12-11-0-4	FS	SS	x	SS	sub	SS	x	SS	SS	SS	SS	x	x	FS	FS
76 Wrotto, Mansfield0-0-0-1	nwt	nwt	nwt	nwt	nwt	nwt	nwt	nwt	nwt	nwt	nwt	nwt	nwt	nwt	nwt	x

-KEY CAPS=Starter; sub=Reserve; x=Inactive; dnp=did not play; 3QB-Third Quarterback; PS=Practice Squad; nwt=Not with Team



CHICAGO BEARS 2011 STARTING LINEUPS

OFFENSE

		WR	LT	LG	C	RG	RT
9/11	vs ATL	R. Williams	Webb	C. Williams	Garza	Louis	Carimi
9/18	@ NO	Knox	Webb	C. Williams	Garza	Spencer	Carimi
9/25	vs GB	Knox	Webb	C. Williams	Garza	Spencer	Omiyale
10/2	vs CAR	Knox	Webb	C. Williams	Garza	Spencer	Omiyale
10/10	@ DET	Knox	Webb	C. Williams	Garza	Louis	Omiyale
10/16	vs MIN	R. Williams	Webb	C. Williams	Garza	Spencer	Louis
10/23	@ TB	Knox	Webb	C. Williams	Garza	Spencer	Louis
11/7	@ PHI	Knox	Webb	C. Williams	Garza	Spencer	Louis
11/13	vs DET	R. Williams	Webb	C. Williams	Garza	Spencer	Louis
11/20	vs SD	R. Williams	Webb	E. Williams	Garza	Spencer	Louis
11/27	@ OAK	R. Williams	Webb	E. Williams	Garza	Spencer	Louis
12/4	vs KC	R. Williams	Webb	E. Williams	Garza	Spencer	Louis
12/11	@ DEN	Knox	Webb	E. Williams	Garza	Spencer	Louis
12/18	vs SEA	R. Williams	Webb	E. Williams	Garza	Spencer	Louis
12/25	@ GB	R. Williams	Webb	E. Williams	Garza	Spencer	Louis
1/1	@ MIN	R. Williams	Webb	E. Williams	Garza	Spencer	Louis

		TE	WR	QB	RB	FB	K
9/11	vs ATL	Davis	Bennett	Cutler	Forte	Spaeth (TE)	Gould
9/18	@ NO	Davis	Hester	Cutler	Forte	Spaeth (TE)	Gould
9/25	vs GB	Davis	Hester	Cutler	Forte	Sanzenbacher (WR)	Gould
10/2	vs CAR	Davis	Hester	Cutler	Forte	Clutts	Gould
10/10	@ DET	Davis	Hester	Cutler	Forte	Clutts	Gould
10/16	vs MIN	Davis	Hester	Cutler	Forte	Spaeth (TE)	Gould
10/23	@ TB	Davis	Hester	Cutler	Forte	Clutts	Gould
11/7	@ PHI	Davis	Hester	Cutler	Forte	Clutts	Gould
11/13	vs DET	Davis	Knox	Cutler	Forte	Spaeth (TE)	Gould
11/20	vs SD	Davis	Knox	Cutler	Forte	Spaeth (TE)	Gould
11/27	@ OAK	Davis	Spaeth (TE)	Hanie	Forte	Clutts	Gould
12/4	vs KC	Davis	Knox	Hanie	Forte	Clutts	Gould
12/11	@ DEN	Bennett (WR)	Hester	Hanie	Bell	Clutts	Gould
12/18	vs SEA	Davis	Knox	Hanie	Barber	Spaeth (TE)	Gould
12/25	@ GB	Davis	Bennett	McCown	Bell	Clutts	Gould
1/1	@ MIN	Davis	Bennett	McCown	Bell	Spaeth (TE)	Gould

DEFENSE

		LE	LT	RT	RE	WLB	MLB
9/11	vs ATL	Idonije	Melton	Toeaina	Peppers	Briggs	Urlacher
9/18	@ NO	Idonije	Melton	Toeaina	Peppers	Briggs	Urlacher
9/25	vs GB	Idonije	Melton	Toeaina	Peppers	Briggs	Urlacher
10/2	vs CAR	Idonije	Melton	Toeaina	Peppers	Briggs	Urlacher
10/10	@ DET	Idonije	Melton	Toeaina	Peppers	Briggs	Urlacher
10/16	vs MIN	Idonije	Melton	A. Adams	Peppers	Briggs	Urlacher
10/23	@ TB	Idonije	Melton	A. Adams	Peppers	Briggs	Urlacher
11/7	@ PHI	Idonije	Melton	Toeaina	Peppers	Briggs	Urlacher
11/13	vs DET	Idonije	Melton	A. Adams	Peppers	Briggs	Urlacher
11/20	vs SD	Idonije	Melton	A. Adams	Peppers	Briggs	Urlacher
11/27	@ OAK	Idonije	Melton	Toeaina	Peppers	Briggs	Urlacher
12/4	vs KC	Idonije	Melton	Toeaina	Peppers	Briggs	Urlacher
12/11	@ DEN	Idonije	Melton	Toeaina	Peppers	Briggs	Urlacher
12/18	vs SEA	Idonije	Okoye	Toeaina	Peppers	Briggs	Urlacher
12/25	@ GB	Idonije	Melton	Toeaina	Peppers	Briggs	Urlacher
1/1	@ MIN	Idonije	Melton	Toeaina	Peppers	Briggs	Urlacher

		SLB	LCB	RCB	SS	FS	P
9/11	vs ATL	Roach	Jennings	Tillman	Harris	Wright	Podlesh
9/18	@ NO	Roach	Jennings	Tillman	Wright	Meriweather	Podlesh
9/25	vs GB	Roach	Jennings	Tillman	Steltz	Meriweather	Podlesh
10/2	vs CAR	Roach	Jennings	Tillman	Wright	Meriweather	Podlesh
10/10	@ DET	Moore (5DB)	Jennings	Tillman	Harris	Meriweather	Podlesh
10/16	vs MIN	Roach	Jennings	Tillman	Wright	Conte	Podlesh
10/23	@ TB	Roach	Jennings	Tillman	Harris	Conte	Podlesh
11/7	@ PHI	Roach	Jennings	Tillman	Wright	Conte	Podlesh
11/13	vs DET	Roach	Jennings	Tillman	Wright	Conte	Podlesh
11/20	vs SD	Roach	Jennings	Tillman	Wright	Conte	Podlesh
11/27	@ OAK	Roach	Jennings	Tillman	Wright	Conte	Podlesh
12/4	vs KC	Roach	Jennings	Tillman	Wright	Conte	Podlesh
12/11	@ DEN	Roach	Jennings	Tillman	Steltz	Conte	Podlesh
12/18	vs SEA	Roach	Jennings	Tillman	Steltz	Conte	Podlesh
12/25	@ GB	Roach	Bowman	Tillman	Steltz	Wright	Podlesh
1/1	@ MIN	Roach	Jennings	Tillman	Steltz	Wright	Podlesh

2011 PRESEASON STATS

WON 2, LOST 2

08/13	BUFFALO	W	10-3	59,335
08/22	at N.Y. Giants	L	13-41	75,166
08/27	at Tennessee	L	13-14	69,143
09/01	CLEVELAND	W	24-14	59,874

	Bears	Opp
Total First Downs	93	55
Rushing	37	26
Passing	42	27
Penalty	14	2
3rd Down: Made/Att	22/57	17/50
3rd Down Pct.	38.6	34.0
4th Down: Made/Att	3/6	2/4
4th Down Pct.	50.0	50.0
Possession Avg.	33:38	26:22
Total Net Yards	1337	1020
Avg. Per Game	334.3	255.0
Total Plays	278	216
Avg. Per Play	4.8	4.7
Net Yards Rushing	515	486
Avg. Per Game	128.8	121.5
Total Rushes	134	100
Net Yards Passing	822	534
Avg. Per Game	205.5	133.5
Sacked/Yards Lost	15/84	7/33
Gross Yards	906	567
Attempts/Completions	129/75	109/61
Completion Pct.	58.1	56.0
Had Intercepted	4	2
Punts/Average	18/39.6	22/46.2
Net Punting Avg.	31.9	36.7
Penalties/Yards	20/155	28/230
Fumbles/Ball Lost	4/0	4/0
Touchdowns	6	9
Rushing	5	5
Passing	1	3
Returns	0	1

SCORE BY PERIOD	1	2	3	4	OT	Tot
BEARS	20	20	0	20	0	60
Opponents	6	31	14	21	0	72

SCORING	TDs:	Ru-Pa-Rt K	PAT	FG	2Pt	Pts
R. Gould	0	0	0	6/6	6/10	0 24
R. Hughes	2	2	0			12
C. Hanie	1	1	0			6
M. Forté	1	1	0			6
K. Bell	1	1	0			6
J. Knox	1	0	1			6
BEARS	6	5	1	0	6/6	6/10 60
Opps.	9	5	3	1	9/9	3/4 72

2-Pt. Conversions: BEARS: 0/0, Opponents: 0/0

SACKS: A. Okoye 3.0, J. Miller 1.0, H. Melton 1.0, N. Reed 1.0, Z. Bowman 1.0.

TEAM 7.0, OPPONENTS 15.0

FIELD GOALS	1-19	20-29	30-39	40-49	50+
Gould	0/0	2/3	0/1	3/3	1/3
BEARS	0/0	2/3	0/1	3/3	1/3
Opponents	0/0	1/1	1/1	1/1	0/1

Gould: (56N,45G,33N)(23G,42G,55N)(29N,45G,52G)(22G)
Opponents: (44G)(25G,37G)(51N)()

RUSHING	No	Yds	Avg	Lg	TD
K. Bell	35	157	4.5	27	1
M. Barber	21	96	4.6	12	0
M. Forté	21	81	3.9	14	1
R. Hughes	18	69	3.8	25	2
C. Hanie	7	40	5.7	19	1
C. Taylor	16	37	2.3	9	0
H. Unga	9	27	3.0	9	0
J. Cutler	1	10	10.0	10	0
D. Hester	2	4	2.0	2	0
N. Enderle	3	-3	-1.0	-1	0
D. Sanzenbacher	1	-3	-3.0	-3	0
BEARS	134	515	3.8	27	5
Opponents	100	486	4.9	97t	5

RECEIVING	No	Yds	Avg	Lg	TD
E. Bennett	11	158	14.4	32	0
D. Sanzenbacher	10	107	10.7	22	0
J. Knox	6	86	14.3	21	1
K. Bell	6	75	12.5	27	0
M. Barber	6	39	6.5	11	0
D. Hester	5	77	15.4	37	0
K. Adams	5	76	15.2	31	0
O. Jones	5	73	14.6	20	0
Ky. Adams	4	25	6.3	8	0
M. Forté	3	57	19.0	42	0
C. Taylor	3	24	8.0	11	0
R. Williams	2	33	16.5	17	0
R. Hughes	2	33	16.5	17	0
D. Clark	2	20	10.0	14	0
A. Fantuz	2	19	9.5	13	0
M. Spaeth	2	10	5.0	6	0
W. Ta'ufo'ou	1	1	1.0	1	0
BEARS	75	906	12.1	42	1
Opponents	61	567	9.3	38t	3

INTERCEPTIONS	No	Yds	Avg	Lg	TD
D. Minor	1	30	30.0	30	0
M. Holmes	1	5	5.0	5	0
BEARS	2	35	17.5	30	0
Opponents	4	112	28.0	90t	1

PUNTING	No	Yds	Avg	Net	TB	In20	Lg	B
A. Podlesh	13	518	39.8	35.4	1	5	56	0
S. Lanning	4	194	48.5	29.2	0	0	57	1
BEARS	17	712	39.6	33.7	1	5	57	1
Opponents	21	1016	46.2	38.4	3	7	65	1


PUNT RETURNS	Ret	FC	Yds	Avg	Lg	TD
D. Sanzenbacher	7	0	34	4.9	22	0
J. Knox	4	1	31	7.8	13	0
E. Bennett	2	0	42	21.0	33	0
D. Moore	1	0	5	5.0	5	0
D. Hester	0	1	0	0	0	0
BEARS	14	2	112	8.0	33	0
Opponents	10	3	86	8.6	30	0

KICK RETURNS	No	Yds	Avg	Lg	TD
J. Knox	6	202	33.7	70	0
K. Bell	3	62	20.7	25	0
M. Holmes	2	46	23.0	25	0
D. Moore	1	21	21.0	21	0
K. Adams	1	15	15.0	15	0
BEARS	13	346	26.6	70	0
Opponents	12	354	29.5	73	0

PASSING	Att	Cmp	Yds	Cmp%	Yd/Att	TD	TD%	Int	Int%	Lg	Sack/Lost	Rating
C. Hanie	63	36	388	57.1	6.2	1	1.6	2	3.2	24	4/21	67.4
J. Cutler	43	26	341	60.5	7.9	0	0.0	1	2.3	42	2/10	75.8
N. Enderle	23	13	177	56.5	7.7	0	0.0	1	4.3	31	8/41	63.1
T. Vittatoe	0	0	0	0.0	0.0	0	0.0	0	0.0	0	1/12	0.0
BEARS	129	75	906	58.1	7.0	1	0.8	4	3.1	42	15/84	69.5
Opponents	109	61	567	56.0	5.2	3	2.8	2	1.8	38t	7/33	71.9



CHICAGO BEARS 2011 GAME SUMMARIES



Game 1 Bears 30, Falcons 12 Soldier Field (62,115) Sunday, September 11, 2011

ATLANTA	3	0	3	6	12
CHICAGO	10	6	14	0	30

BEARS – R. Gould 41 FG (10-54, 5:02). **FALCONS** – M. Bryant 48 FG (10-50, 4:34). **BEARS** – M. Forte 56 pass from J. Cutler (R. Gould kick) (3-72, 1:32). **BEARS** – R. Gould 23 FG (7-25, 3:41). **BEARS** – R. Gould 26 FG (14-72, 5:19). **FALCONS** – M. Bryant 25 FG (11-87, 4:47). **BEARS** – M. Spaeth 1 pass from J. Cutler (R. Gould kick) (7-92, 3:18). **BEARS** – B. Urlacher 12 fumble return (R. Gould kick). **FALCONS** – K. Biermann 50 interception return (attempt failed).

	Falcons	Bears
First downs	20	17
Total net yards	386	377
Rushes-yards	14-110	27-88
Att-comp-net	47-31-276	32-22-289
Times thrown-yds lost	5-43	5-23
Int-Total TDs	1-1	1-3
Punts - avg	5-38.4	6-48.0
Penalties-yards	9-65	8-56
Fumbles-lost	2-2	3-0
Time of possession	26:41	33:19

RUSHING

FALCONS – M. Turner 10-100; J. Snelling 2-10; J. Rodgers 2-0.
BEARS – M. Forte 16-68; K. Bell 10-24; D. Sanzenbacher 1-(-4).

RECEIVING

FALCONS – R. White 8-61; T. Gonzalez 5-72; J. Jones 5-71; J. Snelling 5-32; M. Turner 3-40; J. Rodgers 3-33; H. Douglas 2-10.
BEARS – M. Forte 5-90, TD; R. Williams 4-55; D. Hester 3-60; J. Knox 3-60; K. Davis 2-23; E. Bennett 2-11; M. Spaeth 2-7, TD; D. Sanzenbacher 1-6.

PASSING

FALCONS – M. Ryan 47-31-319, INT.
BEARS – J. Cutler 32-22-312, 2 TDs, INT.

PUNT RETURNS

FALCONS – E. Weems 3-10.
BEARS – D. Hester 1-14.

KICKOFF RETURNS

FALCONS – E. Weems 2-33.
BEARS – D. Hester 3-53.

INTERCEPTIONS

FALCONS – K. Biermann 1-50, TD.
BEARS – B. Urlacher 1-(-1).

SACKS

FALCONS – J. Abraham 2-12; K. Biermann 1-7; L. Sidbury 1-2; TEAM 1-2.
BEARS – H. Melton 2-18; J. Peppers 1-1; A. Okoye 1-9, Group 1-15.



Game 2 Saints 30, Bears 13 Louisiana Superdome (73,019) Sunday, September 18, 2011

CHICAGO	7	3	3	0	13
NEW ORLEANS	3	13	7	7	30

BEARS – D. Sanzenbacher 8 pass from J. Cutler (R. Gould kick) (11-87, 5:29). **SAINTS** – J. Kasay 32 FG (13-66, 6:32). **SAINTS** – D. Henderson 79 pass from D. Brees (J. Kasay kick) (3-77, 1:26). **SAINTS** – J. Kasay 29 FG (9-36, 5:33). **SAINTS** – J. Kasay 53 FG (5-31, 2:11). **BEARS** – R. Gould 42 FG (10-56, 2:09). **BEARS** – R. Gould 38 FG (6-46, 1:45). **SAINTS** – R. Meachem 4 pass from D. Brees (J. Kasay kick) (5-29, 2:29). **SAINTS** – D. Sproles 12 pass from D. Brees (J. Kasay kick) (14-87, 8:01).

	Bears	Saints
First downs	18	16
Total net yards	246	382
Rushes-yards	12-60	29-118
Att-comp-net	45-19-186	37-26-264
Times thrown-yds lost	6-58	1-6
Int-Total TDs	0-1	0-3
Punts - avg	8-43.8	5-45.8
Penalties-yards	6-47	7-41
Fumbles-lost	3-1	1-1
Time of possession	23:46	36:14

RUSHING

BEARS – M. Forte 10-49; J. Cutler 1-12; K. Bell 1-(-1).
SAINTS – M. Ingram 14-51; P. Thomas 9-41; D. Sproles 4-17; R. Meachem 1-7; D. Brees 1-2.

RECEIVING

BEARS – M. Forte 10-117; D. Sanzenbacher 3-33, TD; J. Knox 20-45; D. Hester 1-17; S. Hurd 1-13; T. Clutts 1-10; E. Bennett 1-9.
SAINTS – D. Sproles 8-43, TD; J. Graham 6-79; R. Meachem 4-10, TD; D. Henderson 3-103, TD; P. Thomas 2-14; A. Arrington 1-14; L. Moore 1-6; D. Thomas 1-1.

PASSING

BEARS – J. Cutler 45-19-244, TD.
SAINTS – D. Brees 37-26-270, 3 TDs.

PUNT RETURNS

BEARS – D. Hester 1-(-4).
SAINTS – D. Sproles 2-1.

KICKOFF RETURNS

BEARS – D. Hester 2-47; J. Knox 1-30.
SAINTS – D. Sproles 1-24.

INTERCEPTIONS

BEARS – None.
SAINTS – None.

SACKS

BEARS – I. Idonije 1-6.
SAINTS – R. Harper 2-23; J. Galette 2-16; J. Casillas 1-12; Turk. McBride 1-7.

2011 GAME SUMMARIES



Game 3 Packers 27, Bears 17 Soldier Field (62,339) Sunday, September 25, 2011

GREEN BAY	7	10	3	7	27
CHICAGO	0	10	0	7	17

PACKERS – J. Finley 6 pass from A. Rodgers (M. Crosby kick) (8-80, 3:35). **PACKERS** – J. Finley 7 pass from A. Rodgers (M. Crosby kick) (7-60, 3:43). **BEARS** – D. Sanzenbacher 4 pass from J. Cutler (R. Gould kick) (7-80, 3:48). **PACKERS** – M. Crosby 37 FG (11-61, 6:21). **BEARS** – R. Gould 25 FG (7-73, 1:02). **PACKERS** – M. Crosby 28 FG (8-53, 4:29). **PACKERS** – J. Finley 10 pass from A. Rodgers (M. Crosby kick) (6-44, 3:14). **BEARS** – K. Davis 32 pass from J. Cutler (R. Gould kick) (1-32, 0:10).

	Packers	Bears
First downs	24	12
Total net yards	392	291
Rushes-yards	29-100	12-13
Att-comp-net	38-28-292	37-21-278
Times thrown-yds lost	2-5	3-24
Int-Total TDs	1-3	2-2
Punts - avg	6-38.2	7-42.6
Penalties-yards	7-35	10-70
Fumbles-lost	1-1	2-0
Time of possession	37:29	22:31

RUSHING

PACKERS – R. Grant 17-92; J. Starks 11-5; A. Rodgers 1-3.
BEARS – J. Cutler 3-11; M. Forte 9-2.

RECEIVING

PACKERS – G. Jennings 9-119; J. Finley 7-85, 3 TDs; J. Jones 4-24; J. Nelson 3-40; J. Starks 3-9; R. Cobb 1-13; J. Kuhn 1-7.
BEARS – M. Forte 7-80; D. Sanzenbacher 5-27, TD; J. Knox 4-84; D. Hester 3-62; K. Davis 1-32, TD; S. Hurd 1-17.

PASSING

PACKERS – A. Rodgers 38-28-297, 3 TDs, INT.
BEARS – J. Cutler 37-21-302, 2 TDs, 2 INTs.

PUNT RETURNS

PACKERS – R. Cobb 5-39.
BEARS – D. Hester 1-21; J. Knox 1-9.

KICKOFF RETURNS

PACKERS – None.
BEARS – J. Knox 2-40; D. Hester 1-24.

INTERCEPTIONS

PACKERS – M. Burnett 2-0.
BEARS – B. Urlacher 1-0.

SACKS

PACKERS – J. Wynn 2016; J. Bush 1-8.
BEARS – H. Melton 1-3; J. Peppers 1-2.



Game 4 Bears 34, Panthers 29 Soldier Field (62,135) Sunday, October 2, 2011

CAROLINA	3	17	0	9	29
CHICAGO	10	14	0	10	34

PANTHERS – O. Mare 29 FG (10-65, 5:26). **BEARS** – R. Gould 20 FG (9-78, 5:15). **BEARS** – D. Moore 20 INT return (R. Gould kick). **PANTHERS** – C. Newton 1 run (O. Mare kick) (7-80, 3:25). **BEARS** – M. Forte 17 run (R. Gould kick) (3-36, 1:31). **BEARS** – D. Hester 69 punt return (R. Gould kick). **PANTHERS** – C. Newton 2 run (O. Mare kick) (8-64, 5:03). **PANTHERS** – O. Mare 39 FG (7-55, 2:26). **PANTHERS** – O. Mare 38 FG (7-73, 2:36). **BEARS** – R. Gould 24 FG (12-52, 6:42). **BEARS** – M. Barber 3 run (R. Gould kick) (3-43, 0:25). **PANTHERS** – G. Olsen 3 pass from C. Newton (pass failed) (8-77, 1:19).

	Panthers	Bears
First downs	24	15
Total net yards	543	317
Rushes-yards	26-169	31-224
Att-comp-net	46-27-374	17-9-93
Times thrown-yds lost	0-0	1-9
Int-Total TDs	1-3	1-4
Punts - avg	2-39.5	4-39.3
Penalties-yards	8-52	5-45
Fumbles-lost	1-0	0-0
Time of possession	33:29	26:31

RUSHING

PANTHERS – D. Williams 10-82; J. Stewart 8-52; C. Newton 8-35, 2 TDs.
BEARS – M. Forte 25-205, TD; M. Barber 5-17, TD; J. Cutler 1-2.

RECEIVING

PANTHERS – S. Smith 8-181; G. Olsen 5-50, TD; B. LaFell 4-42; J. Stewart 4-33; L. Naanee 4-27; J. Shockey 2-41.
BEARS – M. Forte 4-23; J. Knox 3-48; D. Sanzenbacher 1-16; R. Williams 1-15.

PASSING

PANTHERS – C. Newton 46-27-374, TD, INT.
BEARS – J. Cutler 17-9-102, INT.

PUNT RETURNS

PANTHERS – A. Edwards 2-7.
BEARS – D. Hester 1-69, TD.

KICKOFF RETURNS

PANTHERS – M. Goodson 4-94; J. Pugh 2-51.
BEARS – D. Hester 2-73; J. Knox 1-32; K. Bell 1-20.

INTERCEPTIONS

PANTHERS – C. Godfrey 1-9.
BEARS – D. Moore 1-20, TD.

SACKS

PANTHERS – C. Johnson 1-9.
BEARS – None.



CHICAGO BEARS 2011 GAME SUMMARIES



Game 5 Lions 24, Bears 13 Ford Field (67,861) Monday, October 10, 2011

CHICAGO	0	10	0	3	13
DETROIT	0	7	14	3	24

LIONS – C. Johnson 73 pass from M. Stafford (J. Hanson kick) (3-75, 0:55). **BEARS** – R. Gould 44 FG (10-57, 5:53). **BEARS** – K. Davis 9 pass from J. Cutler (R. Gould kick) (8-88, 4:50). **LIONS** – B. Pettigrew 18 pass from M. Stafford (J. Hanson kick) (7-67, 2:54). **LIONS** – J. Best 88 run (J. Hanson kick) (1-88, 0:12). **BEARS** – R. Gould 49 FG (10-52, 5:03). **LIONS** – J. Hanson 31 FG (8-67, 2:11).

	Bears	Lions
First downs	23	16
Total net yards	359	395
Rushes-yards	25-122	20-181
Att-comp-net	38-28-237	26-19-214
Times thrown-yds lost	3-12	1-5
Int-Total TDs	0-1	1-3
Punts - avg	5-44.2	5-32.4
Penalties-yards	14-104	12-94
Fumbles-lost	0-0	1-0
Time of possession	39:03	20:57

RUSHING

BEARS – M. Forte 22-116; J. Cutler 2-3; M. Barber 1-3.
LIONS – J. Best 12-163, TD; K. Williams 4-7; S. Logan 1-6; N. Burleson 2-4; M. Stafford 1-1.

RECEIVING

BEARS – D. Sanzenbacher 6-64; D. Hester 5-32; S. Hurd 4-50; M. Forte 4-35; K. Davis 3-25, TD; J. Knox 2-17; R. Williams 1-11; M. Spaeth 1-8; M. Barber 1-7; T. Clutts 1-0.
LIONS – C. Johnson 5-130, TD; B. Pettigrew 4-39, TD; J. Best 4-9; T. Young 2-14; T. Scheffler 1-12; M. Morris 1-8; N. Burleson 1-6; W. Heller 1-1.

PASSING

BEARS – J. Cutler 38-28-249, TD.
LIONS – M. Stafford 26-19-219, 2 TDs, INT.

PUNT RETURNS

BEARS – D. Hester 1-1.
LIONS – S. Logan 3-26; B. McDonald 1-0.

KICKOFF RETURNS

BEARS – D. Hester 4-84.
LIONS – None.

INTERCEPTIONS

BEARS – D. Moore 1-0.
LIONS – None.

SACKS

BEARS – I. Idonije 1-5.
LIONS – W. Young 1-8; C. Avril 1-4; L. Jackson 1-0.



Game 6 Bears 39, Vikings 10 Soldier Field (62,322) Sunday, October 16, 2011

MINNESOTA	0	3	7	0	10
CHICAGO	16	10	10	3	39

BEARS – D. Hester 48 pass from J. Cutler (R. Gould kick) (3-68, 1:13). **BEARS** – D. McNabb sacked in endzone by S. Paea for a safety. **BEARS** – M. Barber 3 run (R. Gould kick) (6-56, 3:13). **VIKINGS** – R. Longwell 37 FG (12-62, 6:02). **BEARS** – D. Sanzenbacher 13 pass from J. Cutler (R. Gould kick) (4-33, 1:23). **BEARS** – R. Gould 51 FG (7-39, 1:27). **VIKINGS** – A. Peterson 4 run (R. Longwell kick) (6-44, 2:24). **BEARS** – D. Hester 98 kick-off return (R. Gould kick). **BEARS** – R. Gould 26 FG (7-30, 2:35). **BEARS** – R. Gould 22 FG (8-39, 4:13).

	Vikings	Bears
First downs	15	22
Total net yards	286	377
Rushes-yards	17-53	28-119
Att-comp-net	42-28-233	31-21-258
Times thrown-yds lost	5-43	1-9
Int-Total TDs	0-1	0-4
Punts - avg	5-37.2	3-38.3
Penalties-yards	5-40	3-15
Fumbles-lost	0-0	2-1
Time of possession	29:20	30:40

RUSHING

VIKINGS – A. Peterson 12-39, TD; C. Ponder 1-8; P. Harvin 1-5; T. Gerhart 1-3; J. Webb 1-1; L. Booker 1-(-3).
BEARS – M. Forte 17-87; M. Barber 11-32, TD.

RECEIVING

VIKINGS – P. Harvin 7-78; B. Berrian 5-54; V. Shiancoe 5-45; M. Jenkins 4-45; K. Rudolph 2-20; T. Gerhart 2-7; G. Camarillo 1-23; J. Kleinsasser 1-4; A. Peterson 1-0.
BEARS – M. Forte 6-36; D. Hester 5-91, TD; R. Williams 3-50; J. Knox 2-41; K. Davis 2-27; D. Sanzenbacher 1-13, TD; T. Clutts 1-6; M. Barber 1-3.

PASSING

VIKINGS – D. McNabb 24-19-177; C. Ponder 17-9-99; J. Webb 1-0-0.
BEARS – J. Cutler 31-21-267, 2 TDs.

PUNT RETURNS

VIKINGS – M. Sherels 1-0.
BEARS – D. Hester 1-27.

KICKOFF RETURNS

VIKINGS – L. Booker 4-98; P. Harvin 2-48.
BEARS – D. Hester 2-107, TD; S. Hurd 1-24; Ky. Adams 1-0.

INTERCEPTIONS

VIKINGS – None.
BEARS – None.

SACKS

VIKINGS – J. Allen 1-9.
BEARS – J. Peppers 2-16; I. Idonije 1-10; A. Okoye 1-10; S. Paea 1-7.

2011 GAME SUMMARIES



Game 7 Bears 24, Bucs 18 Wembley Stadium-London (76,981) Sunday, October 26, 2011

CHICAGO	7	7	7	3	24
TAMPA BAY	2	3	0	13	18

BEARS - M. Forte 32 run (R. Gould kick) (4-81, 2:02). **BUCCANEERS** - M. Forte tackled in end zone for safety. **BEARS** - R. Williams 25 pass from J. Cutler (R. Gould kick) (7-79, 3:39). **BUCCANEERS** - C. Barth 33 FG (10-77, 2:37). **BEARS** - M. Barber 12 run (R. Gould kick) (7-55, 3:22). **BUCCANEERS** - K. Winslow 2 pass from J. Freeman (pass failed) (4-21, 1:14). **BUCCANEERS** - D. Briscoe 24 pass from J. Freeman (C. Barth kick) (6-48, 2:34). **BEARS** - R. Gould 25 FG (12-64, 5:22).

	Bears	Buccaneers
First downs	19	16
Total net yards	395	280
Rushes-yards	33-177	11-30
Att-comp-net	32-17-218	52-29-250
Times thrown-yds lost	2-8	1-14
Int-Total TDs	2-3	4-2
Punts - avg	6-38.0	8-47.6
Penalties-yards	7-54	8-69
Fumbles-lost	0-0	1-0
Time of possession	33:12	26:48

RUSHING

BEARS - M. Forte 25-145, TD; M. Barber 6-39, TD; J. Cutler 1-(-1); D. Hester 1-(-6).
BUCCANEERS - K. Lumpkin 8-15; E. Graham 2-13; A. Benn 1-2.

RECEIVING

BEARS - R. Williams 4-59, TD; D. Hester 4-46; J. Knox 3-53; M. Forte 2-38; T. Clutts 2-17; D. Sanzenbacher 2-13.
BUCCANEERS - M. Williams 6-75; D. Briscoe 6-73, TD; K. Lumpkin 6-37; P. Parker 4-42; K. Winslow 4-25, TD; L. Stocker 2-14; E. Graham 1-(-2).

PASSING

BEARS - J. Cutler 32-17-226, TD, 2 INTs.
BUCCANEERS - J. Freeman 51-29-264, 2 TDs, 4 INTs; M. Spurlock 1-0-0.

PUNT RETURNS

BEARS - D. Hester 5-33.
BUCCANEERS - P. Parker 3-8.

KICKOFF RETURNS

BEARS - J. Knox 1-29; D. Hester 1-14.
BUCCANEERS - P. Parker 2-28.

INTERCEPTIONS

BEARS - D. Moore 1-10; B. Urlacher 1-8; C. Conte 1-0; L. Briggs 1-0.
BUCCANEERS - T. Jackson 1-43; C. Lynch 1-14.

SACKS

BEARS - A. Okoye 1-14.
BUCCANEERS - R. Barber 1-6; A. Clayborn 1-2.



Game 8 Bears 30, Eagles 24 Lincoln Financial Field (69,144) Monday, November 7, 2011

CHICAGO	7	10	3	10	30
PHILADELPHIA	0	10	14	0	24

BEARS - M. Spaeth 5 pass from J. Cutler (R. Gould kick) (12-79, 5:42). **BEARS** - R. Gould 51 FG (7-19, 4:09). **EAGLES** - A. Henery 47 FG (11-53, 5:23). **EAGLES** - B. Rolle 22 fumble return (A. Henery kick). **BEARS** - M. Barber 2 run (R. Gould kick) (3-9, 0:13). **EAGLES** - R. Brown 4 run (A. Henery kick) (15-80, 6:42). **EAGLES** - L. McCoy 33 run (A. Henery kick) (2-41, 0:52). **BEARS** - R. Gould 38 FG (10-74, 5:31). **BEARS** - E. Bennett 5 pass from J. Cutler (R. Gould kick) (5-51, 2:21). **BEARS** - R. Gould 22 FG (11-54, 5:27).

	Bears	Eagles
First downs	22	20
Total net yards	372	330
Rushes-yards	34-164	23-119
Att-comp-net	32-18-208	39-21-211
Times thrown-yds lost	0-0	1-2
Int-Total TDs	0-3	1-3
Punts - avg	3-34.3	2-35.5
Penalties-yards	6-53	6-44
Fumbles-lost	3-2	1-1
Time of possession	33:27	26:33

RUSHING

BEARS - M. Forte 24-133; M. Barber 9-31, TD; J. Cutler 1-0.
EAGLES - L. McCoy 16-71, TD; M. Vick 5-34; D. Jackson 1-10; R. Brown 1-4, TD.

RECEIVING

BEARS - E. Bennett 5-95, TD; R. Williams 3-46; M. Forte 3-17; M. Spaeth 2-13, TD; J. Knox 1-14; D. Hester 1-12; M. Barber 1-8; T. Clutts 1-4; K. Davis 1-(-1).
EAGLES - B. Celek 7-60; L. McCoy 5-46; J. Maclin 4-63; J. Avant 2-20; D. Jackson 2-16; C. Habor 1-8.

PASSING

BEARS - J. Cutler 32-18-208, 2 TDs.
EAGLES - M. Vick 38-21-213, INT; C. Henry 1-0-0.

PUNT RETURNS

BEARS - D. Hester 1-19.
EAGLES - D. Jackson 1-(-9).

KICKOFF RETURNS

BEARS - D. Hester 3-30; J. Knox 2-21.
EAGLES - D. Lewis 4-93.

INTERCEPTIONS

BEARS - M. Wright 1-36.
EAGLES - None.

SACKS

BEARS - J. Peppers 1-2.
EAGLES - None.



CHICAGO BEARS 2011 GAME SUMMARIES



Game 9 Bears 37, Lions 13 Soldier Field (62,396) Sunday, November 13, 2011

DETROIT	0	6	0	7	13
CHICAGO	10	10	17	0	37

BEARS - M. Forte 6 run (R. Gould kick) (4-30, 1:41). **BEARS** - R. Gould 43 FG (8-37, 3:36). **BEARS** - R. Gould 35 FG (8-35, 2:44). **BEARS** - D. Hester 82 punt return (R. Gould kick). **LIONS** - J. Hanson 29 FG (4-9, 0:49). **LIONS** - J. Hanson 35 FG (14-48, 5:25). **BEARS** - M. Wright 24 interception return (R. Gould kick). **BEARS** - C. Tillman 44 interception return (R. Gould kick). **BEARS** - R. Gould 50 FG (6-47, 2:33). **LIONS** - T. Scheffler 10 pass from M. Stafford (J. Hanson kick) (8-56, 2:00).

	Lions	Bears
First downs	22	12
Total net yards	393	216
Rushes-yards	19-80	35-109
Att-comp-net	63-33-313	20-9-107
Times thrown-yds lost	2-16	2-16
Int-Total TDs	4-1	0-4
Punts - avg	5-49.0	6-46.7
Penalties-yards	4-53	4-37
Fumbles-lost	3-2	3-1
Time of possession	30:54	29:06

RUSHING

LIONS - M. Morris 10-44; K. Smith 4-19; N. Burleson 1-10; S. Logan 1-5; M. Stafford 2-1; K. Williams 1-1.
BEARS - M. Forte 18-64, TD; M. Barber 13-27; J. Cutler 4-18.

RECEIVING

LIONS - N. Burleson 8-83; C. Johnson 7-81; T. Young 7-74; B. Pettigrew 5-38; T. Scheffler 3-37, TD; K. Smith 2-10; M. Morris 1-6.
BEARS - E. Bennett 6-81; S. Hurd 1-21; J. Knox 1-18; M. Forte 1-3.

PASSING

LIONS - M. Stafford 63-33-329, TD, 4 INTs.
BEARS - J. Cutler 19-9-123; M. Forte 1-0-0.

PUNT RETURNS

LIONS - S. Logan 3-2.
BEARS - D. Hester 3-122, TD.

KICKOFF RETURNS

LIONS - S. Logan 2-44.
BEARS - J. Knox 1-15; M. Spaeth 1-7.

INTERCEPTIONS

LIONS - None.
BEARS - C. Tillman 1-44, TD; M. Wright 1-24, TD; T. Jennings 1-1; C. Graham 1-0.

SACKS

LIONS - C. Avril 1-10; L. Jackson 1-6.
BEARS - J. Peppers 1-11; A. Adams 1-5.



Game 10 Bears 31, Chargers 20 Soldier Field (62,344) Sunday, November 20, 2011

SAN DIEGO	3	7	7	3	20
CHICAGO	3	14	14	0	31

CHARGERS - N. Novak 28 FG (6-47, 3:45). **BEARS** - R. Gould 42 FG (9-62, 4:39). **BEARS** - M. Barber 1 run (R. Gould kick) (5-41, 2:26). **CHARGERS** - A. Gates 8 pass from P. Rivers (N. Novak kick) (7-78, 2:05). **BEARS** - K. Davis 4 pass from J. Cutler (R. Gould kick) (7-44, 1:44). **CHARGERS** - V. Jackson 5 pass from P. Rivers (N. Novak kick) (7-76, 4:02). **BEARS** - J. Cutler 1 run (R. Gould kick) (8-83, 5:11). **BEARS** - J. Knox 24 pass from J. Cutler (R. Gould kick) (2-37, 0:39). **CHARGERS** - N. Novak 48 FG (8-51, 4:58).

	Chargers	Bears
First downs	15	23
Total net yards	332	378
Rushes-yards	17-52	32-92
Att-comp-net	31-21-280	32-18-286
Times thrown-yds lost	0-0	0-0
Int-Total TDs	2-2	1-4
Punts - avg	3-39.3	3-45.7
Penalties-yards	3-20	6-61
Fumbles-lost	2-1	0-0
Time of possession	26:50	33:10

RUSHING

CHARGERS - R. Mathews 13-37; M. Tolbert 3-14; J. Hester 1-1.
BEARS - M. Forte 20-57; M. Barber 7-25, TD; J. Cutler 5-10, TD.

RECEIVING

CHARGERS - V. Jackson 7-165, TD; M. Tolbert 5-24; A. Gates 4-63, TD; R. Mathews 2-14; J. Hester 2-6; V. Brown 1-8.
BEARS - R. Williams 5-62; M. Forte 4-26; J. Knox 3-97, TD; E. Bennett 3-75; M. Spaeth 1-13; T. Clutts 1-9; K. Davis 1-4, TD.

PASSING

CHARGERS - P. Rivers 31-21-280, 2 TDs, 2 INTs.
BEARS - J. Cutler 31-18-286, 2 TDs, INT.

PUNT RETURNS

CHARGERS - None.
BEARS - D. Hester 2-59.

KICKOFF RETURNS

CHARGERS - R. Goodman 4-144; J. Hester 1-23.
BEARS - D. Hester 3-48; J. Knox 2-74.

INTERCEPTIONS

CHARGERS - A. Cason 1-64.
BEARS - C. Graham 1-10; M. Wright 1-0.

SACKS

CHARGERS - None.
BEARS - None.

2011 GAME SUMMARIES



Game 11 Raiders 25, Bears 20 O.co Coliseum (59,244) Sunday, November 27, 2011

CHICAGO	0	7	0	13	20
OAKLAND	6	6	6	7	25

RAIDERS - S. Janikowski 40 FG (6-49, 2:15). **RAIDERS** - S. Janikowski 47 FG (6-2, 2:08). **BEARS** - J. Knox 29 pass from C. Hanie (R. Gould kick) (9-74, 4:12). **RAIDERS** - S. Janikowski 42 FG (5-56, 1:45). **RAIDERS** - S. Janikowski 19 FG (3-5, 0:16). **RAIDERS** - S. Janikowski 37 FG (10-61, 3:52). **RAIDERS** - S. Janikowski 44 FG (11-36, 5:10). **BEARS** - R. Gould 50 FG (10-51, 4:31). **BEARS** - R. Gould 53 FG (7-45, 2:43). **RAIDERS** - M. Bush 3 run (S. Janikowski kick) (8-74, 3:30). **BEARS** - K. Davis 9 pass from C. Hanie (R. Gould kick) (5-84, 1:36).

	Bears	Raiders
First downs	18	17
Total net yards	401	341
Rushes-yards	27-172	27-73
Att-comp-net	36-18-229	37-21-268
Times thrown-yds lost	4-25	4-33
Int-Total TDs	3-2	1-1
Punts - avg	5-45.0	5-54.6
Penalties-yards	7-61	6-44
Fumbles-lost	0-0	0-0
Time of possession	29:58	30:02

RUSHING

BEARS - M. Barber 10-63; M. Forte 12-59; C. Hanie 5-50.
RAIDERS - M. Bush 24-69, TD; R. Cartwright 1-4; M. Reece 2-0.

RECEIVING

BEARS - M. Forte 6-25; J. Knox 4-145, TD; R. Williams 3-37; K. Davis 2-25, TD; M. Spaeth 1-9; S. Hurd 1-8; E. Bennett 1-5.
RAIDERS - M. Reece 5-92; C. Schilens 4-58; D. Heyward-Bey 4-42; M. Bush 4-24; L. Murphy 2-53; B. Myers 1-24; K. Boss 1-8.

PASSING

BEARS - C. Hanie 36-18-254, 2 TDs, 3 INTs.
RAIDERS - C. Palmer 37-21-301, INT.

PUNT RETURNS

BEARS - D. Hester 2-7.
RAIDERS - B. McCann 1-1.

KICKOFF RETURNS

BEARS - J. Knox 4-133; D. Hester 2-39; E. Bennett 1-9.
RAIDERS - B. McCann 1-27.

INTERCEPTIONS

BEARS - C. Graham 1-1.
RAIDERS - K. Wimbley 1-73; M. Huff 1-24; S. Routt 1-2.

SACKS

BEARS - J. Peppers 2-20; A. Okoye 1-9; H. Melton 1-4.
RAIDERS - T. Branch 1-10; R. McClain 1-8; K. Wimbley 1-7; R. Seymour 1-0.



Game 12 Chiefs 10, Bears 3 Soldier Field (61,973) Sunday, December 4, 2011

KANSAS CITY	0	7	3	0	10
CHICAGO	0	3	0	0	3

BEARS - R. Gould 32 FG (9-36, 4:47). **CHIEFS** - D. McCluster 38 pass from T. Palko (R. Succop kick) (16-87, 4:16). **CHIEFS** - R. Succop 21 FG (15-86, 7:10).

	Chiefs	Bears
First downs	13	11
Total net yards	252	181
Rushes-yards	37-113	24-93
Att-comp-net	31-17-139	24-11-88
Times thrown-yds lost	2-18	7-45
Int-Total TDs	0-1	3-0
Punts - avg	11-40.6	7-43.4
Penalties-yards	8-60	5-35
Fumbles-lost	2-1	2-0
Time of possession	32:42	27:18

RUSHING

CHIEFS - D. McCluster 9-61; T. Jones 16-36; J. Battle 11-15; T. Palko 1-1.
BEARS - M. Barber 14-44; K. Bell 4-34; M. Forte 5-12; C. Hanie 1-3.

RECEIVING

CHIEFS - S. Breaston 5-41; D. Bowe 4-49; D. McCluster 4-46, TD; T. Copper 1-10; J. Baldwin 1-7; L. McClain 1-3; J. Urban 1-1.
BEARS - J. Knox 5-53; D. Hester 3-35; K. Davis 2-40; E. Bennett 1-5.

PASSING

CHIEFS - T. Palko 30-17-157, TD; K. Orton 1-0-0.
BEARS - C. Hanie 24-11-133, 3 INTs.

PUNT RETURNS

CHIEFS - J. Arenas 3-13; J. Brown 1-0; S. Piscitelli 1-0.
BEARS - D. Hester 3-39.

KICKOFF RETURNS

CHIEFS - D. McCluster 1-23; J. Arenas 1-17.
BEARS - D. Hester 1-23.

INTERCEPTIONS

CHIEFS - B. Carr 1-0; J. McGraw 1-0; J. Arenas 1-0.
BEARS - None.

SACKS

CHIEFS - J. Houston 3-15; J. McGraw 1-13; T. Jackson 1-10; T. Hall 1-4; D. Johnson 1-3.
BEARS - H. Melton 1-10; I. Idonije 1-8.



CHICAGO BEARS 2011 GAME SUMMARIES



Game 13 Broncos 13, Bears 10 (OT) Sports Authority Field (76,487) Sunday, December 11, 2011

CHICAGO	0	0	7	3	0	10
DENVER	0	0	0	10	3	13

BEARS - M. Barber 9 run (R. Gould kick) (6-42, 3:15). **BEARS** - R. Gould 57 FG (7-24, 3:53). **BRONCOS** - D. Thomas 10 pass from T. Tebow (M. Prater kick) (7-63, 2:26). **BRONCOS** - M. Prater 59 FG (8-39, 0:53). **BRONCOS** - M. Prater 59 FG (9-33, 4:13).

	Bears	Broncos
First downs	12	20
Total net yards	245	345
Rushes-yards	38-159	34-124
Att-comp-net	19-12-86	40-21-221
Times thrown-yds lost	4-29	5-15
Int-Total TDs	0-1	1-1
Punts - avg	11-47.8	8-45.4
Penalties-yards	8-69	4-28
Fumbles-lost	1-1	2-1
Time of possession	31:47	34:39

RUSHING

BEARS - M. Barber 27-108, TD; K. Bell 9-40; C. Hanie 2-11.
BRONCOS - T. Tebow 12-49; W. McGahee 17-34; J. Johnson 2-18; L. Ball 1-13; S. Larsen 1-5; D. Thomas 1-5.

RECEIVING

BEARS - K. Bell 5-24; J. Knox 4-37; M. Barber 2-32; R. Williams 2-22.
BRONCOS - D. Thomas 7-78, TD; M. Willis 4-75; L. Ball 4-37; E. Decker 3-33; J. Johnson 2-11; W. McGahee 1-2.

PASSING

BEARS - C. Hanie 19-12-115.
BRONCOS - T. Tebow 40-32-236, TD, INT.

PUNT RETURNS

BEARS - D. Hester 2-36.
BRONCOS - Q. Crosby 8-73.

KICKOFF RETURNS

BEARS - D. Hester 1-25.
BRONCOS - None.

INTERCEPTIONS

BEARS - C. Tillman 1-0.
BRONCOS - None.

SACKS

BEARS - S. Paea 2-2; C. Steltz 1-7; J. Peppers 1-4; H. Melton 1-2.
BRONCOS - D. Williams 2-16; V. Miller 1-8; E. Dumervil 1-5.



Game 14 Seahawks 38, Bears 14 Soldier Field (61,542) Sunday, December 18, 2011

SEATTLE	7	0	17	14	38
CHICAGO	7	7	0	0	14

SEAHAWKS - M. Lynch 2 run (S. Hauschka kick) (5-22, 2:21). **BEARS** - I. Idonije recovers fumble in endzone (R. Gould kick). **BEARS** - K. Bell 25 pass from C. Hanie (R. Gould kick) (10-57, 4:57). **SEAHAWKS** - M. Lynch 3 run (S. Hauschka kick) (5-80, 1:58). **SEAHAWKS** - R. Bryant 20 INT return (S. Hauschka kick). **SEAHAWKS** - S. Hauschka 33 FG (7-39, 3:34). **SEAHAWKS** - M. Robinson 2 pass from T. Jackson (S. Hauschka kick) (6-29, 1:46). **SEAHAWKS** - B. Browner 42 INT return (S. Hauschka kick).

	Seahawks	Bears
First downs	18	13
Total net yards	286	221
Rushes-yards	33-60	31-132
Att-comp-net	31-19-226	25-11-89
Times thrown-yds lost	1-1	4-34
Int-Total TDs	0-5	4-2
Punts - avg	5-40.2	6-39.7
Penalties-yards	6-36	5-45
Fumbles-lost	2-1	1-1
Time of possession	31:37	28:23

RUSHING

SEAHAWKS - M. Lynch 20-42, 2 TDs; J. Forsett 6-12; L. Washington 3-6; G. Tate 1-2; T. Jackson 3-(-2).
BEARS - K. Bell 15-65; C. Hanie 5-34; M. Barber 11-33.

RECEIVING

SEAHAWKS - G. Tate 4-61; Z. Miller 4-23; M. Williams 2-31; D. Butler 2-19; M. Lynch 2-5; B. Obomanu 1-43; C. Morrah 1-21; D. Baldwin 1-13; J. Forsett 1-9; M. Robinson 1-2, TD.
BEARS - K. Bell 5-43, TD; D. Sanzenbacher 2-26; E. Bennett 1-20; J. Knox 1-15; K. Davis 1-10; R. Williams 1-9.

PASSING

SEAHAWKS - T. Jackson 31-19-227, TD.
BEARS - C. Hanie 23-10-111, TD, 3 INTs; J. McCown 2-1-12, INT.

PUNT RETURNS

SEAHAWKS - L. Washington 2-44.
BEARS - E. Bennett 1-7.

KICKOFF RETURNS

SEAHAWKS - L. Washington 1-16.
BEARS - K. Bell 1-25; J. Knox 1-23; D. Hester 1-17; T. Clutts 1-9; M. Spaeth 1-7.

INTERCEPTIONS

SEAHAWKS - B. Browner 1-42, TD; R. Bryant 1-20, TD; E. Thomas 1-11; R. Sherman 1-5.
BEARS - None.

SACKS

SEAHAWKS - C. Clemons 2-21; R. Brock 2-13.
BEARS - J. Peppers 1-1.

2011 GAME SUMMARIES



Game 15 Packers 35, Bears 21 Lambeau Field (70,574) Sunday, December 25, 2011

CHICAGO	0	3	7	11	21
GREEN BAY	7	7	14	7	35

PACKERS - J. Finley 2 pass from A. Rodgers (M. Crosby kick) (9-80, 4:34). **BEARS** - R. Gould 35 FG (9-61, 4:51). **PACKERS** - J. Jones 2 pass from A. Rodgers (M. Crosby kick) (7-65, 1:40). **BEARS** - E. Williams fumble recovery in end zone (R. Gould kick) (6-71, 3:25). **PACKERS** - J. Nelson 55 pass from A. Rodgers (M. Crosby kick) (4-80, 1:33). **PACKERS** - J. Jones 7 pass from A. Rodgers (M. Crosby kick) (12-75, 6:27). **PACKERS** - J. Nelson 2 pass from A. Rodgers (M. Crosby kick) (3-33, 1:02). **BEARS** - K. Davis 1 pass from J. McCown (J. McCown run) (12-67, 6:59). **BEARS** - R. Gould 30 FG (13-78, 3:22).

	Bears	Packers
First downs	24	19
Total net yards	441	363
Rushes-yards	42-199	21-81
Att-comp-net	28-19-242	29-21-282
Times thrown-yds lost	0-0	1-1
Int-Total TDs	2-2	0-5
Punts - avg	2-49.0	4-44.0
Penalties-yards	6-28	0-0
Fumbles-lost	2-0	0-0
Time of possession	35:48	24:12

RUSHING

BEARS - K. Bell 23-121; A. Allen 11-40; J. McCown 8-38.
PACKERS - R. Grant 8-44; A. Rodgers 4-18; J. Starks 6-13; B. Saine 1-8; M. Flynn 2-(-2).

RECEIVING

BEARS - R. Williams 6-81; D. Sanzenbacher 4-51; K. Bell 4-38; K. Davis 3-21, TD; E. Bennett 1-49; T. Clutts 1-2.
PACKERS - J. Nelson 6-115, 2 TDs; J. Jones 4-50, 2 TDs; J. Finley 3-20, TD; R. Grant 2-34; D. Driver 2-29; R. Cobb 2-22, T. Crabtree 1-7; J. Starks 1-6.

PASSING

BEARS - J. McCown 28-19-242, TD, 2 INTs.
PACKERS - A. Rodgers 29-21-283, 5 TDs.

PUNT RETURNS

BEARS - D. Hester 2-7.
PACKERS - R. Cobb 1-8.

KICKOFF RETURNS

BEARS - D. Hester 5-117.
PACKERS - R. Cobb 1-34.

INTERCEPTIONS

BEARS - None.
PACKERS - C. Peprah 1-21; C. Matthews 1-2.

SACKS

BEARS - C. Tillman 1-1.
PACKERS - None.



Game 16 Bears 17, Vikings 13 Mall of America Field (62,867) Sunday, January 1, 2012

CHICAGO	0	14	0	3	17
MINNESOTA	10	3	0	0	13

VIKINGS - R. Longwell 26 FG (8-41, 3:38). **VIKINGS** - P. Harvin 5 run (R. Longwell kick) (3-18, 0:43). **BEARS** - R. Williams 22 pass from J. McCown (R. Gould kick) (8-90, 4:23). **BEARS** - C. Tillman 22 interception return (R. Gould kick). **VIKINGS** - R. Longwell 26 FG (9-71, 3:17). **BEARS** - R. Gould 27 FG (15-65, 7:19).

	Bears	Vikings
First downs	10	16
Total net yards	209	301
Rushes-yards	25-92	27-79
Att-comp-net	25-15-117	42-21-222
Times thrown-yds lost	7-43	2-6
Int-Total TDs	1-2	3-1
Punts - avg	7-47.9	6-46.0
Penalties-yards	4-20	5-38
Fumbles-lost	4-2	1-0
Time of possession	28:46	31:14

RUSHING

BEARS - K. Bell 17-54; J. McCown 4-30; A. Allen 4-8.
VIKINGS - T. Gerhart 15-67; P. Harvin 5-13, TD; J. Webb 4-2; C. Kluwe 1-0; L. Booker 2-(-3).

RECEIVING

BEARS - K. Bell 5-28; R. Williams 4-60, TD; E. Bennett 3-31; D. Sanzenbacher 2-27; D. Hester 1-14.
VIKINGS - P. Harvin 10-115; D. Aromashodu 3-53; L. Booker 3-33; K. Rudolph 3-15; G. Camarillo 1-9; T. Gerhart 1-3.

PASSING

BEARS - J. McCown 25-15-160, TD, INT.
VIKINGS - J. Webb 32-17-200, 2 INTs; C. Ponder 10-4-28, INT.

PUNT RETURNS

BEARS - D. Hester 2-4.
VIKINGS - None.

KICKOFF RETURNS

BEARS - D. Hester 2-22; A. Allen 1-17.
VIKINGS - M. Sherels 2-58.

INTERCEPTIONS

BEARS - C. Tillman 1-22, TD; T. Jennings 1-1; D. Moore 1-1.
VIKINGS - C. Griffin 1-0.

SACKS

BEARS - I. Idonije 1-3; J. Peppers 1-3.
VIKINGS - J. Allen 3.5-19.5; C. Greenway 1-4; B. Robison 1-8; K. Williams 1-10; E. Henderson 0.5-1.5.



CHICAGO BEARS 2011 NFL STANDINGS

NATIONAL FOOTBALL CONFERENCE

North Division

	W	L	T	Pct.	PF	PA
Green Bay-z	15	1	0	.938	560	359
Detroit-y	10	6	0	.625	474	387
CHICAGO	8	8	0	.500	353	341
Minnesota	3	13	0	.188	340	449

East Division

N.Y. Giants-z	9	7	0	.563	394	400
Philadelphia	8	8	0	.500	396	328
Dallas	8	8	0	.500	369	347
Washington	5	11	0	.313	288	367

South Division

New Orleans-z	13	3	0	.813	547	339
Atlanta-y	10	6	0	.625	402	350
Tampa Bay	6	10	0	.375	406	429
Carolina	4	12	0	.250	287	494

West Division

San Francisco-z	13	3	0	.813	380	229
Arizona	8	8	0	.500	312	348
Seattle	7	9	0	.438	321	315
St. Louis	2	14	0	.125	193	407

z-Division Winner

AMERICAN FOOTBALL CONFERENCE

North Division

	W	L	T	Pct.	PF	PA
Baltimore-z	12	4	0	.750	378	266
Pittsburgh-y	12	4	0	.750	325	227
Cincinnati-y	9	7	0	.563	344	323
Cleveland	4	12	0	.250	218	307

East Division

New England-z	13	3	0	.813	513	342
N.Y. Jets	8	8	0	.500	377	363
Miami	6	10	0	.375	329	313
Buffalo	6	10	0	.375	372	434

South Division

Houston-z	10	6	0	.625	381	278
Tennessee	9	7	0	.563	325	317
Jacksonville	5	11	0	.313	243	329
Indianapolis	2	14	0	.125	243	430

West Division

Denver-z	8	8	0	.500	309	390
San Diego	8	8	0	.500	406	377
Oakland	8	8	0	.500	359	433
Kansas City	7	9	0	.438	212	338

y-Wild Card qualifier for playoffs

2011 NFL POST-SEASON

Home team in CAPS

NFC Wild Card Playoff Games

NEW ORLEANS 45, Detroit 28
NY GIANTS 24, Atlanta 2

NFC Divisional Playoff Games

NY Giants 37, GREEN BAY 20
SAN FRANCISCO 36, New Orleans 32

NFC Championship Game

NY Giants 20, SAN FRANCISCO 17 (ot)

AFC Wild Card Playoff Games

DENVER 29, Pittsburgh 23 (ot)
HOUSTON 31, Cincinnati 10

AFC Divisional Playoff Games

BALTIMORE 20, Houston 13
NEW ENGLAND 45, Denver 10

AFC Championship Game

NEW ENGLAND 23, Baltimore 20

AFC-NFC PRO BOWL at Aloha Stadium, Honolulu, Hawaii

AFC 59, NFC 41

SUPER BOWL XLVI at Lucas Oil Stadium, Indianapolis, Indiana

New York Giants (NFC) 21, New England Patriots (AFC) 17

- San Francisco wins tie break over New Orleans based on best win percentage in conference games.
- Atlanta wins tie break over Detroit based on head-to-head win percentage.
- Baltimore wins tie break over Pittsburgh based on head-to-head win percentage.
- Denver wins tie break over Oakland and San Diego based on best win percentage in common games.
- Cincinnati wins tie break over Tennessee based on head-to-head win percentage.



CHICAGO BEARS **RECORDS**



CHICAGO BEARS THE LAST TIME...

Blocked Extra Point

- By Bears — Israel Idonije, at Buffalo, 11/7/10 (Rian Lindell kicker)
- By Opp. — Dale Carter, at Kansas City, 11/21/93 (Kevin Butler kicker)

Deflected Field Goal (kick is missed but advances beyond line of scrimmage)

- By Bears — Danieal Manning, at Detroit, 9/30/07 (Jason Hanson 39-yard attempt)
- By Opp. — Bryan Thomas, vs. New York Jets, 12/26/10 (Robbie Gould 37-yard attempt; Good)

Blocked Field Goal

- By Bears — Julius Peppers, vs. Green Bay, 9/27/10 (Mason Crosby 37-yard attempt)
- By Opp. — Craig Terrill, vs. Seattle, 10/17/10 (Robbie Gould 54-yard attempt)

Blocked Field Goal for TD

- By Bears — Virgil Livers, vs. Oakland, 10/1/78 (Mike Spivey returned 71 yards for TD)
- By Opp. — Shaun Rogers, vs. Detroit, 9/12/04 (Bracy Walker returned 92 yards for TD)

Blocked Punt

- By Bears — Craig Steltz, vs. Minnesota, 10/19/08 (punter Chris Kluwe)
- By Opp. — Jim Kleinsasser, at Minnesota, 1/1/06 (punter Brad Maynard)

Blocked Punt for TD

- By Bears — Garrett Wolfe, vs. Minnesota, 10/19/08 (Blocked by Craig Steltz; Returned 17 yards for TD)
- By Opp. — Eric Howard, vs. New York Giants, 9/14/87 (Tom Flynn recovered in end zone)

Deflected Punt (punt advances beyond line of scrimmage)

- By Bears — Never
- By Opp. — David Tyree, vs. New York Giants, 12/02/07 (punter Brad Maynard)

Fake Field Goal for TD

- By Bears — Brad Maynard 12-yard pass to Dustin Lyman, at Green Bay, 12/1/02
- By Opp. — John Kidd 2-yard run, at San Diego, 11/14/93

Fumble Returned for TD

- By Bears — Israel Idonije, vs. Seattle, 12/18/11 (recovered fumble by Tarvaris Jackson in end zone)
- By Opp. — Brian Rolle, at Philadelphia, 11/7/11 (22 yards)

Intercepted Pass Returned for TD

- By Bears — Charles Tillman, at Minnesota, 1/1/12 (22 yards)
- By Opp. — Brandon Browner, vs. Seattle, 12/18/11 (42 yards)

Kickoff Returned for TD

- By Bears — Devin Hester, vs. Minnesota, 10/6/11 (98 yards)
- By Opp. — Casey FitzSimmons, at Detroit, 9/30/07 (41 yards)

Linebacker Scored TD

- By Bears — Brian Urlacher, vs. Atlanta, 9/11/11 (12-yard fumble return)
- By Opp. — Brian Rolle, at Philadelphia, 11/7/11 (22-yard fumble return)

Missed Extra Point (kick not blocked)

- By Bears — Robbie Gould, at Pittsburgh, 12/11/05 (wide left)
- By Opp. — Shane Graham, vs. New England, 12/12/10 (wide right)

Missed Field Goal Returned

- By Bears — Devin Hester, at N.Y. Giants, 11/12/06, 108 yds. (TD)
- Nathan Vasher, vs. San Francisco, 11/13/05, 108 yds. (TD)
- By Opp. — Antrel Rolle, vs. Arizona, 11/8/09, 59 yds.

Offensive Lineman Caught a Pass

- By Bears — Chris Williams, vs. Washington, 10/24/10 (4 yards)
- By Opp. — Chris Hinton, vs. Atlanta, 10/3/93 (-8 yards)

* NFL Record

† Tied NFL Record

Regular season games only

Quarterback Caught a Pass

- By Bears — Rex Grossman from Thomas Jones, at Green Bay, 9/10/06 (-4 yards)
- By Opp. — Michael Vick from Vick (tipped by Alex Brown), vs. ATL, 12/18/05 (-14 yards)

Offensive Lineman Scored TD

- By Bears — Edwin Williams, at Green Bay, 12/25/11 (fumble recovery in end zone)
- By Opp. — None since at least 1962

Defensive Lineman Scored TD

- By Bears — Israel Idonije (DE), vs. Seattle, 12/18/11 (recovered fumble in end zone)
- By Opp. — Red Bryant (DE), vs. Seattle, 12/18/11 (20-yard interception return)

Muff Recovered for TD

- By Bears — Zackary Bowman, vs. Minnesota, 10/19/08 (muffed punt recovered in end zone)
- By Opp. — Never

Punt Returned for TD

- By Bears — Devin Hester, at Minnesota, 12/20/10 (64 yards)
- By Opp. — Dez Bryant, at Dallas, 9/19/10 (62 yards)

Recovered Own Onside Kick

- By Bears — Ahmad Merritt, vs. Green Bay, 9/29/03 (4th quarter, Paul Edinger kicker)
- By Opp. — Jack Brewer, at NY Giants, 11/7/04 (4th quarter, Steve Christie kicker)

Two-Point Conversion

- By Bears — Josh McCown run, at Green Bay, 12/25/11
- By Opp. — Greg Jennings pass from Aaron Rodgers, vs. Green Bay, 12/13/09

Safety

- By Bears — TEAM (Penalty on Jahri Evans in end zone), vs. New Orleans, 12/30/07
- By Bears — Stephen Paea, vs. Minnesota, 10/16/11 (sacked Donovan McNabb in end zone)
- By Opp. — TEAM (Brad Maynard ran out of end zone), at Washington, 12/23/01
- By Opp. — Ronde Barber, at Tampa Bay, 10/23/11 (tackled Matt Forte in end zone)

Shutout

- By Bears — 16-0 at Miami, 11/18/10
- By Opp. — 15-0 vs. Tampa Bay, 12/29/02

3 TDs

- By Bears — Greg Olsen, vs. Arizona, 11/8/09 (3 receiving)
- By Opp. — Jermichael Finley, vs. Green Bay, 9/25/11 (3 receiving)

3 TDs Rushing

- By Bears — Rashaan Salaam, vs. Tampa Bay, 12/17/95
- By Opp. — Adrian Peterson, vs. Minnesota, 10/14/07

3 TDs Receiving

- By Bears — Greg Olsen, vs. Arizona, 11/8/09
- By Opp. — Jermichael Finley, vs. Green Bay, 9/25/11

3 TD Passes

- By Bears — Jay Cutler, vs. New York Jets, 12/26/10
- By Opp. — Aaron Rodgers, at Green Bay, 12/25/11 (5 TDs)

4 TDs Rushing

- By Bears — Bobby Douglass, at Green Bay, 11/4/73
- By Opp. — Jim Taylor, vs. Green Bay, 11/4/62

4 TDs Receiving

- By Bears — Mike Ditka, at LA Rams, 10/13/63
- By Opp. — Never



CHICAGO BEARS THE LAST TIME...

4 TD Passes

- By Bears — Jay Cutler, vs. Philadelphia, 11/28/10
- By Opp. — Aaron Rodgers, at Green Bay, 12/25/11 (5 TDs)

4 Field Goals

- By Bears — Robbie Gould, at Minnesota, 12/20/10 (4 for 4)
- By Opp. — David Akers, vs. Philadelphia, 11/28/10 (4 for 4)

5 TD Passes

- By Bears — Ray Buivid, vs. Chicago Cardinals, 12/5/37
- By Opp. — Aaron Rodgers, at Green Bay, 12/25/11

5 Field Goals

- By Bears — Mac Percival, at Philadelphia, 10/20/68 (5 for 5)
- By Opp. — Sebastian Janikowski, at Oakland, 11/27/11 (6 for 6)

100-yards Rushing

- By Bears — Kahlil Bell, at Green Bay, 12/25/11 (121 yards on 23 carries; 5.3 ypc)
- By Opp. — Jahvid Best, at Detroit, 10/10/11 (163 yards on 12 carries; 13.6 ypc)

100-yards Receiving

- By Bears — Johnny Knox, at Oakland, 11/27/11 (145 yards on 4 receptions; 36.3 ypc)
- By Opp. — Percy Harvin, at Minnesota, 1/1/12 (115 yards on 10 receptions; 11.5 ypc)

10 Catches

- By Bears — Matt Forté (10-117), at New Orleans, 9/18/11
- By Opp. — Percy Harvin (10-115), at Minnesota, 1/1/12

100-yards Rushing and Receiving

- By Bears — Walter Payton (104 rushing, 102 receiving), at LA Rams, 12/26/82
- By Opp. — Pierre Thomas (105 rushing, 121 receiving), vs. New Orleans, 12/30/07

100-Yards Rushing and Receiving (two players)

- By Bears — Thomas Jones (113 rushing) and Muhsin Muhammad (123 receiving), at N.Y. Giants, 11/12/06
- By Opp. — Jahvid Best (163 rushing) and Calvin Johnson (130 receiving) at Detroit, 10/10/11

10 Receptions and 10 Carries

- By Bears — Matt Forté, at New Orleans, 9/18/11 (10 carries, 10 receptions)
- By Opp. — Pierre Thomas, vs. New Orleans, 12/30/07 (20 carries, 12 receptions)

Two 100-yard Rushers

- By Bears — Walter Payton (107) and Matt Suhey (102), vs. Detroit, 11/10/85
- By Opp. — Norris Weese (120) and Ottis Armstrong (116), vs. Denver, 12/12/76

Two 100-yard Receivers

- By Bears — Marty Booker (10-157) and Dez White (8-106), vs. Detroit, 11/24/02
- By Opp. — Deion Branch (8-151) and Wes Welker (8-115), vs. New England, 12/12/10

Two 10 Catch Receivers

- By Bears — Marcus Robinson (11-170) and Bobby Engram (10-94), vs. Detroit, 12/19/99
- By Opp. — Warrick Dunn (12-138) and Keyshawn Johnson (12-89), at Tampa Bay, 11/18/01

Three 100-yard Receivers

- By Bears — Never
- By Opp. — George Farmer (9-183), Preston Dennard (5-122), Wendell Tyler (8-102), at LA Rams, 12/26/82

200 yards Rushing

- By Bears — Matt Forté, vs. Carolina, 10/2/11 (205 yards on 25 carries; 8.2 ypc)
- By Opp. — Adrian Peterson, vs. Minnesota, 10/14/07 (224 yards on 20 carries; 11.2 ypc)

200 yards Receiving

- By Bears — Johnny Morris, at Dallas, 11/18/62 (201 yards on 10 receptions)
 By Opp. — Terrell Owens, at San Francisco, 12/17/00 (283 yards on 20 receptions)*

300 yards Passing

- By Bears — Jay Cutler vs. Green Bay, 9/25/11 (21 of 37 for 302; 2 TDs, 2 INTs)
 By Opp. — Carson Palmer, at Oakland, 11/27/11 (37 of 21 for 301; 0 TDs, 1 INT)

400 yards Passing

- By Bears — Jim Miller, vs. Minnesota, 11/14/99 (34 of 48 for 422 yards; 3 TDs, 1 INT)
 By Opp. — Brian Griese, vs. Tampa Bay, 9/21/08 (38 of 67 for 407; 2 TDs, 3 INTs)

Back-to-back 100-yard Rushing Games

- By Bears — Matt Forté, at TB, 10/23/11 (145 - 25 carries; 5.8 ypc); at Philadelphia, 11/7/11 (133 - 24, 5.5 ypc)
 By Opp. — Steven Jackson, vs. St. Louis, 12/6/09 (112 - 28 carries; 4.0 ypc); Ryan Grant, vs. Green Bay, 12/13/09 (137 - 20, 6.9 ypc)

Back-to-back 100-yard Receiving Games

- By Bears — Marcus Robinson, vs. Minnesota, 11/14/99 (7-148); at SD, 11/21/99 (6-163)
 By Opp. — Jordy Nelson, at Green Bay, 12/25/11 (6-115); Percy Harvin, at Minnesota, 1/1/12 (10-115)

Back-to-back 300-yard Passing Games

- By Bears — Jay Cutler, vs. Arizona, 11/8/09 (369); at San Francisco, 11/12/09 (307)
 By Opp. — Tony Romo at Dallas, 9/19/10 (374); Aaron Rodgers, vs. Green Bay, (316)

Won in Regulation by Scoring Go-Ahead Points in the Last 2 Minutes

- By Bears — 9/27/10 vs. Packers (20-17, R. Gould FG with :04 remaining)
 By Opp. — 9/13/09 at Packers (21-15, G. Jennings 50-yd TD pass from A. Rodgers with 1:11 remaining)

Sent Game to Overtime by Scoring in the Last Two Minutes of Regulation

- By Bears — 12/11/08 vs. New Orleans (R. Gould 28-yd FG with :00 remaining; CHI won 27-24 in OT)
 By Opp. — 12/11/11 at Denver (M. Prater 59-yd FG with :03 remaining; DEN won 13-10 in OT)

Did Not Allow Opponent to Score a Touchdown (non-shutout)

- By Bears — 10/10/10 at Carolina (held Carolina to 2 FGs; 23-6 CHI)
 By Opp. — 12/4/11 vs. Kansas City (held Chicago to 1 FG; 10-3 KC)

Won By 20-or-More Points

- By Bears — 11/13/11 vs. Detroit (24 points; 37-13)
 By Opp. — 12/12/10 vs. New England (29 points; 36-7)

Won Game After Trailing by 20-or-More Points

- By Bears — 10/16/06 at Arizona (24-23 after trailing 20-0 and 23-3)
 By Opp. — 11/10/02 vs. New England (33-30 after trailing 27-6)

Won After Trailing By 10-Plus Points in 4th Quarter

- By Bears — 11/25/07 vs. Denver (37-34 in OT after trailing by 14, 34-20)
 By Opp. — 12/11/11 at Denver (13-10 in OT after trailing by 10, 10-0)

Scored Touchdowns on Offense, Defense and Special Teams

- By Bears — 11/13/11 vs. Detroit (1 offense; 2 defense; 1 special teams; 37-13 CHI)
 By Opp. — 9/30/07 at Detroit (3 offense; 1 defense; 1 special teams; 37-27 DET)

No Turnovers and No Sacks Allowed

- By Bears — 12/23/07 vs. Green Bay
 By Opp. — 10/17/10 vs. Seattle



CHICAGO BEARS ROOKIE SEASON RECORDS

SCORING

Points

- *144 Kevin Butler, 1985 (51 XPs, 31 FGs)
- 132 Gale Sayers, 1965 (22 TDs)
- 84 Paul Edinger, 2000 (21 XPs, 21 FGs)

Touchdowns

- *22 Gale Sayers, 1965
- 12 **Matt Forté**, 2008
- Mike Ditka, 1961
- Harlon Hill, 1954

Field Goals

- 31 Kevin Butler, 1985
- 21 **Robbie Gould**, 2005
- Paul Edinger, 2000

RUSHING

Attempts

- 316 **Matt Forté**, 2008
- 296 Rashaan Salaam, 1995
- 278 Anthony Thomas, 2001

Yards

- 1,238 **Matt Forté**, 2008
- 1,183 Anthony Thomas, 2001
- 1,074 Rashaan Salaam, 1995

Touchdowns

- 14 Gale Sayers, 1965
- 10 Rashaan Salaam, 1995
- 8 **Matt Forté**, 2008
- Hugh Gallarneau, 1941
- Beattie Feathers, 1934



Matt Forté



Brian Urlacher

PASSING

Attempts

- 368 Kyle Orton, 2005
- 235 Cade McNown, 1999
- 210 Jim McMahon, 1982

Completions

- 190 Kyle Orton, 2005
- 127 Cade McNown, 1999
- 120 Jim McMahon, 1982

Yards

- 1,869 Kyle Orton, 2005
- 1,501 Jim McMahon, 1982
- 1,465 Cade McNown, 1999

Touchdowns

- 9 Kyle Orton, 2005
- Jim McMahon, 1982
- 8 Cade McNown, 1999
- Zeke Bratkowski, 1954

Interceptions

- 17 Zeke Bratkowski, 1954
- 13 Kyle Orton, 2005
- 11 Bob Avellini, 1975

* NFL Record

† Tied NFL Record

RECEIVING

Receptions

- 63 **Matt Forté**, 2008
- 56 Mike Ditka, 1961
- 45 **Johnny Knox**, 2009
- Harlon Hill, 1954

Yards

- 1,124 Harlon Hill, 1954
- 1,076 Mike Ditka, 1961
- 836 Willie Gault, 1983

Touchdowns

- 12 Mike Ditka, 1961
- Harlon Hill, 1954
- 8 Willie Gault, 1983

SACKS

- 12.0 Mark Anderson, DE, 2006
- 9.0 Wally Chambers, DT, 1973#
- 8.0 **Brian Urlacher**, LB, 2000

All sack statistics prior to 1982 are unofficial.

INTERCEPTIONS

- 10 Mark Carrier, 1990
- 8 Johnny Lujack, 1948
- 7 Charlie Sumner, 1955

PUNTS

Punts

- 83 Dave Finzer, 1984
- 57 Fred Morrison, 1950
- 55 Todd Sauerbrun, 1995



Johnny Knox



Devin Hester

Average

- 44.8 George Gulyanics, 1947
- 43.3 Sid Luckman, 1939
- Fred Morrison, 1950

PUNT RETURNS

Returns

- *57 Lew Barnes, 1986
- 47 **Devin Hester**, 2006
- 43 Jeff Fisher, 1981

Yards

- 600 **Devin Hester**, 2006
- 509 Jeff Fisher, 1981
- 482 Lew Barnes, 1986

Touchdowns

- 3 **Devin Hester**, 2006
- 1 Four; Last: Johnny Bailey, 1990

KICKOFF RETURNS

Returns

- 32 **Johnny Knox**, 2009
- 29 Brian Baschnagel, 1976
- 27 Ike Hill, 1973

Yards

- 927 **Johnny Knox**, 2009
- 754 Brian Baschnagel, 1976
- 660 Gale Sayers, 1965

Touchdowns

- 2 **Devin Hester**, 2006
- 1 Four; Last: **Johnny Knox**, 2009



CHICAGO BEARS INDIVIDUAL RECORDS

SERVICE

PLAYER

Pro Bowls (years are when Pro Bowl was played)

- 10 Mike Singletary, 1984-93
- 9 Walter Payton, 1976; 78-81; 84-87
- 8 **Brian Urlacher**, 2001-04; 06-07; 11-12
- Dick Butkus, 1966-73
- Doug Atkins, 1958-64; 66
- Bill George, 1955-62

Seasons

- 14 **Patrick Mannelly**, 1998-2011
- Doug Buffone, 1966-79
- Bill George, 1952-65
- 13 Olin Kreutz, 1998-2010
- Keith Van Horne, 1981-93
- Steve McMichael, 1981-93
- Walter Payton, 1975-87
- Jim Osborne, 1972-84
- Clyde (Bulldog) Turner, 1940-52
- George Trafton, 1920-32

Games

- 215 **Patrick Mannelly**, 1998-2011
- 191 Olin Kreutz, 1998-2010
- Steve McMichael, 1981-93

Starts

- 184 Walter Payton, 1975-87
- 183 Olin Kreutz, 1998-2010
- 172 Mike Singletary, 1981-92

Consecutive games

- 191 Steve McMichael, 1981-93
- 186 Walter Payton, 1975-87
- 179 Mike Hartenstine, 1975-86

COACH

Seasons

- *40 George Halas, 1920-29, 1933-42, 1946-55, 1958-67
- 11 Mike Ditka, 1982-92
- 8 **Lovie Smith**, 2004-11
- 7 Dave Wannstedt, 1993-98
- 5 Dick Jauron, 1999-2003
- 4 Neill Armstrong, 1978-81
- Jim Dooley, 1968-71
- (Hunk) Anderson / Luke Johnsos
- co-coaches, 1942-45

Consecutive seasons

- 11 Mike Ditka, 1982-92
- 10 George Halas, 1958-67
- George Halas, 1946-55
- George Halas, 1933-42
- George Halas, 1920-29
- 8 **Lovie Smith**, 2004-2011
- 6 Dave Wannstedt, 1993-98

SCORING

POINTS

Lifetime

- 1,116 Kevin Butler, 1985-95 (387 XP, 243 FG)
- 806 **Robbie Gould**, 2005-11 (245 XP, 187 FG)
- 750 Walter Payton, 1975-87 (125 TD)

Season

- 144 Kevin Butler, 1985 (51 XP, 31 FG)
- 143 **Robbie Gould**, 2006 (47 XP, 32 FG)
- 132 Gale Sayers, 1965 (22 TD)

Game

- 36 Gale Sayers, vs. SF, 12/12/65 (6 TD)
- 24 Last: Bobby Douglass, at GB, 11/4/73

Consecutive games

- 109 **Robbie Gould**, 10/9/05-current
- 83 George Blanda, 10/28/51-11/9/58
- 66 Kevin Butler, 9/9/90-9/12/94



Robbie Gould

TOUCHDOWNS

(Rushes, receptions, & returns)

Lifetime

- 125 Walter Payton, 1975-87 (110-15-0)
- 71 Neal Anderson, 1986-93 (51-20-0)
- 59 Rick Casares, 1955-64 (49-10-0)

Season

- 22 Gale Sayers, 1965 (14-6-2)
- 16 Walter Payton, 1977; 1979 (14-2-0)
- 15 Neal Anderson, 1989 (11-4-0)

Game

- *6 Gale Sayers, vs. SF, 12/12/65 (4-1-1)
- 4 Last: Bobby Douglass, at GB, 11/4/73 (4-0-0)

Consecutive games

- 8 Rick Casares, 11/1/59-9/25/60
7 Last: Curtis Conway, 9/24-11/12/95

EXTRA POINTS MADE**Lifetime**

- 387 Kevin Butler, 1985-95
247 George Blanda, 1949-58
245 **Robbie Gould**, 2005-11
Bob Thomas, 1975-84

Season

- 52 Roger Leclerc, 1965
51 Kevin Butler, 1985
47 **Robbie Gould**, 2006

Game

- 8 Bob Snyder, at NYG, 11/14/43
7 Last: Bob Thomas, vs. GB, 12/7/80

EXTRA POINT ATTEMPTS**Lifetime**

- 397 Kevin Butler, 1985-95
268 Bob Thomas, 1975-84
250 George Blanda, 1949-58

Season

- 52 Roger Leclerc, 1965
Ray (Scooter) McLean, 1947
51 Kevin Butler, 1985
47 **Robbie Gould**, 2006
George Blanda, 1956

Game

- 9 Bob Thomas, vs. GB, 12/7/80
8 Roger Leclerc, at BAL, 11/25/62
George Blanda, vs. BAL, 10/21/56
Bob Snyder, at NYG, 11/14/43

CONSECUTIVE EXTRA POINTS**Lifetime**

- 231 **Robbie Gould**, 12/18/05-current
156 George Blanda, 10/28/51 - 10/21/56
143 Mac Percival, 11/19/67 - 11/4/73

Season

- 52 Roger Leclerc, 1965
51 Kevin Butler, 1985
47 **Robbie Gould**, 2006

Game

- 8 Bob Snyder, at NYG, 11/14/43
7 Last: Bob Jencks, at LA Rams, 10/13/63

FIELD GOALS MADE**Lifetime**

- 243 Kevin Butler, 1985-95
187 **Robbie Gould**, 2005-11
128 Bob Thomas, 1975-84

Season

- 32 **Robbie Gould**, 2006
31 **Robbie Gould**, 2007
Kevin Butler, 1985
28 **Robbie Gould**, 2011
Kevin Butler, 1986

Game

- 5 Mac Percival, at PHI, 10/20/68
Roger Leclerc, vs. DET, 12/3/61
4 Last: **Robbie Gould**, at MIN, 12/20/10

Long

- 57 **Robbie Gould**, at DEN, 12/11/11
55 Kevin Butler, at TB, 12/12/93
Kevin Butler, vs. MIN, 10/25/93
Bob Thomas, at LA Rams, 11/23/75
54 Last: **Robbie Gould**, at DET, 12/5/10

50+ Yards (lifetime)

- 16 Kevin Butler, 1985-95
13 Paul Edinger, 2000-04
11 **Robbie Gould**, 2005-11

50+ Yards (season)

- 6 **Robbie Gould**, 2011
5 Paul Edinger, 2002
Kevin Butler, 1993
4 Kevin Butler, 1990

FIELD GOAL ATTEMPTS**Lifetime**

- 333 Kevin Butler, 1985-95
218 **Robbie Gould**, 2005-11
205 Bob Thomas, 1975-84

Season

- 41 Kevin Butler, 1986
38 Kevin Butler, 1985
37 Kevin Butler, 1990

Game

- 7 Roger Leclerc, vs. GB, 11/17/63
6 Last: Kevin Butler, at GB, 11/8/87
5 Last: **Robbie Gould**, vs. PHI, 11/22/09

* NFL Record

† Tied NFL Record



CHICAGO BEARS INDIVIDUAL RECORDS

CONSECUTIVE FIELD GOALS

Lifetime

- 26 **Robbie Gould**, 12/25/05 - 11/19/06
- 24 Kevin Butler, 10/16/88 - 12/3/89
- 21 Jeff Jaeger, 11/3/96 - 11/16/97

Game (no misses)

- 5 Mac Percival, at PHI, 10/20/68
Roger Leclerc, vs. DET, 12/3/61
- 4 Last: **Robbie Gould**, at MIN, 12/20/10

Games

- 22 **Robbie Gould**, 10/23/05 - 11/26/06
- 16 **Robbie Gould**, 11/11/07 - 11/6/08
- 13 Kevin Butler, 9/9 - 12/9/90
Kevin Butler, 11/10/85 - 10/12/86

FIELD GOAL PCT.

Lifetime (25+ attempts)

- 85.8 **Robbie Gould**, 2005-11 (187-of-218)
- 75.9 Jeff Jaeger, 1996-99 (63-of-83)
- 75.3 Paul Edinger, 2000-04 (110-of-146)

Season (10+)

- 89.7 **Robbie Gould**, 2008 (26-of-29)
- 88.9 **Robbie Gould**, 2006 (32-of-36)
- 87.5 **Robbie Gould**, 2011 (28-of-32)

MISSED FIELD GOAL RETURNS

Touchdowns

- 1 Nathan Vasher, vs. SF, 11/13/05 (108 yards)
- Devin Hester**, at NYG, 11/12/06 (108 yards)

TWO-POINT CONVERSIONS (Since 1994)

Lifetime

- 2 **Matt Forté**, 2008-11
- 1 17 times, Last: **Josh McCown**, 2011

Season (same as "Lifetime")

- 1 19 times, Last: **Josh McCown**, 2011

Game (same as "Lifetime")

SAFETIES

Lifetime

- 3 Steve McMichael, 1981-93

NET YARDS

(Rushes, receptions, & returns)

ATTEMPTS

Lifetime

- 4,368 Walter Payton, 1975-87
- 1,619 Neal Anderson, 1986-93
- 1,579 Rick Casares, 1955-64

Season

- 427 Walter Payton, 1984
- 402 Walter Payton, 1979
- 383 Walter Payton, 1978

Game

- 41 Walter Payton, vs. MIN, 11/20/77;
at BUF, 10/7/79
- 40 James Allen, vs. NE, 12/10/00
Walter Payton, at DAL, 11/26/81
- 39 Walter Payton, vs. SD, 10/25/81

YARDS

Lifetime

- 21,803 Walter Payton, 1975-87
- 9,435 Gale Sayers, 1965-71
- 8,929 Neal Anderson, 1986-93

Season

- 2,440 Gale Sayers, 1966
- 2,272 Gale Sayers, 1965
- 2,216 Walter Payton, 1977

Game

- 339 Gale Sayers, vs. MIN, 12/18/66
- 336 Gale Sayers, vs. SF, 12/12/65
- 317 **Devin Hester**, at DET, 9/30/07

RUSHING

ATTEMPTS

Lifetime

- 3,838 Walter Payton, 1975-87
- 1,515 Neal Anderson, 1986-93
- 1,386 Rick Casares, 1955-64

Season

- 381 Walter Payton, 1984
- 369 Walter Payton, 1979
- 339 Walter Payton, 1977; 1981

INJURED RESERVE

Chicago finished the 2011 season with 10 players on the team's Injured Reserve list, the most since the 2007 squad ended the season with 13 players on IR. The following is a year-by-year breakdown (since 2000) of the number of Bears players to conclude their seasons on Injured Reserve.

2011: 10
2010: 2
2009: 8
2008: 8

2007: 13
2006: 7
2005: 7
2004: 12

2003: 10
2002: 11
2001: 1
2000: 15

INDIVIDUAL RECORDS

Game

- 40 Walter Payton, vs. MIN, 11/20/77
- 39 Walter Payton, at BUF, 10/7/79
- 38 Walter Payton, at DAL, 11/26/81

YARDS GAINED

Lifetime

- 16,726 Walter Payton, 1975-87
- 6,166 Neal Anderson, 1986-93
- 5,657 Rick Casares, 1955-64

Season

- 1,852 Walter Payton, 1977
- 1,684 Walter Payton, 1984
- 1,610 Walter Payton, 1979

Game

- 275 Walter Payton, vs. MIN, 11/20/77
- 205 **Matt Forté**, vs. CAR, 10/2/11
- Walter Payton, at GB, 10/30/77
- Gale Sayers, at GB, 11/3/68

Long

- 86 Bill Osmanski, (TD) 10/15/39
- 85 Pete Stinchcomb, (TD) 11/20/21
- 82 Beattie Feathers, (TD) 10/10/34

1,000 YARDS

Seasons

- 10 Walter Payton, 1976-81, 1983-86
- 3 Neal Anderson, 1988-90
- 2 **Matt Forté**, 2008, 2010
- Thomas Jones, 2005-06
- Anthony Thomas, 2001, 2003
- Gale Sayers, 1966, 1969

Consecutive seasons

- 6 Walter Payton, 1976-81
- 4 Walter Payton, 1983-86
- 3 Neal Anderson, 1988-90

200-YARD GAMES

Lifetime

- 2 Walter Payton, 1975-87
- 1 **Matt Forté**, 2008-11
- Gale Sayers, 1965-71

Season

- 2 Walter Payton, 1977
- 1 **Matt Forté**, 2011
- Gale Sayers, 1968

100-YARD GAMES

Lifetime

- 77 Walter Payton, 1975-87
- 20 Gale Sayers, 1965-71
- 14 Neal Anderson, 1986-93

Season

- 10 Walter Payton, 1977, 1985
- 9 Walter Payton, 1979, 1984
- 8 Walter Payton, 1980

Consecutive games

- 10 Walter Payton, 10/13-12/8/85
- 6 Walter Payton, 9/9-10/14/84
- 5 Walter Payton, 11/13-12/11/77

AVERAGE GAIN

Lifetime (250+ attempts)

- 6.6 Bobby Douglass, 1969-75
- 5.8 Beattie Feathers, 1934-37
- 5.0 Gale Sayers, 1965-71

Season (100+)

- *8.4 Beattie Feathers, 1934
- 6.9 Bobby Douglass, 1972
- 6.2 Gale Sayers, 1968

Game (10+)

- 11.8 Joe Maniaci, at PIT, 10/2/39
- 11.6 Gale Sayers, vs. MIN, 12/18/66
- 11.2 Rick Casares, vs. DET, 12/16/56

TOUCHDOWNS

Lifetime

- 110 Walter Payton, 1975-87
- 51 Neal Anderson, 1986-93
- 49 Rick Casares, 1955-64

Season

- 14 Walter Payton, 1977; 1979
- Gale Sayers, 1965
- 13 Walter Payton, 1976
- 12 Neal Anderson, 1988
- Rick Casares, 1956

Game

- 4 Bobby Douglass, at GB, 11/4/73
- Gale Sayers, vs. SF, 12/12/65
- Rick Casares, vs. PIT, 12/6/59 at SF, 10/28/56
- 3 Last: Rashaan Salaam, vs. TB, 12/17/95

Consecutive games

- 7 Walter Payton, 10/3-11/14/76
- Gale Sayers, 10/26-12/6/69
- 6 Gale Sayers, 11/14-12/19/65
- Rick Casares, 11/1-12/6/59
- Johnny Lujack, 10/1-11/12/50
- Beattie Feathers, 9/30-10/28/34
- 5 Last: Neal Anderson, 10/7-11/11/90

* NFL Record

† Tied NFL Record



CHICAGO BEARS INDIVIDUAL RECORDS

PASSING

QB RATING

Lifetime (400+ attempts)

- 82.1 **Jay Cutler**, 2009-11
- 80.7 Erik Kramer, 1994-98
- 80.4 Jim McMahon, 1982-88

Season (100+ attempts)

- 107.8 Sid Luckman, 1943
- 97.8 Jim McMahon, 1984
- 95.5 Sid Luckman, 1941

ATTEMPTS

Lifetime

- 1,759 Jim Harbaugh, 1987-93
- 1,744 Sid Luckman, 1939-50
- 1,557 Erik Kramer, 1994-98

Season

- 555 **Jay Cutler**, 2009
- 522 Erik Kramer, 1995
- 480 Rex Grossman, 2006

Game

- 60 Erik Kramer, vs. NYJ, 11/16/97
- 57 Bill Wade, at WAS, 10/25/64
- 52 **Jay Cutler**, at SF, 11/12/09
- Brian Griese, at DET, 9/30/07
- Johnny Lujack, at NYG, 10/23/49



Jay Cutler

COMPLETIONS

Lifetime

- 1,023 Jim Harbaugh, 1987-93
- 913 Erik Kramer, 1994-98
- 904 Sid Luckman, 1939-50

Season

- 336 **Jay Cutler**, 2009
- 315 Erik Kramer, 1995
- 275 Erik Kramer, 1997
- Jim Harbaugh, 1991

Game

- 34 Brian Griese, at DET, 9/30/07
- Jim Miller, vs. MIN, 11/14/99
- 33 Bill Wade, at WAS, 10/25/64
- 32 Erik Kramer, vs. NYJ, 11/16/97
- Erik Kramer, at MIA, 10/27/97

Consecutive

- 15 Shane Matthews, vs. NE, 12/10/00
- 14 Steve Walsh, at MIN, 12/1/94
- 13 Jim Harbaugh, at GB, 10/23/92
- Rudy Bukich, 11/22-11/26/64

Long

- 98 Bill Wade, at DET, 10/8/61 (TD to Farrington)
- 93 Jack Concannon, vs. StL Cards, 11/19/67
- (TD to Gordon)
- 91 Ed Brown, vs. SF, 10/16/60 (TD to Dewveall)

COMPLETION PERCENTAGE

Lifetime (300+ completions)

- 61.1 Shane Matthews, 1996, 99-01 (366 of 599)
- 59.9 **Jay Cutler**, 2009-11 (779 of 1,301)
- 58.6 Erik Kramer, 1994-98 (913 of 1,557)

Season (75+ completions)

- 65.1 Shane Matthews, 2001 (84 of 129)
- 64.0 Chris Chandler, 2002 (103 of 161)
- 63.2 Jim Miller, 1999 (110 of 174)

Game (10+ completions)

- 86.7 Bob Williams, vs. DAL, 10/12/52 (13 of 15)
- 83.3 Bill Wade, vs. BAL, 11/8/64 (10 of 12)
- Ed Brown, at DET, 11/20/55 (15 of 18)
- Gene Ronzani, vs. DET, 10/22/44 (10 of 12)

YARDS

Lifetime

- 14,686 Sid Luckman, 1939-50
- 11,567 Jim Harbaugh, 1987-93
- 11,203 Jim McMahon, 1982-88

Season

- 3,838 Erik Kramer, 1995
- 3,666 **Jay Cutler**, 2009
- 3,274 **Jay Cutler**, 2010

Game

- 468 Johnny Lujack, vs. Chi. Cards, 12/11/49
- 466 Bill Wade, at DAL, 11/18/62
- 433 Sid Luckman, at NYG, 11/14/43

* NFL Record

† Tied NFL Record

300-YARD GAMES

Lifetime

- 9 Bill Wade, 1961-66
- 7 Erik Kramer, 1994-98
- 6 **Jay Cutler**, 2009-11

Season

- 4 Bill Wade, 1962
- 3 **Jay Cutler**, 2009
- Erik Kramer, 1995
- Bill Wade, 1961

Consecutive games

- 2 **Jay Cutler**, 11/8-11/12/09
- Brian Griese, 10/14-10/21/07
- Jim Miller, 11/14-11/21/99
- Bill Wade, 10/14-10/21/62; 11/18-11/25/62
- George Blanda, 10/17-10/24/54
- Sid Luckman, 10/12-10/19/47

TOUCHDOWN PASSES

Lifetime

- 137 Sid Luckman, 1939-50
- 68 Bill Wade, 1961-66
- 67 Jim McMahon, 1982-88

Season

- 29 Erik Kramer, 1995
- 28 Sid Luckman, 1943
- 27 **Jay Cutler**, 2009

Game

- [†] Sid Luckman, at NYG, 11/14/43
- 6 Johnny Lujack, vs. Chi. Cards, 12/11/49
- 5 Ray Buivid, vs. Chi. Cards, 12/5/37

Consecutive games

- 19 Sid Luckman, 11/22/42-11/26/44
- 14 Sid Luckman, 10/12/47-10/17/48

PASSES INTERCEPTED

Lifetime

- 132 Sid Luckman, 1939-50
- 88 Ed Brown, 1954-61
- 70 George Blanda, 1949-58

Season

- 31 Sid Luckman, 1947
- 26 **Jay Cutler**, 2009
- 24 Bill Wade, 1962
- George Blanda, 1953

Game

- 7 Edmund (Zeke) Bratkowski, at BAL, 10/2/60
- 5 Last: **Jay Cutler**, at SF, 11/12/09

* NFL Record

[†] Tied NFL Record

PASSES NOT INTERCEPTED

Consecutive

- 205 Kyle Orton, 9/28-11/30/08
- 174 Erik Kramer, 11/19-12/24/95
- 173 Jim Harbaugh, 10/28-12/9/90

Game

- 50 Erik Kramer, at MIA, 10/27/97
- 47 Jim Miller, vs. GB, 11/11/01
- 46 Rex Grossman, vs. NYG, 12/2/07
- Bill Wade, vs. LA Rams, 10/11/64

LOWEST INTERCEPTION PCT.

Lifetime (400+ attempts)

- 2.69 Jim Miller, 1998-2002 (26 int, 965 att)
- 2.89 Erik Kramer, 1994-98 (45 int, 1,557 att)
- 2.95 Kyle Orton, 2005-08 (27 int, 913 att)

Season (100+)

- 1.40 Jim McMahon, 1984 (2 int, 143 att)
- 1.90 Chad Hutchinson, 2004 (3 int, 161 att)
- 1.91 Erik Kramer, 1995 (10 int, 522 att)

AVERAGE GAIN PER ATTEMPT

Lifetime (400+ passes)

- 8.42 Sid Luckman, 1939-50
- 8.23 Bernie Masterson, 1934-40
- 7.79 Johnny Lujack, 1948-51

Season (100+)

- 10.860 Sid Luckman, 1943
- 9.924 Sid Luckman, 1941
- 9.923 Ed Brown, 1956

Game (10+)

- 17.1 Charlie O'Rourke, at DET, 11/22/42
- 16.9 Sid Luckman, at Cle. Rams, 10/5/41
- 16.7 Gene Ronzani, vs. DET, 10/22/44

RECEIVING

RECEPTIONS

Lifetime

- 492 Walter Payton, 1975-87
- 356 Johnny Morris, 1958-67
- 329 Marty Booker, 1999-2003; 2008
- Curtis Conway, 1993-99

Season

- 100 Marty Booker, 2001
- 97 Marty Booker, 2002
- 93 Johnny Morris, 1964

Game

- 14 Jim Keane, at NYG, 10/23/49
- 13 Bobby Ingram, at STL, 12/26/99
- Mike Ditka, at WAS, 10/25/64
- 12 Marty Booker, vs. GB, 10/7/02



CHICAGO BEARS INDIVIDUAL RECORDS

Consecutive Games

- 60 Marty Booker, 9/24/00 - 12/28/03; 9/7-9/21/08
- 57 Bobby Engram, 10/6/96 - 9/17/00
- 49 Mike Ditka, 12/3/61 - 10/10/65

YARDS

Lifetime

- 5,059 Johnny Morris, 1958-67
- 4,616 Harlon Hill, 1954-61
- 4,538 Walter Payton, 1975-87

Season

- 1,400 Marcus Robinson, 1999
- 1,301 Jeff Graham, 1995
- 1,200 Johnny Morris, 1964

Game

- 214 Harlon Hill, at SF, 10/31/54
- 201 Johnny Morris, at DAL, 11/18/62
- 198 Marty Booker, vs. MIN, 9/8/02
- Harlon Hill, vs. BAL, 10/21/56

Long

- 98 John Farrington (TD), 10/8/61
- 93 Dick Gordon (TD), 11/19/67
- 91 Willard Dewveall (TD), 10/16/60

1,000 YARDS

Seasons

- 2 Marty Booker, 2001-02
- Curtis Conway, 1995-96
- Harlon Hill, 1954, 1956
- 1 Last: Marty Booker, 2002

100-YARD GAMES

Lifetime

- 19 Harlon Hill, 1954-61
- 15 Johnny Morris, 1958-67
- 14 Mike Ditka, 1961-66
- 12 Curtis Conway, 1993-99

Season

- 7 Jeff Graham, 1995
- Harlon Hill, 1954
- Ken Kavanaugh, 1947
- 6 Johnny Morris, 1964
- Harlon Hill, 1956
- 5 Marcus Robinson, 1999
- Mike Ditka, 1961

Consecutive games

- 3 Jeff Graham, 11/5-11/19/95
- Harlon Hill, 11/11-11/25/56
- 2 Last: Marcus Robinson, 11/14-11/21/99

AVERAGE GAIN

Lifetime (100+ attempts)

- 22.4 Ken Kavanaugh, 1940-41, 45-50
- 21.7 Ray (Scooter) McLean, 1940-47
- 20.4 Harlon Hill, 1954-61

Season (30+)

- 25.6 Ken Kavanaugh, 1947
- 25.0 Harlon Hill, 1954
- 24.0 Harlon Hill, 1956

Game (4+)

- 44.8 Dick Gordon, vs. StL Cards, 11/19/67
- 41.0 Ricky Proehl, at DET, 11/27/97
- 37.5 Gene Schroeder, vs. Chi. Cards, 12/16/51

TOUCHDOWNS

Lifetime

- 50 Ken Kavanaugh, 1940-41, 45-50
- 40 Harlon Hill, 1954-61
- 35 Dick Gordon, 1965-71

Season

- 13 Dick Gordon, 1970
- Ken Kavanaugh, 1947
- 12 Curtis Conway, 1995
- Mike Ditka, 1961
- Harlon Hill, 1954
- 11 Harlon Hill, 1956

Game

- 4 Mike Ditka, at L.A. Rams, 10/13/63
- Harlon Hill, at SF, 10/31/54
- 3 Last: Greg Olsen, vs. ARZ, 11/8/09

Consecutive games

- 7 Curtis Conway, 9/24-11/12/95
- Ken Kavanaugh, 11/2-12/14/47
- 5 Dennis McKinnon, 9/8-10/5/85
- Mike Ditka, 10/22-11/19/61

INTERCEPTIONS

INTERCEPTIONS BY

Lifetime

- 38 Gary Fencik, 1976-87
- 37 Richie Petitbon, 1959-68
- 32 Donnell Woolford, 1989-96

Season

- 10 Mark Carrier, 1990
- 9 Roosevelt Taylor, 1963
- 8 Nathan Vasher, 2005
- Vestee Jackson, 1988
- Richie Petitbon, 1963
- Johnny Lujack, 1948
- Clyde (Bulldog) Turner, 1942

* NFL Record

† Tied NFL Record

INDIVIDUAL RECORDS

Game

- 3 Mark Carrier, at WAS, 12/9/90
Ross Brupbacher, vs. DEN, 12/12/76
Curtis Gentry, vs. StL Cards, 11/19/67
Richie Petitbon, at GB, 9/24/67
Johnny Lujack, at GB, 9/26/48
Bob Margarita, vs. DET, 11/11/45
- 2 Last: **D.J. Moore**, at DAL, 9/19/10

Consecutive games

- 4 Last: Dave Duerson, 9/14-10/5/86

YARDS RETURNED

Lifetime

- 643 Richie Petitbon, 1959-68
- 535 **Charles Tillman**, 2003-11
- 485 Bennie McRae, 1962-70

Season

- 212 Richie Petitbon, 1962
- 182 JC Caroline, 1956
- 177 Nathan Vasher, 2004

Game

- 101 Richie Petitbon, vs. LA Rams, 12/9/62 (TD)
- 96 Roosevelt Taylor, at PHI, 10/20/68 (TD)
Clyde (Bulldog) Turner, at WAS, 10/26/47 (TD)
- 95 **Charles Tillman**, vs. GB, 12/4/05

Long

(Same as "Game")



Charles Tillman

TOUCHDOWNS

Lifetime

- 5 **Charles Tillman**, 2003-11
- 4 Mike Brown, 2000-07
Bennie McRae, 1962-70
- 3 **Lance Briggs**, 2003-11
Walt Harris, 1996-2001
Roosevelt Taylor, 1961-69
Richie Petitbon, 1959-68

Season

- 2 Last: **Charles Tillman**, 2011

Game

- 1 Last: **Charles Tillman**, at MIN, 1/1/12

PUNTING

PUNTS

Lifetime

- 884 Bob Parsons, 1972-83
- 878 Brad Maynard, 2001-10
- 833 Bobby Joe Green, 1962-73

Season

- 114 Bob Parsons, 1981
- 108 Brad Maynard, 2004
- 99 Bob Parsons, 1976

Game

- 14 Keith Molesworth, 12/10/33
- 12 Todd Sauerbrun, 10/5/97
- 11 Last: **Adam Podlesh**, 12/11/11

YARDS

Lifetime

- 36,781 Brad Maynard, 2001-10
- 35,057 Bobby Joe Green, 1962-73
- 34,180 Bob Parsons, 1972-83

Season

- 4,638 Brad Maynard, 2004
- 4,531 Bob Parsons, 1981
- 4,059 Todd Sauerbrun, 1997

Game

- 526 **Adam Podlesh**, at DEN, 12/11/11
- 524 Todd Sauerbrun, vs. NO, 10/5/97
- 517 Keith Molesworth, vs. GB, 12/10/33

Long

- 94 Joe Lintzenich, vs. NYG, 11/15/31
- 87 Dave Finzer, vs. NO, 10/7/84
- 81 Bob Parsons, vs. NE, 12/5/82

GROSS AVERAGE

Lifetime (75+ punts)

- 44.5 George Gulyanics, 1947-52
- 43.9 **Adam Podlesh**, 2011
- 42.2 Todd Sauerbrun, 1995-98



CHICAGO BEARS INDIVIDUAL RECORDS

Season (30+)

- 46.5 Bobby Joe Green, 1963
- 44.8 Todd Sauerbrun, 1996
- 44.5 Bobby Joe Green, 1964

Game (4+)

- 57.3 Fred Morrison, vs. LA Rams, 11/16/52
- 54.6 Maury Buford, vs. GB, 10/21/85
- 54.0 Maury Buford, at TB, 10/6/85

INSIDE 20

Lifetime

- 284 Brad Maynard, 2001-10
- 158 Bob Parsons, 1972-83
- 94 Maury Buford, 1985-86; 89-91

Season

- 40 Brad Maynard, 2008
- 36 Brad Maynard, 2001
- 34 Brad Maynard, 2004

Game

- 6 Brad Maynard, at GB, 12/9/01
- 5 Brad Maynard, at MIN, 11/30/08
- Bob Parsons, at HOU, 11/6/77

HAD BLOCKED

Lifetime

- 5 Ed Brown, 1954-61
- Bob Parsons, 1972-83
- Maury Buford, 1985-86; 89-91
- 4 Fred (Curley) Morrison, 1950-53

Season

- 2 Brad Maynard, 2003

Game

- 2 Jon Kilgore, at LA Rams, 12/8/68
- Ray Stachowicz, at MIN, 12/11/83
- 1 Last: Brad Maynard, at MIN, 1/1/06

PUNT RETURNS

RETURNS

Lifetime

- 206 Devin Hester, 2006-11
- 127 Dennis McKinnon, 1983-85; 87-89
- 123 Jeff Fisher, 1981-84

Season

- 58 Jeff Fisher, 1984
- 57 Lew Barnes, 1986
- 47 Devin Hester, 2006

Game

- 8 Jeff Fisher, at DET, 12/16/84
- 7 R.W. McQuarters, vs. WAS, 10/17/04
- Dennis McKinnon, at GB, 12/4/83
- Steve Schubert, at TB, 12/4/77
- Ron Smith, at CLE, 10/15/72

George McAfee, vs. GB, 10/15/50

6 Last: Devin Hester, at OAK, 11/11/07

YARDS

Lifetime

- 2,654 Devin Hester, 2006-11
- 1,431 George McAfee, 1940-41; 45-50
- 1,171 Dennis McKinnon, 1983-85; 87-89

Season

- 651 Devin Hester, 2007
- 600 Devin Hester, 2006
- 564 Devin Hester, 2010

Game

- 152 Devin Hester, at ARZ, 10/16/06
- 143 Devin Hester, vs. KC, 9/16/07
- 134 Gale Sayers, vs. SF, 12/12/65
- Dennis McKinnon, vs. NYG, 9/14/87

Long

- 95 Johnny Bailey (TD), vs. KC, 12/29/90
- 94 Dennis McKinnon (TD), vs. NYG, 9/14/87
- 93 Glyn Milburn (TD), at TB, 9/20/98



Devin Hester

AVERAGE

Lifetime (50+ returns)

- *12.9 Devin Hester, 2006-11
- 12.8 George McAfee, 1940-41; 45-50
- 11.3 J.R. Boone, 1948-51

Season (15+ returns)

- 17.1 Devin Hester, 2010
- 16.2 Devin Hester, 2011
- 15.5 Devin Hester, 2007

INDIVIDUAL RECORDS

Game (3+)

- 40.7 **Devin Hester**, vs. DET, 11/13/11
- 36.0 George McAfee, vs. LA Rams, 10/10/48
- 34.0 Ray McLean, vs. Chi. Cards 10/11/42

TOUCHDOWNS

Lifetime

- *12 **Devin Hester**, 2006-11
- 3 Dennis McKinnon, 1983-85; 87-89
Steve Schubert, 1975-79
Ray McLean, 1940-47
- 2 R.W. McQuarters, 2000-04
Gale Sayers, 1965-71
George McAfee, 1940-41; 45-50

Season

- *4 **Devin Hester**, 2007
- 3 **Devin Hester**, 2010
Devin Hester, 2006
- 2 **Devin Hester**, 2011
Dennis McKinnon, 1987

Game

- 1 Last: **Devin Hester**, vs. DET, 11/13/11

FAIR CATCHES

Lifetime

- 66 Glyn Milburn, 1998-2001
- 62 **Devin Hester**, 2006-11
- 47 Steve Schubert, 1975-79

Season

- 26 Glyn Milburn, 2000
- 21 Steve Schubert, 1978
- 20 Terry Obee, 1993
Jeff Fisher, 1981

Game

- 6 Bobby Engram, vs. MIN, 9/15/96
- 5 Last: **Devin Hester**, at DEN, 12/11/11
- 4 Last: Terry Obee, vs. MIN, 10/25/93

KICKOFF RETURNS

RETURNS

Lifetime

- 192 Glyn Milburn, 1998-2001
Dennis Gentry, 1982-92
- 146 **Devin Hester**, 2006-11
- 119 Jerry Azumah, 1999-2005

Season

- 63 Glyn Milburn, 2000
- 62 Glyn Milburn, 1998
- 61 Glyn Milburn, 1999

Game

- 9 Ahmad Merritt, at SF, 9/7/03
- 8 Brian Baschnagel, at HOU, 11/6/77
- 7 Last: **Johnny Knox**, at CIN, 10/25/09

YARDS

Lifetime

- 4,596 Glyn Milburn, 1998-2001
- 4,353 Dennis Gentry, 1982-92
- 3,447 **Devin Hester**, 2006-11

Season

- 1,550 Glyn Milburn, 1998
- 1,468 Glyn Milburn, 2000
- 1,426 Glyn Milburn, 1999

Game

- 225 **Devin Hester**, at STL, 12/11/06
- 221 Nate Lewis, at MIN, 12/1/94
- 219 **Devin Hester**, at DET, 9/30/07

Long

- 103 Gale Sayers, at PIT, 9/17/67 (TD)
- 102 **Johnny Knox**, vs. DET, 10/4/09 (TD)
- 100 Don Bingham, vs. LA Rams, 11/18/56 (TD)

AVERAGE

Lifetime (50+ returns)

- *30.6 Gale Sayers, 1965-71
- 26.8 Danieal Manning, 2006-10
- 26.6 Ron Smith, 1965; 70-72

Season (1+ per game)

- 37.7 Gale Sayers, 1967
- 32.7 Cecil Turner, 1970
- 31.7 Walter Payton, 1975

Game (3+)

- 56.3 **Devin Hester**, at STL, 12/11/06
- 52.0 Cecil Turner, at NYG, 9/19/70
- 48.7 Dick Gordon, at LA Rams, 9/16/66

TOUCHDOWNS

Lifetime

- *6 Gale Sayers, 1965-71
- 5 **Devin Hester**, 2006-11
- 4 Cecil Turner, 1968-73

Season

- *4 Cecil Turner, 1970
- 3 Gale Sayers, 1967
- 2 Last: **Devin Hester**, 2007

Game

- *2 **Devin Hester**, at STL, 12/11/06
- 1 Last: **Devin Hester**, vs. MIN, 10/16/11

COMBINED RETURNS

RETURNS

Season

- 98 Glyn Milburn, 2000, p-35, k-63
- 91 Glyn Milburn, 1999, p-30, k-61
- 87 Glyn Milburn, 1998, p-25, k-62



CHICAGO BEARS INDIVIDUAL RECORDS

YARDS

Lifetime

- 6,101 **Devin Hester**, 2006-11, p-2,654, k-3,447
- 5,566 Glyn Milburn, 1998-2001, p-970, k-4,596
- 4,477 Dennis Gentry, 1982-92, p-124, k-4,353

Season

- 1,841 Glyn Milburn, 1999, p-291, k-1,550
- 1,772 Glyn Milburn, 1998, p-346, k-1,426
- 1,768 Glyn Milburn, 2000, p-300, k-1,468

Game

- 314 **Devin Hester**, at DET, 9/30/07, p-95, k-219
- 246 **Devin Hester**, at STL, 12/11/06, p-21, k-225
- 232 **Devin Hester**, vs. DEN, 11/25/07, p-81, k-151

TOUCHDOWNS

Lifetime

- *17 **Devin Hester**, 2006-11, p-12, k-5
- 8 Gale Sayers, 1965-71, p-2, k-6
- 4 Cecil Turner, 1968-73, p-0, k-4

Season

- *6 **Devin Hester**, 2007, p-4, k-2
- 5 **Devin Hester**, 2006, p-3, k-2
- 4 Cecil Turner, 1970, k-4
- Gale Sayers, 1967, p-1, k-3

Game

- [†]2 **Devin Hester**, vs. DEN, 11/25/07
- Devin Hester**, at STL, 12/11/06

FUMBLES

FUMBLES

Lifetime

- 85 Walter Payton, 1975-87
- 38 Jim Harbaugh, 1987-93
- 35 Rick Casares, 1955-64

Season

- 15 Jim Harbaugh, 1993
- 14 Gary Huff, 1974
- 13 Carl Garrett, 1973

Game

- 4 Last: Rusty Lisch, vs. GB, 12/9/84
- 3 Last: **Jay Cutler**, at NYG, 10/3/10

OWN RECOVERED

Lifetime

- 18 Walter Payton, 1975-87
- 13 Gale Sayers, 1965-71
- 12 **Devin Hester**, 2006-11

Season

- 7 Gary Huff, 1974
- 6 Jack Concannon, 1970
- 5 **Jay Cutler**, 2009
- Bobby Douglass, 1972

Game

- 3 Gary Huff, vs. DET, 9/15/74

OPPONENTS' RECOVERED

Lifetime

- 25 Dick Butkus, 1965-73
- 22 Joe Fortunato, 1955-66
- 17 Mike Hartenstine, 1975-86

Season

- 6 Dick Butkus, 1965
- 5 Ed O'Bradovich, 1962
- 4 Last: Mike Green, 2004

Game

- [†]3 John Thierry, vs. HOU, 10/22/95
- Virgil Livers, at MIN, 10/5/75
- 2 Last: Bryan Knight, vs. NO, 9/22/02

YARDS RETURNED OWN FUMBLES

Lifetime

- 36 John Adams, 1959-62
- 24 Ike Hill, 1973-74
- 22 Ron Bull, 1962-70

Season

- 36 John Adams, 1961 (11/19)
- 24 Ike Hill, 1973 (11/12)
- 21 Ron Bull, 1962 (11/4)

Game

(Same as "Season")

Long

(Same as "Season")

YARDS RETURNED OPPONENTS' FUMBLES

Lifetime

- 221 Mike Brown, 2000-08
- 187 **Brian Urlacher**, 2000-11
- 128 Charlie Sumner, 1955; 58-60

Season

- 101 **Brian Urlacher**, 2001
- Charlie Sumner, 1958
- 98 George Halas, 1923

Game

- 98 George Halas, (TD) vs. Oorang, 11/4/23
- 95 Mike Brown, (TD) at GB, 9/19/04
- 90 **Brian Urlacher**, (TD) at ATL, 11/7/01

Long

(Same as "Game")

TOUCHDOWNS OWN FUMBLES

Lifetime

- [†]2 Ken Kavanaugh, 1940-41; 45-50
- Mike Ditka, 1961-66

Season

- 1 Last: **Edwin Williams**, 2011

Game

- 1 Last: **Edwin Williams**, at GB 12/25/11

TOUCHDOWNS OPPONENTS' FUMBLES

Lifetime

- 3 Mike Brown, 2000-08
- 2 **Brian Urlacher**, 2000-11
- Fred Evans, 1948
- Ed Sprinkle, 1944-55

Season

- 2 Fred Evans, 1948

Game

- *2 Fred Evans, vs. WAS, 11/28/48
- 1 Last: **Israel Idonije**, vs. SEA, 12/18/11

SACKS

(Since 1970)

Lifetime

- 124.5 Richard Dent, 1983-93; 95
- 92.5 Steve McMichael, 1981-93
- 82.0 Dan Hampton, 1979-90

Season

- 17.5 Richard Dent, 1984 (16 games)
- 17.0 Richard Dent, 1985 (16 games)
- 15.0 Jim Osborne, 1976 (14 games)

Game

- 4.5 Richard Dent, vs. LA Raid, 11/4/84; at LA Raid, 12/27/87
- 4.0 Jim Osborne, vs. MIN, 9/23/73
- Alex Brown, at NYG, 11/7/04

Consecutive games (at least .5 sack)

- 8 Rosevelt Colvin, 12/23/01-10/7/02
- 7 Alonzo Spellman, 12/11/94-9/17/95
- 6 Steve McMichael, 10/29-12/3/89

TAKEAWAYS

(Int & Opp. Fumbles Recovered)

Lifetime

- 50 Gary Fencik, 1976-87 (38 int, 12 fum)
- 47 Dick Butkus, 1965-73 (22 int, 25 fum)
- 44 Richie Petitbon, 1959-68 (37 int, 7 fum)

Season

- 12 Mark Carrier, 1990 (10 int, 2 fum)
- Roosevelt Taylor, 1963 (9 int, 3 fum)
- 11 Dick Butkus, 1965 (5 int, 6 fum)

Game

- 4 Bill George, vs. DET, 12/3/61 (2 int, 2 fum)
- 3 Last: John Thierry, vs. HOU, 10/22/95 (3 fum)



Israel Idonije

SHUTOUTS

The Bears have been involved in 192 shutouts in their 92-year history. Chicago has won 118 of the shutouts and lost 57, while 17 of the blankings resulted in a 0-0 tie (all before 1933). The last shutout the Bears were a part of was a 16-0 win at Miami (11/18/10) during the 2010 season. Previously, the last time the Bears shut out an opponent was during the 2006 season, a 10-0 win at the New York Jets (11/19/06). The Bears were last shut out in the final game of the 2002 season, a 15-0 loss to Tampa Bay (12/29/02), a span of 150 games (includes six postseason games).

By Month:

September	11-12-4
October	43-15-4
November	45-14-4
December	17-15-5
January	2-1-0
TOTAL	118-57-17

At home:	67-23-10
On the road:	51-34-7

By Decade:

1920-29	48-15-13
1930-39	25-10-4
1940-49	12-2-0
1950-59	2-1-0
1960-69	5-11-0
1970-79	7-11-0
1980-89	10-4-0
1990-99	4-0-0
2000-09	4-3-0
2010-	1-0-0
TOTAL	118-57-17

The above breakdowns include playoff games; the Bears are 4-1 in postseason shutouts.



CHICAGO BEARS OPPONENT'S INDIVIDUAL RECORDS

SCORING

Points

- *40 Ernie Nevers, at Chi. Cards, 11/28/29
- 36 Dub Jones, at CLE, 11/25/51
- 24 Jim Taylor, vs. GB, 11/4/62
- Lenny Moore, at BAL, 10/4/58

Touchdowns

- †6 Dub Jones, at CLE, 11/25/51
- Ernie Nevers, at Chi. Cards, 11/28/29
- 4 Jim Taylor, vs. GB, 11/4/62
- Lenny Moore, at BAL, 10/4/58

Field goals

- 6 Sebastian Janikowski, at OAK, 11/27/11
- 5 Last: Jason Elam, at ATL, 10/12/08
- 4 Last: David Akers, vs. PHI, 11/28/10

Field goal attempts

- 7 Mike Clark, vs. DAL, 11/24/68
- 6 Last: Sebastian Janikowski, at OAK, 11/27/11
- 5 Last: Neil Rackers, at ARZ, 10/16/06

Long field goal

- 60 Morten Andersen, at NO, 10/27/91
- 59 Matt Prater, at DEN, 12/11/11
- 57 Adam Vinatieri, vs. NE, 11/10/02

RUSHING

Attempts

- 39 Jerome Bettis, at LA Rams, 1/2/94
- 37 Cedric Benson, at CIN, 10/25/09
- 36 Edgerrin James, at ARZ, 10/16/06
- Clinton Portis, vs. WAS, 10/17/04

Yards

- 224 Adrian Peterson, vs. MIN, 10/14/07
- 216 Ricky Williams, at MIA, 12/9/02
- 206 Earl Campbell, vs. HOU, 11/16/80

Touchdowns

- †6 Ernie Nevers, at Chi. Cards, 11/28/29
- 4 Jim Taylor, vs. GB, 11/4/62
- Dub Jones, at CLE, 11/25/51
- 3 Last: Adrian Peterson, vs. MIN, 10/14/07

Long

- 97 Bobby Gage, vs. PIT, 12/4/49 (TD)
- 90 Johnny Johnson, at NYJ, 9/25/94
- 88 Jahvid Best, at DET, 10/10/11 (TD)

PASSING

Attempts

- 67 Brian Griese, vs. TB, 9/21/08
- 63 Matthew Stafford, vs. DET, 11/13/11
- 62 Randall Cunningham, vs. PHI, 10/2/89

Completions

- 40 Brad Johnson, at TB, 11/18/01
- 38 Brian Griese, vs. TB, 9/21/08
- 36 Tom Brady, vs. NE, 11/10/02
- Jeff Garcia, at SF, 12/17/00
- Brett Favre, vs. GB, 12/5/93

Yards

- 509 Vince Ferragamo, at LA Rams, 12/26/82
- 436 Tommy Kramer, at MIN, 9/19/85
- 407 Brian Griese, vs. TB, 9/21/08

Touchdowns

- 5 Aaron Rodgers, at GB, 12/25/11
- Kurt Warner, vs. ARZ, 11/8/09
- Carson Palmer, at CIN, 10/25/09
- Brett Favre, at GB, 11/12/95
- Tommy Kramer, at MIN, 11/28/82
- Steve Spurrier, vs. SF, 11/19/72
- 4 Last: P. Manning, vs. IND, 11/21/04

* NFL Record

† Tied NFL Record

LONGEST PLAYS AT SOLDIER FIELD

(Bears moved from Wrigley Field after the 1970 season and played in Champaign in 2002.)

RUN

- Bears** - 80 Neal Anderson, vs GB, 11/27/88
- Opp.** - 73 Adrian Peterson, MIN, 10/14/07

PASS

- Bears** - 89 Jay Cutler, vs. DET, 9/12/10
- Vince Evans, vs. MIN, 9/21/80
- Opp.** - 99† Brett Favre, GB, 9/11/95

CATCH

- Bears** - 89 Matt Forté, vs. DET, 9/12/10
- Rickey Watts, vs. MIN, 9/21/80
- Opp.** - 99† Robert Brooks, GB, 9/11/95

PUNT

- Bears** - 87 Dave Finzer, vs. NO, 10/7/84
- Opp.** - 75 Harold Alexander, ATL, 10/3/93

† Tied NFL Record

* NFL record

PUNT RETURN

- Bears** - 95 Johnny Bailey, vs KC, 12/29/90
- Opp.** - 77 Lee Nelson, StL Cards, 12/16/79

KICKOFF RETURN

- Bears** - 102 Johnny Knox, vs DET, 10/4/09
- Opp.** - 97 Del Rodgers, GB, 12/9/84

INTERCEPTION RETURN

- Bears** - 95 Charles Tillman, vs. GB, 12/4/05
- Opp.** - 99 Rick Sanford, NE, 12/5/82

FIELD GOAL

- Bears** - 55 Kevin Butler, vs MIN, 10/25/93
- Opp.** - 52 Fred Cox, MIN, 10/27/75
- Jason Hanson, DET, 10/28/07

MISSED FIELD GOAL RETURNED

- Bears** - 108 Nathan Vasher, vs SF, 11/13/05
- Opp.** - Never

Interceptions

- 5 Last: Joey Harrington, vs. DET, 9/18/05
- 4 Last: Matthew Stafford, vs. DET, 11/13/11

Consecutive completions

- 12 Brad Johnson, at MIN, 1/1/06
- Jim Hart, at STL Cards, 9/25/77

Long

- [†]99 Gus Frerotte, at MIN, 11/30/08 (TD)
- Brett Favre, vs. GB, 9/11/95 (TD)
- Sonny Jurgensen, vs. WAS, 9/15/68 (TD)
- 98 Charlie Batch, vs. DET, 10/4/98 (TD)
- 97 Bernie Kosar, at CLE, 10/23/89 (TD)
- Pat Coffee, vs. Chi. Cards, 12/5/37 (TD)

Times sacked

- 11 Archie Manning, vs. MIN, 10/28/84
- 10 Guido Merkins, at PHI, 10/4/87
- 9 Fran Tarkenton, vs. MIN, 12/17/61

RECEIVING

Receptions

- 20 Terrell Owens, at SF, 12/17/00
- 14 Steve Smith, vs. CAR, 11/20/05
- Herman Moore, at DET, 12/4/95
- 13 Bob Anderson, at DEN, 9/30/73

Yards

- 283 Terrell Owens, at SF, 12/17/00
- 225 Bernie Casey, vs. SF, 11/13/66
- 204 Marshall Faulk, at STL, 12/26/99
- Randy Moss, vs. MIN, 11/14/99

Touchdowns

- 3 Last: Jermichael Finley, vs. GB, 9/25/11

Long

- [†]99 Bernard Berrian, at MIN, 11/30/08 (TD)
- Robert Brooks, vs. GB, 9/11/95 (TD)
- Gerry Allen, vs. WAS, 9/15/68 (TD)
- 98 Johnnie Morton, vs. DET, 10/4/98 (TD)
- 97 Webster Slaughter, at CLE, 10/23/89 (TD)
- Gaynell Tinsley, vs. Chi. Cards, 12/5/37 (TD)

OPPONENT'S INDIVIDUAL RECORDS

INTERCEPTIONS

Interceptions

- 4 DeAngelo Hall, vs. WAS, 10/24/10
- 3 Last: Kurt Schulz, vs. DET, 9/24/00

Yards

- 167 Dick Jauron, vs. DET, 11/18/73
- 121 Milt Davis, vs. BAL, 11/17/57
- 115 Bernie Parrish, at CLE, 12/11/60

Touchdowns

- [†]2 Bobby Franklin, at CLE, 12/11/60

Long

- 102 Bob Smith, at DET, 11/24/49 (TD)
- 99 Rick Sanford, vs. NE, 12/5/82 (TD)
- 98 Darryll Lewis, vs. HOU, 10/22/95 (TD)

PUNTING

Punts

- 14 Dick Nesbitt, vs. Chi. Cards, 11/30/33
- 11 Last: Dustin Colquitt, vs. KC, 12/4/11

Average

- *61.8 Bob Cifers, vs. DET, 11/24/46
- 57.5 Craig Hentrich, at TEN, 10/25/98
- 55.8 Sammy Baugh, at WAS, 11/17/40

Long

- 84 Doug Russell, vs. Chi. Cards, 9/11/38
- 80 Shane Lechler, at OAK, 11/27/11
- 79 Tommy Davis, at SF, 11/19/61

PUNT RETURNS

Returns

- 8 Quan Cosby, at DEN, 12/11/11
- 7 Mark Jones, vs. TB, 12/17/06
- Nate Jacquet, at MIN, 11/25/01
- Danny Reece, at TB, 12/2/79

LONGEST WINNING/LOSING STREAKS

Bears Longest Winning Streaks

Gms	Team	Years
13	Pittsburgh Pirates/Steelers	1934-49
12	Tampa Bay Buccaneers	1983-88
11	Detroit Lions	1946-51
	Philadelphia Eagles	1935-47

Current:	5	Minnesota Vikings	2009-11
	3	New York Jets	2002-11
		St. Louis Rams	2006-11

Bears Longest Losing Streaks

Gms	Team	Years
10	Green Bay Packers	1994-98
8	Minnesota Vikings	1972-76
7	Baltimore Colts	1966-83
	Green Bay Packers	1928-30

Current:	4	Green Bay Packers	2010-11
		Washington Redskins	2004-11
	3	New England Patriots	2002-11



CHICAGO BEARS OPPONENT'S INDIVIDUAL RECORDS

Yards

- 122 Hugh McElhenny, vs. SF, 10/19/52
- 118 Jon Arnett, at LA Rams, 11/2/58
- 116 Karl Williams, at TB, 12/21/97

Fair catches

- 7 Lem Barney, at DET, 11/21/76
- 5 Marcus Sherels, at MIN, 1/1/12
- Darren Sproles, at NO, 9/18/11
- Vai Sikahema, at PHI, 10/10/93
- Willie Wood, at GB, 11/15/70

Long

- 95 Steve Odom, at GB, 11/10/74 (TD)
- 94 Hugh McElhenny, vs. SF, 10/19/52 (TD)
- 93 Veryl Switzer, vs. GB, 11/7/54 (TD)

KICKOFF RETURNS

Returns

- 8 Lorenzo Booker, at MIN, 12/20/10
- Aaron Brown, vs. DET, 10/4/09
- 7 Last: Derrick Williams, at DET, 1/3/10

Yards

- 202 Carver Shannon, at LA Rams, 10/13/63
- 195 Derek Stanley, at STL, 11/23/08
- 184 Al Carmichael, at GB, 10/2/55

Long

- 106 Al Carmichael, at GB, 10/7/56 (TD)
- 102 Mel Gray, at DET, 10/23/94 (TD)
- Ron Jessie, at DET, 10/24/71 (TD)
- 101 Bill Jefferson, at DET, 11/23/41 (TD)

HESTER...HESTER...HESTER

Devin Hester extended his NFL kick return touchdown record in 2011, registering three return touchdowns (two punt and one kickoff). Hester established the record with his 14th career kick return touchdown in 2010, breaking a tie with Brian Mitchell (13). He now has 17 kick return touchdowns in just 92 career games and 352 career returns. Mitchell had played in 223 games with 1,070 returns.

In his career, Hester has added a 108-yard missed field goal return touchdown and the opening kickoff of Super Bowl XLI 92 yards for a score which do not count toward the kick return record.

MOST COMBINED KICK RETURN TOUCHDOWNS

NFL History

Player	Gms	PRs	TDs	KORs	TDs	Ret	Ret TDs
1. Devin Hester	92	206	12	146	5	352	17 *
2. Brian Mitchell	223	463	9	607	4	1,070	13
3. Dante Hall	112	216	6	426	6	642	12
Eric Metcalf	179	351	10	280	2	631	12
5. Joshua Cribbs	108	157	3	344	8	501	11

* Does not include 108-yd missed FG return TD or SB XLI KO Return TD

Devin Hester now has 18 career return touchdowns (12 punt return, five kickoff return touchdowns and one missed field goal return) second most in NFL history, surpassing Pro Football Hall of Famer Rod Woodson in 2011.

Hester now only trails Hall of Famer Deion Sanders (19) for the NFL's all-time return touchdown record. Hester has 18 return touchdowns in 92 career games while Woodson played in 238 contests and Sanders in 188 games.

MOST COMBINED RETURN TOUCHDOWNS

NFL History

Player	Seasons	G	Ret TDs
1. Deion Sanders	1989-2005	188	19
2. Devin Hester	2006-11	92	18
3. Rod Woodson	1987-2003	238	17
4. Ronde Barber	1997-2011	224	13
Brian Mitchell	1990-2003	223	13
Lemar Parrish	1970-82	166	13
Darren Sharper	1997-2010	205	13
Aeneas Williams	1991-2004	211	13

WON - LOST

WINS

Highest winning percentage, season

1.000	1942 (11 games) 11-0
	1934 (13 games) 13-0
.938	1985 (16 games) 15-1
.923	1926 (16 games) 12-1-3

Lowest winning percentage, season

.071	1969 (14 games) 1-13
.214	1973 (14 games) 3-11
.250	Last: 2002 (16 games) 4-12

Wins at home, season

9	1926 (11 games at Wrigley Field)
8	1985 (8 games at Soldier Field)
	1922 (9 games at Wrigley Field)
	1921 (9 games at Wrigley Field)
7	2005 (8 games at Soldier Field)
	2001 (8 games at Soldier Field)
	1990 (8 games at Soldier Field)
	1988 (8 games at Soldier Field)
	1986 (8 games at Soldier Field)
	1933 (7 games at Wrigley Field)

Wins on the road, season

7	2006 (8 road games)
	1986 (8 road games)
	1985 (8 road games)
	1934 (7 road games)
	1920 (9 road games)

CONSECUTIVE GAMES

Won

17	11/26/33-12/2/34
16	11/9/41-12/6/42

Without losing

24	11/9/41-11/14/43 (23-0-1)
----	---------------------------

Wins at home

19	11/20/32-10/20/35
----	-------------------

Wins on the road

10	9/28/41-12/6/42
----	-----------------

Lost

8	Last: 9/22/02-11/18/02
---	------------------------

Without winning

11	11/3/29-10/5/30 (0-9-2)
----	-------------------------

Losses at home

8	11/23/69-11/8/70
---	------------------

Losses on the road

16	11/12/73-11/30/75
----	-------------------

**Indicates 16-game record, reflecting NFL schedule format since 1978. If a 16-game record does not fall within the top three listed, the 16-game record is also included.

SCORING

POINTS

Most, season

456	1985 (16 games)
427	2006 (16 games)
409	1965 (14 games)

Fewest, season

119	1929 (15 games)
123	1922 (12 games)
	1923 (12 games)
216	2000 (16 games)**

Most, game

61	vs. GB, 12/7/80 (win, 61-7)
	vs. SF, 12/12/65 (win, 61-20)
58	vs. BAL, 10/21/56 (win, 58-27)
57	at BAL, 11/25/62 (win, 57-0)

Most, first half

41	vs. SF, 10/29/06 (24, 17)
	vs. WAS, 11/28/48 (20, 21)
31	vs. DET, 9/18/05 (10, 21)
	vs. WAS, 9/29/85 (0, 31)

Most, second half

49	at PHI, 11/30/41 (21, 28)
33	vs. GB, 12/7/80 (13, 20)

Most, first quarter

24	vs. SF, 10/29/06
21	vs. CIN, 9/28/86
	vs. CLE, 9/7/86
	vs. WAS, 11/9/80
	vs. Chi. Cards, 10/11/42

Most, second quarter

31	vs. WAS, 9/29/85
28	vs. TB, 9/26/93
	vs. GB, 12/7/80

Most, third quarter

27	vs. Chi. Cards, 9/5/37
24	at MIN, 9/19/85

Most, fourth quarter

28	vs. MIN, 9/17/89
	vs. PHI, 11/30/41
22	at PHI, 9/12/94
21	Last: vs. ARZ 11/30/03

Margin of victory

57	at BAL, 11/25/62 (57-0)
54	vs. GB, 12/7/80 (61-7)
49	at NYG, 11/14/43 (56-7)
	vs. DET, 10/19/41 (49-0)

Margin of defeat

52	at BAL, 9/27/64 (52-0)
49	at GB, 9/30/62 (49-0)
47	at HOU, 11/6/77 (47-0)



CHICAGO BEARS TEAM RECORDS - OFFENSE

TOUCHDOWNS

Most, season

- 56 1941 (11 games)
- 54 1965 (14 games)
- 53 1942 (11 games)
- 1947 (12 games)
- 1948 (12 games)
- 51 1985 (16 games)**

Fewest, season

- 16 1982 (9 games)
- 1933 (13 games)
- 18 1974 (14 games)
- 22 2000 (16 games)**
- 1993 (16 games)**

Most, game

- 9 vs. GB, 12/7/80
- vs. SF, 12/12/65
- 8 at WAS, 10/26/47
- at NYG, 11/14/43

EXTRA POINTS MADE

Most, season

- 52 1965 (14 games)
- 51 1985 (16 games)**
- 1948 (12 games)
- 47 2006 (16 games)

Fewest, season

- 15 1933 (13 games)
- 1932 (14 games)
- 16 1982 (9 games)
- 20 1997 (16 games)**

Most, game

- 8 at WAS, 10/26/47 (8 of 8)
- at NYG, 11/14/43 (8 of 8)
- 7 vs. GB, 12/7/80 (7 of 9)
- vs. SF, 12/12/65 (7 of 9)
- at Rams, 10/13/63 (7 of 7)
- 6 Last: vs. MIN, 10/19/08 (6 of 6)

Most, season (no misses)

- 51 1985 (16 games)
- 47 2006 (16 games)
- 45 1995 (16 games)

EXTRA POINTS MISSED

Most, season

- 11 1941 (11 games)
- 1939 (11 games)
- 4 1976 (14 games) 27 of 31
- 1975 (14 games) 18 of 22
- 3 1983 (16 games) 35 of 38
- 1979 (16 games) 34 of 37
- 1978 (16 games) 26 of 29
- 1977 (14 games) 27 of 30

Most, game

- 3 Last: vs. CLE, 11/9/41
- 2 Last: vs. GB, 12/7/80

FIELD GOALS MADE

Most, season

- 32 2006 (16 games)
- 31 2007 (16 games)
- 1985 (16 games)
- 28 2011 (16 games)
- 1986 (16 games)

Fewest, season

- 10 1947 (12 games)
- 1944 (10 games)
- 8 1969 (14 games)
- 9 1982 (9 games)
- 1974 (14 games)
- 12 1981 (16 games)**

Most, game

- 5 at PHI, 10/20/68
- vs. DET, 12/3/61
- 4 Last: at MIN, 12/20/10

FIELD GOALS ATTEMPTED

Most, season

- 41 1986 (16 games)
- 38 1985 (16 games)
- 37 1990 (16 games)

Fewest, season

- 0 1944 (10 games)
- 13 1974 (14 games)
- 18 1980 (16 games)**

Most, game

- 7 vs. GB, 11/17/63
- 6 Last: at GB, 11/8/87

FIELD GOALS MISSED

Most, season

- 18 1971 (14 games) 15 of 33 made
- 15 1999 (16 games) 17 of 32 made**
- 1965 (14 games) 11 of 26 made
- 14 1970 (14 games) 20 of 34 made

Fewest, season

- 3 2008 (16 games) 26 of 29 made
- 4 2011 (16 games) 28 of 32 made
- 2009 (16 games) 24 of 28 made
- 2006 (16 games) 32 of 36 made
- 1989 (16 games) 15 of 19 made
- 1988 (16 games) 15 of 19 made
- 1974 (16 games) 9 of 13 made

**Indicates 16-game record

TEAM RECORDS - OFFENSE

Most, game

- 4 Last: vs. PHI, 9/14/86 (2 of 6)
- 3 Last: at MIN, 10/10/99 (1 of 4)

TWO-POINT CONVERSIONS (since 1994)

Most, season

- 5 1997 (16 games)
- 2 2009 (16 games)
- 2003 (16 games)
- 1994 (16 games)

Most, game

- 1 Last: at MIN, 1/1/12

SAFETIES

Most, season

- 3 2004 (16 games)
- 1985 (16 games)
- 2 Last: 1986 (16 games)

Most, game

- 2 vs. PIT, 11/9/69
- 1 Last: vs. MIN, 10/16/11

TIME OF POSSESSION

(since 1978)

Highest average, season

- 35:08 1984 (16 games)
- 34:33 1985 (16 games)
- 33:38 1994 (16 games)

Lowest average, season

- 27:42 2002 (16 games)
- 28:07 2008 (16 games)
- 28:20 2004 (16 games)

Highest, game

- 48:50 vs. SD, 10/25/81 (OT)
- 45:32 vs. MIA, 9/4/88
- 44:53 at MIA, 10/27/97 (OT)

Lowest, game

- 18:01 at DAL, 12/27/92
- 18:57 at MIN, 10/27/02
- 19:05 at MIN, 11/29/09

FIRST DOWNS

TOTAL

Most, season

- 343 1985 (16 games)
- 340 1995 (16 games)
- 319 1987 (15 games)

Fewest, season

- 114 1937 (11 games)
- 115 1933 (13 games)
- 140 1944 (10 games)
- 226 1993 (16 games)**

Most, game

- 33 vs. GB, 12/7/80
- 30 at NY Yanks, 12/9/51
- 29 vs. SF, 10/28/01
- vs. CLE, 11/4/01

Fewest, game

- 2 vs. GB, 12/10/33
- 4 vs. DET, 11/22/81
- 5 vs. NE, 10/14/79

RUSHING

Most, season

- 176 1985 (16 games)
- 166 1986 (16 games)
- 164 1984 (16 games)

Fewest, season

- 55 1970 (14 games)
- 56 1982 (9 games)
- 63 1954 (12 games)
- 71 2009 (16 games)**

Most, game

- 19 at GB, 10/30/77
- vs. GB, 11/6/55
- 18 vs. DET, 11/10/85
- 17 Last: vs. MIA, 9/4/88

Fewest, game

- 0 at MIN, 11/29/09
- at JAX, 12/12/04
- at GB, 12/11/94
- at BAL, 10/5/57
- vs. Chi. Cards, 10/14/45
- 1 Seven times; last vs. GB, 9/25/11

PASSING

Most, season

- 203 1999 (16 games)
- 201 1995 (16 games)
- 188 1997 (16 games)

Fewest, season

- 41 1940 (11 games)
- 48 1942 (11 games)
- 54 1972 (14 games)
- 98 1979 (16 games)**

Most, game

- 21 vs. NYJ, 11/16/97
- at DAL, 11/18/62
- 20 vs. CLE, 11/4/01
- at STL, 12/26/99
- 18 vs. TB, 12/17/06
- vs. WAS, 11/2/97

* NFL Record

† Tied NFL Record



CHICAGO BEARS TEAM RECORDS - OFFENSE

Fewest, game

- 0 at GB, 9/28/41
- vs. GB, 11/7/37
- 1 vs. MIN, 12/3/06
- 2 Last: at CAR, 10/10/10

BY PENALTY

Most, season

- *42 1987 (15 games)
- 36 2006 (16 games)**
- 32 1988 (16 games)
- 1963 (14 games)

Fewest, season

- 5 1939 (11 games)
- 7 2000 (16 games)**
- 9 1942 (11 games)

Most, game

- 9 at CLE, 11/25/51
- 7 at TB, 9/8/91
- 6 vs. MIA, 11/5/06
- at GB, 10/25/92
- vs. DET, 11/22/87

NET YARDS

(Rushing and passing)

YARDS

Most, season

- 5,837 1985 (16 games)
- 5,830 1983 (16 games)
- 5,673 1995 (16 games)

Fewest, season

- 2,493 1982 (9 games)
- 2,591 1932 (14 games)
- 2,626 1937 (11 games)
- 3,717 1993 (16 games)**

Most, game

- 682 at NYG, 11/14/43
- 596 vs. Chi. Cards, 12/11/49
- 594 vs. GB, 12/7/80

Fewest, game

- 24 vs. DET, 11/22/81
- 66 at DEN, 12/5/71
- 75 at DET, 10/28/62

RUSHING

ATTEMPTS

Most, season

- 674 1984 (16 games)
- 634 1978 (16 games)
- 627 1979 (16 games)

**Indicates 16-game record

Fewest, season

- 275 1982 (9 games)
- 353 1970 (14 games)
- 1954 (12 games)
- 356 1964 (14 games)
- 373 2009 (16 games)**

Most, game

- *72 vs. Brooklyn, 10/20/35
- 63 vs. MIN, 10/20/77
- 62 vs. BUF, 10/7/79

Fewest, game

- 11 at MIN, 11/29/09
- at PHI, 9/12/94
- 12 Six times, last vs. GB, 9/25/11

YARDS

Most, season

- 2,974 1984 (16 games)
- 2,847 1934 (13 games)
- 2,811 1977 (14 games)

Fewest, season

- 988 1982 (9 games)
- 1,092 1970 (14 games)
- 1,142 1954 (12 games)
- 1,330 2007 (16 games)**

Most, game

- 408 vs. Brooklyn, 10/20/35
- 406 vs. GB, 11/6/55
- 375 at GB, 10/30/77

Fewest, game

- 1 at LA Rams, 10/26/52
- 12 at NYG, 11/25/56
- 13 vs. GB, 9/25/11

AVERAGE

Highest, season

- 5.02 1934 (13 games)
- 4.90 1955 (12 games)
- 4.75 1968 (14 games)
- 4.67 1983 (16 games)**

Lowest, season

- 3.08 1953 (12 games)
- 3.09 1970 (14 games)
- 3.14 2007 (16 games)**

Highest, game

- 13.75 at CIN, 9/30/34
- 7.55 vs. DET, 10/4/09 (20 for 151)
- 6.94 at GB, 10/30/77 (54 for 375)

Lowest, game

- 0.03 at LA Rams, 10/26/52 (33 for 1)
- 1.08 vs. GB, 9/35/11 (12 for 13)
- 1.72 vs. GB, 11/11/01 (25 for 43)

TOUCHDOWNS

Most, season

30	1941 (11 games)
27	1985 (16 games)**
	1965 (14 games)

Fewest, season

3	1970 (14 games)
	1933 (13 games)
4	1999 (16 games)**

Most, game

6	vs. DET, 10/19/41
5	vs. MIA, 9/4/88
4	Last: at TB, 10/8/89

FUMBLES

Most, season

[†] 56	1938 (11 games)
40	1973 (14 games)
	1972 (14 games)
37	1988 (16 games)**

Fewest, season

16	1982 (9 games)
	1963 (14 games)
19	2010 (16 games)**
	2008 (16 games)
21	2001 (16 games)
	1994 (16 games)
	1979 (16 games)

Most, game

8	at NYG, 12/18/77
	at Chi. Cards, 9/11/38
7	vs. GB, 10/21/85
	at BAL, 12/5/65

FUMBLES LOST

Most, season

26	1973 (14 games)
22	1986 (16 games)**

Fewest, season

7	2009 (16 games)
8	2001 (16 games)
	1982 (9 games)
	1978 (16 games)
9	2011 (16 games)
	2003 (16 games)
	1996 (16 games)

Most, game

5	vs. DET, 10/4/98
	vs. DAL, 9/16/73
4	Last: at CAR, 12/22/02

OWN RECOVERED

Most, season

*37	1938 (11 games)
21	2007 (16 games)**
20	1981 (16 games)

Fewest, season

5	1963 (14 games)
	1955 (12 games)
6	2008 (16 games)**
	1989 (16 games)**

Most, game

7	at NYG, 12/18/77
	at Chi. Cards, 9/11/38
6	at GB, 11/15/81
5	at DET, 9/30/07
	at MIN, 10/5/75

PASSING

ATTEMPTS

Most, season

684	1999 (16 games)
595	1997 (16 games)
569	2007 (16 games)

Fewest, season

147	1937 (11 games)
148	1932 (14 games)
170	1936 (12 games)
352	1978 (16 games)**

Most, game

65	vs NYJ, 11/16/97
63	at WAS, 10/31/99
59	at NYG, 10/23/49

Fewest, game

4	vs. DET, 10/15/67
7	vs. TB, 11/26/78
8	vs. DET, 10/19/80
	vs. BUF, 10/7/79

COMPLETIONS

Most, season

404	1999 (16 games)
340	2009 (16 games)
336	1997 (16 games)

Fewest, season

56	1937 (11 games)
57	1934 (13 games)
58	1936 (12 games)
186	1978 (16 games)**

**Indicates 16-game record



CHICAGO BEARS TEAM RECORDS - OFFENSE

Most, game

36	at WAS, 10/31/99
34	at DET, 9/30/07
	vs. MIN, 11/14/99
	at NYG, 10/23/49
33	vs. NYJ, 11/16/97
	at WAS, 10/25/64

Fewest, game

1	Last: at PHI, 12/10/72
---	------------------------

COMPLETION PERCENTAGE

Highest, season

61.4	1994 (16 games) 308 of 502
60.4	2009 (16 games) 340 of 563
60.2	1995 (16 games) 315 of 523

Lowest, season

29.7	1934 (13 games) 57 of 192
33.2	1935 (12 games) 73 of 220
34.1	1936 (12 games) 58 of 170
45.4	1981 (16 games) 222 of 469**

Highest, game (10+)

83.3	vs. GB, 12/7/80 (20 of 24)
81.5	vs. NYJ, 12/15/02 (22 of 27)
	vs. NE, 12/10/00 (22 of 27)
80.8	at DET, 12/5/10 (21 of 26)

Lowest, game (10+)

11.7	vs. DEN, 12/12/76 (2 of 17)
16.7	vs. GB, 12/31/06 (2 of 12)
21.7	vs. KC, 12/29/90 (5 of 23)

NET YARDS (Gross yards minus sack yards)

Most, season

4,136	1999 (16 games)
3,743	1995 (16 games)
3,473	2009 (16 games)

Fewest, season

955	1934 (13 games)
971	1932 (14 games)
1,014	1937 (11 games)
1,933	1978 (16 games)**

Most, game

488	at NYG, 11/14/43
468	vs. Chi. Cards, 12/11/49

Fewest, game

-20	vs. DET, 11/22/81
-16	at HOU, 11/6/77

TIMES SACKED

Most, season

66	2004 (16 games)
56	2010 (16 games)
55	1969 (14 games)

Fewest, season

15	1995 (16 games)
17	2001 (16 games)
20	1963 (14 games)

Most, game

10	at NYG, 10/3/10
9	vs. GB, 1/2/05
	vs. MIN, 10/25/93
	at DEN, 12/5/71
	at MIN, 11/2/69

YARDS LOST

Most, season

449	2004 (16 games)
439	1969 (14 games)
395	1973 (14 games)

Fewest, season

95	1995 (16 games)
109	1947 (12 games)
120	2001 (16 games)

Most, game

78	at MIN, 11/2/69
70	at DEN, 12/5/71

TOUCHDOWN PASSES

Most, season

29	1995 (16 games)
	1947 (12 games)
28	1943 (11 games)
27	2009 (16 games)

Fewest, season

5	1950 (12 games)
7	1993 (16 games)**
	1978 (16 games)**

Most, game

17	at NYG, 11/14/43
4	Last: at PHI, 11/28/10

HAD INTERCEPTED

Most, season

35	1954 (12 games)
	1947 (12 games)
32	1960 (14 games)
28	1978 (16 games)**

Fewest, season

7	1932 (14 games)
10	1995 (16 games)**
11	1982 (9 games)
	1941 (11 games)

**Indicates 16-game record

TEAM RECORDS - OFFENSE

Most, game

8	at DET, 9/22/68
7	at CLE, 12/22/60
	at BAL, 10/2/60
	vs. LA Rams, 10/9/49

Returned for TD, season

*6	1992 (16 games)
----	-----------------

INTERCEPTION PERCENTAGE

Highest, season

14.95	1942 (11 games)	29 int., 194 att.
13.67	1933 (13 games)	29 int., 212 att.
7.95	1978 (16 games)	28 int., 352 att.

Lowest, season

1.91	1995 (16 games)	10 int., 523 att.
2.58	2008 (16 games)	12 int., 465 att.
2.63	1998 (16 games)	13 int., 494 att.

PUNTING

PUNTS

Most, season

114	1981 (16 games)
110	2004 (16 games)
100	1976 (14 games)

Fewest, season

32	1941 (11 games)
38	1947 (12 games)
44	1945 (10 games)
58	1995 (16 games)**

Most, game

17	vs. GB, 10/22/33
14	vs. GB, 12/10/33
12	vs. NO, 10/5/97

Fewest, game

0	vs. DET, 10/1/72
	at NYG, 11/28/65
	vs. GB, 11/6/55

GROSS AVERAGE

Highest, season

46.5	1963 (14 games)
45.5	1964 (14 games)
44.8	1996 (16 games)**

Lowest, season

35.7	1945 (10 games)
36.2	1983 (16 games)**
36.9	1976 (14 games)

Highest, game (4+ punts)

57.3	vs. LA Rams, 11/16/52
54.6	vs. GB, 10/21/85
54.0	at TB, 10/6/85
53.6	at DET, 11/27/97

Lowest, game (4+)

22.1	at MIN, 10/10/76
25.0	at Card-Pitt, 12/3/44
26.4	vs. GB, 10/21/74

PUNT RETURNS

RETURNS

Most, season

64	1984 (16 games)
60	1950 (12 games)
57	1986 (16 games)

Fewest, season

19	1968 (14 games)
22	1967 (14 games)
23	1992 (16 games)**

Most, game

11	vs. Chi. Cards, 10/8/50
8	vs. NE, 9/16/85
	at DET, 12/16/84

YARDS

Most, season

781	1948 (12 games)
651	2007 (16 games)**
607	2006 (16 games)

Fewest, season

81	1968 (14 games)
97	1966 (14 games)
142	1982 (9 games)
176	1992 (16 games)**

Most, game

152	at ARZ, 10/16/06
151	vs. Chi. Cards, 10/12/41
143	vs. KC, 9/16/07

Fewest, game

-6	vs. MIN, 12/19/65
-5	at DAL, 9/19/10
	vs. DAL, 11/24/68
	vs. GB, 10/16/66

AVERAGE

Highest, season

20.2	1941 (11 games)
17.1	2010 (16 games)**
15.7	2011 (16 games)

Lowest, season

3.4	1957 (12 games)
3.8	1953 (12 games)
3.9	1966 (14 games)
6.7	2008 (16 games)**

* NFL Record

† Tied NFL Record



CHICAGO BEARS TEAM RECORDS - OFFENSE

TOUCHDOWNS

Most, season

- 4 2007 (16 games)
- 3 2010 (16 games)
- 2006 (16 games)
- 2 2011 (16 games)
- 1987 (15 games)
- 1941 (11 games)

Most, game

- 1 Last: vs. DET, 11/13/11

FAIR CATCHES

Most, season

- 28 1967 (14 games)

Fewest, season

- 3 1975 (14 games)

Most, game

- 6 vs. MIN, 9/15/96
- vs. MIN, 12/10/67
- at StL Cards, 10/31/66
- 5 Last: at DEN, 12/11/11

KICK RETURNS

RETURNS

Most, season

- 83 2002 (16 games)
- 80 2009 (16 games)
- 79 1997 (16 games)

Fewest, season

- 20 1942 (11 games)
- 26 1963 (14 games)
- 29 1941 (11 games)
- 1948 (12 games)
- 1943 (10 games)
- 43 1985 (16 games)**

* NFL Record

* Tied NFL Record

Most, game

- 10 at Chi. Cards, 11/27/55
- 9 at SF, 9/7/03
- at GB, 12/11/94
- at SF, 12/23/91
- 8 Last: at MIN, 11/29/09

Fewest, game

- 0 Last: at TB, 11/6/94

YARDS

Most, season

- 1,999 2009 (16 games)
- 1,919 2008 (16 games)
- 1,762 2002 (16 games)

Fewest, season

- 424 1963 (14 games)
- 537 1942 (11 games)
- 632 1982 (9 games)
- 763 1991 (16 games)**

Most, game

- 304 vs. GB, 11/9/52
- 251 at PIT, 9/17/67
- 248 at MIN, 11/29/09

Fewest, game

- 1 vs. GB, 12/23/07

AVERAGE

Highest, season

- *29.4 1972 (14 games)
- 27.9 1966 (14 games)
- 26.9 1942 (11 games)
- 25.4 2010 (16 games)**

Lowest, season

- 16.3 1990 (16 games)
- 1963 (14 games)
- 16.4 1983 (16 games)

TAKEAWAY LEADERS

Since Lovie Smith took over as head coach of the Bears in 2004, Chicago has recorded the most takeaways in the NFL with 266. During that time the Bears rank third in the NFL in interceptions (157), trailing the Green Bay Packers (167) and Baltimore Ravens (159). Chicago's 109 opponent fumble recoveries during that time also rank second in the National Football League behind Detroit (116).

MOST TAKEAWAYS

Since 2004

Team	FR	INT	Takeaways
1. Chicago Bears	109	157	266
2. Carolina Panthers	105	142	247
3. Cincinnati Bengals	97	146	243
4. Baltimore Ravens	83	159	242
New England Patriots	91	151	242

TEAM RECORDS - OFFENSE

TOUCHDOWNS

Most, season

- † 4 1970 (14 games)
- 3 1967 (14 games)
- 2 Last: 2007 (16 games)

Most, game

- † 2 at STL, 12/11/06
- vs. GB, 11/9/52
- at GB, 9/22/40

PENALTIES

Most, season

- 124 2004 (16 games)
- 122 1948 (12 games)
- 121 1981 (16 games)
- 1944 (10 games)

Fewest, season

- 57 1955 (12 games)
- 58 1982 (9 games)
- 61 1953 (12 games)
- 63 2001 (16 games)**

Most, game

- † 22 at PHI, 11/26/44
- 17 at OAK, 9/26/99
- 16 at TB, 10/21/84
- at DEN, 10/16/78
- at BAL, 12/5/65

Fewest, game

- † 0 5 times, last vs. PHI, 12/24/95
- 1 Last: at BAL, 12/20/09

YARDS PENALIZED

Most, season

- 1,194 1968 (14 games)
- 1,107 1951 (12 games)
- 1,066 1948 (12 games)
- 966 1981 (16 games)**

Fewest, season

- 350 1938 (11 games)
- 354 1935 (12 games)
- 416 1939 (11 games)
- 503 1994 (16 games)**

Most, game

- 170 at PHI, 11/26/44
- 147 at DEN, 10/16/78
- vs. WAS, 10/3/67
- 144 vs. LA Rams, 10/10/77

Fewest, game

- † 0 vs. PHI, 12/24/95
- at STL, 9/24/95
- at DET, 11/28/91
- vs. MIN, 10/23/72
- at CLE, 10/9/38
- 5 Last: vs. JAX, 12/7/08

GOOD AS GOULD FROM LONG DISTANCE

Bears K **Robbie Gould** connected on six field goal attempts of 50-plus yards in 2011, establishing a single season franchise record. Over the last three seasons, Gould is 11 of 13 (.846) on field goal attempts of 50-plus yards. The 11 field goals made from 50-plus yards are tied for third most in the NFL during that time. His 84.6% accuracy rate from 50-plus yards is tops in the NFL since 2009.

MOST FGs MADE FROM 50+ YARDS IN A SINGLE SEASON

Bears Franchise History

Player	Season	50+	
		FGM/A	Pct.
1. Robbie Gould	2011	6/6	100.0
2. Kevin Butler	1993	5/8	62.5
Paul Edinger	2002	5/8	62.5
4. Kevin Butler	1990	4/7	57.1
5. Robbie Gould	2010	3/4	75.0
Paul Edinger	2003	3/4	75.0
Paul Edinger	2004	3/5	60.0

FG ACCURACY FROM 50+ YARDS IN THE NFL

Since 2009 *

Player	Team	50+		Lg
		FGM/A	Pct.	
1. Robbie Gould	CHI	11/13	84.6	57
2. Rob Bironas	TEN	13/16	81.3	55
3. Matt Prater	DEN	7/10	70.0	59
4. Josh Brown	STL	9/13	69.2	55
5. Sebastian Janikowski	OAK	17/25	68.0	63

* Minimum 10 attempts



CHICAGO BEARS TEAM RECORDS - DEFENSE

SCORING

POINTS ALLOWED

Most, season

- 421 1997 (16 games)
- 379 2002 (16 games)
- 1975 (14 games)
- 1964 (14 games)

Fewest, season

- 21 1920 (13 games)
- 35 1923 (12 games)
- *44 1932 (14 games) *Modern Era Record
- 1922 (12 games)
- 187 1986 (16 games)**

Most, game

- 55 at DET, 11/27/97
- 53 at Chi. Cards, 11/27/55
- 52 at SF, 12/23/91
- at SF, 9/19/65
- at BAL, 9/27/64

Most, first half

- 34 at BAL, 10/4/58 (27, 7)
- 33 vs. NE, 12/12/10 (7, 26)
- at SF, 9/7/03 (10, 23)
- 31 Last: vs. ARZ, 11/8/09 (14, 17)

Most, second half

- 38 at DET, 11/27/97 (17, 21)
- 35 at GB, 9/30/62 (21, 14)
- 34 at DET, 9/30/07 (0, 34)

Most, first quarter

- 27 at BAL, 10/4/58
- 20 at TB, 10/25/87

Most, second quarter

- 31 at MIA, 12/2/85
- 26 vs. NE, 12/12/10
- 24 vs. NYJ, 12/26/10
- at MIN, 11/29/09
- at TB, 12/22/96
- at SF, 9/19/65

Most, third quarter

- 24 at DAL, 12/27/92
- 21 Last: at SEA, 9/23/84

Most, fourth quarter

- *34 at DET, 9/30/07
- 28 at SF, 12/23/91
- vs. GB, 11/6/55
- at LA Rams, 10/26/52
- 21 Last: vs. TB, 12/17/06

**Indicates 16-game record

TOUCHDOWNS ALLOWED

Most, season

- 50 1997 (16 games)
- 48 1975 (14 games)
- 47 1964 (14 games)

Fewest, season

- †6 1932 (14 games)
- 18 1963 (14 games)
- 20 2005 (16 games)**
- 1986 (16 games)**
- 1982 (9 games)

Most, game

- 7 Last: at DET, 11/27/97
- 6 Last: at CIN, 10/25/09

EXTRA POINTS ALLOWED

Most, season

- 47 1975 (14 games) 47 of 48
- 46 1964 (14 games) 46 of 47
- 45 1997 (16 games) 45 of 45

Fewest, season

- 4 1932 (14 games)
- 18 1982 (9 games) 18 of 20
- 1963 (14 games) 18 of 18
- 19 2005 (16 games) 19 of 20
- 2001 (16 games) 19 of 20
- 1986 (16 games) 19 of 20

Most, game

- 7 at DET, 11/27/97
- at SF, 12/23/91
- at SF, 9/19/65
- at BAL, 9/27/64
- at GB, 9/30/62
- 6 Last: at CIN, 10/25/09

OPPONENTS' EXTRA POINTS MISSED

Most, season

- 6 1955 (12 games)
- 4 1978 (16 games) 28 of 32
- 1974 (14 games) 29 of 33
- 1970 (14 games) 27 of 31
- 3 Last: 1990 (16 games) 28 of 31

Most, game

- 3 vs. CLE, 11/24/40
- 2 Last: at TB, 10/22/79

FIELD GOALS MADE ALLOWED

Most, season

- 38 2008 (16 games)
- 37 2002 (16 games)
- 31 2003 (16 games)

* NFL Record

† Tied NFL Record

TEAM RECORDS - DEFENSE

Fewest, season

- 0 1942 (11 games)
- 1932 (14 games)
- 1 1943 (12 games)
- 2 1944 (12 games)
- 12 1979 (16 games)**
- 1985 (16 games)**

Most, game

- 6 at OAK, 11/27/11
- 5 at ATL, 10/12/08
- vs. OAK, 10/5/03
- at SF, 9/7/03
- vs. TB, 12/29/02
- at MIN, 10/10/99
- vs. KC, 12/29/90
- vs. MIN, 9/23/73
- vs. WAS, 11/14/71

FIELD GOAL ATTEMPTS ALLOWED

Most, season

- 44 2002 (16 games)
- 41 1994 (16 games)
- 1971 (14 games)
- 39 1973 (14 games)

Fewest, season

- 2 1942 (11 games)
- 5 1951 (12 games)
- 6 1944 (10 games)
- 19 1985 (16 games)**

Most, game

- 7 vs. DAL, 11/24/68
- 6 Last: at OAK, 11/27/11
- 5 Last: at ARZ, 10/16/06

OPPONENTS' FIELD GOALS MISSED

Most, season

- 18 1968 (14 games) 13 of 31
- 15 1971 (14 games) 24 of 39
- 14 1967 (14 games) 10 of 24
- 13 1987 (16 games) 18 of 31
- 1980 (16 games) 14 of 27

Fewest, season

- 3 1978 (16 games) 16 of 19

Most, game

- 5 vs. DAL, 11/24/68 (2 of 7)
- 4 vs. ATL, 9/26/76 (1 of 5)
- at NO, 10/7/73 (0 of 4)
- 3 Last: vs. GB, 10/7/02 (2 of 5)

OPPONENTS' SAFETIES AGAINST

Most, season

- 2 Last: 1988 (16 games)

Most, game

- 1 Last: vs. TB, 10/23/11 (Wembley Stadium)

FIRST DOWNS

TOTAL ALLOWED

Most, season

- 332 1989 (16 games)
- 328 2002 (16 games)
- 316 1995 (16 games)

Fewest, season

- 98 1942 (11 games)
- 166 1982 (9 games)
- 196 1963 (14 games)
- 216 1984 (16 games)**

Most, game

- 35 at WAS, 11/26/89
- 31 at MIN, 11/29/09
- vs. IND, 11/21/04
- at CLE, 11/3/80

Fewest, game

- 3 at DET, 11/23/41
- at CLE, 10/9/38
- 5 at GB, 10/17/91
- 6 Last: vs. SEA, 9/9/90

RUSHING ALLOWED

Most, season

- 138 1973 (14 games)
- 128 1978 (16 games)**
- 124 1977 (14 games)

Fewest, season

- *35 1942 (11 games)
- 49 1943 (10 games)
- 1944 (10 games)
- 53 1982 (9 games)
- 67 1986 (16 games)**

Most, game

- 19 vs. DEN, 12/12/76
- at MIN, 10/17/65
- 17 vs. LA Rams, 12/2/73
- 15 vs. IND, 11/21/04
- vs. MIN, 9/15/94

Fewest, game

- †0 vs. DET, 11/20/94
- vs. BUF, 10/2/88
- at TB, 10/6/85
- at DET, 10/28/45
- at Chi. Cards, 12/6/42
- at CLE, 10/10/37

**Indicates 16-game record



CHICAGO BEARS TEAM RECORDS - DEFENSE

PASSING ALLOWED

Most, season

212	1995 (16 games)
208	2008 (16 games)
199	2011 (16 games)

Fewest, season

*33	1943 (10 games)
38	1944 (10 games)
44	1945 (10 games)
122	1984 (16 games)**

Most, game

23	at SF, 12/17/00
22	vs. TB, 9/21/08
	at MIN, 9/19/85

Fewest, game

†0	Last: vs. ATL, 11/24/85
----	-------------------------

BY PENALTY

Most, season

36	1968 (14 games)
33	2002 (16 games)**
30	1988 (16 games)

Fewest, season

10	1953 (12 games)
11	2010 (16 games)**
	1982 (9 games)
	1977 (14 games)
12	1994 (16 games)

Most, game

7	at PHI, 11/26/44
5	vs. WAS, 9/15/68
4	Last: at GB, 12/25/05

NET YARDS

YARDS ALLOWED (Rushing & passing)

Most, season

5,729	1989 (16 games)
5,704	1999 (16 games)
5,675	2007 (16 games)

Fewest, season

1,703	1942 (11 games)
2,006	1944 (10 games)
2,133	1938 (11 games)
3,860	1984 (16 games)**

Most, game

583	at LA Rams, 12/26/82
557	at LA Rams, 10/24/54
550	at CLE, 11/25/61

Fewest, game

33	vs. PHI, 10/25/42
54	at PIT, 10/2/39
86	vs. PIT, 11/9/69

RUSHING

ATTEMPTS ALLOWED

Most, season

564	1978 (16 games)
563	1973 (14 games)
547	1975 (14 games)

Fewest, season

260	1982 (9 games)
294	1942 (11 games)
298	1944 (10 games)
359	1985 (16 games)**

Most, game

59	vs. DEN, 12/12/76
55	at DAL, 10/24/76
54	at NE, 10/30/88

Fewest, game

10	vs. ATL, 9/27/92
	vs. BUF, 10/2/88
	vs. MIA, 9/4/88
11	vs. TB, 10/23/11 (Wembley Stadium)
	vs. GB, 11/27/88
12	vs. DET, 11/22/87

YARDS ALLOWED

Most, season

2,509	1973 (14 games)
2,174	1978 (16 games)**
2,157	1977 (14 games)

Fewest, season

*519	1942 (11 games)
812	1939 (11 games)
902	1982 (9 games)
1,313	2001 (16 games)**

Most, game

393	at DET, 11/26/36
356	vs. DEN, 12/12/76
311	vs. MIN, 10/14/07

Fewest, game

-36	vs. PHI, 11/19/39
-17	at Chi. Cards, 12/6/42
0	vs. BUF, 10/2/88
11	at MIN, 10/28/96

AVERAGE ALLOWED

Highest, season

5.28	1955 (12 games)
5.26	1951 (12 games)
4.73	1962 (14 games)
4.45	1994 (16 games)**

* NFL Record

† Tied NFL Record

Lowest, season

1.77	1942 (11 games)
2.26	1937 (11 games)
2.30	1939 (11 games)
3.41	1988 (16 games)**

Highest, game

9.52	at DEN, 11/23/03 (21 for 200 yards)
9.11	at NYJ, 9/25/94 (18 for 164 yards)
9.05	at DET, 10/10/11 (20 for 181 yards)

Lowest, game

-0.89	at Chi. Cards, 12/6/42 (N/A)
0.00	vs. BUF, 10/2/88 (10 for 0 yards)
0.69	vs. TEN, 11/9/08 (29 for 20 yards)

TOUCHDOWNS ALLOWED**Most, season**

25	1975 (14 games)
21	1989 (16 games)**
20	1983 (16 games)
	1932 (12 games)
	1954 (10 games)

Fewest, season

3	1942 (11 games)
	1932 (14 games)
4	1986 (16 games)**
	1982 (9 games)
	1933 (13 games)

Most, game

6	at Chi. Cards, 11/28/29
5	vs. GB, 11/4/62
	at GB, 9/30/62
4	Last: at DET, 11/27/97

PASSING**ATTEMPTS ALLOWED****Most, season**

631	2011 (16 games)
622	2008 (16 games)
602	2001 (16 games)

Fewest, season

187	1933 (13 games)
190	1938 (11 games)
194	1935 (12 games)
435	1984 (16 games)**

Most, game

67	vs. TB, 9/21/08
63	vs. DET, 11/13/11
62	vs. PHI, 10/2/89

Fewest, game

3	at DET, 11/28/35
	vs. NYG, 11/17/35
9	vs. ATL, 9/17/72
10	vs. GB, 11/12/72

COMPLETIONS ALLOWED**Most, season**

383	2011 (16 games)
	2008 (16 games)
374	1995 (16 games)
363	2010 (16 games)

Fewest, season

59	1935 (12 games)
63	1933 (13 games)
64	1943 (12 games)
197	1984 (16 games)**

Most, game

41	at TB, 11/18/01
38	vs. TB, 9/21/08
36	vs. NE, 11/20/02
	at SF, 12/17/00
	vs. GB, 12/5/93

Fewest, game

10	at GB, 9/25/49
	at Boston, 11/5/33
	vs. Chi. Cards, 10/15/33
1	vs. SF, 11/13/05
3	vs. ATL, 11/24/85
	vs. GB, 12/16/73
	at GB, 11/4/73

OPPONENTS' COMPLETION PERCENTAGE**Highest, season**

64.2	2009 (16 games)
64.0	1998 (16 games)
63.4	2007 (16 games)

Lowest, season

30.4	1935 (12 games)
31.5	1943 (10 games)
32.3	1934 (13 games)
44.4	1981 (16 games)**

Highest, game (10+ attempts)

86.7	at BAL, 9/27/64
85.0	at ATL, 10/14/73
83.3	at CIN, 10/25/09
	at DET, 9/30/07

Lowest, game (10+)

0.0	at GB, 9/25/49
7.7	vs. SF, 11/13/05
17.4	vs. ATL, 11/24/85
	at DET, 11/5/67

NET YARDS ALLOWED**Most, season**

4,065	2011 (16 games)
4,001	1995 (16 games)
3,859	2008 (16 games)



CHICAGO BEARS TEAM RECORDS - DEFENSE

Fewest, season

691	1933 (13 games)
1,674	1973 (14 games)
1,765	1963 (14 games)
2,486	1984 (16 games)**

Most, game

506	at LA Rams, 12/26/82
411	at MIN, 9/19/85
407	vs. TB, 9/21/08

Fewest, game

-22	vs. ATL, 11/24/85
-12	at GB, 11/4/73
-7	vs. TB, 11/26/78

SACKS (since 1972)

Most, season

72	1984 (16 games)
70	1987 (15 games)
64	1985 (16 games)

Fewest, season

18	2003 (16 games)
23	1972 (14 games)
25	1974 (14 games)

Most, game

12	at DET, 12/16/84
11	at PHI, 10/4/87
	vs. MIN, 10/28/84
9	Last: at LA Raiders, 12/27/87

YARDS LOST

Most, season

583	1984 (16 games)
503	1986 (16 games)
484	1987 (15 games)

Fewest, season

105	2003 (16 games)
154	1953 (12 games)
171	1974 (14 games)

Most, game

114	vs. MIN, 12/17/61
107	vs. DET, 11/20/60
101	vs. MIN, 10/28/84

TD PASSES ALLOWED

Most, season

29	2009 (16 games)
27	1998 (16 games)
	1995 (16 games)
	1964 (14 games)
	1961 (14 games)

* NFL Record

† Tied NFL Record

Fewest, season

2	1934 (13 games)
3	1936 (12 games)
	1932 (14 games)
4	1933 (13 games)
10	2005 (16 games)**

Most, game

5	at GB, 12/25/11
	vs. ARZ, 11/8/09
	at CIN, 10/25/09
	at GB, 11/12/95
	at MIN, 11/28/82
	at PIT, 9/28/80
	vs. SF, 11/19/72
4	Last: vs. IND, 11/21/04

TURNOVERS

TAKEAWAYS

Most, season

58	1947 (12 games)
54	1985 (16 games)**
51	1963 (14 games)

Fewest, season

20	2003 (16 games); 15 INTs, 5 FRs
	2000 (16 games); 11 INTs, 9 FRs
	1982 (9 games); 13 INTs, 7 FRs
22	1994 (16 games); 12 INTs, 10 FRs

Most, game

12	at DET, 11/22/42 (7 int, 5 fum)
9	vs. StL Cards, 11/19/67 (7 int, 2 fum)
8	vs. TB, 9/2/84 (6 int, 2 fum)
	at GB, 9/24/67 (5 int, 3 fum)
	vs. PHI, 10/27/63 (4 int, 4 fum)
	at LA Rams, 10/13/63 (6 int, 2 fum)

FUMBLES

OPPONENTS' FUMBLES

Most, season

44	1952 (12 games)
38	1990 (16 games)**
37	2010 (16 games)
	1987 (15 games)
	1983 (16 games)
	1976 (14 games)
	1972 (14 games)

Fewest, season

13	1960 (12 games)
17	2008 (16 games)**
	1988 (16 games)

Most, game

- 7 at GB, 9/16/90
- vs. GB, 12/18/83
- at LA Rams, 9/16/66
- at LA Rams, 11/15/64
- 6 vs. WAS, 10/24/10

OPPONENTS' FUMBLES LOST

Most, season

- 26 1952 (12 games)
- 24 1965 (14 games)
- 1962 (14 games)
- 23 1976 (14 games)
- 1971 (14 games)
- 22 1981 (16 games)**

Fewest, season

- 5 2003 (16 games)
- 6 1945 (10 games)
- 1943 (10 games)
- 7 1982 (9 games)

Most, game

- 5 at OAK, 9/26/99
- at KC, 11/8/81
- at DEN, 9/30/73
- 4 Last: at DET, 12/22/85

TOUCHDOWNS ON FUMBLES

Most, season

- 5 1942 (11 games)
- 2 Last: 2011 (16 games)**

Most, game

- 2 at ARZ, 10/16/06
- vs. WAS, 11/28/48
- 1 Last: vs. SEA, 12/18/11

INTERCEPTIONS

INTERCEPTIONS

Most, season

- 37 1935 (12 games)
- 36 1963 (14 games)
- 35 1936 (12 games)
- 34 1985 (16 games)**

Fewest, season

- 9 2002 (16 games)
- 10 1964 (14 games)
- 1960 (12 games)

Most, game

- 7 vs. StL Cards, 11/19/67
- at Chi. Cards, 12/5/54
- at DET, 11/22/42
- at GB, 9/22/40
- 6 vs. TB, 9/2/84
- at LA Rams, 10/13/63

YARDS RETURNED

Most, season

- 585 1941 (11 games)
- 546 2004 (16 games)**
- 537 1963 (14 games)

Fewest, season

- 60 1997 (16 games)
- 69 1987 (15 games)
- 99 1982 (9 games)

Most, game

- 149 vs. LA Rams, 10/11/64
- 140 vs. GB, 12/4/05

TOUCHDOWNS

Most, season

- 5 2004 (16 games)
- 4 Last: 2011 (16 games)
- 3 Last: 2001 (16 games)

Most, game

- 2 Last: vs. DET, 11/13/11

PUNTING

PUNTS ALLOWED

Most, season

- 100 2006 (16 games)
- 1986 (16 games)
- 1984 (16 games)
- 99 1983 (16 games)
- 98 1981 (16 games)

Fewest, season

- 42 1945 (10 games)
- 49 1982 (9 games)
- 56 1941 (11 games)
- 62 1995 (16 games)**

Most, game

- 16 vs. Chi. Cards, 11/30/33
- 15 vs. NYG, 11/17/35
- 11 vs. KC, 12/4/11
- vs. TB, 12/17/07
- at CAR, 12/22/02
- vs. NE, 9/16/85
- at CLE, 10/15/72

Fewest, game

- *0 vs. GB, 12/17/89
- at MIA, 9/23/79
- at GB, 9/24/67
- at DET, 12/2/56



CHICAGO BEARS TEAM RECORDS - DEFENSE

GROSS AVERAGE ALLOWED

Highest, season

46.6	1964 (14 games)
43.7	2006 (16 games)
43.5	1997 (16 games)

Lowest, season

35.4	1978 (16 games)
36.3	1976 (14 games)
37.3	1995 (16 games)

Highest, game (4+ punts)

61.8	vs. DET, 11/24/46
55.3	at DAL, 9/28/97
54.6	at OAK, 11/27/11

Lowest, game (4+)

19.0	vs. GB, 12/23/07
23.6	vs. ATL, 11/19/78
25.5	at PIT, 11/30/58

PUNT RETURNS

RETURNS ALLOWED

Most, season

66	1981 (16 games)
58	1974 (14 games)
57	2004 (16 games)

Fewest, season

20	1941 (11 games)
22	1993 (16 games)**
	1965 (14 games)
23	1986 (14 games)

Most, game

9	at Chi. Cards, 11/29/59
8	at DEN, 12/11/11
	at OAK, 11/11/07
	vs. WAS, 10/11/81
	at ATL, 10/13/74
7	Last: vs. TB, 12/17/06

Fewest, game

0	Last: vs. MIN, 11/14/10
---	-------------------------

YARDS ALLOWED

Most, season

727	1997 (16 games)
633	1974 (14 games)
612	1952 (12 games)

Fewest, season

106	1969 (14 games)
110	1972 (14 games)
115	1993 (16 games)**

Most, game

147	vs. GB, 11/8/59
117	at ATL, 10/13/74
116	at TB, 12/21/97

AVERAGE RETURN ALLOWED

Highest, season

17.0	1941 (11 games)
16.1	1952 (12 games)
16.0	1947 (10 games)
14.0	1997 (16 games)**

Lowest, season

3.8	1969 (14 games)
4.1	1967 (14 games)
4.3	1968 (14 games)
4.8	1986 (16 games)**

TOUCHDOWNS ALLOWED

Most, season

2	1997 (16 games)
	1996 (16 games)
	1954 (12 games)
	1952 (12 games)
	1947 (12 games)
	1941 (11 games)
	1933 (13 games)

Most, game

1	Last: at DAL, 9/19/10
---	-----------------------

FAIR CATCHES FORCED

Most, season

38	1993 (16 games)
33	2000 (16 games)
27	2011 (16 games)
	2008 (16 games)

Fewest, season

5	1989 (16 games)
6	1990 (16 games)
7	1987 (15 games)
	1982 (9 games)
	1980 (16 games)

Most, game

7	vs. DET, 11/21/76
6	at GB, 12/16/73

KICKOFF RETURNS

RETURNS ALLOWED

Most, season

83	2006 (16 games)
78	1985 (16 games)
73	1990 (16 games)

Fewest, season

30	1982 (9 games)
32	1971 (14 games)
33	1957 (12 games)
	1973 (14 games)
35	2011 (16 games)**

Most, game

10	at DET, 9/24/89
9	vs. TB, 9/25/93
	vs. GB, 12/7/80
	vs. BAL, 10/21/56
	at Boston, 11/21/48
8	Last: at MIN, 12/20/10

Fewest, game

†0	Last: vs. MIN, 11/14/10
----	-------------------------

YARDS ALLOWED**Most, season**

1,827	1985 (16 games)
1,730	2006 (16 games)
1,656	2008 (16 games)

Fewest, season

435	1940 (11 games)
537	1982 (9 games)
688	1945 (10 games)
855	2011 (16 games)**

Most, game

275	at DET, 9/24/89
254	at LA Rams, 10/13/63
234	vs. GB, 12/7/80

Fewest, game

†0	Last: at DEN, 12/11/11
----	------------------------

AVERAGE ALLOWED**Highest, season**

27.8	1960 (12 games)
26.6	1956 (12 games)
26.1	1957 (12 games)
24.4	2011 (16 games)**
	2008 (16 games)**

Lowest, season

16.0	1946 (11 games)
16.6	1999 (16 games)**
17.3	1993 (16 games)

TOUCHDOWNS ALLOWED**Most, season**

1	Last: 207
---	-----------

Most, game

1	Last: at DET, 9/30/07
---	-----------------------

PENALTIES**OPPONENTS' PENALTIES****Most, season**

132	2006 (16 games)
129	1980 (16 games)
120	2004 (16 games)
	1987 (15 games)

Fewest, season

34	1942 (11 games)
43	1941 (11 games)
52	1982 (9 games)
78	2000 (16 games)**

Most, game

21	at CLE, 11/25/51
18	vs. GB, 9/27/10
16	at GB, 11/8/87

Fewest, game

†0	Last: at GB, 12/25/11
1	Last: vs. GB, 12/23/07

OPPONENTS' YARDS PENALIZED**Most, season**

1,109	1980 (16 games)
1,103	1987 (15 games)
1,084	2006 (16 games)

Fewest, season

110	1937 (11 games)
451	1982 (9 games)
601	1974 (14 games)
645	1994 (16 games)**

Most, game

209	at CLE, 11/25/51
152	vs. GB, 9/27/10
149	vs. NO, 10/8/00

Fewest, game

†0	Last: at GB, 12/25/11
5	Last: vs. LA Rams, 12/18/94

**Indicates 16-game record



CHICAGO BEARS INDIVIDUAL POSTSEASON RECORDS

SERVICE

Games

- 13 Mark Bortz, 1983-94
- 12 Kevin Butler, 1985-95
- Dennis Gentry, 1982-91
- Dan Hampton, 1979-90
- Jay Hilgenberg, 1981-91
- Steve McMichael, 1981-93
- Ron Rivera, 1984-92
- Mike Singletary, 1981-92
- Keith Van Horne, 1981-93
- 11 Jim Covert, 1983-90

Starts

- 12 Mark Bortz, 1983-94
- Jay Hilgenberg, 1981-91
- Mike Singletary, 1981-92
- Keith Van Horne, 1981-93
- 11 Jim Covert, 1983-90
- Dan Hampton, 1979-90
- Steve McMichael, 1981-93
- 10 Richard Dent, 1983-93, 95
- Tom Thayer, 1985-92

SCORING

Points, career

- 74 Kevin Butler, 1985-95
- 37 **Robbie Gould**, 2005-11
- 33 Jack Manders, 1933-41

Points, game

- 15 Jack Manders, vs. WAS, 12/12/37
- 14 Kevin Butler, vs. NE, 1/26/86
- 13 **Robbie Gould**, vs. NO, 1/21/07

Touchdowns, career

- 4 Thomas Jones, 2004-06
- Dennis McKinnon, 1983-85, 87-89
- Norm Standlee, 1941
- Harry Clark, 1940-43
- 3 Willie Gault, 1983-87
- Jim McMahon, 1982-88
- Ken Kavanaugh, 1940-41, 45-50
- Dante Magnani, 1943, 46, 49

Touchdowns, game

- 2 Last: **Jay Cutler**, vs. SEA, 1/16/11

Field Goals, career

- 16 Kevin Butler, 1985-95
- 6 **Robbie Gould**, 2005-11
- Bob Snyder, 1939-41, 43
- Jack Manders, 1933-40
- 2 Bob Thomas, 1975-84

Field Goals, game

- 3 Last: **Robbie Gould**, vs. NO, 1/21/07
- 2 Last: **Robbie Gould**, vs. SEA, 1/14/07

Field Goals, long

- 49 **Robbie Gould**, vs. SEA, 1/14/07
- 46 Kevin Butler, vs. PHI, 12/31/88
- 44 **Robbie Gould**, vs. IND, 2/4/07



Robbie Gould converts a 49-yard field goal in overtime against the Seattle Seahawks to give the Bears a 27-24 win on Jan. 14, 2007 in the NFC Divisional playoff.

INDIVIDUAL POSTSEASON RECORDS

RUSHING

Attempts, career

- 180 Walter Payton, 1975-87
- 81 Neal Anderson, 1986-93
- 75 Thomas Jones, 2004-06

Attempts, game

- 27 Neal Anderson, vs. NO, 1/6/91
- Walter Payton, vs. NYG, 1/5/86
- 25 **Matt Forté**, vs. SEA, 1/16/11
- 24 Last: Cedric Benson, vs. NO, 1/21/07

Yards, career

- 632 Walter Payton, 1975-87
- 381 Thomas Jones, 2004-06
- 279 Neal Anderson, 1986-93

Yards, game

- 123 Thomas Jones, vs. NO, 1/21/07
- 119 George McAfee, vs. GB, 12/14/41
- 112 Thomas Jones, vs. IND, 2/4/07

Touchdowns, career

- 4 Thomas Jones, 2004-06
- Norm Standlee, 1941
- 3 Jim McMahon, 1982-88
- 2 Last: **Jay Cutler**, 2009-11

Touchdowns, game

- 2 Last: **Jay Cutler**, vs. SEA, 1/16/11

Long

- 68 Bill Osmanski, at WAS, 12/8/40
- 58 Thomas Sanders, vs. PHI, 12/31/88
- 52 Thomas Jones, vs. IND, 2/4/07

PASSING

Attempts, career

- 133 Rex Grossman, 2003-06
- 127 Jim McMahon, 1982-88
- 93 Mike Tomczak, 1985-90

Attempts, game

- 44 Jim Harbaugh, vs. DAL, 12/29/91
- 41 Rex Grossman, vs. CAR, 1/15/06
- 38 Rex Grossman, vs. SEA, 1/14/07

Completions, career

- 70 Jim McMahon, 1982-88
- 69 Rex Grossman, 2003-08
- 45 Mike Tomczak, 1985-90
- Sid Luckman, 1939-50

Completions, game

- 22 Jim Harbaugh, vs. DAL, 12/29/91
- 21 Rex Grossman, vs. SEA, 1/14/07
- 20 Rex Grossman, vs. IND, 2/4/07

Yards, career

- 967 Jim McMahon, 1982-88
- 783 Rex Grossman, 2003-08
- 721 Sid Luckman, 1939-50

Yards, game

- 286 Sid Luckman, vs. WAS, 12/26/43
- 282 Rex Grossman, vs. SEA, 1/14/07
- 274 **Jay Cutler**, vs. SEA, 1/16/11

Touchdowns, career

- 9 Sid Luckman, 1939-50
- 4 Jim McMahon, 1982-88
- Rex Grossman, 2003-08
- 2 Last: **Jay Cutler**, 2009-11

Touchdowns, game

- 5 Sid Luckman, vs. WAS, 12/26/43
- 2 Last: **Jay Cutler**, vs. SEA, 1/16/11
- 1 Last: **Caleb Hanie**, vs. GB, 1/23/11

Interceptions, career

- 5 Mike Tomczak, 1985-90
- 4 Jim McMahon, 1982-88
- Bob Avellini, 1975-84
- Sid Luckman, 1939-50
- Rex Grossman, 2003-08
- 3 Johnny Lujack, 1948-51
- Steve Walsh, 1994

Interceptions, game

- 4 Bob Avellini, at DAL, 12/26/77
- 3 Mike Tomczak, vs. PHI, 12/31/88
- Jim McMahon, vs. WAS, 1/10/88
- Johnny Lujack, at LA Rams, 12/17/50
- 2 Last: **Caleb Hanie**, vs. GB, 1/23/11

Long

- 75t Steve Fuller, at WAS, 12/30/84
- 68t Rex Grossman, vs. SEA, 1/14/07
- 67t George Corbett, vs. NYG, 12/17/33



Jay Cutler rushed for two touchdowns and threw for 274 yards in the Bears 35-24 NFC Divisional playoff win vs. Seattle on Jan. 16, 2011.



CHICAGO BEARS INDIVIDUAL POSTSEASON RECORDS

RECEIVING

Receptions, career

- 22 Walter Payton, 1975-87
- 20 Dennis McKinnon, 1983-85, 87-88
- 19 Bernard Berrian, 2004-07

Receptions, game

- 10 **Matt Forté**, vs. GB, 1/23/11
- 9 Tom Waddle, vs. DAL, 12/29/91
- 7 Wendell Davis, vs. DAL, 12/29/91
- Walter Payton, vs. LA Rams, 1/12/86

Yards, career

- 454 Willie Gault, 1983-87
- 345 Dennis McKinnon, 1983-85, 87-88
- 296 Bernard Berrian, 2004-07

Yards, game

- 129 Willie Gault, vs. NE, 1/26/86
- 122 Dante Magnani, vs. WAS, 12/26/43
- 113 Greg Olsen, vs. SEA, 1/16/11

Touchdowns, career

- 4 Dennis McKinnon, 1983-85, 87-89
- 3 Willie Gault, 1983-88
- 2 Bernard Berrian, 2004-07
- Ken Kavanaugh, 1940-41, 45-50
- Dante Magnani, 1943, 46, 49
- Harry Clark, 1940-43
- Bill Karr, 1933-38

Touchdowns, game

- 2 Dennis McKinnon, vs. NYG, 1/5/86
- Harry Clark, vs. WAS, 12/26/43
- Dante Magnani, vs. WAS, 12/26/43
- Bill Karr, vs. NYG, 12/17/33
- 1 Last: **Earl Bennett**, vs. GB, 1/23/11

Long

- 75t Willie Gault, at WAS, 12/30/84
- 68t Bernard Berrian, vs. SEA, 1/14/07
- 67t Carl Brumbaugh, vs. NYG, 12/17/33

PUNTING

Punts, career

- 44 Brad Maynard, 2001-10
- 29 Maury Buford, 1985-86, 89-91
- 22 Sid Luckman, 1939-50

Punts, game

- 10 Maury Buford, vs. LA Rams, 1/12/86
- Keith Molesworth, vs. NYG, 12/17/33
- 9 Brad Maynard, vs. GB, 1/23/11
- Keith Molesworth, vs. NYG, 12/9/34
- 7 Last: Brad Maynard, vs. NO, 1/21/07

Yards, career

- 1,766 Brad Maynard, 2001-10
- 1,102 Maury Buford, 1985-91
- 863 Sid Luckman, 1939-50

Yards, game

- 398 Keith Molesworth, vs. NYG, 12/17/33
- 366 Keith Molesworth, vs. NYG, 12/9/34
- 363 Maury Buford, vs. LA Rams, 1/12/86

Long

- 66 Brad Maynard, vs. NO, 1/21/07
- 63 Sam Francis, vs. WAS, 12/12/37
- 61 George McAfee, vs. GB, 12/21/41

PUNT RETURNS

Returns, career

- 11 **Devin Hester**, 2006-11
- Keith Ortego, 1985-87
- 9 George McAfee, 1940-41, 45-50

Returns, game

- 6 George McAfee, at LA Rams, 12/17/50
- 5 Keith Ortego, vs. NYG, 1/5/86
- Lew Barnes, vs. WAS, 1/3/87
- 4 Keith Ortego, vs. LA Rams, 1/12/86
- Keith Molesworth, at NYG, 12/9/34

Yards, career

- 108 George McAfee, 1940-41, 45-50
- 100 Keith Molesworth, 1931-38
- 94 Hugh Gallarneau, 1941-46

Yards, game

- 81 Hugh Gallarneau, vs. GB, 12/14/41
- 79 George McAfee, at LA Rams, 12/17/50
- 67 Keith Molesworth, at NYG, 12/9/34

Touchdowns, career

- 1 Shaun Gayle (5 yards), vs. NYG, 1/5/86
- Hugh Gallarneau (81 yards), vs. GB, 12/14/41

Long

- 81t Hugh Gallarneau, vs. GB, 12/14/41
- 28 Keith Molesworth, at NYG, 12/9/34
- 26 **Devin Hester**, vs. SEA, 1/16/11

KICKOFF RETURNS

Returns, career

- 17 Dennis Gentry, 1982-92
- 10 Willie Gault, 1983-87
- 9 **Devin Hester**, 2006-11

Returns, game

- 7 Don Bingham, at NYG, 12/30/56
- 6 Autry Denson, vs. PHI, 1/19/02
- 5 Rashied Davis, vs. CAR, 1/15/06
- Nate Lewis, at SF, 1/7/95

Yards, career

- 435 Dennis Gentry, 1982-92
- 214 **Devin Hester**, 2006-11
- 191 Willie Gault, 1983-87

Yards, game

- 127 Dennis Gentry, vs. WAS, 1/3/87
- 125 Nate Lewis, at SF, 1/7/95
- 120 Autry Denson, vs. PHI, 1/19/02

INDIVIDUAL POSTSEASON RECORDS

Touchdowns, career

- 1 **Devin Hester**, 2006-11

Long

- 92† **Devin Hester**, vs. IND, 2/4/07
- 60 Dennis Gentry, vs. WAS, 1/3/87
- 49 Dennis Gentry, vs. WAS, 1/10/88

INTERCEPTIONS

Interceptions, career

- 4 George McAfee, 1940-41, 45-50
Clyde Turner, 1940-52
- 3 Mike Richardson, 1983-88
Sid Luckman, 1939-50

Interceptions, game

- 2 Gary Fencik, at SF, 1/5/85
George McAfee, at NYG, 12/15/46
Dante Magnini, at NYG, 12/15/46
Sid Luckman, vs. WAS, 12/26/43
George Wilson, vs. GB, 12/14/41
Joe Maniacci, at WAS, 12/8/40
- 1 Last: **Urlacher/Briggs**, vs. GB, 1/23/11

Yards, career

- 68 George McAfee, 1940-41, 45-50
- 61 Larry Morris, 1959-65
- 59 **Brian Urlacher**, 2001-11

Yards, game

- 61 Larry Morris, vs. NYG, 12/29/63
- 51 Vestee Jackson, vs. PHI, 12/31/88
- 49 Dante Magnani, at NYG, 12/15/46

Touchdowns, career

- 1 Jerry Azumah (39 yards), vs. PHI, 1/19/02
Reggie Phillips (38 yards), vs. NE, 1/26/86
Dante Magnani (19 yards), at NYG, 12/15/46
Hampton Pool (15 yards), at WAS, 12/8/40
George McAfee (34 yards), at WAS, 12/8/40
Clyde Turner (24 yards), at WAS, 12/8/40

Long

- 51 Vestee Jackson, vs. PHI, 12/31/88
- 47 Maurice Douglass vs. PHI, 12/31/88
Jim Morrissey, vs. NE, 1/26/86
- 39 **Brian Urlacher**, vs. GB, 1/23/11
Jerry Azumah, vs. PHI, 1/19/02

SACKS

Sacks, career

- 10.5 Richard Dent, 1983-93, 95
- 8.0 Dan Hampton, 1979-90
- 5.5 Steve McMichael, 1981-93

Sacks, game

- 3.5 Richard Dent, vs. NYG, 1/5/86
- 3.0 Richard Dent, at WAS, 12/30/84
- 2.0 Trace Armstrong, at MIN, 1/1/95
Otis Wilson, vs. NE, 1/26/86
Dan Hampton, at WAS, 12/30/84
Dan Hampton, at PHI, 12/23/79
- 1.5 Tommie Harris, vs. SEA, 1/16/11



Devin Hester returned the opening kickoff of Super Bowl XLI 92 yards for a touchdown.



CHICAGO BEARS POSTSEASON TEAM - OFFENSE

Team Postseason Records inclusive of Super Bowl Era only

SCORING

Most Points, Game

- 46 (W) vs. NE (1/26/86)
- 39 (W) vs. NO (1/21/07)
- 35 (W) vs. SEA (1/16/11)
- (W) at MIN (1/1/95)

Fewest Points, Game

- 0 (L) at SF (1/6/85)
- 3 (L) at NYG (1/13/91)
- (L) vs. SF (1/8/89)
- 7 (L) at DAL (12/26/77)

Most Points, Both Teams, Game

- 59 (35-24) vs. SEA (1/16/11)
- (15-44) at SF (1/7/95)
- 56 (46-10) vs. NE (1/26/86)
- 53 (39-14) vs. NO (1/21/07)
- (35-18) at MIN (1/1/95)

Fewest Points, Both Teams, Game

- 21 (21-0) vs. NYG (1/5/86)
- 22 (16-6) vs. NO (1/6/91)
- 23 (0-23) at SF (1/6/85)

Largest Margin of Victory, Game

- 36 (46-10) vs. NE (1/26/86)
- 25 (39-14) vs. NO (1/21/07)
- 24 (24-0) vs. LA Rams (1/12/86)

Most Points, Shutout Victory, Game

- 24 vs. LA Rams (1/12/86)
- 21 vs. NYG (1/5/86)

Most Points Overcome to Win Game

- 3 vs. SEA (1/14/07)
- vs. MIN (1/1/95)
- vs. NE (1/26/86)
- at WAS (12/30/84)

Most Points, Each Half

- 1st: 23 vs. NE (1/26/86)
- 21 vs. SEA (1/16/11)
- vs. SEA (1/14/07)
- 2nd: 23 vs. NO (1/21/07)
- vs. NE (1/26/86)
- 21 at MIN (1/1/95)
- 14 Last: vs. GB (1/23/11)

Most Points, Each Quarter

- 1st: 14 vs. SEA (1/16/11)
- 13 vs. NE (1/26/86)
- 2nd: 14 vs. SEA (1/14/07)
- at MIN (1/1/95)
- 3rd: 21 vs. NE (1/26/86)
- 14 vs. NYG (1/5/86)
- 4th: 21 vs. NO (1/21/07)
- 14 Last: vs. GB (1/23/11)
- OT: 3 vs. SEA (1/14/07)

TOUCHDOWNS

Most Touchdowns, Game

- 5 Last: vs. SEA (1/16/11)
- 4 vs. NO (1/21/07)
- 3 Last: vs. SEA (1/14/07)

Fewest Touchdowns, Game

- 0 at NYG (1/13/91)
- vs. SF (1/8/89)
- at SF (1/6/85)
- 1 Last: vs. DAL (12/29/91)

Most Touchdowns, Both Teams, Game

- 8 (5 and 3) vs. SEA (1/16/11)
- (2 and 6) at SF (1/7/95)
- 7 (5 and 2) at MIN (1/1/95)
- 6 Last: (4 and 2) vs. NO (1/21/07)

Fewest Touchdowns, Both Teams, Game

- 1 (1 and 0) vs. NO (1/6/91)
- 2 (2 and 0) vs. PHI (12/31/88)
- (0 and 2) at SF (1/6/85)
- 3 Last: vs. DAL (12/29/91)

FIELD GOALS

Most Field Goals Made, Game

- 3 Last: vs. NO (1/21/07)
- 2 Last: vs. SEA (1/14/07)

Most Field Goals Made, Both Teams, Game

- 6 (2 and 4) vs. PHI (12/31/88)
- 5 (1 and 4) vs. PHI (1/19/02)
- (3 and 2) vs. NO (1/6/91)
- 4 Last: (2 and 2) vs. WAS (1/3/87)

Most Field Goals Attempted, Game

- 4 vs. NO (1/6/91)
- vs. PHI (12/31/88)
- 3 Last: vs. NO (1/21/07)

Most Field Goals Attempted, Both Teams, Game

- 9 (4 and 5) vs. PHI (12/31/88)
- 8 (4 and 4) vs. NO (1/6/91)
- 6 (3 and 3) vs. WAS (1/3/87)

FIRST DOWNS

OVERALL FIRST DOWNS

Most First Downs, Game

- 26 vs. DAL (12/29/91)
- 23 vs. CAR (1/15/06)
- vs. NE (1/26/86)
- 21 vs. SEA (1/16/11)
- vs. SEA (1/14/07)

Fewest First Downs, Game

- 10 vs. PHI (1/19/02)
- 11 at NYG (1/13/91)
- vs. IND (2/4/07)
- 13 Last: vs. LA Rams (1/12/86)

POSTSEASON TEAM - OFFENSE

Team Postseason Records inclusive of Super Bowl Era only

Most First Downs, Both Teams, Game

- 47 (20 and 27) at SF (1/7/95)
- 44 (23 and 21) vs. CAR (1/15/06)
- 41 (26 and 15) vs. DAL (12/29/91)

Fewest First Downs, Both Teams, Game

- 22 (13 and 9) vs. LA Rams (1/12/86)
- 27 (17 and 10) vs. NYG (1/5/86)
- 29 (10 and 19) vs. PHI (1/19/02)
- (18 and 11) vs. NO (1/6/91)

FIRST DOWNS BY RUSHING

Most First Downs, Rushing, Game

- 13 vs. NE (1/26/86)
- 12 vs. NO (1/21/07)
- vs. DAL (12/29/91)
- 11 vs. SEA (1/16/11)

Fewest First Downs, Rushing, Game

- 0 at NYG (1/13/91)
- 3 vs. IND (2/4/07)
- 4 at SF (1/7/95)
- at DAL (12/26/77)

Most First Downs, Rushing, Both Teams, Game

- 20 (8 and 12) vs. SEA (1/14/07)
- 18 (12 and 6) vs. DAL (12/29/91)
- (9 and 9) at SF (1/6/85)
- 17 Last: (4 and 13) at SF (1/7/95)

Fewest First Downs, Rushing, Both Teams, Game

- 8 (5 and 3) at MIN (1/1/95)
- 9 (8 and 1) vs. PHI (12/31/88)
- 10 (5 and 5) vs. LA Rams (1/12/86)
- (9 and 1) vs. NYG (1/5/86)

FIRST DOWNS BY PASSING

Most First Downs, Passing, Game

- 14 vs. DAL (12/29/91)
- 13 at SF (1/7/95)
- 11 Last: vs. GB (1/23/11)

Fewest First Downs, Passing, Game

- 2 vs. PHI (1/19/02)
- 3 at SF (1/6/85)
- 5 vs. WAS (1/3/87)

Most First Downs, Passing, Both Teams, Game

- 29 (11 and 18) at MIN (1/1/95)
- 27 (6 and 21) vs. PHI (12/31/88)
- 25 (14 and 11) vs. CAR (1/15/06)

Fewest First Downs, Passing, Both Teams, Game

- 11 (8 and 3) vs. LA Rams (1/12/86)
- 13 (5 and 8) vs. WAS (1/3/87)
- 15 Last: (2 and 13) vs. PHI (1/19/02)

FIRST DOWNS BY PENALTY

Most First Downs, Penalty, Game

- 6 vs. CAR (1/15/06)
- 3 vs. SEA (1/14/07)
- at SF (1/7/95)
- 2 Last: vs. PHI (1/19/02)

Most First Downs, Penalty, Both Teams, Game

- 7 (6 and 1) vs. CAR (1/15/06)
- 6 (3 and 3) at SF (1/7/95)
- 4 (1 and 3) vs. GB (1/23/11)
- (1 and 3) vs. WAS (1/3/87)

NET YARDS GAINED

Most Net Yards Gained, Game

- 437 vs. SEA (1/16/11)
- 408 vs. NE (1/26/86)
- 372 vs. DAL (12/29/91)

Fewest Net Yards Gained, Game

- 184 vs. PHI (1/19/02)
- 186 at SF (1/6/85)
- 220 vs. WAS (1/3/87)

Most Net Yards Gained, Both Teams, Game

- 771 (341 and 430) vs. PHI (12/31/88)
- 716 (282 and 434) vs. CAR (1/15/06)
- 715 (340 and 375) vs. NO (1/21/07)

Fewest Net Yards Gained, Both Teams, Game

- 362 (232 and 130) vs. LA Rams (1/12/86)
- 520 (184 and 336) vs. PHI (1/19/02)
- (232 and 288) at NYG (1/13/91)
- 522 (220 and 302) vs. WAS (1/3/87)

OFFENSIVE PLAYS

Most Offensive Plays, Game

- 82 vs. DAL (12/29/91)
- 77 vs. SEA (1/16/11)
- 76 vs. NE (1/26/86)

Fewest Offensive Plays, Game

- 47 vs. PHI (1/19/02)
- 48 vs. IND (2/4/07)
- 52 at NYG (1/13/91)

Most Offensive Plays, Both Teams, Game

- 142 (75 and 67) vs. SEA (1/14/07)
- 137 (77 and 60) vs. SEA (1/16/11)
- 136 (72 and 64) vs. NO (1/21/07)
- (54 and 82) at MIN (1/1/95)

Fewest Offensive Plays, Both Teams, Game

- 119 (55 and 64) at DAL (12/26/77)
- 120 (47 and 73) vs. PHI (1/19/02)
- (52 and 68) at NYG (1/13/91)
- 121 (61 and 60) vs. LA Rams (1/12/86)
- (66 and 55) vs. NYG (1/5/86)



CHICAGO BEARS POSTSEASON TEAM - OFFENSE

Team Postseason Records inclusive of Super Bowl Era only

YARDS PER PLAY

Highest Yards Per Play Average, Game

- 5.98 (341 yds, 57 plays) vs. PHI (12/31/88)
- 5.70 (308 yds, 54 plays) at MIN (1/1/95)
- 5.67 (437 yds, 77 plays) vs. SEA (1/16/11)

Lowest Yards Per Play Average, Game

- 2.95 (186 yds, 63 plays) at SF (1/6/85)
- 3.58 (247 yds, 69 plays) at SF (1/7/95)
- 3.80 (232 yds, 61 plays) vs. LA Rams (1/12/86)

Highest Yards Per Play Average, Both Teams, Game

- 5.84 (771 yds, 132 plays) vs. PHI (12/31/88)
- 5.38 (695 yds, 129 plays) vs. IND (2/4/07)
- 5.36 (713 yds, 133 plays) vs. SEA (1/16/11)

Lowest Yards Per Play Average, Both Teams, Game

- 2.99 (362 yds, 121 plays) vs. LA Rams (1/12/86)
- 4.05 (522 yds, 129 plays) vs. WAS (1/3/87)
- 4.08 (531 yds, 130 plays) vs. NE (1/26/86)

RUSHING

RUSHING ATTEMPTS

Most Rushing Attempts, Game

- 49 vs. NE (1/26/86)
- 46 vs. NO (1/21/07)
- 45 vs. SEA (1/16/11)

Fewest Rushing Attempts, Game

- 16 at NYG (1/13/91)
- 18 at SF (1/7/95)
- 19 vs. IND (2/4/07)

Most Rushing Attempts, Both Teams, Game

- 75 (27 and 48) at DAL (12/26/77)
- 66 (29 and 37) at PHI (12/23/79)
- 65 (34 and 31) vs. SEA (1/14/07)

Fewest Rushing Attempts, Both Teams, Game

- 49 (30 and 19) at MIN (1/1/95)
- (33 and 16) vs. PHI (12/31/88)
- 54 (23 and 31) vs. PHI (1/19/02)
- 55 (18 and 37) at SF (1/7/95)

RUSHING YARDS GAINED

Most Rushing Yards Gained, Game

- 196 vs. NO (1/21/07)
- 189 vs. NO (1/6/91)
- 176 vs. SEA (1/16/11)

Fewest Rushing Yards Gained, Game

- 27 at NYG (1/13/91)
- 39 at SF (1/7/95)
- 81 at DAL (12/26/77)

Most Rushing Yards Gained, Both Teams, Game

- 314 (81 and 233) at DAL (12/26/77)
- 308 (149 and 159) at SF (1/6/85)
- 302 (111 and 191) vs. IND (2/4/07)

Fewest Rushing Yards Gained, Both Teams, Game

- 143 (94 and 49) at MIN (1/1/95)
- 174 (167 and 7) vs. NE (1/26/86)
- 177 (91 and 86) vs. LA Rams (1/12/86)

YARDS PER CARRY

Highest Yards Per Carry Average, Game

- 5.84 (111 yds, 19 carries) vs. IND (2/4/07)
- 4.97 (164 yds, 33 carries) vs. PHI (12/31/88)
- 4.83 (111 yds, 23 carries) vs. PHI (1/19/02)

Lowest Yards Per Carry Average, Game

- 1.69 (27 yds, 16 carries) at NYG (1/13/91)
- 2.17 (39 yds, 18 carries) at SF (1/7/95)
- 2.76 (91 yds, 33 carries) vs. LA Rams (1/12/86)

Highest Yards Per Carry Average, Both Teams, Game

- 5.05 (308 yds, 61 carries) at SF (1/6/85)
- 4.95 (302 yds, 61 carries) vs. IND (2/4/07)
- 4.41 (216 yds, 49 carries) vs. PHI (12/31/88)

Lowest Yards, Per Carry Average, Both Teams

- 2.90 (174 yds, 60 carries) vs. NE (1/26/86)
- 2.92 (143 yds, 49 carries) at MIN (1/1/95)
- 3.00 (177 yds, 59 carries) vs. LA Rams (1/12/86)

RUSHING TOUCHDOWNS

Most Rushing Touchdowns, Game

- 4 vs. NE (1/26/86)
- 3 vs. SEA (1/16/11)
- vs. NO (1/21/07)
- 2 Last: vs. SEA (1/14/07)

Fewest Rushing Touchdowns, Game

- 0 10 times; Last: vs. IND (2/04/07)

Most Rushing Touchdowns, Both Teams, Game

- 6 (1 and 5) at SF (1/7/95)
- 4 (2 and 2) vs. SEA (1/14/07)
- (4 and 0) vs. NE (1/26/86)
- 3 Last: (1 and 2) vs. GB (1/23/11)

Fewest Rushing Touchdowns, Both Teams, Game

- 0 vs. NO (1/6/91)
- vs. NYG (1/5/86)
- 1 Seven times; Last: vs. IND (2/4/07)

PASSING

ATTEMPTS

Most Passing Attempts, Game

- 47 at SF (1/7/95)
- 45 vs. DAL (12/29/91)
- vs. SF (1/8/89)
- 41 Last: vs. CAR (1/15/06)

Fewest Passing Attempts, Game

- 17 at WAS (12/30/84)
- 21 vs. NYG (1/5/86)
- 22 Last: vs. PHI (1/19/02)

POSTSEASON TEAM - OFFENSE

Team Postseason Records inclusive of Super Bowl Era only

Most Passing Attempts, Both Teams, Game

- 84 (23 and 61) at MIN (1/1/95)
- 78 (23 and 55) vs. PHI (12/31/88)
- 75 (29 and 46) vs. SEA (1/16/11)
- (26 and 49) vs. NO (1/21/07)

Fewest Passing Attempts, Both Teams, Game

- 39 (25 and 14) at DAL (12/26/77)
- 53 (36 and 17) at NYG (1/13/91)
- (30 and 23) at PHI (12/23/79)
- 56 (25 and 31) vs. LA Rams (1/12/86)
- (21 and 35) vs. NYG (1/5/86)

COMPLETIONS

Most Completions, Game

- 29 at SF (1/7/95)
- 23 vs. DAL (12/29/91)
- 21 vs. SEA (1/14/07)

Fewest Completions, Game

- 10 at WAS (12/30/84)
- 11 Last: vs. NO (1/21/07)

Most Completions, Both Teams, Game

- 48 (15 and 33) at MIN (1/1/95)
- 47 (29 and 18) at SF (1/7/95)
- 45 (20 and 25) vs. IND (2/4/07)

Fewest Completions, Both Teams, Game

- 23 (15 and 8) vs. NO (1/6/91)
- 25 (11 and 14) vs. NYG (1/5/86)
- (13 and 12) at PHI (12/23/79)
- 26 (11 and 15) vs. WAS (1/3/87)
- (16 and 10) vs. LA Rams (1/12/86)

Highest Completion Percentage, Game

- 71.4% (20-28) vs. IND (2/4/07)
- 65.2% (15-23) at MIN (1/1/95)
- 64.0% (16-25) vs. LA Rams (1/12/86)

Lowest Completion Percentage, Game

- 35.5% (11-31) vs. WAS (1/3/87)
- 41.5% (17-41) vs. CAR (1/15/06)
- 42.3% (11-26) vs. NO (1/21/07)

Highest Completion Percentage, Both Teams, Game

- 68.8% (45-66) vs. IND (2/4/07)
- 64.4% (47-73) at SF (1/7/95)
- 59.7% (37-62) vs. PHI (1/19/02)

Lowest Completion Percentage, Both Teams, Game

- 40.0% (24-60) vs. NO (1/6/91)
- 41.3% (26-63) vs. WAS (1/3/87)
- 44.6% (25-56) vs. NYG (1/5/86)

NET PASSING YARDS GAINED

Most Net Passing Yards, Game

- 261 vs. SEA (1/16/11)
- 251 vs. SEA (1/14/07)
- 241 vs. NE (1/26/86)

Fewest Net Passing Yards, Game

- 37 at SF (1/6/85)
- 73 vs. PHI (1/19/02)
- 127 vs. WAS (1/3/87)

Most Net Passing Yards, Both Teams, Game

- 555 (177 and 378) vs. PHI (12/31/88)
- 554 (214 and 340) at MIN (1/1/95)
- 503 (261 and 242) vs. SEA (1/16/11)

Fewest Net Passing Yards, Both Teams, Game

- 185 (141 and 44) vs. LA Rams (1/12/86)
- 265 (37 and 228) at SF (1/6/85)
- 275 (143 and 132) at DAL (12/26/77)

SACKS

Fewest Times Sacked, Game

- 0 Last: vs. NO (1/21/07)
- 1 Last: vs. IND (2/4/07)

Most Times Sacked, Game

- 9 at SF (1/6/85)
- 5 vs. WAS (1/10/88)
- at WAS (12/30/84)
- 4 at SF (1/7/95)

Fewest Times Sacked, Both Teams, Game

- 2 (1 and 1) vs. IND (2/4/07)
- (0 and 2) vs. SF (1/8/89)
- 3 Last: (2 and 1) vs. GB (1/23/11)

Most Times Sacked, Both Teams, Game

- 12 (5 and 7) at WAS (12/30/84)
- 12 (9 and 3) at SF (1/6/85)
- 10 (3 and 7) vs. NE (1/26/86)

GROSS YARDS GAINED

Most Gross Passing Yards, Game

- 282 vs. SEA (1/14/07)
- 274 vs. SEA (1/16/11)
- 256 vs. NE (1/26/86)

Fewest Gross Passing Yards, Game

- 87 at SF (1/6/85)
- 89 vs. PHI (1/19/02)
- 134 vs. WAS (1/3/87)

Most Gross Passing Yards, Both Teams, Game

- 592 (185 and 407) vs. PHI (12/31/88)
- 572 (221 and 351) at MIN (1/1/95)
- 532 (274 and 258) vs. SEA (1/16/11)

Fewest Gross Passing Yards, Both Teams, Game

- 230 (164 and 66) vs. LA Rams (1/12/86)
- 311 (177 and 134) at DAL (12/26/77)
- 317 (205 and 112) at NYG (1/13/91)



CHICAGO BEARS POSTSEASON TEAM - OFFENSE

Team Postseason Records inclusive of Super Bowl Era only

TOUCHDOWNS

Most Passing Touchdowns, Game

- 3 at WAS (12/30/84)
- 2 3 times; Last: vs. SEA (1/16/11)
- 1 11 times; Last: vs. IND (2/4/07)

Fewest Passing Touchdowns, Game

- 0 Six times; Last vs. vs. PHI (1/19/02)

Most Passing Touchdowns, Both Teams, Game

- 5 (2 and 3) vs. SEA (1/16/11)
- 4 (1 and 3) vs. CAR (1/15/06)
- (2 and 2) at MIN (1/1/95)
- 3 5 times; Last: (1 and 2) vs. NO (1/21/07)

Fewest Passing Touchdowns, Both Teams, Game

- 1 6 times; Last: (1 and 0) vs. GB (1/23/11)

INTERCEPTIONS

Fewest Interceptions Thrown, Game

- 0 Last: vs. NO (1/21/07)

Most Interceptions Thrown, Game

- 4 at DAL (12/26/77)
- 3 vs. GB (1/23/11)
- vs. PHI (1/19/02)
- vs. PHI (12/31/88)
- vs. WAS (1/10/88)
- 2 Last: vs. IND (2/4/07)

Fewest Interceptions Thrown, Both Teams, Game

- 0 vs. NYG (1/5/86)
- 1 Four times; Last: (0 and 1) vs. NO (1/21/07)

Most Interceptions Thrown, Both Teams, Game

- 6 (3 and 3) vs. PHI (12/31/88)
- 5 (3 and 2) vs. GB (1/23/11)
- (4 and 1) at DAL (12/26/77)
- 4 (3 and 1) vs. PHI (1/19/02)
- (3 and 1) vs. WAS (1/10/88)

PUNTING

PUNTS

Most Punts, Game

- 10 vs. LA Rams (1/12/86)
- 9 vs. GB (1/23/11)
- 7 Last: vs. NO (1/21/07)

Fewest Punts, Game

- 1 vs. DAL (12/29/91)
- 2 at NYG (1/13/91)
- vs. NO (1/6/91)
- vs. PHI (12/31/88)
- 3 at MIN (1/1/95)

Most Punts, Both Teams, Game

- 21 (10 and 11) vs. LA Rams (1/12/86)
- 17 (9 and 8) vs. GB (1/23/11)
- 15 (6 and 9) vs. NYG (1/5/86)

Fewest Punts, Both Teams, Game

- 4 (1 and 3) vs. DAL (12/29/91)
- 5 (2 and 3) at NYG (1/13/91)
- (2 and 3) vs. NO (1/6/91)
- 6 (4 and 2) at SF (1/7/95)
- (2 and 4) vs. PHI (12/31/88)

GROSS PUNT AVERAGE

Highest Gross Punt Average (MIN. 3 punts), Game

- 47.43 (7 punts, 332 yds) vs. NO (1/21/07)
- 45.20 (5 punts, 226 yds) vs. IND (2/4/07)
- 43.25 (4 punts, 173 yds) vs. NE (1/26/86)

Lowest Gross Punt Average (MIN. 3 punts), Game

- 31.43 (7 punts, 220 yds) vs. SF (1/8/89)
- 35.14 (7 punts, 246 yds) vs. CAR (1/15/06)
- 36.30 (10 punts, 363 yds) vs. LA Rams (1/12/86)

PUNT RETURNS

RETURNS

Most Punt Returns, Game

- 6 vs. NYG (1/5/86)
- 5 vs. WAS (1/3/87)
- vs. LA Rams (1/12/86)
- 4 vs. GB (1/23/11)

Fewest Punt Returns, Game

- 0 at SF (1/7/95)
- at PHI (12/23/79)
- 1 Five times; Last: vs. IND (2/4/07)

Most Punt Returns, Both Teams, Game

- 9 (5 and 4) vs. LA Rams (1/12/86)
- 8 (5 and 3) vs. WAS (1/3/87)
- (6 and 2) vs. NYG (1/5/86)
- 7 (4 and 3) vs. GB (1/23/11)

Fewest Punt Returns, Both Teams, Game

- 1 (1 and 0) at MIN (1/1/95)
- 2 (0 and 2) at SF (1/7/95)
- (2 and 0) vs. DAL (12/29/91)
- (1 and 1) vs. PHI (12/31/88)
- 3 (2 and 1) at NYG (1/13/91)
- (2 and 1) vs. NO (1/6/91)

PUNT RETURN YARDS GAINED

Most Punt Return Yards, Game

- 38 vs. GB (1/23/11)
- 30 vs. SEA (1/16/11)
- 27 vs. WAS (1/3/87)
- vs. NYG (1/5/86)

POSTSEASON TEAM - OFFENSE

Team Postseason Records inclusive of Super Bowl Era only

Fewest Punt Return Yards, Game

- 0 at SF (1/7/95)
vs. PHI (12/31/88)
at PHI (12/23/79)
- 1 vs. CAR (1/15/06)
at MIN (1/1/95)
vs. SF (1/8/89)

Most Punt Return Yards, Both Teams, Game

- 81 (12 and 69) at SF (1/6/85)
- 77 (12 and 65) vs. WAS (1/10/88)
- 51 (38 and 13) vs. GB (1/23/11)
(0 and 51) at PHI (12/23/79)

Fewest Punt Return Yards, Both Teams, Game

- 0 (1 and -1) vs. CAR (1/15/06)
- 1 (1 and 0) at MIN (1/1/95)
- 3 (0 and 3) vs. PHI (12/31/88)

PUNT RETURN AVERAGE

Highest Punt Return Average (MIN. 2 returns), Game

- 15.0 (2 returns, 30 yds) vs. SEA (1/16/11)
- 12.0 (2 returns, 24 yds) vs. NO (1/21/07)
- 10.0 (2 returns, 20 yds) vs. NE (1/26/86)

Lowest Punt Return Average (MIN. 2 returns), Game

- 0.5 (2 returns, 1 yd) vs. CAR (1/15/06)
- 1.5 (2 returns, 3 yds) at NYG (1/13/91)
- 1.7 (3 returns, 5 yds) vs. SEA (1/14/07)

PUNT RETURN TOUCHDOWNS

Most Punt Return Touchdowns, Game

- 1 vs. NYG (1/5/86)

Most Punt Return Touchdowns, Both Teams, Game

- 1 (0 and 1) vs. WAS (1/10/88)
(1 and 0) vs. NYG (1/5/86)

KICKOFF RETURNS

RETURNS

Most Kickoff Returns, Game

- 8 vs. PHI (1/19/02)
at DAL (12/26/77)
- 6 Last: vs. IND (2/4/07)

Fewest Kickoff Returns, Game

- 1 Last: vs. NO (1/6/91)
- 3 Last: vs. SEA (1/16/11)

Most Kickoff Returns, Both Teams, Game

- 12 (8 and 4) vs. PHI (1/19/02)
- 11 (4 and 7) vs. NE (1/26/86)
- 10 Last: (6 and 4) vs. IND (2/4/07)

Fewest Kickoff Returns, Both Teams, Game

- 5 Last: (1 and 4) vs. WAS (1/10/88)
- 6 Last: vs. DAL (12/29/91)

KICKOFF RETURN YARDS

Most Kickoff Return Yards, Game

- 180 vs. PHI (1/19/02)
- 162 at DAL (12/26/77)
- 159 vs. WAS (1/3/87)

Fewest Kickoff Return Yards, Game

- 21 vs. NYG (1/5/86)
- 22 vs. LA Rams (1/12/86)
- 24 vs. SEA (1/16/11)

Most Kickoff Return Yards, Both Teams, Game

- 264 (180 and 84) vs. PHI (1/19/02)
- 239 (73 and 166) vs. SEA (1/14/07)
- 232 (132 and 100) vs. CAR (1/15/06)

Fewest Kickoff Return Yards, Both Teams, Game

- 82 (67 and 15) at SF (1/6/85)
- 85 (29 and 56) vs. WAS (1/10/88)
- 93 (59 and 34) vs. DAL (12/29/91)

KICKOFF RETURN AVERAGE

Highest Kickoff Return Avg. (MIN. 2 returns), Game

- 26.5 (6 returns, 159 yds) vs. WAS (1/3/87)
- 24.7 (3 returns, 74 yds) at WAS (12/30/84)
- 23.0 (6 returns, 138 yds) vs. IND (2/4/07)

Lowest Kickoff Return Avg. (MIN. 2 returns), Game

- 8.0 (3 returns, 24 yds) vs. SEA (1/16/11)
- 12.3 (4 returns, 49 yds) vs. NE (1/26/86)
- 13.0 (3 returns, 39 yds) vs. NO (1/21/07)

PENALTIES

PENALTIES

Fewest Penalties, Game

- 1 vs. NO (1/21/07)
vs. PHI (1/19/02)
vs. PHI (12/31/88)
- 2 vs. NYG (1/5/86)
- 3 vs. SF (1/8/89)

Most Penalties, Game

- 9 vs. GB (1/23/11)
- 8 vs. SEA (1/16/11)
- 7 vs. NO (1/6/91)
vs. NE (1/26/86)
at SF (1/6/85)

Fewest Penalties, Both Teams, Game

- 3 (3 and 0) vs. SF (1/8/89)
- 6 (4 and 2) vs. DAL (12/29/91)
(4 and 2) at NYG (1/13/91)
(2 and 4) vs. NYG (1/5/86)
- 7 Three times; Last: vs. PHI (1/19/02)



CHICAGO BEARS POSTSEASON TEAM - OFFENSE

Team Postseason Records inclusive of Super Bowl Era only

Most Penalties, Both Teams, Game

17	(6 and 11) at MIN (1/1/95)
15	(9 and 6) vs. GB (1/23/11)
13	(4 and 9) vs. CAR (1/15/06)
	(6 and 7) at WAS (12/30/84)

PENALTY YARDS

Fewest Penalty Yards, Game

5	vs. NO (1/21/07)
	vs. PHI (1/19/02)
	vs. PHI (12/31/88)
16	vs. DAL (12/29/91)
19	vs. CAR (1/15/06)

Most Penalty Yards, Game

89	vs. GB (1/23/11)
71	vs. SEA (1/16/11)
57	vs. NO (1/6/91)

Fewest Penalty Yards, Both Teams, Game

32	(16 and 16) vs. DAL (12/29/91)
35	(35 and 0) vs. SF (1/8/89)
45	(30 and 15) at NYG (1/13/91)
	(20 and 25) vs. NYG (1/5/86)

Most Penalty Yards, Both Teams, Game

129	(89 and 40) vs. GB (1/23/11)
115	(30 and 85) at MIN (1/1/95)
107	(42 and 65) vs. WAS (1/3/87)

FUMBLES

FUMBLES

Fewest Fumbles, Game

0	vs. CAR (1/15/06)
	at NYG (1/13/91)
	vs. NYG (1/5/86)
1	Eight times; Last: vs. GB (1/23/11)

Most Fumbles, Game

4	vs. IND (2/4/07)
	vs. SEA (1/14/07)
3	Four times; Last: vs. WAS (1/3/87)

Fewest Fumbles, Both Teams, Game

1	(1 and 0) vs. PHI (1/19/02)
	(0 and 1) at NYG (1/13/91)
	(1 and 0) vs. PHI (12/31/88)
2	(1 and 1) vs. WAS (1/10/88)
	(1 and 1) at SF (1/6/85)

Most Fumbles, Both Teams, Game

7	(3 and 4) vs. NE (1/26/86)
	(3 and 4) vs. LA Rams (1/12/86)
6	(4 and 2) vs. IND (2/4/07)
5	Five times; Last: at SF (1/7/95)

LOST FUMBLES

Fewest Lost Fumbles, Game

0	Nine times; Last: vs. GB (1/23/11)
---	------------------------------------

Most Lost Fumbles, Game

3	vs. IND (2/4/07)
	at DAL (12/26/77)
2	vs. WAS (1/3/87)
	vs. NE (1/26/86)
1	Ten times; Last: vs. SEA (1/14/07)

Fewest Lost Fumbles, Both Teams, Game

0	Five times; Last: vs. GB (1/23/11)
1	Eight times; Last: vs. SEA (1/14/07)

Most Lost Fumbles, Both Teams, Game

6	(2 and 4) vs. NE (1/26/86)
5	(3 and 2) vs. IND (2/4/07)
	(3 and 2) at DAL (12/26/77)
3	Four times; Last: vs. NO (1/21/07)

NAMING THE BEARS

George Halas originally named the team the Decatur Staleys after A.E. Staley, a starch manufacturer and enthusiastic sports fan who sponsored a semi-pro team and commissioned Halas to organize the new squad.

One year later, trying to match the profitability of Chicago's baseball games, Staley asked Halas if he would take the team off Staley's hands and move it to Chicago for \$5,000, while keeping the name Staleys for another year. With the help of legendary baseball pioneer Bill Veeck, Sr. and William Wrigley, Halas soon acquired a lease to play at Wrigley Field.

When Halas' obligation to Staley terminated in 1922, he considered re-naming the team the Chicago Cubs out of respect for Veeck and Wrigley who, according to Halas in his biography, "had been such a great help."

But, as Halas continued, "I noted football players are much bigger players than baseball players, so if baseball players are cubs, then football players must be bears!"

On January 28, 1922, the franchise was renamed the Chicago Bears.

The team colors have always been navy blue and orange after those of Halas' alma mater, the University of Illinois. Halas lettered in football, basketball and baseball for the Fighting Illini, and is honored as one of U of I's most distinguished alumni in the Illini Union in Urbana-Champaign.

POSTSEASON TEAM - DEFENSE

Team Postseason Records inclusive of Super Bowl Era only

SCORING

SCORING

Fewest Points Allowed, Game

0	(W) vs. LA Rams (1/12/86)
	(W) vs. NYG (1/5/86)
6	(W) vs. NO (1/6/91)
10	(W) vs. NE (1/26/86)

Most Points Allowed, Game

44	(L) at SF (1/7/95)
37	(L) at DAL (12/26/77)
33	(L) vs. PHI (1/19/02)

Fewest Touchdowns Allowed, Game

0	vs. NO (1/6/91)
	vs. PHI (12/31/88)
	vs. LA Rams (1/12/86)
	vs. NYG (1/5/86)
1	vs. NE (1/26/86)

Most Touchdowns Allowed, Game

6	at SF (1/7/95)
4	at NYG (1/13/91)
	vs. SF (1/8/89)
	at DAL (12/26/77)
3	Last: vs. SEA (1/14/07)

TAKEAWAYS

TOTAL TAKEAWAYS

Most Takeaways, Game

6	vs. NE (1/26/86)
4	vs. NO (1/21/07)
	at MIN (1/1/95)
3	Last: vs. IND (2/4/07)

Fewest Takeaways, Game

0	vs. SEA (1/16/11)
	vs. DAL (12/29/91)
1	Last: vs. SEA (1/14/07)

INTERCEPTIONS

Most Passes Intercepted By, Game

3	vs. NO (1/6/91)
	vs. PHI (12/31/88)
2	vs. GB (1/23/11)
	at MIN (1/1/95)
	vs. NE (1/26/86)
	at SF (1/6/85)

Fewest Passes Intercepted By, Game

0	vs. SEA (1/16/11)
	at SF (1/7/95)
	vs. DAL (12/29/91)
	at NYG (1/13/91)
	vs. SF (1/8/89)
	vs. NYG (1/5/86)

FUMBLE RECOVERIES

Most Opponent Fumbles Recovered, Game

4	vs. NE (1/26/86)
3	vs. NO (1/21/07)
2	Six times; Last: vs. IND (2/4/07)

FIRST DOWNS

TOTAL FIRST DOWNS

Fewest First Downs Allowed, Game

9	vs. LA Rams (1/12/86)
10	vs. NYG (1/5/86)
11	vs. NO (1/6/91)

Most First Downs Allowed, Game

27	at SF (1/7/95)
25	at SF (1/6/85)
24	vs. IND (2/4/07)

RUSHING FIRST DOWNS

Fewest Rushing First Downs Allowed, Game

1	Four times; Last: vs. SEA (1/16/11)
2	vs. NO (1/6/91)
3	vs. NO (1/21/07)
	at MIN (1/1/95)

Most Rushing First Downs Allowed, Game

16	at NYG (1/13/91)
13	at SF (1/7/95)
	at DAL (12/26/77)
12	vs. IND (2/4/07)
	vs. SEA (1/14/07)

PASSING FIRST DOWNS

Fewest Passing First Downs Allowed, Game

3	vs. LA Rams (1/12/86)
6	vs. SEA (1/14/07)
7	vs. DAL (12/29/91)

Most Passing First Downs Allowed, Game

21	vs. PHI (12/31/88)
18	at MIN (1/1/95)
14	vs. SEA (1/16/11)
	vs. CAR (1/15/06)
	at SF (1/6/85)
	at WAS (12/30/84)

FIRST DOWNS BY PENALTY

Fewest First Downs Allowed By Penalties, Game

0	Seven times; Last: vs. NO (1/21/07)
---	-------------------------------------

Most First Downs Allowed By Penalties, Game

3	vs. GB (1/23/11)
	vs. SEA (1/16/11)
	at SF (1/7/95)
	vs. WAS (1/3/87)
2	Six times; Last: vs. DAL (12/29/91)



CHICAGO BEARS POSTSEASON TEAM - DEFENSE

Team Postseason Records inclusive of Super Bowl Era only

NET YARDS

NET YARDS ALLOWED

Fewest Net Yards Allowed, Game

123	vs. NE (1/26/86)
130	vs. LA Rams (1/12/86)
181	vs. NYG (1/5/86)

Most Net Yards Allowed, Game

434	vs. CAR (1/15/06)
430	vs. IND (2/4/07)
	vs. PHI (12/31/88)
406	vs. SF (1/8/89)

RUSHING

RUSHING YARDS

Fewest Rushing Yards Allowed, Game

7	vs. NE (1/26/86)
32	vs. NYG (1/5/86)
34	vs. SEA (1/16/11)

Most Rushing Yards Allowed, Game

233	at DAL (12/26/77)
194	at NYG (1/13/91)
191	vs. IND (2/4/07)

RUSHING TOUCHDOWNS

Fewest Rushing Touchdowns Allowed, Game

0	10 times; Last: vs. SEA (1/16/11)
---	-----------------------------------

Most Rushing Touchdowns Allowed, Game

5	at SF (1/7/95)
3	at DAL (12/26/77)
2	vs. GB (1/23/11)
	vs. SEA (1/14/07)
	at NYG (1/13/91)
	at WAS (12/30/84)

PASSING

PASSING ATTEMPTS

Fewest Passing Attempts Allowed, Game

14	at DAL (12/26/77)
17	at NYG (1/13/91)
18	vs. DAL (12/29/91)

Most Passing Attempts Allowed, Game

61	at MIN (1/1/95)
55	vs. PHI (12/31/88)
49	vs. NO (1/21/07)

COMPLETIONS

Fewest Completions Allowed, Game

8	at DAL (12/26/77)
9	vs. DAL (12/29/91)
10	at NYG (1/13/91)
	vs. LA Rams (1/12/86)

Most Completions Allowed, Game

33	at MIN (1/1/95)
27	vs. NO (1/21/07)
	vs. PHI (12/31/88)
26	vs. SEA (1/16/11)
	vs. PHI (1/19/02)

GROSS PASSING YARDS

Fewest Gross Passing Yards Allowed, Game

66	vs. LA Rams (1/12/86)
112	at NYG (1/13/91)
134	at DAL (12/26/77)

Most Gross Passing Yards Allowed, Game

407	vs. PHI (12/31/88)
354	vs. NO (1/21/07)
351	at MIN (1/1/95)

NET PASSING YARDS

Fewest Net Passing Yards Allowed, Game

44	vs. LA Rams (1/12/86)
94	at NYG (1/13/91)
116	vs. NE (1/26/86)

Most Net Passing Yards Allowed, Game

378	vs. PHI (12/31/88)
340	at MIN (1/1/95)
319	vs. NO (1/21/07)

PASSING TOUCHDOWNS

Fewest Passing Touchdowns Allowed, Game

0	Six times; Last: vs. GB (1/23/11)
---	-----------------------------------

Most Passing Touchdowns Allowed, Game

3	vs. SEA (1/16/11)
	vs. CAR (1/15/06)
	vs. SF (1/8/89)
	at PHI (12/23/79)
2	Five times; Last: vs. NO (1/21/07)

SACKS

SACKS OF OPPOSING QUARTERBACK

Most Sacks of Opposing QB, Game

7	vs. NE (1/26/86)
	at WAS (12/30/84)
6	vs. NYG (1/5/86)
4	vs. PHI (12/31/88)

Fewest Sacks of Opposing QB, Game

0	vs. DAL (12/29/91)
1	Five times; Last: vs. GB (1/23/11)
2	Seven times; Last: vs. PHI (1/19/02)

CAREER COACHING RECORDS

	Years	Overall W-L-T (Pct.)	Regular W-L-T	Post-season W-L
1. George Halas	1920-29; 33-42; 46-55; 58-67	324-151-31 (.682)	318-148-31	6-3
2. Mike Ditka	1982-92	112-68-0 (.622)	106-62-0	6-6
3. Lovie Smith	2004-11	74-60-0 (.552)	71-57-0	3-3
4. Dave Wannstedt	1993-98	41-57-0 (.418)	40-56-0	1-1
5. Dick Jauron	1999-2003	35-46-0 (.432)	35-45-0	0-1
6. Neill Armstrong	1978-81	30-35-0 (.462)	30-34-0	0-1
7. Ralph Jones	1930-32	24-10-7 (.706)	24-10-7	None
8. Heartley "Hunk" Anderson/ Luke Johnsos (co-coaches)	1942-45	24-12-2 (.667)	23-11-2	1-1
9. Jack Pardee	1975-77	20-23-0 (.465)	20-22-0	0-1
10. Jim Dooley	1968-71	20-36-0 (.357)	20-36-0	None
11. John "Paddy" Driscoll	1956-57	14-10-1 (.583)	14-9-1	0-1
12. Abe Gibron	1972-74	11-30-1 (.274)	11-30-1	None
TOTALS	1920-2011	729-538-42 (.573)	712-520-42	17-18

CAREER SCORING

	Years	Ru	Rec	Ret	PAT	FG	Pts
1. Kevin Butler (k)	1985-95	0	0	0	387/397	243/333	1,116
2. Robbie Gould (k)	2005-11	0	0	0	245/246	187/218	806
3. Walter Payton (hb)	1975-87	110	15	0	0	0	750
4. Bob Thomas (k)	1975-84	0	0	0	245/268	128/205	629
5. George Blanda (k-qb)	1949-58	5	0	0	247/250	88/201	541
6. Paul Edinger (k)	2000-04	0	0	0	133/133	110/146	463
7. Mac Percival (k)	1967-73	0	0	0	159/162	99/182	456
8. Neal Anderson (rb)	1986-93	51	20	0	0	0	426
9. Roger Leclerc (k)	1960-66	0	0	0	152/158	75/146	377
10. Jack Manders (fb-lb-hb-db-k)	1933-40	11	6	2	133/*	40/*	367
11. Rick Casares (fb)	1955-64	49	10	0	0	0	354
12. Gale Sayers (rb)	1965-71	39	9	8	0	0	336
13. Ken Kavanaugh (e)	1940-41; 45-50	0	50	2	1/1	0	313
14. Johnny Lujack (qb-k)	1948-51	21	0	0	130/136	4/9	268
15. Jeff Jaeger (k)	1996-99	0	0	0	77/78	63/83	266
16. Harlon Hill (e)	1954-61	0	40	0	0	0	240
17. George McAfee (hb-db)	1940-41; 45-50	22	11	6	0	0	234
18. Ray "Scooter" McLean (hb-db)	1940-47	6	21	3	45/54	0/1	225
19. Johnny Morris (rb-wr)	1958-67	5	31	1	0	0	222
Willie Galimore (rb)	1957-63	26	10	1	0	0	222

* figures not available

CAREER INTERCEPTIONS

	Years	Int	Yards	Avg	TD
1. Gary Fencik (s)	1976-87	38	483	12.7	1
2. Richie Petitbon (s)	1959-68	37	643	17.4	3
3. Donnell Woolford (cb)	1989-96	32	212	6.6	1
4. Charles Tillman (cb)	2003-11	30	535	17.8	5
Bennie McRae (cb)	1962-70	27	485	18.0	4
6. Dave Whitsell (cb)	1961-66	26	397	15.3	2
7. George McAfee (db)	1940-41; 45-50	25	350	14.0	1
8. JC Caroline (db)	1956-65	24	405	16.9	2
Doug Buffone (lb)	1966-79	24	211	8.8	0
10. Roosevelt Taylor (s)	1961-69	23	414	18.0	3
11. Dick Butkus (lb)	1965-73	22	166	7.5	0
Allan Ellis (cb)	1973-77; 79-80	22	185	8.4	1



CHICAGO BEARS CAREER LEADERS

CAREER RUSHING

	Years	Att	Yards	Avg	TD
1. Walter Payton	1975-87	3,838	16,726	4.4	110
2. Neal Anderson	1986-93	1,515	6,166	4.1	51
3. Rick Casares (fb)	1955-64	1,386	5,657	4.1	49
4. Gale Sayers	1965-71	991	4,956	5.0	39
5. Matt Forté	2008-11	1,014	4,233	4.2	21
6. Thomas Jones	2004-06	850	3,493	4.1	22
7. Anthony Thomas	2001-04	858	3,332	3.9	21
8. Roland Harper (fb)	1975-78; 80-82	757	3,044	4.0	15
9. Willie Galimore	1957-63	670	2,985	4.5	26
10. Matt Suhey (fb)	1980-89	829	2,946	3.6	20
11. Ronnie Bull (hb/fb)	1962-70	787	2,871	3.7	9
12. Bronko Nagurski (fb)	1930-37; 43	633	2,778	4.4	18
13. Bobby Douglass (qb)	1969-75	373	2,470	6.6	20
14. Ray Noling	1936-43	508	2,285	4.5	16
15. Raymont Harris	1994-97	592	2,245	3.8	15
16. George Gulyanics	1947-52	609	2,081	4.1	19
17. Brad Muster (fb)	1988-92	455	2,014	4.4	20
18. James Allen	1998-2001	515	1,978	3.8	4
19. Gary Famiglietti	1938-45	505	1,927	3.8	20
20. Beattie Feathers	1934-37	320	1,846	5.8	14
21. Bill Osmanski (fb)	1939-43; 46-47	368	1,753	4.8	20
22. George McAfee	1940-41; 45-50	341	1,685	4.9	22
23. Rashaan Salaam	1995-97	470	1,682	3.6	13
24. Jim Harbaugh (qb)	1987-93	296	1,609	5.4	15
25. Cedric Benson	2005-07	420	1,593	3.8	10

CAREER PASSING

(400+ Attempts)	Years	Att	Cmp	Cmp%	Yards	Y/Att	TD	TD%	Int	Int%	Rating
1. Jay Cutler	2009-11	1,301	779	59.9	9,259	7.12	63	4.8	49	3.8	82.1
2. Erik Kramer	1994-98	1,557	913	58.6	10,582	6.80	63	4.0	45	2.9	80.7
3. Jim McMahon	1982-88	1,513	874	57.8	11,203	7.37	67	4.4	56	3.7	80.4
4. Jim Miller	1999-2002	965	565	58.5	5,867	6.08	34	3.5	26	2.7	76.7
5. Shane Matthews	1993-96; 99-01	599	366	61.1	3,461	5.78	19	3.2	18	3.0	75.1
6. Sid Luckman	1939-50	1,744	904	51.8	14,686	8.42	137	7.9	132	7.6	75.0
7. Jim Harbaugh	1987-93	1,759	1,023	58.1	11,567	6.58	50	2.8	56	3.2	74.2
8. Bill Wade	1961-66	1,407	767	54.5	9,958	7.08	68	4.8	66	4.7	73.4
9. Rudy Bukich	1958-59; 62-68	878	474	54.0	6,254	7.12	46	5.2	45	5.1	72.8
10. Kyle Orton	2005-08	913	505	55.3	5,319	5.83	30	3.3	27	3.1	71.1
11. Rex Grossman	2003-08	962	521	54.2	6,164	6.41	33	3.4	35	3.6	70.1
12. Cade McNown	1999-2000	515	281	54.6	3,111	6.04	16	3.1	19	3.7	67.7
13. Johnny Lujack	1948-51	808	404	50.0	6,295	7.79	41	5.1	54	6.7	65.3
14. Mike Tomczak	1985-90	915	454	49.6	6,247	6.83	33	3.6	47	5.1	62.5
Ed Brown	1954-61	1,246	607	48.7	9,698	7.78	63	5.1	88	7.1	62.5

CAREER SACKS

	Years	Sacks
1. Richard Dent	1983-93; 95	124.5
2. Steve McMichael	1981-93	92.5
3. Dan Hampton	1979-90	82.0
4. Jim Osborne	1972-84	81.5
5. Mike Hartenstine	1975-86	55.5

CAREER FIELD GOALS

	Years	FG	FGA	Pct.
1. Kevin Butler	1985-95	243	333	72.9
2. Robbie Gould	2005-11	187	218	85.8
3. Bob Thomas	1975-84	128	205	62.4
4. Paul Edinger	2000-04	110	146	75.3
5. Mac Percival	1967-73	99	182	54.4

CAREER RECEIVING

— YARDS —

	Years	Yards	Catches	Avg	TD
1. Johnny Morris (wr)	1958-67	5,059	356	14.2	31
2. Harlon Hill (wr)	1954-61	4,616	226	20.4	40
3. Walter Payton (rb)	1975-87	4,538	492	9.2	15
4. Mike Ditka (te)	1961-66	4,503	316	14.3	34
5. Curtis Conway (wr)	1993-99	4,498	329	13.7	31
6. Marty Booker (wr)	1999-2003; 08	3,895	329	11.8	25
7. Willie Gault (wr)	1983-87	3,650	184	19.8	27
8. Ken Kavanaugh (e)	1940-41; 45-50	3,626	162	22.4	50
9. Dick Gordon (wr)	1965-71	3,550	238	14.9	35
10. James Scott (wr)	1976-80; 82	3,202	177	18.1	20
11. Jim Dooley (wr)	1952-54; 56-57; 59-62	3,172	211	15.0	16
12. Jim Keane (e)	1946-51	3,031	206	14.7	23
13. Wendell Davis (wr)	1988-93	3,000	207	14.5	14
14. Bobby Engram (wr)	1996-2000	2,831	246	11.5	17
15. Bill McColl (e)	1952-59	2,815	201	14.0	25
16. Neal Anderson (rb)	1986-93	2,763	302	9.1	20
17. Dennis McKinnon (wr)	1983-85; 87-89	2,753	182	15.1	21
18. Emery Moorehead (te)	1981-88	2,730	200	13.7	14
19. Marcus Robinson (wr)	1998-2002	2,695	187	14.4	20
20. Desmond Clark (te)	2003-10	2,639	242	10.9	18
21. Devin Hester (wr)	2006-11	2,565	194	13.2	13
22. Jeff Graham (wr)	1994-95	2,245	150	14.9	8
23. Ray "Scooter" McLean (rb)	1940-47	2,232	103	21.7	21
24. Johnny Knox (wr)	2009-11	2,214	133	16.6	12
25. Bernard Berrian (wr)	2004-07	2,197	150	14.6	13

— CATCHES —

	Years	Catches	Yards	Avg	TD
1. Walter Payton (rb)	1975-87	492	4,538	9.2	15
2. Johnny Morris (wr)	1958-67	356	5,059	14.2	31
3. Marty Booker (wr)	1999-2003; 08	329	3,895	11.8	25
Curtis Conway (wr)	1993-99	329	4,498	13.7	31
5. Mike Ditka (te)	1961-66	316	4,503	14.3	34
6. Neal Anderson (rb)	1986-93	302	2,763	9.1	20
7. Matt Suhey (fb)	1980-89	259	2,109	8.1	5
8. Bobby Engram (wr)	1996-2000	246	2,831	11.5	17
9. Desmond Clark (te)	2003-10	242	2,639	10.9	18
10. Dick Gordon (wr)	1965-71	238	3,550	14.9	35
11. Harlon Hill (wr)	1954-61	226	4,616	20.4	40
12. Matt Forté (rb)	2008-11	223	1,495	8.7	7
13. Jim Dooley (wr)	1952-54; 56-57; 59-62	211	3,172	15.0	16
14. Wendell Davis (wr)	1988-93	207	3,000	14.5	14
15. Jim Keane (e)	1946-51	206	3,031	14.7	23
16. Bill McColl (e)	1952-59	201	2,815	14.0	25
17. Emery Moorehead (te)	1981-88	200	2,730	13.7	14
18. Devin Hester (wr)	2006-11	194	2,565	13.2	13
19. Greg Olsen (te)	2007-10	194	1,981	10.2	20
20. Marcus Robinson (wr)	1998-2002	187	2,695	14.4	20
21. Willie Gault (wr)	1983-87	184	3,650	19.8	27
22. Rick Casares (fb)	1955-64	182	1,538	8.5	10
23. Dennis McKinnon (wr)	1983-85; 87-89	180	2,840	15.8	21
24. James Scott (wr)	1976-80; 82	177	3,202	18.1	20
25. Tom Waddle (wr)	1989-94	173	2,109	12.2	9



CAREER KICKOFF RETURNS

(25+ Returns)	Years	Returns	Yards	Avg	TD
1. Glyn Milburn	1998-2001	192	4,596	23.9	2
2. Dennis Gentry	1982-92	192	4,353	22.7	3
3. Devin Hester	2006-11	146	3,447	23.6	5
4. Jerry Azumah	1999-2005	119	2,885	24.2	2
5. Gale Sayers	1965-71	91	2,781	30.6	6
6. Danieal Manning	2006-10	101	2,711	26.8	1
7. Cecil Turner	1968-73	108	2,616	24.2	4
8. Ron Smith	1965; 70-72	85	2,263	26.6	1
9. Brian Baschnagel	1976-84	89	2,104	23.6	0
10. Nate Lewis	1994-95	77	1,778	23.1	0
11. Charlie Bivins	1960-66	62	1,531	24.7	0
12. Johnny Knox	2009-11	55	1,506	27.4	1
13. Thomas Sanders	1985-89	79	1,497	18.9	1
14. Ahmad Merritt	2001-03	65	1,434	22.1	0
15. Rashied Davis	2005-10	70	1,366	19.5	0

CAREER PUNT RETURNS

(25+ Returns)	Years	Returns	Yards	Avg	TD
1. Devin Hester	2006-11	206	2,654	12.9	*12
2. George McAfee	1940-41; 45-50	112	1,431	12.8	2
3. Dennis McKinnon	1983-85; 87-89	127	1,171	9.2	3
4. Jeff Fisher	1981-84	123	1,137	9.2	1
5. R.W. McQuarters	2000-04	93	983	10.6	2
6. Glyn Milburn	1998-2001	94	970	10.3	1
7. Johnny Morris	1958-67	104	893	8.6	1
8. Steve Schubert	1975-79	103	866	8.4	3
9. Virgil Livers	1975-79	86	738	8.6	0
10. Johnny Bailey	1990-91	72	680	9.4	1
11. J.R. Boone	1948-51	56	635	11.3	0
12. Ray "Scooter" McLean	1940-47	42	622	14.8	3
13. Leon Johnson	2001-02	56	543	9.7	0
14. Ron Smith	1965-72	86	485	5.6	0
15. Lew Barnes	1986	59	482	8.5	0

* NFL Record

CAREER PUNTING

(75+ Punts)	Years	Punts	Yards	Gross Avg
1. George Gulyanics	1947-52	113	5,032	44.5
2. Adam Podlesh	2011	89	3,903	43.9
3. Todd Sauerbrun	1995-99	328	13,849	42.2
4. Bobby Joe Green	1962-73	833	35,057	42.1
5. Brad Maynard	2001-10	878	36,781	41.9
6. Fred "Curley" Morrison	1950-53	243	10,170	41.9
7. Bryan Wagner	1987-88	115	4,743	41.2
8. Maury Buford	1985-86; 89-91	354	14,491	40.9
9. Ed Brown	1954-61	343	13,912	40.6
10. Dave Finzer	1984	83	3,328	40.1



CHICAGO BEARS HISTORY

IN MEMORIAM

J.R. Boone 1925-2012

Richard Harris 1948-2011

Glen Holloway 1948-2011



CHICAGO BEARS HISTORICAL HIGHLIGHTS

1920s

- 9/17/20**—George Halas, representing the Decatur Staleys, meets with representatives of 11 other clubs at Ralph Hay's Hupmobile showroom in Canton, Ohio, forming the American Professional Football Association – which later became the NFL. Membership is set at \$100.
- 1920**—The Staleys shut out 10 of 13 foes, losing only to the Chicago Cardinals (7-6 at Normal Park), and post a 10-1-2 record. Each player is paid \$1,900 for the season.
- 1921**—A. E. Staley gives Halas the club with \$5,000 to keep the Staleys name for the year. Decatur Staleys become Chicago Staleys, play in Cubs Park (re-named Wrigley Field in 1926), and win the APFA title with 9-1-1 record. Halas makes Dutch Sternaman his partner.
- 1/28/22**—Franchise renamed Chicago Bears.
- 11/27/22**—First Chicago player deal: Bears buy tackle Ed Healey's contract from the Rock Island Independents for \$100—twice the going rate for a franchise that season.
- 11/22/25**—Harold "Red" Grange signs with Bears and pro football leaves its cradle. His agent, C.C. (Cash & Carry) Pyle, negotiates a \$100,000 deal with the Bears. Halas takes the Bears and Grange on a coast-to-coast tour that sees the club play 19 games from Nov. 26 through Jan. 31 interrupted only by a two-week rest. The Bears post a 13-5-1 record on the trip.
- 11/26/25**—Grange's first game—36,000 see Bears and Cardinals tie 0-0 in Cubs Park. Grange held to 36 yards.
- 1/16/26**—Grange gets two TDs as the Bears impress 75,000 in the LA Coliseum beating the LA Tigers 17-7.
- 3/1/26**—Bears open offices at 111 W. Washington in Chicago.

1930s

- 1930**—After a 4-9-2 1929 season, George Halas replaces himself as head coach with Ralph Jones. Jones posts a 24-10-7 record during his three seasons.
- 12/15/30**—Bears and Cardinals play football's first indoor game on an 80-yard field in Chicago Stadium. The exhibition aids unemployment; Bears win 9-7 before 10,000 fans.
- 11/15/31**—New Yorkers (including Gov. Alfred E. Smith and Mayor Jimmy Walker) in field boxes at \$100 a seat watch Bears top Giants at Polo Grounds 12-6.
- 12/18/32**—Bronko Nagurski hits Red Grange with a two-yard TD pass and the Bears top the Portsmouth Spartans 9-0 for the NFL championship. The game was played before 11,198, indoors at Chicago Stadium on an 80-yard field.
- 1932**—Franchise loses \$18,000, prompting Dutch Sternaman to unload his half of the Bears to George Halas.
- 1933**—George Halas returns as head coach and takes club out of town for training camp for the first time. University of Notre Dame is the host.

- 11/5/33**—Boston Redskins beat Bears, 10-0, ending Chicago's 16-game unbeaten string.
- 12/17/33**—Bears use rookie Jack Manders' accurate kicking for 11 points and defeat the Giants 23-21 in the NFL's first championship game.
- 1934**—Halas University, the Bears alumni association begins. Annually, Bear veterans return during season for Homecoming Weekend.
- 1934**—Bears hold training camp at Lane Tech High in Chicago.
- 8/31/34**—A classic is born as 79,432 watch the NFL champion Bears held to a scoreless tie by the first College All-Star team in a game sponsored by Chicago Tribune Charities at Soldier Field.
- 12/2/34**—Rookie Beattie Feathers becomes first pro to rush for 1,000 yards in a season (1,004), leading the NFL.
- 12/9/34**—Undefeated Bears slip before Giants in NFL title tilt at Polo Grounds 30-13 before 35,059. With Chicago leading 10-3 at the half, NY dons basketball sneakers and scores 27 points.
- 1935**—Training camp is conducted at St. John's Military Academy in Delafield, Wisconsin.
- 1936**—Bears make Joe Stydahar, a tackle from West Virginia, their first draft pick ever.
- 12/12/37**—Bears win Western Division title but lose NFL Championship 28-21 to Redskins at Wrigley Field. Sammy Baugh hits 18 of 33 for 335 yards and three TDs. Jack Manders scores 15 of the Bears points. A Chicago player's share is \$127.78.
- 7/25/39**—Future Hall of Famer Sid Luckman signs his first contract after being selected by the Bears with the second pick of the 1939 NFL draft.

1940s

- 12/8/40**—Ten Bears tally TDs as Chicago rips Washington 73-0 for the NFL title before 36,034 in D.C. The rout signals the beginning of pro football's modern era with the formal unveiling of the T-formation. Each player receives \$873.
- 1941**—*Bear Down, Chicago Bears*, the Bears new fight song, is published.
- 12/14/41**—Bears and Packers agree their playoff game should be played to a "sudden death" finish in event of tie. NFL adopts plan 1/24/42.
- 12/21/41**—Bears throttle the New York Giants 37-9 for the NFL Championship.
- 1942**—George Halas departs in October after five games for the US Navy. The Bears win their remaining six games to finish the season 11-0 and advance to the title game but lose to Washington, 14-6.

HISTORICAL HIGHLIGHTS

1943—Hunk Anderson and Luke Johnsos co-coach the wartime Bears for the next three seasons, compiling a 15-11-2 record.

11/14/43—Sid Luckman becomes the first pro to pass for 400+ yards in a game, scorching the Giants for 433 yards and seven TDs.

12/26/43—The Bears blast Washington 41-21 in Wrigley Field for the NFL title before 34,320 fans. Sid Luckman throws five TD passes (2 each to Harry Clark and Dante Magnani). Bronko Nagurski scores his last Bear TD, a 3-yard run.

12/15/46—With George Halas around for the full season, the Bears whip the Giants 24-14 before a record NFL title crowd of 58,346 in the Polo Grounds. After opening with a 21-yard TD pass to Ken Kavanaugh, Sid Luckman gets the winning score on a 19-yard bootleg.

12/19/47—Bears make the first trade for a draft choice, then select QB Bobby Layne in the 1948 draft.

12/11/49—Johnny Lujack sets NFL passing record with 468 yards against the Cardinals.

1950s

12/17/50—Bears and Rams tie for Western Division title with 9-3 marks but Rams trip Bears in LA 24-14 to break the tie.

1956—Halas retires for a third time. Paddy Driscoll gets the position.

12/30/56—Giants, with their sneakers again, trounce Chicago 47-7 before 56,836 in Yankee Stadium for NFL title.

11/2/58—Bears and Rams establish NFL attendance record drawing 90,833 paid (100,470 actual) in the LA Coliseum. Rams win 41-35.

1960s

10/22/61—Bears destroy the scorching 49er shotgun formation 31-0 with Bill George playing middle guard and the defensive line stunting.

12/29/63—Bears intercept five YA Tittle passes and capture NFL title from Giants 14-10 in Wrigley Field before 45,801 and closed circuit TV. QB Bill Wade gets both TDs on two- and one-yard runs. Each Bear earns \$5,899.

1964—Flanker Johnny Morris establishes NFL record of 93 catches.

11/28/64—Bears set standard for draft by selecting LB Dick Butkus and RB Gale Sayers in first round.

1965—Rookie Sayers bursts into pro football with a NFL-record 22 TDs.

12/12/65—Gale Sayers scores six TDs against 49ers.

1966—Gale Sayers sets NFL combined yards record with 2,440.

5/27/68—The all-time winningest coach in football history, George Halas, retires from coaching after 40 seasons with 324 wins, 151 defeats, 31 ties.

1970s

3/19/70—George Halas elected president of the National Football Conference as NFL-AFL merge.

6/16/70—Bear running back Brian Piccolo dies of cancer. Club establishes Piccolo Fund, raising over \$9 million for cancer research to date.

12/13/70—Bears say goodbye to Wrigley Field by trouncing Green Bay 35-17. They will make Soldier Field their home in 1971.

9/19/71—The Bears open at Soldier Field by defeating the Pittsburgh Steelers, 17-15.

9/12/74—Jim Finks joins Bears as Vice President and General Manager after serving as Vikings' GM and NFL Management Council Advisor.

12/17/74—After three seasons and a record of 11-30-1, Abe Gibrion departs as head coach.

12/31/74—Former NFL star LB Jack Pardee is named Bears head coach, the first non-Bear to hold the job.

7/12/75—Bears open training camp at Lake Forest College after 31 seasons in Rensselaer, Indiana.

11/20/77—En route to leading the NFL in rushing with a Bear record 1,852 yards on the season, Walter Payton dashes through the Vikings for a then-NFL record 275 yards. Bears win 10-7 at Soldier Field.

12/18/77—A 28-yard FG by Bob Thomas with :09 left in overtime gives Bears a 12-9 win over the Giants, a 9-5 record, a six-game win streak, and their first playoff spot in 14 years.

12/26/77—Bears finish season with 37-7 playoff loss at Dallas, but set 28 team records and play before a home record 401,513 fans in seven Soldier Field dates.

1/19/78—With a three-year record of 20-22, Jack Pardee resigns to seek Redskins coaching job.

2/16/78—Neill Armstrong, Minnesota Vikings defensive coordinator, becomes head coach.

9/3/79—Bears occupy \$1.6 million new headquarters named Halas Hall on Lake Forest College campus.

12/16/79—Massive heart attack claims George (Mugs) Halas at 54. Bears rout St. Louis 42-6 and Dallas tips Washington 35-34. The combination sends 10-6 Bears to the playoffs.

12/23/79—After leading 17-10, Bears drop the Wild Card game at Philadelphia, 27-17.



CHICAGO BEARS HISTORICAL HIGHLIGHTS

1980s

- 10/6/80**—Payton gains 133 rushing and 14 receiving to raise lifetime combined yardage to 9,492 – breaking Sayers' club record. Bears beat Tampa 23-0 at Soldier Field.
- 11/27/80**—David Williams returns overtime kickoff on Thanksgiving Day at Detroit 95 yards for TD in then-fastest OT in NFL history (21 seconds).
- 12/7/80**—Bears whip Packers 61-7 at Soldier Field, equaling club record for points and setting records for first downs (33) and completion percentage (83.3%, 20 of 24). Vince Evans throws for 316 yards—most by a Bear in 10 years.
- 1/4/82**—After four seasons and a 30-35 record, Neill Armstrong departs as head coach.
- 1/20/82**—Mike Ditka, assistant offensive coach of the Dallas Cowboys, becomes head coach.
- 8/24/83**—Jim Finks resigns as General Manager after nine seasons. George Halas names Jerry Vainisi as the club's General Manager.
- 10/31/83**—Bears' founder and owner, George Halas, dies at the age of 88.
- 11/11/83**—Michael B. McCaskey becomes the third president in franchise history.
- 2/19/84**—Rudy Custer, business manager for 38 years, announces his retirement.
- 10/7/84**—Walter Payton breaks Jim Brown's career rushing record with a third quarter six-yard run against New Orleans at Soldier Field. He finishes the day with 32 carries for 154 yards.
- 11/25/84**—Bears defeat Vikings 34-3 at Minneapolis to clinch first Central Division crown.
- 12/30/84**—Visiting Bears beat Redskins 23-19 for first playoff win since 1963, advancing to team's first NFC Championship before losing 23-0 to eventual champion 49ers.
- 1985**—Bears win first 12 games of season en route to posting 15-1 regular season mark, tying the most regular season wins by a team in NFL history. Chicago claims second straight NFC Central title as club-record nine players are selected to Pro Bowl.
- 1/5/86**—Bears host first playoff game since 1963 and shut out New York Giants, 21-0.
- 1/12/86**—Bears blank Los Angeles Rams, 24-0, in NFC Championship game at Soldier Field and advance to Super Bowl XX.
- 1/26/86**—Chicago sets seven Super Bowl records in first appearance including most points (46) and largest margin of victory (36) in 46-10 rout of the New England Patriots. The game was witnessed by record-setting number of viewers via television worldwide. The next day the team was greeted by an estimated 500,000 people in a ticker-tape parade in downtown Chicago.

- 1986**—Bears capture third straight NFC Central title with 14-2 mark; defense allows NFL record-low 187 points. Bears lose divisional playoff game to Redskins, 27-13.
- 12/20/87**—Walter Payton plays final regular season game at Soldier Field (rushes for 79 yards and 2 TDs). "Walter Payton Day" is celebrated prior to game as club president Michael McCaskey retires jersey number 34.
- 1987**—Bears win fourth consecutive division title with 11-4 mark in strike-interrupted season. Team posts four-straight winning seasons, a feat last accomplished by Bears from 1946-51. Redskins come back from 14-0 deficit to beat Bears 21-17 in playoffs.
- 1988**—Bears post 12-4 record (tied for best in NFL) and advance to NFC Championship game before losing to eventual Super Bowl Champion San Francisco. Bears finish five-year period (1984-88) with 62 wins – most by any NFL team ever in such a span at that time.
- 12/31/88**—Playoff Game vs. the Philadelphia Eagles at Soldier Field, Chicago, IL. On this 29 degree day in December the Bears rolled to a 20-12 playoff victory over the Eagles in what came to be known as the "Fog Bowl."
- 12/3/89**—Kevin Butler connects on his 24th straight field goal to set an NFL record for consecutive field goals made.
- 12/24/89**—Richard Dent sacks Joe Montana and becomes the Bears' all-time sack leader with 82, surpassing Jim Osborne.

1990s

- 6/6/90**—Andy McKenna and Patrick G. Ryan, two Chicago businessmen, purchase approximately 20% (total) of the Bears from the McCaskeys.
- 1990**—Bears regain NFC Central title with 11-5 mark, and beat the Saints 16-6 in First Round playoff game before falling to eventual Super Bowl Champion NY Giants, 31-3, in Dan Hampton's final game.
- 12/8/91**—Mike Ditka wins his 100th regular season game as the Bears' head coach with a 27-13 victory over the Green Bay Packers at Soldier Field.
- 1991**—Chicago finishes 11-5 and earns a Wild Card berth in the playoffs. The Bears are upset in the First Round by the Dallas Cowboys, 17-13, at Soldier Field.
- 10/4/92**—Kevin Butler becomes the Bears all-time leading scorer with a 50-yard FG. He surpasses Walter Payton's 750 points.
- 12/13/92**—In Mike Singletary's final home game, the Bears upset AFC Central champion Pittsburgh Steelers, 30-6.
- 1/19/93**—Dave Wannstedt is hired as the 11th head coach in club history.
- 10/3/93**—The Bears play their 1,000th game in franchise history, shutting out the Atlanta Falcons in Soldier Field, 6-0.

HISTORICAL HIGHLIGHTS

- 10/31/94**—Dick Butkus' and Gale Sayers' jersey numbers (51 and 40) retired at halftime before a Monday night national audience.
- 12/24/94**—Kevin Butler becomes the first Bear to surpass the 1,000 point mark with his first quarter FG vs. New England.
- 11/1/95**—9-7 Bears earn a Wild Card berth and upset the Vikings with a 35-18 playoff win at Minnesota.
- 5/12/95**—Michael McCaskey announces plans for a new \$20 million state-of-the-art headquarters at the groundbreaking ceremony in Lake Forest.
- 3/3/97**—Bears move into Halas Hall at Conway Park, the team's state-of-the-art, 38-acre headquarters. All team operations are under one roof in Lake Forest, four miles west of the original Halas Hall.
- 11/23/97**—The Bears defeat the Tampa Bay Buccaneers 13-7 for the 600th win in team history. Chicago becomes the first NFL franchise to reach the 600-win plateau.
- 12/28/98**—Dave Wannstedt's coaching tenure ends after six seasons and a 41-57 record.
- 1/24/99**—Dick Jauron is hired as the 12th head coach in club history.
- 2/4/99**—Ted Phillips is named the fourth President and CEO in team history while Michael McCaskey becomes the third chairman of the board.
- 11/1/99**—Hall of Fame running back Walter Payton dies at the age of 45. The Bears name the Halas Hall indoor facility in his honor the following off-season.
- 11/7/99**—"Walter Payton Game" - Bears block the Packers' game-winning field goal attempt in the first game following the death of Walter Payton.

2000s

- 6/12/01**—Jerry Angelo named first Bears general manager since the 1986 season.
- 2001**—Bears win NFC Central title in the final year of the division's existence. The Bears, Packers, Lions and Vikings move into the NFC North at the start of the 2002 season, with the addition of the League's 32nd team, the Houston Texans.
- 11/4/01**—Mike Brown scores his second game-winning touchdown in as many games as Chicago wins back-to-back overtime games in miraculous fashion.
- 1/19/02**—The Bears finish the 2001 season with a 13-3 mark and reach the playoffs for the first time since 1994, falling to Philadelphia 31-19 in the final game at 'old' Soldier Field.
- 8/3/02**—Bears DE Dan Hampton becomes the 26th Chicago Bear enshrined in the Pro Football Hall of Fame.
- 2002**—The Bears opened a new training camp home for the first time in 18 years, moving from Platteville, Wis., to Olivet Nazarene University in Bourbonnais, Ill. The Bears play each of their home games at Memorial Stadium at the University of Illinois in Champaign while the new stadium at Soldier Field was being constructed.
- 9/29/03**—The Bears make their debut in the new Soldier Field against the Green Bay Packers on Monday Night Football, dropping a 38-23 decision to the Packers.
- 12/29/03**—Dick Jauron's coaching tenure ends after five seasons and a 35-46 record.
- 1/15/04**—Lovie Smith is hired as the 13th head coach in club history.
- 11/13/05**—Nathan Vasher returns a 49ers missed field goal 108 yards for a touchdown, setting the record for longest TD in NFL history.
- 12/25/05**—The Bears beat the Packers 24-17 at Green Bay in the first-ever Christmas Day game for both teams. With the win, the Bears clinched their first NFC North title.
- 2006**—Bears claim second straight NFC North title and home-field advantage throughout the playoffs with a 13-3 record.
- 11/12/06**—Almost a year to the day Nathan Vasher set the NFL record for longest TD in NFL history, Devin Hester, duplicates the feat in New York against the Giants. Hester went on to set the League single-season record with six return touchdowns and most combined kick return TDs in a season with five.
- 1/14/07**—Bears earn first home playoff win since 1991 with a 27-24 OT win over defending NFC Champion Seattle.
- 1/21/07**—Bears win NFC Championship and a trip to Super Bowl XLI with a 39-14 win over the New Orleans Saints.
- 2/4/07**—Bears return specialist Devin Hester becomes the first player in Super Bowl history to return the game's opening kickoff for a touchdown while Chicago tied a record with 14 first-quarter points. The Bears and Indianapolis Colts combined for a Super Bowl record four 1st-quarter turnovers (2 each) in the first Super Bowl played in adverse playing conditions (rain) at Dolphin Stadium in Miami. The Colts would go on to beat the Bears 29-17.
- 12/30/07**—Devin Hester breaks his own single-season NFL record with his sixth kick return for a TD, setting the mark with a 64-yard punt return for a score in the final game of the season at home versus New Orleans.
- 12/7/08**—The Bears defeat the Jacksonville Jaguars 23-10 at Soldier Field to become the first NFL franchise to record 700 victories.



CHICAGO BEARS HISTORICAL HIGHLIGHTS

2010s

- 12/20/10**—Bears defeat Minnesota 40-14 at TCF Bank Stadium to earn fourth NFC North division crown. Devin Hester breaks NFL kick return record returning a punt 64 yards for a score, his 14th return TD.
- 1/16/11**—Bears earn berth in NFC Championship game with a 35-24 Divisional Playoff win over Seattle.
- 1/23/11**—Rival Packers beat the Bears 21-14 in NFC Championship game at Soldier Field.
- 2/5/11**—Bears DE Richard Dent voted for enshrinement into the Pro Football Hall of Fame, the 27th Chicago Bear to earn the honor.

5/5/11—George H. McCaskey becomes the fourth chairman of the board in franchise history.

1/3/12—Jerry Angelo released as general manager after helping the team to four NFC North titles, two NFC championship game appearances and one Super Bowl appearance in 11 years as GM.

1/28/12—Phil Emery hired as the fifth general manager in team history. George "Mugs" Halas, the son of Bears founder George Halas, was the team's first general manager. He was followed by Jim Finks, Jerry Vainisi and Jerry Angelo.

TOP INDIVIDUAL PRO BOWL SELECTIONS

Former Bears linebacker Mike Singletary is the franchise's all-time leader in Pro Bowl selections, earning 10 appearances during his 12-year career (1981-92). Singletary is followed on the list by fellow Hall of Famers Walter Payton (9 selections), Doug Atkins (8), Dick Butkus (8) and Bill George (8), and current Bears linebackers Brian Urlacher (8) and Lance Briggs (7).

Since the first Bears players earned Pro Bowl honors in 1951, a total of 81 Bears players have earned a total of 216 Pro Bowl selections.

Listed below are all Bears players who have earned at least one Pro Bowl selection. If there are two numbers listed, the first number is number of selections with Chicago, the second is overall Pro Bowl honors.

Name, Pos	Pro Bowls	Name, Pos	Pro Bowls	Name, Pos	Pro Bowls
Mike Singletary, LB	10	Julius Peppers, DE	2 7	John Dottley, RB	1
Walter Payton, RB	9	Brendon Ayanbadejo, ST	2 3	Allan Ellis, CB	1
Doug Atkins, DE	8	Wilber Marshall, LB	2 3	Matt Forté, RB	1
Dick Butkus, LB	8	Mark Bortz, G	2	Willie Gallimore, RB	1
Bill George, LB	8	Ray Bray, G	2	Shaun Gayle, S	1
Brian Urlacher, LB	8	Ed Brown, QB	2	Kline Gilbert, T	1
Lance Briggs, LB	7	Jim Covert, T	2	Robbie Gould, PK	1
Jay Hilgenberg, C	7	Gary Fencik, S	2	Corey Graham, ST	1
Stan Jones, G	7	Dick Gordon, WR	2	Bobby Joe Green, P	1
Olin Kreutz, C	6	Jack Hoffman, E	2	Don Kindt, HB	1
Rick Casares, RB	5	Johnny Lujack, QB	2	Johnny Knox, KR	1
Mike Ditka, TE	5	Steve McMichael, DT	2	Joe Marconi, RB	1
Joe Fortunato, LB	5	Johnny Morris, FL	2	Jim McMahon, QB	1
Gale Sayers, RB	5	Bulldog Turner, C/LB	2	McNeil Moore, HB	1
Neal Anderson, RB	4	Roosevelt Taylor, DB	2	Mike Pyle, C	1
George Connor, T/LB	4	Ruben Brown, G	1 9	Gene Schroeder, E	1
Richard Dent, DE	4	Erich Barnes, DB	1 6	Ron Smith, KR	1
Dave Duerson, S	4	Ted Washington, DT	1 4	Larry Strickland, C	1
Dan Hampton, DE/DT	4	Glyn Milburn, KR	1 2	Charles Tillman, CB	1
Richie Petitbon, DB	4	Bill Wade, QB	1 2	Cecil Turner, KR	1
Ed Sprinkle, DE	4	Larry Whigham, S	1 2	Nathan Vasher, CB	1
Fred Williams, DT	4	Jerry Azumah, KR	1	Bill Wightkin, T	1
Dick Barwegan, G	3 4	Todd Bell, S	1	James Williams, T	1
Mark Carrier, S	3	Bill Bishop, T	1	Otis Wilson, LB	1
Wally Chambers, DT	3	Marty Booker, WR	1	Donnell Woolford, CB	1
Tommie Harris, DT	3	Mike Brown, S	1		
Devin Hester, KR	3	JC Caroline, HB	1		
Harlon Hill, WR	3	Fred Davis, T	1		

GEORGE S. HALAS

FEBRUARY 2, 1895 — OCTOBER 31, 1983



Leading the Chicago Bears for more than a half-century, George S. Halas, the team's founder and head coach for 40 years, was one of the most enduring personalities in sports history. Halas was active with the Bears starting in 1920 when he founded the team as the Decatur Staleys.

Halas was born and raised on Chicago's west side and prepped at Crane Tech High School before attending the University of Illinois. In Champaign, he earned a B.S. degree while lettering in football, basketball and baseball. After graduation in 1918, Halas joined the Navy for the first of two tours of duty. He was named Player of the Game in the 1919 Rose Bowl, playing end on the Great Lakes team that beat the Marines 17-0. A commander when he left active duty in 1946, Halas retired as a captain in the Naval Reserve. He was also awarded the Distinguished Citizens Award—the highest honor the Navy can bestow on a civilian.


After leaving the Navy, Halas played right field for the New York Yankees, but a hip injury shortened his baseball career. Halas went to work for a Decatur (IL) corn products firm owned by an enthusiastic sports fan, Mr. A.E. Staley, who sponsored a semi-pro baseball team, and later commissioned Halas to organize an independent football team.

PRO CAREER: As a player, Halas set an NFL record (which stood 49 years until 1972) when he took a Jim Thorpe fumble 98 yards for a TD in a 26-0 win over the Oorang Indians at Cubs Park (11/4/23) (re-named Wrigley Field in 1926). He played end for the Bears from 1920-29 and was named to the NFL all-pro squad of the 1920s.

PRO COACHING CAREER: Three times Halas interrupted his coaching activities by his own volition. He first turned over the leadership to Ralph Jones from 1930 through 1932. In 1942 when he left for the Navy, Luke Johnsos and Heartley "Hunk" Anderson shared head coaching responsibilities through '45. John "Paddy" Driscoll coached in 1956-57. Coincidentally, in '33 and again in '46 when Halas resumed coaching, his Bears won world championships.

During the 1940s, his teams reached the height of their power with four straight Western Conference titles; three world championships; a fantastic four-season record (including pre-season games) of 62-7-1 (.899); scored 2,164 points and allowed just 842. The 1940 team, which defeated the Washington Redskins 73-0 for the world championship, was voted the greatest professional team of all-time by the National Academy of Sports Editors in 1963.

Resuming coaching in 1958, Halas needed five years to develop another champion, when in 1963 the Bears won their eighth championship. The Sporting News, AP, and UPI named him Coach of the Year after the 1963 and 1965 seasons. Halas retired from coaching on May 27, 1968, with a career record of 324-151-31. His win total was the best in NFL history until Don Shula broke the mark in 1993. Halas is a charter member of the Pro Football Hall of Fame.

**HALAS' BEARS RECORDS**

- Longest run with opponent's fumble: 98 yards, TD (11/4/23)

NFL COACHING RECORDS

- Most World Champions: 6* (1921, 1933, 1940, 1941, 1946, 1963)

BEARS COACHING RECORDS

- Most regular season wins: 318
- Most consecutive regular season victories: 17 (1933-34)
- Most consecutive wins (including post-season): 18 (1933-34)
- Most World Champions: 6 (1921, 1933, 1940, 1941, 1946, 1963)

*Tied with "Curly" Lambeau



CHICAGO BEARS HISTORICAL BIOGRAPHIES

GEORGE S. HALAS, JR.

SEPTEMBER 4, 1925 — DECEMBER 16, 1979

George S. "Mugs" Halas was an integral part of the Bears before his untimely death in 1979. The son of pro football founder George S. Halas, Mugs spent 30 years in pro football. He joined the Bears' front office in 1950, was named treasurer in 1953, and became president of the club in 1963. In his first season as president, the Bears were NFL champions. Mugs was the second of just four presidents in the franchise's 90-year history. He succeeded his father, George S. Halas, and was followed by Michael McCaskey and current president Ted Phillips. His numerous contributions on a league-level included membership on the executive committee of the NFL Management Council.

Mugs learned football at a young age, serving as a ballboy while growing up. He earned a business degree from Loyola in 1949, before entering pro football on a full-time basis. Mugs is remembered for his love and devotion to the game.




EDWARD W. MCCASKEY

APRIL 27, 1919 — APRIL 8, 2003

Edward (Ed) W. McCaskey served as an executive with the Bears for 36 years, serving as Chairman Emeritus of the club from 1999 until his death in 2003. He was the team's second Chairman of the Board, succeeding team founder George Halas in 1983 following 17 years as the team's Vice President and Treasurer. McCaskey married Halas' only daughter, Virginia, in 1943 and joined the team at Halas' request in 1967.


McCaskey was a popular figure within the NFL and was referred to by many as the conscience of the League, as well as a sounding board for many of its leaders. He contributed to numerous charitable and civic organizations on behalf of the Bears and served as the guiding force behind the Brian Piccolo Fund.



WALTER PAYTON

JULY 25, 1954 — NOVEMBER 1, 1999

- Drafted 4th overall in 1975; Retired after the 1987 season
- Retired as NFL's all-time leader in rushing and combined net yards
- Held 16 NFL Records when he retired including the League's all-time leading rusher, which was surpassed by Emmitt Smith in 2002
- Voted to nine Pro Bowls (1977, 78, 79, 80, 81, 84, 85, 86, 87)
- Holds 27 Bears' Records (24 regular season/career, three postseason)
- Jersey #34 is retired; Elected to Hall of Fame, Jan. 30, 1993; Inducted July 31, 1993



Payton's Pro Stats

Year	Rush	Yds	Avg	Lg	TD	Rec	Yds	Avg	Lg	TD	G-GS
1975 Bears	196	679	3.5	54	7	33	213	6.5	40	0	13-7
1976 Bears	311	1,390	4.5	60	13	15	149	9.9	34	0	14-14
1977 Bears	339	1,852	5.5	73	14	27	269	10.0	75	2	14-14
1978 Bears	333	1,395	4.2	76	11	50	480	9.5	61	0	16-16
1979 Bears	369	1,610	4.4	43	14	31	313	10.1	65	2	16-16
1980 Bears	317	1,460	4.6	69	6	46	367	8.0	54	1	16-16
1981 Bears	339	1,222	3.6	39	6	41	379	9.2	30	2	16-16
1982 Bears	148	596	4.0	26	1	32	311	9.7	40	0	9-9
1983 Bears	314	1,421	4.5	49	6	53	607	11.5	74	2	16-16
1984 Bears	381	1,684	4.4	72	11	45	368	8.2	31	0	16-16
1985 Bears	324	1,551	4.8	40	9	49	483	9.9	65	2	16-16
1986 Bears	321	1,333	4.2	41	8	37	382	10.3	57	3	16-16
1987 Bears	146	533	3.7	17	4	33	217	6.6	16	1	12-12
Career	3,838	16,726	4.4	76	110	492	4,538	9.2	75	15	190-184

Other Career Highs: **Passing:** 11-34-331, 8 TDs, 5 int's. **Punting:** 1 for 39 yards (1975). **Kickoff Returns:** 17 for 539 yards (31.7 avg.).

Playoffs

Year	Rush	Yds	Avg	Lg	TD	Rec	Yds	Avg	LG	TD	G-GS
1977 Bears	19	60	3.1	11	0	3	33	11.0	20	0	1-1
1979 Bears	16	67	4.2	12	2	3	52	17.3	31	0	1-1
1984 Bears	46	196	4.3	20	0	4	23	5.8	12	0	2-2
1985 Bears	67	186	2.8	12	0	8	52	6.5	19	0	3-3
1986 Bears	14	38	2.7	9	0	1	-2	-2.0	-2	0	1-1
1987 Bears	18	85	4.7	16	0	3	20	6.7	9	0	1-1
Career	180	632	3.5	20	2	22	178	8.1	31	0	9-9

Also: 3 kickoff returns for 57 yards in 1977.

HALL OF FAMERS



On Feb. 5, 2011, Bears DE Richard Dent became the 27th Chicago Bear voted for enshrinement in the Hall of Fame, the most of any team. Since the Hall of Fame opened in Canton, Ohio on Sept. 7, 1963, 273 NFL players, coaches and personnel have been inducted.

DOUG ATKINS

Defensive End

#81

Inducted: 1982

BEARS: 12 seasons (1955-66)

NFL: 17 seasons

Three-time all-NFL (1960, 61, 62)... Eight-time Pro Bowler (1958-64; 66)... Named Outstanding Lineman in 1959 Pro Bowl... Cleveland's first-round pick in 1953 who came to Chicago in a 1955 trade with Browns... Joined Saints for final three seasons via 1967 trade... Conference track champion in the high-jump and scholarship basketball player at Tennessee.



Atkins

GEORGE BLANDA

Quarterback-Kicker


#16, 22

Inducted: 1981

BEARS: 10 seasons (1949-58)

NFL: 26 seasons

Concluded NFL career as all-time leader in seasons (26), games (340), points (2,002), PAT attempts (959), PATs (943), FG attempts (638), and interceptions (277)... Bears career record holder in consecutive games with a score (83), and consecutive extra points (156); fourth in club history with 541 points... Retired in 1959, but returned in 1960 to play seven seasons with Houston (1960-66) and nine with Oakland (1967-75)... Led Oilers to two AFL titles and was 1961 Player of the Year... Set then-NFL record with 68 pass attempts vs. Buf. (11/1/64)... Voted Male Athlete of the Year by AP in 1970... Finished 340-game career with 2,002 points, 4,007 attempts for 26,920 passing yards and 236 TDs... Retired one month shy of 49th birthday... Played at Kentucky.



Blanda

DICK BUTKUS

Middle Linebacker


#51

Inducted: 1979

BEARS: 9 seasons (1965-73)

NFL: 9 seasons

Third pick of 1965 draft... Beat out incumbent middle linebacker and future Hall of Famer Bill George... Denied Rookie of the Year honors when edged by teammate and fellow Hall of Fame enshrinee Gale Sayers... One of only six Bears to earn Pro Bowl honors each of their first three seasons in the League... Seven-time all-NFL... Bears all-time leader with 25 fumble recoveries (third in NFL history) and second with 47 turnovers (fumbles + interceptions)... Born and raised in Chicago; attended college at Illinois.



Butkus

GEORGE CONNOR

Tackle-Linebacker


#71, 81

Inducted: 1975

BEARS: 8 seasons (1948-55)

NFL: 8 seasons

First of the big, mobile outside linebackers... All-NFL five times - including 1951 and '52 on both offense and defense... Voted to first four Pro Bowls (1951-54)... Dramatic display in 1952 Pro Bowl when, late in the game with opposition deep in territory, he made a tackle-for-loss on first down, solo stop on second down, sacked QB on third down, and batted down fourth down pass in the endzone... Injuries forced retirement after 1955 season... All-America one year at Holy Cross and two seasons at Notre Dame.



Connor

RICHARD DENT

Defensive End


#95

Inducted: 2011

BEARS: 12 seasons (1983-93; 95)

NFL: 15 seasons

Selected by Chicago in eighth round (203rd player overall) of 1983 NFL Draft... Played in every game as a rookie... Became full-time starter early in 1984, beginning a 10-year period in which he recorded 10 or more sacks in eight of 10 seasons... Twice, once in 1984 and again in 1987, recorded 4.5 sacks in a game, both vs. the Raiders... At the time of his retirement ranked third in career sacks with 137.5... Led NFC with team record 17.5 sacks in 1984... Followed up with an NFL-high 17 sacks in 1985 as an integral part of Bears dominating defense... MVP of Super Bowl XX, recording three tackles, 1.5 sacks, one pass defended and two forced fumbles in Chicago's 46-10 win over the Patriots... Named first- or second-team All-Pro four times, All-NFC five times and selected to play in four Pro Bowls (1985, 1986, 1991, 1994).



Dent



CHICAGO BEARS HALL OF FAMERS



Ditka

MIKE DITKA

Inducted: 1988


Tight End-Coach

#89

BEARS: 17 seasons (Player, 1961-66), (Coach, 1982-92)

NFL: 20 seasons

First tight end inducted to the Hall... Credited for changing the tight end from a "third tackle" to a receiving position... NFL Rookie of the Year in '61 with 56 receptions... Voted to Pro Bowl following five seasons... His 427 career catches were most in NFL history by a tight end until Kellen Winslow broke the mark in 1980... Holds three Bears records... Assistant coach for Dallas before being named Bears head coach on January 20, 1982... Guided team to 112 wins, six NFC Central titles, three NFC Championship games, and the Bears only Super Bowl victory... Bears first-round pick (fifth overall) in 1961 from Pittsburgh.



Driscoll

JOHN "PADDY" DRISCOLL

Inducted: 1965

Running Back

#1, 20

BEARS: 5 seasons (1920; 26-29)

NFL: 10 seasons

The NFL's first "franchise" player... Triple-threat athlete who excelled at running, punting, and drop-kicking for field goals... Played with Chicago Cardinals (1920-25)... Scored 27 points in 1923 game vs. Rochester (four TDs, three PATs)... His 50-yard field goal in 1925 was NFL record for several years... Born in Evanston, IL, and attended Northwestern.

JIM FINKS


Inducted: 1995

General Manager

NFL: 34 seasons

BEARS: 9 seasons (1974-82)

One of the architects of the great Bears teams of the '80's... Joined the team just two days before the start of the 1974 season and spent the season evaluating the team's talent, including players, coaches and front office personnel... Served as executive vice president and general manager with the Bears after breaking into the League as both cornerback and quarterback for the Steelers from 1949-55... Spent his first three seasons in the NFL in the defensive backfield, switching back to quarterback in 1952 and was selected to play in the Pro Bowl in 1953... Spent 10 seasons as GM at Minnesota (1964-73) and eight at New Orleans (1986-93).



Finks

DANNY FORTMANN

Inducted: 1965


Guard

#21

BEARS: 8 seasons (1936-43)

NFL: 8 seasons

Ninth-round pick in NFL's first draft (1936)... As a rookie in 1936, at age 20, he was the league's youngest starter... Signal caller for linemen on offense and deadily tackler on defense... All-NFL from 1938-43... The Bears finished first five times, second twice, and third once during his eight years... Pursued medical studies at University of Chicago while playing with Bears... Played at Colgate.



Fortmann

BILL GEORGE

Inducted: 1974


Linebacker

#61, 72

BEARS: 14 seasons (1952-65)

NFL: 15 seasons

Joined Bears in 1952 as "middle guard", but became league's first middle linebacker when he dropped off the line in 1954... All-NFL eight times in nine years... Voted to Pro Bowl eight straight seasons (1955-62)... Defensive signal caller final 10 seasons in Chicago... 18 career interceptions... His 14 seasons tie for the most by a Bear player... Finished with Rams (1966)... Attended Wake Forest.



George

Championship Team Hall of Famers

(by Player/Coach)

Players

Sid Luckman (4)	1940, '41, '43, '46	Joe Stydahar (3)	1940, '41, '46
George Musso (4)	1933, '40, '41, '43	Red Grange (2)	1932, '33
Bulldog Turner (4)	1940, '41, '43, '46	Bill Hewitt (2)	1932, '33
Danny Fortmann (3)	1940, '41, '43	Link Lyman (2)	1932, '33
George McAfee (3)	1940, '41, '46	George Trafton (2)	1921, '32
Bronko Nagurski (3)	1932, '33, '43	Doug Atkins (1)	1963

HALL OF FAMERS

HAROLD "RED" GRANGE **Running Back-Def. Back** **#77**
Inducted: 1963 **BEARS: 7 seasons (1925; 29-34)** **NFL: 9 seasons**


Joined Bears on Thanksgiving, 1925—just 10 days following final college game... Attracted crowds of 70,000 at the Polo Grounds and 75,000 in LA Coliseum during 1925 tour—16 games in two months to showcase the Galloping Ghost... Left Bears for NY Yankees of AFL in 1926 which joined NFL the following season... Suffered knee injury vs. Bears in 1927, and missed entire '28 season... Rejoined Chicago in 1929, but was "ordinary" ball carrier... Developed into a good defensive back... All-NFL in 1931... Made TD-saving tackle in final seconds of 1933 Championship Game 23-21 win over NY Giants... Played college ball at Illinois.



Grange

GEORGE HALAS **End-Coach-Owner** **#7**
Inducted: 1963 **BEARS: 64 seasons (1920-83)** **NFL: 64 seasons**


(See bio on page 249)



Halas

DAN HAMPTON **Defensive End** **#99**
Inducted: 2002 **BEARS: 12 seasons (1979-90)** **NFL: 12 seasons**

A first-round draft choice (fourth overall) by the Bears in the 1979 draft... Played for 12 seasons in Chicago and finished his career ranked third on the Bears all-time career sacks list with 82.0... "Danimal," as he was affectionately known by teammates and fans, played in 157 regular season games with 152 starts... Named to the NFL Team of the '80's by the Pro Football Hall of Fame Board of Selectors and was a Pro Bowl performer four times during that decade (1981, 1983, 1985 and 1986), twice as a defensive end and two times as a defensive tackle... Named Defensive MVP by Pro Football Weekly in 1982 and started the first 48 games of his career where he established himself as a dominant pass rusher, recording 25 sacks during his first three seasons in the league.



Hampton

ED HEALEY **Tackle** **#16**
Inducted: 1964 **BEARS: 6 seasons (1922-27)** **NFL: 8 seasons**


Acquired by Halas from Rock Island Independents (1920-22) in exchange for gate receipts (\$100) from late-season game in 1922... Ran more than 30 yards in 1924 to tackle his own teammate who was running the wrong way with an interception... Caught running back George Wilson from behind after hurdling several teammates in 1926 game vs. LA All-Stars... Termed "the most versatile tackle of all-time" by Halas... First president of Bear alumni association (1937)... Graduated from Dartmouth.



Healey

BILL HEWITT **End** **#56**
Inducted: 1971 **BEARS: 5 seasons (1932-36)** **NFL: 9 seasons**

One of the last helmetless players in the NFL... Four-time all-NFL (1933, '34, '36, '37) and first to do so with two teams... Designed play to win 1933 NFL Championship: jump pass from fullback to Hewitt who caught and lateraled to William Karr... Played for Eagles (1937-39), missed 1940-42 seasons before returning with Philadelphia-Pittsburgh (1943)... Career: 101 catches for 1,696 yards and 25 TDs.



Hewitt

Championship Team Hall of Famers

(by Player/Coach)

Players (continued from previous page)

Mike Ditka (1)	1963
Bill George (1)	1963
George Halas (1)	1921
Stan Jones (1)	1963
Dan Hampton (1)	1985
Walter Payton (1)	1985


Mike Singletary (1)	1985
Richard Dent (1)	1985

Coaches

George Halas (6)	1921, '33, '40, '41, '46, '63
Mike Ditka (1)	1985



CHICAGO BEARS HALL OF FAMERS



Jones

STAN JONES

Tackle-Guard

#78

Inducted: 1991

BEARS: 12 seasons (1954-65)

NFL: 13 seasons

Selected by Chicago in fifth round of 1953 draft... Started at tackle; switched to guard in 1954 and became seven-time Pro Bowler (1956-62)... Played offense and defense in 1962 but played solely defense in 1963-when the Bears won the NFL Championship... One of the first pro football players to concentrate on weightlifting... Missed just two games in his first 11 seasons... Traded to Redskins (1966) as a favor from Halas so he could finish his career near his Rockville, Maryland home... College Lineman of the Year for 1953 National Champion Maryland Terrapins.



Luckman

SID LUCKMAN

Quarterback


#42

Inducted: 1965

BEARS: 12 seasons (1939-50)

NFL: 12 seasons

Second pick of 1939 draft... Bears all-time leader in yards (14,686), TDs (137), interceptions (132); second in attempts (1,744) and third in completions (904)... Club season record holder in QB rating (107.8 in 1943) and passes intercepted (31 in 1947)... Led Bears T-formation attack which won four NFL Titles including the 73-0 blitzing of Washington in the 1940 Championship game... Five-time all-NFL and 1943 league MVP... Passed for record-tying seven TDs in 1943 game vs. Giants... Came out of Columbia University.



Lyman

ROY "LINK" LYMAN

Tackle

#2, 11, 12, 14, 77

Inducted: 1964

BEARS: 7 seasons (1926-28, 30-31, 33-34)

NFL: 12 seasons

Pioneered stunting, slanting, and shifting style defense... Began pro career with Canton (1922-23), winning two championships; moved to Cleveland where he again won a championship... Joined Frankford (1925) before finishing with Bears... Left Bears for 1929 season to play semi-pro ball and in 1932 to settle business problems... In his final two seasons Chicago won the NFL Championship (1933) and division (1934)... No high school ball (school had seven boys), but played at Nebraska.



McAfee

GEORGE MCAFEE

Running Back-Def. Back


#5, 33

Inducted: 1966

BEARS: 8 seasons (1940-41; 45-50)

NFL: 8 seasons

Eagles first-round choice in 1940 (second overall)... Immediately traded to Bears for four players... Career average 12.78 yards on 112 punt returns is still NFL record... Returned a kickoff 93 yards for TD in first pro game... Went into the Navy for WWII; returned in 1945... 25 career interceptions... All-American at Duke.



Musso

GEORGE MUSSO

Tackle-Guard-Def. Tackle

#16

Inducted: 1982

BEARS: 12 seasons (1933-44)

NFL: 12 seasons

Signed by Halas for just \$90/game plus \$5 in expenses... Elected team captain in fourth season and kept the title remainder of career... First player to win all-NFL at two positions: tackle in 1935 and guard in 1937... Played on four Bears championship teams... College ball at Millikin.

Championship Team Hall of Famers

(by Year)

1921 Team (2)

George Halas, George Trafton

1932 Team (5)

Red Grange, Bill Hewitt, Link Lyman, Bronko Nagurski, George Trafton

1933 Team (5)

Red Grange, Bill Hewitt, Link Lyman, George Musso, Bronko Nagurski

1940 Team (6)

Danny Fortmann, Sid Luckman, George McAfee, George Musso, Joe Stydahar, Bulldog Turner

1941 Team (6)

Danny Fortmann, Sid Luckman, George McAfee, George Musso, Joe Stydahar, Bulldog Turner

HALL OF FAMERS

BRONKO NAGURSKI

Fullback-Tackle

#3, 16

Inducted: 1963

BEARS: 9 seasons (1930-37; 43)

NFL: 9 seasons

Powerful, punishing runner who was also a threat to pass... Retired after eight seasons (1937) for a more profitable wrestling career... Returned in 1943 when Bears were short of players (due to WWII)... Played mostly at tackle, but scored TD to put Bears ahead to stay in 1943 Championship game... 11th in Bears career rushing... High school teams were winless... All-American at Minnesota.



Nagurski

WALTER PAYTON

Running Back


#34

Inducted: 1993

BEARS: 13 seasons (1975-87)

NFL: 13 seasons

(Payton's stats and bio on page 250.)



Payton

GALE SAYERS

Running Back


#40

Inducted: 1977

BEARS: 7 seasons (1965-71)

NFL: 7 seasons

Fourth pick of 1965 draft... Career: 991-4,956-39 rushing; 112-1,307-9 receiving; 91-2,781-6 kick-off returns; 28-391-2 punt returns... Had 77-yard PR, 93-yard KOR and 25-yard TD pass in first pre-season game... Amassed 2,272 net yards and a rookie-record 22 TDs including record-tying six TDs vs. SF in inaugural season... Picked Rookie of the Year over Dick Butkus... Voted to five Pro Bowls (1966-70) and was Offensive MVP of three... Suffered right knee injury in 1968, but bounced back for second 1,000-yard season... Left knee injury in 1970 ended career... Led NFL in rushing in '66 and '69... 20 100-yard rushing games... Fourth on Bears all-time rushing list... Averaged 5.0 yards per carry in career... Set 23 club records and seven NFL marks... Youngest player ever elected to the Hall (34 years old) and his effective playing time is also the shortest of any Hall of Famer... Star back at Kansas... Known as the "Kansas Comet."



Sayers

MIKE SINGLETARY

Linebacker


#50

Inducted: 1998

BEARS: 12 seasons (1981-92)

NFL: 12 seasons

Second round pick in 1981 draft (38th overall) after two-time consensus all-American career at Baylor... All-rookie honors from Pro Football Writers Assoc., UPI, Pro Football Weekly, and Football Digest... Selected to 10 straight Pro Bowls (1983-92), most ever by a Bear... Most starts by a defensive player in Bears history (172)... Named to NFL Team of the Eighties by NFL Hall of Fame Board of Selectors... AP Defensive Player of the Year in 1985 and '88... 1990 NFL Man of the Year for playing excellence and off-the-field community contributions... Defensive captain from 1983-1992... Finished as the team's first or second leading tackler in final 11 seasons... Missed just two games in 12 seasons (both in '86)... Finished career with 1,488 tackles, 19 sacks, seven interceptions... Wife, Kim, presented Mike at his induction.



Singletary

JOE STYDAHR

Tackle


#13, 18

Inducted: 1967

BEARS: 9 seasons (1936-42; 45-46)

NFL: 9 seasons

First player ever drafted by Bears... All-NFL left tackle (1937-40)... Left for WWII (1943-44), but returned to lead Chicago to 1946 Championship... Star player at West Virginia.



Stydahar

Championship Team Hall of Famers

(by Year)

1943 Team (5)

Danny Fortmann, Sid Luckman, George Musso, Bronko Nagurski, Bulldog Turner

1946 Team (4)

Sid Luckman, George McAfee, Joe Stydahar, Bulldog Turner

1963 Team (4)

Doug Atkins, Mike Ditka, Bill George, Stan Jones

1985 Team (4)

Richard Dent, Dan Hampton, Walter Payton, Mike Singletary



CHICAGO BEARS HALL OF FAMERS



Trafton

GEORGE TRAFTON

Center

#13

Inducted: 1964

BEARS: 13 seasons (1920-32)

NFL: 13 seasons

All-NFL center (unofficially) in eight of 13 seasons... Strong, tough, mean player – put four Rock Island players out of action in first 12 plays of a 1920 game... Notre Dame career was cut short when Knute Rockne caught him playing semi-pro ball.

CLYDE "BULLDOG" TURNER

Center-Linebacker

#66

Inducted: 1966

BEARS: 13 seasons (1940-52)

NFL: 13 seasons

First-round draft pick in 1940... Flawless snapper and excellent blocker who was all-NFL six times... Could also play guard or tackle... Led league in 1942 with eight interceptions at linebacker... Played running back in emergency situations, scored 48-yard TD in 1944... Had 96-yard interception return for TD in 1947... Played college ball for Hardin-Simmons.



Turner

In addition to the 27 Bears Hall of Famers, five other inductees spent part of their careers with Chicago:

Player	Position	With Bears	Other teams
Jim Conzelman	Quarterback	1920	Rock Island Independents, Milwaukee Badgers, Detroit Panthers, Providence Steam Roller
Guy Chamberlin	End	1920-21	Canton Bulldogs, Cleveland Bulldogs, Frankford Yellow Jackets, Chicago Cardinals
Walt Kiesling	Guard	1934	Duluth Eskimos, Pottsville Maroons, Chicago Cardinals, Green Bay Packers, Pittsburgh Pirates
Bobby Layne	Quarterback	1948	NY Bulldogs, Detroit Lions, Pittsburgh Steelers
Alan Page	Defensive Tackle	1978-81	Minnesota Vikings

PRO FOOTBALL HALL OF FAMERS BY FRANCHISE

Hall of Famers are listed under all clubs on which they played. PRIMARY refers to the team or teams on which the Hall of Famer made his primary contribution to professional football. MINOR refers to Hall of Famer who spent only a minor portion of their career with a team.

TEAM	PRIMARY	MINOR	TEAM	PRIMARY	MINOR
Chicago Bears	27	5	Kansas City Chiefs	9	6
Green Bay Packers	21	5	Miami Dolphins	9	1
Washington Redskins	19	10	Buffalo Bills	8	1
Pittsburgh Steelers	20	6	San Diego Chargers	7	4
New York Giants	18	9	Tennessee Titans	7	5
Cleveland Browns	16	5	Denver Broncos	4	2
St. Louis Rams	15	10	New York Jets	5	2
Detroit Lions	14	5	New England Patriots	4	1
Oakland Raiders	13	8	New Orleans Saints	3	4
San Francisco 49ers	13	8	Seattle Seahawks	2	5
Dallas Cowboys	13	6	Atlanta Falcons	1	3
Arizona Cardinals	11	6	Tampa Bay Buccaneers	1	3
Minnesota Vikings	11	5	Cincinnati Bengals	1	1
Indianapolis Colts	10	5	Baltimore Ravens	0	3
Philadelphia Eagles	9	9	Carolina Panthers	0	1

ATTENDANCE

(since 1971 when Bears moved to Soldier Field)

Capacity	Sold	Actual	Average	Road	Capacity	Sold	Actual	Average	Road		
1971.....	55,049.....	N/A.....	385,343 (7).....	55,049.....	396,183 (7).....	1992.....	66,950.....	535,600.....	478,507 (8).....	59,813.....	529,769 (8).....
1972.....	55,701.....	N/A.....	389,907 (7).....	55,701.....	406,556 (7).....	1993.....	66,950.....	535,600.....	465,832 (8).....	58,229.....	486,675 (8).....
1973.....	55,701.....	N/A.....	389,907 (7).....	55,701.....	395,192 (7).....	1994.....	66,944.....	535,552.....	468,015 (8).....	58,502.....	520,294 (8).....
1974.....	55,753.....	N/A.....	389,117 (7).....	55,588.....	372,530 (7).....	1995.....	66,944.....	535,552.....	476,587 (8).....	59,573.....	510,327 (8).....
1975.....	57,455.....	387,312.....	323,868 (7).....	46,266.....	392,929 (7).....	1996.....	66,944.....	535,552.....	456,348 (8).....	57,044.....	490,590 (8).....
1976.....	57,359.....	401,123.....	351,812 (7).....	50,258.....	438,338 (7).....	1997.....	66,944.....	535,552.....	421,900 (8).....	52,738.....	536,184 (8).....
1977.....	57,359.....	401,513.....	336,500 (7).....	48,071.....	409,377 (7).....	1998.....	66,944.....	535,552.....	429,607 (8).....	53,701.....	462,012 (8).....
1978.....	57,359.....	458,872.....	385,976 (8).....	48,247.....	455,542 (8).....	1999.....	66,944.....	535,552.....	443,713 (8).....	55,464.....	517,237 (8).....
1979.....	57,979.....	463,832.....	416,168 (8).....	52,021.....	477,321 (8).....	2000.....	66,944.....	535,552.....	435,259 (8).....	54,407.....	545,132 (8).....
1980.....	64,154.....	513,232.....	464,897 (8).....	58,112.....	486,954 (8).....	2001.....	66,944.....	535,552.....	482,878 (8).....	60,360.....	525,068 (8).....
1981.....	64,410.....	515,280.....	436,563 (8).....	54,570.....	453,575 (8).....	2002*.....	52,057.....	494,847.....	426,285 (8).....	53,286.....	542,061 (8).....
1982.....	65,793.....	249,354.....	183,626 (4).....	45,107.....	293,501 (5).....	2003.....	61,500.....	492,304.....	444,340 (8).....	55,543.....	546,662 (8).....
1983.....	65,793.....	545,897.....	418,771 (8).....	52,346.....	409,867 (8).....	2004.....	61,500.....	495,706.....	442,272 (8).....	55,284.....	541,641 (8).....
1984.....	65,793.....	516,347.....	462,159 (8).....	57,769.....	444,496 (8).....	2005.....	61,500.....	496,965.....	496,965 (8).....	62,121.....	518,191 (8).....
1985.....	65,793.....	526,344.....	486,212 (8).....	60,776.....	517,146 (8).....	2006.....	61,500.....	497,786.....	497,786 (8).....	62,223.....	550,577 (8).....
1986.....	66,030.....	528,240.....	495,484 (8).....	61,935.....	478,025 (8).....	2007.....	61,500.....	497,267.....	463,133 (8).....	57,892.....	544,335 (8).....
1987.....	66,030.....	528,240.....	459,192 (8).....	57,399.....	407,783 (7).....	2008.....	61,500.....	496,276.....	461,232 (8).....	57,654.....	532,130 (8).....
1988.....	66,946.....	535,568.....	494,093 (8).....	61,761.....	489,476 (8).....	2009.....	61,500.....	498,000.....	467,936 (8).....	58,492.....	533,114 (8).....
1989.....	66,946.....	535,568.....	489,976 (8).....	61,247.....	506,193 (8).....	2010.....	61,500.....	497,561.....	474,974 (8).....	59,372.....	525,302 (8).....
1990.....	66,946.....	535,568.....	481,018 (8).....	60,127.....	534,440 (8).....	2011.....	61,500.....	497,166.....	469,935 (8).....	58,742.....	567,177 (8).....
1991.....	66,946.....	535,568.....	491,778 (8).....	61,472.....	531,835 (8).....						

* Home games played at Memorial Stadium in Champaign, Ill. Capacity listed is NFL designated Chicago blackout number.

() Number in parentheses is number of games played.

Ten largest crowds to watch the Bears

Soldier Field			Road		
Attendance	Opponent	Date	Attendance	Opponent	Date
66,900	vs. NY Giants	9/5/1993	100,470	at LA Rams	11/2/1958
66,625**	vs. Philadelphia	10/2/1989	90,138	at Washington	9/11/2005
66,475	vs. Minnesota	9/17/1989	85,168	at Dallas	9/19/2010
65,704**	vs. NY Giants	9/14/1987	83,501*	at LA Rams	12/17/1950
65,534*	vs. Philadelphia	12/31/1988	83,224**	at Cleveland	11/3/1980
65,506	vs. LA Rams	10/29/1989	82,213	at Washington	12/6/2007
65,420	vs. Minnesota	9/23/1990	80,638	at Detroit	11/21/1976
65,293**	vs. San Francisco	10/24/1988	80,456	at LA Rams	11/3/1957
65,255**	vs. NY Jets	9/23/1991	80,366	at Buffalo	9/29/1991
65,141*	vs. Washington	1/3/1987	80,156	at LA Raiders	9/30/1990

Five smallest crowds to watch the Bears

Attendance	Opponent	Date	Attendance	Opponent	Date
29,157	vs. Green Bay	12/16/1973	2,500^	vs. Dallas Texans	11/27/52
32,113*	vs. Minnesota	10/11/1987	4,074*	at Philadelphia	10/4/1987
33,557	vs. Green Bay	12/11/1977	32,637&	at New Orleans	11/6/2005
34,306	vs. Green Bay	12/10/1978	34,350	at Baltimore	9/25/1983
35,052	vs. St. Louis	12/14/1975	36,816	at Tampa Bay	11/20/1983

* playoff game; ** Monday Night Football; ^ at Akron, Ohio; * strike game; & at Baton Rouge, La.

NOTES:

- Last non-sellout: September 9, 1984 vs. Denver (4,432 unsold).
- Heading into 2012, the Bears have 236 straight sellouts (222 regular season, 14 playoffs).
- The Bears vs. All-Stars game on August 22, 1947 drew a crowd of 105,840 at Soldier Field, which was the largest crowd ever to watch any NFL game until August 15, 1994, when the Cowboys-Oilers pre-season game drew 112,376 at Azteca Stadium in Mexico City.



ANNUAL SCORING LEADERS

Year	Player	TD	PAT	FG	Pts	Year	Player	TD	PAT	FG	Pts
2011	Gould, Robbie	0	37	28	121	1971	Percival, Mac	0	18	15	63
2010	Gould, Robbie	0	35	25	110	1970	Percival, Mac	0	28	20	88
2009	Gould, Robbie	0	33	24	105	1969	Percival, Mac	0	26	8	50
2008	Gould, Robbie	0	41	26	119	1968	Percival, Mac	0	25	25	100
2007	Gould, Robbie	0	33	31	126	1967	Sayers, Gale	12	0	0	72
2006	Gould, Robbie	0	47	32	143	1966	Leclerc, Roger	0	24	18	78
2005	Gould, Robbie	0	19	21	82	1965*	Sayers, Gale	22	0	0	132
2004	Edinger, Paul	0	22	15	67	1964	Morris, Johnny	10	0	0	60
2003	Edinger, Paul	0	27	26	105	1963	Ditka, Mike	8	0	0	48
2002	Edinger, Paul	0	29	22	95	1962	Leclerc, Roger	0	36	13	75
2001	Edinger, Paul	0	34	26	112	1961	Ditka, Mike	12	0	0	72
2000	Edinger, Paul	0	21	21	84	1960	Aveni, John	0	23	7	44
1999	Robinson, Marcus	9	0	0	54	1959	Casares, Rick	12	0	0	72
1998	Jaeger, Jeff	0	27	21	90	1958	Galimore, Willie	12	0	0	72
1997	Jaeger, Jeff	0	20	21	83	1957	Blanda, George	1	23	14	71
1996	Jaeger, Jeff	0	23	19	80	1956	Casares, Rick	14	0	0	84
1995	Butler, Kevin	0	45	23	114	1955	Blanda, George	2	37	11	82
1994	Butler, Kevin	0	24	21	87	1954	Hill, Harlon	12	0	0	72
1993	Butler, Kevin	0	21	27	102	1953	Blanda, George	0	27	7	48
1992	Butler, Kevin	0	34	19	91	1952	Blanda, George	1	30	6	54
1991	Butler, Kevin	0	32	19	89	1951	Lujack, Johnny	7	10	0	52
1990	Butler, Kevin	0	36	26	114	1950	Lujack, Johnny	11	34	3	109
1989	Anderson, Neal	15	0	0	90	1949	Lujack, Johnny	2	42	1	57
1988	Butler, Kevin	0	37	15	82	1948	Lujack, Johnny	1	44	0	50
1987	Butler, Kevin	0	28	19	85	1947	Kavanaugh, Ken	13	0	0	78
1986	Butler, Kevin	0	36	28	120	1946	Gallarneau, Hugh	8	0	0	48
1985*	Butler, Kevin	0	51	31	144	1945	Kavanaugh, Ken	6	0	0	36
1984	Thomas, Bob	0	35	22	101	1944	McLean, Ray	7	0	0	42
1983	Thomas, Bob	0	35	14	77	1943	Clark, Harry	10	0	0	60
1982	Moorehead, Emery	5	0	0	30	1942	McLean, Ray	9	0	0	54
1981	Roveto, John	0	19	10	49	1941	McAfee, George	12	0	0	72
1980	Thomas, Bob	0	35	13	74	1940	McLean, Ray	4	1	0	25
1979	Payton, Walter	16	0	0	96	1939	Manders, Jack	4	17	3	50
1978	Thomas, Bob	0	26	17	77	1938	Manders, Jack	3	10	3	37
1977	Payton, Walter	16	0	0	96	1937*	Manders, Jack	5	15	8	69
1976	Payton, Walter	13	0	0	78	1936	Manders, Jack	4	17	7	62
1975	Thomas, Bob	0	18	13	57	1935	Karr, William	6	0	0	36
1974	Roder, Mirro	0	18	13	57	1934*	Manders, Jack	3	31	10	79
1973	Roder, Mirro	0	11	8	35	1933	Manders, Jack	0	15	6	33
1972	Percival, Mac	0	26	12	62						

*Led NFL

CLIMBING THE CHARTS

In 2011, Bears K **Robbie Gould** eclipsed 100 points for a team-record sixth consecutive season and in the process became the second leading scorer in team history, trailing only Kevin Butler. Gould now has 806 career points, passing Walter Payton's 750 while trailing Butler's 1,116.

The last non-kicker to lead the team in scoring was Marcus Robinson in 1999 who had nine TD receptions for 54 points, outdistancing K Chris Boniol who had 50 points (17 extra points, 11 field goals) and was the team's third of four placekickers that season.

ANNUAL RUSHING LEADERS

Year	Player	Yards	Att	TD	Year	Player	Yards	Att	TD
2011	Forté, Matt	997	203	3	1971	Shy, Don	420	116	2
2010	Forté, Matt	1,069	237	6	1970	Montgomery, Ross	229	62	0
2009	Forté, Matt	929	258	4	1969*	Sayers, Gale	1,032	236	8
2008	Forté, Matt	1,238	316	8	1968	Sayers, Gale	856	138	2
2007	Benson, Cedric	674	196	4	1967	Sayers, Gale	880	186	7
2006	Jones, Thomas	1,210	296	6	1966*	Sayers, Gale	1,231	229	8
2005	Jones, Thomas	1,335	314	9	1965	Sayers, Gale	867	166	14
2004	Jones, Thomas	948	240	7	1964	Arnett, Jon	400	119	1
2003	Thomas, Anthony	1,024	244	6	1963	Marconi, Joe	446	118	2
2002	Thomas, Anthony	721	214	6	1962	Marconi, Joe	406	89	5
2001	Thomas, Anthony	1,183	278	7	1961	Galimore, Willie	707	153	4
2000	Allen, James	1,120	290	2	1960	Casares, Rick	566	160	5
1999	Enis, Curtis	916	287	3	1959	Casares, Rick	699	177	10
1998	Bennett, Edgar	611	173	2	1958	Casares, Rick	651	176	2
1997	Harris, Raymont	1,033	275	10	1957	Casares, Rick	700	204	6
1996	Harris, Raymont	748	194	4	1956*	Casares, Rick	1,126	234	12
1995	Salaam, Rashaan	1,074	296	10	1955	Casares, Rick	672	125	4
1994	Tillman, Lewis	899	275	7	1954	Jagade, Chick	498	157	3
1993	Anderson, Neal	646	202	4	1953	Morrison, Fred	307	95	2
1992	Anderson, Neal	582	156	5	1952	Morrison, Fred	367	95	3
1991	Anderson, Neal	747	210	6	1951	Dottley, John	670	127	3
1990	Anderson, Neal	1,078	260	10	1950	Gulyanics, George	571	146	2
1989	Anderson, Neal	1,275	274	11	1949	Gulyanics, George	452	102	5
1988	Anderson, Neal	1,106	249	12	1948	Gulyanics, George	439	119	4
1987	Anderson, Neal	586	129	3	1947	Osmanski, Joe	328	64	1
1986	Payton, Walter	1,333	321	8	1946	Gallarneau, Hugh	476	112	6
1985	Payton, Walter	1,551	324	9	1945	Margarita, Bob	497	112	3
1984	Payton, Walter	1,684	381	11	1944	Margarita, Bob	463	88	4
1983	Payton, Walter	1,421	314	6	1943	Clark, Harry	556	120	3
1982	Payton, Walter	596	148	1	1942	Famiglietti, Gary	503	118	8
1981	Payton, Walter	1,222	339	6	1941	McAfee, George	474	65	6
1980	Payton, Walter	1,460	317	6	1940	Nolting, Ray	373	78	1
1979	Payton, Walter	1,610	369	14	1939*	Osmanski, Bill	699	121	7
1978	Payton, Walter	1,395	333	11	1938	Nolting, Ray	297	63	2
1977*	Payton, Walter	1,852	339	14		Francis, Sam	297	85	3
1976	Payton, Walter	1,390	311	13	1937	Nolting, Ray	424	106	2
1975	Payton, Walter	679	196	7	1936	Nagurski, Bronko	529	122	3
1974	Grandberry, Ken	475	144	2	1935	Ronzani, Gene	356	79	2
1973	Garrett, Carl	655	175	5	1934*	Feathers, Beattie	1,004	119	8
1972	Douglass, Bobby	968	141	8	1933	Nagurski, Bronko	533	128	1

*Led NFL

FORTE RECORDS NFL FIRST

During the 2011 regular season, running back **Matt Forté** became the only player in NFL history with 900 rushing yards and 400 receiving yards in each of his first four seasons and one of just six to accomplish the feat four times in their career, joining Tiki Barber (six times), Marshall Faulk (eight), Thurman Thomas (four), LaDainian Tomlinson (six) and Ricky Watters (five).



ANNUAL PASSING LEADERS

Year	Player	Att	Cmp	Yards	TD	Int	Rating
2011	Cutler, Jay	314	182	2,319	13	7	85.7
2010	Cutler, Jay	432	261	3,274	23	16	86.3
2009	Cutler, Jay	555	336	3,666	27	26	76.8
2008	Orton, Kyle	465	272	2,972	18	12	79.6
2007	Griese, Brian	262	161	1,803	10	12	75.6
2006	Grossman, Rex	480	262	3,193	23	20	73.9
2005	Orton, Kyle	368	190	1,869	9	13	59.7
2004	Hutchinson, Chad	161	92	903	4	3	73.6
2003	Stewart, Kordell	251	126	1,418	7	12	56.8
2002	Miller, Jim	314	180	1,944	13	9	77.5
2001	Miller, Jim	395	228	2,299	13	10	74.9
2000	McNown, Cade	280	154	1,646	8	9	68.5
1999	Matthews, Shane	275	167	1,645	10	6	80.6
1998	Kramer, Erik	250	151	1,823	9	7	83.1
1997	Kramer, Erik	477	275	3,011	14	14	74.0
1996	Krieg, Dave	377	226	2,278	14	12	76.3
1995	Kramer, Erik	522	315	3,838	29	10	93.5
1994	Walsh, Steve	343	208	2,078	10	8	77.9
1993	Harbaugh, Jim	325	200	2,002	7	11	72.1
1992	Harbaugh, Jim	358	202	2,486	13	12	76.2
1991	Harbaugh, Jim	478	275	3,121	15	16	73.7
1990	Harbaugh, Jim	312	180	2,178	10	6	81.9
1989	Tomczak, Mike	306	156	2,058	16	16	68.2
1988	McMahon, Jim	192	114	1,346	6	7	76.0
1987	McMahon, Jim	210	125	1,639	12	8	87.4
1986	McMahon, Jim	150	77	995	5	8	61.4
1985	McMahon, Jim	313	178	2,392	18	11	82.8
1984	McMahon, Jim	143	85	1,146	8	2	97.8
1983	McMahon, Jim	295	175	2,184	12	13	77.7
1982	McMahon, Jim	210	120	1,501	9	7	80.1
1981	Evans, Vince	436	195	2,354	11	20	51.0
1980	Evans, Vince	278	148	2,039	11	16	66.1
1979	Phipps, Mike	255	134	1,535	9	8	69.7
1978	Avellini, Bob	264	141	1,718	5	16	54.6
1977	Avellini, Bob	293	154	2,004	11	18	61.7
1976	Avellini, Bob	271	118	1,580	8	15	49.7
1975	Huff, Gary	205	114	1,083	3	9	57.1
1974	Huff, Gary	283	142	1,663	6	17	50.4
1973	Douglass, Bobby	174	81	1,057	5	7	59.2
1972	Douglass, Bobby	198	75	1,246	9	12	49.5
1971	Douglass, Bobby	225	91	1,164	7	15	38.7
1970	Concannon, Jack	385	194	2,130	16	18	61.6
1969	Concannon, Jack	160	87	1,783	4	8	31.3
1968	Concannon, Jack	143	71	715	5	9	49.8
1967	Concannon, Jack	186	92	1,260	6	14	51.0
1966	Bukich, Rudy	309	147	1,858	10	21	49.1
1965*	Bukich, Rudy	312	176	2,641	20	9	93.6
1964	Bukich, Rudy	160	99	1,099	12	7	89.0
1963	Wade, Bill	356	192	2,301	15	12	73.8
1962	Wade, Bill	412	225	3,172	18	24	70.2

ANNUAL LEADERS

Year	Player	Att	Cmp	Yards	TD	Int	Rating
1961	Wade, Bill	250	139	2,258	22	13	93.7
1960	Brown, Ed	149	59	1,079	7	11	50.1
1959	Brown, Ed	247	125	1,881	13	10	77.0
1958	Brown, Ed	218	102	1,418	10	17	51.0
1957	Brown, Ed	185	84	1,321	6	16	44.5
1956*	Brown, Ed	168	96	1,667	11	12	83.1
1955	Brown, Ed	164	85	1,307	9	10	71.4
1954	Bratkowski, Zeke	130	67	1,087	8	17	60.9
1953	Blanda, George	362	169	2,164	14	24	51.3
1952	Romanik, Steve	126	49	772	4	11	34.5
1951	Lujack, Johnny	176	85	1,295	3	8	59.9
1950	Lujack, Johnny	254	121	1,731	4	21	40.9
1949	Lujack, Johnny	312	162	2,658	23	22	75.9
1948	Luckman, Sid	163	89	1,047	13	14	65.2
1947	Luckman, Sid	323	176	2,712	24	31	67.6
1946*	Luckman, Sid	229	110	1,826	17	16	70.8
1945†	Luckman, Sid	217	117	1,725	14	10	82.6
1944	Luckman, Sid	143	71	1,018	11	11	66.8
1943*	Luckman, Sid	202	110	2,194	28	12	107.8
1942	Luckman, Sid	105	57	1,023	10	13	80.0
1941*	Luckman, Sid	119	68	1,181	9	6	95.5
1940	Luckman, Sid	105	48	941	4	9	60.7
1939	Masterson, Bernie	113	44	914	5	9	49.6
1938	Masterson, Bernie	112	46	848	7	9	55.6
1937	Masterson, Bernie	72	26	615	6	7	55.8
1936	Molesworth, Keith	31	15	188	4	4	67.7
1935	Masterson, Bernie	44	18	456	5	4	79.4
1934	Ronzani, Gene	32	15	150	3	0	91.9
1933	Molesworth, Keith	50	19	433	3	4	56.5

*Led NFL; †Tied for NFL lead.

HIGHEST QUARTERBACK RATINGS

		Season	Att	Cmp	Yards	Pct	Y/Att	TD	TD%	Int	Int%	Rate
1.	Sid Luckman	1943	202	110	2,194	54.5	10.86	28	13.9	12	5.9	107.8
2.	Jim McMahon	1984	143	85	1,146	59.4	8.01	8	5.6	2	1.4	97.8
3.	Sid Luckman	1941	119	68	1,181	57.1	9.92	9	7.6	6	5.0	95.5
4.	Bill Wade	1961	250	139	2,258	55.6	9.03	22	8.8	13	5.2	93.7
5.	Rudy Bukich	1965	312	176	2,641	56.4	8.46	20	6.4	9	2.9	93.6
6.	Erik Kramer	1995	522	315	3,838	60.3	7.35	29	5.6	10	1.9	93.5
7.	Rudy Bukich	1964	160	99	1,099	61.9	6.87	12	7.5	7	4.4	89.0
8.	Jim McMahon	1987	210	125	1,639	59.5	7.80	12	5.7	8	3.8	87.4
9.	Jay Cutler	2010	432	261	3,274	60.4	7.58	23	5.3	16	3.7	86.3
10.	Jay Cutler	2011	314	182	2,319	58.0	7.39	13	4.1	7	2.2	85.7
11.	Jim Miller	1999	174	110	1,242	63.2	7.14	7	4.0	6	3.4	83.5
12.	Erik Kramer	1998	250	151	1,823	60.4	7.29	9	3.6	7	2.8	83.1
13.	Ed Brown	1956	168	96	1,667	57.1	9.92	11	6.5	12	7.1	83.1
14.	Jim McMahon	1985	313	178	2,392	58.1	7.64	15	4.8	11	3.5	82.8
15.	Sid Luckman	1945	217	117	1,725	53.9	7.95	14	6.5	10	4.6	82.6

For QB rating formula, see page 277.



ANNUAL RECEIVING LEADERS

— RECEPTIONS —

Year	Player	No	Yards	TD
2011	Forté, Matt	52	490	1
2010	Forté, Matt	51	547	3
	Knox, Johnny	51	960	5
2009	Olsen, Greg	60	612	8
2008	Forté, Matt	63	477	4
2007	Berrian, Bernard	71	951	5
2006	Muhammad, Muhsin	60	863	5
2005	Muhammad, Muhsin	64	750	4
2004	Jones, Thomas	56	427	0
2003	Booker, Marty	52	715	4
2002	Booker, Marty	97	1,189	6
2001	Booker, Marty	100	1,071	8
2000	Robinson, Marcus	55	738	5
	Kennison, Eddie	55	549	2
1999	Engram, Bobby	88	947	4
1998	Engram, Bobby	64	987	5
1997	Proehl, Ricky	58	753	7
1996	Conway, Curtis	81	1,049	7
1995	Graham, Jeff	82	1,301	4
1994	Graham, Jeff	68	944	4
1993	Waddle, Tom	44	552	1
1992	Davis, Wendell	54	734	2
1991	Davis, Wendell	61	945	6
1990	Muster, Brad	47	452	0
1989	Anderson, Neal	50	434	4
1988	McKinnon, Dennis	45	704	3
1987	Anderson, Neal	47	467	3
1986	Gault, Willie	42	818	5
1985	Payton, Walter	49	483	2
1984	Payton, Walter	45	368	0
1983	Payton, Walter	53	607	2
1982	Suhey, Matt	36	333	0
1981	Payton, Walter	41	379	2
1980	Payton, Walter	46	367	1
1979	Williams, Dave	42	354	5
1978	Payton, Walter	50	480	0
1977	Scott, James	50	809	3
1976	Harper, Roland	29	291	1
1975	Rather, Bo	39	685	2
1974	Wade, Charlie	39	683	1
1973	Garrett, Carl	23	292	0

Year	Player	No	Yards	TD
1972	Thomas, Earl	20	365	3
1971	Farmer, George	46	737	5
1970*	Gordon, Dick	71	1,026	13
1969	Wallace, Bob	47	553	5
1968	Gordon, Dick	29	477	4
1967	Gordon, Dick	31	534	5
1966	Sayers, Gale	34	447	2
1965	Morris, Johnny	53	846	4
1964*	Morris, Johnny	93	1,200	10
1963	Ditka, Mike	59	794	8
1962	Ditka, Mike	58	904	5
	Morris, Johnny	58	889	5
1961	Ditka, Mike	56	1,076	12
1960	Dewveall, Willard	43	804	5
1959	Dooley, Jim	41	580	3
1958	McColl, Bill	35	517	8
1957	Dooley, Jim	37	530	1
1956	Hill, Harlon	47	1,128	11
1955	Hill, Harlon	42	789	9
1954	Hill, Harlon	45	1,124	12
1953	Dooley, Jim	53	841	4
1952	Schroeder, Gene	39	660	6
1951	Hoffman, John	28	394	2
1950	Keane, Jim	36	433	0
1949	Keane, Jim	47	696	6
1948	Keane, Jim	30	414	3
1947*	Keane, Jim	64	910	10
1946	Kavanaugh, Ken	18	337	5
1945	Wilson, George	28	259	3
1944	Wilson, George	24	265	4
1943	Clark, Harry	23	535	7
1942	McLean, Ray	19	571	8
1941	Plasman, Dick	14	283	0
1940	Kavanaugh, Ken	12	276	3
1939	Plasman, Dick	19	403	3
1938	Karr, Bill	14	253	4
1937	McDonald, Lester	11	179	4
1936	Hewitt, Bill	15	358	6
1935	Johnsos, Luke	19	298	4
1934	Hewitt, Bill	10	151	5
1933	Hewitt, Bill	16	273	2
1932	Johnsos, Luke	24	321	2

*Led NFL

700 CLUB

The Bears became the first member of the NFL's 700-win club with a 23-10 win over the Jacksonville Jaguars on Dec. 7, 2008. The Bears currently have a combined regular season and playoff record of 729-538-42 (.573). Green Bay joined the Bears in 2011, winning their 700th game during a 15-1 season. The Packers rank second on the list with a record of 708-542-36, followed by the New York Giants who are 665-555-33.

ANNUAL RECEIVING LEADERS

— YARDS —					Year	Player	Yards	No	TD
Year	Player	Yards	No	TD					
2011	Knox, Johnny	727	37	2	1971	Farmer, George	737	46	5
2010	Knox, Johnny	960	51	5	1970	Gordon, Dick	1,026	71	13
2009	Hester, Devin	757	57	3	1969	Wallace, Bob	553	47	5
2008	Hester, Devin	665	51	3	1968	Gordon, Dick	477	29	4
2007	Berrian, Bernard	951	71	5	1967	Gordon, Dick	534	31	5
2006	Muhammad, Muhsin	863	60	5	1966	Jones, Jimmie	504	28	5
2005	Muhammad, Muhsin	750	64	4	1965	Morris, Johnny	846	53	4
2004	Terrell, David	699	42	1	1964*	Morris, Johnny	1,200	93	10
2003	Booker, Marty	715	52	4	1963	Titka, Mike	794	59	8
2002	Booker, Marty	1,189	97	7	1962	Titka, Mike	904	58	5
2001	Booker, Marty	1,071	100	8	1961	Titka, Mike	1,076	56	12
2000	Robinson, Marcus	738	55	5	1960	Dewveall, Willard	804	43	5
1999	Robinson, Marcus	1,400	84	9	1959	Dooley, Jim	580	41	3
1998	Engram, Bobby	987	64	5	1958	McColl, Bill	517	35	8
1997	Proehl, Ricky	753	58	7	1957	Dooley, Jim	530	37	1
1996	Conway, Curtis	1,049	81	7	1956	Hill, Harlon	1,128	47	11
1995	Graham, Jeff	1,301	82	4	1955	Hill, Harlon	789	42	9
1994	Graham, Jeff	944	68	4	1954	Hill, Harlon	1,124	45	12
1993	Waddle, Tom	552	44	1	1953	Dooley, Jim	841	53	4
1992	Davis, Wendell	734	54	2	1952	Schroeder, Gene	660	39	6
1991	Davis, Wendell	945	61	6	1951	Schroeder, Gene	461	24	3
1990	Davis, Wendell	572	39	3	1950	Keane, Jim	433	36	0
1989	Morris, Ron	486	30	1	1949	Keane, Jim	696	47	6
1988	McKinnon, Dennis	704	45	3	1948	Keane, Jim	414	30	3
1987	Gault, Willie	705	35	7	1947	Keane, Jim	910	64	10
1986	Gault, Willie	818	42	5	1946	McLean, Ray	348	17	2
1985	Gault, Willie	704	33	1	1945	Kavanaugh, Ken	539	35	6
1984	Gault, Willie	587	34	6	1944	McLean, Ray	414	19	5
1983	Gault, Willie	836	40	8	1943	Clark, Harry	535	23	7
1982	Moorehead, Emery	363	30	5	1942	McLean, Ray	571	19	8
1981	Margerum, Ken	584	39	1	1941	Kavanaugh, Ken	314	11	6
1980	Scott, James	696	36	3	1940	Kavanaugh, Ken	276	12	3
1979	Baschnagel, Brian	452	30	2	1939	Plasman, Dick	403	19	3
1978	Scott, James	759	42	5	1938	Karr, Bill	253	14	4
1977	Scott, James	809	50	3	1937	Manske, Eggs	225	9	3
1976	Scott, James	512	26	6	1936	Hewitt, Bill	358	15	6
1975	Rather, Bo	685	39	2	1935	Johnsos, Luke	298	19	4
1974	Wade, Charles	683	39	1	1934	Hewitt, Bill	151	10	5
1973	Thomas, Earl	343	24	4	1933	Hewitt, Bill	273	16	2
1972	Farmer, George	380	14	2	1932	Johnsos, Luke	321	24	2

*Led NFL

RECEIVING LEADER

WR **Johnny Knox** averaged 19.6 yards per reception in 2011, hauling in 37 receptions for 727 yards. His 19.6 yards per catch average was the second highest in the NFL, 10th highest in Bears single-season franchise history and highest by a Bears player since Willie Gault's 20.1 yards per catch average in 1987. Since joining the NFL in 2009, Knox's 16.6 yards per catch ranks seventh in the NFL.



ANNUAL PUNT RETURN LEADERS

Year	Player	No	Yds	Avg	Year	Player	No	Yds	Avg
2011*	Hester, Devin	28	454	16.2	1975	Livers, Virgil	42	456	10.9
2010*	Hester, Devin	33	564	17.1	1974	Hill, Ike	33	183	5.5
2009	Hester, Devin	24	187	7.8	1973	Hill, Ike	36	204	5.7
2008	Hester, Devin	32	198	6.2	1972	Smith, Ron	26	163	6.3
2007	Hester, Devin	42	651	15.5	1971	Smith, Ron	26	194	7.5
2006*	Hester, Devin	47	600	12.8	1970	Cole, Linzy	14	83	5.9
2005	Wade, Bobby	33	317	9.6	1969	Lyle, Garry	12	78	6.5
2004	McQuarters, R.W.	44	435	9.9	1968	Turner, Cecil	9	19	2.1
2003	McQuarters, R.W.	37	452	12.2	1967	Gordon, Dick	12	82	6.8
2002	Johnson, Leon	28	288	10.3	1966	Arnett, Jon	15	58	3.9
2001	Johnson, Leon	28	255	9.1	1965	Sayers, Gale	16	238	14.9
2000	Milburn, Glyn	35	300	8.6	1964	Arnett, Jon	19	188	9.9
1999	Milburn, Glyn	30	346	11.5	1963	Morris, Johnny	16	164	10.3
1998	Milburn, Glyn	25	291	11.6	1962	Morris, Johnny	20	208	10.4
1997	Hughes, Tyrone	36	258	7.2	1961	Morris, Johnny	23	155	6.7
1996	Engram, Bobby	31	282	9.1	1960	Morris, Johnny	13	75	5.8
1995	Graham, Jeff	23	183	8.0	1959*	Morris, Johnny	14	171	12.2
1994	Graham, Jeff	15	140	9.3	1958	Morris, Johnny	14	96	6.9
1993	Obee, Terry	35	289	8.3	1957	Drzewiecki, Ron	22	64	2.9
1992	Woolford, Donnell	12	127	10.6	1956	Jeter, Perry	6	66	11.0
1991	Bailey, Johnny	36	281	7.8		Smith, Ray	6	66	11.0
1990	Bailey, Johnny	36	399	11.1	1955	Drzewiecki, Ron	20	100	5.0
1989	Green, Mark	16	141	8.8	1954	Stone, Billy	14	40	2.9
1988	McKinnon, Dennis	34	277	8.1	1953	Macon, Ed	17	68	4.0
1987	McKinnon, Dennis	40	405	10.1	1952	White, Wilford	23	117	5.1
1986	Barnes, Lew	57	482	8.5	1951	White, Wilford	14	131	9.4
1985	Taylor, Ken	25	198	7.9	1950	McAfee, George	33	284	8.6
1984	Fisher, Jeff	58	492	8.5	1949	McAfee, George	24	279	11.6
1983	McKinnon, Dennis	34	316	9.3	1948*	McAfee, George	30	417	13.9
1982	Fisher, Jeff	9	65	7.2	1947	McAfee, George	18	261	14.5
1981	Fisher, Jeff	43	509	11.8	1946	Gallarneau, Hugh	10	99	9.9
1980	Walterscheid, Lenny	33	239	7.2	1945	Margarita, Bob	7	66	9.4
1979	Schubert, Steve	25	238	9.5	1944	Grygo, Al	11	100	9.1
1978	Schubert, Steve	27	229	8.5	1943	Clark, Harry	10	158	15.8
1977	Schubert, Steve	31	291	9.4	1942	Gallarneau, Hugh	9	101	11.2
1976	Livers, Virgil	28	205	7.3	1941	McAfee, George	5	158	31.6

*Led NFL

RETURN TO SENDER

Devin Hester extended his NFL kick return touchdown record during the 2011 season, registering three return TDs (two punt and one kickoff). He entered the season tied with Eric Metcalf for the all-time lead in punt return TDs and established a new mark with a 69-yard punt return TD against Carolina (10/2) and extended that mark with an 82-yard TD punt return against Detroit (11/13).

Player	Punt Return TD	KO Return TD	Total Return TD
1. Devin Hester	12	5	17
2. Brian Mitchell	9	4	13
3. Dante Hall	6	6	12
Eric Metcalf	10	2	12

ANNUAL KICKOFF RETURN LEADERS

Year	Player	No	Yds	Avg
2011	Hester, Devin	33	723	21.9
2010	Manning, Danieal	33	816	24.7
2009	Knox, Johnny	32	927	29.0
2008*	Manning, Danieal	36	1,070	29.7
2007	Hester, Devin	43	934	21.7
2006	Davis, Rashied	32	753	23.5
2005	Azumah, Jerry	32	705	22.0
2004	Azumah, Jerry	42	924	22.0
2003*	Azumah, Jerry	41	1,191	29.0
2002	Merritt, Ahmad	45	1,029	22.9
2001	Denson, Autry	23	534	23.2
2000	Milburn, Glyn	63	1,468	23.3
1999	Milburn, Glyn	61	1,426	23.4
1998	Milburn, Glyn	62	1,550	25.0
1997	Hughes, Tyrone	43	1,008	23.4
1996	Jackson, Jack	27	619	22.9
1995	Lewis, Nate	42	904	21.5
1994	Lewis, Nate	35	874	25.0
1993	Conway, Curtis	21	450	21.4
1992	Lewis, Darren	23	511	22.2
1991	Bailey, Johnny	16	311	19.4
1990	Bailey, Johnny	23	363	15.8
1989	Gentry, Dennis	28	667	23.8
1988	Gentry, Dennis	27	578	21.4
1987	Gentry, Dennis	25	621	24.8
1986*	Gentry, Dennis	20	576	28.8
1985	Gault, Willie	22	577	26.2
1984	Cameron, Jack	26	485	18.7
1983	Gault, Willie	13	276	21.2
1982	Watts, Rickey	14	330	23.6
1981	Williams, Dave	23	486	21.1
1980	Williams, Dave	27	666	24.7
1979	Walterscheid, Lenny	19	427	22.5
1978	Baschnagel, Brian	20	455	22.8
1977	Baschnagel, Brian	23	557	24.2
1976	Baschnagel, Brian	29	754	26.0

Year	Player	No	Yds	Avg
1975*	Payton, Walter	14	444	31.7
1974	Grandberry, Ken	22	568	25.8
1973*	Garrett, Carl	16	486	30.4
1972*	Smith, Ron	30	924	30.8
1971	Smith, Ron	26	671	25.8
1970	Turner, Cecil	23	752	32.7
1969	Sayers, Gale	14	339	24.2
1968	Turner, Cecil	20	363	18.2
1967	Sayers, Gale	16	603	37.7
1966*	Sayers, Gale	23	718	31.2
1965	Sayers, Gale	21	660	31.4
1964	Martin, Billy	24	534	22.3
1963	Bull, Ronnie	7	105	15.0
1962	Martin, Billy	25	515	20.6
1961	Bivins, Charles	25	669	26.7
1960	Galimore, Willie	12	292	24.3
1959	Morris, Johnny	17	438	25.8
1958	Morris, Johnny	16	399	24.9
1957	Drzewiecki, Ron	13	315	24.2
1956	Bingham, Don	17	444	26.1
1955	Drzewiecki, Ron	25	591	23.6
1954	Jagade, Chick	11	195	17.7
1953	Macon, Ed	13	373	28.7
1952	Macon, Ed	9	299	33.2
1951	Morrison, Fred	13	353	27.2
1950	Hunsinger, Chuck	23	343	14.9
1949	Dreyer, Fred	13	338	26.0
1948	Minini, Frank	12	370	30.8
1947	Minini, Frank	11	261	23.7
1946	Osmanski, Bill	8	203	25.4
1945	Margarita, Bob	10	155	15.5
1944	Margarita, Bob	12	279	23.3
1943	Clark, Harry	13	326	25.1
1942	Gallarneau, Hugh	6	151	25.2
1941	McAfee, George	7	223	31.9

*Led NFL

ALL-TIME BEARS GENERAL MANAGERS

Phil Emery was named Bears general manager on Jan. 28, 2012. He is just the fifth person to hold the GM position since the franchise was founded in 1920.

The following is a list of all-time Bears general managers:

George S. Halas, Jr.	1963-74
Jim Finks	1974-83
Jerome Vainisi	1983-87
Jerry Angelo	2001-11
Phil Emery	2012-Present



ANNUAL INTERCEPTION LEADERS

Year	Player	No	Yards	Year	Player	No	Yards
2011	Moore, D.J.	4	31	1974	Clemons, Craig	4	84
2010	Tillman, Charles	5	127	1973	Lyle, Garry	5	62
	Harris, Chris	5	69	1972	Ford, Charlie	7	104
2009	Bowman, Zackary	6	67	1971	Ford, Charlie	5	46
2008	Payne, Kevin	4	147	1970	Buffone, Doug	4	33
2007	Urlacher, Brian	5	101	1969	Taylor, Joe	3	37
2006	Manning, Jr., Ricky	5	113		Daniels, Dick	3	37
	Tillman, Charles	5	32		Youngblood, George	3	22
2005	Vasher, Nathan	8	145	1968	McRae, Bennie	4	41
2004	Vasher, Nathan	5	177	1967	McRae, Bennie	5	94
2003	Azumah, Jerry	4	44		Petitbon, Richie	5	93
	Tillman, Charles	4	27		Taylor, Roosevelt	5	19
2002	Brown, Mike	3	16	1966	Petitbon, Richie	4	34
2001	Brown, Mike	5	81	1965	Butkus, Dick	5	84
2000	Parrish, Tony	3	81	1964	Caroline, JC	2	84
1999	Hudson, Chris	3	28		Whitsell, Dave	2	57
1998	Harris, Walt	4	41		Taylor, Roosevelt	2	45
1997	Harris, Walt	5	30		McRae, Bennie	2	44
1996	Woolford, Donnell	6	37		George, Bill	2	28
1995	Woolford, Donnell	4	21	1963*	Taylor, Roosevelt	9	172
1994	Woolford, Donnell	5	30	1962	Petitbon, Richie	6	212
1993	Carrier, Mark	4	94	1961	Whitsell, Dave	6	123
	Jones, Dante	4	52	1960	Caroline, JC	3	31
1992	Woolford, Donnell	7	67	1959	Barnes, Erich	5	67
1991	Stinson, Lemuel	4	69	1958	Sumner, Charles	6	67
1990*	Carrier, Mark	10	39	1957	Johnson, Jack	4	36
1989	Stinson, Lemuel	4	59	1956	Caroline, JC	6	182
1988	Jackson, Vestee	8	94	1955	Sumner, Charles	7	162
1987	Duerson, Dave	3	0	1954	Whitman, SJ	5	117
1986	Richardson, Mike	7	69	1953	Kindt, Don	6	172
1985	Frazier, Leslie	6	119	1952	Dooley, Jim	5	30
1984	Fencik, Gary	5	102	1951	Schroeder, Gene	5	62
1983	Frazier, Leslie	7	135	1950	Davis, Harper	5	59
1982	Schmidt, Terry	4	39	1949	McAfee, George	6	76
1981	Fencik, Gary	6	121	1948	Lujack, Johnny	8	131
1980	Walterscheid, Lenny	4	84	1947	Mullins, Noah	6	113
1979	Schmidt, Terry	6	44	1946	Farris, Tom	4	43
	Fencik, Gary	6	31	1945	Margarita, Bob	6	79
1978	Fencik, Gary	4	77	1944	Grygo, Al	4	79
1977	Ellis, Allan	6	23	1943	Clark, Harry	5	32
1976	Brupbacher, Ross	7	49	1942*	Turner, Clyde	8	96
1975	Clemons, Craig	2	109	1941	McAfee, George	6	78
	Plank, Doug	2	50	1940	Clark, Harry	4	62
	Livers, Virgil	2	40		Famiglietti, Gary	4	18
	Ellis, Allan	2	4		McAfee, George	4	50

*Led NFL

ANNUAL PUNTING LEADERS

Year	Player	No	Avg	Year	Player	No	Avg
2011	Podlesh, Adam	89	43.9	1974	Parsons, Bob	90	37.8
2010	Maynard, Brad	83	40.1	1973	Green, Bobby Joe	82	40.5
2009	Maynard, Brad	77	41.4	1972	Green, Bobby Joe	67	41.2
2008	Maynard, Brad	96	41.2	1971	Green, Bobby Joe	77	40.1
2007	Maynard, Brad	88	41.8	1970	Green, Bobby Joe	83	40.9
2006	Maynard, Brad	77	44.2	1969	Green, Bobby Joe	76	39.0
2005	Maynard, Brad	96	41.0	1968	Green, Bobby Joe	27	42.3
2004	Maynard, Brad	108	42.9	1967	Green, Bobby Joe	79	42.9
2003	Maynard, Brad	79	41.2	1966	Green, Bobby Joe	80	41.9
2002	Maynard, Brad	87	42.3	1965	Green, Bobby Joe	58	42.7
2001	Maynard, Brad	87	42.6	1964	Green, Bobby Joe	71	44.5
2000	Aguiar, Louie	52	38.8	1963	Green, Bobby Joe	64	46.5
1999	Sauerbrun, Todd	85	40.9	1962	Green, Bobby Joe	69	43.7
1998	Horan, Mike	64	41.3	1961	Brown, Ed	59	42.2
1997	Sauerbrun, Todd	95	43.5	1960	Brown, Ed	56	39.8
1996	Sauerbrun, Todd	78	44.8	1959	Brown, Ed	64	41.2
1995	Sauerbrun, Todd	55	37.8	1958	Brown, Ed	27	42.2
1994	Gardocki, Chris	76	37.8	1957	Brown, Ed	34	40.1
1993	Gardocki, Chris	80	38.5	1956	Brown, Ed	42	39.1
1992	Gardocki, Chris	79	42.9	1955	Brown, Ed	44	40.1
1991	Buford, Maury	69	40.8	1954	Bratkowski, Zeke	39	41.0
1990	Buford, Maury	76	40.4	1953	Morrison, Fred	65	42.6
1989	Buford, Maury	72	39.5	1952	Morrison, Fred	64	42.3
1988	Wagner, Bryan	79	41.5	1951	Morrison, Fred	57	39.0
1987	Wagner, Bryan	36	40.6	1950*	Morrison, Fred	57	43.3
1986	Buford, Maury	69	41.3	1949*	Gulyanics, George	29	47.2
1985	Buford, Maury	68	42.2	1948	Gulyanics, George	55	44.2
1984	Finzer, Dave	83	40.1	1947*	Gulyanics, George	23	44.8
1983	Parsons, Bob	79	36.9	1946	Luckman, Sid	33	37.4
1982	Parsons, Bob	58	41.3	1945	Luckman, Sid	36	37.4
1981	Parsons, Bob	114	39.7	1944	McEnulty, Doug	25	39.8
1980	Parsons, Bob	79	40.6	1943	Luckman, Sid	34	35.9
1979	Parsons, Bob	92	37.9	1942	Luckman, Sid	24	40.6
1978	Parsons, Bob	96	37.0	1941	Luckman, Sid	13	41.1
1977	Parsons, Bob	80	40.4	1940	Luckman, Sid	27	42.5
1976	Parsons, Bob	99	37.6	1939	Luckman, Sid	27	43.3
1975	Parsons, Bob	93	39.0				

*Led NFL

COLD-WEATHER GAMES

Chicago has a reputation for its brisk lakefront weather (see next page), and both Wrigley Field and Soldier Field have hosted at least a few knee-knocking games. However, the NFL Record & Fact Book lists the four coldest NFL games on record, none of which were in Chicago. The four coldest:

- * -13 degrees (-48 wind chill): 12-31-67, Lambeau Field, Green Bay; NFL Championship Game (Packers 21, Cowboys 17).
- * -9 degrees (-59 wind chill): 1-10-82, Riverfront Stadium, Cincinnati; AFC Championship Game (Bengals 27, Chargers 7).
- * -1 degree (-23 wind chill): 1-20-08, Lambeau Field; NFC Championship Game (NY Giants 23, Packers 20, ot).
- * 0 degrees (-32 wind chill): 1-15-94, Rich Stadium, Orchard Park, NY; AFC Divisional Playoff (Bills 29, LA Raiders 23).



ANNUAL SACKS LEADERS

Year	Player	No	Yards
2011	Peppers, Julius	11.0	60.0
2010	Idonije, Israel	8.0	66.5
	Peppers, Julius	8.0	54.0
2009	Ogunleye, Adewale	6.5	51.5
2008	Brown, Alex	6.0	43.0
2007	Ogunleye, Adewale	9.0	57.0
2006	Anderson, Mark	12.0	102.0
2005	Ogunleye, Adewale	10.0	55.0
2004	Brown, Alex	6.0	34.5
2003	Brown, Alex	5.5	33.5
2002	Colvin, Roosevelt	10.5	71.0
2001	Colvin, Roosevelt	10.5	64.0
2000	Urlacher, Brian	8.0	49.0
1999	Simmons, Clyde	7.0	49.0
1998	Flanigan, Jim	8.5	55.0
1997	Flanigan, Jim	6.0	51.0
	Minter, Barry	6.0	35.0
1996	Spellman, Alonzo	8.0	67.0
1995	Flanigan, Jim	11.0	75.0
1994	Armstrong, Trace	7.5	52.0
1993	Dent, Richard	13.5	90.0
1992	McMichael, Steve	10.5	66.5
1991	Dent, Richard	10.5	72.0

Year	Player	No	Yards
1990	Dent, Richard	12.0	101.0
1989	Dent, Richard	9.0	64.0
1988	McMichael, Steve	11.5	95.0
1987	Dent, Richard	12.5	94.0
1986	Dent, Richard	11.5	87.0
1985*	Dent, Richard	17.0	133.5
1984	Dent, Richard	17.5	140.5
1983	Hartenstine, Mike	12.0	91.5
1982	Hampton, Dan	7.0	57.0
1981	Page, Alan	9.0	84.0
	Hampton, Dan	9.0	77.0
1980	Hampton, Dan	11.5	108.5
1979	Osborne, Jim	10.5	79.0
1978	Page, Alan	11.5	94.0
1977	Rydalch, Ron	9.5	81.0
1976	Osborne, Jim	15.0	129.0
1975	Chambers, Wally	14.0	105.0
1974	Chambers, Wally	6.0	53.0
1973	Osborne, Jim	10.0	92.0
1972	Osborne, Jim	5.0	N/A
1971	Holman, Willie	9.0	N/A
1970	Holman, Willie	12.0	N/A

*Led NFL

WINDY CITY WEATHER

Chicago has hosted several "Bear Weather" games throughout franchise history. Fifteen of the 20 coldest games in Bears history have taken place in Chicago. The following are the 20 coldest games in team history:

Wind					Wind					Wind				
Date	Opp.	Temp	Wind	Chill	Date	Opp.	Temp	Wind	Chill	Date	Opp.	Temp	Wind	Chill
12/3/72	at MIN	-2	11	-19	12/19/04	vs. HOU	12	21	-7	1/5/86	vs. NYG	14	13	0
12/18/83	vs. GB	3	14	-15	12/17/89	vs. GB	10	12	-5	12/18/05	vs. ATL	12	8	0
12/22/08	vs. GB	2	9	-13	12/29/63	vs. NYG	11	11	-3	12/15/63	vs. DET	15	13	1
1/10/88	vs. WAS	4	12	-12	12/11/77	vs. GB	10	9	-3	12/20/81	vs. DEN	14	10	1
12/5/70	at MIN	9	25	-12	1/8/89	vs. SF	17	29	-3	12/26/93	vs. DET	13	8	2
11/28/76	at GB	6	11	-9	12/23/07	vs. GB	16	22	-2	12/11/94	at GB	15	11	2
12/10/95	at CIN	10	16	-7	12/23/90	vs. TB	11	8	-1	Italics indicates playoff game				

Here are the temperatures for a few, famed inclement weather games in the Windy City:

- * 54 degrees (Rain, fog, S wind 15 mph): Sayers 6 TD game, 12-12-65, Wrigley Field (Bears 61, 49ers 20)
- * 39 degrees (W wind 23 mph): NFC Championship Game, 1-12-86, Soldier Field (Bears 24, LA Rams 0)
- * 29 degrees (SW wind 5 mph): "Fog Bowl" Playoff Game, 12-31-88, Soldier Field (Bears 20, Eagles 12)
- * 20 degrees, (NW wind 23 mph): Regular Season Finale, (Bears must win by 30+ points for playoff berth), 12-16-79, Soldier Field (Bears 42, St. Louis Cardinals 6)
- * 14 degrees (W wind 13 mph): Divisional Playoff Game, 1-5-86, Soldier Field (Bears 21, Giants 0)
- * 11 degrees (W wind 11 mph): NFL Championship Game, 12-29-63, Wrigley Field (Bears 14, Giants 10)

ALL-TIME 100-YARD RUSHING GAMES

	11/20/77	Payton, vs. MIN.....	W.....	40-275		11/9/86	Payton, at TB.....	W.....	20-139
2.	10/2/11	Forté, vs. CAR.....	W.....	25-205		10/7/56	Casares, at GB.....	W.....	24-139
	10/30/77	Payton, at GB.....	W.....	23-205	56.	10/9/05	Jones, at CLE.....	L.....	24-137
	11/3/68	Sayers, at GB.....	W.....	24-205		11/24/77	Payton, at DET.....	W.....	20-137
5.	12/18/66	Sayers, vs. MIN.....	W.....	17-197	58.	10/9/55	Hoffman, vs. SF.....	L.....	18-135
6.	11/3/85	Payton, at GB.....	W.....	28-192	59.	11/30/03	Forsey, vs. ARI.....	W.....	27-134
	11/13/77	Payton, vs. KC.....	W.....	33-192		12/17/95	Salaam, vs. TB.....	W.....	27-134
8.	12/16/56	Casares, vs. DET.....	W.....	17-190		9/16/79	Payton, at DAL.....	L.....	22-134
9.	10/21/01	Thomas, at CIN.....	W.....	22-188		12/21/75	Payton, at NO.....	W.....	25-134
10.	9/14/80	Payton, vs. NO.....	W.....	18-183	63.	11/7/11	Forté, at PHI.....	W.....	24-133
	12/5/76	Payton, at SEA.....	W.....	27-183		10/6/80	Payton, vs. TB.....	W.....	28-133
12.	9/9/79	Payton, vs. MIN.....	W.....	23-182	65.	11/7/85	Payton, at DAL.....	W.....	22-132
13.	9/16/62	Galimore, at SF.....	W.....	22-181		10/13/85	Payton, at SF.....	W.....	24-132
14.	9/9/84	Payton, vs. DEN.....	W.....	20-179		11/4/56	Casares, at Rams.....	W.....	25-132
	11/26/81	Payton, at DAL.....	L.....	38-179		10/7/34	Feathers, at Brk.....	W.....	14-132
16.	9/14/86	Payton, vs. PHI.....	W+	33-176	69.	11/13/83	Payton, vs. PHI.....	W.....	23-131
17.	12/9/84	Payton, vs. GB.....	L.....	35-175		12/10/67	Sayers, vs. MIN.....	T.....	20-131
18.	12/16/01	Thomas, vs. TB.....	W.....	31-173	71.	12/20/80	Payton, at TB.....	W.....	29-130
19.	11/27/66	Sayers, vs. ATL.....	W.....	19-172		12/7/80	Payton, vs. GB.....	W.....	22-130
20.	10/10/10	Forté, at CAR.....	W.....	22-166	73.	12/3/44	Margarita, at Card-Pitt.....	W.....	9-129
21.	12/20/98	Allen, vs. BAL.....	W.....	22-163	74.	10/28/01	Thomas, vs. SF.....	W.....	18-127
	12/11/77	Payton, vs. GB.....	W.....	32-163		11/12/78	Payton, at MIN.....	L.....	23-127
23.	10/29/78	Payton, vs. DET.....	L.....	23-162		12/17/72	Douglass, at OAK.....	L.....	14-127
24.	9/18/83	Payton, at NO.....	L+	28-161	77.	11/2/08	Forté, vs. DET.....	W.....	22-126
25.	1/6/02	Thomas, vs. JAX.....	W.....	33-160		11/20/94	Tillman, vs. DET.....	W.....	32-126
	9/18/77	Payton, vs. DET.....	W.....	23-160		10/10/77	Payton, vs. Rams.....	W.....	24-126
27.	12/16/79	Payton, vs. STL.....	W.....	33-157		11/30/69	Sayers, vs. CLE.....	L.....	20-126
	10/16/78	Payton, at DEN.....	L.....	22-157	81.	9/2/79	Payton, vs. GB.....	W.....	36-125
29.	9/30/84	Payton, vs. DAL.....	L.....	25-155	82.	11/6/66	Sayers, vs. DET.....	T.....	21-124
	10/7/79	Payton, at BUF.....	W.....	39-155		10/21/56	Casares, vs. BAL.....	W.....	22-124
	10/28/34	Feathers, vs. GB.....	W.....	15-155		11/26/33	Nagurski, vs. Port.....	W.....	18-124
32.	10/7/84	Payton, vs. NO.....	W.....	32-154	85.	9/7/08	Forté, at IND.....	W.....	23-123
33.	10/20/57	Galimore, vs. Rams.....	W.....	24-153		10/5/03	Thomas, vs. OAK.....	W.....	22-123
34.	9/19/04	Jones, at GB.....	W.....	23-152		9/4/88	Anderson, vs. MIA.....	W.....	24-123
35.	12/18/83	Payton, vs. GB.....	W.....	30-148		11/27/80	Payton, at DET.....	W+	18-123
	9/19/76	Payton, at SF.....	W.....	28-148		10/1/78	Payton, vs. OAK.....	L+	27-123
37.	9/10/89	Anderson, vs. CIN.....	W.....	21-146	90.	11/26/00	Allen, at NYJ.....	L.....	25-122
38.	10/23/11	Forté, at TB.....	W.....	25-145		9/1/97	Harris, at GB.....	L.....	13-122
	10/17/76	Payton, at Rams.....	L.....	27-145		11/24/96	Harris, vs. DET.....	W.....	27-122
40.	11/26/78	Harper, vs. TB.....	W.....	25-144		12/24/95	Salaam, vs. PHI.....	W.....	30-122
	10/29/44	Grygo, vs. CRams.....	W.....	13-144		12/19/88	Anderson, at MIN.....	L.....	22-122
42.	10/27/68	Sayers, vs. MIN.....	W.....	18-143		10/16/77	Payton, at MIN.....	L+	24-122
43.	10/15/67	Sayers, vs. DET.....	W.....	22-142	96.	12/25/11	Bell, at GB.....	L.....	23-121
44.	12/21/03	Thomas, vs. WAS.....	W.....	32-141		10/4/09	Forté, vs. DET.....	W.....	12-121
	10/7/90	Anderson, vs. GB.....	W.....	21-141		11/19/06	Jones, at NYJ.....	W.....	23-121
	10/10/76	Payton, at MIN.....	L.....	19-141		12/2/85	Payton, at MIA.....	L.....	23-121
	10/2/39	Maniaci, at PIT.....	W.....	12-141		12/16/62	Marconi, vs. DET.....	W.....	13-121
48.	10/2/77	Payton, vs. NO.....	L.....	19-140		10/5/52	Dottley, at Chi.....	L.....	24-121
	9/30/34	Feathers, at Reds.....	W.....	20-140		9/17/50	Gulyanics, vs. Rams.....	W.....	26-121
50.	11/23/08	Forté, at STL.....	W.....	21-139	103.	11/13/05	Peterson, vs. SF.....	W.....	24-120
	10/23/05	Jones, vs. BAL.....	W.....	25-139		9/28/97	Harris, at DAL.....	L.....	29-120
	9/18/05	Jones, vs. DET.....	W.....	20-139		9/8/85	Payton, vs. TB.....	W.....	17-120
	11/27/88	Anderson, vs. GB.....	W.....	17-139		12/17/67	Sayers, at ATL.....	W.....	19-120



CHICAGO BEARS ALL-TIME 100-YARD RUSHING GAMES

107.	12/17/89	Anderson, vs. GB.....L.....	12-119	159.	10/8/06	Jones, vs. BUF.....W.....	21-110
	11/12/50	Hunsinger, vs. Yanks.....W.....	14-119		11/7/04	Thomas, at TEN.....W.....	28-110
	10/15/39	Osmanski, vs. Chi.....W.....	15-119	9/26/04	Jones, at MIN.....L.....	22-110	
110.	11/3/96	Harris, vs. TB.....W.....	19-118	9/29/03	Thomas, vs. GB.....L.....	13-110	
	10/27/85	Payton, vs. MIN.....W.....	19-118	9/16/84	Payton, at GB.....W.....	27-110	
	12/5/65	Sayers, at BAL.....W.....	16-118	11/28/76	Payton, at GB.....W.....	27-110	
113.	11/28/10	Forté, vs. PHI.....W.....	14-117	10/19/75	Adamle, at PIT.....L.....	17-110	
	9/20/87	Anderson, vs. TB.....W.....	16-117	166.	12/31/06	Benson, vs. GB.....L.....	13-109..
	11/25/84	Payton, at MIN.....W.....	23-117	12/26/04	Jones, at DET.....L.....	22-109	
	10/15/72	Douglass, at CLE.....W.....	11-117	10/22/95	Salaam, vs. HOU.....W.....	29-109	
	11/26/67	Sayers, vs. GB.....L.....	18-117	1/2/83	Payton, at TB.....L+.....	26-109	
	12/9/56	Casares, vs. Chi.....W.....	25-117	11/5/78	Payton, vs. SEA.....L.....	18-109	
	11/18/51	Dottley, vs. GB.....W.....	17-117	11/14/76	Payton, vs. GB.....W.....	18-109	
120.	10/10/11	Forté, at DET.....L.....	22-116	10/26/69	Sayers, vs. Rams.....L.....	15-109	
	11/23/87	Harris, vs. TB.....W.....	33-116	173.	12/11/11	Barber, at DEN.....L+.....	27-108
	9/24/89	Anderson, at DET.....W.....	16-116	1/2/05	Jones, vs. GB.....L.....	26-108	
	9/23/84	Payton, at SEA.....L.....	24-116	10/5/86	Payton, vs. MIN.....W.....	26-108	
	11/2/69	Sayers, at MIN.....L.....	20-116	9/29/68	Sayers, at MIN.....W.....	16-108	
	11/24/57	Casares, at DET.....W.....	28-116	11/11/56	Hoffman, vs. GB.....W.....	18-108	
	11/4/45	Margarita, vs. GB.....W.....	16-116	10/28/56	Jeter, at SF.....W.....	16-108	
127.	12/8/96	Salaam, vs. STL.....W.....	19-115	179.	11/25/01	Allen, at MIN.....W.....	27-107
	12/9/79	Payton, at GB.....W.....	25-115	11/10/85	Payton, vs. DET.....W.....	26-107	
	11/6/55	Watkins, vs. GB.....W.....	14-115	10/25/81	Payton, vs. SD.....W+.....	36-107	
	11/6/55	Casares, vs. GB.....W.....	16-115	11/9/80	Payton, vs. WAS.....W.....	17-107	
131.	10/16/60	Morris, vs. SF.....W.....	7-114	183.	9/25/05	Jones, vs. CIN.....L.....	27-106
	10/21/34	Feathers, vs. Reds.....W.....	7-114	10/27/97	Harris, at MIA.....W.....	25-106	
133.	12/26/10	Forté, vs. NYJ.....W.....	19-113	9/8/96	Green, at WAS.....L.....	20-106	
	11/12/06	Jones, at NYG.....W.....	30-113	11/20/83	Payton, at TB.....W.....	22-106	
	9/7/86	Payton, vs. CLE.....W.....	22-113	10/9/66	Sayers, vs. BAL.....W.....	18-106	
	11/4/79	Payton, vs. DET.....W.....	22-113	188.	12/25/05	Jones, at GB.....W.....	25-105
	9/17/72	Harrison, vs. ATL.....L.....	20-113	10/8/95	Salaam, vs. CAR.....W.....	28-105	
	12/12/65	Sayers, vs. SF.....W.....	9-113	12/10/95	Salaam, at CIN.....L.....	22-105	
	11/28/65	Sayers, vs. NYG.....W.....	13-113	9/25/88	Anderson, at GB.....W.....	20-105	
	11/9/58	Casares, at GB.....W.....	15-113	11/15/81	Payton, at GB.....L.....	22-105	
	11/2/58	Casares, at Rams.....L.....	23-113	11/26/78	Payton, vs. TB.....W.....	27-105	
142.	11/10/96	Harris, at DEN.....L.....	23-112	11/16/75	Payton, at SF.....L.....	23-105	
	10/21/85	Payton, vs. GB.....W.....	25-112	10/6/68	Sayers, at BAL.....L.....	15-105	
	11/20/83	Suhey, at TB.....W.....	19-112	9/15/68	Sayers, vs. WAS.....L.....	15-105	
	12/6/81	Payton, vs. MIN.....W.....	33-112	10/28/51	Dottley, at DET.....W.....	17-105	
	12/1/68	Piccolo, at NO.....W.....	21-112	11/25/45	McAfee, vs. PIT.....W.....	5-105	
	11/9/69	Sayers, vs. PIT.....W.....	28-112	199.	9/26/93	Anderson, vs. TB.....W.....	28-104
	10/14/56	Casares, vs. SF.....W.....	21-112	12/26/82	Payton, at Rams.....W.....	20-104	
	10/21/51	Dottley, vs. SF.....W.....	16-112	10/3/76	Payton, vs. WAS.....W.....	18-104	
150.	10/29/06	Jones, vs. SF.....W.....	23-111	11/18/56	Casares, vs. Rams.....W.....	27-104	
	11/2/03	Thomas, vs. SD.....W.....	31-111	203.	9/4/83	Payton, vs. ATL.....L.....	20-103
	9/22/02	Thomas, vs. NO.....L.....	27-111	10/23/72	Harrison, vs. MIN.....W.....	31-103	
	11/18/90	Anderson, at DEN.....W+.....	28-111	205.	12/23/07	Peterson, vs. GB.....W.....	30-102
	12/8/85	Payton, vs. IND.....W.....	26-111	11/10/85	Suhey, vs. DET.....W.....	16-102	
	11/4/84	Payton, vs. LARaid.....W.....	27-111	11/24/85	Payton, vs. ATL.....W.....	20-102	
	10/21/79	Payton, at MIN.....L.....	23-111	10/9/83	Payton, vs. MIN.....L.....	20-102	
	11/22/59	Casares, at DET.....W.....	21-111	10/12/80	Payton, at MIN.....L.....	23-102	
	11/12/39	Osmanski, at DET.....W.....	18-111	12/7/58	Casares, vs. Chi.....W.....	22-102	
				10/22/39	Maniaci, at NYG.....L.....	15-102	

ALL-TIME 100-YARD RUSHING GAMES

212. 1/3/10	Forté, at DET.....W.....23-101	224. 10/9/94	Tillman, vs. NO.....W.....23-100
9/16/07	Benson, vs. KC.....W.....24-101	12/16/90	Anderson, at DET.....L.....22-100
10/12/97	Harris, vs. GB.....L.....27-101	11/19/89	Anderson, vs. TB.....L.....15-100
11/17/91	Muster, at IND.....W.....15-101	10/14/84	Payton, at STL.....L.....23-100
9/9/90	Anderson, vs. SEA.....W.....20-101	11/4/73	Douglass, at GB.....W.....19-100
12/11/83	Suhey, at MIN.....W.....17-101	11/20/49	Hoffman, at WAS.....W.....15-100
10/19/80	Payton, vs. DET.....W.....27-101		
9/3/78	Payton, vs. STL.....W.....26-101		
12/4/77	Payton, at TB.....W.....33-101		
10/21/74	Garrett, vs. GB.....W.....23-101		
11/29/42	Famiglietti, vs. CRams.....W.....12-101		
10/10/34	Feathers, at PIT.....W.....8-101		

42 rushers in 225 games*

229 total 100-yard games

(four games -see below- have had multiple 100-yard rushers)

Nine games have gone into overtime; two have ended in a tie (before OT was adopted).

TOTAL: 164-59-2 (.733)

At home: 104-22-2 (.820)

On the road: 60-37-0 (.619)

TWO 100-YARD RUSHERS:

11/6/55 vs. GB -- Casares, Watkins (W)

11/26/78 vs. TB -- Payton, Harper (W)

11/20/83 at TB -- Payton, Suhey (W)

11/10/85 vs. DET -- Payton, Suhey (W)

BY MONTH:*

September 26-14-0 (.650)

October 42-20-0 (.677)

November 56-12-1 (.819)

December 32-11-1 (.739)

January 2-2-0 (.500)

100-YARD PLAYOFF GAMES:

123 -- Jones, vs. NO, 1/21/07

119 -- McAfee, vs. GB, 12/14/41

112 -- Jones, vs. IND, 2/4/07

109 -- Osmanski, at WAS, 12/8/40

104 -- Payton, at WAS, 12/30/84

102 -- Anderson, vs. NO, 1/6/91

ON THE ROAD:*(five games min.)

at Green Bay 12-3 (.800)

at San Francisco 4-1 (.800)

at Tampa Bay^ 5-1 (.833)

at Detroit 8-3 (.727)

at Minnesota 4-8 (.333)

^2011 game played in London

BY RUSHER:*

Adame, Mike 0-1

Allen, James 2-1

Anderson, Neal 10-4

Barber, Marion 0-1

Bell, Kahlil 0-1

Benson, Cedric 1-1

Casares, Rick 12-1

Dottley, John 3-1

Douglass, Bobby 2-1

Famiglietti, Gary 1-0

Feathers, Beattie 5-0

Forsey, Brock 1-0

Forté, Matt 11-1

Galimore, Willie 2-0

Garrett, Carl 1-0

Green, Robert 0-1

Grygo, Al 1-0

Gulyanics, George 1-0

Harper, Roland 1-0

Harris, Rayment 4-4

Harrison, Jim 1-1

Hoffman, John 2-1

Hunsinger, Chuck 1-0

Jeter, Perry 1-0

Jones, Thomas 8-5

Maniaci, Joe 1-1

Marconi, Joe 1-0

Margarita, Bob 2-0

McAfee, George 1-0

Morris, Johnny 1-0

Muster, Brad 1-0

Nagurski, Bronko 1-0

Osmanski, Bill 2-0

Payton, Walter 53-24

Peterson, Adrian 2-0

Piccolo, Brian 1-0

Salaam, Rashaan 5-1

Sayers, Gale 12-6-2

Suhey, Matt 3-0

Thomas, Anthony 8-2

Tillman, Lewis 2-0

Watkins, Bobby 1-0

BY TEAM:*

Arizona Cardinals 1-0

St. Louis Cardinals 2-1

Chicago Cardinals 3-1

Pittsburgh-Chi.Cards 1-0

Atlanta Falcons 3-2

Baltimore Ravens 2-0

Brooklyn Dodgers 1-0

Buffalo Bills 2-0

Carolina Panthers 3-0

Cincinnati Bengals 2-2

Cincinnati Reds 2-0

Cleveland Browns 2-2

Dallas Cowboys 1-4

Denver Broncos 2-3

Detroit Lions 20-4-1

Portsmouth Spartans 1-0

Green Bay Packers 27-10

Indianapolis Colts 3-0

Baltimore Colts 3-1

Jacksonville Jaguars 1-0

Kansas City Chiefs 2-0

Miami Dolphins 2-1

Minnesota Vikings 12-9-1

New Orleans Saints 5-3

New York Giants 2-1

New York Jets 2-1

New York Yanks 1-0

Oakland Raiders 1-2

LA Raiders 1-0

Philadelphia Eagles 5-0

Pittsburgh Steelers 3-1

Pittsburgh Pirates 1-0

St. Louis Rams 2-0

Los Angeles Rams 6-3

Cleveland Rams 2-0

San Diego Chargers 2-0

San Francisco 49ers 11-2

Seattle Seahawks 2-2

Tampa Bay Buccaneers 14-2

Tennessee Titans 1-0

Houston Oilers 1-0

Washington Redskins 4-2

*Does not include post-season



CHICAGO BEARS ALL-TIME 100-YARD RECEIVING GAMES

1.	10/31/54	Hill, at SF	W	7-214	10/10/77	Scott, vs. Rams	W	2-142	
2.	11/18/62	J. Morris, at DAL	W	10-201	12/13/70	Farmer, vs. GB	W	9-142	
3.	9/8/02	Booker, vs. MIN	W	8-198	10/28/56	Hill, at SF	W	7-142	
	10/21/56	Hill, vs. BAL	W	9-198	57.	10/7/02	Booker, vs. GB	L	12-141
5.	11/25/56	Hill, at NYG	T	7-195	10/29/72	Farmer, at STL	W	5-141	
6.	10/23/49	Keane, at NYG	L	14-193	10/13/46	McLean, vs. Rams	T	6-141	
7.	11/12/61	Ditka, vs. GB	L	9-190	60.	12/6/98	Engram, at MIN	L	9-140
8.	11/8/64	J. Morris, vs. BAL	L	10-183	10/4/81	Margerum, at MIN	L	10-140	
9.	11/19/67	Gordon, vs. STL	W	4-178	10/19/80	Scott, vs. DET	W	3-140	
10.	10/29/50	Kavanaugh, at NYG	L	8-177	9/26/54	Hill, at DET	L	4-140	
11.	10/19/81	M. Anderson, at DET	L	6-176	64.	10/10/71	Gordon, vs. NO	W	8-139
12.	9/28/86	Gault, at CIN	W	7-174	65.	11/18/45	Kavanaugh, vs. DET	L	6-138
	12/11/49	Hoffman, vs. Chi	W	8-174	66.	10/22/95	Graham, vs. HOU	W	9-137
14.	12/15/63	J. Morris, at DET	W	8-171	12/11/49	Kavanaugh, vs. Chi	W	6-137	
15.	12/19/99	Robinson, vs. DET	W	11-170	68.	10/23/94	Graham, at DET	L	7-136
16.	10/25/64	Ditka, at WAS	L	13-168	12/23/91	Davis, at SF	L	6-136	
17.	11/18/01	Booker, at TB	W	7-165	10/17/99	Robinson, vs. PHI	L	4-136	
18.	11/27/97	Proehl, at DET	L	4-164	71.	9/20/64	J. Morris, at MIN	W	10-135
	10/25/53	Dooley, at Rams	L	6-164	72.	11/14/99	Booker, vs. MIN	L	7-134
20.	11/20/60	Dewveall, vs. DET	W	6-163	73.	11/16/87	Gault, at DEN	L	5-133
	11/21/99	Robinson, at SD	W	6-163	9/19/85	McKinnon, at MIN	W	4-133	
22.	12/14/47	Keane, vs. Chi	L	7-161	11/18/62	Ditka, at DAL	W	7-133	
	10/31/99	Robinson, at WAS	L	9-161	10/17/54	Dooley, vs. SF	L	6-133	
24.	11/15/70	Gordon, at GB	L	5-158	77.	11/9/97	Proehl, at MIN	L	9-132
25.	11/24/02	Booker, vs. DET	W	10-157	10/14/62	Ditka, vs. SF	L	8-132	
	10/5/86	Ortego, vs. MIN	W	6-157	79.	9/25/83	Gault, at BAL	L+	5-130
	12/7/47	McAfee, vs. Rams	L	9-157	9/23/61	Ditka, at Rams	W	5-130	
28.	12/9/62	Ditka, vs. Rams	W	6-155	81.	12/4/83	Gault, at GB	L	4-129
29.	11/27/94	Graham, at ARZ	W+	8-154	10/1/50	Keane, at GB	L	8-129	
30.	9/12/10	Forté, vs. DET	W	7-151	11/2/47	Kavanaugh, at Bos	W	8-129	
	10/30/55	Hill, at Rams	W	8-151	84.	12/19/71	Farmer, vs. MIN	L	7-128
32.	12/28/09	Aromashodu, vs. MIN	W+	7-150	11/25/62	Coia, at BAL	W	6-128	
	12/16/51	Schroeder, vs. Chi	L	4-150	86.	10/16/49	Keane, vs. PHI	W	8-127
34.	10/15/61	Galimore, vs. BAL	W	7-149	87.	9/12/04	Terrell, vs. DET	L	5-126
35.	9/12/94	Conway, at PHI	L	7-148	10/1/00	Robinson, at GB	W	2-126	
	11/23/52	Stone, vs. DET	W	4-148	9/22/96	Conway, at DET	L	8-126	
	11/14/99	Robinson, vs. MIN	L	7-148	11/12/95	Conway, at GB	L	6-126	
38.	11/11/79	Watts, vs. Rams	W	6-147	12/7/80	Watts, vs. GB	W	4-126	
	10/25/70	Farmer, vs. DET	L	6-147	10/4/42	McLean, at CRams	W	5-126	
	12/15/68	Gordon, vs. GB	L	6-147	93.	12/17/06	Clark, vs. TB	W+	7-125
	10/11/64	J. Morris, vs. Rams	W	11-147	94.	9/21/08	Lloyd, vs. TB	L+	6-124
	10/11/59	Hill, vs. Rams	L	5-147	9/22/63	Ditka, at MIN	W	8-124	
43.	9/19/85	Gault, at MIN	W	6-146	10/9/60	J. Morris, vs. Rams	W	3-124	
	11/24/63	Ditka, at PIT	T	7-146	97.	11/12/06	Muhammad, at NYG	W	7-123
	11/10/46	Kavanaugh, at Rams	W	6-146	9/27/98	Engram, vs. MIN	L	6-123	
	11/12/44	McLean, vs. Bos	W	5-146	12/7/75	Rather, vs. DET	W	4-123	
47.	11/27/11	Knox, at OAK	L	4-145	11/14/65	J. Morris, vs. STL	W	5-123	
	9/24/95	Graham, at STL	L	6-145	11/19/61	J. Morris, at SF	L	4-123	
49.	12/5/54	Dooley, at Chi	W	5-144	11/23/58	McColl, at DET	W	6-123	
	10/10/54	Hill, vs. BAL	W	3-144	103.	10/14/62	J. Morris, vs. SF	L	4-122
	10/12/47	Kavanaugh, vs. PHI	W	2-144	10/19/47	Keane, vs. DET	W	6-122	
52.	12/26/99	Engram, at STL	L	13-143	105.	11/18/56	Hill, vs. Rams	W	5-121
53.	10/11/98	Engram, at ARZ	L	5-142	11/11/56	Hill, vs. GB	W	4-121	

ALL-TIME 100-YARD RECEIVING GAMES

	11/21/99	Engram, at SD	W	8-121	160.	12/14/97	Conway, at STL	W	7-109
108.	10/17/10	Knox, vs. SEA	L	5-120		11/19/95	Graham, vs. DET	L	5-109
	11/12/09	Forté, at SF	L	8-120		10/4/64	J. Morris, at SF	L	7-109
	12/22/96	Conway, at TB	L	9-120		11/28/54	Hill, vs. Rams	W	6-109
	10/8/61	Ditka, at DET	W	5-120		11/29/42	McLean, vs. CRams	W	4-109
112.	10/29/78	Payton, vs. DET	L	7-119	165.	10/1/06	Berrian, vs. SEA	W	3-108
	12/20/70	Gordon, at NO	W	9-119		11/12/95	Graham, at GB	L	7-108
	12/13/53	Dooley, vs. Chi	L	8-119		12/6/69	Gordon, at SF	L	10-108
115.	9/24/06	Muhammad, at MIN	W	9-118	168.	12/30/01	Bates, at DET	W	4-107
	11/16/97	Proehl, vs. NYJ	L	11-118		9/3/95	Graham, vs. MIN	W	8-107
	11/29/42	Pool, vs. CRams	W	2-118		9/28/81	Payton, vs. Rams	L	4-107
118.	9/18/11	Forté, at NO	L	10-117		11/24/77	Payton, at DET	W	4-107
	12/5/54	Hill, at Chi	W	6-117		11/22/70	Gordon, vs. BUF	W	6-107
	11/14/54	Hill, vs. CLE	L	3-117		11/15/64	J. Morris, at Rams	W	9-107
	12/13/53	Hensley, vs. Chi	L	4-117		10/20/63	J. Morris, at SF	L	6-107
	10/23/38	Manske, vs. CRams	L	6-117		10/22/61	Ditka, vs. SF	W	4-107
123.	10/3/04	Terrell, vs. PHI	L	9-116		9/25/55	Hill, at BAL	L	5-107
	11/13/88	Gentry, at WAS	W	5-116	177.	11/24/02	White, vs. DET	W	8-106
	11/9/86	Gault, at TB	W	4-116		10/4/98	Penn, vs. DET	W	6-106
	9/15/74	Wade, vs. DET	W	2-116		11/22/92	Davis, vs. GB	L	8-106
	9/25/65	J. Morris, at Rams	L	7-116		10/6/91	R. Morris, vs. WAS	L	5-106
	10/17/54	Hill, vs. SF	L	4-116		12/19/88	McKinnon, at MIN	L	4-106
129.	12/7/03	Booker, at GB	L	5-115		11/27/80	Scott, at DET	W+	6-106
	12/30/01	Booker, at DET	W	9-115		12/5/76	Scott, at SEA	W	3-106
	12/7/97	Conway, vs. BUF	W	7-115		9/27/64	Ditka, at BAL	L	6-106
	9/11/83	Payton, vs. TB	W	6-115		9/28/52	Schroeder, at GB	W	7-106
	9/26/71	Gordon, at MIN	W	10-115		9/22/40	Swisher, at GB	W	2-106
	10/9/60	Dewveall, vs. Rams	W	6-115	187.	11/11/90	Davis, vs. ATL	W	5-105
	10/19/52	Schroeder, vs. SF	L	4-115		10/22/78	Scott, at TB	L	5-105
	11/20/49	Kavanaugh, at WAS	W	4-115		12/3/67	Gordon, at SF	W	7-105
	12/5/37	McDonald, vs. Chi	W	6-115		10/8/61	Farrington, at DET	W	2-105
138.	10/7/01	Robinson, at ATL	W	9-114		11/29/59	Dewveall, at Chi	W	3-105
	10/18/92	Waddle, vs. TB	W	3-114	192.	12/5/10	Bennett, at DET	W	7-104
	10/6/85	Moorehead, at TB	W	8-114		11/26/06	Berrian, at NE	L	5-104
	10/13/74	Rather, at ATL	L	6-114		9/21/80	Watts, vs. MIN	L	2-104
142.	10/8/78	Scott, at GB	L	9-113		10/21/79	Baschnagel, at MIN	L	4-104
	10/2/77	Rather, vs. NO	L	6-113		10/3/65	Sayers, at GB	L	5-104
	12/12/65	Jones, vs. SF	W	3-113		12/4/60	Coia, at GB	L	3-104
	11/13/55	Hill, vs. Rams	W	3-113		11/25/45	Margarita, vs. PIT	W	6-104
	10/3/43	Geyer, at DET	W	3-113	199.	9/18/83	Gault, at NO	L+	4-103
147.	9/29/74	Wade, at MIN	L	6-112		12/16/79	Watts, vs. STL	W	6-103
	12/2/62	J. Morris, vs. NYG	L	6-112		11/9/47	Kavanaugh, vs. GB	W	4-103
149.	12/8/96	Timpson, vs. STL	W	6-111		10/3/99	Conway, vs. NO	W	8-103
	10/13/96	Conway, at NO	L	7-111	203.	11/18/07	Berrian, at SEA	L	9-102
	11/5/95	Graham, vs. PIT	L	5-111		9/10/06	Muhammad, at GB	W	6-102
	10/22/95	Conway, vs. HOU	W	3-111		12/17/95	Graham, vs. TB	W	5-102
	11/3/57	Hill, at Rams	W	4-111		9/23/91	Waddle, vs. NYJ	W+	8-102
154.	9/3/95	Conway, vs. MIN	W	5-110		11/8/87	N. Anderson, at GB	W	5-102
	10/15/89	Gentry, vs. HOU	L	6-110		12/26/82	Payton, at Rams	W	5-102
	10/13/63	Ditka, at Rams	W	9-110		12/17/61	Ditka, vs. MIN	W	8-102
	11/7/54	Hoffman, vs. GB	W	9-110		10/27/57	Hill, at SF	L	5-102
	10/24/54	McColl, at Rams	L	8-110		9/30/56	Hill, at BAL	L	4-102
	11/19/39	Manske, vs. PHI	W	2-110		10/26/47	Keane, at WAS	W	9-102



CHICAGO BEARS ALL-TIME 100-YARD RECEIVING GAMES

213. 10/25/09 Hester, at CIN..... L..... 8-101	12/6/69 Wallace, at SF L 10-100
10/6/96 Conway, vs GB..... L 9-101	11/26/64 J. Morris, at DET W..... 7-100
12/11/60 Dooley, at CLE..... L 7-101	10/21/62 Ditka, vs. BAL..... W..... 4-100
216. 11/30/03 Gage, vs. ARI W..... 4-100	11/24/40 Kavanaugh, vs. CRams.... W..... 3-100
12/10/00 Kennison, vs. NE..... W..... 8-100	
10/27/97 Conway, at MIA..... W..... 6-100	
11/29/92 Waddle, at CLE..... L 4-100	

67 receivers in 205 games*

223 total 100-yard games

(18 games -see below- have had multiple 100-yard receivers)

Eight games have gone into overtime; three have ended in a tie (before OT was adopted).

TOTAL: 112-90-3 (.554)

At home: 61-36-1 (.628)

On the road: 51-54-2 (.486)

TWO 100-YARD RECEIVERS:

11/29/42 vs. ClevR -- McLean, Pool (W)
12/11/49 vs. Chi -- Hoffman, Kavanaugh (W)
12/13/53 vs. Chi -- Dooley, Hensley (L)
10/17/54 vs. SF -- Dooley, Hill (L)
12/5/54 at Chi -- Dooley, Hill (W)
10/9/60 vs. Rams -- Dewveall, Morris (W)
10/8/61 at DET -- Ditka, Farrington (W)
10/14/62 vs. SF -- Ditka, Morris (L)
11/18/62 at DAL -- Ditka, Morris (W)
12/6/69 at SF -- Gordon, Wallace (L)
9/19/85 at MIN -- Gault, McKinnon (W)
9/3/95 vs. MIN -- Conway, Graham (W)
10/22/95 vs. HOU -- Conway, Graham (W)
11/12/95 at GB -- Conway, Graham (L)
11/14/99 vs. MIN -- Booker, Robinson (L)
11/21/99 at SD -- Engram, Robinson (W)
12/30/01 at DET -- Booker, Bates (W)
11/24/02 vs. Det -- Booker, White (W)

BY MONTH:

September	16-17-0 (.485)
October	32-36-1 (.471)
November	39-20-2 (.656)
December	25-17-0 (.595)

100-YARD PLAYOFF GAMES:

129 - Gault, vs. NE, 1/26/86
122 - Magnani, vs. WAS, 12/26/43
113 - Olsen, vs. SEA, 1/16/11
108 - McKinnon, vs. PHI, 12/31/88
105 - Berrian, vs. SEA, 1/14/07
104 - Waddle, vs. DAL, 12/29/91

ON THE ROAD: (five games min.)

at Green Bay	5-9 (.357)
at Detroit	11-5 (.688)
at Minnesota	6-6 (.500)
at LA Rams	7-3 (.700)
at San Francisco	3-7 (.300)

BY RECEIVER:*

Anderson, Marcus, WR	0-1
Anderson, Neal, RB	1-0
Aromashodu, Devin, WR	1-0
Baschnagel, Brian, WR	0-1
Bates, D'Wayne, WR	1-0
Bennett, Earl, WR	1-0
Berrian, Bernard, WR	1-2
Booker, Marty, WR	4-3
Clark, Desmond, TE	1-0
Coia, Angelo, HB	1-1
Conway, Curtis, WR	6-6
Davis, Wendell, WR	1-2
Dewveall, Willard, E	3-0
Ditka, Mike, TE	9-4-1
Dooley, Jim, E	1-4
Engram, Bobby, WR	1-4
Farmer, George, WR	2-2
Farrington, John, E	1-0
Forté, Matt, RB	1-2
Gage, Justin, WR	1-0
Galimore, Willie, HB	1-0
Gault, Willie, WR	3-4
Gentry, Dennis, WR	1-1
Geyer, Bill, HB	1-0
Gordon, Dick, WR	6-3
Graham, Jeff, WR	4-5
Hensley, Dick, E	0-1
Hester, Devin, WR	0-1
Hill, Harlon, E	11-7-1
Hoffman, John, E	2-0
Jones, Jimmy, E	1-0
Kavanaugh, Ken, E	7-2
Keane, Jim, E	3-3
Kennison, Eddie, WR	1-0
Knox, Johnny, WR	0-2
Lloyd, Brandon, WR	0-1
Manske, Edgar "Eggs", E	1-1
Margarita, Bob, HB	1-0
Margerum, Ken, WR	0-1
McAfee, George, HB	0-1
McColl, Bill, E	1-1
McDonald, Lester, E	1-0
McKinnon, Dennis, WR	1-1
McLean, Ray, HB	3-0-1
Moorehead, Emery, TE	1-0
Morris, Johnny, WR	8-7
Morris, Ron, WR	0-1
Muhammad, Muhsin, WR	3-0
Ortego, Keith, WR	1-0
Payton, Walter, RB	3-2

Penn, Chris, WR	1-0
Pool, Hampton, E	1-0
Proehl, Ricky, WR	0-3
Rather, Bo, WR	1-2
Robinson, Marcus, WR	4-3
Sayers, Gale, RB	0-1
Schroeder, Gene, E	1-2
Scott, James, WR	4-2
Stone, Billy, HB	1-0
Swisher, Bob, HB	1-0
Terrell, David, WR	0-2
Timpson, Michael, WR	1-0
Waddle, Tom, WR	2-1
Wade, Charles, WR	1-1
Wallace, Bob, E	0-1
Watts, Rickey, WR	3-1
White, Dez, WR	1-0

BY TEAM:*

Arizona Cardinals	2-1
St. Louis Cardinals	4-0
Chicago Cardinals	4-3
Atlanta Falcons	2-1
Baltimore Colts	5-5
Boston Yanks	2-0
Buffalo Bills	2-0
Cincinnati Bengals	1-1
Cleveland Browns	0-3
Dallas Cowboys	1-0
Denver Broncos	0-1
Detroit Lions	19-10
Green Bay Packers	10-13
Houston Oilers	1-1
Miami Dolphins	1-0
Minnesota Vikings	10-10
New England Patriots	1-1
New Orleans Saints	3-4
New York Giants	1-3-1
New York Jets	1-1
Oakland Raiders	0-1
Philadelphia Eagles	3-3
Pittsburgh Steelers	1-1-1
St. Louis Rams	2-2
Los Angeles Rams	15-6-1
Cleveland Rams	3-1
San Diego Chargers	1-0
San Francisco 49ers	5-10
Seattle Seahawks	2-2
Tampa Bay Buccaneers	7-3
Washington Redskins	3-3

*Does not include post-season

ALL-TIME 300-YARD PASSING GAMES

1.	12/11/49	Lujack, vs. Chi.....	W	39-24-468	29.	10/29/50	Lujack, at NY Yanks.....	L	39-20-331
2.	11/18/62	Wade, at DAL.....	W	46-28-466	30.	10/8/61	Wade, at DET.....	W	25-13-330
3.	11/14/43	Luckman, at NYG.....	W	32-21-433	31.	11/25/62	Wade, at BAL.....	W	32-23-328
4.	11/14/99	Miller, vs. MIN.....	L+	48-34-422	32.	10/11/59	Brown, vs. Rams.....	L	29-14-323
5.	10/14/07	Griese, vs. MIN.....	L	45-26-381		11/19/61	Wade, at SF.....	L	34-18-323
6.	9/12/10	Cutler, vs. DET.....	W	35-23-372	34.	10/21/07	Griese, at PHI.....	W	41-27-322
	9/27/98	Kramer, vs. MIN.....	L	39-25-372	35.	10/25/64	Wade, at WAS.....	L	57-33-321
8.	11/8/09	Cutler, vs. ARZ.....	L	47-29-369	36.	10/23/49	Lujack, at NYG.....	L	52-29-319
9.	10/17/54	Blanda, vs. SF.....	L	47-21-359	37.	11/12/95	Kramer, at GB.....	L	38-23-318
10.	11/4/01	Matthews, vs. CLE.....	W+	50-30-357		10/21/62	Wade, vs. BAL.....	W	26-13-318
	11/21/99	Miller, at SD.....	W+	38-25-357	39.	9/24/95	Kramer, at STL.....	L	38-27-317
12.	10/14/62	Wade, vs. SF.....	L	34-18-356	40.	12/7/80	Evans, vs. GB.....	W	22-18-316
13.	12/17/61	Wade, vs. MIN.....	W	34-23-355	41.	10/12/47	Luckman, vs. PHI.....	W	25-14-314
14.	11/16/97	Kramer, vs. NYJ.....	L	60-32-354	42.	9/11/11	Cutler, vs. ATL.....	W	32-22-312
15.	10/7/02	Miller, vs. GB.....	L	49-27-353	43.	11/16/87	McMahon, at DEN.....	L	34-21-311
16.	10/22/95	Kramer, vs. HOU.....	W	41-24-349	44.	10/23/94	Kramer, at DET.....	L	48-29-309
17.	12/12/65	Bukich, vs. SF.....	W	32-16-347	45.	11/12/09	Cutler, at SF.....	L	52-29-307
18.	10/27/97	Kramer, at MIA.....	W+	50-32-343		10/4/81	Evans, at MIN.....	L	43-26-307
19.	10/19/47	Luckman, vs. DET.....	W	26-18-342	47.	12/13/53	Blanda, vs. Chi.....	L	37-20-306
20.	9/20/64	Wade, at MIN.....	W	31-23-341	48.	10/18/92	Harbaugh, vs. TB.....	W	26-13-304
21.	12/17/06	Grossman, vs. TB.....	W+	44-29-339	49.	12/6/98	Stenstrom, at MIN.....	L	42-25-303
22.	10/24/54	Blanda, at Rams.....	L	46-28-338		9/23/91	Harbaugh, vs. NYJ.....	W+	42-28-303
	12/13/70	Concannon, vs. GB.....	W	34-21-338	51.	9/25/11	Cutler, vs. GB.....	L	37-21-302
24.	11/19/67	Concannon, vs. STL.....	W	24-11-336	52.	9/24/89	Tomczak, at DET.....	W	25-15-302
	10/16/83	Evans, at DET.....	L	45-28-336	53.	12/6/69	Carter, at SF.....	L	49-31-301
26.	10/5/08	Orton, at DET.....	W	34-24-334		12/19/99	McNown, vs. DET.....	W	36-27-301
	10/25/53	Blanda, at Rams.....	L	47-23-334	55.	10/18/09	Cutler, at ATL.....	L	43-27-300
28.	10/9/60	Brown, vs. Rams.....	W	21-13-333					

+ Overtime game

55 300-yard passing games

Six games have gone into OT. None occurred in the playoffs.

TOTAL: 28-27 (.509)

At home: 17-10 (.630)

On the road: 10-16 (.385)

BY DECADE:

1940-49	4-1 (.800)
1950-59	0-6 (.000)
1960-69	9-4 (.692)
1970-79	1-0 (1.000)
1980-89	2-3 (.400)
1990-99	6-7 (.462)
2000-09	4-5 (.444)
2010-19	2-1 (.667)

BY MONTH:

September	5-3 (.625)
October	10-14 (.417)
November	6-7 (.462)
December	7-3 (.700)

BY QUARTERBACK:

Blanda, George	0-4
Brown, Ed	1-1
Bukich, Rudy	1-0
Carter, Virgil	0-1
Cuter, Jay	2-4
Concannon, Jack	2-0
Evans, Vince	1-2
Griese, Brian	1-1
Grossman, Rex	1-0
Harbaugh, Jim	2-0
Kramer, Erik	2-5
Luckman, Sid	3-0
Lujack, Johnny	1-2
Matthews, Shane	1-0
McMahon, Jim	0-1
McNown, Cade	1-0
Miller, Jim	1-2
Orton, Kyle	1-0
Stenstrom, Steve	0-1
Tomczak, Mike	1-0
Wade, Bill	6-3

*Does not include post-season

BY TEAM:

Arizona Cardinals	0-1
St. Louis Cardinals	1-0
Chicago Cardinals	1-1
Atlanta Falcons	1-1
Baltimore Colts	2-0
Cleveland Browns	1-0
Dallas Cowboys	1-0
Denver Broncos	0-1
Detroit Lions	6-2
Green Bay Packers	2-3
Houston Oilers	1-0
Miami Dolphins	1-0
Minnesota Vikings	2-5
New York Giants	1-1
New York Jets	1-1
New York Yanks	0-1
Philadelphia Eagles	2-0
San Diego Chargers	1-0
San Francisco 49ers	1-5
St. Louis Rams	0-1
Los Angeles Rams	1-3
Tampa Bay Buccaneers	2-0
Washington Redskins	0-1



CHICAGO BEARS STARTING QUARTERBACK RECORDS

1961-2011 (Regular Season only)

	1961	1962	1963	1964	1965	1966	1967	1968	1969	1970	1971	Total
Bill Wade	8-6	9-5	11-1-2	2-8	0-2	0-0						30-22-2
Rudy Bukich		0-0	0-0	3-1	9-3	5-7-2	0-0	0-0				17-11-2
Larry Rakestraw				0-0	0-0	0-0	0-2	0-2				0-4
Jack Concannon							7-4-1	3-4	0-5	5-8	2-1	17-22-1
Virgil Carter								4-1	0-2			4-3
Bobby Douglass									1-6	1-0	3-4	continued
Kent Nix										0-0	1-3	1-3
Season Totals	8-6	9-5	11-1-2	5-9	9-5	5-7-2	7-6-1	7-7	1-13	6-8	6-8	

	1972	1973	1974	1975	1976	1977	1978	1979	1980	1981	1982	Total
Bobby Douglass	4-9-1	3-9	1-2	0-1								13-31-1
Gary Huff		0-2	3-8	2-7	0-0							5-17
Bob Avellini				2-2	7-7	9-5	4-8	1-2	0-0	0-0	0-2	continued
Mike Phipps						0-0	3-1	9-1	2-4			14-6
Vince Evans						0-0	0-0	0-3	5-5	6-10	0-0	continued
Jim McMahon											3-4	continued
Season Totals	4-9-1	3-11	4-10	4-10	7-7	9-5	7-9	10-6	7-9	6-10	3-6	

	1983	1984	1985	1986	1987	1988	1989	1990	1991	1992	1993	Total
Bob Avellini	0-0	0-1										23-24
Vince Evans	1-2											12-20
Jim McMahon	7-6	7-2	11-0	6-0	5-1	7-2						46-15
Steve Fuller		2-2	4-1	0-2								6-5
Rusty Lisch		0-1										0-1
Greg Landry		1-0										1-0
Mike Tomczak			0-0	7-0	4-2	4-1	5-6	1-1				21-10
Doug Flutie				1-0								1-0
Mike Hohensee					2-0							2-0
Steve Bradley					0-1							0-1
Jim Harbaugh					0-0	1-1	1-4	10-4	11-5	5-8	7-8	35-30
Peter Tom Willis								0-0	0-0	0-2	0-1	0-3
Will Furrer										0-1		0-1
Shane Matthews											0-0	continued
Season Totals	8-8	10-6	15-1	14-2	11-4	12-4	6-10	11-5	11-5	5-11	7-9	

STARTING QUARTERBACK RECORDS

	1994	1995	1996	1997	1998	1999	2000	2001	2002	2003	2004	Total
Erik Kramer	1-4	9-7	1-3	4-9	3-5							18-28
Steve Walsh	8-3	0-0										8-3
Dave Krieg			6-6									6-6
Rick Mirer				0-3								0-3
Steve Stenstrom		0-0	0-0	0-0	1-6							1-6
Moses Moreno					0-1							0-1
Shane Matthews	0-0		0-0			3-4	3-2	2-1				8-7
Cade McNown						2-4	1-8					3-12
Jim Miller					0-0	1-2	1-1	11-2	2-6			15-11
Chris Chandler									2-5	3-3		5-8
Henry Burris									0-1			0-1
Kordell Stewart										2-5		2-5
Rex Grossman										2-1	1-2	continued
Jonathan Quinn											0-3	0-3
Craig Krenzel											3-2	3-2
Chad Hutchinson											1-4	1-4
Season Totals	9-7	9-7	7-9	4-12	4-12	6-10	5-11	13-3	4-12	7-9	5-11	

	2005	2006	2007	2008	2009	2010	2011	2012	2013	2014	2015	Total
Rex Grossman	1-0	13-3	2-5	0-1								19-12
Kyle Orton	10-5	0-0	2-1	9-6								21-12
Jeff Blake	0-0											0-0
Brian Griese		0-0	3-3									3-3
Jay Cutler					7-9	10-5	7-3					24-17
Todd Collins						1-0						1-0
Caleb Hanie							0-4					0-4
Josh McCown							1-1					1-1
Season Totals	11-5	13-3	7-9	9-7	7-9	11-5	8-8					

FORMULA FOR QB RATING

Quarterback Rating uses five factors in determining a rating: attempts, completions, gross yardage, touch-downs and interceptions. It was designed so that a score of 100 would be great with 90 being very good, 80 being good - similar to an A-B-C grading scale. A passer rating of 158.3 is considered perfect.

The following is the formula which works when entered into Microsoft Excel:

=(ROUND((((((MAX(MIN(2.375,(((B1*100)/A1)-30)*(0.05)),0)))+(MAX (MIN(2.375,(((D1*100)/A1)*(0.2)),0)))+(MAX(MIN(2.375,(((E1*100)/A1) -9.5)*(-(0.25)),0)))+(MAX(MIN(2.375,(((C1/A1)-3)*(0.25)),0))))*100)/6,1))

A1=ATTEMPTS; B1=COMPLETIONS; C1=GROSS YARDS; D1=TOUCHDOWNS; E1=INTERCEPTIONS



CHICAGO BEARS ALL-TIME FIRST ROUND DRAFT PICKS

Yr	No.	Name (pos)	College
2012	19	Shea McClellin (DE)	Boise State
2011	29	Gabe Carimi (T)	Wisconsin
2010	11	(To Denver for QB Jay Cutler)	
2009	18	(To Denver for QB Jay Cutler and 5th round pick)	
2008	14	Chris Williams (OT)	Vanderbilt
2007	31	Greg Olsen (TE)	Miami (FL)
2006	26	(To Buffalo for 2nd & 3rd round selections)	
2005	4	Cedric Benson (RB)	Texas
2004	14	Tommie Harris (DT)	Oklahoma
2003a	14	Michael Haynes (DE)	Penn State
		(from New England through Buffalo)	
2003b	22	Rex Grossman (QB)	Florida
		(from New York Jets)	
2002	29	Marc Colombo (OT)	Boston College
2001	8	David Terrell (WR)	Michigan
2000	9	Brian Urlacher (LB)	New Mexico
1999	12	Cade McNown (QB)	UCLA
1998	5	Curtis Enis (RB)	Penn State
1997	11	(To Seattle for QB Rick Mirer and 4th round pick)	
1996	13	Walt Harris (CB)	Miss. St.
1995	21	Rashaan Salaam (RB)	Colorado
1995	11	John Thierry (DE)	Alcorn St.
1993	7	Curtis Conway (WR)	USC
1992	22	Alonzo Spellman (DT)	Ohio State
1991	22	Stan Thomas (T)	Texas
1990	6	Mark Carrier (S)	USC
1989a	11	Donnell Woolford (CB)	Clemson
		(from LA Raiders for WR Willie Gault)	
1989b	12	Trace Armstrong (DE)	Florida
		(from Wash. for LB Wilber Marshall)	
1989c	25	(To Miami for 2nd and 3rd rd picks)	
1988a	23	Brad Muster (FB)	Stanford
1988b	27	Wendell Davis (WR)	LSU
		(from Wash. for LB Wilber Marshall)	
1987	26	Jim Harbaugh (QB)	Michigan
1986	27	Neal Anderson (RB)	Florida
1985	22	William Perry (DT)	Clemson
1984	11	Wilber Marshall (LB)	Florida
1983a	6	Jim Covert (T)	Pittsburgh
1983b	18	Willie Gault (WR)	Tennessee
		(from Tampa Bay for 1982 2nd rd pick)	
1982	5	Jim McMahon (QB)	BYU
1981	11	Keith Van Horne (T)	USC
1980	19	Otis Wilson (LB)	Louisville
1979a	4	Dan Hampton (DT)	Arkansas
		(from Tampa Bay for DT Wally Chambers)	
1979b	9	Al Harris (DE)	Arizona State
1978	20	(To Cleveland for QB Mike Phipps)	
1977	15	Ted Albrecht (T)	California
1976	8	Dennis Lick (T)	Wisconsin
		(from Det. for 1st and 3rd rd picks)	
1975	4	Walter Payton (RB)	Jackson State

Yr	No.	Name (pos)	College
1974a	4	Waymond Bryant (LB)	Tennessee St.
1974b	20	Dave Gallagher (DE)	Michigan
		(from LA Rams for WR Dick Gordon)	
1973	8	Wally Chambers (DT)	E. Kentucky
1972a	3	Lionel Antoine (T)	S. Illinois
		(from NY Giants for Hyland and McRae)	
1972b	12	Craig Clemons (S)	Iowa
1971	11	Joe Moore (RB)	Missouri
1970	2	(To GB for Caffey, Pitts, and Hyland)	
1969	14	Rufus Mayes (T)	Ohio State
1968	17	Mike Hull (RB)	USC
1967	10	Lloyd Phillips (DE)	Arkansas
1966	12	George Rice (DT)	LSU
1965a	3	Dick Butkus (LB)	Illinois
		(from Pit. for '64 2nd and 4th rd picks)	
1965b	4	Gale Sayers (RB)	Kansas
1965c	6	Steve DeLong (DE)	Tennessee
		(from WAS for HB Coia and T Williams)	
1964	14	Dick Evey (DT)	Tennessee
1963a	10	(To LA Rams for RB Joe Marconi)	
1963b	11	Dave Behrman (C)	Michigan State
		(from Pit. for QB Ed Brown)	
1962	7	Ronnie Bull (RB)	Baylor
1961	5	Mike Ditka (TE)	Pittsburgh
1960	7	Roger Davis (G)	Syracuse
1959	7	Don Clark (HB)	Ohio State
1958	7	Chuck Howley (LB/G)	West Virginia
1957	13	Earl Leggett (DT)	LSU
1956	10	Menan "Tex" Schriewer (E)	Texas
1955	11	Ron Drzewiecki (HB)	Marquette
1954	6	Stan Wallace (HB)	Illinois
1953	6	Billy Anderson (HB)	Compton JC
1952	8	Jim Dooley (FL/HB)	Miami (FL)
1951a	2	Bob Williams (QB)	Notre Dame
		(from New York Yanks)	
1951b	10	Billy Stone (HB)	Bradley
		(from disbanded Colts)	
1951c	16	Gene Schroeder (E)	Virginia
1950a	3	Chuck Hunsinger (HB)	Florida
1950b	10	Fred Morrison (FB)	Ohio State
1949	10	Dick Harris (C)	Texas
1948a	7	Bobby Layne (QB)	Texas
		(from Det. through Pit. for HB Ray Evans)	
1948b	13	Max Baumgardner (E)	Texas
1947a	1	Bob Fenimore (HB)	Oklahoma A&M
		(Bonus choice)	
1947b	11	Don Kindt (HB)	Wisconsin
1946	4	Johnny Lujack (QB)	Notre Dame
1945	7	Don Lund (HB)	Michigan
1944	8	Ray Evans (HB)	Kansas
1943	9	Bob Steuber (HB)	Missouri
1942	10	Frankie Albert (QB)	Stanford

ALL-TIME FIRST ROUND DRAFT PICKS

Yr	No.	Name (pos)	College
1941a	1	Tom Harmon (HB) (from Phil. for C John Schiechl)	Michigan
1941b	3	Norm Standlee (FB) (from Pit. for QB Billy Patterson)	Stanford
1941c	9	Don Scott (HB)	Ohio State
1940	7	Clyde Turner (C/LB)	Hardin-Simmons

Yr	No.	Name (pos)	College
1939a	2	Sid Luckman (QB)	Columbia
1939b	6	Bill Osmanski (FB) (from Pit. for E Edgar "Eggs" Manske)	Holy Cross
1938	10	Joe Gray (HB)	Oregon State
1937	8	Les McDonald (E)	Nebraska
1936	6	Joe Stydahar (T)	West Virginia

BEARS YEAR-BY-YEAR DRAFT PICKS

1936 (Feb 8)

1. Stydahar, Joe, T, West Virginia
2. Michaels, Eddie, G, Villanova
3. Roscoe, George, B, Minnesota
4. Allman, Bob, E, Michigan State
5. Oech, Vern, T, Minnesota
6. Christofferson, Ted, B, Washington St.
7. Smith, Dick, T, Minnesota
8. Sylvester, John, E, Rice
9. Fortmann, Dan, G, Colgate

1937 (Dec 12, 1936)

1. McDonald, Les, E, Nebraska
2. Stewart, Marv, C, LSU
3. Plasman, Dick, E, Vanderbilt
4. Hammond, Henry, E, SW (KS)
5. Conkright, Bill "Red," C, Oklahoma
6. Bjork, Del, T, Oregon
7. Friedman, J.W "Buck," B, Rice
8. Toth, Steve, B, Northwestern
9. Guepe, Al, B, Marquette
10. Wade, Ed "Red," T, Utah State

1938 (Dec 12, 1937)

1. Gray, Joe, HB, Oregon State
2. Famiglietti, Gary, B, Boston University
3. Zarnas, Gust, G, Ohio State
4. Masterson, Bob, E, Miami (FL)
5. Ramsey, Frank, G, Oregon State
6. Sims, Fletcher, B, Georgia Tech
7. Schwarz, Alex, T, San Francisco
8. Weger, John, T, Butler
9. Mickovsky, Ray, B, Case W Reserve
10. Dreher, Fred, E, Denver

1939 (Dec 8, 1938)

- 1a. Luckman, Sid, QB, Columbia (from Pit)
- 1b. Osmanski, Bill, FB, Holy Cross
2. Wysocki, John, E, Villanova
3. Delaney, Joe, T, Holy Cross
4. Choice to Brooklyn
5. Heileman, Charlie, E, Iowa State
6. Dannies, Bob, C, Pittsburgh
7. Bray, Ray, G, Western Michigan
8. Wood, Walt, B, Tennessee
9. Braga, Al, B, San Francisco
10. Roise, Hal, B, Idaho
11. Bock, Ed, G, Iowa State
12. Stofla, Anton, B, Luther
13. Voigts, Bob, T, Northwestern
14. Armstrong, Ken, T, Tarkio

15. Masters, Raphael, E, Newberry
16. Sherman, Solly, B, Chicago
17. Simonich, Ed, B, Notre Dame
18. Vogeler, George, C, Oklahoma State
19. Forte, Aldo, T, Montana
20. Kircher, Everett, B, Iowa State

1940 (Dec 9, 1939)

1. Turner, Clyde "Bulldog," C/LB, Hardin-Simmons
2. Kavanaugh, Ken, E, LSU
3. Kolman, Ed, T, Temple
4. Woudenberg, John, T, Denver
5. Akin, Leonard, G, Baylor
6. Fordham, Jim, B, Georgia
7. Pool, Hampton, G, Stanford
8. Pace, Tom, B, Utah
9. Artoe, Lee, T, California
10. McCubbin, Bill, E, Kentucky
11. Clark, Harry, B, West Virginia
12. Crisci, Frank, T, Case W Reserve
13. Barnes, Sherm, E, Baylor
14. Christianson, Al, B, Knox
15. White, Wilbur, T, Bradley
16. Schlosser, Ralph, C, Gonzaga
17. Popov, John, B, Cincinnati
18. Bussey, Young, B, LSU
19. McLean, Ray, B, St. Anselm
20. Kichefski, Walt, E, Miami (FL)

1941 (Dec 19, 1940)

1. Harmon, Tom, HB, Michigan
2. Standlee, Norm, FB, Stanford
3. Scott, Don, HB, Ohio State
4. Gallaneau, Hugh, B, Stanford
5. O'Rourke, Charley, B, Boston College
6. O'Boyle, Tommy, G, Tulane
7. Federovich, John "Ace," T, Davis & Elkins
8. Hartman, Fred, T, Rice
9. Rankin, Dave, E, Purdue
10. Matuza, Al, C, Georgetown
11. Laher, Hal, G, Oklahoma
12. LaLanne, Jim, B, North Carolina
13. Hardin, Jim, E, Kentucky
14. Morrow, Bob, E, Illinois Wesleyan
15. Johnson, Jim, B, Santa Clara
16. Martin, Johnny, B, Oklahoma
17. Mulkey, Jack, E, Fresno State
18. Osterman, Bob, C, Notre Dame
19. Glenn, Bill, B, Eastern Illinois
20. Hahnstein, Ollie, B, Northwestern

1942 (Dec 22, 1941)

1. Albert, Frankie, QB, Stanford
2. Boratyn, Joe, B, Holy Cross
3. Ruby, Martin, T, Texas A&M
4. Burrus, H.C., E, Hardin-Simmons
5. Jeffries, Bob, G, Missouri
6. Maznicki, Frank, B, Boston College
7. Petty, John, B, Purdue
8. Mullins, Noah "Moon," B, Kentucky
9. Geyer, Bill, B, Colgate
10. Daniell, Jim, T, Ohio State
11. Hunt, Jack, B, Marshall
12. Gude, Henry, C, Vanderbilt
13. Krutulis, Joe, E, Miami (FL)
14. Abel, George, G, Nebraska
15. Edmiston, Don, T, Tennessee
16. Rast, Holt, E, Alabama
17. Jones, Edgar, B, Pittsburgh
18. Tessoroff, Bill, T, Gonzaga
19. Kissell, Adolph, B, Boston College
20. Clarkson, Stu, C, Texas A&I

1943 (Apr 8)

1. Steuber, Bob, HB, Missouri
2. Evans, Fred, HB, Notre Dame
3. Stramm, Ed, T, Stanford
4. Palmer, Derrell, T, TCU
5. Vucinich, Milt, C, Stanford
6. Beals, Allyn, E, Santa Clara
7. Jurkovich, Jim, HB, California
8. Lamb, W.G. "Dub," E, Oklahoma
9. Hammett, Ray, QB, Stanford
10. Zikmund, Al, HB, Nebraska
11. Wood, Clark, T, Kentucky
12. Arms, Loyd, T, Oklahoma State
13. Sturdy, Lyle, FB, Wichita State
14. Tomlinson, Buddy, T, Hardin-Simmons
15. Preston, Pat, T, Wake Forest
16. Norberg, Hank, E, Stanford
17. Lyons, Pat, E, Wisconsin
18. Butler, Marion, HB, Clemson
19. Santucci, Al, C, Santa Clara
20. Johnson, Orville, G, SMU
21. Boudreau, Wally, HB, Boston College
22. Baumann, Bob, T, Wisconsin
23. Holtscher, Elwood, C, Shurtleff
24. Keller, Ben, G, Duquesne
25. Block, Charley, E, Shurtleff
26. Brannon, Ted, T, Rice
27. Wayne, Lou, E, Texas
28. Creevy, Dick, HB, Notre Dame
29. Buffington, Bill, HB, Purdue
30. Peterson, Woody, FB, Utah



CHICAGO BEARS YEAR-BY-YEAR DRAFT PICKS

1944 (Apr 19)

1. Evans, Ray, B, Kansas
2. Smeja, Rudy, E, Michigan
3. Croft, Abe, E, SMU
4. Stanley, C.B., T, Tulsa
5. Seeley, Darwin, C, Stanford
6. Fawcett, Randall, B, Stanford
7. Morton, Jack, E, Missouri
8. Starford, Bill, C, Wake Forest
9. Houston, Lin, G, Ohio State
10. Moore, J.P., B, Vanderbilt
11. Duffey, Bill, E, Georgetown
12. Hartley, Joe, T, LSU
13. Milner, Bill, G, Duke
14. Hirsch, Ed, B, Northwestern
15. Ryckley, Ed, E/G, Georgia Tech
16. Plasman, Howdy, B, Miami (FL)
17. French, Barry, T, Purdue
18. Taylor, Paul, B, USC
19. Margarita, Hank, B, Brown
20. Davis, Ed, B, Oklahoma
21. Jamison, Dick, T, USC
22. Bortka, Jack, B, Kansas State
23. Ruskusky, Roy, E, St. Mary's (CA)
24. Franck, Harry, B, Northwestern
25. McKewan, Jack, T, Alabama
26. Mitchell, Charley, B, Tulsa
27. Boyle, Pat, G, Wisconsin
28. Pepper, Bernie, T, Missouri
29. Vogt, Karl, T, Villanova
30. Endres, Bob, G, Colgate

1945 (Apr 6)

1. Lund, Don, B, Michigan
2. Allen, Charley, B, SMU
3. Masterson, Forest, C, Iowa
4. Shaw, Wayne, B, SMU
5. Burgeis, Glen, T, Tulsa
6. O'Brien, Pat, T, Purdue
7. Mayther, Bill, C, Oregon
8. Poe, Bill, B, Clemson
9. Avery, Chuck, B, Minnesota
10. Boyd, Jack, B, UCLA
11. Ellsworth, Ralph, B, Texas
12. Mattioli, Frank, G, Pittsburgh
13. Gibson, Merle, E, TCU
14. Creevey, John, B, Notre Dame
15. Sacrinty, Nick, B, Wake Forest
16. Keane, Jim, C, Iowa
17. Niedziela, Bruno, T, Iowa
18. Williams, Broughton, E, Florida
19. Stickel, Walt, T, Pennsylvania
20. Livingston, Bob, B, Notre Dame
21. Vargon, Mike, E, Kansas State
22. Wright, Charley, G, Iowa State
23. Green, Jack, G, Alabama
24. Gambino, Lu, B, Indiana
25. Jones, Ray, B, Texas
26. Hary, Bob, B, Minnesota
27. Forkovich, Nick, B, William & Mary
28. Robinson, Don, B, Michigan
29. Johnston, Wayne, B, Marquette
30. Groves, George, C, Marquette

1946 (Jan 14)

1. Lujack, Johnny, QB, Notre Dame
2. Rykovich, Julie, B, Illinois
3. Broyles, Frank, QB, Georgia Tech
4. Knotts, Ernie, G, Duke
5. Schneider, Don, B, Pennsylvania
6. Scruggs, Ted, E, Rice
7. Beard, Wendell, T, California
8. Ziegler, John, B, Colorado
9. Drope, Walt, E, Connecticut
10. Harris, Bill, C, Auburn
11. Allen, Eddie, B, Pennsylvania
12. Bauman, Frank, E, Illinois
13. Nostrum, Reed, T, Utah
14. Chatterton, Dick, B, BYU
15. Timko, Johnny, C, Temple
16. Hazelwood, Ted, T, North Carolina
17. Johnson, Dick, C, Baylor
18. Boettcher, Art, B, Shurtleff
19. Gallagher, Tom, B, Illinois
20. Adams, Johnny, B, Denver
21. Widseth, Dean, T, Bemidji State
22. Kochins, George, T, Bucknell
23. Hoisch, Al, B, Stanford
24. Grigich, Visco, E, Santa Clara
25. Richards, Allen, B, Cincinnati
26. Tunstill, Jess, B, Kentucky
27. Smock, Ken, B, Purdue
28. Weldon, Howard, G, North Carolina
29. Cook, Johnny, B, Georgia
30. Franck, Harry, B, Northwestern

1947 (Dec 16, 1946)

- 1a. Fenimore, Bob, HB, Oklahoma State (Bonus choice)
- 1b. Kindt, Don, HB, Wisconsin
2. Minini, Frank, FB, San Jose State
- 3a. Canady, Jim, HB, Texas
- 3b. Merriman, Lloyd, B, Stanford (from Chicago Cards)
- 4a. Wetz, Harlan, T, Texas
- 4b. Stephens, Roger, B, Cincinnati (from Philadelphia)
5. Moseley, Reid, E, Georgia
6. Smith, H.A., E, Mississippi
7. Eddleman, Dwight, HB, Illinois
8. Tucker, Arnold, QB, Army
9. Hatch, Larry, HB, Washington
10. Adame, Tony, C, Ohio State
11. Fritz, Emil, G, Maryland
12. Turner, Jim, T, California
13. Goodall, Wayne, E, Oklahoma City
14. Gagne, Verne, E, Minnesota
15. Dreyer, Wally, HB, Wisconsin
16. Pupa, Walt, FB, North Carolina
17. McLellan, John, T, Montana State
18. Cromer, Bill, FB, Texas
19. Reader, Russ, HB, Michigan State
20. Batchelor, Jim, B, East Texas State
21. Lawler, Allen, HB, Texas
22. Berlin, Gordon, C, Washington
23. Cunningham, John, E, California
24. Morris, Max, B, Northwestern
25. Morris, Bill, E, Oklahoma
26. Baumgardner, Joe, Bill, HB, Texas
27. McCarthy, Jerry, E, Pennsylvania

28. Pierce, Jack, HB, Illinois

29. Ehlers, Ed, HB, Purdue

1948 (Dec 19, 1947)

- 1a. Layne, Bobby, QB, Texas (from Pittsburgh)
- 1b. Bumgardner, Max, E, Texas
2. Garrett, Dub, T, Mississippi State
3. Ramsey, Knox, G, William & Mary
4. Brugge, Bob, B, Ohio State
5. Choice to Detroit
6. McWilliams, Tom, B, Army, Miss. State
7. Mills, Malachi, T, Virginia Military
8. Flanagan, Dick, E, Ohio State
9. McDowell, Jim, G, William & Mary
10. Sheehan, Mel, E, Missouri
11. Scott, Dick, C, Navy
12. Cline, Ollie, B, Ohio State
13. Goode, Rob, B, Texas A&M
14. Grinstein, Clyde, E, Purdue
15. Fallon, John, G, Notre Dame
16. Brown, Ray, B, Virginia
17. Hileman, Bob, C, California
18. Gay, Thurman, T, Oklahoma State
19. Blount, Ralph, E, Texas
20. Boone, JR, B, Tulsa
21. Duncan, Jim, E, Wake Forest
22. Gatewood, Jimmy, B, Georgia
23. Brumm, George, C, Pacific
24. Dietzel, Paul, C, Miami (OH)
25. Clasby, Ed, B, Boston College
26. Hardison, Fred, E, Duke
27. Van Deren, Frank, E, California
28. Pietkiewicz, Al, E, San Francisco
29. Cox, Norm, B, TCU
30. Smith, Truett, B, Mississippi State

1949 (Dec. 21, 1948)

1. Harris, Dick, C, Texas
2. Grimes, Billy, B, Oklahoma State
3. O'Quinn, Johnny, E, Wake Forest
4. Bendrick, Ben, B, Wisconsin
5. Hoffman, John, B, Arkansas
6. Krall, Jerry, B, Ohio State
7. Jones, Wally, E, Kentucky
- 8a. Weatherly, Gerry, C, Rice (from Det)
- 8b. Wightlin, Bill, E, Notre Dame
9. Tokarczyk, Dolph, G, Penn
10. Malley, Lee, B, Carson-Newman
11. Tibbler, Jerry, B, Mississippi
12. Blanda, George, QB, Kentucky
13. Taliaferro, George, B, Indiana
14. Kelly, Ernie, G, Texas-El Paso
15. Faverty, Hal, G, Wisconsin
16. Wahl, Al, T, Michigan
17. Corbisiero, John, B, Middlebury
18. Moran, Jim, B, John Carroll
19. Mitten, Bob, G, North Carolina
20. Heck, Bob, B, Pacific
21. Duncan, Jim, E, Duke
22. Bertuzzi, Dick, B, Kansas
23. Kane, Harry, C, Pacific
24. Smith, Bernie, T, Texas-El Paso
25. Marczyk, Stan, T, North Carolina

1950 (Jan 21-22)

- 1a. Hunsinger, Chuck, B, Florida
(from New York Bulldogs)
- 1b. Morrison, Fred, B, Ohio State
2. Dottley, John "Kayo," B, Mississippi
3. Romanick, Steve, B, Villanova
- 4a. Novak, Tom, C, Nebraska (from PIT)
- 4b. Papaleo, Dorn, G, Boston College
5. Zaleski, Ernie, B, Notre Dame
- 6a. Perricone, Gaspar, B, Northwestern
(from New York Giants)
- 6b. Hansen, Wayne, C, UTEP
7. Prather, Rollin, E, Kansas State
8. Nevills, Sam, T, Oregon
- 9a. Reid, Floyd, B, Georgia
(from NY Bulldogs)
- 9b. Braznell, Dick, B, Missouri
10. Wahl, Al, T, Michigan
11. Helwig, John, G, Notre Dame
12. Roof, Kenny, B, Oklahoma State
13. Dempsey, Frank, T, Florida
14. Hover, Al, G, LSU
15. Glisson, Jimmy, B, Tulane
16. Bradley, Ed, E, Wake Forest
17. Janaszek, Ray, B, Dayton
18. Andrews, Rupert, B, Stanford
19. Bye, Billy, B, Minnesota
20. Crawford, Jim, G, Mississippi
21. Angle, Bob, B, Iowa St.
22. Byler, Jim, G, North Carolina State
23. Bingham, Bill, T, Harding
24. Polenske, Walt, B, Pacific
25. Samuels, Perry, B, Texas
26. Sella, George, B, Princeton
27. Davis, Wilton, B, Hardin-Simmons
28. Kenary, Jim, B, Harvard
29. Nadherny, Fred, B, Yale
30. Markert, Allen, T, Minnesota

1951 (Jan 18-19)

- 1a. Williams, Bob, QB, Notre Dame
(from Baltimore)
- 1b. Stone, Billy, B, Bradley*
(from New York Yanks)
- 1c. Schroeder, Gene, E, Virginia
2. George, Bill, T, Wake Forest
3. White, Wilford, B, Arizona State
- 4a. Moser, Bob, C, Pacific
- 4b. Jelley, Tom, E, Miami (FL)
(from New York Giants)
5. Rowland, Brad, B, McMurry
6. Falkenberg, Herb, B, Trinity (TX)
7. Lea, Paul, T, Tulane
8. Mayes, Clair, G, Oklahoma
9. Gregus, Bill, B, Wake Forest
10. Sherrill, J.W., B, Tennessee
11. Hardiman, Tom, B, Georgetown
12. Hairston, Lawrence, T, Nev.-Reno
13. Wright, Charley, B, West Texas State
14. Woods, Bailey, B, Abilene Christian
15. Hall, Sid, C, Pacific

16. Voim, Frank, E, Marquette
17. Dufek, Don, B, Michigan
18. Brown, Chuck, G, Illinois
19. Lisak, Ed, B, Oklahoma
20. Smith, Larry, C, South Carolina
21. Higgins, Larry, B, Fordham
22. Hanson, Bob, G, Montana
23. Hlavac, Rene, T, Neb.-Omaha
24. Dokas, Pete, E, Mansfield
25. Miller, Johnny, B, Northwestern
26. Rogers, Buddy, B, Arkansas
27. Taylor, Jerry, C, Wyoming
28. Campbell, Leon, B, Arkansas*
29. Justice, John, G, Santa Clara
30. Butler, Charley, E, Geo. Washington

* Selected from disbanded Baltimore franchise

1952 (Jan 17)

1. Dooley, Jim, B, Miami (FL)
2. Macon, Eddie, B, Pacific
3. McColl, Bill, E, Stanford
4. Clark, Herman, T, Oregon State
- 5a. Hoffman, Jack, E, Xavier (OH)
(from Pittsburgh)
- 5b. Williams, Fred, T, Arkansas
6. Brown, Ed, QB, San Francisco
7. Fortunato, Joe, B, Mississippi State
8. Bishop, Bill, T, N Texas St. (from PIT)
- 8b. Jurney, Billy, E, Arkansas
9. Cross, Bobby, T, S. F. Austin
10. Choice to Green Bay
11. Miller, Bill, B, Wake Forest
12. Kozar, Andy, B, Tennessee
13. Athan, Rich, B, Northwestern
14. Galloway, Gale, C, Baylor
15. Kazmaier, Dick, B, Princeton
16. Spears, Bob, FB, Yale
17. Carroll, John, T, Houston
18. O'Connell, Tommy, QB, Illinois
19. Reidenbach, Ken, T, Drake
20. Lesane, Jimmy, B, Virginia
21. Daffer, Ted, G, Tennessee
22. Gregory, Dick, B, Minnesota
23. Nestor, Paul, T/E, Maryland
24. Munding, Dick, T, Minnesota
25. Stoddard, Bob, T, Utah State
26. McElroy, Bucky, FB, S. Mississippi
27. Reid, Bob, B, Baylor
28. Scioscia, Karney, FB, Maryland
29. Riggs, Teddy, B, Rice
30. Shemonski, Bob, HB, Maryland

1953 (Jan 22)

1. Anderson, Billy, B, Compton J.C.
2. Bratkowski, Zeke, QB, Georgia
3. Rowekamp, Bill, B, Army, Missouri
4. Koch, Joe, B, Wake Forest
5. Jones, Stan, T, Maryland
- 6a. DeCarlo, Art, B, Georgia
- 6b. Gilbert, Kline, T, Mississippi (from SF)

- 7a. McElroy, Bucky, B, S. Mississippi
(from Washington)
- 7b. Bingham, Don, B, Sul Ross
8. Creamcheck, John, T, William & Mary
9. Ashley, Bruno, T, East Texas State
10. Moore, Jimmy, B, Florida A&M
- 11a. Slowsky, Jim, C, Georgetown
- 11b. Charney, Ralph, B, Kentucky
(from Pittsburgh)
12. Lawrence, Jim, T, Duke
13. Strickland, Larry, C, North Texas State
14. Carl, Harland, B, Wisconsin
15. Jecha, Ralph, G, Northwestern
16. Hatley, John, T, Sul Ross
17. Beal, Bob, E, California
18. Shirley, Jim, B, Clemson
19. Byrus, Bill, T, Iowa State
20. Mahin, Tom, T, Purdue
21. Martin, Wayne, E, TCU
22. Wood, Wayne, T, Memphis State
23. Mask, Jim, E, Mississippi
24. Hatcher, Paul, C, Arkansas City J.C.
25. Pickard, Clyde, G, Wake Forest
26. Evans, Bob, T, Pennsylvania
27. Wahlin, Marvin, B, Arizona State
28. Caldwell, Jim, T, Tennessee State
29. Lewis, Jack, E, Wake Forest
30. Brehany, Bill, QB, Virginia Military

1954 (Jan 28)

1. Wallace, Stan, HB, Illinois
2. Casares, Rick, FB, Florida
3. Meadows, Ed, T, Duke
4. Paterna, Fran, B, Notre Dame
5. Griffis, Bob, G, Furman
6. Hudson, John, G, Rice
7. Cecere, Ralph, B, Villanova
8. Garlington, Tom, T, Arkansas
9. Giel, Paul, B, Minnesota
10. Andrews, D.C., E, Hardin-Simmons
11. Wallin, Ron, B, Minnesota
12. Faragalli, Joe, G, Villanova
13. Seaholm, Julius, G, Texas
14. Miller, Ken, FB, Illinois
15. Hill, Harlon, E, N Alabama
16. Lindley, Earl, B, Utah State
17. Woodard, Lou, C, Sam Houston State
18. Moore, McNeil, B, Sam Houston State
19. Lum, Jim, T, Louisiana Tech
20. Ladd, Jim, E, Bowling Green
21. Cleere, Sonny, T, Abilene Christian
22. Sumner, Charlie, B, William & Mary
23. Lee, Herman, T, Florida A&M
24. Jarrett, Bill, B, West Virginia
25. Feamster, Tom, E, Florida State
26. Batkroka, Lou, B, Boston University
27. Oniskey, Dick, C, Tenn.-Chattanooga
28. Underwood, P.W., G, Mississippi State
29. Beale, Alvin, QB, Trinity (TX)
30. Haluska, Jim, B, Wisconsin



CHICAGO BEARS YEAR-BY-YEAR DRAFT PICKS

1955 (Jan 27-28)

1. Drzewiecki, Ron, HB, Marquette
2. Watkins, Bobby, HB, Ohio State
3. Choice to Cleveland
4. O'Malley, Joe, E, Georgia
5. Kendall, Leland, T, Oklahoma State
- 6a. Shannon, Dan, E, Notre Dame
(from Washington)
- 6b. Mosely, Henry, HB, M. Brown
7. Sturgess, Bruce, HB, William & Mary
8. Verkerk, Gene, T, North Texas State
9. Lavery, Jim, HB, Scranton
10. Allen, John, E, Arizona State
11. Redfield, Tom, E, Delaware
12. Bratt, Clarence, HB, Wisconsin
13. Cash, Norm, HB, Sul Ross
14. Nickla, Ed, G, Tennessee
15. Smith, J.D., FB, N Carolina A&T
16. Choice to Chicago Cardinals
17. Harrison, Mel, C, Sam Houston State
18. Roach, Claude, G, TCU
19. Jones, Allen, B, Baylor
20. James, Joe, T, Howard Payne
21. Hall, Choyce, C, MWestern State
22. Allison, Carl, B, Oklahoma
23. Barger, Jerry, B, Duke
24. Young, Joe, E, Marquette
25. Dees, Charley, T, Tyler J.C.
26. Jeter, Perry, HB, Cal Poly-SLO
27. Kinley, Joel, G, Tennessee
28. Wright, Charley, E, Pr. View A&M
29. Klein, Dick, T, Iowa
30. Fouts, Jerry, HB, MWestern St.

1956 (Nov 29, 1955 & Jan 12, 1956)

1. Schriewer, Menan "Tex," E, Texas
2. Brackett, M.L., T, Auburn
3. Choice to Cleveland
4. Mellekas, John, T, Arizona
5. Galimore, Willie, B, Florida A&M
6. Choice to Cleveland
7. Caroline, J.C., B, Illinois
8. Klawitter, Dick, C, South Dakota State
9. Vargo, Ken, C, Ohio State
10. Lucas, Dick, E, Boston College
11. Jankans, John, E, Arizona State
12. Cruze, Buddy, E, Tennessee
13. Grogg, Dick, G, Minnesota
14. Graham, Milt, E, Colgate
15. Fitzgerald, Dick, FB, Notre Dame
16. Brown, Ray, B, Florida
17. Adams, Tom, E, UCLA
18. Payton, Earl, B, Pr. View A&M
19. Smith, John, B, UCLA
20. Maxime, Charley, G, Auburn
21. Waddell, Jimmy, B, Compt. J.C.
22. Billings, Joe, T, Memphis State
23. Holt, Lou, E, Howard Payne
24. Castete, Jess, B, McNeese State
25. Hentschel, Jerry, T, Sam Houston St.
26. Orr, Don, B, Vanderbilt
27. Buchanan, Waylon, E, E. Texas State
28. Alexander, Bob, B, Trinity (CT)
29. Kriemeyer, Billy, B, Vanderbilt
30. Buckler, Jim, G, Alabama

1957 (Nov 27, 1956 & Jan 31, 1957)

1. Leggett, Earl, T, LSU
2. Swink, Jim, B, TCU
3. Knox, Ronnie, QB, UCLA
4. Johnson, Jack, B, Miami (FL)
5. Zucco, Vic, B, Michigan State
6. Dickinson, Bo, B, S. Mississippi
7. DeLuca, Gerry, T, Mid Tennessee St.
- 8a. Ward, Al, B, Yale (from PIT)
- 8b. Kilcullen, Bob, T, Texas Tech
9. Brown, Bill, G, Syracuse
10. Murphy, Bill, E/B, Fresno State
11. Hampton, Roger, B, McNeese State
12. Sorenson, Larry, T, Utah State
13. Williams, Don, B, Texas Tech
14. Schmidt, Bob, B, Memphis State
15. Hosek, Tony, E, West Virginia
16. Heuring, Ed, E, Maryland
17. Heine, Don, E, Murray State
18. Wharton, Al, G, Maryland
19. Hermesen, Lee, B, Marquette
20. Frazier, Al, B, Florida A&M
21. Janes, Jerry, E, LSU
22. Dalzell, Tom, T, Virginia Tech
23. Peroyea, Don, T, SE Louisiana
24. Lutterback, Ken, B, Evansville
25. Ryan, Joe, C, Villanova
26. Harris, Gehrig, B, Grambling
27. Brown, Nick, G, Fresno State
28. Emerson, Tom, G, Oklahoma
29. Caraway, Donnie, B, Houston
30. Wesley, Sam, B, Oregon State

1958 (Dec 2, 1957 & Jan 28, 1958)

1. Howley, Chuck, G, West Virginia
2. Dewveall, Willard, E, SMU
- 3a. Cooke, Ed, E, Maryland
- 3b. Healy, Don, T, Maryland (from CLE)
4. Barnes, Erich, B, Purdue
5. Jewett, Bob, E, Michigan State
6. Douglas, Merrill, B, Utah
7. Bentley, Gene, B, Texas Tech
8. Rutsch, Ed, T, George Washington
9. Anderson, Ralph, E, Cal St.-LA
10. Lewis, Aubrey, B, Notre Dame
11. Cinelli, Rocco, T, Wisconsin
12. Morris, Johnny, HB, Cal-Santa Barbara
13. Choice to New York Giants
14. Melnik, Bill, T, Army
15. Harryman, Jim, B, Compton J.C.
16. Plegler, Ken, T, Capital
17. Eaton, Dick, C, Richmond
18. Dupler, Phil, B, Duke
- 19a. Roehneit, Bill, G, Bradley (from GB)
- 19b. Chancey, Bill, E, West Virginia
20. Rutledge, Les, T, Michigan State
21. Miller, Bill, T, NM Highlands
22. Carter, Al, B, Tennessee
23. Daw, Ken, B, Sam Houston State
24. Moon, Russ, T, Virginia Tech
25. Barron, Bob, C, St. Norbert
26. Lyles, Bob, B, Memphis State
27. Napski, Ben, E, Northwestern
28. Main, Wilbur, B, Maryland
29. Hakes, Glen, G, New Mexico
30. Halum, Bobby, QB, Mid Tennessee St.

1959 (Dec 2, 1958)

1. Clark, Don, B, Ohio State
2. Petitbon, Richie, QB, Tulane
3. Johnson, Pete, B, Va. Military
4. Choice to LA Rams
5. Adams, John, B, Cal St.-LA
6. Cole, Fred, G, Maryland
7. Tucker, Jim, E, Tenn-Chatt. (from Phil)
- 8a. Clark, Dick, B, Baylor
- 8b. Smith, Willie, T, Michigan (from NYG)
9. Youmans, Maury, T, Syracuse
10. Coronado, Bobby, E, Pacific
11. Gray, Ed, T, N Texas State
12. Rowland, Justin, E, TCU
13. Jones, Gene, B, Rice
14. Robb, Joe, T, TCU
15. LeClerc, Roger, C, Trinity (CT)
16. Redding, Don, T, North Carolina
17. Neal, Willie, B, Jackson State
18. Asbury, Ken, B, Missouri Valley
19. Plain, Chris, T, Stanford
20. Carcatera, Tony, E, Elon
21. Stone, Donnie, B, Arkansas
22. Rubal, Lennie, B, William & Mary
23. Haller, Bob, T, NW Missouri State
24. Spain, Bob, T, Baylor
25. Huhn, Tom, C, St. Joseph's (IN)
26. Kunde, Bob, T, Capital
27. Aveni, John, E, Indiana
28. Williams, Bob, E, Notre Dame
29. Southern, Eddie, E, Texas
30. Jackson, Cliff, B, No. Car. Central

1960 (Nov 30, 1959)

1. Davis, Roger, G, Syracuse
2. Choice to Washington
3. Meredith, Don, QB, SMU
4. Martin, Billy, B, Minnesota
5. Norman, Dick, QB, Stanford
6. Kovac, Ed, B, Cincinnati
7. Bivins, Charley, B, Morris Brown
8. Manning, Pete, E, Wake Forest
9. Kirk, Ken, C, Mississippi
10. Choice to Pittsburgh
- 11a. Fanning, Stan, T, Idaho (from PHI)
- 11b. Shaw, Glenn, HB, Kentucky
12. Budrewicz, Tom, T, Brown
13. Spada, Bob, E, Duke
14. Sorey, Jim, T, Texas Southern
15. Lashua, Warren, B, Whitworth
16. Farrington, John, E, Prairie View A&M
17. Hanna, Jim, E, USC
18. King, Claude, B, Houston
19. Roberts, Lloyd, T, Georgia
20. Coia, Angelo, B, USC

1961 (Dec 27-28, 1960)

1. Ditka, Mike, E, Pittsburgh
2. Brown, Bill, B, Illinois
3. Gibson, Claude, B, No. Carolina State
4. Ladd, Ernie, T, Grambling
5. Lincoln, Keith, B, Washington State
6. Fleming, George, B, Washington
7. Pyle, Mike, C, Yale
8. Ryan, Ed, B, Michigan State
9. Bethune, Bob, B, Mississippi State

10. Harness, Jason, E, Michigan State
11. Fewell, Sam, T, South Carolina
12. Dyer, Howard, QB, Va. Military
13. McLeod, Bob, E, Abilene Christian
14. Tyrer, Jim, T, Ohio State
15. Linning, Chuck, T, Miami (FL)
16. Brazier, Wayne, C, Auburn
17. Farfield, Rossie, E, No. Car. Central
18. Finn, John, T, Louisville
19. Charles, Ben, QB, South Carolina
20. Mason, Gordon, B, Tennessee Tech

1962 (Dec 4, 1961)

1. Bull, Ronnie, B, Baylor
- 2a. Brock, Clyde, T, Utah St. (from PIT)
- 2b. McRae, Bennie, B, Michigan
- 3a. Bates, Jim, E, USC (from DAL)
- 3b. Hull, Bill, E, Wake Forest
4. Cadile, Jim, T, San Jose State
- 5a. Burton, Mac, E, San Jose State (from Washington)
- 5b. Tunnicliff, Bill, FB, Michigan
6. Choice to Philadelphia
7. O'Bradovich, Ed, E, Illinois
- 8a. Reynolds, Ed, T, Tulane
- 8b. Onesti, Larry, C, Northwestern (from New York Giants)
9. Winston, Kelton, HB, Wiley
10. Weaver, LeRoy, B, Adams State
11. Robinson, Jerry, HB, Grambling
12. Watts, Bill, T, Miami (FL)
13. Perkowski, Joe, B, Notre Dame
14. Von Sonn, Andy, C, UCLA
15. Martin, Kent, T, Wake Forest
16. Nelson, John, C, Xavier (OH)
17. Glass, Glenn, HB, Tennessee
18. Neck, Tommy, B, LSU
19. Kellum, Bill, T, Tulane
20. Roberts, Jack, T, Ohio State

1963 (Dec 3, 1962)

- 1a. Choice to Los Angeles Rams
- 1b. Behrman, Dave, C, Michigan State (from Pittsburgh)
- 2a. Barnett, Steve, T, Oregon (from DAL)
- 2b. Jencks, Bob, E, Miami (OH)
3. Glueck, Larry, DB, Villanova
- 4a. Sanders, Stan, E, Whittier (from SF)
- 4b. Mitchell, Charley, HB, Washington (from Pittsburgh)
- 4c. Choice to Baltimore
5. Choice to San Francisco
- 6a. Johnson, John, T, Indiana (from PIT)
- 6b. Mathieson, Dave, QB, Washington St.
7. Underhill, Paul, B, Missouri
8. Harmon, Dennis, DB, So. Illinois
- 9a. Day, Monte, T, Fresno St. (from DAL)
- 9b. Watson, Dave, LB, Georgia Tech
10. Hoerster, Ed, LB, Notre Dame
11. Tullis, James, DB, Florida A&M
12. Drummond, Dick, B, Geo. Washington
13. Szumczyk, John, FB, Trinity (CT)
14. Banks, Gordon, B, Fisk
15. Dentel, Bob, C/LB, Miami (FL)

16. Caylor, Lowell, DB, Miami (OH)
17. Sisk, John, B, Miami (FL)
18. Slabaugh, Jeff, E, Indiana
19. Yaksick, Bob, DB, Rutgers
20. Gregory, John, E, Bal.-Wallace

1964 (Dec 2, 1963)

1. Evey, Dick, T, Tennessee
- 2a. Choice to Pittsburgh
- 2b. Martin, Billy, E, Georgia Tech (from Los Angeles Rams)
- 2c. Crain, Pat, HB, Clemson (from PIT)
3. Blanks, Sid, HB, Texas A&I
- 4a. Budka, Frank, HB, Notre Dame
- 4b. Reilly, Mike, LB, Iowa (from MIN)
5. Conners, Dan, T, Miami (FL)
6. Jones, Jimmy, E, Wisconsin
7. Logan, Chuck, E, Northwestern
8. Rakestraw, Larry, QB, Georgia
9. Wilkinson, Jay, HB, Duke
10. Brown, Mike, B, Delaware
11. Leeuwenberg, Dick, T, Stanford
12. Horton, Bob, FB, Boston University
13. Webb, Cloyd, E, Iowa
14. Francisco, Kent, T, UCLA
15. Burman, George, T, Northwestern
16. Butler, Roderick, HB, E. Illinois
17. Kasapis, Constantinos, T, Iowa
18. Batts, Bob, HB, Texas Southern
19. Whitehead, Jim, T, Georgia
20. Niglio, Dick, FB, Yale

1965 (Nov 28, 1964)

- 1a. Butkus, Dick, LB, Illinois (from PIT)
- 1b. Sayers, Gale, HB, Kansas
- 1c. DeLong, Steve, T, Tennessee (from Washington)
2. Choice to Cleveland
3. Choice to Cleveland
4. Nance, Jim, FB, Syracuse
5. Choice to Los Angeles Rams
6. Carey, Tony, HB, Notre Dame
- 7a. Gordon, Dick, HB, Michigan State
- 7b. Sutton, Mickey, B, Auburn (from Washington)
8. Schweda, Brian, T, Kansas
9. Ambrusko, Ken, B, Maryland
10. Murphy, Dennis, T, Florida
11. Cornish, Frank, T, Grambling
12. Cox, Steve, T, South Carolina
13. Daniels, Dave, T, Florida A&M
14. Pivec, Dave, E, Notre Dame
15. Robinson, Art, B, Cal St.-LA
16. Pitts, Frank, E, Southern
17. LaFramboise, Tom, QB, Louisville
18. Schwager, Mike, T, Maryland
19. Bobich, Lou, K, Michigan State
20. Kurek, Ralph, FB, Wisconsin

1966 (Nov 27, 1965)

1. Rice, George, T, LSU
2. Brown, Charlie, DB, Syracuse
3. Pickens, Bob, T, Nebraska
- 4a. Jackson, Randy, T, Florida (from PIT)
- 4b. Buffone, Doug, LB, Louisville

5. Choice to Minnesota
- 6a. Brewster, Dennis, T, BYU (from Washington)
- 6b. McRae, Franklin, DT, Tennessee State
7. Myer, Ron, QB, South Dakota State
8. McFalls, Doug, DB, Georgia
9. Greenlee, Fritz, E, Arizona
10. Burnett, Bobby, HB, Arkansas
11. Owens, Terry, E, Jacksonville State
12. Page, Wayne, DE, Clemson
13. Becker, Wayne, T, Montana
14. Buckner, Mike, DB, Northwestern
15. Kollman, Jim, G, Oregon
16. Senkbeil, Lynn, LB, Nebraska
17. Gentry, Curtis, DB, Md-E Shore
18. Kines, Charley, T, Michigan
19. Haberer, Roger, HB, Eastern Illinois
20. Sellers, Goldie, HB, Grambling

1967 (Mar 14)

1. Phillips, Loyd, DE, Arkansas
2. Jones, Bob, DB, San Diego State
3. Lyle, Gary, HB, George Washington
- 4a. Dodd, Al, DB, N'western St. (LA)
- 4b. Greenlee, Tom, DB, Washington (from Los Angeles Rams)
5. Alford, Bruce, K, TCU
- 6a. Carter, Virgil, QB, BYU
- 6b. Kriewald, Doug, G, West Texas State
7. Truitt, John, E, Indiana State
- 8a. Murphy, Roger, E, Northwestern
- 8b. Griffin, Jerry, LB, SMU
9. Cass, Greg, C, Washington
10. Choice to Washington
11. Mayo, Earl, HB, Morgan State
12. Green, Bruce, E, Midland Lutheran
13. Carstens, Kaye, DB, Nebraska
14. Nesbitt, Lynn, G, Wake Forest
15. Oakes, Terry, DE, Cal St.-SF
16. Rogers, Bill, DB, Weber State
17. Myers, Jack, LB, Western State (CO)

1968 (Jan 30-31)

1. Hull, Mike, RB, USC
2. Wallace, Bob, E, Texas-El Paso
- 3a. Hazelton, Major, DB, Florida A&M (from Atlanta)
- 3b. Choice to Dallas
- 4a. Mass, Wayne, T, Clemson
- 4b. Bush, Alan, G, Mississippi (from Los Angeles Rams)
5. Turner, Cecil, FL, Cal Poly-SLO
6. Schmedding, Jim, C, Weber State
7. Holman, Willie, DE, South Carolina St.
8. Bell, Wayne, RB, Lenior-Rhyne
9. Moore, Sam, T, Miss. Valley State
10. Davis, Fred, G, Doane
11. Coady, Rich, TE, Memphis State
12. Valle, Emilio, LB, New Mexico
13. Dearion, Willie, FL, Pr. View A&M
14. Gargus, Harold, DT, New Mexico State
15. Jaeger, Rich, C, Gustavus
16. Murphy, Jim, K, Utah State
17. Layton, Gene, DT, Colorado State



CHICAGO BEARS YEAR-BY-YEAR DRAFT PICKS

1969 (Jan 28-29)

1. Mayes, Rufus, T, Ohio State
2. Douglass, Bobby, QB, Kansas State
3. Montgomery, Ross, RB, TCU
4. Redmond, Rudy, DB, Pacific
5. Winegardner, Jim, TE, Notre Dame
6. Nicholson, Bill, DE, Stanford
7. Copeland, Ron, FL, UCLA
8. Hubbell, Webb, G, Arkansas
9. Aluise, Joe, RB, Arizona
10. Pearson, Ron, TE/LB, Maryland
11. Campbell, Sam, DT, Iowa State
12. Hale, Dave, DE, Ottawa
13. Quinn, Tom, DB, Notre Dame
14. Ehrig, Ronnie, DB, Texas
15. Coble, Bob, P, Kansas State
16. Stydahr, Dave, G, Purdue
17. Long, Bob, SE, Texas A&M

1970 (Jan 27-28)

1. Choice to Green Bay
2. Choice to Dallas
3. Farmer, George, WR, UCLA
- 4a. Larson, Lynn, T, Kansas State
- 4b. Brupbacher, Ross, LB, Texas A&M (from Los Angeles Rams)
5. Choice to New Orleans
- 6a. Cutbuth, Bobby, QB, Oklahoma State
- 6b. Curchin, Jeff, T, Florida State (from St. Louis)
7. Choice to Philadelphia
8. Stephenson, Dana, DB, Nebraska
9. Cole, Linzy, WR, TCU
10. Holloway, Glen, G, North Texas State
11. Rose, Ted, TE, N Michigan
12. Davis, Butch, DB, Missouri
13. Gunn, Jimmy, DB, USC
14. Morgan, Jim, WR, Henderson State
15. Abraira, Phil, DB, Florida State
16. Helterbran, Bob, G, North Texas State
17. Brunson, Joe, DT, Furman

1971 (Jan 28-29)

1. Moore, Joe, RB, Missouri
- 2a. Harrison, Jim, RB, Missouri (from NO)
- 2b. Ford, Charles, DB, Houston
- 3a. McGee, Tony, DE, Bishop
- 3b. Newton, Bob, T, Nebraska (from Los Angeles Rams)
4. Moore, Jerry, DB, Arkansas
5. Choice to San Francisco
6. Thomas, Earl, TE, Houston (from BUF)
- 7a. Lee, Buddy, QB, LSU
- 7b. Ferris, Dennis, RB, Pittsburgh (from Los Angeles Rams)
8. Weiss, Karl, T, Vanderbilt
9. McClain, Lester, WR, Tennessee
10. Rowden, Larry, LB, Houston
11. Hardy, Cliff, DB, Michigan State
12. Booras, Steve, DE, Mesa J.C.
13. Nicholas, Ed, T, N Carolina State
14. Lewis, Willie, RB, Arizona
15. Maciejowski, Ron, QB, Ohio State
16. Bailey, Sid, DE, Texas-Arlington
17. Garganes, Ray, LB, Millersville

1972 (Feb 1-2)

- 1a. Antoine, Lionel, T, Southern Illinois (from New York Giants)
- 1b. Clemons, Craig, DB, Iowa
2. Choice to Philadelphia
3. Musso, Johnny, RB, Alabama
4. Choice to Los Angeles Rams
5. Parsons, Bob, TE, Penn State
- 6a. Pifferini, Bob, LB, UCLA (from CIN)
- 6b. Choice to Green Bay
- 7a. Fassel, Jim, QB, Long Beach State
- 7b. Osborne, Jim, DT, Southern (from Dallas)
8. Wirtz, Ralph, WR, North Dakota State
9. Horton, Larry, DE, Iowa
10. Turnbull, Jack, C, Oregon State
11. Wimberly, Ed, DB, Jackson State
12. Neill, Doug, RB, Texas A&M
13. Road, Jay, T, South Dakota-S'field
14. Brown, Bob, WR, Rice
15. Lawson, Roger, RB, W Michigan
16. McKinney, Bill, LB, West Texas State
17. Dickinson, LeVerne, DB, Southern

1973 (Jan 30-31)

1. Chambers, Wally, DE, E. Kentucky
- 2a. Huff, Gary, QB, Florida State
- 2b. Hrivnak, Gary, DT, Purdue (from DAL)
3. Choice to Detroit
4. Choice to Baltimore
- 5a. Ellis, Allan, DB, UCLA (from PHI)
- 5b. Choice to San Francisco
6. Creaney, Mike, C, Notre Dame
7. Choice to Los Angeles Rams
8. Graham, Conrad, DB, Tennessee
9. Deutsch, Mike, RB, North Dakota
10. Barry, Bill, WR, Mississippi
11. Seigler, Ed, K, Clemson
12. Griffin, Mike, G, Arkansas
13. Cieszkowski, John, RB, Notre Dame
14. Juenger, Dave, WR, Ohio University
15. Rives, Don, LB, Texas Tech
16. Hart, Bill, C, Michigan
17. Roach, Larry, DB, Oklahoma

1974 (Jan 29-30)

- 1a. Bryant, Waymond, LB, Tennessee St.
- 1b. Gallagher, Dave, DL, Michigan (from Washington)
2. Choice to New England
- 3a. Wheeler, Wayne, WR, Alabama (from San Diego)
- 3b. Horton, Greg, G/T, Colorado
- 3c. Taylor, Cliff, RB, Memphis State (from New England)
4. Choice to Pittsburgh
5. Choice to Philadelphia
6. Choice to Green Bay
7. Ettinger, Jack, WR, Arkansas
- 8a. Chadwick, Alan, QB, E. Tennessee St.
- 8b. Grandberry, Ken, RB, Washington (from New England)
9. Choice to Miami
10. Choice to Cleveland
11. Hodgins, Norm, DB, LSU
12. Sevy, Jeff, DT, California

13. Barnes, Joe, QB, Texas Tech
14. Vellano, Paul, DT, Maryland
15. Alexander, Oliver, TE, Grambling
16. Geist, Randy, DB, Colorado
17. Holland, Craig, QB, Texas-Arlington

1975 (Jan 28-29)

1. Payton, Walter, RB, Jackson State
2. Hartenstine, Mike, DE, Penn State
3. Choice to Baltimore
4. Livers, Virgil, DB, Western Kentucky
- 5a. Choice to Washington
- 5b. Sorey, Revie, G, Illinois (from NO)
- 6a. Avellini, Bob, QB, Maryland
- 6b. Hicks, Tom, LB, Illinois (from Los Angeles Rams)
- 7a. Choice to Baltimore
- 7b. Douthitt, Earl, DB, Iowa (from WAS)
- 8a. Choice to Baltimore through Denver
- 8b. Harris, Joe, LB, Georgia Tech (from New England)
9. Stillwell, Roger, DT, Stanford
- 10a. Choice to Miami
- 10b. Julius, Mike, G, St. Thomas (MN) (from Los Angeles Rams)
11. Dean, Mike, K, Texas
12. Plank, Doug, DB, Ohio State
13. McDaniel, Charles, RB, La. Tech
14. Hartfield, Walter, RB, SW Texas State
15. Marcantonio, Steve, WR, Miami (FL)
16. Beckman, Witt, WR, Miami (FL)
17. Harper, Roland, RB, Louisiana Tech

1976 (Apr 8-9)

- 1a. Lick, Dennis, T, Wisconsin (from GB)
- 1b. Choice to Detroit
2. Choice to Pittsburgh
- 3a. Baschnagel, Brian, WR, Ohio State (from New England)
- 3b. Choice to Detroit
- 4a. Sciarra, John, DB, UCLA
- 4b. Rhodes, Wayne, DB, Alabama (from Detroit)
5. Choice to Baltimore
- 6a. Jiggetts, Dan, T, Harvard (from CLE)
- 6b. Choice forfeited
7. Muckenturm, Jerry, LB, Arkansas St.
8. Choice to Oakland
9. Choice to Philadelphia
10. Choice to Washington
11. Andersen, Norm, WR, UCLA
12. O'Leary, John, RB, Nebraska
13. Kasowski, Dale, RB, North Dakota
14. Cuie, Ron, RB, Oregon State
15. Meyers, Jerry, DT, Northern Illinois
16. Parker, Ronald, TE, TCU
17. Malham, Mike, LB, Arkansas State

1977 (May 3-4)

1. Albrecht, Ted, T, California
2. Spivey, Mike, DB, Colorado
- 3a. Earl, Robin, RB, Washington (from New York Giants)
- 3b. Choice to Miami
4. Choice to Pittsburgh
5. Choice to Oakland

- 6a. Evans, Vince, QB, USC (from TB)
- 6b. Choicé to Philadelphia
7. Butler, Gerald, WR, Nicholls St.
8. Choice to New York Jets
9. Buonamici, Nick, DT, Ohio State
10. Breckner, Dennis, DE, Miami (FL)
11. Zelencik, Connie, C, Purdue
12. Irvin, Terry, DB, Jackson State

1978 (May 2-3)

1. Choice to LA Rams
2. Choice to San Francisco
3. Shearer, Brad, DT, Texas
4. Choice to Kansas City
5. Choice to Cincinnati
- 6a. Skibinski, John, RB, Purdue (from KC)
- 6b. Jeremia, Mekeli, DE, BYU
7. Jones, Herman, WR, Ohio State
8. Freitas, George, TE, California
9. Martin, Mike, LB, Kentucky
10. Zambiasi, Ben, LB, Georgia
11. Underwood, Walt, DE, USC
12. Sibley, Lew, LB, LSU

1979 (May 3-4)

- 1a. Hampton, Dan, DT, Arkansas (from Tampa Bay)
- 1b. Harris, Al, DE, Arizona State
2. Watts, Rickey, WR, Tulsa
3. McClendon, Willie, RB, Georgia
4. Choice to Cincinnati
5. Choice to Dallas
6. Sullivan, John, LB, Illinois
7. Kunz, Lee, LB, Nebraska
8. Moss, Rick, DB, Purdue
9. Heavens, Jerome, RB, Notre Dame
10. Restic, Joe, DB, Notre Dame
11. Wright, Bob, T, Cincinnati
12. Becker, Dave, DB, Iowa

1980 (Apr 29-30)

1. Wilson, Otis, LB, Louisville
2. Suhey, Matt, RB, Penn State
3. Choice to Dallas
4. Thompson, Arland, G, Baylor
5. Tabor, Paul, C, Oklahoma
6. Guess, Mike, DB, Ohio State
7. Tolbert, Emanuel, WR, SMU
8. Clark, Randy, G, Northern Illinois
9. Schonert, Turk, QB, Stanford
10. Stephens, Willie, DB, Texas Tech
11. Judge, Chris, DB, TCU
12. Fisher, Robert, TE, SMU

1981 (Apr 28-29)

1. Van Horne, Keith, T, USC
- 2a. Singletary, Mike, LB, Baylor (from SF)
- 2b. Choice to San Francisco
3. Margerum, Ken, WR, Stanford
4. Bell, Todd, DB, Ohio State
5. Choice to San Francisco
6. Henderson, Reuben, DB, So. Dak St.
7. Fisher, Jeff, DB, USC
8. Zettek, Scott, DT, Notre Dame
9. Ditta, Frank, G, Baylor
10. Clifford, Tim, QB, Indiana

11. Johnson, Lonnie, RB, Indiana
12. Shupryt, Bob, LB, New Mexico

1982 (Apr 27-28)

1. McMahon, Jim, QB, BYU
2. Choice to Tampa Bay
3. Wrightman, Tim, TE, UCLA
4. Gentry, Dennis, RB, Baylor
- 5a. Hartnett, Perry, G, SMU
- 5b. Tabron, Dennis, DB, Duke (from SD)
6. Becker, Kurt, G, Michigan
7. Waechter, Henry, DT, Nebraska
8. Doerger, Jerry, T, Wisconsin
9. Hatchett, Mike, DB, Texas
10. Turner, Joe, DB, USC
11. Boliaux, Guy, LB, Wisconsin
12. Young, Ricky, LB, Oklahoma State

1983 (Apr 26-27)

- 1a. Covert, Jim, T, Pittsburgh
- 1b. Gault, Willie, WR, Tennessee (from Tampa Bay)
2. Richardson, Mike, DB, Arizona State
3. Duerson, Dave, DB, Notre Dame
- 4a. Thayer, Tom, C, Notre Dame
- 4b. Dunsmore, Pat, TE, Drake (from SD)
5. Choice to New England
6. Choice to Cleveland
7. Choice to Cleveland
- 8a. Dent, Richard, DE, Tennessee State
- 8b. Bortz, Mark, DT, Iowa (from SD)
- 9a. Fada, Rob, G, Pittsburgh
- 9b. Zavagnin, Mark, LB, Notre Dame (from Cleveland)
10. Hutchison, Anthony, RB, Texas Tech
11. Worthy, Gary, RB, Wilmington
- 12a. Williams, Oliver, WR, Illinois (from SF)
- 12b. Choice to San Diego

1984 (May 1-2)

1. Marshall, Wilber, LB, Florida
2. Rivera, Ron, LB, California
3. Humphries, Stefan, G, Michigan
4. Andrews, Tom, G, Louisville
5. Choice to Washington
6. Choice to Dallas
7. Robertson, Nakita, RB, Cent. Arkansas
8. Anderson, Brad, WR, Arizona
- 9a. Choice to San Francisco
- 9b. Casale, Mark, QB, Montclair State (from Cleveland)
- 10a. Vestman, Kurt, TE, Idaho
- 10b. Gayle, Shaun, DB, Ohio State (from Cleveland)
- 11a. Choice to LA Rams
- 11b. Butkus, Mark, DT, Illinois (from CLE)
- 12a. Choice to Miami
- 12b. Jordan, Donald, RB, Houston (from Cleveland)

1985 (Apr 30 - May 1)

1. Perry, William, DT, Clemson
2. Phillips, Reggie, DB, SMU
3. Maness, James, WR, TCU
4. Butler, Kevin, K, Georgia
5. Choice to New York Jets
6. Choice to LA Rams
7. Bennett, Charles, DE, SW Louisiana
8. Buxton, Steve, T, Indiana State
9. Sanders, Thomas, RB, Texas A&M
10. Coryatt, Pat, DT, Baylor
11. Morrissey, Jim, LB, Michigan State
12. Choice to San Diego

1986 (Apr 29-30)

1. Anderson, Neal, RB, Florida
2. Jackson, Vestee, DB, Washington
3. Williams, David, WR, Illinois
4. Blair, Paul, T, Oklahoma State
5. Barnes, Lew, WR, Oregon
6. Powell, Jeff, RB, Tennessee
7. Jones, Bruce, DB, North Alabama
8. Douglass, Maurice, DB, Kentucky
9. Teltschik, John, P, Texas
10. Hundley, Barton, DB, Kansas State
11. Kozlowski, Glen, WR, BYU
12. Choice to San Diego

1987 (Apr 28-29)

1. Harbaugh, Jim, QB, Michigan
2. Morris, Ron, WR, SMU
3. Choice to Cleveland through LA Rams for Doug Flutie
- 4a. Smith, Sean, DE, Grambling (from Los Angeles Rams)
- 4b. Choice to LA Raiders
- 5a. Bryan, Steve, DE, Oklahoma (from Houston)
- 5b. Johnson, Will, LB/DE, NE Louisiana
- 6a. Adickes, John, C, Baylor (from Los Angeles Raiders)
- 6b. Choice to Los Angeles Rams
7. Harris, Archie, T, William & Mary
8. Miglizzo, Paul, LB, Oklahoma
9. Heimuli, Lakei, FB, BYU
10. Chapura, Dick, DT, Missouri
11. Jessie, Tim, RB, Auburn
12. Jeffries, Eric, DB, Texas

1988 (Apr 24-25)

- 1a. Muster, Brad, FB, Stanford
- 1b. Davis, Wendell, WR, LSU (from WAS for Wilber Marshall)
2. Jones, Dante, LB, Oklahoma
3. Jarvis, Ralph, DE, Temple
4. Thornton, Jim, TE, Cal. St.-Fullerton
5. Johnson, Troy, LB, Oklahoma
6. Stinson, Lemuel, CB, Texas Tech
7. Rentie, Caesar, T, Oklahoma
- 8a. Tate, David, S, Colorado (from NE for Doug Flutie)
- 8b. Reed, Harvey, RB, Howard
9. Magee, Rogie, WR, LSU
10. Porter, Joel, T, Baylor
11. Forch, Steve, LB, Nebraska
12. Clark, Greg, LB, Arizona State



CHICAGO BEARS YEAR-BY-YEAR DRAFT PICKS

1989 (Apr 23-24)

- 1a. Woolford, Donnell, DB, Clemson
(from LA Raiders for Willie Gault)
- 1b. Armstrong, Trace, DE, Florida
(from WAS for Wilber Marshall)
- 1c. (To Miami for Dolphins' 2nd and 3rd-round picks)
- 2a. Roper, John, LB, Texas A&M
(from MIA for CHI first-round pick)
- 2b. Watson, Dave, T, California
- 3a. Fontenot, Jerry, C, Texas A&M
(from MIA for CHI first-round pick)
- 3b. Choice to Philadelphia
- 4a. Paul, Markus, S, Syracuse
(from LA Raiders for fourth- and sixth-rounders)
- 4b. Choice to WAS through LA Raiders
- 5a. Green, Mark, RB, Notre Dame
(from Philadelphia)
- 5b. Gilbert, Greg, LB, Alabama
6. Choice to LA Raid with CHI fourth for Raiders' fourth
- 7a. Brothers, Richard, S, Arkansas
(from Philadelphia)
- 7b. Snyder, Brent, QB, Utah State
- 8a. Woods, Tony, DT, Oklahoma
(from Philadelphia)
- 8b. Dyko, Chris, T, Washington State
- 9a. Harper, LaSalle, LB, Arkansas
(from Philadelphia)
- 9b. Sanders, Byron, RB, Northwestern
- 10a. Millikan, Todd, TE, Nebraska
(from Philadelphia)
- 10b. Simpson, John, WR, Baylor
- 11a. Nelms, Joe, DT, California
(from Philadelphia)
- 11b. Streeter, George, S, Notre Dame
- 12a. Weygand, Freddy, WR, Auburn
(from Philadelphia)
- 12b. Phillips, Anthony, G, Oklahoma

1990 (Apr 22-23)

1. Carrier, Mark, S, USC
- 2b. Washington, Fred, DT, TCU
- 2b. Cox, Ron, LB, Fresno State
(from SD in McMahon trade)
- 3a. Ryan, Tim, DT, USC
- 3b. Willis, Peter Tom, QB, Florida State
(from Raiders in Willie Gault trade)
4. Moss, Tony, WR, LSU
5. Chaffey, Pat, FB, Oregon State
6. Mangum, John, DB, Alabama
- 7a. Choice to LA Raiders
- 7b. Anderson, Bill, C, Iowa
(from Raiders for CHI seventh-round pick)
8. Rouse, James, RB, Arkansas
9. Bailey, Johnny, RB, Texas A&I
10. Price, Terry, DT, Texas A&M
- 11a. White, Brent, DE, Michigan
- 11b. Matusz, Roman, T, Pittsburgh
(from Raiders for CHI seventh-round pick)
12. Cooney, Anthony, DB, Arkansas

1991 (Apr 21-22)

1. Thomas, Stan, T, Texas
2. Zorich, Chris, DT, Notre Dame
3. Gardocki, Chris, P/K, Clemson
4. Johnson, Joe, CB, NC State
5. Morgan, Anthony, WR, Tennessee
6. Lewis, Darren, RB, Texas A&M
7. Justin, Paul, QB, Arizona State
8. Horton, Larry, DB, Texas A&M
9. Stonebreaker, Michael, LB, No. Dame
10. Backes, Tom, DE, Oklahoma
11. Long, Stacy, G, Clemson
12. Cook, John, DT, Washington

1992 (Apr 26-27)

1. Spellman, Alonzo, DT, Ohio State
2. Auzenne, Troy, T, California
3. Lincoln, Jeremy, CB, Tennessee
4. Furrer, Will, QB, Virginia Tech
5. Harrison, Todd, TE, NC State
6. Berry, Mark, DB, Texas
7. Brown III, John, WR, Houston
8. (Choice to NYJ on 8/18/91 for Ron Mattes)
9. Jurkovic, Mirko, G, Notre Dame
10. Fisher, Nikki, FB, Virginia
11. Age, Louis, T, SW Louisiana
12. Wilson, Chris, LB, Oklahoma

1993 (Apr 25-26)

1. Conway, Curtis, WR/KR, USC
2. Simpson, Carl, DT, Florida State
3. Gedney, Chris, TE, Syracuse
- 4a. Choice to Indianapolis for fourth- and sixth-round picks
- 4b. Perry, Todd, G, Kentucky (from CLE in Jay Hilgenberg trade)
- 4c. Baker, Myron, LB, La. Tech (from IND)
- 4d. Fontenot, Al, DE, Baylor
(from GB for CHI 5th and 6th from IND)
5. (Traded with 6th-round pick to GB for 4th-round)
6. Hoffmann, Dave, MLB, Washington
7. Johnson, Keshon, CB, Arizona
8. (To Seattle for restricted free agent Joe Cain)

1994 (Apr 24-25)

1. Thierry, John, DE, Alcorn State
2. Spears, Marcus, T, NW St. (LA)
3. Flanigan, Jim, DT, Notre Dame
4. Harris, Raymont, FB, Ohio State
5. (from Dallas on 8/17/93 with V. Smith and Minter for Roper, Blackwell, and Paul; traded to Pittsburgh 10/19/93 for Tim Worley)
6. Hill, Lloyd, WR, Texas Tech
7. Collier, Dennis, S, Colorado

1995 (Apr 22-23)

1. Salaam, Rashaan, RB, Colorado
- 2a. Riley, Pat, DL, Miami (FL)
- 2b. Sauerbrun, Todd, P, West Virginia
(from Miami on 4/4/95 for Trace Armstrong)

- 3a. Harris, Sean, LB, Arizona
- 3b. Pilgrim, Evan, G, BYU
(from Miami for Trace Armstrong)
4. Jackson, Jack, WR, Florida
5. (To Pittsburgh on 4/29/94 for Jeff Graham)
- 6a. Gales, Kenny, CB, Wisconsin
- 6b. Reeves, Carl, DE, North Carolina St.
(from Dallas 8/17/93)
7. Cox, Jamal, LB, Georgia Tech

1996 (Apr 20-21)

- 1a. Harris, Walt, CB, Miss. St. (from STL)
- 1b. (To STL with third- and sixth-round picks for first-round pick)
2. Ingram, Bobby, WR, Penn St.
3. (Traded to STL with CHI first- and sixth-round picks)
4. Grasmanis, Paul, DT, Notre Dame
5. Villarrial, Chris, C/G, Indiana (PA)
- 6a. Clark, Jon, T Temple
- 6b. (To STL - CHI got pick from DAL in Jim Schwantz trade 8/28/94)
- 7a. Keyes, Marcus, DT, North Alabama
- 7b. Hicks, Michael, RB, So. Car. State
(Compensatory pick)

1997 (Apr 19-20)

1. (To SEA for QB Rick Mirer and 1997 4th round pick)
2. Allred, John, TE, USC
(From St. Louis for 1997 2nd and 6th round picks)
3. Sapp, Bob, G, Washington
- 4a. Autry, Darnell, RB, Northwestern
(From Seattle in Mirer trade)
- 4b. Robinson, Marcus, WR, So. Carolina
5. Hiles, Van, S, Kentucky
- 6a. (To STL in 1997 2nd round pick swap)
- 6b. Swayda, Shawn, DE, Arizona State
(Compensatory pick)
- 6c. Parker, Ricky, S, San Diego State
(Compensatory pick)
- 6d. Hogans, Richard, LB, Memphis
(Compensatory pick)
- 7a. Miano, Mike, DT, SW Mo. State
- 7b. Thomas, Marvin, DE, Memphis
(Compensatory pick)

1998 (Apr 18-19)

1. Enis, Curtis, RB, Penn State
2. Parrish, Tony, S, Washington
3. Kreutz, Olin, C-G, Washington
4. Mayes, Alonzo, TE, Oklahoma State
5. (Pick traded to Kansas City for WR Chris Penn)
- 6a. Draft, Chris, LB, Stanford
- 6b. **Mannely, Patrick, T, Duke**
(Compensatory pick)
- 7a. (Pick traded to Jacksonville for OL Jimmy Herndon)
- 7b. Overhauser, Chad, G, UCLA
(Pick from SF for LB Anthony Peterson)
- 7c. Moreno, Moses, QB, Colorado State
(Compensatory pick)

1999 (Apr 17-18)

- 1a. (To WAS for first-, third-, fourth- and fifth-round picks and a third-round pick in 2000)
- 1b. McNown Cade, QB, UCLA (from Washington)
- 2a. (To WAS for second- and fifth-round picks)
- 2b. (To OAK with fourth-rounder for second-, third- and fourth-round picks)
- 2c. Davis, Russell, DL, North Carolina (from Oakland)
- 3a. Tucker, Rex, OL, Texas A&M
- 3b. Bates, D'Wayne, WR, Northwestern (from Washington)
- 3c. Booker, Marty, WR, NW Louisiana (from Oakland)
- 4a. Holdman, Warrick, LB, Texas A&M (from Washington)
- 4b. Colvin, Rosevelt, DE, Purdue (from Oakland)
- 5a. (To San Diego in 6/98 for Sean Lee)
- 5b. Wisne, Jerry, OL, Notre Dame (from Washington)
- 5c. Samuel, Khari, LB, UMass (from Washington)
- 5d. Azumah, Jerry, CB, New Hampshire (from Kansas City)
- 6a. (To Cleveland for sixth- and seventh-round picks)
- 6b. Cook, Rashard, S, USC (from Cleveland)
- 7a. (To Cleveland for two seventh-round picks)
- 7b. (To Green Bay for Glyn Milburn)
- 7c. Sanford, Sulcio, WR, Mid. Tenn. St. (from Cleveland)
- 7d. Finn, Jim, FB, Pennsylvania (from Cleveland)

2000 (Apr 15-16)

1. **Urlacher, Brian, LB, New Mexico**
2. Brown, Mike, S, Nebraska
- 3a. White, Dez, WR, Georgia Tech
- 3b. Lyman, Dustin, TE, Wake Forest (from Washington)
- 4a. (to STL for fourth-, fifth- and seventh-round picks)
- 4b. Austin, Reggie, CB, Wake Forest (from St. Louis)
- 5a. (to New Orleans for WR Eddie Kennison)
- 5b. (to San Francisco for sixth- and seventh-round picks)
- 6a. Murphy, Frank, RB, Kansas State (from San Francisco)
- 6b. Edinger, Paul, K, Michigan State
- 7a. (to Cleveland with another seventh for three seventh-rounders)
- 7b. (to Tennessee for LB Lemanski Hall)
- 7c. Cotton, James, DE, Ohio State (from Cleveland)
- 7d. (to Miami for P Brent Bartholomew)
- 7e. Green, Michael, S, NW St. (LA) (from Cleveland)

2001 (Apr 21-22)

1. Terrell, David, WR, Michigan
2. Thomas, Anthony, RB, Michigan
3. Gandy, Mike, OG, Notre Dame
4. Riley, Karon, DE, Minnesota
5. Robertson, Bernard, OG, Tulane
6. (to SF for DB R.W. McQuarters)
7. Capel, John, WR, Florida

2002 (Apr 20-21)

1. Colombo, Marc, OT, Boston College
2. (To Dallas)
- 3a. Williams, Roosevelt, CB, Tuskegee (from Dallas)
- 3b. Metcalf, Terrence, T-G, Mississippi
4. Brown, Alex, DE, Florida
- 5a. Gray, Bobby, SS, Louisiana Tech (from Dallas)
- 5b. Knight, Bryan, LB, Pittsburgh
- 6a. Peterson, Adrian, RB, Ga. Southern (from Miami)
- 6b. Elliott, Jamin, WR, Delaware
- 6c. Fletcher, Bryan, TE, UCLA (Compensatory)
7. (To Miami)

2003 (Apr 26-27)

- 1a. Haynes, Michael, DE, Penn State (from New England through Buffalo)
- 1b. Grossman, Rex, QB, Florida (from NY Jets)
2. **Tillman, Charles, CB, La-Lafayette**
3. **Briggs, Lance, LB, Arizona**
- 4a. Johnson, Todd, FS, Florida
- 4b. Scott, Ian, DT, Florida (from NY Jets)
- 5a. Wade, Bobby, WR, Arizona
- 5b. Gage, Justin, WR, Missouri (from Jacksonville)
- 5c. LaFavor, Tron, DT, Florida (Compensatory)
- 6a. Odom, Joe, LB, Purdue (from Miami)
- 6b. Forsey, Brock, RB, Boise State (Compensatory)
7. Anderson, Bryan, G, Pittsburgh (Compensatory)

2004 (Apr 24-25)

1. Harris, Tommie, DT, Oklahoma
2. Johnson, Tank, DT, Washington
3. Berrian, Bernard, WR, Fresno State
- 4a. Vasher, Nathan, CB, Texas
- 4b. Joe, Leon, LB, Maryland (from SF)
- 5a. Harriott, Claude, DE, Pittsburgh (from San Francisco)
- 5b. Krenzel, Craig, QB, Ohio State
6. (to Washington for FB Bryan Johnson)
7. Marshall, Alfonso, CB, Miami (FL)

2005 (Apr 23-24)

1. Benson, Cedric, RB, Texas
2. Bradley, Mark, WR, Oklahoma
3. (to Miami for DE Adewale Ogunleye)
4. Orton, Kyle, QB, Purdue
5. Currie, Airese, WR, Clemson
6. Harris, Chris, S, Louisiana-Monroe
7. Wilson, Rodriques, LB, South Carolina

2006 (Apr 29-30)

1. (to Buffalo for second and third- round picks)
- 2a. Manning, Daniele, S, Ab. Christian (from Buffalo)
- 2b. **Hester, Devin, CB, Miami (FL)**
- 3a. Dvoracek, Dusty, DT, Oklahoma (from Buffalo)
- 3b. (to Carolina for CB Ricky Manning, Jr.)
4. Williams, Jamar, LB, Arizona State
5. Anderson, Mark, DE, Alabama
- 6a. Runnels, J.D., FB, Oklahoma
- 6b. Reed, Tyler, G, Penn State (from Seattle)
7. (to Miami for LB Brendon Ayanbadejo)

2007 (Apr 28-29)

1. Olsen, Greg, TE, Miami (FL)
- 2a. (to San Diego from Washington through NY Jets)
- 2b. Bazuin, Dan, DE, Central Michigan (from SD)
- 2c. (to Green Bay from NY Jets for RB Thomas Jones)
- 3a. Wolfe, Garrett, RB, Northern Illinois (from SD)
- 3b. Okwo, Michael, LB, Stanford
4. Beekman, Josh, G, Boston College
- 5a. Payne, Kevin, S, Louisiana-Monroe (from SD)
- 5b. Graham, Corey, DB, New Hampshire
6. (to Washington for S Adam Archuleta)
- 7a. McBride, Trumaine, CB, Mississippi (from SF through CLE)
- 7b. Brant, Aaron, T, Iowa State

2008 (Apr 26-27)

1. **Williams, Chris, OT, Vanderbilt**
2. **Forté, Matt, RB, Tulane**
- 3a. **Bennett, Earl, WR, Vanderbilt** (from San Francisco)
- 3b. (to San Francisco)
- 3c. Harrison, Marcus, DT, Arkansas (from San Diego)
- 4a. (to Miami)
- 4b. **Steltz, Craig, S, LSU** (from TB)
- 5a. Bowman, Zackary, CB, Nebraska (from Carolina)
- 5b. (to Dallas through Buffalo and Jacksonville)
- 5c. **Davis, Kellen, TE, Michigan State** (from SEA through JAX and TB)
6. (to Tampa Bay)
- 7a. Baldwin, Ervin, DE, Mich. State (from Miami)
- 7b. Adams, Chester, G, Georgia
- 7c. LaRocque, Joey, LB, Oregon State (Compensatory)
- 7d. Barton, Kirk, T, Ohio State (Compensatory)
- 7e. Monk, Marcus, WR, Arkansas (Compensatory)



CHICAGO BEARS YEAR-BY-YEAR DRAFT PICKS

2009 (Apr 26-27)

- (to Denver for QB Jay Cutler)
- (to Seattle)
- 3a. (to Denver for QB Jay Cutler)
- 3b. Gilbert, Jarron, DT, San Jose State
(from Seattle)
- 3c. Iglesias, Juaquin, WR, Oklahoma
(Compensatory)
- 4a. Melton, Henry, DE, Texas
(from Seattle)
- 4b. Moore, D.J., CB, Vanderbilt
- 5a. Knox, Johnny, WR, Ab. Christian
(from Denver via Seattle)
- 5b. Freeman, Marcus, LB, Ohio State
- 6. Afalava, Al, S, Oregon State
- 7a. (to TB for G Dan Buenning)
- 7b. Louis, Lance, TE, San Diego State
(Compensatory)

- 7c. Kinder, Derek, WR, Pittsburgh
(Compensatory)

2010 (Apr 22-24)

- 1. (to Denver for QB Jay Cutler)
- 2. (to Tampa Bay for DE Gaines Adams)
- 3. Wright, Major, S, Florida
- 4. Wootton, Corey, DE, Northwestern
- 5. Moore, Joshua, CB, Kansas State
- 6. LeFevour, Dan, QB, Central Mich.
- 7. Webb, J'Marcus, T, West Texas A&M

2011 (Apr 28-30)

- 1. Carimi, Gabe, T, Wisconsin
- 2a. Paea, Stephen, DT, Oregon State
- 2b. (to Washington for 2nd & 4th rd. picks)
- 3. Conte, Chris, S, California
- 4. (to Washington)

- 5. Enderle, Nathan, QB, Idaho
- 6. Thomas, J.T., LB, West Virginia
- 7. Unga, Harvey, RB, BYU (selected in
2010 Supplemental Draft)

2012 (Apr 26-28)

- 1. McClellin, Shea, DE, Boise State
- 2. Jeffery, Alshon, WR, South Carolina
- 3a. (to Miami for WR Brandon Marshall
from Carolina)
- 3b. Hardin, Brandon, S, Oregon State
- 4. Rodriguez, Evan, TE, Temple
- 5. (to St. Louis)
- 6. Frey, Isaiah, CB, Nevada
- 7. McCoy, Greg, CB, TCU

QB'S MAKING FIRST POSTSEASON START

Since 2004

The Chicago Bears defeated the Seattle Seahawks 35-24 on Jan. 16, 2011 in Jay Cutler's first NFL postseason start. The win is just one of nine victories by a QB making their first postseason start in the last 30 starts. Since 1970, the record for teams in games where they have a quarterback making their first postseason start is 73-81.

Date	QB, Team	Opponent	Result
1/3/2004	Anthony Wright, Baltimore Ravens	vs. Tennessee Titans	L, 17-20
1/3/2004	Jake Delhomme, Carolina Panthers	vs. Dallas Cowboys	W, 29-10
1/3/2004	Quincy Carter, Dallas Cowboys	vs. Carolina Panthers	L, 10-29
1/4/2004	Matt Hasselbeck, Seattle Seahawks	vs. Green Bay Packers	L, 27-33
1/10/2004	Marc Bulger, St. Louis Rams	vs. Carolina Panthers	L, 23-29
1/11/2004	Trent Green, Kansas City Chiefs	vs. Indianapolis Colts	L, 31-38
1/8/2005	Drew Brees, San Diego Chargers	vs. New York Jets	L, 17-20
1/15/2005	Ben Roethlisberger, Pittsburgh Steelers	vs. New York Jets	W, 20-17
1/7/2006	Chris Simms, Tampa Bay Buccaneers	vs. Washington Redskins	L, 10-17
1/7/2006	Byron Leftwich, Jacksonville Jaguars	vs. New England Patriots	L, 3-28
1/8/2006	Eli Manning, New York Giants	vs. Carolina Panthers	L, 0-23
1/8/2006	Carson Palmer, Cincinnati Bengals	vs. Pittsburgh Steelers	L, 17-31
1/15/2006	Rex Grossman, Chicago Bears	vs. Carolina Panthers	L, 21-29
1/6/2007	Tony Romo, Dallas Cowboys	vs. Seattle Seahawks	L, 20-21
1/14/2007	Philip Rivers, San Diego Chargers	vs. New England Patriots	L, 24-21
1/5/2008	Todd Collins, Washington Redskins	vs. Seattle Seahawks	L, 14-35
1/5/2008	David Garrard, Jacksonville Jaguars	vs. Pittsburgh Steelers	W, 31-29
1/6/2008	Vince Young, Tennessee Titans	vs. San Diego Chargers	L, 6-17
1/3/2009	Matt Ryan, Atlanta Falcons	vs. Arizona Cardinals	L, 24-30
1/4/2009	Joe Flacco, Baltimore Ravens	vs. Miami Dolphins	W, 27-9
1/4/2009	Tarvaris Jackson, Minnesota Vikings	vs. Philadelphia Eagles	L, 14-26
1/9/2010	Mark Sanchez, New York Jets	vs. Cincinnati Bengals	W, 24-14
1/10/2010	Aaron Rodgers, Green Bay Packers	vs. Arizona Cardinals	L, 45-51
1/9/2011	Matt Cassel, Kansas City Chiefs	vs. Baltimore Ravens	L, 7-30
1/16/2011	Jay Cutler, Chicago Bears	vs. Seattle Seahawks	W, 35-24
1/7/2012	Tim Tebow, Denver Broncos	vs. Pittsburgh Steelers	W, 29-23, ot
1/7/2012	T.J. Yates, Houston Texans	vs. Cincinnati Bengals	W, 31-10
1/7/2012	Andy Dalton, Cincinnati Bengals	vs. Houston Texans	L, 10-31
1/7/2012	Matthew Stafford, Detroit Lions	vs. New Orleans Saints	L, 28-45
1/14/2012	Alex Smith, San Francisco 49ers	vs. New Orleans Saints	W, 36-32

Information provided by STATS

This is a list of the jersey numbers and the players who wore them in the regular season (not pre-season or training camp!). The Bears are trying to update this to represent the years they wore the number (as opposed to the years they played with the Bears). If you have information, please write to: Bears PR, 1920 Football Drive, Lake Forest, IL 60045. Special thanks to Dallas Himm and Bob Wolf who helped compile this list.

1

Jim Conzelman (1920)
 Jake Lanum (1920-24)
 Oscar Johnson (1924)
 Paddy Driscoll (1926-29)
 Lee Artoe (1945)
 Jeff Jaeger (1996-99)

2

Ed Sternaman (1920-27)
 Joe LeFleur (1922-25)
 Ralph King (1925)
 Link Lyman (1926-34)
 Dick Nesbitt (1930-33)
 Bill Pollock (1935-36)
 Gary Famiglietti (1938-45)
 Doug Flutie (1986)
 Will Furrer (1992)
 Mike Horan (1998)
 Paul Edinger (2000-04)

3

Robert Koehler (1920-21)
 Clifford Ashburn (1930)
 Bronko Nagurski (1930-37; 43)
 Albert Johnson (1938)
 Lewis Hamity (1941)
 Dante Magnani (1943, 46, 49)
 Jim Fordham (1944-45)
 Eddie Allen (1947)
 Wally Dreyer (1949)

RETIRED FOR NAGURSKI

4

Pard Pearce (1920-22)
 Johnny Bryan (1922-25)
 Joe Sternaman (1922-29)
 Keith Molesworth (1931-38)
 Reino Nori (1938)
 Harry Clarke (1940-43)

Dante Magnani (1943, 46, 49)
 Frank Maznicki (1942)
 Tip Mooney (1944-46)
 Nick Sacrinty (1947)
 John Roveto (1982)
 Steve Fuller (1984-87)
 Jim Harbaugh (1988-93)
 Steve Walsh (1994-95)
 Moses Moreno (1998)
 Brad Maynard (2001-10)

5

Charley Dressen (1920)
 Ken Huffine (1921)
 Carl Hanke (1922)
 George Bolan (1921-24)
 Laurie Walquist (1922-31)
 Bill Buckler (1926-31)
 George Corbett (1932-38)
 Anton Stolfa (1939)
 Robert MacLeod (1939-40)
 George McAfee (1940-50)
 Billy Stone (1951-54)

RETIRED FOR MCAFEE

6

Sid Gepford (1920)
 Jim Kendricks (1924)
 Hec Garvey (1922-25)
 Bill Senn (1926-31)
 Bernie Leahy (1932)
 Gene Ronzani (1933-40)
 John Siegal (1939-43)
 Don Kindt (1947-56)
 Hans Nielsen (1981)
 Kevin Butler (1985-95)

Jay Cutler (2009-11)

7

George Halas (1920-29)
 Joseph Lintzenich (1930-31)
 John Sisk (1932-36)
 Ernest Rentner (1936-37)
 John Oelerich (1938)
 Edgar Manske (1938-40)
 Bill Geyer (1942)
 Ed Sprinkle (1944-55)
 John Huarte (1972)
 Bob Avellini (1975-84)

RETIRED FOR HALAS

8

Leo Johnson (1920)
 Pete Stinchcomb (1921-22)
 Johnny Bryan (1922-25)
 Roy White (1923-27)
 Carl Brumbaugh (1930-37)
 Al Moore (1932)
 George Grosvenor (1935-36)
 Charles Heileman (1939)
 Hugh Gallarneau (1941-42, 45-47)
 Dante Magnani (1943, 46, 49)
 Bill Glenn (1944-45)
 James Canady (1948-49)
 Vince Evans (1977-83)
 Maury Buford (1985-86, 89-91)
 Mike Hohensee (1987)
 Pat O'Neill (1995)
 Carlos Huerta (1996)
 Cade McNown (1999-2000)
 Rex Grossman (2003-08)

Adam Podlesh (2011)

9

Johnny Bryan (1922-25)
 Roy White (1923-27)
 Clifford Lemon (1926)
 Walter Holmer (1929-30)
 Paul Franklin (1930-34)
 John Bettridge (1937)
 Ray Buivid (1937-38)
 Bill Osmanski (1939-45)
 Dick Flanagan (1948-49)
 Bob Williams (1951-53)
 William Wade (1961-66)
 Virgil Carter (1977)
 John Roveto (1981)
 Jim McMahon (1982-88)
 Shane Matthews (1993-96, 99-01)
 Chad Hutchinson (2004)
 Robbie Gould (2005-11)



CHICAGO BEARS ALL-TIME JERSEY NUMBERS

10

Burt Ingwersen (1920-21)
Gus Fetz (1923)
Oscar Johnson (1924)
Milton Romney (1925-29)
Leland Elnes (1929)
Leo Jensvold (1931)
Jack Manders (1933-40)
Arthur Buss (1934-35)
John Petty (1942)
Noah Mullins (1946-49)
Al Campana (1950-53)
Tom O'Connell (1953)
Rudy Bukich (1963-68)
Bobby Douglass (1970-76)
John Duvic (1987)
Peter Tom Willis (1990-93)
Anthony Brooks (1993-94)
Mark Butterfield (1996)
Jaret Holmes (1999)
Louie Aguiar (2000)
Henry Burris (2002)
Kordell Stewart (2003)
Doug Brien (2005)
Richmond McGee (2009)
Todd Collins (2010)
Nathan Endelre (2011)

11

Andy Feichtinger (1920-21)
Oscar Knop (1923-28)
Leland Elnes (1929)
Lennon Blackman (1930)
Link Lyman (1926-34)
Harold Ely (1932)
John Doehring (1932-37)
Clifford Hansen (1933)
Arthur Buss (1934-35)
Joe Maniaci (1938-42)
Frank Morris (1942)
Bill Geyer (1943, 46)
Russ Reader (1947)
Fred Evans (1948)
Julie Rykovich (1949-51)
Jim Haluska (1956)
Jack Concannon (1967-71)
Virgil Carter (1976)
Greg Landry (1984)
Kevin Brown (1987)
Brian Gowins (1999)
Mark Hartsell (2000)
Jeff Blake (2005)
Roy Williams (2011)

12

Jerry Jones (1920-21)
Lou Usher (1920)
Abe Yourist (1923)
Link Lyman (1926-34)
John Ryan (1929)
Frank Sullivan (1935-39)
Anton Stolfa (1939)
Harold Lahar (1941-43)
Jim Benton (1943)
Abe Croft (1944-45)
Walter Lamb (1946)
Steve Romanik (1950-53)
Zeke Bratkowski (1954-59)
Dick Norman (1961-62)
Larry Rakestraw (1964-67)
Rusty Lisch (1984)
Steve Bradley (1987)
Erik Kramer (1994-98)
Brent Bartholomew (2000)
Chris Chandler (2002-03)
Jonathan Quinn (2004)
Justin Gage (2005-06)
Caleb Hanie (2009-11)

13

Guy Chamberlin (1920-21)
George Trafton (1920-32)
Joe Stydahar (1936-46)
Monte Merkel (1942-43)
Jake Sweeney (1944)
Frank Ramsey (1945)
Bob Snyder (1945)
Thurman Garrett (1947-48)
Jack Dugger (1949)
Rick Mirer (1997)
Johnny Knox (2009-11)

14

Kile MacWherter (1920)
JR Taylor (1921-22)
Fred Larson (1922)
Link Lyman (1926-34)
Harold Cunningham (1929)
Frank Don Pauley (1930)
Lloyd Burdick (1931-32)
Fred Crawford (1934-35)
Dick Plasman (1937-41, 44)
Chuck Drulis (1942)
George Zorich (1944-46)
Ed Clfers (1947-48)
Wayne Hansen (1950-59)
Willie Thrower (1953)

Ken Gorgal (1955-56)
Rudy Bukich (1958-59, 62)
Bobby Douglass (1969)
Buddy Lee (1971)
Jim Harbaugh (1987)
Ben Bennett (1988)
Brian Griese (2006-07)
Brett Basanez (2009)

15

Jim Conzelman (1920)
Walter Veach (1920)
Harry Englund (1920-23)
Pat Flaherty (1923)
Verne Mullen (1923-25)
Bill Fleckenstein (1925-30)
William Buckler (1926-31)
Henry Hammond (1937)
Al Matuza (1941-45)
Forest Masterson (1945)
Mike Holovak (1947-48)
Curley Morrison (1950-53)
Ed Brown (1954-61)
Virgil Carter (1968-69)
Mirro Roder (1973-74)
Mike Phipps (1977-81)
Dave Finzer (1984)
Bryan Wagner (1987-88)
Jim Miller (1999-2002)
Josh McCown (2011)

16

Randolph Young (1920)
Russell Smith (1921-23)
Ed Healey (1922-27)
William Buckler (1926-31)
John Polisky (1929)
Henry Anderson (1931)
Charles Braidwood (1932)
Harry Richman (1929)
Bronko Nagurski (1930-39)
George Musso (1933-44)
Milt Vucinich (1945)
Rudy Mucha (1945-46)
Hank Norberg (1948)
George Blanda (1949-58)
Ed Cody (1949-51)
Kent Nix (1970-71)
Bob Thomas (1975-84)
Tim Lashar (1987)
Todd Sauerbrun (1995-99)
Craig Krenzel (2004)
Mark Bradley (2005-08)

17

Ross Petty (1920)
 Ralph Scott (1921-25)
 Fred Larson (1922)
 Elmer Wynne (1928)
 George Lyon (1929)
 Everett Nelson (1929)
 Milton Frump (1930)
 Jim Pederson (1932)
 Joe Zeller (1938)
 Bob Snyder (1939-43)
 Pete Gudauskas (1943-44)
 Richie Pettibon (1959-68)
 Cliff Hardy (1971)
 Ike Hill (1973-74)
 Tom Barnhardt (1987)
 Sean Payton (1987)
 Quintin Smith (1990)
 Chris Gardocki (1992-94)
 Dave Krieg (1996)
 Danny Wuerffel (2001)
 Cory Sauter (2002)
 Airese Currie (2006)
 Juaquin Iglesias (2009)

18

JL Shank (1920)
 Heartley "Hunk" Anderson (1922-27)
 Ed Anderson (1923)
 Richard Murry (1924)
 Don Murry (1924-31)
 Edward Michaels (1935)
 Jim Mooney (1935)
 Joe Stydahar (1936-46)
 Edgar Mankske (1937)
 Alec Shellog (1939)
 Adolph Kissell (1942)
 Joe Osmanski (1946-49)
 Fred Negus (1950)
 Ron Knox (1957)
 Jerry Moore (1971-72)
 Mike Tomczak (1985-90)
 Steve Stenstrom (1995-98)
 Chris Boniol (1999)
 Kyle Orton (2005-08)
Dane Sanzenbacher (2011)

19

Chester May (1920)
 Walter "Red" May (1920)
 George Bolan (1921-24)
 Frank Hanny (1922-26)
 Earl Evans (1926-29)

Lemon Blackmon (1930)
 Eugene Smith (1930)
 Latham Flanagan (1931)
 Charles Tackwell (1931-33)
 Dick Stahlman (1933)
 Ed Kawal (1931-36)
 Lou Gordon (1938)
 John Siegal (1939-43)
 Phil Martinovich (1940)
 Bill Hempel (1942)
 Nick Kerasotis (1942-44)
 Dominic Sigillo (1943-44)
 Peter Perez (1945)
 Don Perkins (1945-46)
 Harper Davis (1950)
 Gary Huff (1973-76)
 Ray Stachowicz (1983)
 Carl Ford (2005)
 Devin Aromashodu (2009-10)

20

Jack Mintun (1921-22)
 Paddy Driscoll (1926-29)
 Ted Drews (1928)
 Zuck Carlson (1929-36)
 Fred Dreher (1938)
 Bob Nowaskey (1940-42)
 James Logan (1942-43)
 Fred Mundee (1943-45)
 Jim Keane (1946-51)
 Ray Gene Smith (1954-47)
 Pete Johnson (1959)
 Justin Rowland (1960)
 Bobby Jackson (1961)
 Joe Taylor (1967-74)
 Mike Adamle (1975-76)
 Reuben Henderson (1981-82)
 Kevin Potter (1983-84)
 Thomas Sanders (1985-89)
 Mark Carrier (1990-96)
 Corey Dowden (1997)
 James Allen (1998-2001)
 Roosevelt Williams (2002)
 Thomas Jones (2004-06)
 Adam Archuleta (2007)
Craig Steltz (2008-11)

21

Hugh Blacklock (1920-25)
 Verne Mullen (1923-25)
 Dick Sturtridge (1928-29)
 Daniel McMullen (1930-31)
 Paul Engebretsen (1932)

Wayland Becker (1934)
 Dan Fortmann (1936-43)
 Chuck Drulis (1945-50)
 Bunny Figner (1953)
 Ron Drzewiecki (1955-56)
 Perry Jeter (1956-57)
 John Arnett (1964-66)
 Cecil Turner (1968-73)
 Dave Gagnon (1974)
 Nemiah Wilson (1975)
 Leslie Frazier (1981-85)
 Reggie Phillips (1987)
 Donnell Woolford (1989-96)
 Darnell Autry (1997)
 Terry Cousin (1998-99)
 R.W. McQuarters (2000-04)
 Rashied Davis (2005)
 Dante Wesley (2006)
 Corey Graham (2007-11)

22

Roy Adkins (1920-21)
 Jim McMillen (1924-29)
 Paul Schuette (1930-32)
 William Karr (1933-38)
 Saul Sherman (1939-40)
 Norm Standlee (1941)
 Lloyd Reese (1946)
 Ed Ecker (1947)
 Bobby Layne (1948)
 George Blanda (1949-58)
 SJ Whitman (1953-54)
 Jesse Castete (1956)
 Billy Martin (1962-64)
 Bill Martin (1964-65)
 Charlie Brown (1966-67)
 Ross Montgomery (1969-70)
 Cyril Pinder (1971)
 Clifton Taylor (1974)
 Johnny Musso (1975-77)
 Dave Williams (1979-81)
 Dave Duerson (1983-88)
 Johnny Bailey (1990-91)
 Robert Green (1993-96)
 Ronnie Harmon (1997)
 Shawn Wooden (2000)
 Than Merrill (2001)
 Brock Williams (2003)
 Alfonso Marshall (2004)
 Tyler Everett (2006)
Matt Forté (2008-11)

CHICAGO BEARS ALL-TIME JERSEY NUMBERS

23

Guy Chamberlain (1920-21)
 Roy White (1925, 27-29)
 Ernie Vick (1927-28)
 Ralph Maillard (1929)
 Lyle Drury (1930-31)
 Gilbert Bergerson (1932-33)
 Victor Zizak (1934)
 Ted Rosequist (1934-36)
 Verne Oech (1936)
 Ernest Renter (1936-37)
 Aldo Forte (1939-42)
 Connie Berry (1942-46)
 Washington Serini (1948-51)
 Jerry Shipkey (1953)
 Dave Whitsell (1961-66)
 Al Dodd (1967)
 Clarence Childs (1968)
 Lee Calland (1969)
 Dick Daniels (1969-70)
 Joe Barnes (1974)
 Len Walterscheid (1977-82)
 Shaun Gayle (1984-94)
 Marty Carter (1995-98)
 Jerry Azumah (1999-2005)
Devin Hester (2006-11)

24

Lennie High (1920)
 Heartley Anderson (1922-27)
 Chuck Kassel (1927)
 Reginald Russell (1928)
 Luke Johnsos (1929-37)
 Frank Bausch (1937-40)
 Billy Hughes (1940-41)
 Fred Davis (1946-51)
 Erich Barnes (1958-60)
 Roosevelt Taylor (1961-68)
 Don Shy (1970-72)
 Willie Roberts (1973)
 Virgil Livers (1975-79)
 Jeff Fisher (1981-84)
 Vestee Jackson (1986-89)
 Eric Jefferies (1987)
 Richard Fain (1992)
 Kevin Miniefield (1993-96)
 Terry Cousin (1997)
 Glyn Milburn (1998-2001)
 Reggie Austin (2002)

Cameron Worrell (2003-04)
 Ricky Manning, Jr. (2006-07)
 Marcus Hamilton (2008)
 Al Afalava (2009)
 Marion Barber (2011)

25

Garland Grange (1929-31)
 Charles Malone (1933)
 Walter Kiesling (1934)
 Forrest McPherson (1935)
 Ray Nolting (1936-43)
 Jackie Hunt (1945)
 Mike Jarmoluk (1946-47)
 Ed Macon (1952-54)
 JC Caroline (1956-65)
 Linzy Cole (1970)
 Ron Shanklin (1975-76)
 Art Best (1977-78)
 Lonnie Perrin (1979)
 Todd Bell (1981-86)
 Brad Muster (1988-92)
 Keshon Johnson (1993-94)
 Anthony Johnson (1995)
 Pat Eilers (1995)
 Chris Martin (1996)
 Tom Carter (1997-99)
 Thomas Smith (2000)
 Autry Denson (2001)
 Bobby Gray (2002-04)
 Derek Strait (2006)
 Garrett Wolfe (2007-10)
Armando Allen (2011)

26

Jim Kendricks (1924)
 Harold Erickson (1925)
 John Mohardt (1925)
 Henry Vick (1925-27)
 Bert Pearson (1929-34)
 Milford Miller (1932)
 Kay Bell (1937)
 Charles Apolskis (1938-39)
 Al Baisi (1940-42)
 Al Hoptowitz (1941-45)
 Joe Abbey (1948-49)
 Richard Barwegen (1950-52)
 Charles Sumner (1955-58)
 Bennie McRae (1962-70)

Carl Garrett (1973-74)
 Matt Suhey (1980-89)
 John Mangum (1990-98)
 Jermaine Jones (1999)
 Todd McMillon (2000-04)
 Daven Holly (2005)
 Trumaine McBride (2007-09)
 DeAngelo Smith (2009)
Tim Jennings (2010-11)

27

James Crawford (1925)
 Walter Voss (1927-28)
 Harvey Long (1929)
 John Polisky (1929)
 Ed Kawal (1931-36)
 Alvin Culver (1932)
 John Doehring (1932-37)
 Milt Trost (1935-39)
 Joe Mihal (1940-41)
 Edgar Jones (1945)
 Owen Goodnight (1946)
 John Sisk, Jr. (1964)
 Randy Montgomery (1974)
 Bob Grim (1975)
 Mike Richardson (1983-88)
 Brian Taylor (1989)
 Lewis Tillman (1994-95)
 Walt Harris (1996-2001)
 Rabih Abdullah (2002-03)
 Jason Shivers (2004)
 Chris Thompson (2005)
 Marcus Maxey (2006)
 Nick Turnbull (2006)
 Kevin Jones (2008-09)
Major Wright (2010-11)

28

Ed Garvey (1925)
 Aldous Haddon (1928)
 Larry Steinbach (1930-31)
 Fritz Febel (1935)
 Robert Allman (1936)
 Gust Zarnas (1938)
 Chet Chesney (1939-40)
 Bob Steuber (1942-43)
 Lloyd Lowe (1953-54)
 Willie Galimore (1957-63)

RETIRED FOR GALIMORE

29

Bill McElwain (1925)
 John Wallace (1928)
 Joe Kopcha (1929-33)
 Gus Mastrogany (1931)
 Russ Thompson (1936-39)
 Ed Kolman (1940-44)
 Douglas McEnulty (1943-44)
 Glenn Burgeis (1945)
 John Hoffman (1949-56)
 McNeil Moore (1954-56)
 Glen Shaw (1960)
 Ronnie Bull (1962-70)
 Bob Jeter (1971-72)
 Mike Morgan (1978)
 Vaughn Lusby (1980)
 Dennis Gentry (1982-92)
 Raymont Harris (1994-97)
 Frankie Smith (1998-2001)
 Adrian Peterson (2002-09)
 Chester Taylor (2010)

30

Gerald Seibering (1932)
 Bob Dunlap (1935)
 George Wilson (1937-46)
 Allen H. Smith (1947-48)
 Herb Falkenberg (1952)
 Bobby Jack Floyd (1953)
 Chick Jagade (1954-55)
 Jimmy Gunn (1970-75)
 John Skibinski (1978-81)
 Jack Cameron (1984)
 George Duarte (1987)
 George Streeter (1989)
 James Rouse (1990-91)
 Tony Carter (1994-97)
 Ricky Bell (1998)
 Mike Brown (2000-08)
D.J. Moore (2009-11)

31

Dick Schweidler (1938-41)
 Len Akin (1942)
 Paul Padmajersky (1944)
 Stuart Clarkson (1946-50)
 Emerson Cole (1952)

Joe Fortunato (1955-66)
 Ross Brupbacher (1970-73)
 Bill Knox (1974-76)
 Anthony Hutchison (1983-84)
 Thomas Sanders (1985-89)
 Ken Taylor (1984)
 Eric Jefferies (1987)
 Bruce McCray (1987)
 Greg Lasker (1988)
 Mark Green (1989-92)
 Rashaan Salaam (1995-97)
 Daimon Shelton (2001-02)
 Nathan Vasher (2004-09)
 Joshua Moore (2010)
 Brandon Meriweather (2011)

32

Al Grygo (1944-45)
 Allen Smith (1947-48)
 Johnny Lujack (1948-51)
 Leon Campbell (1952-54)
 Lionel Taylor (1959)
 Ralph Kurek (1965-70)
 Charlie Ford (1971-73)
 Chris Brewer (1987)
 Garland Rivers (1987)
 Lemuel Stinson (1988-92)
 Dwayne Joseph (1995-96)
 Ricky Bell (1997)
 Edgar Bennett (1998-99)
 Marlon Barnes (2000)
 Leon Johnson (2001-02)
 Todd Johnson (2004)
 Cedric Benson (2005-07)
Kahlil Bell (2009-11)

33

Denny Meyers (1931)
 Herb Joesting (1931-32)
 Bernie Masterson (1934-40)
 Ray Nolting (1936-43)
 George McAfee (1940-41; 1945-50)
 Frank Martin (1941)
 Johnny Long (1944-45)
 Bill Johnson (1946-47)
 Jack Karwales (1946-47)

Allen Lawler (1948)
 Bob Perina (1949-50)
 Wizzer White (1951-52)
 Jerry Shipkey (1953)
 Larry Morris (1959-65)
 Mike Hull (1968-70)
 Jim Grabowski (1971)
 Gary Kosins (1972-74)
 Ted Vactor (1975)
 Jack Deloplain (1979)
 Calvin Thomas (1982-87)
 Lars Tate (1990)
 Darren Lewis (1991-92)
 Merrill Hoge (1994)
 Tyrone Hughes (1997)
 Bam Morris (1998)
 Larry Whigham (2001-02)
Charles Tillman (2003-11)

34

Jack Torrance (1939-40)
 John Federovich (1941-42)
 John Dottley (1951-53)
 Joe Marconi (1962-66)
 Tim Casey (1969)
 Bill Tucker (1971)
 Norm Hodgins (1974)
 Walter Payton (1975-87)

RETIRED FOR PAYTON

35

Dick Bassi (1938-39)
 Lee Artoe (1940-43)
 Bill Steinkemper (1942-43)
 Fred Hartman (1947)
 Paul Stenn (1948-51)
 Rick Casares (1955-64)
 Jim Harrison (1971-74)
 Roland Harper (1975-82)
 Mike Hintz (1987)
 Neal Anderson (1986-93)
 James Burton (1994-97)
 Anthony Thomas (2001-04)
 Todd Johnson (2005-06)
 Ade Jimoh (2007)
 Zackary Bowman (2008-11)



CHICAGO BEARS ALL-TIME JERSEY NUMBERS

36

Stuart Clarkson (1942)
 Bill Steinkemper (1942-43)
 Fred Mundee (1943)
 John Morton (1945)
 Tom Farris (1946-47)
 Bill DeCorrevont (1948-49)
 Merrill Douglas (1958-60)
 James Smith (1961)
 Ron Copeland (1969)
 Roger Lawson (1972-73)
 Perry Williams (1974)
 Tom Donchez (1975)
 Larry Schreiber (1976)
 Wentford Gaines (1978-80)
 Maurice Douglas (1986-94)
 Frank Harris (1987)
 Markus Paul (1989-93)
 Anthony Marshall (1994-97)
 Ray Austin (1998-99)
 Stanley Pritchett (2001-03)
 Jerrell Pippens (2004)
 Brandon McGowan (2005-08)
 Josh Bullocks (2009-10)

37

Edward Aspatore (1934)
 Young Bussey (1940-41)
 James Logan (1942-43)
 Bernie Digris (1943)
 Bob Steuber (1943)
 Bob Masters (1943-44)
 Edgar Jones (1945)
 Charles Mitchell (1945)
 Broughton Williams (1947)
 John O'Quinn (1950-51)
 George Youngblood (1969)
 Rich Coady (1970-74)
 Cid Edwards (1975)
 Conrad Graham (1973)
 Willie McClendon (1979-82)
 Darryl Clark (1987)
 Maurice Douglass (1986-94)
 Pat Eilers (1995)
 Keshon Johnson (1995)
 Tony Parrish (1998-2001)
 Damon Moore (2002)
 Jason McKie (2003-09)
Anthony Walters (2011)

38

Roger Ashmore (1927)
 Sam Francis (1937-38)

Charles Apolskis (1938-39)
 Bill Milner (1947-49)
 Ed Bradley (1950-51)
 William Brown (1961)
 Ray Ogden (1969-71)
 Dave Juenger (1973)
 Lakei Heimuli (1987)
 John Hardy (1991)
 Tim Worley (1993-94)
 Mike Faulkerson (1995-96)
 Mike Dulaney (1997)
 Robert Chancey (1998)
 Eric Joyce (2002)
 Danieal Manning (2006-10)

39

George Gulyanics (1947-52)
 Pete Perini (1953-54)
 JD Smith (1956)
 Ralph Anderson (1958)
 John Adams (1959-62)
 Phil Clark (1970)
 Reggie Sanderson (1973)
 Robin Earl (1977-82)
 Al Wolden (1987)
 Jeremy Lincoln (1992-95)
 Curtis Enis (1998)
 Reggie Austin (2001)
 Travis Coleman (2002)
 Lousaka Polite (2007)

40

Al Campana (1950-53)
 Frank Dempsey (1950-53)
 Stan Wallace (1954-58)
 Don Mullins (1961-62)
 Gale Sayers (1965-71)
 Steve Trimble (1987)

RETIRED FOR SAYERS

41

John Schiechl (1945-46)
 Jack Matheson (1947)
 Alf Bauman (1948-50)
 Babe Dimancheff (1952)
 Harland Carl (1956)
 Brian Piccolo (1966-69)

RETIRED FOR PICCOLO

42

Sid Luckman (1939-50)
RETIRED FOR LUCKMAN

43

Jim Dooley (1952-60)
 Larry Glueck (1963-65)
 Bob Jones (1967)
 George Farmer (1970-75)
 Earl Douthitt (1975)
 Craig Clemons (1972-77)
 Mike Ulmer (1980)
 Emery Moorehead (1981)
 Walt Williams (1982-83)
 Lorenzo Lynch (1987-90)
 Trevor Cobb (1994)
 Dennis Lundy (1995)
 Mike Green (2000-05)
 Josh Gattis (2007)
 Jason Davis (2008)

44

Paul Goebel (1925)
 Earl Evans (1926-29)
 Ray Richards (1933-36)
 Bob Margarita (1944-46)
 Frank Minini (1947-49)
 Frank Szymanski (1949)
 WD Garrett (1950)
 Gary Lyle (1968-74)
 Terry Schmidt (1976-84)
 Mike Stoops (1987)
 Todd Krumm (1988)
 Bob Christian (1992-94)
 Michael Hicks (1996-97)
 Curtis Enis (1999-2000)
 Brock Forsey (2003)
 Cameron Worrell (2006)
 Kevin Payne (2007-09)
Tyler Clutts (2011)

45

Walt Stickel (1946-49)
 Gerald Weatherly (1950-52)
 Billy Stone (1951-54)
 Bobby Watkins (1955-57)
 Rocky Ryan (1958)
 Don Bishop (1959)
 Dick Gordon (1965-71)
 Gary Fencik (1976-87)
 Craig Heyward (1993)
 Tony Stargell (1997)
 Scott Dragos (2000-01)
 Cameron Worrell (2008)
 Chris Massey (2011)

46

Al Babartsky (1943-45)
 Chuck Hunsinger (1950-52)
 William Anderson (1953-54)
 Don Bingham (1956)
 Jesse Whittenton (1958)
 Angelo Coia (1960-63)
 Curtiss Gentry (1966-68)
 Craig Baynham (1970)
 Matt Maslowski (1972)
 Pete Van Valkenburg (1974)
 Doug Plank (1975-82)
 Anthony Mosley (1987)
 Mickey Pruitt (1988-90)
 John Ivlow (1993)
 Marlon Forbes (1996-98)
 Chris Harris (2005-06; 2010-11)

47

Ted Rosequist (1934-36)
 Bill Conkright (1937-38)
 Rex Proctor (1953)
 Johnny Morris (1958-67)
 John Davis (1970)
 Ken Grandberry (1974)
 Mike Spivey (1977-79)
 Jonathan Hoke (1980)
 Egypt Allen (1987)
 Anthony Blaylock (1993)
 Randy Hilliard (1998)
 Chris Hudson (1999)
 Ray McElroy (2000)
 Bryan Johnson (2004-05)
 Woodny Turenne (2009)
Chris Conte (2011)

48

Beattie Feathers (1934-37)
 Bob Swisher (1938-41, 45)
 Charles O'Rourke (1942)
 Joe Vodicka (1943-45)
 Howie Livingston (1953)
 Harry Hugasian (1955)
 Vic Zucco (1957-59)
 Tommy Neck (1962-63)
 Andy Livingston (1964-65)
 Ron Smith (1965-70)
 Allen Ellis (1973-77, 79-80)
 Reggie Phillips (1985-87)
 Clifton Abraham (1996)
 Van Hiles (1997)
 Gabe Reid (2003)
 J.D. Runnels (2006)

49

James Lesane (1952-53)
 Henry Mosley (1955)
 Jack Johnson (1957-59)
 Charles Bivins (1960-66)
 Major Hazelton (1968-69)
 David Tate (1968-71)
 Joe Moore (1971-72)
 Dave Becker (1980)
 Donald Jordan (1984)
 Tremayne Allen (1997)
 Ty Hallock (1998-99)
 Marq Cerqua (2002)
 Mark Edwards (2005)
 Winston Venable (2011)

50

Gerald Weatherly (1950-54)
 John Damore (1957-58)
 Mike Pyle (1961-69)
 Bob Hyland (1970)
 Gene Hamlin (1971)
 Waymond Bryant (1974-78)
 Chris Devlin (1978)
 Mark Merrill (1979)
 Mike Singletary (1981-92)

51

Ken Kavanaugh (1940-47)
 Clinton Wager (1942-43)
 Rudy Smeja (1944-45)
 Wayne Hansen (1950-58)
 Dick Butkus (1965-73)
 Mel Rogers (1977)
 Doug Becker (1978)
 Bruce Herron (1978-82)
 Kelvin Atkins (1983)
 Jim Morrissey (1985-93)
 Mark Rodenhauser (1987)

RETIRED FOR BUTKUS**52**

Rich Coady (1970-74)
 John Babinecz (1975)
 Dan Neal (1975-84)
 Cliff Thrift (1985)
 Larry Rubens (1986)
 Len Seward (1987)
 Mark Rodenhauser (1987-88)
 Mickey Pruitt (1988-91)
 Darwin Ireland (1995)
 Robert Bass (1995)
 Bryan Cox (1996-97)

Andre Collins (1998)
 Keith Burns (1999)
 Bobbie Howard (2001-03)
 Marcus Reese (2004)
 Jamar Williams (2006-09)
 Brian Iwuh (2010-11)
Jabara Williams (2011)

53

Pat Preston (1946-49)
 Bill Wightkin (1950-57)
 Billy Autrey (1953)
 Ken Kirk (1960)
 James Purnell (1964-69)
 Dave Martin (1969)
 Larry Rowden (1971)
 Gail Clark (1973)
 Dan Peiffer (1975-77)
 Tommy Hart (1978-79)
 Paul Tabor (1980)
 Dan Rains (1982-86)
 Larry Rubens (1986)
 Dante Jones (1988-94)
 Michael Lowery (1996-97)
 Lemanski Hall (1998)
 Warrick Holdman (1999-2003)
 Leon Joe (2004)
 Corey Jenkins (2004)
 Leon Joe (2005-06)
Nick Roach (2007-11)

54

Joe Savoldi (1930)
 Jesse Hibbs (1931)
 Dick Klawitter (1956-57)
 Charles Howley (1958-59)
 Roger LeClerc (1960-66)
 Bill McKinney (1972)
 Adrian Young (1973)
 Larry Ely (1975)
 Tom Hicks (1976-80)
 Brian Cabral (1981-84)
 Doug Rothschild (1987)
 John Adickes (1987-88)
 LaSalle Harper (1989)
 Greg Briggs (1996)
 Ron Cox (1990-95, 1997)
 Ricardo McDonald (1998-99)
Brian Urlacher (2000-11)



CHICAGO BEARS ALL-TIME JERSEY NUMBERS

55

Bob Fenimore (1947)
 Fred Venturelli (1948)
 JR Boone (1948-51)
 Robert Moser (1951-54)
 Larry Strickland (1954-59)
 Doug Buffone (1966-79)
 Otis Wilson (1980-87)
 John Roper (1989-92)
 Vinson Smith (1993-96)
 Sean Harris (1997)
 Greg Jones (2001)
 Mike Caldwell (2002)
Lance Briggs (2003-11)

56

Bill Hewitt (1932-36)
RETIRED FOR HEWITT

57

Billy Patterson (1939)
 Ray McLean (1940-47)
 JR Boone (1948-51)
 Rich Leeuwenberg (1965)
 Dan Pride (1968-69)
 Don Rives (1973-78)
 Lee Kunz (1979-81)
 Al Chesley (1982)
 Bruce Huther (1982)
 David Simmons (1983)
 Tom Thayer (1985-92)
 Eldridge Milton (1987)
 Sean Harris (1995-96)
 Anthony Peterson (1997)
 Olin Kreutz (1998-2010)

58

Ed Neal (1951)
 John Kreamcheck (1953-55)
 Bob Konovsky (1960)
 Franklin McRae (1967)
 Jim Ferguson (1969)
 Bob Pifferini (1972-75)
 Jerry Muckensturm (1976-82)
 Wilber Marshall (1984-88)
 Steve Hyche (1989)
 Michael Stonebreaker (1991)
 Jay Leeuwenburg (1992-95)
 Chris Villarrial (1996-2003)
 Jeremy Cain (2004-05)
 Darrell McClover (2006-08)

Tim Shaw (2009)
 Rod Wilson (2010)
Dom DeCicco (2011)

59

Rudy Kuechenberg (1967-69)
 Carl Gersbach (1975)
 Gary Campbell (1977-83)
 Ron Rivera (1984-92)
 Joe Cain (1993-96)
 Daryl Carter (1997)
 Jim Schwantz (1998)
 Roosevelt Colvin (1999-2002)
 Joe Odom (2003-05)
 Rod Wilson (2006-07)
 Gilbert Gardner (2008)
 Cato June (2009)
 Pisa Tinoisamoa (2009-10)
Patrick Trahan (2011)

60

Don Healy (1958-59)
 Roger Davis (1960-63)
 Brian Schweda (1966)
 Doug Kriewald (1967-68)
 LeeRoy Caffey (1970)
 Wally Chambers (1973-77)
 Lynn Boden (1979)
 Tom Andrews (1984-85)
 Stan Thomas (1991-92)
 Gene McGuire (1993-94)
 Darwin Ireland (1994-95)
 Casey Wiegmann (1997-2000)
 Terrence Metcalf (2002-08)
Lance Louis (2009-11)

61

Richard Barwegen (1950-52)
 Bill George (1952-65)
 Don Croftcheck (1967)
 Glen Holloway (1970-73)
RETIRED FOR GEORGE

62

Frank Dempsey (1950-53)
 Kline Gilbert (1953-57)
 Mike Reilly (1964-68)
 Glen Holloway (1970-73)
 Tom Forrest (1974)
 Dan Jiggetts (1976-82)
 Mark Bortz (1983-93)

Chris Gray (1997)
 Robert Newkirk (2000-01)
 Lennie Friedman (2005)
 Johan Asiata (2010)

63

ML Brckett (1956-57)
 Bob Wetoska (1960-69)
 John Neidert (1970)
 Steve Kinney (1973-74)
 Mark Nordquist (1975-76)
 Fred Dean (1977)
 Jon Morris (1978)
 Tony Ardizzone (1979)
 Jay Hilgenberg (1981-91)
 Todd Burger (1993-97)
 Ryan Benjamin (2001)
 Jody Littleton (2002)
 Corbin Lacina (2003)
Roberto Garza (2005-11)

64

Terrell "Ted" Daffer (1954)
 Mike Rabold (1964-66)
 Larry Horton (1972-73)
 Ernie Jenet (1972-74)
 Ted Albrecht (1977-81)
 John Roehlk (1987)
 Dave Zawatson (1989)
 Glenell Sanders (1990)
 Mirko Jurkovic (1992)
 Andy Heck (1994-98)
 Rex Tucker (1999-2004)
Ricky Henry (2011)

65

Herman Clark (1952-56)
 John Hatley (1953)
 Abe Gibron (1958-59)
 Stan Fanning (1960-62)
 Tom Bettis (1963)
 Randy Jackson (1967-74)
 Noah Jackson (1975-83)
 Eugene Rowell (1987)
 Tony Woods (1989)
 Terry Price (1990)
 Jim Schwantz (1992)
 Tory Epps (1993-94)
 Evan Pilgrim (1995-97)
Patrick Mannelly (1998-2011)

66

Phil Martinovich (1940)
 Clyde Turner (1940-52)
 John Schiechl (1945-46)

RETIRED FOR TURNER**67**

Ed Bradley (1950-51)
 Tom Roggeman (1956-57)
 Ted Karras (1960-64)
 George Seals (1965-71)
 Bill Line (1972)
 Mike Hoban (1974)
 Dan Hultz (1974)
 Phil McKinnely (1982)
 Tim Norman (1983-76)
 John Arp (1987)
 Jerry Fontenot (1989-96)
 Bill Schultz (1997)
 Greg Huntington (1997-99)
 Josh Warner (2003-04)
 Josh Beekman (2007-09)
 Herman Johnson (2010)

Chris Spencer (2011)**68**

Gerald Stautberg (1951)
 John Badaczewski (1953)
 George Burman (1964)
 Howard Mudd (1969-70)
 Jim Osborne (1972-84)
 Paul Blair (1986-87)
 Sean McInerney (1987)
 Chris Dyko (1989)
 Jim Flanigan (1994)
 Carl Reeves (1996-98)
 Bryan Anderson (2004)
 Anthony Oakley (2006-07)
 Frank Omiyale (2009-11)

69

Ralph Jecha (1955)
 William Roehnelt (1958-59)
 Ted Wheeler (1970)
 Revie Sorey (1975-82)
 Tom Myslinski (1993-94)
 Vernice Smith (1993)
 Octus Polk (1995-96)
 Mike Gandy (2001-04)

Fred Miller (2005-08)
 Kirk Barton (2008)
Henry Melton (2010-11)

70

Alvin Culver (1932)
 Art Davis (1953-54)
 Herman Lee (1958-66)
 Bob Pickens (1967-68)
 Kenneth Kortas (1969)
 Jeff Curchin (1970-71)
 Andy Rice (1972-73)
 Dennis Lick (1976-81)
 Henry Waechter (1982-86)
 Jim Althoff (1987-88)
 Troy Auzenne (1992-95)
 Ken Anderson (1999)
 Alfonso Boone (2001-06)
 Babatunde Oshinowo (2007)
Edwin Williams (2010-11)

71

George Connor (1952-55)
 Earl Leggett (1957-66)
 Rufus Mayes (1969)
 Tony McGee (1971-73)
 Roger Stillwell (1975-77)
 Rocco Moore (1980)
 Perry Hartnett (1982-83)
 Jack Oliver (1987)
 Caesar Rentie (1988)
 James Williams (1991-2002)
Israel Idonije (2004-11)

72

Bill Wightkin (1949-50)
 Bill George (1952-65)
 Ed Nickla (1959)
 Jim Cadille (1962-72)
 Gary Hrivnak (1973-76)
 Brad Shearer (1978-80)
 Jerry Doerger (1982)
 John Janata (1983)
 Andy Frederick (1983-85)
 William Perry (1985-93)
 Scott Adams (1995)
 Jon Clark (1996-97)
 Chris Maumalanga (1997)
 Carl Powell (2001)
 Ernest Grant (2002)

Qasim Mitchell (2003-05)
 Jimmy Kennedy (2007)
 Dan Buening (2008)
 James Marten (2009)
Gabe Carimi (2011)

73

Bill Bishop (1952-60)
 Steve Barnett (1963)
 Frank Cornish (1966-69)
 Steve Wright (1971)
 Rich Buzin (1972)
 Mike Hartenstine (1975-86)
 John Wojciechowski (1987-93)
 Marcus Keyes (1996)
 Kevin Dogins (2001-02)
 Tron LaFavor (2003)
J'Marcus Webb (2010-11)

74

Herman Clark (1952-56)
 Paul Lipscomb (1954)
 Bob Kilcullen (1957-65)
 Dan James (1967)
 Wayne Mass (1968-70)
 Bob Asher (1972-75)
 Jerry Meyers (1976-79)
 Jeff Williams (1982)
 Jim Covert (1983-90)
 Garland Hawkins (1995)
 Jimmy Herndon (1997-2001)
 Bernard Robertson (2002)
 Scott Sanderson (2003)
 Ruben Brown (2004-07)
Chris Williams (2008-11)

75

Fred Williams (1952-62)
 Riley Mattson (1965)
 Dave Hale (1969-71)
 Jeff Sevy (1975-78)
 Henry Waechter (1982-85)
 Stefan Humphries (1984-86)
 Chuck Harris (1987)
 John Shannon (1988-89)
 Ron Mattes (1991)
 Todd Perry (1993-2000)
 Marc Colombo (2002-05)
Matt Toeaina (2007-11)



CHICAGO BEARS ALL-TIME JERSEY NUMBERS

76

Charles Miller (1932-37)
 Milford Miller (1932)
 Lester McDonald (1937-39)
 Hampton Pool (1940-43)
 Elmo Kelly (1944)
 Bob Cross (1952-53)
 Ed Meadows (1954-56)
 John Mellekas (1956-60)
 John Johnson (1963-68)
 Bill Staley (1970-71)
 Dave Gallagher (1974)
 Ron Rydalch (1975-80)
 Steve McMichael (1981-93)
 Marcus Spears (1995-96)
 Shawn Lee (1998)
 Brad Culpepper (2000)
 Bobby Setzer (2002)
 John Tait (2004-08)
 Orlando Pace (2009)

77

Red Grange (1925, 1929-34)
 Link Lyman (1926-34)

RETIRED FOR GRANGE

78

Art Davis (1953-54)
 Stan Jones (1954-65)
 Harry Gunner (1970)
 Bob Newton (1971-75)
 John Ward (1976)
 Greg Johnson (1977)
 Keith Van Horne (1981-92)
 Pat Riley (1995)
 Blake Brockermeyer (1999-2001)
 Aaron Gibson (2003-04)
 John St. Clair (2005-08)
 Kevin Shaffer (2009-10)

79

Dick Klein (1958-59)
 Art Anderson (1961-62)
 Dick Evey (1964-68)
 John Hoffman (1971)
 Lionel Antoine (1972-76)
 Emanuel Zanders (1981)
 Kurt Becker (1982-89)
 Louis Age (1992)
 Marcus Spears (1994)

Scotty Lewis (1995)
 Jerry Wisne (1999-2000)
 Steve Edwards (2002-05)
 Levi Horn (2011)

80

Earl Britton (1925)
 Clement Neacy (1927)
 Ted Drews (1928)
 Tom Hearndon (1929)
 John Helwig (1953-56)
 Ralph Anderson (1958)
 Ed Cooke (1958)
 Robert Jencks (1963-65)
 Jimmy Jones (1965-67)
 Jon Kilgore (1968)
 Jerry Simmons (1969)
 Craig Cotton (1973)
 Bo Rather (1974-78)
 Rickey Watts (1979-83)
 Tim Wrightman (1985-86)
 James Thornton (1988-92)
 Curtis Conway (1993-99)
 Dez White (2000-03)
 Bernard Berrian (2004-07)
 Brandon Lloyd (2008)
Earl Bennett (2009-11)

81

George Connor (1948-51)
 Larry Brink (1954)
 Doug Atkins (1955-66)
 Marty Amsler (1967-68)
 Mike Reppond (1973)
 Clint Haselrig (1974)
 Gary Butler (1975)
 Bob Bruer (1976)
 Chuck Bradley (1977)
 Robin Earl (1977-82)
 Harry Washington (1979)
 Jay Saldi (1983-84)
 James Maness (1985)
 Lew Barnes (1986)
 Don Kindt (1987)
 Anthony Morgan (1991-93)
 Fred Banks (1993)
 Jeff Graham (1994-95)
 Bobby Engram (1996-2000)
 Ahmad Merritt (2001-03)
 Rashied Davis (2006-10)
 Sam Hurd (2011)

82

Del Bjork (1937-38)
 Ray Bray (1939-42, 46-51)
 Anthony Ippolito (1943)
 Tom Roberts (1943-44)
 Jack Hoffman (1952-56)
 Dick Hensley (1953)
 Maury Youmans (1960-63)
 Rich Kreitling (1964)
 Emilo Vallez (1968-69)
 Earl Thomas (1971-73)
 Matt Maslowski (1972)
 Fred Pagac (1974)
 Royce Berry (1976)
 John Gilliam (1977)
 Alan Page (1978-81)
 Ken Margerum (1982-84)
 Brian Glasgow (1987)
 Wendell Davis (1988-93)
 Nate Lewis (1994-95)
 John Jackson (1996)
 Fabien Bowles (1996-98)
 Eddie Kennison (2000)
 John Davis (2001-02)
 Daryl Jones (2004)
 John Owens (2004)
 Gabe Reid (2005-06)
 Greg Olsen (2007-10)

83

Bill McColl (1952-59)
 Roger LeClerc (1960-66)
 Mac Percival (1967-73)
 Charles Wade (1974)
 Randy Burks (1976)
 Steve Rivera (1977)
 Golden Richards (1978-79)
 Kris Haines (1979-81)
 Willie Gault (1983-87)
 Lawrence White (1987)
 Eric Wright (1991-92)
 Terry Obee (1993-94)
 Michael Timpson (1995-96)
 Eric Smith (1997)
 Macey Brooks (1999-2000)
 David Terrell (2001-04)
 Mike Hass (2007)
 Max Komar (2011)

84

Gerald Weatherly (1950-52)
 John Farrington (1960-63)
 Ron Smith (1965-68)
 Austin Denney (1967-69)
 Jim Seymour (1970-72)
 Richard Harris (1974-75)
 Brian Baschnagel (1976-84)
 Sam Bowers (1987)
 Ron Morris (1987-92)
 Chris Gedney (1993-96)
 Kerry Cash (1996)
 John Allred (1997-2000)
 Fred Baxter (2001-02)
 Bobby Wade (2003-05)
 Brandon Rideau (2008)

85

Bob Carey (1958)
 Bill Martin (1964-65)
 Duane Allen (1966-67)
 Willie Holman (1968-73)
 Wayne Wheeler (1974)
 Steve Schubert (1975-79)
 Bob Fisher (1980-81)
 Dennis McKinnon (1983-89)
 Keith Jennings (1991-97)
 Alonzo Mayes (1998-2000)
 Kaseem Sinceno (2000)
 John Gilmore (2002-07)
 Earl Bennett (2008)

86

Bill Wightkin (1950-57)
 Brad Rowland (1951)
 Ed Meadows (1954-56)
 Bob Jewett (1958)
 Pete Manning (1960-61)
 Gary Barnes (1964)
 Lloyd Phillips (1967-69)
 Jim Hester (1970)
 Bob Parsons (1972-83)
 Brad Anderson (1984-85)
 Clay Pickering (1986)
 Cap Boso (1987-91)
 Barry Wagner (1992)
 Willie Harris (1993)
 Marv Cook (1994)
 Chris Penn (1997-98)
 Marty Booker (1999-2003; 2008)
 Eddie Berlin (2005)

Michael Gaines (2009)
 Brandon Manumaleuna (2010)
Kyle Adams (2011)

87

Harlon Hill (1954-61)
 Ed O'Bradovich (1962-71)
 Steve DeLong (1972)
 Tom Reynolds (1973)
 Billy Newsome (1977)
 Mike Cobb (1978-81)
 Emery Moorehead (1981-88)
 Tom Waddle (1989-94)
 Greg Primus (1995)
 Andre President (1995)
 Bobby Neely (1996)
 Ricky Proehl (1997)
 D'Wayne Bates (1999-2001)
 Vinny Sutherland (2002)
 Jamin Elliott (2002)
 Justin Gage (2003-04)
 Muhsin Muhammad (2005-07)
Kellen Davis (2008-11)

88

Gene Schroeder (1951-57)
 Willard Dewveall (1959-60)
 Bobby Joe Green (1962-73)
 Jim Kelly (1974)
 Greg Latta (1975-80)
 Marcus Anderson (1981)
 Brooks Williams (1981-82)
 Ken Knapczyk (1987)
 Glen Kozlowski (1987-92)
 Danta Whitaker (1993)
 Greg McMurtry (1988)
 Fabien Bownes (1995)
 Jack Jackson (1996)
 Harper Le Bel (1997)
 Marcus Robinson (1998-2002)
 Desmond Clark (2003-10)

89

John Hoffman (1949-56)
 Gus Teafatiller (1951)
 John Aveni (1959-60)
 Mike Ditka (1961-66)
 Terry Stoepel (1967)
 Bob Wallace (1968-72)
 Mel Tom (1973-75)
 James Scott (1976-80, 1982)

Ken Margerum (1981)
 Mitch Krenk (1984)
 Keith Ortego (1985-88)
 Will Johnson (1987)
 James Coley (1990)
 Ryan Wetnight (1993-99)
 Dustin Lyman (2000-04)
Matt Spaeth (2011)

90

Henry Mosley (1955)
 Al Harris (1979-87)
 Alonzo Spellman (1992-97)
 Van Tuinei (1999-2001)
 Bryan Knight (2002-03)
 Antonio Garay (2006-07)
 Joey LaRocque (2008)
 Jarron Gilbert (2009)
Julius Peppers (2010-11)

91

Pat Dunsmore (1983-84)
 Jay Norvell (1987)
 Fred Washington (1990)
 Kelly Blackwell (1992)
 Myron Baker (1993-95)
 Rob Davis (1996)
 John Thierry (1997-98)
 Khari Samuel (1999-2000)
 Tommie Harris (2004-10)
 Amobi Okoye (2011)

92

Rob Fada (1983-84)
 Raymond Morris (1987)
 Troy Johnson (1988-89)
 Barry Minter (1993-2000)
 Ted Washington (2001-02)
 Hunter Hillenmeyer (2003-10)
Stephen Paea (2011)

93

Oliver Williams (1983)
 Will Johnson (1987)
 Guy Teafatiller (1987)
 Trace Armstrong (1989-94)
 Ervin Collier (1995)
 Paul Grasmanis (1996-98)
 Phillip Daniels (2000-03)
 Adewale Ogunleye (2004-09)
Thaddeus Gibson (2011)



CHICAGO BEARS ALL-TIME JERSEY NUMBERS

94

Mike January (1987)
 Dick Chapura (1987-89)
 John Thierry (1994-96)
 Shane Burton (1999)
 Ty Hallock (2000)
 Keith Traylor (2001-03)
 Alain Kashama (2004)
 Brendon Ayanbadejo (2005-07)
 Marcus Harrison (2008-09)
 Charles Grant (2010)
 Nick Reed (2011)

Chauncey Davis (2011)

95

Richard Dent (1983-93, 1995)
 Pat Riley (1995)
 Dana Howard (1996)
 Mark Thomas (1997-98)
 Russell Davis (1999)
 Troy Wilson (2000)
 Karon Riley (2001)
 Keith McKenzie (2002)
 John Stamper (2002)
 Ian Scott (2003-06)
 Anthony Adams (2007-11)

96

Keith Ortego (1985-87)
 Greg Fitzgerald (1987)
 Tim Ryan (1990-93)
 Percy Snow (1993)
 Al Fontenot (1993-96)
 Tyrone Williams (1997)
 Chris Draft (1998)
 Clyde Simmons (1999-2000)
 Henry Taylor (2001)
 Alex Brown (2002-09)
 Barry Turner (2010)
 Mario Addison (2011)

97

Bobby Bell (1987)
 Sean Smith (1987-88)
 Chris Zorich (1991-97)
 Mike Wells (1998-2000)
 Christian Peter (2002)
 Michael Haynes (2003-05)
 Mark Anderson (2006-10)

98

Tyrone Keys (1983-85)
 Brian Glasgow (1987)
 Jon Norris (1987)
 Greg Clark (1988)
 Brent Novoselsky (1988)
 Carl Simpson (1993-97)
 Bryan Robinson (1998-2003)
 Shurron Pierson (2004)
 Dusty Dvoracek (2007-08)
 Darrell McClover (2009)
Cory Wootton (2010-11)

99

Jim Daniell (1945)
 Dan Hampton (1979-90)
 Tim Ryan (1993-94)
 Jim Flanigan (1995-2000)
 Joe Tafoya (2001-03)
 Tank Johnson (2004-06)
 Darwin Walker (2007)
 Gaines Adams (2009)
 Marcus Harrison (2010)

AIKMAN EFFICIENCY RATINGS

Established in 1995, the Aikman Efficiency Ratings measure offensive and defensive performance using a combination of seven key statistics identified by Troy Aikman, and then measured against league norms (and extremes). An offense or defense performing exactly at league norms in all categories will achieve a score of 75 while an exceptional unit would score 90 or more. Each unit starts with a base of 50 points and then has points added (or in two cases subtracted) to build the final ranking. (*Super Bowl winner; #Super Bowl loser)

Offense	Bears	League Leader
1995	5 (81.80)	Cowboys (88.07)*
1996	20 (71.64)	Packers (84.13)*
1997	27 (65.04)	Bengals (86.88)
1998	26 (65.67)	Vikings (93.93)
1999	28 (64.32)	Rams (89.39)*
2000	26 (65.80)	Rams (92.30)
2001	20 (71.43)	Rams (88.86)#
2002	28 (68.63)	Chiefs (93.57)
2003	26 (68.94)	Chiefs (93.94)
2004	32 (57.00)	Colts (94.40)
2005	28 (66.40)	Seahawks (92.60)#
2006	18 (74.20)	Colts (93.58)*
2007	29 (67.20)	Patriots (99.00)#
2008	26 (75.40)	Saints (88.70)
2009	25 (70.40)	Vikings (89.70)
2010	27 (70.10)	Patriots (93.70)
2011	22 (74.20)	Saints (98.80)

Defense	Bears	League Leader
	25 (71.42)	49ers (87.99)
	18 (74.47)	Packers (89.61)*
	20 (73.78)	49ers (85.26)
	26 (68.90)	Falcons (84.67)#
	22 (75.35)	Buccaneers (87.98)
	24 (69.68)	Ravens (100.97)*
	3 (85.41)	Eagles (88.96)
	19 (71.26)	Buccaneers (91.55)*
	22 (71.50)	Patriots (86.93)*
	11 (78.70)	Ravens (84.20)
	1 (89.30)	Bears (89.30)
	2 (86.50)	Ravens (93.60)
	14 (75.60)	Chargers (82.00)
	8 (75.10)	Steelers (89.20)*
	27 (67.10)	Jets (86.80)
	2 (80.60)	Steelers (86.00)#
	4 (77.40)	49ers (84.50)

ALL-TIME ROSTER

This is a list of players who have been on the Chicago Bears active roster for at least one NFL game from 1920 through 1994. Beginning in 1995, the list includes players who were on the 53-man roster but may not have appeared in one game.

* indicates deceased players

** indicates no known jersey number

A

Abbey, Joe (North Texas State), E.....	26	1948-49
Abdullah, Rabih (Lehigh), RB.....	27	2002-03
Abraham, Clifton (Florida State), CB.....	48	1996
Adamle, Mike (Northwestern), RB.....	20	1975-76
Adams, Anthony (Penn State), DT.....	95	2007-11
Adams, Gaines* (Clemson), DE.....	99	2009
Adams, John* (Los Angeles State), B.....	39	1959-62
Adams, Kyle (Purdue), TE.....	86	2011
Adams, Scott (Georgia), T.....	72	1995
Addison, Mario (Troy), DE.....	96	2011
Adickes, John (Baylor), C.....	54	1987-88
Adkins, Roy* (Millikin & Bethany), G.....	22	1920-21
Afalava, Al (Oregon State), S.....	24	2009
Age, Louis (SW Louisiana), T.....	79	1992
Aguiar, Louie (Utah State), P.....	10	2000
Akin, Len* (Baylor), G.....	31	1942
Albrecht, Ted (California), T.....	64	1977-81
Allen, Armando (Notre Dame), RB.....	25	2011
Allen, Duane (Santa Ana), E.....	85	1966-67
Allen, Eddie (Penn), FB.....	3	1947
Allen, Egypt (TCU), DB.....	47	1987
Allen, James (Oklahoma), RB.....	20	1998-2001
Allen, Tremayne (Florida), TE.....	49	1997-98
Allman, Robert* (Michigan State), E.....	28	1936
Allred, John (USC), TE.....	84	1997-2000
Althoff, Jim (Winona State), DT.....	70	1987
Amsler, Marty (Evansville), DE.....	81	1967-69
Anderson, Art (Idaho), T.....	79	1961-62
Anderson, Brad (Arizona), WR.....	86	1984-85
Anderson, Bryan (Pittsburgh), G.....	68	2004
Anderson, Ed* (Notre Dame), E.....	18	1923
Anderson, Henry (Northwestern), G.....	16	1931
Anderson, Hunk* (Notre Dame), G.....	18, 24	1922-27
Anderson, Ken* (Arkansas), DT.....	70	1999
Anderson, Marcus (Tulane), WR.....	88	1981
Anderson, Mark (Alabama), DE.....	97	2006-10
Anderson, Neal (Florida), RB.....	35	1986-93
Anderson, Ralph* (Los Ang. St.), E.....	39, 80	1958
Anderson, William (Compton JC), HB.....	46	1953-54
Andrews, Tom (Louisville), C.....	60	1984-85
Antoine, Lionel (Southern Illinois), T.....	79	1972-77
Apolskis, Charles* (DePaul), E.....	26, 38	1938-39
Archuleta, Adam (Arizona State), S.....	20	2007
Ardizzone, Tony (Northwestern), C.....	63	1979
Armstrong, Trace (Florida), DE.....	93	1989-94

Arnett, Jon (USC), HB.....	21	1964-66
Aromashodu, Devin (Auburn), WR.....	19	2008-10
Arp, John (Lincoln), T.....	67	1987
Artoe, Lee* (California), T.....	1, 35	1940-43
Ashburn, Clifford* (Nebraska), T.....	3	1930
Asher, Bob (Vanderbilt), T.....	74	1972-75
Ashmore, M. Roger* (Gonzaga), T.....	38	1927
Asiata, Johan (UNLV), G.....	62	2010
Aspatore, Edward* (Marquette), T.....	37	1934
Atkins, Doug (Tennessee), E.....	81	1955-66
Atkins, Kelvin (Illinois), LB.....	51	1983
Austin, Ray (Tennessee), S.....	36	1998-99
Austin, Reggie (Wake Forest), CB.....	24, 39	2001-02
Autrey, Billy (Stephen F. Austin), C.....	53	1953
Autry, Darnell (Northwestern), RB.....	21	1997
Auzenne, Troy (California), T.....	70	1992-95
Avellini, Bob (Maryland), QB.....	7	1975-84
Aveni, John* (Indiana), E.....	89	1959-60
Ayanbadejo, Brendon (UCLA), LB.....	94	2005-07
Azumah, Jerry (New Hampshire), CB.....	23	1999-2005

B

Babartsky, Al* (Fordham), T.....	46	1943-45
Babinecz, John (Villanova), LB.....	52	1975
Badaczewski, John* (Western Reserve), G.....	68	1953
Bailey, Johnny* (Texas A & I), WR.....	22	1990-91
Baisi, Al* (West Virginia), G.....	26	1940-42
Baker, Myron (Louisiana Tech), LB.....	91	1993-95
Baldwin, Ervin (Michigan St.), DE.....	99	2008
Banks, Fred (Liberty), WR.....	81	1993
Barber, Kurt (USC), DE.....	97	1997
Barber, Marion (Minnesota), RB.....	24	2011
Barker, Richard* (Iowa State), G.....	**	1921
Barnard, Brooks (Maryland), P.....	16	2003
Barnes, Erich (Purdue), HB.....	24	1958-60
Barnes, Gary (Clemson), E.....	86	1964
Barnes, Joe (Texas Tech), QB.....	23	1974
Barnes, Lew (Oregon), WR.....	81	1986
Barnes, Marlon (Colorado), RB.....	32	2000
Barnett, Steve (Oregon), T.....	73	1963
Barnhardt, Tom (North Carolina), P.....	17	1987
Bartholomew, Brent (Ohio State), P.....	12	2000
Barton, Kirk, (Ohio State), T.....	69	2008
Barwegan, Richard* (Purdue), G.....	26, 61	1950-52
Basanez, Brett (Northwestern), QB.....	14	2009
Baschnagel, Brian (Ohio State), WR.....	84	1976-84
Bass, Robert (Miami-FL), LB.....	52	1995
Bassi, Dick* (Santa Clara), G.....	35	1938-39
Bates, D'Wayne (Northwestern), WR.....	87	1999-2001
Battles, Bill* (Brown), E.....	**	1939
Bauman, Alf* (Northwestern), T.....	41	1948-50
Bausch, Frank* (Kansas), C.....	24	1937-40



CHICAGO BEARS ALL-TIME ROSTER

Baxter, Fred (Auburn), TE.....	84	2001-02	Brackett, ML (Auburn), T.....	63	1956-57
Baynham, Craig (Georgia Tech), RB.....	46	1970	Bradley, Chuck (Oregon), TE.....	81	1977
Becker, Dave (Iowa), S.....	49	1980	Bradley, Ed* (Wake Forest), G.....	38, 67	1950; 52
Becker, Doug (Notre Dame), LB.....	51	1978	Bradley, Mark (Oklahoma), WR.....	16	2005-08
Becker, Kurt (Michigan), G.....	79	1982-88; 90	Bradley, Steve (Indiana), QB.....	12	1987
Becker, Wayland* (Marquette), E.....	21	1934	Braidwood, Charles* (Chattanooga), E.....	16	1932
Béekman, Josh (Boston College), G.....	67	2007-09	Bramhall, Art* (DePaul), HB.....	**	1931
Bell, Bob (Missouri), LB.....	97	1987	Bratkowski, Edmund "Zeke" (Ga.), QB.....	12	1954; 57-60; 72
Bell, Kahill (UCLA), RB.....	32	2009-11	Bray, Ray* (Western Michigan), G.....	82	1939-42; 46-51
Bell, Kay* (Washington State), T.....	26	1937	Brewer, Chris (Arizona), RB.....	32	1987
Bell, Ricky (NC State), CB.....	30, 32	1997-98	Briggs, Greg (Texas Southern), LB.....	54	1996
Bell, Todd* (Ohio State), S.....	25	1981-84; 86	Briggs, Lance (Arizona), LB.....	55	2003-11
Belton, Keith (Syracuse), FB.....	44	2004	Brien, Doug (California), K.....	10	2005
Benjamin, Ryan (South Florida), LS.....	63	2001	Brink, Larry (Northern Illinois), E.....	80	1954
Bennett, Ben (Duke), QB.....	14	1987	Britton, Earl* (Illinois), FB.....	80	1925
Bennett, Earl (Vanderbilt), WR.....	85, 80	2008-11	Brockermeyer, Blake (Texas), T.....	78	1999-2001
Bennett, Edgar (Florida State), RB.....	32	1998-99	Brockman, Edward (Oklahoma), B.....	**	1930
Benson, Cedric (Texas), RB.....	32	2005-07	Brooks, Anthony (E. Texas St.), WR.....	10	1993
Benton, Jim* (Arkansas), E.....	12	1943	Brooks, Macey (James Madison), WR.....	83	1999-2000
Berger, Mitch (Colorado), P.....	17	1995	Brown, Alex (Florida), DE.....	96	2002-09
Bergerson, Gilbert* (Oregon State), G.....	23	1932-33	Brown, Charlie (Syracuse), DB.....	22	1966-67
Berlin, Eddie (Northern Iowa), WR.....	86	2005	Brown, Ed* (San Francisco), QB.....	15	1954-61
Berrian, Bernard (Fresno State), WR.....	80	2004-07	Brown, Kevin (W. Texas State), P.....	11	1987
Berry, Connie, M.* (NC State), E.....	23	1942-46	Brown, Mike (Nebraska), S.....	30	2000-08
Berry, Royce (Houston), DE.....	82	1976	Brown, Ruben (Pittsburgh), G.....	74	2004-07
Best, Art (Kent State), RB.....	25	1977-78	Brown, William (Illinois), FB.....	38	1961
Bettis, Tom (Purdue), LB.....	65	1963	Bruer, Bob (Mankato State), TE.....	81	1976
Bettridge, John* (Ohio State), HB.....	9	1937	Brumbaugh, Carl* (Florida), QB.....	8	1930-37
Bingham, Don* (Sul Ross), HB.....	46	1956	Brupbacher, Ross (Texas A&M), LB.....	31	1970-73
Bishop, Bill* (North Texas), T.....	73	1952-60	Bryan, Johnny* (Chicago), HB.....	4, 8, 9	1922-25
Bishop, Don* (Los Angeles City), E.....	45	1959	Bryant, Waymond (Tennessee St.), LB.....	50	1974-77
Bivins, Charles* (Morris Brown), HB.....	49	1960-66	Buckler, William "Bill"* (Alabama), G.....	5, 15, 16	1926-31
Bjork, Del* (Oregon), T.....	82	1937-38	Buenning, Dan (Wisconsin), G.....	72	2008
Blackburn, JA, T.....	**	1923	Buffone, Doug (Louisville), LB.....	55	1966-79
Blacklock, Hugh* (Michigan State), T.....	21	1920-25	Buford, Maury (Texas Tech), P.....	8	1985-86; 89-91
Blackman, Lennon* (Tulsa), HB.....	11, 19	1930	Buivid, Ray* (Marquette), QB/HB.....	9	1937-38
Blackwell, Kelly (TCU), TE.....	91	1992	Bukich, Rudy (USC), QB.....	10, 14	1958-59; 62-68
Blair, Paul (Oklahoma State), T.....	68	1986-87	Bull, Ronnie (Baylor), B.....	29	1962-70
Blake, Jeff (East Carolina), QB.....	11	2005	Bullocks, Josh (Nebraska), S.....	36	2009-10
Blanda, George* (Kentucky), QB/K.....	16, 22	1949-58	Burdick, Lloyd* (Illinois), T.....	14	1931-32
Blaylock, Anthony (Winston-Salem), CB.....	47	1993	Burgeis, Glenn* (Tulsa), T.....	29	1945
Boden, Lynn (South Dakota State), G.....	60	1979	Burger, Todd (Penn State), G.....	63	1993-97
Bolan, George* (Purdue), FB.....	5, 19	1921-24	Burks, Randy (SE Oklahoma St.), WR.....	83	1976
Bonderant, JB* (DePauw), C.....	**	1922	Burman, George (Northwestern), T.....	68	1964
Boniol, Chris (Louisiana Tech), K.....	18	1999	Burns, Keith (Oklahoma State), LB.....	52	1999
Booker, Marty (NW Louisiana), WR.....	86	1999-2003; 08	Burris, Henry (Temple), QB.....	10	2002
Boone, Alfonso (Mt. San Ant. JC), DT.....	70	2001-06	Burton, James (Fresno State), CB.....	35	1994-97
Boone, JR* (Tulsa), HB.....	55, 57	1948-51	Burton, Shane (Tennessee), DT.....	94	1999
Bortz, Mark (Iowa), G.....	62	1983-94	Buss, Arthur* (Michigan State), T.....	10, 11	1934-35
Boso, Cap (Illinois), TE.....	86	1987-91	Bussey, Young* (LSU), QB.....	37	1940-41
Bowers, Sam (Fordham), TE.....	84	1987	Butkus, Dick (Illinois), LB.....	51	1965-73
Bowman, Zackary (Nebraska), CB.....	35	2008-11	Butler, Gary (Rice), TE.....	81	1975
Bownes, Fabien (W. Illinois), WR.....	82, 88	1995-98	Butler, Kevin (Georgia), K.....	6	1985-95

ALL-TIME ROSTER

Butterfield, Mark (Stanford), QB.....	10	1996
Buzin, Rich (Penn State), T.....	73	1972

C

Cabral, Brian (Colorado), LB.....	54	1981-86
Cadle, James (San Jose State), G.....	72	1962-72
Caffey, Lee Roy* (Texas A&M), LB.....	60	1970
Cain, Jeremy (Massachusetts), LB.....	58	2004-05
Cain, Joe (Oregon Tech), LB.....	59	1993-96
Caldwell, Mike (Middle Tenn. St.), LB.....	55	2002
Calland, Lee (Louisville), CB.....	23	1969
Cameron, Jack (Winston-Salem), WR.....	30	1984
Campana, Al* (Youngstown), HB.....	10, 40	1950-53
Campbell, Gary (Colorado), LB.....	59	1977-83
Campbell, Leon* (Arkansas), FB.....	32	1952-54
Canady, James (Texas), HB.....	8	1948-49
Carey, Bob* (Michigan State), E.....	85	1958
Carimi, Gabe (Wisconsin), T.....	72	2011
Carl, Harland (Wisconsin), HB.....	41	1956
Carlson, Jules "Zuck"* (Oregon St.), G.....	20	1929-36
Caroline, JC (Illinois), DB.....	25	1956-65
Carrier, Mark (USC), S.....	20	1990-96
Carter, Daryl (Wisconsin), LB.....	59	1997
Carter, Marty (Mid. Tenn. St.), S.....	23	1995-98
Carter, Tom (Notre Dame), CB.....	25	1997-99
Carter, Tony (Minnesota), RB.....	30	1994-97
Carter, Virgil (BYU), QB.....	9, 11, 15	1968-69; 76-77
Casares, Rick (Florida), FB.....	35	1955-64
Casey, Tim (Oregon), LB.....	34	1969
Cash, Kerry (Texas), TE.....	84	1996
Castete, Jesse (McNeese State), HB.....	22	1956
Cerqua, Marq (Carson-Newman), LB.....	49	2002
Chamberlin, Guy* (Nebraska), E.....	13, 23	1920-21
Chambers, Wally (E Kentucky), DT.....	60	1973-77
Chancey, Robert, FB.....	38	1998
Chandler, Chris (Washington), QB.....	12	2002-03
Chapura, Dick (Missouri), DT.....	94	1987-89
Chesley, Al (Pittsburgh), LB.....	57	1982
Chesney, Chester "Chet"* (DePaul), C.....	28	1939-40
Childs, Clarence (Florida A&M), DB.....	23	1968
Christian, Bob (Northwestern), FB.....	44	1992-94
Cifers, Ed* (Tennessee), E.....	14	1947-48
Clark, Darryl (Texas), RB.....	37	1987
Clark, Desmond (Wake Forest), TE.....	88	2003-10
Clark, Gail (Michigan State), LB.....	53	1973
Clark, Greg (Arizona State), LB.....	98	1988
Clark, Herman* (Oregon State), G.....	65, 74	1952-56
Clark, Jon (Temple), T.....	72	1996-97
Clark, Phil (Northwestern), DB.....	39	1970
Clarke, Harry* (West Virginia), HB.....	4	1940-43
Clarkson, Stuart* (Texas A&I), G.....	31, 36	1942, 46-50
Clemons, Craig (Iowa), S.....	43	1972-77
Clutts, Tyler (Fresno State), FB.....	44	2011

Coady, Rich (Memphis State), C/E.....	37, 52	1970-74
Cobb, Mike (Michigan State), TE.....	87	1978-81
Cobb, Trevor (Rice), RB.....	43	1994
Cody, Ed* (Purdue), FB.....	16	1949-50
Coia, Angelo (USC), HB.....	46	1960-63
Cole, Emerson (Toledo), FB.....	31	1952
Cole, Linzy (TCU), WR.....	25	1970
Coleman, Quincy (Jackson State), CB.....	43	1998
Coleman, Travis (Hampton), DB.....	39	2002
Coley, James (Clemson), TE.....	89	1990
Collier, Ervin (Florida A&M), DT.....	93	1995
Collins, Andre (Penn State), LB.....	52	1998
Collins, Todd (Michigan), QB.....	10	2010
Colombo, Marc (Boston College), T.....	75	2002-05
Colvin, Rosevelt (Purdue), LB.....	59	1999-2002
Concannon, Jack* (Boston College), QB.....	11	1967-71
Conkright, Bill* (Oklahoma), C.....	47	1937-38
Connor, George* (Notre Dame), T/LB.....	71, 81	1948-55
Conte, Chris (California), S.....	47	2011
Conway, Curtis (USC), WR.....	80	1993-99
Conzelman, Jim* (Washington), HB.....	1, 15	1920
Cook, Daimon (Bethune-Cookman), T.....	76	2001
Cook, Marv (Iowa), TE.....	86	1994
Cooke, Ed (Maryland), E.....	80	1958
Copeland, Ron* (UCLA), WR.....	36	1969
Corbett, George* (Millikin), HB.....	5	1932-38
Cornish, Frank (Grambling), DT.....	73	1966-70
Corzine, Lester* (Davis & Elkins), HB.....	**	1938
Cotton, Craig (Youngstown), TE.....	80	1973
Cousin, Terry (South Carolina), CB.....	21, 24	1997-99
Covert, Jim (Pittsburgh), T.....	74	1983-90
Cowan, Les* (McMurry), T.....	89	1951
Cowsette, Delbert (Maryland), DT.....	73	2006
Cox, Bryan (W. Illinois), LB.....	52	1996-97
Cox, Ron (Fresno State), LB.....	54	1990-95, '97
Crawford, Fred* (Duke), T.....	14	1934-35
Crawford, James* (Illinois), G.....	27	1925
Croft, Abe* (SMU), E.....	12	1944-45
Croftcheck, Don (Indiana), G.....	61	1967
Cross, Bob* (Stephen F. Austin), T.....	76	1952-53
Culpepper, Brad (Florida), DT.....	76	2000
Culver, Alvin* (Notre Dame), T.....	27, 70	1932
Cunningham, Harold* (Ohio State), E.....	14	1929
Curchin, Jeff* (Florida State), T.....	70	1970-71
Currie, Airese (Clemson), WR.....	17	2006
Cutler, Jay (Vanderbilt), QB.....	6	2009-11

D

Daffer, Terrell "Ted"* (Tennessee), E.....	64	1954
Damore, John* (Northwestern), C.....	50	1957-58
Daniell, Jim* (Ohio State), T.....	99	1945
Daniels, Dick (Pacific-Oregon), S.....	23	1969-70
Daniels, Phillip (Georgia), DE.....	93	2000-03



CHICAGO BEARS ALL-TIME ROSTER

Davis, Art* (Alabama State), T.....	70, 78	1953-54
Davis, Chauncey (Florida State), DE.....	94	2011
Davis, Fred* (Alabama), T.....	24	1946-51
Davis, Harper (Miss. St.), HB.....	19	1950
Davis, Jason (Illinois), FB.....	43	2008
Davis, John (Emporia State), TE.....	82	2001-02
Davis, John (Missouri), DB.....	47	1970
Davis, Kellen (Michigan State), TE.....	87	2008-11
Davis, Rashied (San Jose St.), CB/WR.....	21, 81	2005-10
Davis, Rob (Shippensburg - PA), DT/LS.....	91	1996
Davis, Roger (Syracuse), G.....	60	1960-63
Davis, Russell (North Carolina), DE.....	95	1999
Davis, Wendell (LSU), WR.....	82	1988-93
Dean, Fred (Texas Southern), G.....	63	1977
DeCicco, Dom (Pittsburgh), LB.....	58	2011
DeCorrevont, Bill* (Northwestern), HB.....	36	1948-49
DeLong, Steve* (Tennessee), DE.....	87	1972
Deloplaire, Jack (Salem), RB.....	33	1979
Dempsey, Frank (Florida), G.....	40, 62	1950-53
Denney, Austin* (Tennessee), E.....	84	1967-69
Denson, Autry (Notre Dame), RB.....	25	2001
Dent, Richard (Tennessee St.), DE.....	95	1983-93; 95
Devlin, Chris (Penn State), LB.....	50	1978
Devveall, Willard* (SMU), E.....	88	1959-60
Digris, Bernie* (Holy Cross), T.....	37	1943
Dimancheff, Boris "Babe"* (Purdue), HB.....	41	1952
Ditka, Mike (Pittsburgh), TE.....	89	1961-66
Dodd, Al* (NW Louisiana), DB.....	23	1967
Doehring, John "Bull"*, FB.....	11, 27	1932-37
Doerger, Jerry (Wisconsin), T.....	72	1982
Dogins, Kevin (Texas A&M-K'ville), C.....	73	2001-02
Donchez, Tom (Penn State), RB.....	36	1975
Dodley, Jim* (Miami-FL), E.....	43	62-54; 56-57; 59-62
Dorsey, Quinn (Oregon), DE.....	90	2004
Dottley, John (Mississippi), FB.....	34	1951-53
Douglas, Merrill (Utah), FB.....	36	1958-60
Douglass, Bobby (Kansas), QB.....	10	1969-75
Douglass, Maurice (Kentucky), DB.....	36, 37	1986-94
Douthitt, Earl (Iowa), S.....	43	1975
Dowden, Corey (Tulane), CB.....	20	1997
Draft, Chris (Stanford), LB.....	96	1998
Dragos, Scott (Boston College), FB/TE.....	45	2000-01
Dreher, Ferd* (Denver), E.....	20	1938
Dressen, Charley*, QB.....	5	1920
Drews, Ted* (Princeton), E.....	20, 80	1928
Dreyer, Wally* (Wisconsin), HB.....	3, 8	1949
Driscoll, Paddy* (Northwestern), HB.....	1, 20	1920; 26-29
Drulis, Chuck* (Temple), G.....	14, 21	1942, 45-50
Drury, Lyle* (St. Louis), E.....	23	1930-31
Drzewiecki, Ron (Marquette), HB.....	21	1955; 57
Duarte, George (N Arizona), CB.....	30	1987
Duerson, Dave* (Notre Dame), S.....	22	1983-89
Dugger, Jack* (Ohio State), E.....	12	1949

Dulaney, Mike (North Carolina), RB.....	38	1997
Dunlap, Bob* (Oklahoma), QB.....	30	1935
Dunsmore, Pat (Drake), TE.....	91	1983-84
Duvic, John (Northwestern), K.....	10	1987
Dvoracek, Dusty (Oklahoma), DT.....	98	2007-08
Dyko, Chris (Washington St.), T.....	68	1989

E

Earl, Robin (Washington), RB/TE.....	39, 81	1977-82
Ecker, Ed* (John Carroll), T.....	22	1947
Edinger, Paul (Michigan State), K.....	2	2000-04
Edwards, Brian (East Tenn. St.), RB.....	38	2000
Edwards, Cid (Tennessee State), RB.....	37	1975
Edwards, Marc (Notre Dame), FB.....	49	2005
Edwards, Steve (Central Florida), T.....	79	2002-05
Eilers, Pat (Notre Dame), S.....	25, 37	1995
Elliott, Jamin (Delaware), WR.....	87	2002
Ellis, Allan (UCLA), CB.....	48	73-77; 79-80
Elnes, Leland* (Bradley), QB.....	10, 11	1929
Ely, Harold* (Iowa), G.....	11	1932
Ely, Larry (Iowa), LB.....	54	1975
Enderle, Nathan (Idaho), QB.....	10	2011
Engelbreiten, Paul* (Northwestern), G.....	21	1932
Englund, Harry*, E.....	15	1920-23
Engram, Bobby (Penn State), WR.....	81	1996-2000
Enis, Curtis (Penn State), RB.....	39, 44	1998-2000
Epps, Tory* (Memphis State), DT.....	65	1993-94
Erickson, Craig (Miami-Fla.), QB.....	19	1999
Erickson, Harold* (Wash. & Jeff.), HB.....	26	1925
Evans, Earl* (Harvard), T.....	19, 44	1926-29
Evans, Fred (Notre Dame), HB.....	11	1948
Evans, Vince (USC), QB.....	8	1977-83
Everett, Tyler (Ohio State), S.....	22	2006
Evey, Dick (Tennessee), T.....	79	1964-69

F

Fada, Rob (Pittsburgh), G.....	92	1983-84
Fain, Richard (Florida), CB.....	24	1992
Falkenberg, Herb* (Trinity), FB.....	30	1952
Famiglietti, Gary* (Boston U.), FB.....	2	1938-45
Fanning, Stan* (Idaho), T.....	65	1960-62
Farmer, George (UCLA), WR.....	43	1970-75
Farrington, John* (Prairie View), E.....	84	1960-63
Farris, Tom* (Wisconsin), QB.....	36	1946-47
Faulkerson, Mike (North Carolina), FB.....	38	1995-96
Feathers, Beattie* (Tennessee), HB.....	48	1934-37
Febel, Fritz* (Purdue), G.....	28	1935
Federovich, John* (Davis & Elkins), T.....	34	1941-42
Feichtinger, Andy*, E.....	11	1920-21
Fencik, Gary (Yale), S.....	45	1976-87
Fenimore, Bob* (Oklahoma A&M), HB.....	55	1947
Ferguson, JB, T.....	**	1932
Ferguson, Jim (South Carolina), C/LB.....	58	1969

ALL-TIME ROSTER

Fetz, Gus*, FB.....	10	1923	Gault, Willie (Tennessee), WR.....	83	1983-87
Figner, George "Bunny" (Colorado), HB.....	21	1953	Gayle, Shaun (Ohio State), S.....	23	1984-94
Finzer, Dave (DePauw), P.....	15	1984	Gedney, Chris (Syracuse), TE.....	84	1993-96
Fisher, Bob (SMU), TE.....	85	1980-81	Gentry, Curtis (Maryland Eastern Shore), DB.....	46	1966-68
Fisher, Jeff (USC), CB.....	24	1981-84	Gentry, Dennis (Baylor), WR.....	29	1982-92
Fitzgerald, Greg (Iowa), DT.....	96	1987	George, Bill* (Wake Forest), G/LB.....	61, 72	1952-65
Flaherty, Pat* (Princeton), E.....	15	1923	George, Jeff (Illinois), QB.....	11	2004
Flanagan, Dick* (Ohio State), G.....	9	1948-49	Gepford, Sid* (Millikin & Bethany), B.....	6	1920
Flanagan, Latham* (Carnegie Tech), E.....	19	1931	Gersbach, Carl (West Chester St.), LB.....	59	1975
Flanigan, Jim (Notre Dame), DT.....	68, 99	1994-2000	Geyer, Bill* (Colgate), HB.....	7, 11	1942-43, 46
Fleckenstein, Bill* (Iowa), G.....	15	1925-30	Gibron, Abe* (Purdue), G.....	65	1958-59
Floyd, Bobby Jack (TCU), FB.....	30	1953	Gibson, Aaron (Wisconsin), G/T.....	78	2003-04
Flutie, Doug (Boston College), QB.....	2	1986	Gibson, Thadeus (Ohio State), DE.....	93	2011
Fontenot, Al (Baylor), DE.....	96	1993-96	Gilbert, Jarron (San Jose State), DT.....	90	2009
Fontenot, Jerry (Texas A&M), G.....	67	1989-96	Gilbert, Kline* (Mississippi), T.....	62	1953-57
Forbes, Marlon (Penn State), S.....	46	1996-98	Gilliam, John (South Carolina St.), WR.....	82	1977
Ford, Carl (Toledo), WR.....	19	2005	Gilmore, John (Penn State), TE.....	85	2002-07
Ford, Charlie (Houston), CB.....	32	1971-73	Glasgow, Brian (N Illinois), TE.....	82, 98	1987
Fordham, Jim* (Georgia), FB.....	3	1944-45	Glenn, Bill* (E Illinois), QB.....	8	1944
Forrest, Tom (Cincinnati), G.....	62	1974	Glueck, Larry (Villanova), B.....	43	1963-65
Forsey, Brock (Boise State), RB.....	44	2003	Goebel, Paul* (Michigan), E.....	44	1925
Forte, Aldo* (Montana State), G.....	23	1939-42	Goodnight, Owen* (Hardin-Simmons), QB.....	27	1946
Forté, Matt (Tulane), RB.....	22	2008-11	Gordon, Dick (Michigan State), WR.....	45	1965-71
Fortmann, Dan* (Colgate), G.....	21	1936-43	Gordon, Lou* (Illinois), T.....	19	1938
Fortunato, Joe (Mississippi State), LB.....	31	1955-66	Gorgal, Ken (Purdue), HB.....	14	1955-56
Francis, Sam* (Nebraska), FB.....	38	1937-38	Gould, Robbie (Penn State), K.....	9	2005-11
Franklin, Paul* (Franklin), E.....	9	1930-34	Gowins, Brian (Northwestern), K.....	11	1999
Frazier, Leslie (Alcorn State), CB.....	21	1981-85	Grabowski, Jim (Illinois), RB.....	33	1971
Frederick, Andy (New Mexico), T.....	71	1983-85	Graham, Conrad (Tennessee), DB.....	37	1973
Friedman, Lennie (Duke), G.....	62	2005	Graham, Corey (New Hampshire), CB.....	21	2007-11
Frump, Milton* (Ohio Wesleyan), G.....	17	1930	Graham, Jeff (Ohio State), WR.....	81	1994-95
Fuller, Steve (Clemson), QB.....	4	1984-86	Grandberry, Ken (Wash. St.), RB.....	47	1974
Furrer, Will (Virginia Tech), QB.....	2	1992	Grange, Garland "Gardie"* (Illinois), E.....	25	1929-31
G			Grange, Harold "Red"* (Illinois), HB/DB.....	77	1925; 29-34
Gage, Justin (Missouri), WR.....	87, 12	2003-06	Grant, Charles (Georgia), DE.....	94	2010
Gagnon, Dave (Ferris State), RB.....	21	1974	Grant, Ernest (Ark.-Pine Bluff), DT.....	72	2002
Gaines, Michael (Central Florida), TE.....	85	2009	Grasmanis, Paul (Notre Dame), DT.....	93	1996-98
Gaines, Wentford (Cincinnati), CB.....	36	1978-80	Gray, Bobby (Louisiana Tech), SS.....	25	2002-04
Galimore, Willie* (Florida A&M), HB.....	28	1957-63	Gray, Chris (Auburn), G.....	62	1997
Gallagher, Dave (Michigan), DE.....	76	1974	Green, Bobby Joe* (Florida), P.....	88	1962-73
Gallarneau, Hugh* (Stanford), HB.....	8	1941-42; 45-47	Green, Mark (Notre Dame), RB.....	31	1989-92
Gandy, Mike (Notre Dame), G.....	69	2002-04	Green, Mike (Northwestern St.), S.....	43	2000-05
Garay, Antonio (Boston College), DT.....	90	2006-07	Green, Robert (William & Mary), RB.....	22	1993-96
Gardner, Gilbert (Purdue), LB.....	59	2008	Greenwood, Glen* (Iowa), HB.....	**	1924
Gardocki, Chris (Clemson), P/K.....	17	1991-94	Griese, Brian (Michigan), QB.....	14	2006-07
Garrett, Carl (New Mexico H'lands), RB.....	26	1973-74	Grim, Bob (Oregon State), WR.....	27	1975
Garrett, T.* (Oklahoma A&M), C.....	13	1947-48	Grossman, Rex (Florida), QB.....	8	2003-08
Garrett, WD* (Mississippi State), T.....	44	1950	Grosvenor, George* (Colorado), HB.....	8	1935-36
Garvey, A. "Hec"* (Notre Dame), E.....	6	1922-25	Grygo, Al* (South Carolina), HB.....	32	1944-45
Garvey, Ed* (Notre Dame), HB.....	28	1925	Gudauskas, Pete* (Murray State), G.....	17	1943-44
Garza, Roberto (Texas A&M-K'ville), G.....	63	2005-11	Gulyanics, George* (Ellisville JC), HB/P.....	39	1947-55
Gattis, Josh (Wake Forest), S.....	43	2007	Gunn, Jimmy (USC), LB.....	30	1970-75
			Gunner, Harry (Oregon State), DE.....	78	1970



CHICAGO BEARS ALL-TIME ROSTER

H

Haddon, Aldous* (Wash. & Jeff.), B.....	28	1928
Haines, Kris (Notre Dame), WR.....	83	1979-81
Halas, George* (Illinois), E.....	7	1920-29
Hale, Dave (Ottawa), DE.....	75	1969-73
Hall, Lemanski (Alabama), LB.....	53	1998
Hallock, Ty (Michigan State), FB.....	49, 94	1998-99
Haluska, Jim (Wisconsin), HB.....	11	1956
Hamilton, Marcus (Virginia), CB.....	24	2008
Hamity, Lewis* (Chicago), HB.....	3	1941
Hamlin, Gene (Western Michigan), C.....	50	1971
Hammond, Henry* (Southwestern), E.....	15	1937
Hampton, Dan (Arkansas), DE.....	99	1979-90
Hanie, Caleb (Colorado State), QB.....	12	2008-11
Hanke, Carl* (Minnesota), G.....	5	1922
Hanny, Frank* (Indiana), E.....	19	1922-26
Hansen, Wayne* (Texas Western), C.....	14, 51	1950-59
Harbaugh, Jim (Michigan), QB.....	4, 14	1987-93
Hardy, Cliff (Michigan State), CB.....	17	1971
Hardy, John (California), DB.....	38	1991
Harley, Charles "Chic" (Ohio State), RB.....	**	1921
Harmon, Ronnie (Iowa), RB.....	22	1997
Harper, LaSalle (Arkansas), LB.....	54	1989
Harper, Roland (Louisiana Tech), RB.....	35	75-78; 80-82
Harris, Al (Arizona State), DE.....	90	1979-84; 86-87
Harris, Chris (Louisiana-Monroe), S.....	46	2005-06; 10-11
Harris, Chuck (West Virginia), T.....	75	1987
Harris, Frank (NC State), RB.....	36	1987
Harris, Raymond (Ohio State), RB.....	29	1994-97
Harris, Richard* (Grambling), DE.....	84	1974-75
Harris, Sean (Arizona), LB.....	55	1995-2000
Harris, Tommie (Oklahoma), DT.....	91	2004-10
Harris, Walt (Mississippi State), CB.....	27	1996-2001
Harris, Willie (Mississippi State), WR.....	86	1993
Harrison, Jim (Missouri), RB.....	35	1971-74
Harrison, Marcus (Arkansas), DT.....	94, 99	2008-10
Hart, Tommy (Morris Brown), DE.....	53	1978-79
Hartenstine, Mike (Penn State), DE.....	73	1975-86
Hartman, Fred* (Rice), T.....	35	1947
Hartnett, Perry (SMU), G.....	71	1982-83
Hartsell, Mark (Boston College), QB.....	11	2000
Haselrig, Clint (Michigan), WR.....	81	1974
Hass, Mike (Oregon State), WR.....	83	2007
Hatley, John* (Sul Ross), G.....	65	1953
Hawkins, Garland (Syracuse), DE.....	74	1995
Haynes, Michael (Penn State), DE.....	97	2003-05
Hazelton, Major (Florida A&M), DB.....	49	1968-69
Healey, Ed* (Dartmouth), T.....	16	1922-27
Healy, Don (Maryland), G.....	60	1958-59
Hearden, Tom* (Notre Dame), QB.....	80	1929
Heck, Andy (Notre Dame), T.....	64	1994-98
Heileman, Charles* (Iowa State), E.....	**	1939
Heimuli, Lakei (BYU), RB.....	38	1987

Helwig, John* (Notre Dame), G.....	80	1953-56
Hempel, Bill* (Carroll), T.....	19	1942
Henderson, Reuben (San Diego St.), CB.....	20	1981-82
Henry, Ricky (Nebraska), G.....	64	2011
Hensley, Dick (Kentucky), E.....	82	1953
Hernandez, Adam (Yale), G.....	78	1998
Herndon, Jimmy (Houston), T.....	74	1997-2001
Herron, Bruce (New Mexico), LB.....	51	1978-82
Hester, Devin (Miami-FL), CB/KR/PR/WR.....	23	2006-11
Hester, Jim* (North Dakota), TE.....	86	1970
Hewitt, Bill* (Michigan), E.....	56	1932-36
Heyward, Craig* (Pittsburgh), FB.....	45	1993
Hibbs, Jesse* (USC), T.....	54	1931
Hicks, Michael (S. Carolina St.), RB.....	44	1996-97
Hicks, Tom (Illinois), LB.....	54	1976-80
High, Lennie*, HB.....	24	1920
Hiles, Van (Kentucky), S.....	48	1997
Hilgenberg, Jay (Iowa), C.....	63	1981-91
Hill, Charles (Maryland), DT.....	74	2003
Hill, Harlon (North Alabama), E.....	87	1954-61
Hill, Ike (Catawba), WR.....	17	1973-74
Hills, Keno (Southwestern La.), G/T.....	68	1999
Hillenmeyer, Hunter (Vanderbilt), LB.....	92	2003-10
Hilliard, Randy (NW Louisiana), CB.....	47	1998
Hintz, Mike (Wis-Platteville), DB.....	35	1987
Hoban, Mike (Michigan), G.....	67	1974
Hobscheid, Fred* (Chicago), G.....	**	1927
Hodgins, Norm (LSU), S.....	34	1974
Hoffman, Jack* (Xavier), E.....	82	1952-56
Hoffman, John (Hawaii), DE.....	79	1971
Hoffman, John* (Arkansas), E.....	29, 89	1949-56
Hoge, Merrill (Idaho State), RB.....	33	1994
Hohensee, Mike (Minnesota), QB.....	8	1987
Hoke, Jonathan (Ball State), CB.....	47	1980
Holdman, Warrick (Texas A&M), LB.....	53	1999-2003
Holloway, Glen* (N Texas State), G.....	61, 62	1970-73
Holly, Daven (Cincinnati), CB.....	26	2005
Holman, Willie* (South Carolina St.), DE.....	85	1968-73
Holmer, Walter* (Northwestern), FB.....	9	1929-30
Holmes, Jaret (Auburn), K.....	10	1999
Holovak, Mike* (Boston College), FB.....	15	1947-48
Holt, Terrence (NC State), S.....	32	2008
Hoptowitz, Al* (Washington State), T.....	26	1941-45
Horan, Mike (Long Beach State), P.....	2	1998
Horn, Levi (Montana), T.....	79	2011
Horton, Larry (Iowa), DT.....	64	1972-73
Howard, Bobbie (Notre Dame), LB.....	52	2001-03
Howard, Dana (Illinois), LB.....	95	1996
Howley, Charles (West Virginia), C.....	54	1958-59
Hrivnak, Gary (Purdue), DT.....	72	1973-76
Huarte, John (Notre Dame), QB.....	7	1972
Huerta, Carlos (Miami-FL), K.....	8	1996
Hudson, Chris (Colorado), S.....	47	1999

ALL-TIME ROSTER

Huff, Gary (Florida State), QB.....	19
Huffine, Kén* (Purdue), FB.....	5
Hugasian, Harry (Stanford), HB.....	48
Hughes, Billy* (Texas), C.....	24
Hughes, Tyrone (Nebraska), PR/KR.....	33
Hull, Mike (USC), FB.....	33
Hultz, Don (Southern Miss.), DT.....	67
Humphries, Stefan (Michigan), G.....	75
Hunsinger, Chuck (Florida), HB.....	46
Hunt, Jackie* (Marshall), HB.....	25
Huntington, Greg (Penn State), G.....	67
Hurd, Sam (Northern Illinois), WR.....	81
Hurst, William* (Oregon), G.....	**
Hutchison, Anthony (Texas Tech), RB.....	31
Hutchinson, Chad (Stanford), QB.....	9
Huther, Bruce (New Hampshire), LB.....	57
Hyche, Steve (Livingston), LB.....	58
Hyland, Bob (Boston College), C.....	50

I

Idonije, Israel (Manitoba), DE.....	71
Iglesias, Juanquin (Oklahoma), WR.....	17
Ingwersen, Burt* (Illinois), G.....	10
Ippolito, Anthony* (Purdue), G.....	82
Ireland, Darwin (Arkansas), LB.....	52, 60
Ivlow, John (Colorado State), RB.....	46
Iwuh, Brian (Colorado), LB.....	52

J

Jackson, Bobby* (Alabama), HB.....	20
Jackson, Jack (Florida), WR.....	88
Jackson, John (USC), WR.....	82
Jackson, Noah (Tampa), G.....	65
Jackson, Randy (Florida), T.....	65
Jackson, Vestee (Washington), CB.....	24
Jaeger, Jeff (Washington), K.....	1
Jagade, Chick* (Indiana), FB.....	30
James, Dan* (Ohio State), T.....	74
Janata, John (Illinois), T.....	72
Janet, Ernie (Washington), G.....	64
January, Mike (Texas), LB.....	94
Jarmoluk, Mike* (Temple), T.....	25
Jecha, Ralph (Northwestern), G.....	69
Jeffries, Eric (Texas), CB.....	24, 31
Jencks, Robert* (Miami, OH), E.....	80
Jenkins, Corey (South Carolina), LB.....	53
Jennings, Keith (Clemson), TE.....	85
Jennings, Tim (Georgia), CB.....	26
Jensvold, Leo* (Iowa), QB.....	10
Jeter, Bob (Iowa), CB.....	29
Jeter, Perry (California Poly Tech), RB.....	21
Jewett, Bob (Michigan State), E.....	86
Jiggetts, Dan (Harvard), T.....	62

Jimoh, Ade (Utah State), CB.....	35	2007
Joe, Leon (Maryland), LB.....	53	2004-06
Joesting, Herb* (Minnesota), FB.....	33	1931-32
Johnson, Albert* (Kentucky), FB.....	3	1938
Johnson, Anthony (Notre Dame), RB.....	25	1995
Johnson, Bill* (SMU), G.....	33	1946-47
Johnson, Brent (Tenn.-Chattanooga), C/G.....	53	1987
Johnson, Bryan (Boise State), FB.....	47	2004-05
Johnson, Clyde (Kansas State), DB.....	35	1997
Johnson, Greg (Florida State), DT.....	78	1977
Johnson, Herman (LSU), G.....	67	2010
Johnson, Jack (Miami-FL), B.....	49	1957-59
Johnson, John (Indiana), T.....	76	1963-68
Johnson, Keshon (Arizona), CB.....	25, 37	1993-95
Johnson, Leo* (Milikin), HB.....	8	1920
Johnson, Leon (North Carolina), RB.....	32	2001-02
Johnson, Oscar G*, (Vermont), FB.....	1, 10	1924
Johnson, Pete (VMI), B.....	20	1959
Johnson, Robert (Auburn), TE.....	82	2003
Johnson, Tank (Washington), DT.....	99	2004-06
Johnson, Todd (Florida), S.....	32, 35	2003-06
Johnson, Troy (Oklahoma), LB.....	92	1988-89
Johnson, Will (NE Louisiana), LB.....	89, 93	1987
Johnsos, Luke* (Northwestern), E.....	24	1929-37
Jones, Bob (San Diego State), E.....	43	1967
Jones, Dante (Oklahoma), LB.....	53	1988-94
Jones, Daryl (Miami-FL), WR.....	82	2004
Jones, Edgar* (Pittsburgh), HB.....	27, 37	1945
Jones, Greg (Colorado), LB.....	55	2001
Jones, Jermaine (Northwestern St.), CB.....	26	1999
Jones, Jerry* (Notre Dame), G.....	12	1920-21
Jones, Jimmy (Wisconsin), E.....	80	1965-67
Jones, Kevin (Virginia Tech), RB.....	27	2008-09
Jones, Stan* (Maryland), T.....	78	1954-65
Jones, Thomas (Virginia), RB.....	20	2004-06
Joyce, Eric (Tennessee State), DB.....	38	2002
Jordan, Donald (Houston), RB.....	49	1984
Joseph, Dwayne (Syracuse), CB.....	32	1995-96
Juenger, Dave (Ohio U.), WR.....	38	1973
June, Cato (Michigan), LB.....	59	2009
Jurkovic, Mirko (Notre Dame), G.....	64	1992

K

Karr, William* (West Virginia), E.....	22	1933-38
Karras, Ted (Indiana), G.....	67	1960-64
Karwales, Jack* (Michigan), E.....	33	1946-47
Kashama, Alain (Michigan), DE.....	94	2004
Kassel, Chuck* (Illinois), E.....	24	1927
Kavanaugh, Ken* (LSU), E.....	51	40-41; 45-50
Kawal, Ed* (Illinois), C.....	19, 27	1931-36
Keane, Jim* (Iowa State), E.....	20	1946-51
Keefe, Jerry* (Notre Dame), G.....	**	1920
Kelly, Elmo* (Wichita), E.....	76	1944



CHICAGO BEARS ALL-TIME ROSTER

Kelly, Jim (Tennessee State), TE.....	88	1974	Lamb, Walter* (Oklahoma), E.....	12	1946
Kendricks, Jim* (Texas A&M), T.....	6, 26	1924	Landry, Greg (Massachusetts), QB.....	11	1984
Kennedy, Jimmy (Penn State), DT.....	72	2007	Lanum, R. "Jake"* (Ill & Milikin), QB.....	1	1920-24
Kennison, Eddie (LSU), WR.....	82	2000	LaRocque, Joey (Oregon State), LB.....	90	2008
Keriasotis, Nick* (St. Ambrose), G.....	19	1942-44	Larson, Fred* (Notre Dame), C.....	14, 17	1922
Keyes, Marcus (North Alabama), DT.....	73	1996-97	Lashar, Tim (Oklahoma), K.....	16	1987
Keys, Tyrone (Mississippi St.), DE.....	98	1983-85	Lasker, Greg (Arkansas), S.....	31	1988
Kiesling, Walter* (St. Thomas), G.....	25	1934	Latta, Greg* (Morgan State), TE.....	88	1975-80
Kilcullen, Bob (Texas Tech), T.....	74	1957-65	Lawler, Allen* (Texas), HB.....	33	1948
Kilgore, Jon (Auburn), P.....	80	1968	Lawson, Roger (W. Michigan), RB.....	36	1972-73
Kindt, Don* (Wisconsin), HB.....	6, 81	1947-55	Layne, Bobby* (Texas), QB.....	22	1948
Kindt, Don Jr. (Wis-LaCrosse), TE.....	81	1987	Leahy, Bernie* (Notre Dame), HB.....	6	1932
King, Ralph* (Chicago), T.....	2	1925	Leclerc, Roger (Trinity), K/LB.....	54, 83	1960-66
Kinney, Steve (Utah State), T.....	63	1973-74	Le Bel, Harper (Colorado State), LS.....	88	1997
Kirk, Ken* (Mississippi), C.....	53	1960	Lee, Buddy (LSU), QB.....	14	1971
Kissell, Adolph* (Boston College), FB.....	18	1942	Lee, Herman* (Florida A&M), T.....	70	1958-66
Kittner, Kurt (Illinois), QB.....	15	2005	Lee, Shawn* (North Alabama), DE.....	76	1998
Klawitter, Dick* (S. Dakota State), C.....	54	1956-57	Leeuwenburg, Jay (Colorado), G.....	58	1992-95
Klein, Richard* (Iowa), T.....	79	1958-59	Leeuwenburg, Rich (Stanford), T.....	57	1965
Knapczyk, Ken (Northern Iowa), WR.....	88	1987	Leggett, Earl* (LSU), T.....	71	1957-65
Knight, Bryan (Pittsburgh), LB.....	90	2002-03	Lemon, Clifford* (Centre), T.....	9	1926
Knop, Oscar* (Illinois), FB.....	11	1923-28	Leonard, James* (Colgate), T.....	**	1924
Knox, Bill (Purdue), DB.....	31	1974-76	Lesane, James (Virginia), HB.....	49	1952-53
Knox, Johnny (Abilene Christian), WR.....	13	2009-11	Lewis, Darren (Texas A&M), RB.....	33	1991-93
Knox, Ron* (UCLA), QB.....	18	1957	Lewis, Nate (Oregon Tech), WR.....	82	1994-95
Koehler, Robert* (Northwestern), FB.....	3	1920-21	Lewis, Scotty (Baylor), DT.....	79	1995
Kolman, Ed* (Temple), T.....	29	1940-44	Lick, Dennis (Wisconsin), T.....	70	1976-81
Komar, Max (Idaho), WR.....	83	2011	Lincoln, Jeremy (Tennessee), CB.....	39	1992-95
Konovsky, Bob* (Wisconsin), G.....	58	1960	Line, Bill (SMU), DT.....	67	1972
Kopcha, Joe* (Chattanooga), G.....	29	1929-35	Lintzenich, Joseph* (St. Louis), FB.....	7	1930-31
Kortas, Kenneth (Louisville), T.....	70	1969	Lipscomb, Paul* (Tennessee), T.....	74	1954
Kosins, Gary (Dayton), RB.....	33	1972-74	Lisch, Rusty (Notre Dame), QB.....	12	1984
Kozlowski, Glen (BYU), WR.....	88	1987-92	Littleton, Jody (Baylor), LS.....	63	2002
Kramer, Erik (NC State), QB.....	12	1994-98	Livers, Virgil (W. Kentucky), CB.....	24	1975-79
Kreamcheck, John (Wm. & Mary), T.....	58	1953-55	Livingston, Andy (Phoenix JC), B.....	48	1964-65
Kreitling, Rich (Illinois), E.....	82	1964	Livingston, Howie* (Fullerton JC), DB.....	48	1953
Krenk, Mitch (Nebraska), TE.....	89	1984	Lloyd, Brandon (Illinois), WR.....	80	2008
Krenzler, Craig (Ohio State), QB.....	16	2004	Logan, James (Indiana), G.....	20, 37	1942-43
Kreutz, Olin (Washington), C.....	57	1998-2010	Long, Harvey* (Detroit), T.....	27	1929
Krieg, Dave (Milton College - WI), QB.....	17	1996	Long, Johnny* (Colgate), QB.....	33	1944-45
Kriewald, Doug (West Texas State), G.....	60	1967-68	Lott, Andre (Tennessee), DB.....	26	2006
Krumm, Todd (Michigan State), S.....	44	1988	Louis, Lance (San Diego State), G.....	60	2009-11
Kuechenberg, Rudy (Indiana), LB.....	59	1967-69	Lowe, Lloyd (North Texas State), HB.....	28	1953-54
Kunz, Lee (Nebraska), LB.....	57	1979-81	Lowery, Michael (Mississippi), LB.....	53	1996-97
Kurek, Ralph (Wisconsin), FB.....	32	1965-70	Luckman, Sid* (Columbia), QB/P.....	42	1939-50
			Lujack, Johnny (Notre Dame), QB.....	32	1948-51
			Lundy, Dennis (Northwestern), RB.....	43	1995
			Lusby, Vaughn (Arkansas), CB.....	29	1980
			Lyle, Garry (G. Washington), CB.....	44	1968-74
			Lyman, Dustin (Wake Forest), TE.....	89	2000-04
			Lyman, Roy "Link"* (Neb.), T.....	2, 11, 12, 14, 7726-28;30-31;33-34	
			Lynch, Lorenzo (Cal St.-Sac.), DB.....	43	1987-89
			Lyon, George* (Kansas State), T.....	17	1929

L

Lacina, Corbin (Augustana), G.....	63	2003
Lacy, Bo (Arkansas), G.....	69	2004
LaFavor, Tron (Florida), DT.....	73	2003
LaFleur, Joe* (Marquette), FB.....	2	1922-24
LaForest, W*., FB.....	**	1920
Lahar, Harold* (Oklahoma), G.....	12	1941;1945

ALL-TIME ROSTER

M

MacLeod, Robert* (Dartmouth), HB.....	5	1939-40
Macon, Ed (College of Pacific), HB.....	25	1952-53
MacWherter, Kyle* (Bethany), FB.....	14	1920
Magnani, Dante* (St. Mary's), HB.....	3, 4, 8	1943; 46; 49
Maillard, Ralph* (Creighton), T.....	23	1929
Malone, Charles* (Texas A&M), E.....	25	1933
Manders, Jack* (Minnesota), HB.....	10	1933-40
Maness, James (TCU), WR.....	81	1985
Mangum, John (Alabama), S.....	26	1990-98
Maniaci, Joe* (Fordham), RB.....	11	1938-41
Mannely, Patrick (Duke), T/LS.....	65	1998-2011
Manning, Danieal (Abilene Christian), S/KR....	38	2006-10
Manning, Pete (Wake Forest), E.....	86	1960-61
Manning, Jr., Ricky (UCLA), CB.....	24	2006-07
Manske, Edgar "Eggs"* (Northwestern), E. 7, 17	14	1937-40
Manumaleuna, Brandon (Arizona), TE.....	86	2010
Marconi, Joe* (West Virginia), FB.....	34	1962-66
Margarita, Bob* (Brown), HB.....	44	1944-46
Margerum, Ken (Stanford), WR.....	82, 89	81-83; 85-86
Marshall, Alfonso (Miami-FL), CB.....	22	2004
Marshall, Anthony (LSU), DB.....	36	1994-97
Marshall, Wilber (Florida), LB.....	58	1984-87
Marten, James (Boston College), T.....	72	2009
Martin, Bill (Georgia Tech), E.....	22, 85	1964-65
Martin, Billy* (Minnesota), HB.....	22	1962-64
Martin, Chris (Northwestern), CB.....	25	1996
Martin, Dave (Notre Dame), LB.....	53	1969
Martin, Frank* (Alabama), HB.....	33	1941
Martinovich, P.* (Coll. of Pacific), G.....	19, 66	1940
Maslowski, Matt (San Diego U.), WR.....	46, 82	1972
Mass, Wayne (Clemson), OT.....	74	1968-70
Massey, Chris (Marshall), LS.....	45	2011
Masters, Bob* (Baylor), FB.....	37	1943-44
Masterson, Bernie* (Nebraska), QB.....	33	1934-40
Masterson, Forest (Iowa), C.....	15	1945
Mastrogany, Gus* (Iowa), E.....	29	1931
Matheson, Jack* (W. Michigan), E.....	41	1947
Mattes, Ron (Virginia), T.....	75	1991
Matthews, Shane (Florida), QB.....	9	1993-96; 99-01
Matson, Riley (Oregon), T.....	75	1965
Matuza, Al* (Georgetown), C.....	15	1941-44
Maumalanga, Chris (Kansas), DT.....	72	1997
Maxey, Marcus (Miami-FL), CB.....	27	2006
May, Chester*, G.....	19	1920
May, Walter O. "Red"*, G.....	19	1920
Mayes, Alonzo (Oklahoma State), TE.....	85	1998-2000
Mayes, Rufus* (Ohio State), T.....	71	1969
Maynard, Brad (Ball State), P.....	4	2001-10
Maznicki, Frank (Boston College), HB.....	4	1942-43
McAfee, George* (Duke), HB.....	5, 33	1940-41; 45-50
McBride, Trumaine (Mississippi), CB.....	26	2007-09
McClendon, Willie (Georgia), RB.....	37	1979-82

McClover, Darrell (Miami-FL), LB.....	58, 98	2006-09
McColl, Bill (Stanford), E.....	83	1952-59
McCown, Josh (Sam Houston State), QB.....	15	2011
McCray, Bruce (W Illinois), CB.....	31	1987
McDonald, Lester* (Nebraska), E.....	76	1937-39
McDonald, Rico (Pittsburgh), LB.....	54	1998-99
McElroy, Ray (Eastern Illinois), S.....	47	2000
McElwain, Bill* (Northwestern), HB.....	29	1925
McEnulty, Doug* (Wichita), FB.....	29	1943-44
McGee, Richmond (Texas), P.....	10	2009
McGee, Tony (Bishop College), DE.....	71	1971-73
McGowan, Brandon (Maine), S.....	36	2005-08
McGuire, Gene (Notre Dame), C.....	60	1993
McInerney, Sean (Frostburg State), DT.....	68	1987
McKenzie, Keith (Ball State), DT.....	95	2002
McKie, Jason (Temple), FB.....	37	2003-09
McKinney, Phil (UCLA), T.....	67	1982
McKinney, Bill (West Texas), LB.....	54	1972
McKinnon, Dennis (Florida State), WR.....	85	83-85; 87-89
McLean, Ray "Scooter"* (St. Anselm), HB.....	57	1940-47
McMahon, Jim (BYU), QB.....	9	1982-88
McMichael, Steve (Texas), DT.....	76	1981-93
McMillen, Jim* (Illinois), G.....	22	1924-29
McMillon, Todd (N. Arizona), CB.....	26	2000-04
McMullen, Daniel* (Nebraska), G.....	21	1930-31
McMurtry, Greg (Michigan), WR.....	88	1994
McNown, Cade (UCLA), QB.....	8	1999-2000
McPherson, Forrest* (Nebraska), G.....	25	1935
McQuarters, R.W. (Oklahoma St.), CB.....	21	2000-04
McRae, Bennie (Michigan), DB.....	26	1962-70
McRae, Franklin (Tenn. State), DT.....	58	1967
Meadows, Ed* (Duke), E.....	76, 86	1954-56
Mellekas, John (Arizona), T.....	76	1956-61
Melton, Henry (Texas), DE.....	69	2010-11
Meriweather, Brandon (Miami), S.....	31	2011
Merkel, Monte* (Kansas), G.....	13	1942-43
Merrill, Mark (Minnesota), LB.....	50	1979
Merrill, Than (Yale), S.....	22	2001
Merritt, Ahmad (Wisconsin), WR.....	81	2001-03
Metcalf, Terrence (Mississippi), T/G.....	60	2002-08
Meyers, Denny* (Iowa), T.....	33	1931
Meyers, Jerry (N Illinois), DL.....	74	1976-79
Michaels, Edward* (Villanova), G.....	18	1936
Mihal, Joe* (Purdue), T.....	27	1940-41
Milburn, Glyn (Stanford), RB/KR.....	24	1998-2001
Miller, Charles "Dokie"* (Purdue), C.....	76	1932-37
Miller, Fred (Baylor), T.....	69	2005-08
Miller, Jim (Michigan State), QB.....	15	1998-2002
Miller, Jordan (Southern), DT.....	96	2011
Miller, Milford* (Chadron), T.....	26, 76	1932
Milner, Bill* (Duke), G.....	38	1947-49
Milton, Eldridge (Clemson), LB.....	57	1987
Mines, Fontel (Virginia), TE.....	89	2007



CHICAGO BEARS ALL-TIME ROSTER

Miniefield, Kevin (Arizona State), CB.....	24	1993-96
Mirini, Frank (San Jose State), HB.....	44	1947-49
Minter, Barry (Tulsa), LB.....	92	1993-2000
Minton, John F. "Jake", C.....	20	1920-21
Mirer, Rick (Notre Dame), QB.....	13	1997
Mitchell, Charley* (Tulsa), HB.....	37	1945
Mitchell, Qasim (No. Car. A&T), T.....	72	2003-05
Mohardt, John* (Notre Dame), HB.....	26	1925
Molesworth, Keith* (Monmouth), HB.....	4	1931-37
Montgomery, Randy (Weber State), CB.....	27	1974
Montgomery, Ross (TCU), FB.....	22	1969-70
Mooney, Jim* (Georgetown), E.....	18	1935
Mooney, Tip* (Abilene Christian), HB.....	4	1944-46
Moore, Albert* (Northwestern), QB.....	8	1932
Moore, Damon (Ohio State), SS.....	37	2002
Moore, D.J. (Vanderbilt), CB.....	30	2009-11
Moore, Jerry (Arkansas), S.....	18	1971-72
Moore, Joe (Missouri), RB.....	49	1971-72
Moore, Joshua (Kansas State), CB.....	31	2010
Moore, McNeil (Sam Houston), HB.....	29	1954-56
Moore, Rocco (Western Michigan), G.....	71	1980
Moorehead, Emery (Colorado), TE.....	43, 87	1981-88
Moreno, Moses (Colorado State), QB.....	4	1998
Morgan, Anthony (Tennessee), WR.....	81	1991-93
Morgan, Mike (Wisconsin), RB.....	29	1978
Morris, Byron "Bam" (Texas Tech), RB.....	33	1998
Morris, Francis* (Boston U.), HB.....	11	1942
Morris, Johnny (Santa Barbara), FL.....	47	1958-67
Morris, Jon (Holy Cross), C.....	63	1978
Morris, Larry (Georgia Tech), LB.....	33	1959-65
Morris, Ray (UTEP), LB.....	92	1987
Morris, Ron (SMU), WR.....	84	1987-92
Morrison, Fred "Curley" (Ohio State), FB.....	15	1950-53
Morrissey, Jim (Michigan State), LB.....	51	1985-93
Morton, John* (Missouri), HB.....	36	1945
Moser, Robert* (Pacific), C.....	55	1951-53
Mosley, Anthony (Fresno State), RB.....	46	1987
Mosley, Henry* (Morris Brown), HB.....	49, 90	1955
Mucha, Charles (Washington), G.....	**	1935
Mucha, Rudy* (Washington), G.....	16	1945-46
Muckensturm, Jerry (Arkansas St.), LB.....	58	1976-80; 82-83
Mudd, Howard (Hillsdale), G.....	68	1969-70
Muhammad, Muhsin (Michigan St.), WR.....	87	2005-07
Mullen, Verne* (Illinois), E.....	15, 21	1923-25
Mullins, Don R. (Houston), HB.....	40	1961-62
Mullins, Noah* (Kentucky), HB.....	10	1946-49
Mundee, Fred* (Notre Dame), C.....	20, 36	1943-45
Murray, Richard* (Marquette), T.....	18	1924
Murry, Don* (Wisconsin), T.....	18	1924-31
Musso, George* (Millikin), G.....	16	1933-44
Musso, Johnny (Alabama), RB.....	22	1975-77
Muster, Brad (Stanford), FB.....	25	1988-92
Myslinski, Tom (Tennessee), OL.....	69	1993-94

N

Nagurski, Bronko* (Minnesota), FB.....	3, 16	1930-37; 43
Neacy, Clement* (Colgate), E.....	80	1927
Neal, Dan (Kentucky), C.....	52	1975-83
Neal, Ed* (LSU), G.....	58	1951
Neck, Tommy (LSU), HB.....	48	1962
Neely, Bobby (Virginia), TE.....	87	1996
Negus, Fred* (Wisconsin), C.....	18	1950
Neidert, John (Louisville), LB.....	63	1970
Nelson, Everett* (Illinois), T.....	17	1929
Nesbitt, Dick* (Drake), HB.....	2	1930-33
Newkirk, Robert (Michigan St.), DT.....	62	2000-01
Newsome, Billy (Grambling), DE.....	87	1977
Newton, Bob (Nebraska), G.....	78	1971-75
Nickla, Ed (Maryland), G.....	72	1959
Nielsen, Hans (Michigan State), K.....	6	1981
Nix, Kent (TCU), QB.....	16	1970-71
Nolting, Ray* (Cincinnati), HB.....	25, 33	1936-43
Norberg, Hank* (Stanford), E.....	16	1948
Nordquist, Mark (Pacific), G/C.....	63	1975-76
Nori, Reino* (DeKalb), HB.....	4	1938
Norman, Dick (Stanford), QB.....	12	1961
Norman, Tim (Illinois), G.....	67	1983
Norris, Jon (American Intl.), DE.....	98	1987
Norvell, Jay (Iowa), LB.....	91	1987
Novoselsky, Brent (Penn), TE.....	98	1988
Nowaskey, Bob* (G Washington), E.....	20	1940-42

O

O'Bradovich, Ed (Illinois), DE.....	87	1962-71
O'Connell, JF* (Penn State), C.....	**	1924
O'Connell, Tom (Illinois), QB.....	10	1953
O'Neill, Pat (Syracuse), P.....	8	1995
O'Quinn, John* (Wake Forest), E.....	37	1950-51
O'Rourke, Charles* (Boston College), QB.....	48	1942
Oakley, Anthony (Western Kentucky), G.....	68	2006-07
Obee, Terry (Oregon), WR.....	83	1993-94
Odum, Joe, (Purdue), LB.....	59	2003-05
Oech, Verne* (Minnesota), G.....	23	1936
Oelerich, John* (St. Ambrose), HB.....	7	1938
Ogden, Ray (Alabama), TE.....	38	1969-71
Ogunleye, Adewale (Indiana), DE.....	93	2004-09
Okoye, Amobi (Louisville), DT.....	91	2011
Oliver, Jack (Memphis State), T.....	71	1987
Olsen, Greg (Miami-FL), TE.....	82	2007-10
Omiyale, Frank (Tennessee Tech), G/T.....	68	2009-11
Ortego, Keith (McNeese St.), WR.....	89, 96	1985-87
Orton, Kyle (Purdue), QB.....	18	2005-07
Osborne, Jim (Southern), DT.....	68	1972-84
Oshinowo, Babatunde (Stanford), DT.....	70	2007
Osmanski, Bill* (Holy Cross), FB.....	9	39-43; 46-47
Osmanski, Joe* (Holy Cross), FB.....	18	1946-49
Overhauser, Chad (UCLA), T.....	69	1998

ALL-TIME ROSTER

Owens, John (Notre Dame), TE82 2004

P

Pace, Orlando (Ohio State), T76 2009
Paea, Stephen (Oregon State), DT92 2011
Pagac, Fred (Ohio State), TE82 1974
Page, Alan (Notre Dame), DT82 1978-81
Palmer, Dan (Air Force), T73 1999
Parrish, James (Temple), T79 1996
Parrish, Tony (Washington), S37 1998-2001
Parsons, Bob (Penn State), P/TE86 1972-83
Patterson, Billy* (Baylor), QB57 1939
Paul, Markus (Syracuse), S36 1989-92
Pauley, Frank Don* (Wash. & Jeff.), T14 1930
Payne, Kevin (La.-Monroe), S44 2007-09
Payton, Sean (E Illinois), QB17 1987
Payton, Walter* (Jackson State), RB34 1975-87
Pearce, W. "Pard"* (Penn), QB4 1920-22
Pearson, Madison* (Kansas), C26 1929-34
Pederson, Jim* (Augsburg), HB17 1932
Peiffer, Dan (SE Missouri State), C53 1975-77
Penn, Chris (Tulsa), WR86 1997-98
Peppers, Julius (North Carolina), DE90 2010-11
Percival, Mac (Texas Tech), K83 1967-73
Perez, Peter* (Illinois), G19 1945
Perina, Bob* (Princeton), HB33 1949-50
Perini, Pete* (Ohio State), FB39 1954-55
Perkins, Don* (Plattesville), FB19 1945-46
Perrin, Lonnie (Illinois), RB25 1979
Perry, Todd (Kentucky), G75 1993-2000
Perry, William "Refrigerator" (Clemson), DT ...72 1985-93
Peter, Christian (Nebraska), DT27 2002
Peterson, Adrian (Ga. Southern), RB99 2002-09
Peterson, Anthony (Notre Dame), LB57 1997
Petitbon, Richie (Tulane), HB17 1959-68
Petty, John* (Purdue), FB10 1942
Petty, Ross* (Illinois), G17 1920
Phillips, Loyd (Arkansas), DE86 1967-69
Phillips, Reggie (SMU), CB21, 48 1985-87
Phipps, Mike (Purdue), QB15 1977-81
Piccolo, Brian* (Wake Forest), RB41 1966-69
Pickens, Bob (Nebraska), T70 1967-68
Pickering, Clay (Maine), WR86 1986
Pierson, Shurron (South Florida), DE98 2004
Pifferini, Bob (UCLA), LB58 1972-75
Pilgrim, Evan (BYU), G65 1995-97
Pinder, Cyril (Illinois), RB22 1971-72
Pippens, Jerrell (Nebraska), S36 2004
Plank, Doug (Ohio State), S46 1975-82
Plasman, Dick* (Vanderbilt), E14 1937-41; 44
Podlesh, Adam (Maryland), P8 2011
Podmajersky, Paul* (Illinois), G31 1944
Polisky, John* (Notre Dame), G16, 27 1929

Polite, Lousaka (Pittsburgh), FB39 2007
Polk, Octus (Stephen F. Austin), G69 1995-96
Pollock, Bill* (Penn. Military Acady.), HB2 1935-36
Pool, Hampton* (Stanford), E76 1940-43
Potter, Kevin (Missouri), S20 1983-84
Powell, Carl (Louisville), DT72 2001
Preston, Pat* (Wake Forest), G53 1946-49
President, Andre (Angelo St.), TE87 1995
Price, Terry (Texas A&M), DT65 1990
Pride, Dan (Jackson State), LB57 1968-69
Primus, Greg (Colorado State), WR87 1994-95
Pritchett, Stanley (South Carolina), FB36 2001-03
Proctor, Rex* (Rice), HB47 1953
Proehl, Ricky (Wake Forest), WR87 1997
Pruitt, Mickey (Colorado), LB46, 52 1988-90
Purnell, James* (Wisconsin), LB53 1964-68
Pyle, Mike (Yale), C50 1961-69

Q

Quinn, Jonathan (Middle Tenn. St.), QB12 2004

R

Rabold, Mike* (Indiana), G64 1964-66
Rains, Dan (Cincinnati), LB53 1982-85
Rakestraw, Larry (Georgia), QB12 1964-67
Ramsey, Frank* (Oregon State), G13 1945
Rather, Bo (Michigan), WR80 1974-78
Reader, Russ* (Michigan State), HB11 1947
Reed, Nick (Oregon), DE94 2011
Reese, Lloyd* (Tennessee), FB22 1946
Reese, Marcus (UCLA), LB52 2004
Reeves, Carl (NC State), DE68 1996-98
Reid, Gabe (BYU), TE48 2003, 05-06
Reilly, Mike (Iowa), LB62 1964-68
Rentie, Caesar (Oklahoma), T71 1988
Rentner, Ernest* (Northwestern), HB7, 23 1936-37
Reppond, Mike (Arkansas), WR81 1973
Reynolds, Tom (San Diego State), WR87 1973
Rice, Andy (Texas Southern), DT70 1972-73
Richards, Golden (Hawaii), WR83 1978-79
Richards, Ray* (Nebraska), T44 1933-36
Richardson, Mike (Arizona State), CB27 1983-88
Richman, Harry* (Illinois), G16 1929
Rideau, Brandon (Kansas), WR84 2007-08
Riley, Karon (Minnesota), DE95 2001
Riley, Pat (Miami-FL), DT78, 95 1995
Riley, Phillip (Florida State), WR15 1996
Rivera, Ron (California), LB59 1984-92
Rivera, Steve (California), WR83 1977
Rivers, Garland (Michigan), DB32 1987
Rives, Don (Texas Tech), LB57 1973-78
Roach, Nick (Northwestern), LB53 2007-11
Roberts, Tom* (DePaul), G82 1943-44



CHICAGO BEARS ALL-TIME ROSTER

Roberts, Willie (Houston), CB.....	24	1973	Schuette, Paul* (Wisconsin), G.....	22	1930-32
Robertson, Bernard (Tulane), T.....	74	2001-02	Schultz, Bill (USC), G.....	67	1997
Robinson, Bryan (Fresno State), DL.....	98	1998-2003	Schwartz, Jim (Purdue), LB.....	59, 65	1992, 1998
Robinson, Marcus (S. Carolina), WR.....	88	1997-2002	Schweda, Brian (Kansas), DE.....	60	1966
Rodenhauser, Mark (Illinois St.), C.....	51, 52	1987-88	Schweidler, Dick* (St. Louis), HB.....	31	1938-39;46
Roder, Mirro, K.....	15	1973-74	Scott, Ian (Florida), DT.....	95	2003-06
Röehl, Jon (Iowa), G.....	64	1987	Scott, James (Trinity Valley CC), WR.....	89	1975-80; 82-83
Roehnel, William* (Bradley), G.....	69	1958-59	Scott, Ralph* (Wisconsin), T.....	17	1921-25
Rogers, Mel (Florida A&M), LB.....	51	1977	Seals, George (Missouri), G.....	67	1965-71
Roggeman, Tom (Purdue), G.....	67	1956-57	Seiberling, Gerald* (Drake), FB.....	30	1932
Romanik, Steve* (Villanova), QB.....	12	1950-53	Senn, Bill* (Knox), HB.....	6	1926-31
Romney, Milton* (Chicago), QB.....	10	1925-29	Serini, Washington* (Kentucky), G.....	23	1948-51
Ronzani, Gene* (Marquette), QB.....	6	33-38;44-45	Setzer, Bobby (Boise State), DE.....	76	2002
Roper, John (Texas A&M), LB.....	55	1989-92	Sevy, Jeff (California), T/DE.....	75	1975-78
Rosequist, Ted* (Ohio State), T.....	23, 47	1934-36	Seward, Len (E. Illinois), LS.....	52	1987
Rothschild, Doug (Wheaton), LB.....	54	1987	Seymour, Jim* (Notre Dame), WR.....	84	1970-72
Rouse, James (Arkansas), RB.....	30	1990-91	Shaffer, Kevin (Tulsa), T.....	78	2009-10
Roveto, John (SW Louisiana), K.....	4, 9	1981-82	Shank, JL*, HB.....	18	1920
Rowden, Larry (Houston), LB.....	53	1971	Shanklin, Ron* (N Texas State), WR.....	25	1975-76
Rowell, Eugene (Dubuque), DT.....	65	1987	Shannon, John (Kentucky), DT.....	75	1988-89
Rowland, Brad (McMurry), HB.....	86	1951	Shaw, Glenn (Kentucky), HB.....	29	1960
Rowland, Justin (TCU), HB.....	20	1960	Shaw, Tim (Penn State), LB.....	58	2009
Rubens, Larry (Montana State), C.....	52, 53	1986	Shearer, Brad (Texas), DT.....	72	1978-80
Runnels, J.D. (Oklahoma), FB.....	48	2006	Shellog, Alec* (Notre Dame), T.....	18	1939
Rupp, Nelson* (Dennison), QB.....	**	1921	Shelton, Daimon (Sacramento St.), FB.....	31	2001-02
Russell, Reginald (Northwestern), E.....	24	1928	Sherman, Saul* (Chicago), QB.....	22	1939-40
Ryan, John* (Detroit), T.....	12	1929	Shipkey, Jerry* (UCLA), FB.....	23, 33	1953
Ryan, Rocky* (Illinois), E.....	45	1958	Shivers, Jason (Arizona State), S.....	27	2004
Ryan, Tim (USC), DT.....	96, 99	1990-93	Shoemaker, Hub* (Illinois), G.....	**	1920-21
Rydalch, Ron (Utah), DT.....	76	1975-80	Shy, Don* (San Diego State), RB.....	24	1970-72
Rydzewski, Frank* (Notre Dame), C.....	**	1923	Siegal, John (Columbia), E.....	6, 19	1939-43
Rykovich, Julie* (Illinois), HB.....	11	1949-51	Sigillo, Dom* (Xavier), T.....	19	1943-44
S			Sigmund, Arthur W.*, G.....	**	1923
Sacrinty, Nick* (Wake Forest), QB.....	4	1947	Simmons, Clyde (W. Carolina), DE.....	96	1999-2000
Salaam, Rashaan (Colorado), RB.....	31	1995-97	Simmons, David (North Carolina), LB.....	57	1983
Saldi, Jay (South Carolina), TE.....	81	1983-84	Simmons, J. (Bethune-Cookman), WR.....	80	1969
Samuel, Khari (Massachusetts), LB.....	91	1999-2001	Simpson, Carl (Florida State), DT.....	98	1993-97
Sanders, Glenell (Louisiana Tech), LB.....	64	1990	Sinceno, Kaseem (Syracuse), TE.....	85	2000
Sanders, Thomas (Texas A&M), RB.....	20, 31	1985-89	Singletary, Mike (Baylor), LB.....	50	1981-92
Sanderson, Reggie (Stanford), RB.....	39	1973	Sisk, John* (Marquette), HB.....	7	1932-36
Sanderson, Scott (Washington St.), G.....	74	2003	Sisk, John Jr. (Miami-FL), B.....	27	1964
Sanford, Sulecio (Middle Tenn. St.), WR.....	82	1999	Skibinski, John (Purdue), RB.....	30	1978-81
Sanzenbacher, Dane (Ohio State), WR.....	18	2011	Smeja, Rudy* (Michigan), E.....	51	1944-45
Sauerbrun, Todd (West Virginia), P.....	16	1995-99	Smith, Allen H.* (Mississippi), E.....	30, 32	1947-48
Sauter, Cory (Minnesota), QB.....	17	2002	Smith, Andre (Virginia Tech), TE.....	85	2011
Savoldi, Joe* (Notre Dame), FB.....	54	1930	Smith, Clarence (Georgia), E.....	**	1942
Sayers, Gale (Kansas), HB.....	40	1965-71	Smith, DeAngelo (Cincinnati), CB.....	26	2009
Schiechl, John* (Santa Clara), C.....	41, 66	1945-46	Smith, Eric (LSU), WR.....	83	1997
Schmidt, Terry (Ball State), S.....	44	1976-84	Smith, Eugene* (Georgia Tech), G.....	19	1930
Schreiber, Larry (Tenn. Tech), RB.....	36	1976	Smith, Frankie (Baylor), CB.....	29	1998-2000
Schroeder, Gene (Virginia), E.....	88	51-52;54-57	Smith, JD (N Carolina A&T), FB.....	39	1956
Schubert, Steve (Massachusetts), WR.....	85	1975-79	Smith, James (Compton JC), HB.....	36	1961
			Smith, Quintin (Kansas), WR.....	17	1990

ALL-TIME ROSTER

Smith, Ray Gene* (Midwestern), HB.....	20	1954-57
Smith, Ron (Wisconsin), S.....	48, 84	1965; 70-72
Smith, Russell* (Illinois), T.....	16	1921-23
Smith, Sean (Grambling State), DT.....	97	1987-88
Smith, Thomas (North Carolina), CB.....	25	2000
Smith, Vernice (Florida A&M), G.....	69	1993
Smith, Vinson (East Carolina), LB.....	55	1993-96
Snow, Percy (Michigan State), LB.....	96	1993
Snyder, Bob* (Ohio U.), QB.....	13, 17	1939-41; 43
Sorey, Revie (Illinois), G.....	69	1975-81; 83
Spaeth, Matt (Minnesota), TE.....	89	2011
Spears, Marcus (NW Louisiana), T.....	76, 79	1994-96
Spellman, Alonzo (Ohio State), DL.....	90	1992-97
Spencer, Chris (Mississippi), C/G.....	67	2011
Spero, Kenny (Morehead State), C.....	**	1942
Spivey, Mike (Colorado), CB.....	47	1977-79
Sprinkle, Ed (Hardin-Simmons), E.....	7	1944-55
St. Clair, John (Virginia), T.....	78	2005-08
Stachowicz, Ray (Michigan State), P.....	19	1983
Stahlman, Dick* (DePaul), T.....	19	1933
Staley, Bill (Utah State), DT.....	76	1970-72
Stamper, John (South Carolina), DE.....	95	2002
Standee, Norm* (Stanford), FB.....	22	1941
Stargell, Tony (Tennessee State), CB.....	45	1997
Stautberg, Gerald* (Cincinnati), G.....	68	1951
Steinbach, Larry* (St. Thomas), G.....	28	1930-31
Steinkemper, Bill* (Notre Dame), T.....	35, 36	1942-43
Steltz, Craig (LSU), S.....	20	2008-11
Stenn, Paul* (Villanova), G.....	35	1948-51
Stenstrom, Steve (Stanford), QB.....	18	1995-98
Sternaman, Edward* (Illinois), HB.....	2	1920-30
Sternaman, Joe* (Illinois), HB.....	4	1922-29
Steuber, Bob* (Missouri), HB.....	28, 37	1943
Stewart, Kordell (Colorado), QB.....	10	2003
Stickel, Walt* (Penn), T.....	45	1946-49
Stillwell, Roger* (Stanford), DE/DT.....	71	1975-77
Stinchcomb, Pete* (Ohio State), QB.....	8	1921-22
Stinson, Lemuel (Texas Tech), CB.....	32	1988-92
Stoepel, Terry (Tulsa), G.....	89	1967
Stolfa, Anton* (Luther), HB.....	5, 12	1939
Stone, Billy* (Bradley), HB.....	5, 45	1951-54
Stonebreaker, Michael (Notre Dame), LB.....	58	1991
Stoops, Mike (Iowa), DS.....	44	1987
Strait, Derek (Oklahoma), CB.....	25	2006
Streeter, George (Notre Dame), DB.....	30	1989
Strickland, Larry* (North Texas St.), C.....	55	1954-59
Sturtridge, Dick* (DePauw), HB.....	21	1928-29
Stydahar, Joe* (West Virginia), T.....	13, 18	1936-42; 45-46
Suhey, Matt (Penn State), RB.....	26	1980-89
Sullivan, Frank* (Loyola, NO), C.....	12	1935-39
Sumner, Charles (Wm & Mary), HB.....	26	1955; 58-60
Sutherland, Vinny (Purdue), WR.....	87	2002
Sweeney, Jake* (Cincinnati), T.....	13	1944

Swisher, Bob* (Northwestern), HB.....	48	1938-41; 45
Szymanski, Frank* (Notre Dame), C.....	44	1949
T		
Tabor, Paul (Oklahoma), C.....	53	1980
Tackwell, Charles "CO", "Cookie"* (Kansas St.), E19		1931-33
Tafoya, Joe (Arizona), DE.....	99	2001-03
Taft, Merrill* (Wisconsin), FB.....	**	1924
Tait, John (BYU), T.....	76	2004-08
Tate, David (Colorado), S.....	49	1988-92
Tate, Lars (Georgia), RB.....	33	1990
Taylor, Aaron (Nebraska), G.....	62	1998
Taylor, Brian (Oregon State), RB.....	27	1989
Taylor, Chester (Toledo), RB.....	29	2010
Taylor, Clifton* (Memphis State), RB.....	22	1974
Taylor, Cordell (Hampton), CB.....	33	1999
Taylor, Henry (South Carolina), DT.....	96	2001
Taylor, Joe* (N. Carolina A&T), DB.....	20	1967-74
Taylor, JR "Tarz"* (Ohio State), G.....	14	1921-22
Taylor, Ken (Oregon State), CB.....	31	1985
Taylor, Lionel (NM Highlands), E.....	32	1959
Taylor, Roosevelt (Grambling), DB.....	24	1961-69
Teafatiller, Guy (Illinois), DL.....	93	1987
Terrell, David (Michigan), WR.....	83	2001-04
Thayer, Tom (Notre Dame), G.....	57	1985-92
Thierry, John (Alcorn State), DE.....	91, 94	1994-98
Thomas, Anthony (Michigan), RB.....	35	2001-04
Thomas, Bob (Notre Dame), K.....	16	1975-84
Thomas, Calvin (Illinois), FB.....	33	1982-87
Thomas, Earl (Houston), WR.....	82	1971-73
Thomas, Mark (NC State), DE.....	95	1997-98
Thomas, Stan (Texas), T.....	60	1991-92
Thompson, Chris (Nicholls State), CB.....	27	2005
Thompson, Russ* (Nebraska), T.....	29	1936-39
Thornton, James (Cal St.-Fton), TE.....	80	1988-92
Thrift, Cliff (E Central Oklahoma), LB.....	52	1985
Thrower, Willie* (Michigan State), QB.....	14	1953
Tillman, Charles (La.-Lafayette), CB.....	33	2003-11
Tillman, Lewis (Jackson St.), RB.....	27	1994-95
Timpson, Michael (Penn State), WR.....	83	1995-96
Tinoisamoa, Pisa (Hawaii), LB.....	59	2009-10
Toeaina, Matt (Oregon), DT.....	75	2007-11
Tom, Mel (San Jose State), DE.....	89	1973-75
Tomczak, Mike (Ohio State), QB.....	18	1985-90
Torrance, Jack* (LSU), T.....	34	1939-40
Trafton, George* (Notre Dame), C.....	13	1920-32
Trahan, Patrick (Mississippi), LB.....	59	2011
Traylor, Keith (Central State), DT.....	94	2001-03
Trimble, Steve (Maryland), DB.....	40	1987
Trost, Milt* (Marquette), T.....	27	1935-39
Tucker, Bill (Tennessee State), RB.....	34	1971
Tucker, Rex (Texas A&M), G.....	64	1999-2004
Tuinei, Van (Arizona), DE.....	90	1999-2000



CHICAGO BEARS ALL-TIME ROSTER

Turenne, Woody (Louisville), CB.....	47	2009
Turnbull, Nick (Fla. Int'l), S.....	27	2006
Turner, Barry (Ohio State), DE.....	96	2010
Turner, Cecil (California Poly), FL.....	21	1968-73
Turner, Clyde* "Bulldog" (Hardin-Simm.), C/LB66		1940-52

U

Ulmer, Mike (Doane), CB.....	43	1980
Uriacher, Brian (New Mexico), LB	54	2000-11
Usher, Lou* (Syracuse), T.....	12	1920

V

Vactor, Ted (Nebraska), CB.....	33	1975
Vallez, Emilio (New Mexico), TE.....	82	1968-69
Van Horne, Keith (USC), T.....	78	1981-93
Van Valkenburg, Pete (BYU), RB.....	46	1974
Vasher, Nathan (Texas), CB.....	31	2004-09
Veach, Walter*, HB.....	15	1920
Venable, Winston (Boise St.), S.....	49	2011
Venturelli, Fred*, T/K.....	55	1948
Vick, Ernie* (Michigan), C.....	23	1927-28
Vick, Richard* (Wash. & Jeff.), QB.....	26	1925
Villarrial, Chris (Indiana-PA), C.....	58	1996-2003
Vodicka, Joe* (Lewis Institute), HB.....	48	1943-45
Voss, Walter "Tillie" (Detroit), E.....	27	1927-28
Vucinich, Milt* (Stanford), G.....	16	1945

W

Waddle, Tom (Boston College), WR.....	87	1989-94
Wade, Bobby (Arizona), WR.....	84	2003-05
Wade, Charles (Tennessee St.), WR.....	83	1974
Wade, William (Vanderbilt), QB.....	9	1961-66
Waechter, Henry (Nebraska), DE.....	70, 75	1982; 84-86
Wager, Clinton* (St. Mary's), E.....	51	1942-43
Wagner, Barry (Alabama A&M), WR.....	86	1992
Wagner, Bryan (Cal St.-Northridge), P.....	15	1987-88
Walker, Darwin (Tennessee), DT.....	99	2007
Wallace, Alonzo (Maryland), DE.....	94	2000
Wallace, Bob (UTEP), E.....	89	1968-72
Wallace, John* (Notre Dame), E.....	29	1928
Wallace, Stan* (Illinois), HB.....	40	1954-58
Walquist, Laurie* (Illinois), QB.....	5	1922-31
Walsh, Steve (Miami-FL), QB.....	4	1994-95
Walters, Anthony (Delaware), S.....	37	2011
Walterscheid, Len (S Utah), S.....	23	1977-82
Ward, John (Oklahoma State), C/G.....	78	1976
Warner, Josh (SUNY-Brockport), C/G.....	67	2003
Washington, Fred* (TCU), DT.....	91	1990
Washington, Harry (Colorado St.), WR.....	81	1979
Washington, Ted (Louisville), DT.....	92	2001-02
Watkins, Bobby (Ohio State), HB.....	45	1955-57
Watts, Rickey (Tulsa), WR.....	80	1979-83
Weatherly, Gerald "Bones" (Rice), C/45, 50, 84		1950, 52-54

Webb, J'Marcus (West Texas A&M), T	73	2010-11
Wells, Mike (Iowa), DT.....	97	1998-2000
Wesley, Dante (Ark.-Pine Bluff), CB.....	21	2006
Wetnight, Ryan (Stanford), TE.....	89	1993-99
Wetoska, Bob (Notre Dame), T.....	63	1960-69
Wetzel, Damon* (Ohio State), HB.....	**	1935
Wheeler, Ted (W Texas State), G.....	69	1970
Wheeler, Wayne (Alabama), WR.....	85	1974
Whigham, Larry (NE Louisiana), S.....	33	2001-02
Whitaker, Danta (Miss. Valley St.), TE.....	88	1993
White, Dez (Georgia Tech), WR.....	80	2000-03
White, Lawrence (Dana), WR.....	83	1987
White, Roy* (Valparaiso), FB.....	8, 9, 23	1925, 1927-29
White, Wilford (Arizona State), HB.....	33	1951-52
Whitman, SJ (Tulsa), HB.....	22	1953-54
Whitsell, Dave* (Indiana), DB.....	23	1961-66
Whittenton, Jesse (West Texas), HB.....	46	1958
Wiegmann, Casey (Iowa), C/G.....	60	1997-2000
Wightkin, Bill* (Notre Dame), DT.....	53, 72, 86	1950-57
Williams, Bob (Notre Dame), QB.....	9	1951-52; 55
Williams, Brock (Notre Dame), CB.....	22	2003
Williams, Brooks (N Carolina), TE.....	88	1981-82
Williams, Broughton* (Florida), T.....	37	1947
Williams, Chris (Vanderbilt), T.....	74	2008-11
Williams, Dave (Colorado), RB.....	22	1979-81
Williams, Edwin (Maryland), G/C.....	70	2010-11
Williams, Fred * (Arkansas), T.....	75	1952-63
Williams, Jabara (Stephen F. Austin), LB.....	52	2011
Williams, Jamar (Arizona State), LB.....	52	2006-09
Williams, James "Big Cat" (Cheyney St.), T/DT	71	1991-2002
Williams, Jeff (Rhode Island), G.....	74	1982
Williams, Oliver (Illinois), WR.....	93	1983
Williams, Perry (Purdue), RB.....	36	1974
Williams, Roosevelt (Tuskegee), CB.....	20	2002
Williams, Roy (Texas), WR.....	11	2011
Williams, Tyrone (Wyoming), DT.....	96	1997
Williams, Walt (New Mexico St.), CB.....	43	1982-83
Willis, Peter Tom (Florida St.), QB.....	10	1990-93
Wilson, George* (Northwestern), E.....	30	1937-46
Wilson, Nemiah (Grambling), CB.....	21	1975
Wilson, Otis (Louisville), LB.....	55	1980-87
Wilson, Rod (South Carolina), LB.....	59, 58	2006-07; 10
Wilson, Troy (Pittsburg State), DE.....	95	2000
Wise, Ty (Miami-FL), C.....	68	2000
Wisne, Jerry (Notre Dame), T.....	79	1999-2000
Wojciechowski, John (Mich. St.), T.....	73	1987-93
Wolden, Allan (Bemidji State), RB.....	39	1987
Wolfe, Garrett (Northern Illinois), RB.....	25	2007-10
Wooden, Shawn (Notre Dame), S.....	22	2000
Woods, Tony (Oklahoma), DT.....	65	1989
Wooldford, Donnell (Clemson), CB.....	21	1989-96
Wootton, Corey (Northwestern), DE.....	98	2010-11
Worley, Tim (Georgia), RB.....	38	1993-94

ALL-TIME ROSTER

Worrell, Cameron (Fresno State), S.....	24, 44	2003-06; 08
Wright, Eric (Stephen F. Austin), WR.....	83	1991-92
Wright, Major (Florida), S.....	27	2010-11
Wright, Steve (Alabama), T.....	73	1971
Wrightman, Tim (UCLA), TE.....	80	1985-86
Wrotto, Mansfield (Georgia Tech), G.....	76	2011
Wuerffel, Danny (Florida), QB.....	17	2001
Wynne, Elmer* (Notre Dame), FB.....	17	1928

Y

Youmans, Maury (Syracuse), T.....	82	1960-63
Young, Adrian (USC), LB.....	54	1973
Young, Randolph* (Millikin), T.....	16	1920
Youngblood, George (LSU), S.....	37	1969
Yourist, Abe* (Heidelberg College), E.....	12	1923

Z

Zanders, Emanuel (Jackson State), G.....	79	1981
Zarnas, Gust* (Ohio State), G.....	28	1938
Zawatson, Dave (California), T.....	64	1989
Zeller, Joe* (Indiana), G.....	17	1938
Zizak, Vince* (Villanova), G.....	23	1934
Zorich, Chris (Notre Dame), DT.....	97	1991-97
Zorich, George* (Northwestern), G.....	14	1944-46
Zucco, Vic (Michigan State), HB.....	48	1957-60

CHICAGO BEARS MILITARY SERVICE HONOR ROLL

Artoe, Lee..... WWII
 Baisi, Al..... WWII
 Bray, Ray..... WWII
 Brown, Ed..... Korean War
 Bussey, Young..... WWII
 Carey, Bob..... Korean War
 Casares, Rick..... Korean War
 Cifers, Ed..... WWII
 Clark, Harry..... WWII
 Connor, George..... WWII
 Davis, Art..... Korean War
 Davis, Fred..... WWII
 Evans, Fred..... WWII
 Flanagan, Dick..... WWII
 Forte, Aldo..... WWII
 Fortmann, Dan..... WWII
 Fortunato, Joe..... Korean War
 Gallerneau, Hugh..... WWII
 Goodnight, Owen..... WWII
 Gorgal, Ken..... Korean War
 Gulyanics, George..... WWII
 Halas, George..... WWII
 Hatley, John..... Korean War
 Hoffman, Jack..... Korean War
 Holovak, Mike..... WWII
 Hugasian, Harry..... Korean War
 Hughes, Billy..... WWII
 Hunsinger, Charlie..... Korean War
 Ingwersen, Burt..... WWII
 Ippolito, Anthony..... WWII
 Jones, Edgar..... WWII
 Kavanaugh, Ken..... WWII
 Keane, Jim..... WWII
 Kolman, Ed..... WWII

Kopcha, Joe..... WWII
 Kreamcheck, John..... Korean War
 Lesane, Jimmy..... Korean War
 Lowe, Lloyd..... Korean War
 Luckman, Sid..... WWII
 Magnani, Dante..... WWII
 Maniaci, Joe..... WWII
 Manske, Edgar..... WWII
 Masterson, Bernie..... WWII
 Matusa, Al..... WWII
 Maznicki, Frank..... WWII
 McAfee, George..... WWII
 Merkel, Monte..... WWII
 Mihal, Joe..... WWII
 Mooney, Jim..... WWII
 Morris, Francis..... WWII
 Mucha, Rudy..... WWII
 Mullins, Noah..... WWII
 Nowanskey, Bob..... WWII
 O'Rourke, Charles..... WWII
 Osmanski, Bill..... WWII
 Osmanski, Joe..... WWII
 Patterson, Billy..... WWII
 Perina, Bob..... Korean War
 Perini, Pete..... Korean War
 Petty, John..... WWII
 Pifferini, Bob..... WWII
 Plasman, Dick..... WWII
 Pool, Hampton..... WWII
 Preston, Pat..... WWII
 Roberts, Tom..... WWII
 Rosequist, Ted..... WWII
 Rowland, Brad..... Korean War
 Schroeder, Gene..... Korean War

Siegal, John..... WWII
 Smith, Ray Gene..... Korean War
 Standlee, Norm..... WWII
 Stydahar, Joe..... WWII
 Turner, Clyde..... WWII
 Vodicka, Joe..... WWII
 Weatherly, Gerald..... Korean War
 Williams, Bob..... Korean War
 Zeller, Joe..... WWII



ALL-TIME PRACTICE SQUAD

Adams, Kris (WR).....	2011	Collier, Ervin (DT).....	1994-95	Hill, Eric (WR).....	2005
Age, Louis (T).....	1992	Collins, Jed (FB).....	2008	Hillenmeyer, Hunter (LB).....	2003
Allen, Armando (RB).....	2011	Cooper, D.J. (DE).....	2000	Hollowell, T.J. (LB).....	2005
Allen, James (RB).....	1998	Cousin, Terry (CB).....	1997	Holmes, Jaret (K).....	1999
Allen, Jermaine (RB).....	2007	Davis, Jason (FB).....	2008	Horn, Levi (T).....	2010-11
Allen, Tremayne (TE).....	1997-98	Davis, Josh (T).....	2011	Houston, Harrison (WR).....	1995
Amos, Willie (DB).....	2005	Dawson, Curry (DT).....	2002	Howard, Bobbie (LB).....	2000
Anderson, Bryan (G).....	2003-04	Deligianis, Harry (DL).....	1998	Hoyle, Brandon (LB).....	2006
Anelli, Mark (TE).....	2003	Demaree, Chris (DE).....	2002-03	Hughes, Robert (RB).....	2011
Angulo, Richard (TE).....	2006	Diggs, Carl (LB).....	2004	Hyche, Steve (LB).....	1989
Ashman, Duane (DE).....	1998	Dinwiddie, Ryan (QB).....	2004	Idonije, Israel (DT).....	2003
Asiata, Johan (G).....	2009-10	Dorrestein, Perry (T).....	2011	Iglesias, Juaquin (WR).....	2010
Babers, Rod (CB).....	2005	Dorsey, Quinn (DE).....	2004	lhnat, Eric (TE).....	1991
Backes, Tom (DT).....	1991	Draft, Chris (LB).....	1998	Ireland, Darwin (LB).....	1995
Baldwin, Ervin (DE).....	2008-10	Dragos, Scott (FB).....	1999	Ivlow, John (FB).....	1993
Ball, David (WR).....	2007	Droege, Rob (T).....	2005	Jefferson, Jason (DT).....	2005
Ballard, Derrick (LB).....	2004	Dulaney, Mike (FB).....	1995	Jenkins, Kerry (T).....	1997
Balogh, Cody (T).....	2008	Edwards, Brian (RB).....	2000	Johnson, Ben (G).....	2004
Barnes, Freddie (WR).....	2010	Elliott, Jamin (WR).....	2002	Johnson, Chris (LB).....	2010
Baron, James (DL).....	1998	Everett, Tyler (S).....	2006	Johnson, Eric (DB).....	2001-02
Basanez, Brett (QB).....	2009	Fassitt, Greg (CB).....	2007	Johnson, Kiah (LB).....	2002
Beck, Tom (QB).....	1998	Finn, Jim (FB).....	1999	Johnson, Tim (LB).....	2001
Bell, Kahlii (RB).....	2009	Fletcher, Bryan (TE).....	2002	Jones, Carlos (CB).....	1999
Bell, Shonn (TE).....	2000	Folsom, J.D. (LB).....	2010	Jones, Danté (LB).....	1990
Belton, Brian (RB).....	2005	Fontenot, Chris (TE).....	2000	Jones, Jermaine (CB).....	1999
Bero, Keith (FB).....	1989	Forbes, Marlon (CB).....	1995-96	Jones, Mike (G).....	2007
Bennett, Brandon (RB).....	1995-96	Foreman, Tyree (FB).....	2002	Jones, Tyler (K).....	2005
Bowman, Zackary (CB).....	2008	Frome, Chris (DE).....	2007	Joppru, Bennie (TE).....	2006
Bownes, Fabien (WR).....	1995-96	Fryzel, Jimmy (WR).....	2003	Joseph, Dwayne (CB).....	1994
Bragg, Craig (WR).....	2005	Gaines, Teddy (CB).....	2002	Jurovich, Kevin (WR).....	2011
Brewer, Dewell (FB).....	1993	Garay, Antonio (DT).....	2005; 07	Justin, Paul (QB).....	1991
Brock, Kevin (TE).....	2009	Gattis, Josh (S).....	2007	Kashama, Alain (DE).....	2004
Brooks, Macey (WR).....	1998	Gerard, K.J. (DB).....	2010	Kelly, Kareem (WR).....	2004
Broussard, John (WR).....	2008	Gibbons, Ryan (OL).....	2007	King, Jerome (DE).....	2000
Bryan, Copeland (DE).....	2006-07	Gibson, Thaddeas (DE).....	2011	Kmet, Frank (DL/OL).....	1993
Buggs, Marcus (LB).....	2010	Gilmore, John (TE).....	2002	Komar, Max (WR).....	2011
Burger, Todd (G).....	1993	Gonzalez, Dan (QB).....	1999	Lopad, Jake (DE).....	2011
Burgess, Rudy (WR).....	2008	Goosby, Brian (FB).....	1999	LaRocque, Joey (LB).....	2008
Cain, Jeremy (LB).....	2004-05	Gowins, Brian (K).....	1999	Lawrence, Simoni (LB).....	2010
Campbell, Darrell (DT).....	2005	Green, Jamaal (DE).....	2005-06	Leatherwood, Frank (TE).....	2000
Carter, Daryl (LB).....	1997	Greer, Rashaun (WR).....	2010	Lee, Mark (DT).....	1997
Cerqua, Marq (LB).....	2002	Grice, Shane (G).....	2001	Lemons, Devin (LB).....	2001
Chambers, Marlon (TE/DE).....	1999	Haggerty, Jonathan (WR).....	2011	Lethridge, Zebbie (CB).....	1999
Christian, Bob (FB).....	1992	Harrell, Reggie (WR).....	2005	LeVoi, Mark (T).....	2006-07
Clermond, Joe (DE).....	2008-09	Harris, Willie (WR).....	1993	Lies, Michael (T).....	2000
Cobb, Trevor (FB).....	1994	Harrison, Todd (TE).....	1992	Lindstrom, Gabe (P).....	2005
Cohen, Dustin (LB).....	2000	Hartsell, Mark (QB).....	2000	Long, Khari (DE).....	2005
Coleman, Mill (WR).....	1995-96	Hass, Mike (WR).....	2006; 08	Lott, James (CB).....	1990-91
Coleman, Quincy (CB).....	1998	Henry, Ricky (G).....	2011	Mackey, Chad (WR).....	1999
Coleman, Travis (CB).....	2002	Hicks, Dwone (RB).....	2003	Malast, Kevin (LB).....	2009
Coley, James (TE).....	1989	Hicks, Michael (RB).....	1996-97	Marshall, Alfonso (CB).....	2004

ALL-TIME PRACTICE SQUAD

Marshall, Anthony (S).....	1994	Pope, P.J. (RB).....	2006-07	Ta'ufo'ou, Will (FB).....	2009
Marten, James (T).....	2009-10	Price, Terry (DT).....	1990	Taylor, Aaron (G).....	1998
Martin, Chris (CB).....	1996	Primus, Greg (WR).....	1994	Taylor, Brian (CB).....	1989
Mathews, Greg (WR).....	2010	Raiola, Donovan (C).....	2009	Trahan, Patrick (LB).....	2011
Matthews, Shane (QB).....	1993	Randolph, Charles (TE).....	1996	Tugbenyoh, Mawuko (LB).....	2000
Matthews, Roshaun (LB).....	2001	Ray, Rodney (DB).....	1996	Turenne, Woodny (CB).....	2009
Matusz, Roman (T).....	1990	Reed, Tyler (G).....	2006-08	Turner, Barry (DE).....	2010
McCardell, Keenan (WR).....	1993	Reese, Marcus (LB).....	2003	Venable, Winston (S).....	2011
McGee, Richmond (P).....	2010	Rideau, Brandon (WR).....	2006; 08	Waddle, Tom (WR).....	1989
McKie, Jason (FB).....	2003	Riley, Marcus (LB).....	2008	Wagner, Barry (WR).....	1992
McMillon, Todd (CB).....	2000-01	Ross, Drayton (TE).....	2011	Walters, Anthony (S).....	2011
Merritt, Ahmad (WR).....	2000-01	Russell, Fred (RB).....	2004	Warner, Josh (C/G).....	2002
Miller, Chris (WR).....	1997	Sanford, Sulecio (WR).....	1999	Warner, Ron (DE).....	1999
Miller, David (G).....	2004	Schumacher, Jerry (LB).....	2004	Washburn, Cliff (DE).....	2003
Miller, Jordan (DT).....	2011	Schwantz, Jim (LB).....	1992-93	Washington, Damon (FB).....	1999
Mines, Fontel (TE).....	2007-08	Sharp, Brandon (S).....	2007	Wetnight, Ryan (TE).....	1993
Mitchell, Qasim (T).....	2003	Sheldon, Dan (WR).....	2006	Whelihan, Tom (K/P).....	1990
Moore, Josh (CB).....	2011	Shepherd, Edell (WR).....	2002	Williams, Brad (G).....	2000
Moturi, Jeff (WR).....	2010	Shepherd, Gannon (T).....	2000	Williams, Eddie (FB).....	2010
Newkirk, Robert (DT).....	2000	Slay, Dwayne (LB).....	2006	Williams, Harry, Jr. (WR).....	2006
Norman, Todd (OL).....	1994	Smith, Andre (TE).....	2011	Williams, Tyrone (DL).....	1997
North, Ramondo (WR).....	2001	Smith, DeAngelo (CB).....	2009	Wilson, Rod (LB).....	2006
Oakley, Anthony (OL).....	2005; 07	Smith, Eric (WR).....	1997	Wise, Ty (C).....	2000
Oshinowo, Babatunde (DT).....	2007	Smith, Quintin (WR).....	1990	Wright, Eric (WR).....	1991-92
O'Sullivan, J.T. (QB).....	2005	Snyder, Brent (QB).....	1990	Wrotto, Mansfield (G).....	2011
Pearson, Pepe (RB).....	1998	Spencer, Willie (WR).....	2001	Young, Adam (TE).....	2001
Peterman, Eric (WR).....	2009-11	Stephens, Reggie (G).....	2011	Zitelli, Emmett (C).....	1997
Peters, Leonard (S).....	2007	Streeter, George (S).....	1989		
Polk, Octus (OL).....	1995-96	Tafoya, Joe (DE).....	2001		

YEAR-BY-YEAR TAKEAWAYS/GIVEAWAYS

Since Lovie Smith took over as head coach of the Bears in 2004, Chicago leads the League with 266 takeaways. During that time the Bears rank third in the NFL in interceptions with 157 and second in opponent fumble recoveries with 109. The Bears have finished in the top half of the league in takeaways in each of the past seven seasons, ranking tied for fifth in 2011, third in 2010, 12th in 2009, second in 2008, eighth in 2007, first in 2006 and sixth in 2005.

Bears	Defense			Offense			Year	Defense			Offense		
	INTs	FR	Total	INTs	FL	Total		INTs	FR	Total	INTs	FL	Total
2011	20	11	31	20	9	29	1997	13	17	30	22	19	41
2010	21	14	35	21	10	31	1996	17	11	28	18	9	27
2009	13	15	28	27	7	34	1995	16	13	29	10	16	26
2008	22	10	32	14	13	27	1994	12	10	22	16	10	26
2007	16	17	33	21	13	34	1993	18	12	30	16	14	30
2006	24	20	44	22	14	36	1992	14	16	30	24	10	34
2005	24	10	34	15	13	28	1991	17	13	30	17	16	33
2004	17	12	29	16	21	37	1990	31	14	45	12	14	26
2003	15	5	20	20	9	29	1989	26	12	38	25	17	42
2002	9	19	28	18	17	35	1988	26	9	35	15	19	34
2001	20	17	37	16	8	24	1987	13	11	24	24	20	44
2000	11	9	20	16	13	29	1986	31	16	47	25	22	47
1999	14	19	33	22	15	37	1985	34	20	54	16	15	31
1998	14	14	28	13	21	34							



CHICAGO BEARS PRACTICE SQUAD TO 53-MAN ROSTER

PRACTICE SQUAD TO 53-MAN ROSTER

Age, Louis (T)	Gattis, Josh (S)	Newkirk, Robert (DT)
Allen, Armando (RB)	Gibson, Thaddeus (DE)	Oakley, Anthony (OL)
Allen, James (RB)	Gilmore, John (TE)	Oshinowo, Babatunde (DT)
Allen, Tremayne (TE)	Gowins, Brian (K)	Polk, Octus (OL)
Anderson, Bryan (G)	Harris, Willie (WR)	Price, Terry (DT)
Asiata, Johan (G)	Hartsell, Mark (QB)	Primus, Greg (WR)
Baldwin, Ervin (DE)	Hass, Mike (WR)	Reese, Marcus (LB)
Basanez, Brett (QB)	Henry, Ricky (G)	Rideau, Brandon (WR)
Bell, Kahlil (RB)	Hicks, Michael (RB)	Sanford, Sulecio (WR)
Belton, Keith (RB)	Hillenmeyer, Hunter (LB)	Schwartz, Jim (LB)
Bowman, Zackary (CB)	Holmes, Jaret (K)	Smith, Andre (TE)
Bownes, Fabien (WR)	Horn, Levi (T)	Smith, DeAngelo (CB)
Brooks, Macey (WR)	Howard, Bobbie (LB)	Smith, Eric (WR)
Burger, Todd (G)	Hyché, Steve (LB)	Smith, Quintin (WR)
Cain, Jeremy (LB)	Idonije, Israel (DT)	Streeter, George (S)
Carter, Daryl (LB)	Ireland, Darwin (LB)	Tafoya, Joe (DE)
Cerqua, Marq (LB)	Ivlow, John (FB)	Taylor, Aaron (G)
Cobb, Trevor (FB)	Jones, Danté (LB)	Taylor, Brian (RB)
Coleman, Quincy (CB)	Jones, Jermaine (CB)	Trahan, Patrick (LB)
Coleman, Travis (CB)	Joseph, Dwayne (CB)	Turenne, Woodny (CB)
Coley, James (TE)	Kashama, Alain (DE)	Turner, Barry (DE)
Collier, Ervin (DT)	Komar, Max (WR)	Venable, Winston (S)
Cousin, Terry (CB)	LaRocque, Joey (LB)	Waddle, Tom (WR)
Davis, Jason (FB)	Marshall, Alfonso (CB)	Wagner, Barry (WR)
Dorsey, Quinn (DE)	Marshall, Anthony (S)	Walters, Anthony (S)
Draft, Chris (LB)	Marten, James (T)	Warner, Josh (C/G)
Dragos, Scott (FB)	Martin, Chris (CB)	Wetnight, Ryan (TE)
Dulaney, Mike (FB)	Matthews, Shane (QB)	Williams, Tyrone (DL)
Edwards, Brian (RB)	McKie, Jason (FB)	Wilson, Rod (LB)
Elliott, Jamin (WR)	McMillon, Todd (CB)	Wise, Ty (C)
Everett, Tyler (S)	Merritt, Ahmad (WR)	Wright, Eric (WR)
Forbes, Marlon (CB)	Mines, Fontel (TE)	
Garay, Antonio (DT)	Mitchell, Qasim (T)	

ALL-TIME ASSISTANT COACHES

Name	Seasons	Years
Abramowicz, Danny	5	1992-96
Allen, George	8	1958-65
Anderson, Heartley "Hunk"	8	1940-42; 46-50
Armstrong, Keith	4	1997-2000
Arthur, Jim	7	2005-11
Austin, Bill	1	1971
Babich, Bob	8	2004-11
Bajakian, Mike	3	2004-06
Bedford, Vance	6	1999-2004
Blache, Greg	5	1999-2003
Bollman, Jim	2	1999-2000
Boras, Rob	6	2004-09
Borich, Mike	2	1999-2000
Bratkowski, Zeke	3	1972-74
Brodsky, Joe	1	1998
Brooks, Clarence	6	1993-98
Brooks, Larry	1	2003
Brumbaugh, Carl	3	1938; 40; 44
Bullough, Chuck	5	1999-2003
Butkus, Luke	3	2007-09
Byrd, Gill	6	2006-11
Callahan, Ray	3	1975-77
Carmichael, Pete	3	2001-03
Carr, Jim	3	1969; 73-74
Cavanaugh, Matt	2	1997-98
Cherundolo, Chuck	6	1966-68; 72-74
Cody, Ed	6	1965-70
Coiner, Charlie	5	2001-05
Connor, George	2	1956-57
Crowton, Gary	2	1999-2000
Day, Shane	2	2010-11
DeBord, Mike	2	2010-11
DeCorrevont, Bill	1	1949
Dent, Richard	1	2003
Dimancheff, Babe	3	1966-68
Dooley, Jim	14	1963-67; 81-89
Dovell, Whitey	3	1972-74
Drake, Darryl	8	2004-11
Driscoll, Paddy	20	1941-55; 58-62
Dunbar, Karl	1	2004
Ecklund, Brad	3	1975-77
Fears, Ivan	6	1993-98
Fewell, Perry	1	2005
Fichtner, Ross	3	1975-77
Flaherty, Pat	3	2001-03
Fortunato, Joe	2	1967-68
Frei, Jerry	3	1978-80
George, Bill	1	1972
George, Ryan	2	2007-08

Name	Seasons	Years
Gerhart, Doug	1	1979
Gibron, Abe	7	1965-71
Gillman, Sid	1	1977
Goldston, Ralph	1	1974
Goodwin, Harold	3	2004-06
Grange, Red	8	1933-40
Gray, Torrian	2	2004-05
Haley, Brick	2	2007-08
Haley, Todd	3	2001-03
Hamilton, Pep	3	2007-09
Handler, Phil	17	1952-68
Haupt, Dale	8	1978-85
Hayes-Stoker, Andrew	2	2010-11
Hiestand, Harry	5	2005-09
Hilton, John	3	1975-77
Hoener, Pete	1	2004
Hoke, Jon	3	2009-11
Hughes, Ed	7	1982-88
Jagade, Chick	1	1956
Johnson, Don	2	2005-06
Johnsos, Luke	30	1935-39; 41-42; 46-68
Jones, Rusty	7	2005-11
Kazor, Steve	11	1982-92
Kuhlmann, Hank	5	1978-82
Landry, Greg	7	1986-92
LaRue, Jim	12	1978-89
Lee, Lloyd	5	2004-08
Levra, John	7	1986-92
Lindsey, Dale	3	1999-2001
London, Charles	3	2007-09
Lord, Bob	1	1974
Luckman, Sid	16	1954; 56-70
Mainord, Carlos	6	1993-98
Marchibroda, Ted	1	1981
Marinelli, Rod	3	2009-11
Martz, Mike	2	2010-11
Mather, Chuck	8	1958-65
McGinnis, David	10	1986-95
Meyer, Ken	3	1978-80
Moeller, Gary	2	2002-03
Mosley, Earle	5	1999-2003
Moss, Perry	4	1970-73
Nickerson, Hardy	1	2007
Norris, Rex	4	1999-2002
O'Connor, Fred	3	1975-77
O'Dea, Kevin	3	2006-07; 11
Olson, Greg	1	2003
Peete, Willie	3	1995-97
Pendry, Joe	2	1993-94



CHICAGO BEARS ALL-TIME ASSISTANT COACHES

Name	Seasons	Years
Phair, Mike	1	2011
Plumb, Ted.....	8.....	1980-85; 96-97
Rapp, Vic.....	4.....	1989-92
Ringo, Jim.....	3.....	1969-71
Rivera, Ron.....	3.....	2004-06
Roland, Johnny.....	11.....	1982-92
Ronzani, Gene.....	3.....	1947-49
Rossley, Tom.....	1.....	1998
Ryan, Buddy.....	8.....	1978-85
Schiano, Greg.....	3.....	1996-98
Scovil, Doug.....	1.....	1978
Shaughnessy, Clark.....	12.....	1951-62
Shaw, Bob.....	3.....	1969-71
Shea, Terry.....	1.....	2004
Shinnick, Don.....	2.....	1970-71
Shoop, John.....	5.....	1999-2003
Shula, Mike.....	3.....	1993-95
Slowik, Bob.....	6.....	1993-98
Smith, Mikal	2	2010-11

Name	Seasons	Years
Spencer, Tim	8	2004-11
Stanfel, Dick.....	12.....	1981-92
Stoltz, Jerry.....	4.....	1973-76
Stydahar, Joe.....	2.....	1963-64
Sweatman, Mike.....	3.....	2001-03
Tabor, Chris.....	3.....	2008-10
Tice, Mike	2	2010-11
Tobin, Vince.....	7.....	1986-92
Toub, Dave	8	2004-11
Turner, Clyde "Bulldog".....	5.....	1952-56
Turner, Ron.....	9.....	1993-96; 2005-09
Walquist, Laurie.....	2.....	1933-34
Washington, Eric.....	3.....	2008-10
Wilks, Steven.....	3.....	2006-08
Wilson, George.....	2.....	1947-48
Wilson, Wade.....	3.....	2004-06
Wise, Tony.....	6.....	1993-98
Wylie, Bob.....	5.....	1999-2003
Yaralian, Zaven.....	3.....	1990-92

SUPER BOWL TV AUDIENCES...

Super Bowl television ratings and shares, including network (N) (both NBC and CBS televised the first Super Bowl). The rating (R) represents the percentage of televisions tuned in to a program. The share (S) is the percentage of televisions on at the time that watched.

SB	Year	N	R	S	Result
XLVI	2012	NBC	47.8	71	NYG 21, NE 17
XLV	2011	FOX	46.0	68	GB 31, PIT 25
XLIV	2010	CBS	45.0	68	NO 31, IND 17
XLIII	2009	NBC	42.0	64	PIT 27, ARZ 23
XLII	2008	FOX	43.2	65	NYG 17, NE 14
XLI	2007	CBS	42.6	64	IND 29, CHI 17
XL	2006	ABC	41.6	62	PIT 21, SEA 10
XXXIX	2005	FOX	41.1	62	NE 24, PHI 21
XXXVIII	2004	CBS	41.3	63	NE 32, CAR 29
XXXVII	2003	ABC	40.7	61	TB 48, OAK 21
XXXVI	2002	FOX	40.4	61	NE 20, STL 17
XXXV	2001	CBS	40.4	61	BAL 34, NYG 7
XXXIV	2000	ABC	43.2	62	STL 23, TEN 16
XXXIII	1999	FOX	40.2	61	DEN 34, ATL 19
XXXII	1998	NBC	44.5	67	DEN 31, GB 24
XXXI	1997	FOX	43.3	65	GB 35, NE 21
XXX	1996	NBC	46.1	72	DAL 27, PIT 17
XXIX	1995	ABC	41.3	63	SF 49, SD 26
XXVIII	1994	NBC	45.4	66	DAL 30, BUF 13
XXVII	1993	NBC	45.1	66	DAL 52, BUF 17
XXVI	1992	CBS	40.3	61	WAS 37, BUF 24
XXV	1991	ABC	41.8	63	NYG 20, BUF 19
XXIV	1990	CBS	39.0	63	SF 55, DEN 10
XXIII	1989	NBC	43.5	68	SF 20, CIN 16

SB	Year	N	R	S	Result
XXII	1988	ABC	41.9	62	WAS 42, DEN 10
XXI	1987	CBS	45.8	66	NYG 39, DEN 20
XX	1986	NBC	48.3	70	CHI 46, NE 10
XIX	1985	ABC	46.4	63	SF 38, MIA 16
XVIII	1984	CBS	46.4	71	LARai 38, WAS 9
XVII	1983	NBC	48.6	69	WAS 27, MIA 17
XVI	1982	CBS	49.1	73	SF 26, CIN 21
XV	1981	NBC	44.4	63	OAK 27, PHI 10
XIV	1980	CBS	46.3	67	PIT 31, LARam 19
XIII	1979	NBC	47.1	74	PIT 35, DAL 31
XII	1978	CBS	47.2	67	DAL 27, DEN 10
XI	1977	NBC	44.4	73	OAK 32, MIN 14
X	1976	CBS	42.3	78	PIT 21, DAL 17
IX	1975	NBC	42.4	72	PIT 16, MIN 6
VIII	1974	CBS	41.6	73	MIA 24, MIN 7
VII	1973	NBC	42.7	72	MIA 14, WAS 7
VI	1972	CBS	44.2	74	DAL 24, MIA 3
V	1971	NBC	39.9	75	BAL 16, DAL 13
IV	1970	CBS	39.4	69	KC 23, MIN 7
III	1969	NBC	36.0	71	NYJ 16, BAL 7
II	1968	CBS	36.8	68	GB 33, OAK 14
I*	1967	NBC	18.5	36	GB 35, KC 10
I*	1967	CBS	22.6	43	

*Super Bowl I was broadcast on both NBC and CBS

ALL-TIME PRESEASON RESULTS

1921 - 1-0		Chi	Opp
	Waukegan	W	35 0
1923 - 0-0-1		Chi	Opp
	Milwaukee Badgers	T	0 0
1924 - 2-1		Chi	Opp
	Cleveland Bulldogs	W	23 0
	Frankford Yellow Jackets	W	13 10
	Rock Island Independents	L	6 7
1928 - 1-0		Chi	Opp
	Minneapolis Marines	W	12 6
1929 - 1-1		Chi	Opp
	Memphis Tigers	W	39 19
	Memphis Tigers	L	14 21
1930 - 1-1		Chi	Opp
	Milwaukee Badgers	W	26 0
	Ironton (OH) Tanks	L	13 26
D 15	Chicago Cardinals	W	9 7
1931 - 1-0		Chi	Opp
	Cicero Boosters	W	43 0
1932 - 3-0-1		Chi	Opp
	Cleveland Panthers	W	26 0
	St. Louis Gunners	W	35 0
	Portsmouth Spartans	T	6 6
	Boston Redskins	W	21 0
1933 - 2-0		Chi	Opp
S 10	Cicero Boosters	W	60 0
S 16	Notre Dame All-Stars	W	14 0
1934 - 4-0-1		Chi	Opp
A 30	Chicago All-Stars	T	0 0
S 5	Indiana Harbor	W	19 6
S 9	Chicago Tigers	W	41 0
S 12	LaCrosse	W	25 0
	Texas All-Stars	W	34 13
<i>O 12</i>	<i>Green Bay Packers</i>	<i>W</i>	<i>10 6</i>
<i>N 7</i>	<i>Minnesota Stars</i>	<i>W</i>	<i>14 3</i>
<i>D 15</i>	<i>Philadelphia Eagles</i>	<i>W</i>	<i>28 14</i>
<i>D 22</i>	<i>Brooklyn Dodgers</i>	<i>W</i>	<i>20 6</i>
<i>D 23</i>	<i>Memphis Tigers</i>	<i>W</i>	<i>30 13</i>
<i>J 13</i>	<i>Chicago Cardinals</i>	<i>L</i>	<i>9 13</i>
<i>J 20</i>	<i>Pacific Coast Stars</i>	<i>W</i>	<i>26 7</i>
<i>J 27</i>	<i>New York Giants</i>	<i>W</i>	<i>21 0</i>

Italics indicates mid- or post-season exhibition games.

1935 - 5-0		Chi	Opp
A 30	College All-Stars	W	5 0
S 8	Badger All-Stars	W	58 0
S 11	Calumet All-Stars	W	40 0
S 15	American Legion All-Stars	W	41 0
	Kenosha	W	47 0
1936 - 1-1		Chi	Opp
S 7	Texas All-Stars	L	6 7
S 8	Oklahoma All-Stars	W	14 6
1937 - 3-1		Chi	Opp
S 6	Texas All-Stars	L	0 6
S 7	Oklahoma All-Stars	W	25 0
S 10	Calumet Indians	W	34 0
S 12	Des Moines Comets	W	39 0
1938 - 4-1		Chi	Opp
S 1	Eastern All-Stars	W	26 14
S 5	Southern All-Stars	W	32 18
S 23	Negro All-Stars	W	51 0
S 25	Cincinnati Bengals	L	13 17
S 27	Los Angeles Bulldogs	W	14 12
1939 - 3-0		Chi	Opp
S 5	Calumet All-Stars	W	13 0
S 9	Glen Ellyn All-Stars	W	55 6
S 27	Cincinnati Bengals	W	26 6
1940 - 6-1		Chi	Opp
A 24	Calumet Indians	W	48 6
A 30	Pittsburgh Steelers	L	9 10
S 5	Philadelphia Eagles	W	27 21
S 8	Newark Bears	W	35 7
S 12	Calumet Indians	W	52 0
S 15	St. Louis Gunners	W	59 0
	National League Stars	W	28 14
1941 - 6-0		Chi	Opp
A 19	Kenosha Cardinals	W	27 6
A 28	College All-Stars	W	37 13
S 9	Brooklyn Dodgers	W	14 9
S 11	Eastern All-Stars	W	23 6
S 14	Newark Bears	W	47 12
	National League Stars	W	35 24
1942 - 5-0		Chi	Opp
A 22	Camp Grant	W	32 6
A 28	College All-Stars	W	21 0
S 5	Pittsburgh Steelers	W	40 20
S 13	Washington Redskins	W	38 14
S 20	Army All-Stars	W	14 7



CHICAGO BEARS ALL-TIME PRESEASON RESULTS

1943 - 3-0		Chi	Opp
	New York Giants	W	42 28
	Washington Redskins	W	21 14
	Philadelphia-Pittsburgh Steagles	W	20

7

1944 - 3-1		Chi	Opp
A 30	College All-Stars	W	24 21
	Washington Redskins	L	7 21
	New York Giants	W	20 10
	Washington Redskins	W	28 0

1945 - 1-2		Chi	Opp
	Washington Redskins	L	7 14
	Philadelphia Eagles	L	21 38
	New York Giants	W	14 13

1946 - 5-0		Chi	Opp
S 1	New York Giants	W	19 0
S 5	Boston Yanks	W	24 17
S 13	Philadelphia Eagles	W	24 12
S 17	Akron Bears	W	38 13
S 22	Washington Redskins	W	20 14

1947 - 3-1		Chi	Opp
A 22	College All-Stars	L	0 16
S 7	Boston Yanks	W	37 20
S 13	Philadelphia Eagles	W	13 10
S 17	Washington Redskins	W	28 7

1948 - 4-1		Chi	Opp
A 22	Pittsburgh Steelers	W	28 14
A 28	Philadelphia Eagles	W	24 23
S 5	Boston Yanks	W	42 7
S 9	Boston Yanks	W	24 14
S 14	New York Giants	L	7 17

1949 - 4-1		Chi	Opp
A 20	Pittsburgh Steelers	W	34 0
A 28	New York Bulldogs	W	14 7
S 4	Washington Redskins	W	28 17
S 10	New York Giants	W	20 17
S 17	Philadelphia Eagles	L	7 14

1950 - 4-2		Chi	Opp
A 12	New York Yanks	W	34 33
A 18	New York Giants	L	7 10
A 24	Baltimore Colts	W	21 17
A 26	Pittsburgh Steelers	W	30 14
S 1	Cleveland Browns	L	23 27
S 10	Philadelphia Eagles	W	10 3

1951 - 3-4		Chi	Opp
A 23	Los Angeles Rams	L	14 42
A 26	San Francisco 49ers	W	24 7
S 2	New York Giants	L	0 14
S 9	Cleveland Browns	L	21 32
S 15	Philadelphia Eagles	W	31 6
S 19	Washington Redskins	W	21 19
S 23	Pittsburgh Steelers	L	17 21

1952 - 4-1		Chi	Opp
A 12	Pittsburgh Steelers	W	14 9
A 29	Cleveland Browns	L	7 14
S 6	Philadelphia Eagles	W	37 7
S 14	New York Giants	W	17 7
S 20	Pittsburgh Steelers	W	23 0

1953 - 2-4		Chi	Opp
A 15	Pittsburgh Steelers	L	10 29
A 22	Philadelphia Eagles	L	10 24
A 29	Pittsburgh Steelers	W	31 28
S 3	New York Giants	L	7 14
S 11	Cleveland Browns	L	14 20
S 20	Chicago Cardinals	W	14 13

1954 - 3-3		Chi	Opp
A 14	Pittsburgh Steelers	W	21 14
A 18	Chicago Cardinals	L	0 10
A 28	Philadelphia Eagles	L	21 24
S 4	Washington Redskins	W	28 24
S 12	New York Giants	W	28 24
S 18	Cleveland Browns	L	7 35

1955 - 3-2		Chi	Opp
A 20	Chicago Cardinals	L	6 21
A 26	Philadelphia Eagles	L	20 27
S 3	Washington Redskins	W	45 10
S 10	New York Giants	W	7 0
S 15	Cleveland Browns	W	24 21

1956 - 5-1		Chi	Opp
A 18	Chicago Cardinals	W	31 7
A 24	Philadelphia Eagles	W	28 21
S 1	Washington Redskins	W	17 3
S 8	Pittsburgh Steelers	W	21 10
S 15	New York Giants	W	20 10
S 21	Cleveland Browns	L	14 24

ALL-TIME PRESEASON RESULTS

1957 - 4-1-1		Chi	Opp
A 17	Pittsburgh Steelers	W	24 7
A 24	Baltimore Colts	T	24 24
A 30	New York Giants	L	17 24
S 8	Philadelphia Eagles	W	24 14
S 14	Pittsburgh Steelers	W	37 10
S 20	Cleveland Browns	W	29 3

1958 - 6-0		Chi	Opp
A 17	Chicago Cardinals	W	24 7
A 24	Philadelphia Eagles	W	3 0
A 30	Pittsburgh Steelers	W	17 10
S 5	Detroit Lions	W	24 17
S 12	Cleveland Browns	W	42 31
S 21	Washington Redskins	W	27 24

1959 - 5-1		Chi	Opp
A 15	Green Bay Packers	W	19 16
A 22	Philadelphia Eagles	W	24 21
A 29	Pittsburgh Steelers	W	54 17
S 5	Washington Redskins	W	52 14
S 11	New York Giants	W	18 6
S 19	Cleveland Browns	L	31 33

1960 - 3-2		Chi	Opp
A 15	New York Giants	W	16 7
A 27	Green Bay Packers	L	7 35
S 3	Washington Redskins	W	17 0
S 10	Cleveland Browns	L	10 16
S 16	Pittsburgh Steelers	W	21 10

1961 - 4-2		Chi	Opp
A 5	Montreal Alouettes	W	34 16
A 12	Philadelphia Eagles	L	10 38
A 19	Washington Redskins	W	29 13
A 26	Green Bay Packers	L	14 24
S 2	Minnesota Vikings	W	30 7
S 8	Pittsburgh Steelers	W	24 21

1962 - 0-5		Chi	Opp
A 11	Pittsburgh Steelers	L	14 19
A 18	Philadelphia Eagles	L	14 28
A 25	Green Bay Packers	L	21 35
S 1	Washington Redskins	L	28 29
S 7	Cleveland Browns	L	24 28

1963 - 3-2		Chi	Opp
A 10	New York Giants	W	17 7
A 15	Washington Redskins	W	28 26
A 24	Green Bay Packers	L	7 26
A 31	St. Louis Cardinals	L	14 17
S 7	Baltimore Colts	W	14 7

1964 - 3-2		Chi	Opp
A 7	College All-Stars	W	28 17
A 14	Washington Redskins	W	14 13
A 22	Green Bay Packers	L	7 21
A 28	St. Louis Cardinals	L	3 7
S 7	Dallas Cowboys	W	21 6

1965 - 2-3		Chi	Opp
A 12	Washington Redskins	W	31 30
A 21	Green Bay Packers	L	14 31
A 28	Los Angeles Rams	W	28 14
S 3	St. Louis Cardinals	L	3 25
S 11	Dallas Cowboys	L	21 34

1966 - 3-1		Chi	Opp
A 6	Philadelphia Eagles	L	21 40
A 12	Green Bay Packers	W	13 10
A 20	Washington Redskins	W	21 10
S 2	St. Louis Cardinals	W	22 20

1967 - 2-3		Chi	Opp
A 9	Washington Redskins	L	14 37
A 18	Green Bay Packers	L	0 18
A 23	Kansas City Chiefs	L	24 66
S 1	St. Louis Cardinals	W	42 14
S 9	Philadelphia Eagles	W	14 0

1968 - 4-1		Chi	Opp
A 3	Dallas Cowboys	W	30 24
A 10	Baltimore Colts	L	0 10
A 19	Green Bay Packers	W	10 7
A 24	Washington Redskins	W	45 13
S 6	St. Louis Cardinals	W	19 17

1969 - 3-3		Chi	Opp
A 2	Washington Redskins	L	7 13
A 9	Miami Dolphins	W	16 10
A 16	Green Bay Packers	W	19 9
A 22	Houston Oilers	L	17 19
A 30	Buffalo Bills	W	23 16
S 12	St. Louis Cardinals	L	31 37

1970 - 1-4-1		Chi	Opp
A 8	Houston Oilers	W	23 13
A 15	Green Bay Packers	T	6 6
A 24	San Diego Chargers	L	9 14
A 29	St. Louis Cardinals	L	3 24
S 5	Denver Broncos	L	17 30
S 11	Minnesota Vikings	L	30 31



CHICAGO BEARS ALL-TIME PRESEASON RESULTS

1971 - 3-3

	Chi	Opp
7 Green Bay Packers	W	2 0
A 14 Baltimore Colts	L	13 21
A 21 Minnesota Vikings	L	14 34
A 28 Cleveland Browns	W	20 19
S 4 Houston Oilers	L	17 37
S 12 Denver Broncos	W	33 17

1972 - 1-4-1

	Chi	Opp
A 5 Kansas City Chiefs	L	10 24
A 10 Houston Oilers	W	20 17
A 20 New England Patriots	L	17 27
A 27 Green Bay Packers	L	7 10
S 3 Buffalo Bills	T	24 24
S 9 St. Louis Cardinals	L	14 33

1973 - 3-1-2

	Chi	Opp
A 4 Green Bay Packers	T	13 13
A 11 Houston Oilers	W	34 7
A 18 Miami Dolphins	T	9 9
A 26 Buffalo Bills	W	13 10
S 1 St. Louis Cardinals	W	31 20
S 9 Washington Redskins	L	3 7

1974 - 1-5

	Chi	Opp
A 3 St. Louis Cardinals	L	7 10
A 12 Pittsburgh Steelers	L	21 50
A 17 Green Bay Packers	L	10 20
A 26 Baltimore Colts	W	20 16
A 31 Houston Oilers	L	20 37
S 9 Miami Dolphins	L	7 30

1975 - 2-4

	Chi	Opp
A 9 San Diego Chargers	W	22 0
A 16 Green Bay Packers	L	9 13
A 23 St. Louis Cardinals	W	14 13
A 30 Denver Broncos	L	0 13
S 6 Miami Dolphins	L	10 21
S 13 Houston Oilers	L	13 24

1976 - 5-1

	Chi	Opp
J 31 Denver Broncos	W	15 14
A 7 Seattle Seahawks	W	27 16
A 14 Baltimore Colts	W	25 14
A 21 St. Louis Cardinals	L	14 20
A 28 Tampa Bay Buccaneers	W	10 7
S 3 Washington Redskins	W	9 7

1977 - 3-4

	Chi	Opp
J 30 New York Jets	(CN) W	20 6
A 6 New Orleans Saints	(S) L	14 20
A 13 Oakland Raiders	(D) W	20 13
A 20 Houston Oilers	(H) W	14 10

A 25 Cleveland Browns	(CC) L	7 14
S 2 St. Louis Cardinals	(SC) L	14 23
S 10 Cincinnati Bengals	(S) L	6 24

1978 - 0-4

	Chi	Opp
A 5 Oakland Raiders	(S) L	13 14
A 12 St. Louis Cardinals	(S) L	14 26
A 19 Cincinnati Bengals	(CI) L	3 27
A 24 Seattle Seahawks	(SE) L	7 16

1979 - 3-1

	Chi	Opp
A 4 New York Jets	(S) W	27 14
A 11 New Orleans Saints	(NO) W	13 6
A 18 Cincinnati Bengals	(S) W	17 13
A 25 St. Louis Cardinals	(SL) L	7 10

1980 - 1-3

	Chi	Opp
A 10 New York Jets	(NJ) W	21 9
A 16 Cincinnati Bengals	(CI) L	3 21
A 23 Cleveland Browns	(S) L	31 33
A 30 St. Louis Cardinals	(S) L	13 21

1981 - 2-2

	Chi	Opp
A 8 New York Giants	(S) L	7 23
A 15 Kansas City Chiefs	(KC) L	0 13
A 22 Cincinnati Bengals	(S) W	24 21
A 29 St. Louis Cardinals	(SL) W	31 27

1982 - 1-3

	Chi	Opp
A 16 San Diego Chargers	(SD) L	27 28
A 21 Buffalo Bills	(BF) W	21 14
A 28 St. Louis Cardinals	(S) L	3 10
S 4 Baltimore Colts	(S) L	17 26

1983 - 3-1

	Chi	Opp
A 6 Buffalo Bills	(S) W	27 17
A 13 St. Louis Cardinals	(SL) L	24 27
A 20 Los Angeles Raiders	(LA) W	27 21
A 27 Kansas City Chiefs	(S) W	20 17

1984 - 1-3

	Chi	Opp
A 4 St. Louis Cardinals	(S) L	10 19
A 11 Green Bay Packers	(ML) L	10 17
A 18 Cincinnati Bengals	(S) L	17 25
A 26 Buffalo Bills	(I) W	38 7

1985 - 1-3

	Chi	Opp
A 9 St. Louis Cardinals	(SL) L	3 10
A 17 Indianapolis Colts	(S) L	13 24
A 26 *Dallas Cowboys	(DA) L	13 15
A 31 Buffalo Bills	(S) W	45 14

ALL-TIME PRESEASON RESULTS

1986 - 4-1		Chi	Opp
A 3	**Dallas Cowboys (LN)	W	17 6
A 9	Pittsburgh Steelers (TR)	W	33 13
A 16	Indianapolis Colts (S)	W	38 21
A 23	St. Louis Cardinals (S)	L	7 14
A 30	Buffalo Bills (ND)	W	31 17

1987 - 3-1		Chi	Opp
A 16	Miami Dolphins (JR)	W	10 3
A 22	Pittsburgh Steelers (S)	W	50 14
A 31	*St. Louis Cardinals (S)	L	16 20
S 5	Los Angeles Raiders (LA)	W	20 17

1988 - 1-3		Chi	Opp
A 6	Miami Dolphins (S)	W	20 17
A 14	**Minnesota Vikings (SW)	L	21 28
A 22	*Dallas Cowboys (DA)	L	9 17
A 26	Los Angeles Raiders (S)	L	22 37

1989 - 2-2		Chi	Opp
A 14	*Miami Dolphins (JR)	W	28 20
A 19	San Diego Chargers (S)	L	7 24
A 27	Kansas City Chiefs (S)	L	17 22
S 2	Los Angeles Raiders (LA)	W	41 38

1990 - 4-1		Chi	Opp
A 4	Cleveland Browns (CN)	W	13 0
A 11	Miami Dolphins (S)	W	10 6
A 18	Phoenix Cardinals (TM)	W	17 9
A 24	Los Angeles Raiders (S)	L	3 20
A 30	Buffalo Bills (SC)	W	35 7

1991 - 2-3		Chi	Opp
J 26	Miami Dolphins (JR)	W	6 0
A 3	**San Francisco 49ers (G)	L	7 21
A 11	Phoenix Cardinals (S)	L	10 12
A 17	Los Angeles Raiders (LA)	L	10 13
A 24	Buffalo Bills (S)	W	30 13

1992 - 1-3		Chi	Opp
A 10	*New Orleans Saints (S)	L	31 34
A 15	Phoenix Cardinals (TM)	L	17 20
A 23	Pittsburgh Steelers (S)	L	17 28
A 28	Dallas Cowboys (TX)	W	20 13

1993 - 1-3		Chi	Opp
A 8	Philadelphia Eagles (V)	L	9 13
A 14	Phoenix Cardinals (S)	L	10 11
A 23	*New Orleans Saints (NO)	L	14 20
A 27	Dallas Cowboys (S)	W	23 21

1994 - 4-0		Chi	Opp
A 5	Philadelphia Eagles (S)	W	12 6
A 13	Arizona Cardinals (TM)	W	16 0
A 22	*Kansas City Chiefs (KC)	W	21 18
A 27	New York Giants (S)	W	27 21

1995 - 1-3		Chi	Opp
A 4	Carolina Panthers (S)	W	18 15
A 14	*Cleveland Browns (CL)	L	13 55
A 20	Arizona Cardinals (S)	L	16 17
A 24	Indianapolis Colts (I)	L	7 29

1996 - 1-3		Chi	Opp
A 3	Carolina Panthers (C)	L	12 30
A 11	Miami Dolphins (S)	W	24 21
A 17	New Orleans Saints (NO)	L	21 31
A 22	# Kansas City Chiefs (S)	L	10 14

1997 - 2-3		Chi	Opp
J 27	**Pittsburgh Steelers (DB)	L	17 30
A 2	Buffalo Bills (BF)	W	20 17 ot
A 10	Miami Dolphins (PP)	L	14 21
A 17	Arizona Cardinals (S)	W	22 10
A 22	New Orleans Saints (S)	L	7 13

1998 - 0-4		Chi	Opp
A 8	Baltimore Ravens (BA)	L	14 19
A 14	Arizona Cardinals (TM)	L	24 27
A 21	Buffalo Bills (S)	L	9 17
A 28	New York Jets (S)	L	7 24

1999 - 2-2		Chi	Opp
A 7	Indianapolis Colts (S)	W	9 6
A 13	Pittsburgh Steelers (TR)	L	23 30
A 21	St. Louis Rams (S)	W	38 24
A 28	Cleveland Browns (CB)	L	24 35

2000 - 2-2		Chi	Opp
A 5	New York Giants (NJ)	W	20 8
A 12	Cleveland Browns (S)	W	19 6
A 19	Cincinnati Bengals (CI)	L	20 24
A 26	Tennessee Titans (S)	L	28 34

2001 - 1-3		Chi	Opp
A 4	Cincinnati Bengals (S)	W	16 13 ot
A 11	Tennessee Titans (AD)	L	24 27
A 18	Kansas City Chiefs (KC)	L	9 10
A 25	Arizona Cardinals (S)	L	20 24

2002 - 1-3		Chi	Opp
A 10	Denver Broncos (IL)	L	3 27
A 16	St. Louis Rams (AC)	W	19 17
A 23	Jacksonville Jaguars (IL)	L	16 24
A 29	Miami Dolphins (PP)	L	22 24



CHICAGO BEARS ALL-TIME PRESEASON RESULTS

2003 - 1-3

				Chi	Opp
A	9	Indianapolis Colts	(IL) W	20	18
A	16	Denver Broncos	(IL) L	10	15
A	23	Arizona Cardinals	(TM) L	17	27
A	29	New England Patriots	(CG) L	23	38

2004 - 2-2

				Chi	Opp
A	12	St. Louis Rams	(EJ) W	13	10 ot
A	21	San Francisco 49ers	(S) W	20	13
A	27	New Orleans Saints	(S) L	13	17
S	3	Cleveland Browns	(CB) L	10	24

2005 - 3-2

				Chi	Opp
A	8	Miami Dolphins	(CN) W	27	24
A	12	St. Louis Rams	(EJ) L	13	17
A	20	Indianapolis Colts	(I) W	24	17
A	26	Buffalo Bills	(S) W	16	12
S	1	Cleveland Browns	(S) L	6	16

2006 - 2-2

				Chi	Opp
A	11	San Francisco 49ers	(SF) L	14	28
A	18	San Diego Chargers	(S) W	24	3
A	25	Arizona Cardinals	(S) L	16	23
A	31	Cleveland Browns	(CB) W	20	7

2007 - 3-1

				Chi	Opp
A	11	Houston Texans	(R) W	20	19
A	20	Indianapolis Colts	(I) W	27	24
A	25	San Francisco 49ers	(S) W	31	28
A	30	Cleveland Browns	(S) L	9	19

2008 - 1-3

				Chi	Opp
A	7	Kansas City Chiefs	(S) L	20	24
A	16	Seattle Seahawks	(SS) L	26	29
A	21	San Francisco 49ers	(S) L	30	37
A	28	Cleveland Browns	(CB) W	16	10

2009 - 3-1

				Chi	Opp
A	15	Buffalo Bills	(BF) L	20	27
A	22	New York Giants	(S) W	17	3
A	30	Denver Broncos	(IN) W	27	17
S	3	Cleveland Browns	(S) W	26	23

2010 - 0-4

				Chi	Opp
A	14	San Diego Chargers	(SD) L	10	25
A	21	Oakland Raiders	(S) L	17	32
A	28	Arizona Cardinals	(S) L	9	14
S	2	Cleveland Browns	(CB) L	10	13

2011 - 2-2

				Chi	Opp
A	13	Buffalo Bills	(S) W	10	3
A	22	New York Giants	(NM) L	13	41
A	27	Tennessee Titans	(CO) L	13	14
S	1	Cleveland Browns	(S) L	24	14

All-time Preseason Record: 225-163-8 (.578)

* Indicates Monday Night Football

** American Bowl game (overseas)

Game terminated in 3rd quarter due to lightning.

† See page 405 for stadium codes.

WRIGLEY RECORD

The Bears' all-time record at Wrigley Field stands at 221-89-22, a total of 332 games, 330 as the home team. (Two of those victories came with the Bears as the "road" team: twice in 1920 against the Chicago Tigers). The 330 Bears' home games at Wrigley Field appears to be a National Football League record, though unofficial. The Bears-Wrigley connection edges out Cleveland's Municipal Stadium as host for 324 home games of the Cleveland Browns, from 1950 through 1995. As the reincarnation of the Cleveland Browns play in a new stadium since their return in 1999, the Bears-Wrigley "record" appears safe.

In fact, Wrigley Field has hosted a total of 342 NFL games: 330 Bears home games, five home games of the Chicago Tigers in 1920, and seven home games of the Chicago Cardinals in 1931 and 1932. Besides the Browns' 324 home games at Cleveland's Municipal Stadium, the Cleveland Indians played two home games there in 1931, and the Cleveland Rams played sixteen home contests in 1937 and 1939-1941. Municipal Stadium appears to have hosted a total of 342 total NFL games—same as Wrigley Field.

PLAYOFF SUMMARY

Date	Game	Winner	Loser	Chi-Opp	Site
12-17-33	NFL Championship	BEARS	NY Giants	23-21	Wrigley Field
12-9-34	NFL Championship	NY Giants	BEARS	13-30	Polo Grounds
12-12-37	NFL Championship	Washington	BEARS	21-28	Wrigley Field
12-8-40	NFL Championship	BEARS	Washington	73-0	Griffith Stadium
12-14-41	Conference Championship	BEARS	Green Bay	33-14	Wrigley Field
12-21-41	NFL Championship	BEARS	NY Giants	37-9	Wrigley Field
12-13-42	NFL Championship	Washington	BEARS	6-14	Griffith Stadium
12-26-43	NFL Championship	BEARS	Washington	41-21	Wrigley Field
12-15-46	NFL Championship	BEARS	NY Giants	24-14	Polo Grounds
12-17-50	Conference Championship	LA Rams	BEARS	14-24	LA Coliseum
12-30-56	NFL Championship	NY Giants	BEARS	7-47	Yankee Stadium
12-29-63	NFL Championship	BEARS	NY Giants	14-10	Wrigley Field
12-26-77	NFC Divisional	Dallas	BEARS	7-37	Texas Stadium
12-23-79	NFC Wild Card	Philadelphia	BEARS	17-27	Veterans Stadium
12-30-84	NFC Divisional	BEARS	Washington	23-19	RFK Memorial
1-6-85	Conference Championship	San Francisco	BEARS	0-23	Candlestick Park
1-5-86	NFC Divisional	BEARS	NY Giants	21-0	Soldier Field
1-12-86	Conference Championship	BEARS	LA Rams	24-0	Soldier Field
1-26-86	Super Bowl XX	BEARS	New England	46-10	Louisiana Superdome
1-3-87	NFC Divisional	Washington	BEARS	13-27	Soldier Field
1-10-88	NFC Divisional	Washington	BEARS	17-21	Soldier Field
12-31-88	NFC Divisional	BEARS	Philadelphia	20-12	Soldier Field
1-8-89	Conference Championship	San Francisco	BEARS	3-28	Soldier Field
1-6-91	First Round	BEARS	New Orleans	16-6	Soldier Field
1-13-91	NFC Divisional	NY Giants	BEARS	3-31	Giants Stadium
12-29-91	First Round	Dallas	BEARS	13-17	Soldier Field
1-1-95	First Round	BEARS	Minnesota	35-18	HHH Metrodome
1-7-95	NFC Divisional	San Francisco	BEARS	15-44	Candlestick Park
1-19-02	NFC Divisional	Philadelphia	BEARS	19-33	Soldier Field
1-15-06	NFC Divisional	Carolina	BEARS	21-29	Soldier Field
1-14-07	NFC Divisional	BEARS	Seattle	27-24 (ot)	Soldier Field
1-21-07	Conference Championship	BEARS	New Orleans	39-14	Soldier Field
2-4-07	Super Bowl XLI	Indianapolis	BEARS	17-29	Dolphin Stadium
1-16-11	NFC Divisional	BEARS	Seattle	35-24	Soldier Field
1-23-11	Conference Championship	Green Bay	BEARS	14-21	Soldier Field

BEARS IN THE PLAYOFFS

Bears vs.:	Carolina	0-1 (.000)
	Dallas	0-2 (.000)
	Green Bay	1-1 (.500)
	Indianapolis	0-1 (.000)
	Los Angeles Rams	1-1 (.500)
	Minnesota	1-0 (1.000)
	New England	1-0 (1.000)
	New Orleans	2-0 (1.000)
	New York Giants	5-3 (.625)
	Philadelphia	1-2 (.333)
	San Francisco	0-3 (.000)
	Seattle	2-0 (1.000)
	Washington	3-4 (.429)

Playoff record: 17-18 (.486)

Record at home: 12-8 (.600)

NFL Championship/Super Bowl game record:
7-5 (.583)

NFC Central Division Championships:
1984, 85, 86, 87, 88, 90, 2001

NFC North Division Championships:
2003, 05, 06, 10



CHICAGO BEARS PLAYOFF SUMMARY

1963 NFL Championship

Chicago Bears 14, New York Giants 10

December 29, 1963

Wrigley Field

Attendance: 45,801

Weather: 11 degrees; wind W 11 mph

	1	2	3	4	Final
Chicago Bears	7	0	7	0	14
N.Y. Giants	7	3	0	0	10

Team	Q	Play	NYG	CHI
NYG	1	Gifford 14-yard pass from Tittle (Chandler kick)	7	0
CHI	1	Wade 2-yard run (Jencks kick)	7	7
NYG	2	Chandler 13-yard field goal	10	7
CHI	3	Wade 1-yard run (Jencks kick)	10	14

FINAL INDIVIDUAL STATISTICS

Chicago Bears

RUSHING	NO	YDS	AVG	LG	TD
Bull	13	42	3.2	12	0
Wade	8	34	4.3	12	2
Galimore	7	12	1.7	7	0
Marconi	3	5	1.7	3	0
RECEIVING	NO	YDS	AVG	LG	TD
Marconi	3	64	21.3	34	0
Ditka	3	38	12.7	15	0
Morris	2	19	9.5	11	0
Coia	1	22	22.0	22	0
Bull	1	-5	-5.0	-5	0

INTERCEPTIONS	NO	YDS	AVG	LG	TD
L. Morris	1	61	61.0	61	0
O'Bradovich	1	10	10.0	10	0
McRae	1	0	0.0	0	0
Petitbon	1	0	0.0	0	0
Whitsell	1	0	0.0	0	0

PUNTING	NO	YDS	AVG	LG	IN20	TB
Green	7	286	40.9	48	3	0

PUNT RETURNS	NO	YDS	AVG	LG	TD
J. Morris	2	5	2.5	3	0
Taylor	1	0	0.0	0	0

KICKOFF RET.	NO	YDS	AVG	LG	TD
Martin	1	11	11.0	11	0
Bull	2	24	12.0	14	0

PASSING (CHI)	ATT	COMP	YDS	PCT	TD	INT	LG	SK/YDS
Wade	28	10	138	35.7	0	0	34	1/9

PASSING (NYG)	ATT	COMP	YDS	PCT	TD	INT	LG	SK/YDS
Tittle	29	11	147	37.9	1	5	36	1/7
Griffing	1	0	0	0.0	0	0	0	0/0

New York Giants

RUSHING	NO	YDS	AVG	LG	TD
Morrison	18	61	3.4	20	0
King	9	39	4.3	10	0
McElhenny	7	19	2.7	8	0
Webster	3	7	2.3	6	0
Tittle	1	2	2.0	2	0
RECEIVING	NO	YDS	AVG	LG	TD
Gifford	3	45	15.0	16	1
Morrison	3	18	6.0	11	0
Thomas	2	46	23.0	36	0
McElhenny	2	20	10.0	12	0
Webster	1	18	18.0	18	0

INTERCEPTIONS	NO	YDS	AVG	LG	TD
None					

PUNTING	NO	YDS	AVG	LG	IN20	TB
Chandler	4	173	43.3	52	2	0

PUNT RETURNS	NO	YDS	AVG	LG	TD
McElhenny	2	19	9.5	10	0
Dove	1	2	2.0	2	0

KICKOFF RET.	NO	YDS	AVG	LG	TD
Dove	2	50	25.0	26	0
McElhenny	1	47	47.0	47	0

TEAM STATISTICS	CHI	NYG
Total First Downs	14	17
By Rushing	6	8
By Passing	7	9
By Penalty	1	0
Third Down: Md/Att.	5/15	7/14
Third Down: Eff.	33%	50%
Total Net Yards	222	268
Total Offensive Plays	60	69
Average Per Play	3.7	3.9
Net Yards Rushing	93	128
Total Rushing Plays	31	38
Avg. Per Rush	3.0	3.4
Net Yards Passing	129	140
Sacked/Yards Lost	1/9	1/7
Gross Yards Passing	138	147
Att.-Comp.-Int.	28-10-0	30-11-5
Completion Pct.	35.7	36.7
Punts/Average	7/40.9	4/43.3
Penalties/Yards	5/35	3/25
Fumbles/Lost	2/2	2/1
Field Goals	28, 34	13, 37

-- Denotes Converted Field Goal

Chicago Bears Starting Lineups

LE J. Farrington	LE E. O'Bradovich
LT H. Lee	LT S. Jones
LG T. Karras	RT F. Williams
C M. Pyle	RE D. Atkins
RG R. Davis	LLB J. Fortunato
RT B. Wetoska	MLB B. George
RE M. Ditka	RLB L. Morris
QB B. Wade	LHB B. McRae
FL J. Morris	RHB D. Whitsell
HB W. Galimore	LS R. Petitbon
FB J. Marconi	RS R. Taylor

New York Giants Starting Lineups

LE D. Shofner	LE J. Katcavage
LT R. Brown	LT D. Modzelewski
LG D. Dess	RT J. LoVetere
C G. Larson	RE A. Robustelli
RG B. Bolin	LLB J. Hillebrand
RT J. Stroud	MLB S. Huff
RE J. Walton	RLB T. Scott
QB Y.A. Tittle	LHB E. Barnes
FL F. Gifford	RHB D. Lynch
HB P. King	LS D. Pesonen
FB J. Morrison	RS J. Patton

1977 NFC Divisional

Dallas Cowboys 37, Chicago Bears 7

December 26, 1977

Texas Stadium

Attendance: 64,758

Weather: 46 degrees; wind S 12 mph

	1	2	3	4	Final
Chicago Bears	0	0	0	7	7
Dallas Cowboys	7	10	17	3	37

Team	Q	Play	CHI	DAL
DAL	1	Dennison 2-yard run (Herrera kick)	0	7
DAL	2	DuPree 28-yard pass from Staubach (Herrera kick)	0	14
DAL	2	Herrera 21-yard field goal	0	17
DAL	3	Dorsett 23-yard run (Herrera kick)	0	24
DAL	3	Herrera 31-yard field goal	0	27
DAL	3	Dorsett 7-yard run (Herrera kick)	0	34
DAL	4	Herrera 27-yard field goal	0	37
CHI	4	Schubert 34-yard pass from Avellini (Thomas kick)	7	37

TEAM STATISTICS	CHI	DAL
Total First Downs	15	20
By Rushing	4	13
By Passing	9	7
By Penalty	2	0
Third Down: Md/Att.	2/10	3/9
Third Down: Eff.	20%	33%
Total Net Yards	224	365
Total Offensive Plays	55	64
Average Per Play	4.0	5.7
Net Yards Rushing	81	233
Total Rushing Plays	27	48
Avg. Per Rush	3.0	4.8
Net Yards Passing	143	132
Sacked/Yards Lost	3/34	2/2
Gross Yards Passing	177	134
Att.-Comp.-Int.	25-15-4	14-8-1
Completion Pct.	60.0	57.1
Punts/Average	6/42.5	3/37.0
Penalties/Yards	4/43	3/35
Fumbles/Lost	3/3	2/2
Field Goals	21	31, 27
... Denotes Converted Field Goal		

FINAL INDIVIDUAL STATISTICS

Chicago Bears

RUSHING	NO	YDS	AVG	LG	TD
Payton	19	60	3.1	11	0
Harper	5	11	2.2	6	0
Earl	2	6	3.0	3	0
Avellini	1	4	4.0	4	0

RECEIVING	NO	YDS	AVG	LG	TD
Schubert	5	69	13.8	34t	1
Payton	3	33	11.0	20	0
Scott	3	29	9.7	15	0
Latta	2	25	12.5	16	0
Earl	1	15	15.0	15	0
Harper	1	6	6.0	6	0

INTERCEPTIONS	NO	YDS	AVG	LG	TD
Livers	1	8	8.0	8	0

PUNTING	NO	YDS	AVG	LG	IN20	TB
Parsons	6	255	42.5	52	0	1

PUNT RETURNS	NO	YDS	AVG	LG	TD
Schubert	1	7	7.0	7	0

KICKOFF RET.	NO	YDS	AVG	LG	TD
Walterscheid	4	98	24.5	40	0
Payton	3	57	19.0	27	0
Musso	1	7	7.0	7	0

PASSING (CHI)	ATT	COMP	YDS	PCT	TD	INT	LG	SK/YDS
Avellini	25	15	177	60.0	1	4	34t	3/34

PASSING (DAL)	ATT	COMP	YDS	PCT	TD	INT	LG	SK/YDS
Staubach	13	8	134	61.5	1	1	32	2/2
D. White	1	0	0	0.0	0	0	0	0/0

Dallas Cowboys

RUSHING	NO	YDS	AVG	LG	TD
Dorsett	17	85	5.0	23t	2
Newhouse	16	80	5.0	19	0
Dennison	8	40	5.0	11	1
Staubach	4	25	6.2	11	0
Brinson	3	3	1.0	3	0

RECEIVING	NO	YDS	AVG	LG	TD
D. Pearson	2	38	19.0	31	0
Dorsett	2	37	18.5	32	0
DuPree	1	28	28.0	28t	1
Newhouse	1	13	13.0	13	0
Richards	1	12	12.0	12	0
Brinson	1	6	6.0	6	0

INTERCEPTIONS	NO	YDS	AVG	LG	TD
Waters	3	53	17.7	25	0
Lewis	1	23	23.0	23	0

PUNTING	NO	YDS	AVG	LG	IN20	TB
D. White	3	111	37.0	41	1	0

PUNT RETURNS	NO	YDS	AVG	LG	TD
Johnson	3	26	8.7	13	0
Hill	1	12	12.0	12	0

KICKOFF RET.	NO	YDS	AVG	LG	TD
Brinson	1	28	28.0	28	0
Johnson	1	16	16.0	16	0

Chicago Bears Starting Lineups

WR	B. Rather	LE	M. Hartenstine
LT	T. Albrecht	RT	J. Osborne
LG	N. Jackson	LT	R. Rydaldch
C	D. Peiffer	RE	B. Newsome
RG	R. Sorey	LLB	D. Buffone
RT	D. Lick	MLB	T. Hicks
TE	G. Latta	RLB	W. Bryant
WR	J. Scott	LCB	A. Ellis
QB	B. Avellini	RCB	V. Livers
RB	R. Harper	SS	G. Fencik
RB	W. Payton	FS	D. Plank

Dallas Cowboys Starting Lineups

WR	G. Richards	LE	E. Jones
LT	R. Neely	LT	J. Pugh
LG	H. Scott	RT	R. White
C	J. Fitzgerald	RE	H. Martin
RG	T. Rafferty	LLB	T. Henderson
RT	P. Donovan	MLB	B. Breunig
TE	B. DuPree	RLB	D.D. Lewis
WR	D. Pearson	LCB	B. Baines
QB	R. Staubach	RCB	A. Kyle
RB	T. Dorsett	SS	C. Waters
RB	R. Newhouse	FS	C. Harris



CHICAGO BEARS PLAYOFF SUMMARY

1979 NFC Wildcard

Philadelphia Eagles 27, Chicago Bears 17

December 23, 1979

Veterans Stadium

Attendance: 70,756

Weather: 45 degrees; wind W 7 mph

	1	2	3	4	Final
Chicago Bears	7	10	0	0	17
Philadelphia Eagles	7	3	7	10	27

Team	Q	Play	CHI	PHI
PHI	1	Carmichael 17-yard pass from Jaworski (Franklin kick)	0	7
CHI	1	Payton 2-yard run (Thomas kick)	7	7
PHI	2	Franklin 29-yard field goal	7	10
CHI	2	Payton 1-yard run (Thomas kick)	14	10
CHI	2	Thomas 30-yard field goal	17	10
PHI	3	Carmichael 29-yard pass from Jaworski (Franklin kick)	17	17
PHI	4	Campfield 63-yard pass from Jaworski (Franklin kick)	17	24
PHI	4	Franklin 34-yard field goal	17	27

FINAL INDIVIDUAL STATISTICS

Chicago Bears

RUSHING	NO	YDS	AVG	LG	TD
Payton	16	67	4.2	12	2
Williams	10	23	2.3	12	0
McClendon	2	6	3.0	3	0
Phipps	1	3	3.0	3	0

RECEIVING	NO	YDS	AVG	LG	TD
Payton	3	52	17.3	31	0
Watts	3	42	14.0	19	0
Baschnagel	3	38	12.7	15	0
Latta	2	6	3.0	4	0
Williams	2	4	2.0	4	0

INTERCEPTIONS	NO	YDS	AVG	LG	TD
Ellis	1	25	25.0	25	0

PUNTING	NO	YDS	AVG	LG	IN20	TB
Parsons	6	234	39.0	47	1	0

PUNT RETURNS	NO	YDS	AVG	LG	TD
Walterscheid	0	0	0.0	0	0

KICKOFF RET.	NO	YDS	AVG	LG	TD
Walterscheid	3	66	22.0	24	0
Watts	2	31	15.5	22	0
Baschnagel	1	27	27.0	27	0

PASSING (CHI)	ATT	COMP	YDS	PCT	TD	INT	LG	SK/YDS
Phipps	30	13	142	43.3	0	2	31	1/0

PASSING (PHI)	ATT	COMP	YDS	PCT	TD	INT	LG	SK/YDS
Jaworski	23	12	204	52.2	3	1	63t	3/28

Philadelphia Eagles

RUSHING	NO	YDS	AVG	LG	TD
Montgomery	26	87	3.4	12	0
Harris	8	33	4.1	16	0
Jaworski	3	19	6.3	20	0

RECEIVING	NO	YDS	AVG	LG	TD
Carmichael	6	111	18.5	29t	2
Campfield	2	70	35	63t	1
Montgomery	2	0	0.0	8	0
Harris	1	15	15.0	15	0
Smith	1	8	8.0	8	0

INTERCEPTIONS	NO	YDS	AVG	LG	TD
Howard	1	0	0.0	0	0
Edwards	1	5	5.0	5	0

PUNTING	NO	YDS	AVG	LG	IN20	TB
Runager	4	162	40.5	50	2	0

PUNT RETURNS	NO	YDS	AVG	LG	TD
Henry	4	51	12.8	34	0

KICKOFF RET.	NO	YDS	AVG	LG	TD
Henry	3	76	25.3	29	0

TEAM STATISTICS	CHI	PHI
Total First Downs	15	18
By Rushing	7	8
By Passing	7	8
By Penalty	1	2
Third Down: Md/Att.	4/14	5/13
Third Down: Eff.	29%	38%
Total Net Yards	241	315
Total Offensive Plays	60	63
Average Per Play	4.0	5.0
Net Yards Rushing	99	139
Total Rushing Plays	29	37
Avg. Per Rush	3.4	3.8
Net Yards Passing	142	176
Sacked/Yards Lost	1/0	3/28
Gross Yards Passing	142	204
Att.-Comp.-Int.	30-13-2	23-12-1
Completion Pct.	43.3	52.2
Punts/Average	6/39.0	4/40.5
Penalties/Yards	4/35	4/46
Fumbles/Lost	1/1	4/2
Field Goals	30, 50	29, 34

-- Denotes Converted Field Goal

Chicago Bears Starting Lineups

WR R. Watts	LE D. Hampton
LT T. Albrecht	LT J. Osborne
LG N. Jackson	RT A. Page
C D. Neal	RE M. Hartenstine
RG R. Sorey	LLB J. Muckensturm
RT D. Lick	MLB T. Hicks
TE M. Cobb	RLB G. Campbell
WR B. Baschnagel	LCB T. Schmidt
QB M. Phipps	RCB A. Ellis
HB W. Payton	SS G. Fencik
FB D. Williams	FS D. Plank

Philadelphia Eagles Starting Lineups

WR H. Carmichael	LE C. Humphrey
LT S. Walters	MG C. Johnson
LG W. Key	RE C. Hairston
C G. Morris	OLB J. Bunting
RG W. Peoples	LILB J. Robinson
RT J. Sisemore	RILB F. LeMaster
TE K. Kreple	OLB R. Wilkes
WR C. Smith	LCB B. Howard
QB R. Jaworski	RCB H. Edwards
HB W. Montgomery	SS R. Logan
FB L. Harris	FS J. Sciarra

1984 NFC Divisional

Chicago Bears 23, Washington Redskins 19

December 30, 1984

RFK Memorial

Attendance: 55,431

Weather: 57 degrees; wind N 12 mph

	1	2	3	4	Final
Chicago Bears	0	10	13	0	23
Washington Redskins	3	0	14	2	19

Team	Q	Play	CHI	WAS
WAS	1	Moseley 25-yard field goal	0	3
CHI	2	Thomas 34-yard field goal	3	3
CHI	2	Dunsmore 19-yard pass from Payton (Thomas kick)	10	3
CHI	3	Gault 75-yard pass from Fuller (kick failed)	16	3
WAS	3	Riggins 1-yard run (Moseley kick)	16	10
CHI	3	McKinnon 16-yard pass from Fuller (Thomas kick)	23	10
WAS	3	Riggins 1-yard run (Moseley kick)	23	17
WAS	4	Finzer takes safety	23	19

FINAL INDIVIDUAL STATISTICS

Chicago Bears

RUSHING	NO	YDS	AVG	LG	TD
Payton	24	104	4.3	12	0
Suhey	7	7	1.0	6	0
Fuller	2	5	2.5	5	0
C. Thomas	1	5	5.0	5	0
Finzer	1	-7	-7.0	-7	0

RECEIVING	NO	YDS	AVG	LG	TD
McKinnon	4	72	18.0	36	1
Gault	1	75	75.0	75t	1
Suhey	1	33	33.0	33	0
Dunsmore	1	19	19.0	19t	0
C. Thomas	1	13	13.0	13	0
Payton	1	12	12.0	12	0
Moorehead	1	6	6.0	6	0

INTERCEPTIONS	NO	YDS	AVG	LG	TD
Richardson	1	0	0.0	0	0

PUNTING	NO	YDS	AVG	LG	IN20	TB
Finzer	5	197	39.4	45	3	0

PUNT RETURNS	NO	YDS	AVG	LG	TD
Fisher	2	17	8.5	11	0

KICKOFF RET.	NO	YDS	AVG	LG	TD
Gault	3	74	24.6	29	0

PASSING (CHI)	ATT	COMP	YDS	PCT	TD	INT	LG	SK/YDS
Fuller	15	9	211	60.0	2	0	75t	5/34
Payton	2	1	19	50.0	1	0	19t	0/0

PASSING (WAS)	ATT	COMP	YDS	PCT	TD	INT	LG	SK/YDS
Theismann	42	22	292	52.4	0	1	35	7/49

Washington Redskins

RUSHING	NO	YDS	AVG	LG	TD
Riggins	21	50	2.4	8	2
Theismann	5	38	7.6	13	0
Washington	1	5	5.0	5	0

RECEIVING	NO	YDS	AVG	LG	TD
Monk	10	122	12.2	35	0
Muhammad	5	62	12.4	23	0
Didier	4	85	21.3	29	0
Washington	2	12	6.0	8	0
Warren	1	11	11.0	11	0

INTERCEPTIONS	NO	YDS	AVG	LG	TD
None					

PUNTING	NO	YDS	AVG	LG	IN20	TB
Hayes	5	184	36.8	45	3	0

PUNT RETURNS	NO	YDS	AVG	LG	TD
Nelms	3	29	9.7	20	0

KICKOFF RET.	NO	YDS	AVG	LG	TD
Nelms	4	77	19.3	27	0
Kane	1	10	10.0	10	0
Griffin	1	0	0.0	0	0
Coleman	0	25	25.0	25	0

TEAM STATISTICS	CHI	WAS
Total First Downs	13	22
By Rushing	5	6
By Passing	7	14
By Penalty	1	2
Third Down: Md/Att.	3/13	6/16
Third Down: Eff.	23%	38%
Total Net Yards	310	336
Total Offensive Plays	57	76
Average Per Play	5.4	4.4
Net Yards Rushing	114	93
Total Rushing Plays	35	27
Avg. Per Rush	3.3	3.4
Net Yards Passing	196	243
Sacked/Yards Lost	5/34	7/49
Gross Yards Passing	230	292
Att.-Comp.-Int.	17-10-0	42-22-1
Completion Pct.	58.8	52.4
Punts/Average	5/39.4	5/36.8
Penalties/Yards	6/34	7/55
Fumbles/Lost	2/1	3/2
Field Goals	34	25, 41
... Denotes Converted Field Goal		

Chicago Bears Starting Lineups

WR	W. Gault	LE	M. Hartenstine
LT	J. Covert	RT	S. McMichael
LG	M. Bortz	RT	D. Hampton
C	J. Hilgenberg	RE	R. Dent
RG	K. Becker	LLB	O. Wilson
RT	K. Van Horne	MLB	M. Singletary
TE	E. Moorehead	RLB	A. Harris
WR	D. McKinnon	LCB	M. Richardson
QB	S. Fuller	RCB	T. Schmidt
FB	M. Suhey	SS	T. Bell
RB	W. Payton	FS	G. Fencik

Washington Redskins Starting Lineups

WR	C. Muhammad	LE	C. Mann
TE	C. Didler	LT	D. Butz
LT	J. Jacoby	RT	D. Grant
LG	R. Grimm	RE	D. Manley
C	R. Donnalley	LLB	M. Kaufman
RG	K. Huff	MLB	N. Olkewicz
RT	M. May	RLB	R. Milot
TE	D. Warren	RCB	D. Green
WR	A. Monk	RCB	V. Dean
QB	J. Theismann	SS	K. Coffey
RB	J. Riggins	FS	C. Jordan



CHICAGO BEARS PLAYOFF SUMMARY

1984 NFC Championship

San Francisco 49ers 23, Chicago Bears 0

January 6, 1985

Candlestick Park

Attendance: 61,040

Weather: 52 degrees; wind light

	1	2	3	4	Final
Chicago Bears	0	0	0	0	0
San Francisco 49ers	3	3	7	10	23

Team	Q	Play	CHI	SF
SF	1	Wersching 21-yard field goal	0	3
SF	2	Wersching 22-yard field goal	0	6
SF	3	Tyler 10-yard run (Wersching kick)	0	13
SF	4	Solomon 10-yard pass from Montana (Wersching kick)	0	20
SF	4	Wersching 34-yard field goal	0	23

FINAL INDIVIDUAL STATISTICS

Chicago Bears

RUSHING	NO	YDS	AVG	LG	TD
Payton	22	92	4.2	20	0
Fuller	6	39	6.5	23	0
Suhey	3	16	5.3	15	0
C. Thomas	1	2	2.0	2	0

RECEIVING	NO	YDS	AVG	LG	TD
Suhey	4	11	2.8	7	0
McKinnon	3	48	16.0	21	0
Payton	3	11	3.7	5	0
Moorehead	2	14	7.0	8	0
Dunsmore	1	3	3.0	3	0

INTERCEPTIONS	NO	YDS	AVG	LG	TD
Fencik	2	5	2.5	5	0

PUNTING	NO	YDS	AVG	LG	IN20	TB
Finzer	7	302	43.1	55	1	0

PUNT RETURNS	NO	YDS	AVG	LG	TD
Fisher	2	12	6.0	9	0

KICKOFF RET.	NO	YDS	AVG	LG	TD
Gentry	3	49	16.3	18	0
Gault	1	18	18.0	18	0

San Francisco 49ers

RUSHING	NO	YDS	AVG	LG	TD
Tyler	10	68	6.8	25	1
Craig	8	44	5.5	39	0
Montana	5	22	4.4	9	0
Harmon	3	18	6.0	14	0
Ring	2	5	2.5	3	0
Cavanaugh	1	2	2.0	2	0

RECEIVING	NO	YDS	AVG	LG	TD
Solomon	7	73	10.4	15	1
D. Clark	4	83	20.8	38	0
Wilson	2	25	12.5	14	0
Tyler	2	22	11.0	16	0
Francis	2	20	10.0	12	0
Nehemiah	1	10	10.0	10	0
Harmon	1	3	3.0	3	0

INTERCEPTIONS	NO	YDS	AVG	LG	TD
Hicks	1	0	0.0	0	0

PUNTING	NO	YDS	AVG	LG	IN20	TB
Runager	3	117	39.0	41	1	0

PUNT RETURNS	NO	YDS	AVG	LG	TD
McLemore	4	69	17.8	25	0

KICKOFF RET.	NO	YDS	AVG	LG	TD
Harmon	1	15	15.0	15	0

PASSING (CHI)	ATT	COMP	YDS	PCT	TD	INT	LG	SK/YDS
Fuller	22	13	87	59.1	0	1	21	8/50
Payton	0	0	0	00.0	0	0	0	1/0

PASSING (SF)	ATT	COMP	YDS	PCT	TD	INT	LG	SK/YDS
Montana	34	18	233	52.9	1	2	38	3/8
Cavanaugh	1	1	3	100.0	0	0	3	0/0

TEAM STATISTICS	CHI	SF
Total First Downs	13	25
By Rushing	9	9
By Passing	3	14
By Penalty	1	2
Third Down: Md/Att.	5/16	4/11
Third Down: Eff.	31%	36%
Total Net Yards	186	387
Total Offensive Plays	63	67
Average Per Play	3.0	5.8
Net Yards Rushing	149	159
Total Rushing Plays	32	29
Avg. Per Rush	4.7	5.5
Net Yards Passing	37	228
Sacked/Yards Lost	9/50	3/8
Gross Yards Passing	87	236
Att.-Comp.-Int.	22-13-1	35-19-2
Completion Pct.	59.1	54.3
Punts/Average	7/43.1	3/39.0
Penalties/Yards	7/50	3/20
Fumbles/Lost	1/0	1/0
Field Goals	41	21, 22,
-- Denotes Converted Field Goal		34

Chicago Bears Starting Lineups

WR W. Gault	LE M. Hartenstine
LT J. Covert	LT S. McMichael
LG M. Bortz	RT D. Hampton
C J. Hilgenberg	RE R. Dent
RG K. Becker	LLB O. Wilson
RT K. Van Horne	MLB M. Singletary
TE E. Moorehead	RLB A. Harris
WR D. McKinnon	LCB M. Richardson
QB S. Fuller	RCB L. Frazier
FB M. Suhey	SS T. Bell
TB W. Payton	FS G. Fencik

San Francisco 49ers Starting Lineups

WR D. Clark	LE L. Pillers
LT B. Paris	NT M. Tuiasosopo
LG J. Ayers	RE D. Board
C F. Quillan	OLB D. Bunz
RG R. Cross	LILB R. Ellison
RT K. Fahnhorst	RILB J. Reynolds
TE R. Francis	OLB K. Turner
WR F. Solomon	LCB R. Lott
QB J. Montana	RCB E. Wright
RB W. Tyler	SS C. Williamson
FB R. Craig	FS D. Hicks

1985 NFC Divisional

Chicago Bears 21, New York Giants 0

January 5, 1986

Soldier Field

Attendance: 62,076

Weather: 14 degrees; wind W 13 mph

	1	2	3	4	Final
New York Giants	0	0	0	0	0
Chicago Bears	7	0	14	0	21

Team	Q	Play	NYG	CHI
CHI	1	Gayle 5-yard punt return (Butler kick)	0	7
CHI	3	McKinnon 23-yard pass from McMahon (Butler kick)	0	14
CHI	3	McKinnon 20-yard pass from McMahon (Butler kick)	0	21

FINAL INDIVIDUAL STATISTICS

Chicago Bears

RUSHING	NO	YDS	AVG	LG	TD
Payton	27	93	3.4	12	0
Suhey	6	33	5.5	9	0
McMahon	5	18	3.6	10	0
Thomas	4	11	2.8	5	0
McKinnon	1	-7	-7.0	-7	0
Gentry	1	-1	-1.0	-1	0

RECEIVING	NO	YDS	AVG	LG	TD
Gault	3	68	22.7	28	0
McKinnon	3	52	17.3	23t	2
Suhey	2	5	2.5	3	0
Wrightman	1	46	46.0	46	0
Gentry	1	41	41.0	41	0
Payton	1	4	4.0	4	0

INTERCEPTIONS	NO	YDS	AVG	LG	TD
None					

PUNTING	NO	YDS	AVG	LG	IN20	TB
Buford	6	224	37.3	51	1	1

PUNT RETURNS	NO	YDS	AVG	LG	TD
Ortego	5	22	4.4	9	0
Gayle	1	5	5.0	5t	1

KICKOFF RET.	NO	YDS	AVG	LG	TD
Gault	1	21	21.0	21	0

PASSING (CHI)	ATT	COMP	YDS	PCT	TD	INT	LG	SK/YDS
McMahon	21	11	216	52.4	2	0	46	0/0

PASSING (NYG)	ATT	COMP	YDS	PCT	TD	INT	LG	SK/YDS
Simms	35	14	209	40.0	0	0	33	6/60

New York Giants

RUSHING	NO	YDS	AVG	LG	TD
Morris	12	32	2.7	14	0
Galbreath	1	9	9.0	9	0
B. Williams	1	-9	-9.0	-9	0

RECEIVING	NO	YDS	AVG	LG	TD
Bavaro	4	36	9.0	11	0
Adams	3	65	21.7	31	0
Carpenter	3	24	8.0	16	0
B. Williams	1	33	33.0	33	0
McConkey	1	23	23.0	23	0
Johnson	1	17	17.0	17	0
Galbreath	1	11	11.0	11	0

INTERCEPTIONS	NO	YDS	AVG	LG	TD	
None						
PUNTING	NO	YDS	AVG	LG	IN20	TB
Landeta	9	343	38.1	63	3	0

PUNT RETURNS	NO	YDS	AVG	LG	TD
McConkey	2	9	4.5	5	0

KICKOFF RET.	NO	YDS	AVG	LG	TD
Rouson	2	58	29.0	42	0
Hasselbeck	1	20	20.0	20	0
Galbreath	1	17	17.0	17	0

TEAM STATISTICS	CHI	NYG
Total First Downs	17	10
By Rushing	9	1
By Passing	8	8
By Penalty	0	1
Third Down: Md/Att.	7/16	0/12
Third Down: Eff.	44%	0%
Total Net Yards	363	181
Total Offensive Plays	66	55
Average Per Play	5.6	3.3
Net Yards Rushing	147	32
Total Rushing Plays	44	14
Avg. Per Rush	3.3	2.3
Net Yards Passing	216	149
Sacked/Yards Lost	0/0	6/60
Gross Yards Passing	216	209
Att.-Comp.-Int.	21-11-0	35-14-0
Completion Pct.	52.4	40.0
Punts/Average	6/37.3	9/38.1
Penalties/Yards	2/20	4/25
Fumbles/Lost	0/0	3/1
Field Goals	26, 49, 38	19
--- Denotes Converted Field Goal		

Chicago Bears Starting Lineups

WR	W. Gault	LE	D. Hampton
LT	J. Covert	LT	S. McMichael
LG	M. Bortz	RT	W. Perry
C	J. Hilgenberg	RE	R. Dent
RG	T. Thayer	LLB	O. Wilson
RT	K. Van Horne	MLB	M. Singletary
TE	E. Moorehead	RLB	W. Marshall
WR	D. McKinnon	LCB	M. Richardson
QB	J. McMahon	RCB	L. Frazier
FB	M. Suhey	SS	D. Duerson
RB	W. Payton	FS	G. Fencik

New York Giants Starting Lineups

WR	B. Johnson	LE	C. McGriff
LT	B. Benson	NT	J. Burt
LG	B. Ard	RE	L. Marshall
C	B. Oates	OLB	B. Hunt
RG	C. Godfrey	LILB	G. Reasons
RT	K. Nelson	RILB	H. Carson
TE	M. Bavaro	OLB	L. Taylor
WR	L. Manuel	LCB	E. Patterson
QB	P. Simms	RCB	P. Williams
RB	J. Morris	SS	K. Hill
RB	R. Carpenter	FS	T. Kinard



CHICAGO BEARS PLAYOFF SUMMARY

1985 NFC Championship

Chicago Bears 24, Los Angeles Rams 0

January 12, 1986

Soldier Field

Attendance: 63,522

Weather: 39 degrees; wind W 23 mph

	1	2	3	4	Final
L.A. Rams	0	0	0	0	0
Chicago Bears	10	0	7	7	24

Team	Q	Play	LAR	CHI
CHI	1	McMahon 16-yard run (Butler kick)	0	7
CHI	1	Butler 34-yard field goal	0	10
CHI	3	Gault 22-yard pass from McMahon (Butler kick)	0	17
CHI	4	Marshall 52-yard fumble return (Butler kick)	0	24

FINAL INDIVIDUAL STATISTICS

Chicago Bears

RUSHING	NO	YDS	AVG	LG	TD
Payton	18	32	1.8	8	0
Suhey	6	23	3.8	9	0
McMahon	4	28	7.0	16t	1
Thomas	3	-1	-0.3	1	0
Gentry	2	9	4.5	7	0

RECEIVING	NO	YDS	AVG	LG	TD
Payton	7	48	6.9	19	0
Gault	4	56	14.0	22t	1
Moorehead	2	28	14.0	20	0
McKinnon	1	11	17.0	17	0
Wrightman	1	8	8.0	8	0
Suhey	1	7	7.0	7	0

INTERCEPTIONS	NO	YDS	AVG	LG	TD
Frazier	1	-3	-3.0	-3	0

PUNTING	NO	YDS	AVG	LG	IN20	TB
Buford	10	363	36.3	55	2	0

PUNT RETURNS	NO	YDS	AVG	LG	TD
Ortego	4	21	5.3	8	0
Phillips	1	0	0.0	0	0

KICKOFF RET.	NO	YDS	AVG	LG	TD
Gentry	1	22	22.0	22	0

Los Angeles Rams

RUSHING	NO	YDS	AVG	LG	TD
Dickerson	17	46	2.7	9	0
Redden	9	40	4.4	12	0

RECEIVING	NO	YDS	AVG	LG	TD
Hunter	3	29	9.7	15	0
Dickerson	3	10	3.3	7	0
Brown	2	14	7.0	11	0
Duckworth	1	8	8.0	8	0
Ellard	1	5	5.0	5	0

INTERCEPTIONS	NO	YDS	AVG	LG	TD
None					

PUNTING	NO	YDS	AVG	LG	IN20	TB
Hatcher	11	431	39.2	51	3	0

PUNT RETURNS	NO	YDS	AVG	LG	TD
Johnson	2	6	3.0	3	0
Ellard	1	6	6.0	6	0
Irvin	1	4	4.0	4	0

KICKOFF RET.	NO	YDS	AVG	LG	TD
Brown	3	63	21.0	45	0
Redden	1	13	13.0	13	0

PASSING (CHI)	ATT	COMP	YDS	PCT	TD	INT	LG	SK/YDS
McMahon	25	16	164	64.0	1	0	22t	3/23

PASSING (LAR)	ATT	COMP	YDS	PCT	TD	INT	LG	SK/YDS
Brock	31	10	66	32.3	0	1	15	3/22

TEAM STATISTICS	CHI	LAR
Total First Downs	13	9
By Rushing	5	5
By Passing	8	3
By Penalty	0	1
Third Down: Md/Att.	4/16	2/14
Third Down: Eff.	25%	14%
Total Net Yards	232	130
Total Offensive Plays	61	60
Average Per Play	3.8	2.2
Net Yards Rushing	91	86
Total Rushing Plays	33	26
Avg. Per Rush	2.8	3.3
Net Yards Passing	141	44
Sacked/Yards Lost	3/23	3/22
Gross Yards Passing	164	66
Att.-Comp.-Int.	25-16-0	31-10-1
Completion Pct.	64.0	32.3
Punts/Average	10/36.3	11/39.2
Penalties/Yards	6/48	4/25
Fumbles/Lost	3/1	4/2
Field Goals	34	

-- Denotes Converted Field Goal

Chicago Bears Starting Lineups

WR	W. Gault	LE	D. Hampton
LT	J. Covert	LT	S. McMichael
LG	M. Bortz	RT	W. Perry
C	J. Hilgenberg	RE	R. Dent
RG	T. Thayer	LLB	O. Wilson
RT	K. Van Horne	MLB	M. Singletary
TE	E. Moorehead	RLB	W. Marshall
WR	D. McKinnon	LCB	M. Richardson
QB	J. McMahon	RCB	L. Frazier
FB	M. Suhey	SS	D. Duerson
RB	W. Payton	FS	G. Fencik

Los Angeles Rams Starting Lineups

WR	H. Ellard	LE	D. Reed
LT	I. Pankey	NT	C. DeJurnett
LG	K. Hill	RE	R. Doss
C	T. Slaton	OLB	M. Owens
RG	D. Harrah	LILB	C. Eckern
RT	J. Slater	RILB	J. Collins
TE	D. Hill	OLB	M. Wilcher
WR	R. Brown	LCB	G. Green
QB	D. Brock	RCB	L. Irvin
RB	B. Redden	SS	N. Cromwell
RB	E. Dickerson	FS	J. Johnson

PLAYOFF SUMMARY

1985 Super Bowl XX

Chicago Bears 46, New England Patriots 10

January 26, 1986

Louisiana Superdome

Attendance: 73,818

Weather: Indoors

	1	2	3	4	Final
Chicago Bears	13	10	21	2	46
New England Patriots	3	0	0	7	10

Team	Q	Play	CHI	NE
NE	1	Franklin 36-yard field goal	0	3
CHI	1	Butler 28-yard field goal	3	3
CHI	1	Butler 24-yard field goal	6	3
CHI	1	Suhey 11-yard run (Butler kick)	13	3
CHI	2	McMahon 2-yard run (Butler kick)	20	3
CHI	2	Butler 24-yard field goal	23	3
CHI	3	McMahon 1-yard run (Butler kick)	30	3
CHI	3	Phillips 28-yard interception return (Butler kick)	37	3
CHI	3	Perry 1-yard run (Butler kick)	44	3
NE	4	Fryar 8-yard pass from Grogan (Franklin kick)	44	10
CHI	4	Safety, Grogan tackled by Waechter in end zone	46	10

FINAL INDIVIDUAL STATISTICS

Chicago Bears

RUSHING	NO	YDS	AVG	LG	TD
Payton	22	61	2.8	7	0
Suhey	11	52	4.7	11t	1
McMahon	5	14	2.8	7	2
Sanders	4	15	3.8	10	0
Gentry	3	15	5.0	8	0
Thomas	2	8	4.0	7	0
Perry	1	1	1.0	1t	1
Fuller	1	1	1.0	1	0

RECEIVING	NO	YDS	AVG	LG	TD
Gault	4	129	32.3	60	0
Gentry	2	41	20.5	27	0
Margerum	2	36	18.0	29	0
Moorehead	2	22	11.0	14	0
Suhey	1	24	24.0	24	0
Thomas	1	4	4.0	4	0

INTERCEPTIONS	NO	YDS	AVG	LG	TD
Morrissey	1	47	47.0	47	0
Phillips	1	28	28.0	28t	1

PUNTING	NO	YDS	AVG	LG	IN20	TB
Buford	4	173	43.3	52	1	1

PUNT RETURNS	NO	YDS	AVG	LG	TD
Ortego	2	20	10.0	12	0

KICKOFF RET.	NO	YDS	AVG	LG	TD
Gault	4	49	12.3	18	0

PASSING (CHI)	ATT	COMP	YDS	PCT	TD	INT	LG	SK/YDS
McMahon	20	12	256	60.0	0	0	60	1/3
Fuller	4	0	0	00.0	0	0	0	1/11
Perry	0	0	0	00.0	0	0	0	1/1

PASSING (NE)	ATT	COMP	YDS	PCT	TD	INT	LG	SK/YDS
Grogan	30	17	177	56.2	1	2	24	4/33
Eason	6	0	0	00.0	0	0	0	3/28

New England Patriots

RUSHING	NO	YDS	AVG	LG	TD
C. James	5	1	0.2	3	0
Collins	3	4	1.3	3	0
Grogan	1	3	3.0	3	0
Weathers	1	3	3.0	3	0
Hawthorne	1	-4	-4.0	-4	0

RECEIVING	NO	YDS	AVG	LG	TD
Morgan	7	70	10.0	19	0
Starring	2	39	19.5	24	0
Fryar	2	24	12.0	16	1
Collins	2	19	9.5	11	0
Ramsey	2	16	8.0	11	0
C. James	1	6	6.0	6	0
Weathers	1	3	3.0	3	0

INTERCEPTIONS	NO	YDS	AVG	LG	TD
None					

PUNTING	NO	YDS	AVG	LG	IN20	TB
Camarillo	6	263	43.8	62	1	1

PUNT RETURNS	NO	YDS	AVG	LG	TD
Fryar	2	22	11.0	12	0

KICKOFF RET.	NO	YDS	AVG	LG	TD
Starring	7	153	21.9	36	0

TEAM STATISTICS	CHI	NE
Total First Downs	23	12
By Rushing	13	1
By Passing	9	10
By Penalty	1	1
Third Down: Md/Att.	7/14	1/10
Third Down: Eff.	50%	10%
Total Net Yards	408	123
Total Offensive Plays	76	54
Average Per Play	5.4	2.3
Net Yards Rushing	167	7
Total Rushing Plays	49	11
Avg. Per Rush	3.4	0.6
Net Yards Passing	241	116
Sacked/Yards Lost	3/15	7/61
Gross Yards Passing	256	177
Att.-Comp.-Int.	24-12-0	36-17-2
Completion Pct.	50.0	47.2
Punts/Average	4/43.3	6/43.8
Penalties/Yards	7/40	5/35
Fumbles/Lost	3/2	4/4
Field Goals	28, 24, 24	36
... Denotes Converted Field Goal		

Chicago Bears Starting Lineups

WR W. Gault	LE D. Hampton
LT J. Covert	RT S. McMichael
LG M. Bortz	LT W. Perry
C J. Hilgenberg	RE R. Dent
RG T. Thayer	LLB O. Wilson
RT K. Van Horne	MLB M. Singletary
TE E. Moorehead	RLB W. Marshall
WR D. McKinnon	LCB M. Richardson
QB J. McMahon	RCB L. Frazier
FB M. Suhey	SS D. Duerson
RB W. Payton	FS G. Fencik

New England Patriots Starting Lineups

WR S. Morgan	LE G. Varis
LT B. Holloway	NT L. Williams
LG J. Hannah	RE J. Adams
C P. Brock	OLB A. Tippet
RG R. Wooten	LILB S. Nelson
RT S. Moore	RILB L. McGrew
TE L. Dawson	OLB D. Blackmon
WR S. Starring	LCB R. Lippett
QB T. Eason	RCB R. Clayborn
RB T. Collins	SS R. James
FB C. James	FS F. Marion



CHICAGO BEARS PLAYOFF SUMMARY

1986 NFC Divisional

Washington Redskins 27, Chicago Bears 13

January 3, 1987

Soldier Field

Attendance: 65,141

Weather: 35 degrees; wind NW 6 mph

Team	Q	Play	1	2	3	4	Final	
WAS	1	Monk 28-yard pass from Schroeder (Atkinson kick)					WAS	CHI
CHI	2	Gault 50-yard pass from Flutie (Butler kick)					7	0
CHI	2	Butler 23-yard field goal					7	7
CHI	2	Butler 41-yard field goal					7	10
WAS	3	Monk 23-yard pass from Schroeder (Atkinson kick)					14	13
WAS	4	Rogers 1-yard run (Atkinson kick)					21	13
WAS	4	Atkinson 35-yard field goal					24	13
WAS	4	Atkinson 25-yard field goal					27	13

FINAL INDIVIDUAL STATISTICS

Chicago Bears

RUSHING	NO	YDS	AVG	LG	TD
Payton	14	38	2.7	9	0
Suhey	4	14	3.5	5	0
Thomas	3	18	6.0	13	0
Flutie	2	12	6.0	11	0
Anderson	1	11	11.0	11	0

RECEIVING	NO	YDS	AVG	LG	TD
Gault	5	82	16.4	50t	1
Ortego	2	36	18.0	27	0
Wrightman	2	16	8.0	9	0
Suhey	1	2	2.0	2	0
Payton	1	-2	-2.0	-2	0

INTERCEPTIONS	NO	YDS	AVG	LG	TD
Richardson	1	43	43.0	43	0

PUNTING	NO	YDS	AVG	LG	IN20	TB
Buford	5	203	40.6	49	0	0

PUNT RETURNS	NO	YDS	AVG	LG	TD
Barnes	5	27	5.4	23	0

KICKOFF RET.	NO	YDS	AVG	LG	TD
Gentry	3	127	42.3	60	0
Thomas	2	15	7.5	11	0
Anderson	1	17	17.0	17	0

PASSING (CHI)	ATT	COMP	YDS	PCT	TD	INT	LG	SK/YDS
Flutie	31	11	134	35.5	1	2	50t	1/7

PASSING (WAS)	ATT	COMP	YDS	PCT	TD	INT	LG	SK/YDS
Schroeder	32	15	184	46.9	2	1	28t	2/16

Washington Redskins

RUSHING	NO	YDS	AVG	LG	TD
Rogers	28	72	2.6	9	1
Bryant	8	46	5.8	12	0
Schroeder	3	16	5.3	11	0

RECEIVING	NO	YDS	AVG	LG	TD
Monk	5	81	16.2	28t	2
Clark	5	37	7.4	13	0
Bryant	4	61	15.3	24	0
Warren	1	5	5.0	5	0

INTERCEPTIONS	NO	YDS	AVG	LG	TD
Green	1	17	17.0	17	0
Dean	1	16	16.0	16	0

PUNTING	NO	YDS	AVG	LG	IN20	TB
Cox	7	275	39.3	54	1	0

PUNT RETURNS	NO	YDS	AVG	LG	TD
Yarber	3	22	7.3	8	0

KICKOFF RET.	NO	YDS	AVG	LG	TD
Garner	3	71	23.7	36	0

TEAM STATISTICS	CHI	WAS
Total First Downs	14	19
By Rushing	8	8
By Passing	5	8
By Penalty	1	3
Third Down: Md/Att.	1/11	6/16
Third Down: Eff.	9%	38%
Total Net Yards	220	302
Total Offensive Plays	56	73
Average Per Play	3.9	4.1
Net Yards Rushing	93	134
Total Rushing Plays	24	39
Avg. Per Rush	3.9	3.4
Net Yards Passing	127	168
Sacked/Yards Lost	1/7	2/16
Gross Yards Passing	134	184
Att.-Comp.-Int.	31-11-2	32-15-1
Completion Pct.	35.5	46.9
Punts/Average	5/40.6	7/39.3
Penalties/Yards	4/42	8/65
Fumbles/Lost	3/2	2/0
Field Goals	23, 41	35, 25
-- Denotes Converted Field Goal		50

Chicago Bears Starting Lineups

WR W. Gault	LE D. Hampton
LT J. Covert	LT S. McMichael
LG M. Bortz	RT W. Perry
C J. Hilgenberg	RE R. Dent
RG T. Thayer	LLB O. Wilson
RT K. Van Horne	MLB M. Singletary
TE E. Moorehead	RLB W. Marshall
WR K. Ortego	LCB M. Richardson
QB D. Flutie	RCB V. Jackson
FB M. Suhey	SS D. Duerson
RB W. Payton	FS G. Fencik

Washington Redskins Starting Lineups

WR A. Monk	LE C. Mann
TE D. Warren	LT D. Butz
LT J. Jacoby	RT D. Grant
LG R. Grimm	RE D. Manley
C J. Bostic	LLB C. Daniels
RG R. Thieleman	MLB N. Oikewicz
RT M. May	RLB R. Milot
TE C. Didier	LCB D. Green
WR G. Clark	RCB V. Dean
QB J. Schroeder	SS A. Walton
RB G. Rogers	FS C. Jordan

1987 NFC Divisional

Washington Redskins 21, Chicago Bears 17

January 10, 1988

Soldier Field

Attendance: 58,153

Weather: 4 degrees; wind SW 12 mph

	1	2	3	4	Final
Washington Redskins	0	14	7	0	21
Chicago Bears	7	7	3	0	17

Team	Q	Play	WAS	CHI
CHI	1	Thomas 2-yard run (Butler kick)	0	7
CHI	2	Morris 14-yard pass from McMahon (Butler kick)	0	14
WAS	2	Rogers 3-yard run (Haji-Shiekh kick)	7	14
WAS	2	Didier 18-yard pass from Williams (Haji-Shiekh kick)	14	14
WAS	3	Green 52-yard punt return (Haji-Shiekh kick)	21	14
CHI	3	Butler 25-yard field goal	21	17

FINAL INDIVIDUAL STATISTICS

Chicago Bears

RUSHING	NO	YDS	AVG	LG	TD
Payton	18	85	4.7	16	0
Suhey	4	8	2.0	5	0
Gentry	2	5	2.5	3	0
McMahon	2	5	2.5	5	0
Sanders	2	4	2.0	3	0
Thomas	2	3	1.5	2t	1

RECEIVING	NO	YDS	AVG	LG	TD
Gentry	3	43	14.3	24	0
Payton	3	20	6.7	9	0
Boso	3	19	6.3	10	0
Morris	2	47	23.5	33	1
Gault	1	44	44.0	44	0
McKinnon	1	16	16.0	16	0
Suhey	1	6	6.0	6	0
Sanders	1	2	2.0	2	0

INTERCEPTIONS	NO	YDS	AVG	LG	TD
Richardson	1	0	0.0	0	0

PUNTING	NO	YDS	AVG	LG	IN20	TB
Barnhardt	4	145	36.3	44	0	0

PUNT RETURNS	NO	YDS	AVG	LG	TD
McKinnon	2	12	6.0	13	0

KICKOFF RET.	NO	YDS	AVG	LG	TD
Gault	1	29	29.0	29	0

PASSING (CHI)	ATT	COMP	YDS	PCT	TD	INT	LG	SK/YDS
McMahon	29	15	197	51.7	1	3	44	5/27

PASSING (WAS)	ATT	COMP	YDS	PCT	TD	INT	LG	SK/YDS
Williams	29	14	207	48.3	1	1	32	1/7

Washington Redskins

RUSHING	NO	YDS	AVG	LG	TD
Smith	16	66	4.1	13	0
Rogers	6	13	2.2	4	1
Bryant	3	8	2.7	6	0
Williams	2	-1	-0.5	-1	0
Clark	1	-6	-6.0	-6	0
Schroeder	1	-8	-8.0	-8	0

RECEIVING	NO	YDS	AVG	LG	TD
Sanders	6	92	15.3	32	0
Clark	4	56	14.0	21	0
Didier	2	32	16.0	18t	1
Warren	1	16	16.0	16	0
Rogers	1	11	11.0	11	0

INTERCEPTIONS	NO	YDS	AVG	LG	TD
Davis	1	23	23.0	23	0
Wilburn	1	0	0.0	0	0
Woodbury	1	0	0.0	0	0

PUNTING	NO	YDS	AVG	LG	IN20	TB
Cox	4	169	42.3	46	1	1

PUNT RETURNS	NO	YDS	AVG	LG	TD
Yarber	2	13	6.5	8	0
Green	1	52	52.0	52t	1

KICKOFF RET.	NO	YDS	AVG	LG	TD
Sanders	2	25	12.5	13	0
Smith	1	19	19.0	19	0
Branch	1	12	12.0	12	0

TEAM STATISTICS	CHI	WAS
Total First Downs	15	17
By Rushing	8	4
By Passing	7	11
By Penalty	0	2
Third Down: Md/Att.	4/13	7/14
Third Down: Eff.	31%	50%
Total Net Yards	280	272
Total Offensive Plays	64	59
Average Per Play	4.6	4.6
Net Yards Rushing	110	72
Total Rushing Plays	30	29
Avg. Per Rush	3.7	2.5
Net Yards Passing	170	200
Sacked/Yards Lost	5/27	1/7
Gross Yards Passing	197	207
Att.-Comp.-Int.	29-15-3	29-14-1
Completion Pct.	51.7	48.3
Punts/Average	4/36.3	4/42.3
Penalties/Yards	5/50	3/20
Fumbles/Lost	1/0	1/0
Field Goals	48, 25	
... Denotes Converted Field Goal		

Chicago Bears Starting Lineups

WR	W. Gault	LE	A. Harris
LT	J. Covert	LT	S. McMichael
LG	M. Bortz	RT	D. Hampton
C	J. Hilgenberg	RE	R. Dent
RG	T. Thayer	LLB	R. Rivera
RT	K. Van Horne	MLB	M. Singletary
TE	E. Moorehead	RLB	W. Marshall
WR	R. Morris	LCB	M. Douglass
QB	J. McMahon	RCB	V. Jackson
FB	M. Suhey	SS	D. Duerson
RB	W. Payton	FS	G. Fencik

Washington Redskins Starting Lineups

LE	A. Jones	LE	C. Mann
TE	D. Warren	LT	D. Butz
LT	J. Jacoby	RT	D. Grant
LG	R. McKenzie	RE	D. Manley
C	J. Bostic	LLB	M. Kaufman
RG	R. Thielemann	MLB	N. Olkewicz
RT	M. May	RLB	M. Coleman
TE	C. Didier	LCB	D. Green
WR	G. Clark	RCB	B. Wilburn
QB	D. Williams	SS	A. Walton
RB	G. Rogers	FS	T. Bowles



CHICAGO BEARS PLAYOFF SUMMARY

1988 NFC Divisional

Chicago Bears 20, Philadelphia Eagles 12

December 31, 1988

Soldier Field

Attendance: 65,534

Weather: 29 degrees; wind SW 5 mph

	1	2	3	4	Final
Philadelphia Eagles	3	6	3	0	12
Chicago Bears	7	10	0	3	20

Team	Q	Play	PHI	CHI
CHI	1	McKinnon 64-yard pass from Tomczak (Butler kick)	0	7
PHI	1	Zendejas 42-yard field goal	3	7
PHI	2	Zendejas 29-yard field goal	6	7
CHI	2	Anderson 4-yard run (Butler kick)	6	14
CHI	2	Butler 46-yard field goal	6	17
PHI	2	Zendejas 30-yard field goal	9	17
PHI	3	Zendejas 35-yard field goal	12	17
CHI	4	Butler 27-yard field goal	12	20

FINAL INDIVIDUAL STATISTICS

Chicago Bears

RUSHING	NO	YDS	AVG	LG	TD
Anderson	14	54	3.9	23	1
Sanders	8	94	11.8	58	0
Muster	6	12	2.0	6	0
Gentry	1	6	6.0	6	0
Suhey	1	0	0.0	0	0
Tomczak	1	0	0.0	0	0
McMahon	2	-2	-1.0	0	0

RECEIVING	NO	YDS	AVG	LG	TD
McKinnon	4	108	27.0	64t	1
Boso	2	16	8.0	9	0
Gentry	2	9	4.5	7	0
Morris	1	27	27.0	27	0
Davis	1	11	11.0	11	0
Sanders	1	8	8.0	8	0
Anderson	1	6	6.0	6	0

INTERCEPTIONS	NO	YDS	AVG	LG	TD
Jackson	1	51	51.0	51	0
Douglass	1	47	47.0	47	0
Pruitt	1	0	0.0	0	0

PUNTING	NO	YDS	AVG	LG	IN20	TB
Wagner	2	86	43.0	46	0	0

PUNT RETURNS	NO	YDS	AVG	LG	TD
McKinnon	1	0	0.0	0	0

KICKOFF RET.	NO	YDS	AVG	LG	TD
Gentry	4	63	15.8	23	0
Kozlowski	1	23	23.0	23	0

PASSING (CHI)	ATT	COMP	YDS	PCT	TD	INT	LG	SK/YDS
Tomczak	20	10	172	50.0	1	3	64t	0/0
McMahon	3	2	13	66.7	0	0	7	1/8

PASSING (PHI)	ATT	COMP	YDS	PCT	TD	INT	LG	SK/YDS
Cunningham	54	27	407	50.0	0	3	65	4/29
Carter	1	0	0	0.0	0	0	0	0/0

Philadelphia Eagles

RUSHING	NO	YDS	AVG	LG	TD
Byars	7	34	4.9	13	0
Toney	5	3	0.6	3	0
Cunningham	3	12	4.0	11	0
Haddix	1	3	3.0	3	0

RECEIVING	NO	YDS	AVG	LG	TD
Byars	9	103	11.4	24	0
Jackson	7	142	20.3	65	0
Quick	5	82	16.4	23	0
Haddix	2	23	11.5	13	0
Toney	2	9	4.5	7	0
Johnson	1	31	31.0	31	0
Carter	1	17	17.0	17	0

INTERCEPTIONS	NO	YDS	AVG	LG	TD
Hoage	1	12	12.0	12	0
Joyner	1	8	8.0	8	0
Bell	1	4	4.0	4	0

PUNTING	NO	YDS	AVG	LG	IN20	TB
Teltschik	4	130	32.5	36	3	0

PUNT RETURNS	NO	YDS	AVG	LG	TD
Garrity	1	3	3.0	3	0

KICKOFF RET.	NO	YDS	AVG	LG	TD
Jenkins	5	101	20.2	25	0

TEAM STATISTICS

	CHI	PHI
Total First Downs	14	22
By Rushing	8	1
By Passing	6	21
By Penalty	0	0
Third Down: Md/Att.	4/13	3/14
Third Down: Eff.	31%	21%
Total Net Yards	341	430
Total Offensive Plays	57	75
Average Per Play	6.0	5.7
Net Yards Rushing	164	52
Total Rushing Plays	33	16
Avg. Per Rush	5.0	3.3
Net Yards Passing	177	378
Sacked/Yards Lost	1/8	4/29
Gross Yards Passing	185	407
Att.-Comp.-Int.	23-12-3	55-27-3
Completion Pct.	52.2	49.1
Punts/Average	2/43.0	4/32.5
Penalties/Yards	1/5	7/60
Fumbles/Lost	1/1	0/0
Field Goals	51, 46, 33, 27, 43, 42,	29, 30, 35

-- Denotes Converted Field Goal

Chicago Bears Starting Lineups

WR D. Gentry	LE A. Harris
LT J. Covert	LT S. McMichael
LG M. Bortz	RT D. Hampton
C J. Hilgenberg	RE S. Smith
RG T. Thayer	LLB R. Rivera
RT K. Van Horne	MLB M. Singletary
TE J. Thornton	RLB J. Morrissey
WR D. McKinnon	LCB M. Richardson
QB M. Tomczak	RCB V. Jackson
FB M. Suhey	SS D. Duerson
RB N. Anderson	FS M. Douglass

Philadelphia Eagles Starting Lineups

WR M. Quick	LE R. White
LT M. Darwin	LT M. Pitts
LG D. Alexander	RT J. Brown
C D. Rimington	RE C. Simmons
RG R. Baker	LLB S. Joyner
RT R. Heller	MLB M. Reichenbach
TE K. Jackson	RLB T. Bell
WR C. Carter	LCB R. Young
QB R. Cunningham	RCB E. Allen
FB A. Toney	SS A. Waters
RB K. Byars	FS W. Hopkins

1988 NFC Championship

San Francisco 49ers 28, Chicago Bears 3

January 8, 1989

Soldier Field

Attendance: 64,830

Weather: 17 degrees; wind W 29 mph

San Francisco 49ers
Chicago Bears

1	2	3	4	Final
7	7	7	7	28
0	3	0	0	3

Team	Q	Play	SF	CHI
SF	1	Rice 61-yard pass from Montana (Cofer kick)	7	0
SF	2	Rice 27-yard pass from Montana (Cofer kick)	14	0
CHI	2	Butler 25-yard field goal	14	3
SF	3	Frank 5-yard pass from Montana (Cofer kick)	21	3
SF	4	Rathman 4-yard run (Cofer kick)	28	3

FINAL INDIVIDUAL STATISTICS

Chicago Bears

RUSHING	NO	YDS	AVG	LG	TD
Anderson	14	59	4.2	16	0
Sanders	7	22	3.1	14	0
McMahon	1	9	9.0	9	0
Suhey	1	3	3.0	3	0
Muster	1	2	2.0	2	0
McKinnon	1	-4	-4.0	-4	0

RECEIVING	NO	YDS	AVG	LG	TD
Anderson	5	31	6.2	13	0
Thornton	4	52	13.0	18	0
McKinnon	4	32	8.0	13	0
Morris	2	25	12.5	25	0
Suhey	2	8	4.0	4	0
Sanders	1	12	12.0	12	0
Muster	1	9	9.0	9	0
Gentry	1	7	7.0	7	0

INTERCEPTIONS	NO	YDS	AVG	LG	TD
None					

PUNTING	NO	YDS	AVG	LG	IN20	TB
Wagner	7	220	31.4	48	2	0

PUNT RETURNS	NO	YDS	AVG	LG	TD
McKinnon	1	1	1.0	1	0

KICKOFF RET.	NO	YDS	AVG	LG	TD
Sanders	2	31	15.5	19	0
Muster	1	21	21.0	21	0
Gentry	1	19	19.0	19	0
Stinson	1	18	18.0	18	0

PASSING (CHI)	ATT	COMP	YDS	PCT	TD	INT	LG	SK/YDS
McMahon	29	14	121	48.3	0	1	18	0/0
Tomczak	12	6	55	50.0	0	0	13	0/0

PASSING (SF)	ATT	COMP	YDS	PCT	TD	INT	LG	SK/YDS
Montana	27	17	288	63.0	3	0	61t	2/20

San Francisco 49ers

RUSHING	NO	YDS	AVG	LG	TD
Craig	18	68	3.8	11	0
Rathman	10	36	3.6	12	1
Montana	3	12	4.0	7	0
Flagler	3	7	2.3	6	0
Sydney	2	12	6.0	8	0
Rice	1	3	3.0	3	0

RECEIVING	NO	YDS	AVG	LG	TD
Rice	5	133	26.6	61t	2
Rathman	5	51	10.2	22	0
Taylor	3	51	17.0	32	0
Craig	2	33	16.5	23	0
Frank	2	20	10.0	15	1

INTERCEPTIONS	NO	YDS	AVG	LG	TD
Fuller	1	0	0.0	0	0

PUNTING	NO	YDS	AVG	LG	IN20	TB
Helton	6	207	34.5	55	2	1

PUNT RETURNS	NO	YDS	AVG	LG	TD
Taylor	4	24	6.0	11	0

KICKOFF RET.	NO	YDS	AVG	LG	TD
Sydney	1	14	14.0	14	0
Taylor	1	22	22.0	22	0

TEAM STATISTICS	CHI	SF
Total First Downs	15	21
By Rushing	8	9
By Passing	7	12
By Penalty	0	0
Third Down: Md/Att.	4/14	9/15
Third Down: Eff.	29%	60%
Total Net Yards	267	406
Total Offensive Plays	66	66
Average Per Play	4.0	6.2
Net Yards Rushing	91	138
Total Rushing Plays	25	37
Avg. Per Rush	3.6	3.7
Net Yards Passing	176	268
Sacked/Yards Lost	0/0	2/20
Gross Yards Passing	176	288
Att.-Comp.-Int.	41-20-1	27-17-0
Completion Pct.	48.8	63.0
Punts/Average	7/31.4	6/34.5
Penalties/Yards	3/35	0/0
Fumbles/Lost	2/1	1/1
Field Goals	25	
... Denotes Converted Field Goal		

Chicago Bears Starting Lineups

WR	D. Gentry	LE	A. Harris
LT	J. Covert	LT	S. McMichael
LG	M. Bortz	RT	D. Hampton
C	J. Hilgenberg	RE	S. Smith
RG	T. Thayer	LLB	R. Rivera
RT	K. Van Horne	MLB	M. Singletary
TE	J. Thornton	RLB	J. Morrissey
WR	D. McKinnon	LCB	M. Richardson
QB	J. McMahon	RCB	V. Jackson
FB	M. Suhey	SS	D. Duerson
RB	N. Anderson	FS	M. Douglass

San Francisco 49ers Starting Lineups

SE	J. Taylor	LE	L. Roberts
LT	S. Wallace	NT	M. Carter
LG	J. Sapolu	RE	K. Fagan
C	R. Cross	OLB	C. Haley
RG	G. McIntyre	LILB	J. Fahnhorst
RT	H. Barton	RILB	M. Walter
TE	J. Frank	OLB	K. Turner
FL	J. Rice	LCB	T. McKyer
QB	J. Montana	RCB	D. Griffin
RB	R. Craig	SS	J. Fuller
TE	B. Jones	FS	R. Lott



CHICAGO BEARS PLAYOFF SUMMARY

1990 NFC First Round

Chicago Bears 16, New Orleans Saints 6

January 6, 1991

Soldier Field

Attendance: 60,767

Weather: 30 degrees; wind N 13 mph

	1	2	3	4	Final
New Orleans Saints	0	3	0	3	6
Chicago Bears	3	7	3	3	16

Team	Q	Play	NO	CHI
CHI	1	Butler 19-yard field goal	0	3
CHI	2	Thornton 18-yard pass from Tomczak	0	10
NO	2	Andersen 47-yard field goal	3	10
CHI	3	Butler 22-yard field goal	3	13
NO	4	Andersen 38-yard field goal	6	13
CHI	4	Butler 21-yard field goal	6	16

FINAL INDIVIDUAL STATISTICS

Chicago Bears

RUSHING	NO	YDS	AVG	LG	TD
Anderson	27	102	3.8	13	0
Muster	12	71	5.9	28	0
Tomczak	2	8	4.0	10	0
Green	2	8	4.0	5	0

RECEIVING	NO	YDS	AVG	LG	TD
Anderson	4	42	10.5	31	0
Thornton	2	43	21.5	25	1
Gentry	2	41	20.5	38	0
Morris	2	28	14.0	22	0
Muster	2	21	10.5	11	0
Davis	1	13	13.0	13	0

INTERCEPTIONS	NO	YDS	AVG	LG	TD
Gayle	1	27	27.0	27	0
Mangum	1	9	9.0	9	0
Carrier	1	0	0.0	0	0

PUNTING	NO	YDS	AVG	LG	IN20	TB
Buford	2	55	27.5	36	0	0

PUNT RETURNS	NO	YDS	AVG	LG	TD
Bailey	1	13	13.0	13	0
Jackson	1	0	0.0	0	0

KICKOFF RET.	NO	YDS	AVG	LG	TD
Gentry	1	39	39.0	39	0

PASSING (CHI)	ATT	COMP	YDS	PCT	TD	INT	LG	SK/YDS
Tomczak	25	12	166	48.0	1	0	38	2/12
Anderson	1	1	22	100.0	0	0	22	0/0

PASSING (NO)	ATT	COMP	YDS	PCT	TD	INT	LG	SK/YDS
Fourcade	18	5	79	27.8	0	2	31	1/16
Walsh	16	6	74	37.5	0	1	36	1/9

New Orleans Saints

RUSHING	NO	YDS	AVG	LG	TD
Fenerty	8	29	3.6	14	0
Hilliard	4	13	3.3	9	0
Heyward	4	10	2.5	6	0
Fourcade	2	13	6.5	9	0

RECEIVING	NO	YDS	AVG	LG	TD
Fenerty	4	22	5.5	9	0
Martin	2	47	23.5	36	0
Scales	1	31	31.0	31	0
Tice	1	19	19.0	19	0
Brenner	1	17	17.0	17	0
Perriman	1	11	11.0	11	0
Turner	1	6	6.0	6	0

INTERCEPTIONS	NO	YDS	AVG	LG	TD
None					

PUNTING	NO	YDS	AVG	LG	IN20	TB
Barnhardt	3	90	30.0	38	0	0

PUNT RETURNS	NO	YDS	AVG	LG	TD
Buck	1	2	2.0	2	0

KICKOFF RET.	NO	YDS	AVG	LG	TD
Fenerty	2	33	16.5	18	0
Hilliard	1	21	21.0	21	0
Jordan	1	17	17.0	17	0
Heyward	1	14	14.0	14	0

TEAM STATISTICS	CHI	NO
Total First Downs	18	11
By Rushing	9	2
By Passing	8	7
By Penalty	1	2
Third Down: Md/Att.	5/16	2/13
Third Down: Eff.	31%	15%
Total Net Yards	365	193
Total Offensive Plays	71	54
Average Per Play	5.1	3.6
Net Yards Rushing	189	65
Total Rushing Plays	43	18
Avg. Per Rush	4.4	3.6
Net Yards Passing	176	128
Sacked/Yards Lost	2/12	2/25
Gross Yards Passing	188	153
Att.-Comp.-Int.	26-13-0	34-11-3
Completion Pct.	50.0	32.4
Punts/Average	2/27.5	3/30.0
Penalties/Yards	7/57	2/10
Fumbles/Lost	2/1	1/0
Field Goals	19, 22, 36, 21	41, 47, 42, 38

-- Denotes Converted Field Goal

Chicago Bears Starting Lineups

WR	W. Davis	LE	T. Armstrong
LT	J. Covert	LT	W. Perry
LG	M. Bortz	RT	S. McMichael
C	J. Hilgenberg	RE	R. Dent
RG	T. Thayer	LLB	R. Rivera
RT	K. Van Horne	MLB	M. Singletary
TE	J. Thornton	RLB	J. Morrissey
WR	R. Morris	LCB	D. Woolford
QB	M. Tomczak	RCB	V. Jackson
FB	B. Muster	SS	S. Gayle
RB	N. Anderson	FS	M. Carrier

New Orleans Saints Starting Lineups

WR	E. Martin	LE	R. Turnbull
LT	K. Haverdink	NT	R. Goff
LG	J. Dombrowski	RE	J. Wilks
C	J. Hilgenberg	OLB	R. Jackson
RG	S. Trapilo	ILB	S. Mills
RT	S. Brock	ILB	V. Johnson
TE	H. Brenner	OLB	P. Swilling
WR	B. Perriman	LCB	R. Massey
QB	S. Walsh	RCB	T. Cook
HB	R. Mayes	SS	B. Maxie
RB	C. Heyward	FS	G. Atkins

PLAYOFF SUMMARY

1990 NFC Divisional

New York Giants 31, Chicago Bears 3

January 13, 1991

Giants Stadium

Attendance: 77,025

Weather: 32 degrees; wind NW 13 mph

	1	2	3	4	Final
Chicago Bears	0	3	0	0	3
New York Giants	10	7	7	7	31

Team	Q	Play	CHI	NYG
NYG	1	Bahr 46-yard field goal	0	3
NYG	1	Baker 21-yard pass from Hostetler (Bahr kick)	0	10
CHI	2	Butler 33-yard field goal	3	10
NYG	2	Cross 5-yard pass from Hostetler (Bahr kick)	3	17
NYG	3	Hostetler 3-yard run (Bahr kick)	3	24
NYG	4	Carthon 1-yard run (Bahr kick)	3	31

FINAL INDIVIDUAL STATISTICS

Chicago Bears

RUSHING	NO	YDS	AVG	LG	TD
Anderson	12	19	1.6	9	0
Muster	4	8	2.0	3	0

RECEIVING	NO	YDS	AVG	LG	TD
Anderson	4	23	5.8	12	0
Davis	3	76	25.3	37	0
Thornton	3	28	9.3	18	0
Muster	3	21	7.0	20	0
Gentry	2	23	11.5	12	0
Morris	1	24	24.0	24	0
Kozlowski	1	10	10.0	10	0

INTERCEPTIONS	NO	YDS	AVG	LG	TD
None					

PUNTING	NO	YDS	AVG	LG	IN20	TB
Buford	2	84	42.0	50	1	0

PUNT RETURNS	NO	YDS	AVG	LG	TD
Bailey	2	3	1.5	2	0

KICKOFF RET.	NO	YDS	AVG	LG	TD
Bailey	2	61	30.5	44	0
Gentry	2	42	21.0	29	0
Rouse	1	9	9.0	9	0

PASSING (CHI)	ATT	COMP	YDS	PCT	TD	INT	LG	SK/YDS
Tomczak	36	17	205	47.2	0	2	37	0/0

PASSING (NYG)	ATT	COMP	YDS	PCT	TD	INT	LG	SK/YDS
Hostetler	17	10	112	58.8	2	0	25	3/18

New York Giants

RUSHING	NO	YDS	AVG	LG	TD
Anderson	21	80	3.8	10	0
Tillman	9	31	3.4	6	0
Carthon	8	19	2.4	5	1
Hostetler	6	43	7.2	11	1
Meggett	2	18	9.0	10	0
Hampton	2	3	1.5	3	0

RECEIVING	NO	YDS	AVG	LG	TD
Baker	3	58	19.3	25	1
Bavaro	3	25	8.3	11	0
Ingram	1	12	12.0	12	0
Mrosko	1	6	6.0	6	0
Anderson	1	6	6.0	6	0
Cross	1	5	5.0	5	1

INTERCEPTIONS	NO	YDS	AVG	LG	TD
Walls	1	37	37.0	37	0
Collins	1	11	11.0	11	0

PUNTING	NO	YDS	AVG	LG	IN20	TB
Landeta	3	122	40.7	51	0	0

PUNT RETURNS	NO	YDS	AVG	LG	TD
Meggett	1	13	13.0	13	0

KICKOFF RET.	NO	YDS	AVG	LG	TD
Ingram	1	18	18.0	18	0

TEAM STATISTICS	CHI	NYG
Total First Downs	11	23
By Rushing	0	16
By Passing	11	7
By Penalty	0	0
Third Down: Md/Att.	3/11	6/14
Third Down: Eff.	27%	43%
Total Net Yards	232	288
Total Offensive Plays	52	68
Average Per Play	4.5	4.2
Net Yards Rushing	27	194
Total Rushing Plays	16	48
Avg. Per Rush	1.7	4.0
Net Yards Passing	205	94
Sacked/Yards Lost	0/0	3/18
Gross Yards Passing	205	112
Att.-Comp.-Int.	36-17-2	17-10-0
Completion Pct.	47.2	58.8
Punts/Average	2/42.0	3/40.7
Penalties/Yards	4/30	2/15
Fumbles/Lost	0/0	1/1
Field Goals	33	46

-- Denotes Converted Field Goal

Chicago Bears Starting Lineups

WR	W. Davis	LLE	T. Armstrong
LT	J. Covert	RT	W. Perry
LG	M. Bortz	LT	S. McMichael
C	J. Hilgenberg	RE	R. Dent
RG	T. Thayer	LLB	R. Rivera
RT	K. Van Horne	MLB	M. Singletary
TE	J. Thornton	RLB	J. Morrissey
WR	R. Morris	LCB	D. Woolford
QB	M. Tomczak	RCB	V. Jackson
FB	B. Muster	SS	S. Gayle
RB	N. Anderson	FS	M. Carrier

New York Giants Starting Lineups

WR	M. Ingram	LE	J. Washington
LT	J. Elliott	LT	M. Fox
LG	W. Roberts	RT	E. Howard
C	B. Oates	RE	L. Marshall
RG	E. Moore	LLB	C. Banks
RT	D. Riesenberg	MLB	P. Johnson
TE	M. Bavaro	RLB	L. Taylor
WR	S. Baker	LCB	M. Collins
QB	J. Hostetler	RCB	E. Walls
RB	O. Anderson	SS	G. Jackson
FB	M. Carthon	FS	M. Guyton



CHICAGO BEARS PLAYOFF SUMMARY

1991 NFC First Round

Dallas Cowboys 17, Chicago Bears 13

December 29, 1991

Soldier Field

Attendance: 62,594

Weather: 35 degrees; wind NW 9 mph

		1	2	3	4	Final
Dallas Cowboys		10	0	7	0	17
Chicago Bears		0	3	3	7	13

Team	Q	Play	DAL	CHI
DAL	1	Willis 27-yard field goal	3	0
DAL	1	Smith 1-yard run (Willis kick)	10	0
CHI	2	Butler 19-yard field goal	10	3
CHI	3	Butler 43-yard field goal	10	6
DAL	3	Novacek 3-yard pass from Beuerlein (Willis kick)	17	6
CHI	4	Waddle 6-yard pass from Harbaugh (Butler kick)	17	13

FINAL INDIVIDUAL STATISTICS

Chicago Bears

RUSHING	NO	YDS	AVG	LG	TD
Anderson	13	34	2.6	15	0
Lewis	9	65	7.2	11	0
Harbaugh	7	26	3.7	9	0
Muster	5	25	5.0	9	0

RECEIVING	NO	YDS	AVG	LG	TD
Waddle	9	104	11.6	19	1
Davis	7	79	11.3	17	0
Anderson	3	5	1.7	8	0
Lewis	2	18	9.0	11	0
Rivera	1	15	15.0	15	0
Thornton	1	12	12.0	12	0

INTERCEPTIONS	NO	YDS	AVG	LG	TD
None					

PUNTING	NO	YDS	AVG	LG	IN20	TB
Blocked	1					

PUNT RETURNS	NO	YDS	AVG	LG	TD
Woolford	2	5	2.5	5	0

KICKOFF RET.	NO	YDS	AVG	LG	TD
Lewis	3	44	14.7	26	0
Green	1	15	15.0	15	0

PASSING (CHI)	ATT	COMP	YDS	PCT	TD	INT	LG	SK/YDS
Harbaugh	44	22	218	50.0	1	2	19	3/11
Buford	1	1	15	100.0	0	0	15	0/0

PASSING (DAL)	ATT	COMP	YDS	PCT	TD	INT	LG	SK/YDS
Beuerlein	18	9	180	50.0	1	0	45	0/0

Dallas Cowboys

RUSHING	NO	YDS	AVG	LG	TD
Smith	26	105	4.0	18	1
Beuerlein	4	3	0.8	5	0

RECEIVING	NO	YDS	AVG	LG	TD
Irvin	4	83	20.8	25	0
Harper	3	88	29.3	45	0
Johnston	1	6	6.0	6	0
Novacek	1	3	3.0	3t	1

INTERCEPTIONS	NO	YDS	AVG	LG	TD
Bates	1	7	7.0	7	0
Brown	1	0	0.0	0	0

PUNTING	NO	YDS	AVG	LG	IN20	TB
Saxon	3	134	44.7	52	1	0

PUNT RETURNS	NO	YDS	AVG	LG	TD
None					

KICKOFF RET.	NO	YDS	AVG	LG	TD
Wright	1	18	18.0	18	0
Gant	1	16	16.0	16	0

TEAM STATISTICS	CHI	DAL
Total First Downs	26	15
By Rushing	12	6
By Passing	14	7
By Penalty	0	2
Third Down: Md/Att.	10/17	3/9
Third Down: Eff.	59%	33%
Total Net Yards	372	288
Total Offensive Plays	82	48
Average Per Play	4.5	6.0
Net Yards Rushing	150	108
Total Rushing Plays	34	30
Avg. Per Rush	4.4	3.6
Net Yards Passing	222	180
Sacked/Yards Lost	3/11	0/0
Gross Yards Passing	233	180
Att.-Comp.-Int.	45-23-2	18-9-0
Completion Pct.	51.1	50.0
Punts/Average	1/0.0	3/44.7
Penalties/Yards	4/16	2/16
Fumbles/Lost	1/1	2/0
Field Goals	19, 43	27, 38,
-- Denotes Converted Field Goal		47

Chicago Bears Starting Lineups

WR	W. Davis	LE	T. Armstrong
LT	J. Wojciechowski	LT	S. McMichael
LG	M. Bortz	RT	W. Perry
C	J. Hilgenberg	RE	R. Dent
RG	T. Thayer	LLB	R. Rivera
RT	K. Van Horne	MLB	M. Singletary
TE	K. Jennings	RLB	J. Morrissey
WR	T. Waddle	LCB	D. Woolford
QB	J. Harbaugh	RCB	L. Stinson
FB	B. Muster	SS	S. Gayle
RB	N. Anderson	FS	M. Carrier

Dallas Cowboys Starting Lineups

TE	R. Awalt	LE	T. Tolbert
LT	M. Tuinei	LT	T. Casillas
LG	K. Gogan	RT	R. Maryland
C	M. Stepnoski	RE	J. Jeffcoat
RG	J. Gesek	SLB	K. Norton
RT	N. Newton	MLB	J. Del Rio
TE	J. Novacek	WLB	V. Smith
TE	A. Roberts	LCB	I. Holt
WR	M. Irvin	RCB	L. Brown
QB	S. Beuerlein	SS	J. Washington
RB	E. Smith	FS	R. Horton

PLAYOFF SUMMARY

1994 NFC First Round

Chicago Bears 35, Minnesota Vikings 18

January 1, 1995

HHH Metrodome

Attendance: 60,347

Weather: Indoors

	1	2	3	4	Final
Chicago Bears	0	14	7	14	35
Minnesota Vikings	3	6	3	6	18

Team	Q	Play	CHI	MIN
MIN	1	Revez 29-yard field goal	0	3
CHI	2	Tillman 1-yard run (Butler kick)	7	3
CHI	2	Jennings 9-yard pass from Walsh (Butler kick)	14	3
MIN	2	Carter 4-yard pass from Moon (Two-pt failed)	14	9
CHI	3	Harris 29-yard run (Butler kick)	21	9
MIN	3	Revez 48-yard field goal	21	12
CHI	4	Graham 21-yard pass from Walsh (Butler kick)	28	12
MIN	4	Lee 11-yard pass from Moon (Two-pt failed)	28	18
CHI	4	Miniefeld 48-yard fumble return (Butler kick)	35	18

FINAL INDIVIDUAL STATISTICS

Chicago Bears

RUSHING	NO	YDS	AVG	LG	TD
Harris	13	67	5.2	29t	1
Tillman	11	19	1.7	8	1
Walsh	5	5	1.0	5	0
Graham	1	3	3.0	3	0

RECEIVING	NO	YDS	AVG	LG	TD
Graham	4	108	27.0	52	1
Conway	4	56	14.0	23	0
Harris	3	20	6.7	8	0
Carter	1	16	16.0	16	0
Jennings	1	9	9.0	9t	1
Tillman	1	7	7.0	7	0
Green	1	5	5.0	5	0

INTERCEPTIONS	NO	YDS	AVG	LG	TD
Lincoln	1	12	12.0	12	0
Minter	1	7	7.0	7	0

PUNTING	NO	YDS	AVG	LG	IN20	TB
Gardocki	3	116	38.7	45	1	0

PUNT RETURNS	NO	YDS	AVG	LG	TD
Graham	1	1	1.0	1	0

KICKOFF RET.	NO	YDS	AVG	LG	TD
Lewis	2	47	23.5	28	0
Green	1	18	18.0	18	0

PASSING (CHI)	ATT	COMP	YDS	PCT	TD	INT	LG	SK/YDS
Walsh	23	15	221	65.2	2	1	52	1/7

PASSING (MIN)	ATT	COMP	YDS	PCT	TD	INT	LG	SK/YDS
Moon	52	29	292	55.8	2	2	38	2/11
Salisbury	9	4	59	44.4	0	0	18	0/0

Minnesota Vikings

RUSHING	NO	YDS	AVG	LG	TD
Allen	12	27	2.3	10	0
Graham	4	13	3.3	9	0
Moon	2	9	4.5	9	0
Smith	1	0	0.0	0	0

RECEIVING	NO	YDS	AVG	LG	TD
Lee	11	159	14.5	38	1
Carter	8	61	7.6	19	1
P. Jordan	4	35	8.8	16	0
Reed	3	39	13.0	18	0
Ismail	3	29	9.7	20	0
S. Jordan	2	16	8.0	11	0
Palmer	1	11	11.0	11	0
Allen	1	1	1.0	1	0

INTERCEPTIONS	NO	YDS	AVG	LG	TD
Parker	1	10	10.0	10	0

PUNTING	NO	YDS	AVG	LG	IN20	TB
Saxon	4	131	32.8	34	3	0

PUNT RETURNS	NO	YDS	AVG	LG	TD
Palmer	0	0	0.0	0	0

KICKOFF RET.	NO	YDS	AVG	LG	TD
Smith	6	132	22.0	58	0

TEAM STATISTICS	CHI	MIN
Total First Downs	18	22
By Rushing	5	3
By Passing	11	18
By Penalty	2	1
Third Down: Md/Att.	5/11	11/20
Third Down: Eff.	45%	55%
Total Net Yards	308	389
Total Offensive Plays	54	82
Average Per Play	5.7	4.7
Net Yards Rushing	94	49
Total Rushing Plays	30	19
Avg. Per Rush	3.1	2.6
Net Yards Passing	214	340
Sacked/Yards Lost	1/7	2/11
Gross Yards Passing	221	351
Att.-Comp.-Int.	23-15-1	61-33-2
Completion Pct.	65.2	54.1
Punts/Average	3/38.7	4/32.8
Penalties/Yards	6/30	11/85
Fumbles/Lost	1/1	3/2
Field Goals		29, 48
... Denotes Converted Field Goal		

Chicago Bears Starting Lineups

WR J. Graham	LE T. Armstrong
LT A. Heck	RT C. Simpson
LG T. Perry	LC C. Zorich
C J. Fontenot	RE A. Spellman
RG J. Leeuwenburg	WL J. Cain
RT J. Williams	MLB D. Jones
TE M. Cook	SLB V. Smith
WR C. Conway	LCB D. Woolford
QB S. Walsh	RCB M. Douglass
FB R. Harris	SS S. Gayle
RB L. Tillman	FS M. Carrier

Minnesota Vikings Starting Lineups

TE S. Jordan	LE R. Harris
TE A. Jordan	LT H. Thomas
LT T. Steussie	RT J. Randle
LG R. McDaniel	RE J. Harris
C J. Christy	SLB C. Jenkins
RG B. Dafney	MLB J. Del Rio
RT C. Hinton	WL E. McDaniel
TE J. Gerek	LCB A. Parker
WR C. Carter	RCB D. Washington
QB W. Moon	SS T. Scott
RB T. Allen	FS V. Glenn



CHICAGO BEARS PLAYOFF SUMMARY

1994 NFC Divisional

San Francisco 49ers 44, Chicago Bears 15

January 7, 1995

Candlestick Park

Attendance: 64,644

Weather: 60 degrees; wind S 17 mph

	1	2	3	4	Final
Chicago Bears	3	0	0	12	15
San Francisco 49ers	7	23	7	7	44

Team	Q	Play	CHI	SF
CHI	1	Butler 39-yard field goal	3	0
SF	1	Floyd 2-yard run (Brien kick)	3	7
SF	2	Jones 8-yard pass from Young (kick failed)	3	13
SF	2	Floyd 4-yard run (Brien kick)	3	20
SF	2	Brien 36-yard field goal	3	23
SF	2	Young 6-yard run (Brien kick)	3	30
SF	3	Floyd 1-yard run (Brien kick)	3	37
CHI	4	Flanigan 2-yard pass from Kramer (Two-pt failed)	9	37
SF	4	Walker 1-yard run (Brien kick)	9	44
CHI	4	Tillman 1-yard run (Two-pt failed)	15	44

FINAL INDIVIDUAL STATISTICS

Chicago Bears

RUSHING	NO	YDS	AVG	LG	TD
Harris	8	26	3.3	11	0
Tillman	6	5	0.8	3	1
Green	2	8	4.0	5	0
Walsh	1	0	0.0	0	0
T. Carter	1	0	0.0	0	0

RECEIVING	NO	YDS	AVG	LG	TD
Green	5	43	8.6	22	0
Wetnight	5	39	7.8	19	0
Harris	5	24	4.8	10	0
Graham	4	33	8.3	13	0
Waddle	3	49	16.3	20	0
Conway	3	25	8.3	9	0
Jennings	2	20	10.0	14	0
Tillman	1	4	4.0	4	0
Flanigan	1	2	2.0	2t	1

INTERCEPTIONS	NO	YDS	AVG	LG	TD
None					

PUNTING	NO	YDS	AVG	LG	IN20	TB
Gardocki	4	147	36.8	50	0	0

PUNT RETURNS	NO	YDS	AVG	LG	TD
Graham	0	0	0.0	0	0

KICKOFF RET.	NO	YDS	AVG	LG	TD
Lewis	5	125	25.0	32	0
Green	1	12	12.0	12	0

PASSING (CHI)	ATT	COMP	YDS	PCT	TD	INT	LG	SK/YDS
Kramer	28	19	161	67.9	1	0	20	4/31
Walsh	19	10	78	52.6	0	2	22	0/0

PASSING (SF)	ATT	COMP	YDS	PCT	TD	INT	LG	SK/YDS
Young	22	16	143	72.3	1	0	18	1/5
Grbac	4	2	47	50.0	0	0	44	0/0

San Francisco 49ers

RUSHING	NO	YDS	AVG	LG	TD
Watters	11	55	5.0	15	0
Floyd	10	25	2.5	5	3
Young	5	32	6.4	7	1
Grbac	4	-5	-1.3	0	0
Carter	3	20	6.7	23	0
Walker	3	3	1.0	2	1
Taylor	1	15	15.0	15	0

RECEIVING	NO	YDS	AVG	LG	TD
Jones	5	26	5.2	11	1
Taylor	4	51	12.8	15	0
Rice	4	48	12.0	18	0
Watters	3	18	6.0	11	0
D. Carter	1	44	44.0	44	0
Popson	1	3	3.0	3	0

INTERCEPTIONS	NO	YDS	AVG	LG	TD
Hanks	1	31	31.0	31	0
Davis	1	0	0.0	0	0

PUNTING	NO	YDS	AVG	LG	IN20	TB
Wilmsmeyer	2	77	38.5	39	0	1

PUNT RETURNS	NO	YDS	AVG	LG	TD
D. Carter	2	6	3.0	6	0

KICKOFF RET.	NO	YDS	AVG	LG	TD
Walker	1	14	14.0	14	0
D. Carter	1	10	10.0	10	0

TEAM STATISTICS	CHI	SF
Total First Downs	20	27
By Rushing	4	13
By Passing	13	11
By Penalty	3	3
Third Down: Md/Att.	8/16	4/9
Third Down: Eff.	50%	44%
Total Net Yards	247	330
Total Offensive Plays	69	64
Average Per Play	3.6	5.2
Net Yards Rushing	39	145
Total Rushing Plays	18	37
Avg. Per Rush	2.2	3.9
Net Yards Passing	208	185
Sacked/Yards Lost	4/31	1/5
Gross Yards Passing	239	190
Att.-Comp.-Int.	47-29-2	26-18-0
Completion Pct.	61.7	69.2
Punts/Average	4/36.8	2/38.5
Penalties/Yards	4/32	3/16
Fumbles/Lost	2/0	3/1
Field Goals	39	36

-- Denotes Converted Field Goal

Chicago Bears Starting Lineups

WR J. Graham	LE T. Armstrong
LT A. Heck	LT C. Simpson
LG T. Perry	RT C. Zorich
C J. Fontenot	RE A. Spellman
RG J. Leeuwenburg	WLB J. Cain
RT J. Williams	MLB D. Jones
TE K. Jennings	SLB V. Smith
WR C. Conway	LCB D. Woolford
QB S. Walsh	RCB J. Lincoln
FB R. Harris	SS S. Gayle
TE R. Wetnight	FS M. Carrier

San Francisco 49ers Starting Lineups

SE J. Taylor	LE D. Brown
LT S. Wallace	LT B. Young
LG J. Sapolu	RT D. Stubblefield
C B. Oates	RE R. Jackson
RG D. Deese	LLB L. Woodall
RT H. Barton	MLB G. Plummer
TE B. Jones	RLB K. Norton
FL J. Rice	LCB E. Davis
QB S. Young	RCB D. Sanders
RB R. Watters	SS T. McDonald
FB W. Floyd	FS M. Hanks

PLAYOFF SUMMARY

2001 NFC Divisional

Philadelphia Eagles 33, Chicago Bears 19

January 19, 2002

Soldier Field

Attendance: 66,944

Weather: 31 degrees; wind W 8 mph

	1	2	3	4	Final
Philadelphia Eagles	6	7	7	13	33
Chicago Bears	0	7	7	5	19

Team	Q	Play	PHI	CHI
PHI	1	Akers 34-yard field goal	3	0
PHI	1	Akers 23-yard field goal	6	0
CHI	2	Merritt 47-yard run (Edinger kick)	6	7
PHI	2	Martin 13-yard pass from McNabb (Akers kick)	13	7
CHI	3	Azumah 39-yard interception return (Edinger kick)	13	14
PHI	3	Staley 6-yard pass from McNabb (Akers kick)	20	14
CHI	4	Edinger 38-yard field goal	20	17
PHI	4	Akers 40-yard field goal	23	17
PHI	4	Akers 46-yard field goal	26	17
PHI	4	McNabb 5-yard run (Akers kick)	33	17
CHI	4	Safety; Landeta OB in end zone	33	19

FINAL INDIVIDUAL STATISTICS

Chicago Bears

RUSHING	NO	YDS	AVG	LG	TD
Thomas	15	36	2.4	6	0
Johnson	3	7	2.3	3	0
Allen	2	7	3.5	4	0
Merritt	1	47	47.0	47	1
White	1	15	15.0	15	0
Matthews	1	-1	-1.0	-1	0

RECEIVING	NO	YDS	AVG	LG	TD
White	4	30	7.5	12	0
Booker	2	18	9.0	14	0
Terrell	2	18	9.0	11	0
Thomas	1	11	11.0	11	0
Allen	1	9	9.0	9	0
Baxter	1	3	3.0	3	0

INTERCEPTIONS	NO	YDS	AVG	LG	TD
Azumah	1	39	39.0	39	1

PUNTING	NO	YDS	AVG	LG	IN20	TB
Maynard	5	191	38.2	54	1	0

PUNT RETURNS	NO	YDS	AVG	LG	TD
McQuarters	1	10	10.0	10	0
Johnson	1	3	3.0	3	0

KICKOFF RET.	NO	YDS	AVG	LG	TD
Denson	6	120	20.0	24	0
Johnson	2	60	30.0	32	0

PASSING (CHI)	ATT	COMP	YDS	PCT	TD	INT	LG	SK/YDS	RATING
Matthews	17	8	66	47.1	0	2	12	1/9	17.9
Miller	5	3	23	60.0	0	1	14	1/7	31.7

PASSING (PHI)	ATT	COMP	YDS	PCT	TD	INT	LG	SK/YDS	RATING
McNabb	40	26	262	65.0	2	1	43	2/13	89.8

Philadelphia Eagles

RUSHING	NO	YDS	AVG	LG	TD
Staley	18	66	3.7	13	0
McNabb	8	37	4.6	14	1
Buckhalter	3	5	1.7	2	0
Reader	1	-1	-1.0	-1	0
Landeta	1	-20	-20.0	-20	0

RECEIVING	NO	YDS	AVG	LG	TD
Staley	7	54	7.7	14	1
Thrash	5	73	14.6	43	0
Lewis	3	32	10.7	14	0
Martin	3	18	6.0	13	1
Thomason	2	39	19.5	30	0
Pinkston	2	19	9.5	13	0
Mitchell	2	14	7.0	8	0
Buckhalter	2	13	6.5	9	0

INTERCEPTIONS	NO	YDS	AVG	LG	TD
Moore	1	18	18.0	18	0
Cook	1	15	15.0	15	0
Emmons	1	0	0.0	0	0

PUNTING	NO	YDS	AVG	LG	IN20	TB
Landeta	4	166	41.5	49	1	0

PUNT RETURNS	NO	YDS	AVG	LG	TD
Mitchell	2	27	13.5	15	0

KICKOFF RET.	NO	YDS	AVG	LG	TD
Mitchell	4	84	21.0	30	0

TEAM STATISTICS	CHI	PHI
Total First Downs	10	19
By Rushing	6	6
By Passing	2	13
By Penalty	2	0
Third Down: Md/Att.	5/14	4/15
Third Down: Eff.	36%	27%
Total Net Yards	184	336
Total Offensive Plays	47	73
Average Per Play	3.9	4.6
Net Yards Rushing	111	87
Total Rushing Plays	23	31
Avg. Per Rush	4.8	2.8
Net Yards Passing	73	249
Sacked/Yards Lost	2/16	2/13
Gross Yards Passing	89	262
Att.-Comp.-Int.	22-11-3	40-26-1
Completion Pct.	50.0	65.0
Punts/Average	5/38.2	4/41.5
Penalties/Yards	1/5	6/60
Fumbles/Lost	1/1	0/0
Field Goals	38	34, 23, 40, 46

--- Denotes Converted Field Goal

Chicago Bears Starting Lineups

WR D. Terrell	LE B. Robinson
LT B. Brockermeyer	LT T. Washington
LG R. Tucker	RT K. Traylor
C O. Kreutz	RE P. Daniels
RG C. Villarrial	WLB W. Holdman
RT J. Williams	MLB B. Urlacher
TE F. Baxter	SLB R. Colvin
WR M. Booker	LCB R. McQuarters
QB J. Miller	RCB W. Harris
RB A. Thomas	SS T. Parrish
TE J. Davis	FS M. Brown

Philadelphia Eagles Starting Lineups

WR T. Pinkston	LE B. Whiting
LT Tr. Thomas	LT C. Simon
LG J. Welbourn	RT P. Grasmanis
C H. Fraley	RE H. Douglas
RG J. Mayberry	WLB M. Caldwell
RT J. Runyan	MLB J. Trotter
TE C. Lewis	SLB C. Emmons
WR J. Thrash	LCB T. Vincent
QB D. McNabb	RCB B. Taylor
RB D. Staley	FS B. Dawkins
FB C. Martin	SS D. Moore



CHICAGO BEARS PLAYOFF SUMMARY

2005 NFC Divisional

Carolina Panthers 29, Chicago Bears 21

January 15, 2006

Soldier Field

Attendance: 62,209

Weather: 40 degrees; wind SE 15 mph

	1	2	3	4	Final
Carolina Panthers	7	9	7	6	29
Chicago Bears	0	7	7	7	21

Team	Q	Play	CAR	CHI
CAR	1	Smith 58-pass from Delhomme (Kasay kick)	7	0
CAR	2	Kasay 20-yard field goal	10	0
CAR	2	Kasay 38-yard field goal	13	0
CHI	2	Peterson 1-run (Gould kick)	13	7
CAR	2	Kasay 37-yard field goal	16	7
CHI	3	Clark 1-yard pass from Grossman (Gould kick)	16	14
CAR	3	Smith 39-yard pass from Delhomme (Kasay kick)	23	14
CHI	4	McKie 3-yard run (Gould kick)	23	21
CAR	4	Mangum 1-yard pass from Delhomme (kick failed)	29	21

FINAL INDIVIDUAL STATISTICS

Chicago Bears

RUSHING	NO	YDS	AVG	LG	TD
Jones	20	80	4.0	24	0
Peterson	5	9	1.8	5	1
Grossman	1	5	5.0	5	0
McKie	1	3	3.0	3t	1

RECEIVING	NO	YDS	AVG	LG	TD
Berrian	5	68	13.6	17	0
Muhammad	3	58	19.3	24	0
Jones	3	30	10.0	27	0
Gage	3	28	9.3	24	0
Clark	2	5	2.5	4	1
Peterson	1	3	3.0	3	0

INTERCEPTIONS	NO	YDS	AVG	LG	TD
Urlacher	1	20	20.0	20	0

PUNTING	NO	YDS	AVG	LG	IN20	TB
Maynard	7	246	35.1	54	0	0

PUNT RETURNS	NO	YDS	AVG	LG	TD
Vasher	2	1	0.5	6	0

KICKOFF RET.	NO	YDS	AVG	LG	TD
Davis	5	115	23.0	31	0
Peterson	1	17	17.0	17	0

PASSING (CHI)	ATT	COMP	YDS	PCT	TD	INT	LG	SK/YDS	RATING
Grossman	41	17	192	41.5	1	1	27	1/7	54.1

PASSING (CAR)	ATT	COMP	YDS	PCT	TD	INT	LG	SK/YDS	RATING
Delhomme	33	24	319	72.7	3	1	58t	1/8	120.6

Carolina Panthers

RUSHING	NO	YDS	AVG	LG	TD
Foster	16	54	3.4	17	0
Goings	10	34	3.4	10	0
Smith	3	26	8.7	22	0
Delhomme	2	9	4.5	9	0

RECEIVING	NO	YDS	AVG	LG	TD
Smith	12	218	18.2	58t	2
Proehl	3	28	9.3	11	0
Carter	2	43	21.5	29	0
Hoover	2	13	6.5	7	0
Goings	1	14	14.0	14	0
Colbert	1	9	9.0	9	0
Foster	1	3	3.0	3	0
Mangum	1	1	1.0	1t	1
Robertson	1	-10	-10.0	-10	0

INTERCEPTIONS	NO	YDS	AVG	LG	TD
Lucas	1	1	1.0	1	0

PUNTING	NO	YDS	AVG	LG	IN20	TB
Baker	5	206	41.2	47	3	1

PUNT RETURNS	NO	YDS	AVG	LG	TD
Smith	2	-1	-0.5	0	0

KICKOFF RET.	NO	YDS	AVG	LG	TD
Robertson	4	100	25.0	34	0

TEAM STATISTICS	CAR	CHI
Total First Downs	21	23
By Rushing	6	6
By Passing	14	11
By Penalty	1	6
Third Down: Md/Att.	5/12	3/13
Third Down: Eff.	42%	23%
Total Net Yards	434	282
Total Offensive Plays	65	69
Average Per Play	6.7	4.1
Net Yards Rushing	123	97
Total Rushing Plays	31	27
Avg. Per Rush	4.0	3.6
Net Yards Passing	311	185
Sacked/Yards Lost	1/8	1/7
Gross Yards Passing	319	192
Att.-Comp.-Int.	33-24-1	41-17-1
Completion Pct.	72.7	41.5
Punts/Average	5/41.2	7/35.1
Penalties/Yards	9/50	4/19
Fumbles/Lost	3/0	0/0
Field Goals	20, 38, 37	None
-- Denotes Converted Field Goal		

Chicago Bears Starting Lineups

WR M. Muhammad	LE A. Ogunsley
LT J. Tait	LT T. Harris
LG R. Brown	RT I. Scott
C O. Kreutz	RE A. Brown
RG R. Garza	WLB L. Briggs
RT F. Miller	MLB B. Urlacher
TE D. Clark	SLB H. Hillenmeyer
WR J. Gage	LCB C. Tillman
QB R. Grossman	RCB N. Vasher
RB T. Jones	SS M. Brown
TE J. McKie	FS C. Harris

Carolina Panthers Starting Lineups

WR S. Smith	LE J. Peppers
LT T. Wharton	LT B. Buckner
LG M. Wahle	RT J. Carstens
C J. Mitchell	RE M. Rucker
RG T. Reyes	WLB W. Witherspoon
RT J. Gross	MLB D. Morgan
WR M. Gaines	SLB B. Short
WR K. Colbert	LCB C. Gamble
QB J. Delhomme	RCB K. Lucas
RB D. Foster	SS M. McCree
FB B. Hoover	FS M. Minter

PLAYOFF SUMMARY

2006 NFC Divisional

Chicago Bears 27, Seattle Seahawks 24 ot

January 14, 2007

Soldier Field

Attendance: 62,184

Weather: 32 degrees; wind N 8 mph

	1	2	3	4	OT	Final
Seattle Seahawks	0	14	10	0	0	24
Chicago Bears	7	14	0	3	3	27

Team	Q	Play	SEA	CHI
CHI	1	Jones 9-yard run (Gould kick)	0	7
SEA	2	Burleson 16-yard pass from Hasselbeck (Brown kick)	7	7
CHI	2	Berrian 68-yard pass from Grossman (Gould kick)	7	14
SEA	2	Alexander 4-yard run (Brown kick)	14	14
CHI	2	Jones 7-yard run (Gould kick)	14	21
SEA	3	Brown 40-yard field goal	17	21
SEA	3	Alexander 13-yard run (Brown kick)	24	21
CHI	4	Gould 41-yard field goal	24	24
CHI	5	Gould 49-yard field goal	24	27

FINAL INDIVIDUAL STATISTICS

Chicago Bears

RUSHING	NO	YDS	AVG	LG	TD
Jones	21	66	3.1	9	2
Benson	12	45	3.8	12	0
Davis	1	9	9.0	9	0

RECEIVING	NO	YDS	AVG	LG	TD
Berrian	5	105	21.0	68t	1
Davis	4	84	21.0	37	0
Muhammad	3	38	12.7	21	0
Benson	3	24	8.0	11	0
Jones	2	6	3.0	3	0
Clark	1	13	13.0	13	0
Bradley	1	5	5.0	5	0
Reid	1	5	5.0	5	0
McKie	1	2	2.0	2	0

INTERCEPTIONS	NO	YDS	AVG	LG	TD
R. Manning	1	6	6.0	6	0

PUNTING	NO	YDS	AVG	LG	IN20	TB
Maynard	6	242	40.3	51	1	1

PUNT RETURNS	NO	YDS	AVG	LG	TD
Hester	3	5	1.7	5	0

KICKOFF RET.	NO	YDS	AVG	LG	TD
Hester	3	53	17.7	20	0
Reid	1	20	20.0	20	0

PASSING (CHI)	ATT	COMP	YDS	PCT	TD	INT	LG	SK/YDS	RATING
Grossman	38	21	282	55.2	1	1	68t	3/31	76.9

PASSING (SEA)	ATT	COMP	YDS	PCT	TD	INT	LG	SK/YDS	RATING
Hasselbeck	33	18	195	54.5	1	1	24	3/16	69.6

Seattle Seahawks

RUSHING	NO	YDS	AVG	LG	TD
Alexander	26	108	4.2	13t	2
Morris	4	11	2.8	6	0
Hasselbeck	1	8	8.0	8	0

RECEIVING	NO	YDS	AVG	LG	TD
Jackson	4	49	12.3	24	0
Branch	4	48	12.0	22	0
Engram	3	32	10.7	16	0
Heller	3	20	6.7	10	0
Stevens	2	18	9.0	10	0
Burleson	1	16	16.0	16t	1
Alexander	1	12	12.0	0	0

INTERCEPTIONS	NO	YDS	AVG	LG	TD
Hunter	1	16	16.0	16	0

PUNTING	NO	YDS	AVG	LG	IN20	TB
Plackemeier	6	218	36.3	56	2	0

PUNT RETURNS	NO	YDS	AVG	LG	TD
Burleson	3	2	0.7	2	0

KICKOFF RET.	NO	YDS	AVG	LG	TD
Burleson	6	166	27.7	41	0

TEAM STATISTICS	SEA	CHI
Total First Downs	18	21
By Rushing	12	8
By Passing	6	10
By Penalty	0	3
Third Down: Md/Att.	5/15	8/20
Third Down: Eff.	33%	40%
Total Net Yards	306	371
Total Offensive Plays	67	75
Average Per Play	4.6	4.9
Net Yards Rushing	127	120
Total Rushing Plays	31	34
Avg. Per Rush	4.1	3.5
Net Yards Passing	179	251
Sacked/Yards Lost	3/16	3/31
Gross Yards Passing	195	282
Att.-Comp.-Int.	33-18-1	38-21-1
Completion Pct.	54.5	55.2
Punts/Average	6/36.3	6/40.3
Penalties/Yards	4/16	5/40
Fumbles/Lost	0/0	4/1
Field Goals	40	41, 49

-- Denotes Converted Field Goal

Chicago Bears Starting Lineups

WR M. Muhammad	LE A. Ogunleye
LT J. Tait	RT Ta. Johnson
LG R. Brown	RT I. Scott
C O. Kreutz	RE A. Brown
RG R. Garza	WLB L. Briggs
RT F. Miller	MLB B. Urlacher
TE D. Clark	SLB H. Hillenmeyer
WR B. Berrian	LCB C. Tillman
QB R. Grossman	RCB N. Vasher
RB T. Jones	SS C. Harris
FB J. McKie	FS D. Manning

Seattle Seahawks Starting Lineups

WR D. Branch	LE B. Fisher
LT W. Jones	LT C. Darby
LG R. Sims	RT R. Bernard
C C. Spencer	RE G. Wistrom
RG C. Gray	WLB L. Hill
RT S. Locklear	MLB L. Tatupu
TE J. Stevens	SLB J. Peterson
TE W. Heller	LCB J. Babineaux
WR D. Jackson	RCB K. Jennings
QB M. Hasselbeck	SS M. Boulware
RB S. Alexander	FS K. Hamlin



CHICAGO BEARS PLAYOFF SUMMARY

2006 NFC Championship

Chicago Bears 39, New Orleans Saints 14

January 21, 2007

Soldier Field

Attendance: 61,817

Weather: 28 degrees; wind E 10 mph

	1	2	3	4	Final
New Orleans Saints	0	7	7	0	14
Chicago Bears	3	13	2	21	39

Team	Q	Play	NO	CHI
CHI	1	Gould 19-yard field goal	0	3
CHI	2	Gould 43-yard field goal	0	6
CHI	2	Gould 24-yard field goal	0	9
CHI	2	Jones 2-yard run (Gould kick)	0	16
NO	2	Colston 13-yard pass from Brees (Carney kick)	7	16
NO	3	Bush 88-yard pass from Brees (Carney kick)	14	16
CHI	3	Penalty of Brees enforced in end zone for safety	14	18
CHI	4	Berrian 33-yard pass from Grossman (Gould kick)	14	25
CHI	4	Benson 12-yard run (Gould kick)	14	32
CHI	4	Jones 15-yard run (Gould kick)	14	39

FINAL INDIVIDUAL STATISTICS

Chicago Bears

RUSHING	NO	YDS	AVG	LG	TD
Jones	19	123	6.5	33	2
Benson	24	60	2.5	12t	1
Davis	1	16	16.0	16	0
Grossman	2	-3	-1.5	-1	0

RECEIVING	NO	YDS	AVG	LG	TD
Berrian	5	85	17.0	33t	1
McKie	3	6	2.0	4	0
Clark	1	30	30.0	30	0
Muhammad	1	20	20.0	20	0
Gilmore	1	3	3.0	3	0

INTERCEPTIONS	NO	YDS	AVG	LG	TD
Vasher	1	0	0.0	0	0

PUNTING	NO	YDS	AVG	LG	IN20	TB
Maynard	7	332	47.4	66	4	1

PUNT RETURNS	NO	YDS	AVG	LG	TD
Hester	2	24	12.0	14	0

KICKOFF RET.	NO	YDS	AVG	LG	TD
Hester	3	39	13.0	19	0

PASSING (CHI)	ATT	COMP	YDS	PCT	TD	INT	LG	SK/YDS	RATING
Grossman	26	11	144	42.3	1	0	33t	0/0	73.2

PASSING (NO)	ATT	COMP	YDS	PCT	TD	INT	LG	SK/YDS	RATING
Brees	49	27	354	55.1	2	1	88t	3/35	83.2

New Orleans Saints

RUSHING	NO	YDS	AVG	LG	TD
Bush	4	19	4.8	12	0
McAllister	6	18	3.0	6	0
Karney	1	11	11.0	11	0
Brees	1	8	8.0	8	0

RECEIVING	NO	YDS	AVG	LG	TD
Bush	7	132	18.9	88t	1
Colston	5	63	12.6	29	1
Miller	4	31	7.8	12	0
Copper	3	29	9.7	14	0
McAllister	3	27	9.0	15	0
Henderson	2	57	28.5	40	0
Campbell	2	6	3.0	5	0
Karney	1	9	9.0	9	0

INTERCEPTIONS	NO	YDS	AVG	LG	TD
None					

PUNTING	NO	YDS	AVG	LG	IN20	TB
Weatherford	5	194	38.8	45	1	1

PUNT RETURNS	NO	YDS	AVG	LG	TD
Bush	3	10	3.3	8	0
Lewis	1	5	5.0	5	0

KICKOFF RET.	NO	YDS	AVG	LG	TD
Lewis	7	132	18.9	25	0

TEAM STATISTICS	NO	CHI
Total First Downs	15	18
By Rushing	3	12
By Passing	12	6
By Penalty	0	0
Third Down: Md/Att.	5/13	3/16
Third Down: Eff.	38%	19%
Total Net Yards	375	340
Total Offensive Plays	64	72
Average Per Play	5.9	4.7
Net Yards Rushing	56	196
Total Rushing Plays	12	46
Avg. Per Rush	4.7	4.3
Net Yards Passing	319	144
Sacked/Yards Lost	3/35	0/0
Gross Yards Passing	354	144
Att.-Comp.-Int.	49-27-1	26-11-0
Completion Pct.	55.1	42.3
Punts/Average	5/38.8	7/47.4
Penalties/Yards	7/47	1/5
Fumbles/Lost	4/3	1/0
Field Goals	47	19, 43,
--- Denotes Converted Field Goal		
	24	

Chicago Bears Starting Lineups

WR M. Muhammad	LE A. Ogunsley
LT J. Tait	LT Ta. Johnson
LG R. Brown	RT I. Scott
C O. Kreutz	RE A. Brown
RG R. Garza	WLB L. Briggs
RT F. Miller	MLB B. Urlacher
TE D. Clark	DB R. Manning
WR B. Berrian	LCB C. Tillman
QB R. Grossman	RCB N. Vasher
RB T. Jones	SS C. Harris
FB J. McKie	FS D. Manning

New Orleans Saints Starting Lineups

WR M. Colston	LE C. Grant
LT J. Brown	LT H. Thomas
LG J. Nesbit	RT B. Young
C J. Faine	RE W. Smith
RG J. Evans	WLB S. Shanle
RT J. Stinchcomb	MLB M. Simoneau
TE M. Campbell	SLB S. Fujita
WR T. Copper	LCB M. McKenzie
QB D. Brees	RCB F. Thomas
RB D. McAllister	SS J. Bellamy
RB R. Bush	FS J. Bullocks

PLAYOFF SUMMARY

Super Bowl XLI

Indianapolis Colts 29, Chicago Bears 17

February 4, 2007

Dolphin Stadium

Attendance: 74,512

Weather: 67 degrees; wind N 10 mph, rain

	1	2	3	4	Final
Indianapolis Colts	6	10	6	7	29
Chicago Bears	14	0	3	0	17

Team	Q	Play	IND	CHI
CHI	1	Hester 92-yard kickoff return (Gould kick)	0	7
IND	1	Wayne 53-yard pass from Manning (kick aborted)	6	7
CHI	1	Muhammad 4-yard pass from Grossman (Gould kick)	6	14
IND	2	Vinatieri 29-yard field goal	9	14
IND	2	Rhodes 1-yard run (Vinatieri kick)	16	14
IND	3	Vinatieri 24-yard field goal	19	14
IND	3	Vinatieri 20-yard field goal	22	14
CHI	3	Gould 44-yard field goal	22	17
IND	4	Hayden 56-yard interception return (Vinatieri kick)	29	17

FINAL INDIVIDUAL STATISTICS

Chicago Bears

RUSHING	NO	YDS	AVG	LG	TD
Jones	15	112	7.5	52	0
Grossman	2	0	0.0	0	0
Benson	2	-1	-0.5	4	0

RECEIVING	NO	YDS	AVG	LG	TD
Clark	6	64	10.7	18	0
Berrian	4	38	9.5	14	0
Jones	4	18	4.5	14	0
Muhammad	3	35	11.7	22	1
McKie	2	8	4.0	4	0
Davis	1	2	2.0	2	0

INTERCEPTIONS	NO	YDS	AVG	LG	TD
C. Harris	1	6	6.0	6	0

PUNTING	NO	YDS	AVG	LG	IN20	TB
Maynard	5	226	45.2	58	0	1

PUNT RETURNS	NO	YDS	AVG	LG	TD
Hester	1	3	3.0	3	0

KICKOFF RET.	NO	YDS	AVG	LG	TD
Gilmore	2	12	6.0	9	0
Hester	1	92	92.0	92t	1
Davis	1	15	15.0	15	0
Peterson	1	10	10.0	10	0
Reid	1	9	9.0	9	0

PASSING (CHI)	ATT	COMP	YDS	PCT	TD	INT	LG	SK/YDS	RATING
Grossman	28	20	165	71.4	1	2	22	1/11	68.3

PASSING (IND)	ATT	COMP	YDS	PCT	TD	INT	LG	SK/YDS	RATING
Manning	38	25	247	65.7	1	1	53t	1/8	81.8

Indianapolis Colts

RUSHING	NO	YDS	AVG	LG	TD
Rhodes	21	113	5.4	36	1
Addai	19	77	4.1	14	0
Clark	1	1	1.0	1	0
Manning	1	0	0.0	0	0

RECEIVING	NO	YDS	AVG	LG	TD
Addai	10	66	6.6	12	0
Harrison	5	59	11.8	22	0
Clark	4	36	9.0	17	0
Wayne	2	61	30.5	53t	1
Fletcher	2	9	4.5	6	0
Rhodes	1	8	8.0	8	0
Utecht	1	8	8.0	8	0

INTERCEPTIONS	NO	YDS	AVG	LG	TD
Hayden	1	56	56.0	56t	1
Sanders	1	38	38.0	38	0

PUNTING	NO	YDS	AVG	LG	IN20	TB
Smith	4	162	40.5	50	2	1

PUNT RETURNS	NO	YDS	AVG	LG	TD
Wilkins	3	42	14.0	18	0

KICKOFF RET.	NO	YDS	AVG	LG	TD
Wilkins	4	89	22.3	28	0

TEAM STATISTICS	IND	CHI
Total First Downs	24	11
By Rushing	12	3
By Passing	11	8
By Penalty	1	0
Third Down: Md/Att.	8/18	3/10
Third Down: Eff.	44%	30%
Total Net Yards	430	265
Total Offensive Plays	81	48
Average Per Play	5.3	5.5
Net Yards Rushing	191	111
Total Rushing Plays	42	19
Avg. Per Rush	4.5	5.8
Net Yards Passing	239	154
Sacked/Yards Lost	1/8	1/11
Gross Yards Passing	247	165
Att.-Comp.-Int.	38-25-1	28-20-2
Completion Pct.	65.7	71.4
Punts/Average	4/40.5	5/45.2
Penalties/Yards	6/40	4/35
Fumbles/Lost	2/2	4/3
Field Goals	29, 36, 44	

24, 20

... Denotes Converted Field Goal

Chicago Bears Starting Lineups

WR M. Muhammad	LE A. Ogunsleye
LT J. Tait	RT Ta. Johnson
LG R. Brown	RT I. Scott
C O. Kreutz	RE A. Brown
RG R. Garza	WLB L. Briggs
RT F. Miller	MLB B. Urlacher
TE D. Clark	SLB H. Hillenmeyer
WR B. Berrian	LCB C. Tillman
QB R. Grossman	RCB N. Vasher
RB T. Jones	SS C. Harris
FB J. McKie	FS D. Manning

Indianapolis Colts Starting Lineups

WR R. Wayne	LE R. Mathis
LT T. Glenn	RT A. McFarland
LG R. Lilja	RT R. Brock
C J. Saturday	RE D. Freeney
RG J. Scott	WLB C. June
RT R. Diem	MLB G. Brackett
TE D. Clark	SLB R. Morris
WR M. Harrison	LCB N. Harper
QB P. Manning	RCB J. David
RB J. Addai	SS A. Bethea
HB B. Utecht	FS B. Sanders

HISTORY



CHICAGO BEARS PLAYOFF SUMMARY

2010 NFC Divisional

Chicago Bears 35, Seattle Seahawks 24

January 16, 2011

Soldier Field

Attendance: 62,265

Weather: 24 degrees; wind WNW 4 mph

	1	2	3	4	Final
Seattle Seahawks	0	0	3	21	24
Chicago Bears	14	7	7	7	35

Team	Q	Play	SEA	CHI
CHI	1	Olsen 58-yard pass from Cutler (Gould kick)	0	7
CHI	1	Taylor 1-yard run (Gould kick)	0	14
CHI	2	Cutler 6-yard run (Gould kick)	0	21
CHI	3	Cutler 9-yard run (Gould kick)	0	28
SEA	3	Mare 30-yard field goal	3	28
SEA	4	Williams 2-yard pass from Hasselbeck (Mare kick)	10	28
CHI	4	K. Davis 39-yard pass from Cutler (Gould kick)	10	35
SEA	4	Williams 3-yard pass from Hasselbeck (Mare kick)	17	35
SEA	4	Stokley 9-yard pass from Hasselbeck (Mare kick)	24	35

FINAL INDIVIDUAL STATISTICS

Chicago Bears

RUSHING	NO	YDS	AVG	LG	TD
Forté	25	80	3.2	11	0
Taylor	11	44	4.0	11	1
Cutler	8	43	5.4	21	2
Bennett	1	9	9.0	9	0

RECEIVING	NO	YDS	AVG	LG	TD
Knox	4	48	12.0	18	0
Olsen	3	113	37.7	58t	1
Forté	3	54	18.0	26	0
K. Davis	2	42	21.0	39t	1
Hester	2	4	2.0	6	0
Bennett	1	13	13.0	13	0

INTERCEPTIONS	NO	YDS	AVG	LG	TD
None					

PUNTING	NO	YDS	AVG	LG	IN20	TB
Maynard	5	195	39.0	47	3	0

PUNT RETURNS	NO	YDS	AVG	LG	TD
Hester	2	30	15.0	26	0

KICKOFF RET.	NO	YDS	AVG	LG	TD
Manning	1	18	18.0	18	0
Hester	1	6	6.0	6	0
Knox	1	0	0.0	0	0

Seattle Seahawks

RUSHING	NO	YDS	AVG	LG	TD
Tate	1	13	13.0	13	0
Forsett	4	9	2.3	8	0
Washington	1	9	9.0	9	0
Lynch	4	2	0.5	4	0
Robinson	1	1	1.0	1	0
Hasselbeck	1	0	0.0	0	0

RECEIVING	NO	YDS	AVG	LG	TD
Stokley	8	85	10.6	21	1
Obomanu	4	68	17.0	46	0
Williams	4	15	3.8	7	2
Morrah	3	25	8.3	10	0
Forsett	3	25	8.3	16	0
Carlson	1	14	14.0	14	0
Martin	1	13	13.0	13	0
Washington	1	10	10.0	10	0
Robinson	1	3	3.0	3	0

INTERCEPTIONS	NO	YDS	AVG	LG	TD
Curry	1	23	23.0	23	0

PUNTING	NO	YDS	AVG	LG	IN20	TB
Ryan	9	315	35.0	42	1	0

PUNT RETURNS	NO	YDS	AVG	LG	TD
Tate	1	11	11.0	11	0

KICKOFF RET.	NO	YDS	AVG	LG	TD
Washington	5	143	28.6	62	0

PASSING (CHI)	ATT	COMP	YDS	PCT	TD	INT	LG	SK/YDS	RATING
Cutler	28	15	274	53.6	2	0	58t	3/13	111.3
Forté	1	0	0	0.0	0	1	0	0/0	0.0

PASSING (SEA)	ATT	COMP	YDS	PCT	TD	INT	LG	SK/YDS	RATING
Hasselbeck	46	26	258	56.5	3	0	46	2/16	94.3

TEAM STATISTICS	SEA	CHI
Total First Downs	18	21
By Rushing	1	11
By Passing	14	10
By Penalty	3	0
Third Down: Md/Att.	3/14	10/18
Third Down: Eff.	21%	56%
Total Net Yards	276	437
Total Offensive Plays	60	77
Average Per Play	4.6	5.7
Net Yards Rushing	34	176
Total Rushing Plays	12	45
Avg. Per Rush	2.8	3.9
Net Yards Passing	242	261
Sacked/Yards Lost	2/16	3/13
Gross Yards Passing	258	274
Att.-Comp.-Int.	46-26-0	29-15-1
Completion Pct.	56.5	51.7
Punts/Average	9/35.0	5/39.0
Penalties/Yards	3/20	8/71
Fumbles/Lost	1/0	2/0
Field Goals	30	

-- Denotes Converted Field Goal

Chicago Bears Starting Lineups

WR J. Knox	LE I. Idonije
LT F. Omiyale	DT T. Harris
LG C. Williams	NT A. Adams
C O. Kreutz	RE J. Peppers
RG R. Garza	WLB L. Briggs
RT J. Webb	MLB B. Urlacher
TE G. Olsen	LCB T. Jennings
WR D. Hester	RCB C. Tillman
QB J. Cutler	SS D. Manning
RB M. Forté	FS C. Harris
FB B. Manumaleuna	N D. Moore

Seattle Seahawks Starting Lineups

WR B. Obomanu	LE C. Clemons
LT R. Okung	LT B. Mebane
LG T. Polumbus	RT C. Cole
C C. Spencer	RE K. Balmer
RG M. Gibson	OLB D. Hawthorne
RT S. Locklear	MLB L. Tatupu
WR B. Stokley	OLB A. Curry
WR M. Williams	LCB M. Trufant
QB M. Hasselbeck	RCB K. Jennings
RB L. Washington	SS L. Milloy
RB J. Forsett	FS E. Thomas

PLAYOFF SUMMARY

2010 NFC Championship

Green Bay Packers 21, Chicago Bears 14

January 23, 2011

Soldier Field

Attendance: 62,377

Weather: 20 degrees; wind SE 14 mph

	1	2	3	4	Final
Green Bay Packers	7	7	0	7	21
Chicago Bears	0	0	0	14	14

Team	Q	Play	GB	CHI
GB	1	Rodgers 1-yard run (Crosby kick)	7	0
GB	2	Stark 4-yard run (Crosby kick)	14	0
CHI	4	Taylor 1-yard run (Gould kick)	14	7
GB	4	Raji 18-yard interception return (Crosby kick)	21	7
CHI	4	Bennett 35-yard pass from Hanie (Gould kick)	21	14

FINAL INDIVIDUAL STATISTICS

Chicago Bears

RUSHING	NO	YDS	AVG	LG	TD
Forté	17	70	4.1	14	0
Cutler	2	10	5.0	9	0
Hanie	1	3	3.0	3	0
Taylor	3	2	0.7	4	1
Bennett	1	-2	-2.0	-2	0

RECEIVING	NO	YDS	AVG	LG	TD
Forté	10	90	9.0	24	0
Bennett	3	45	15.0	35t	1
Olsen	3	30	10.0	13	0
Knox	2	56	28.0	32	0
Taylor	1	12	12.0	12	0

INTERCEPTIONS	NO	YDS	AVG	LG	TD
Urlacher	1	39	39.0	39	0
Briggs	1	4	4.0	4	0

PUNTING	NO	YDS	AVG	LG	IN20	TB
Maynard	9	334	37.1	48	2	1

PUNT RETURNS	NO	YDS	AVG	LG	TD
Hester	3	16	5.3	11	0
Bennett	1	22	22.0	22	0

KICKOFF RET.	NO	YDS	AVG	LG	TD
Hester	1	24	24.0	24	0
R. Davis	1	16	16.0	16	0
Manning	1	15	15.0	15	0
K. Davis	1	8	8.0	8	0

PASSING (CHI)	ATT	COMP	YDS	PCT	TD	INT	LG	SK/YDS	RATING
Hanie	20	13	153	65.0	1	2	35t	0/0	65.2
Cutler	14	6	80	42.8	0	1	24	2/15	31.8
Collins	4	0	0	0.0	0	0	0	0/0	39.6

PASSING (GB)	ATT	COMP	YDS	PCT	TD	INT	LG	SK/YDS	RATING
Rodgers	30	17	244	56.6	0	2	26	1/8	55.4

Green Bay Packers

RUSHING	NO	YDS	AVG	LG	TD
Starks	22	74	3.4	16	1
Rodgers	7	39	5.6	25	1
Jackson	2	5	2.5	10	0
Kuhn	1	2	2.0	2	0

RECEIVING	NO	YDS	AVG	LG	TD
Jennings	8	130	16.3	26	0
Nelson	4	67	16.8	22	0
Jackson	1	16	16.0	16	0
Jones	1	10	10.0	10	0
Driver	1	9	9.0	9	0
Kuhn	1	6	6.0	6	0
Starks	1	6	6.0	6	0

INTERCEPTIONS	NO	YDS	AVG	LG	TD
Shields	2	40	20.0	32	0
Raji	1	18	18.0	18t	1

PUNTING	NO	YDS	AVG	LG	IN20	TB
Masthay	8	334	41.8	65	5	1

PUNT RETURNS	NO	YDS	AVG	LG	TD
Williams	3	13	4.3	11	0
Woodson	1	14	14.0	14	0

KICKOFF RET.	NO	YDS	AVG	LG	TD
Starks	2	30	15.0	18	0
Woodson	1	14	14.0	14	0

TEAM STATISTICS	GB	CHI
Total First Downs	23	17
By Rushing	9	5
By Passing	11	11
By Penalty	3	1
Third Down: Md/Att.	2/11	1/13
Third Down: Eff.	18%	8%
Total Net Yards	356	301
Total Offensive Plays	63	64
Average Per Play	5.7	4.7
Net Yards Rushing	120	83
Total Rushing Plays	32	24
Avg. Per Rush	3.8	3.5
Net Yards Passing	236	218
Sacked/Yards Lost	1/8	2/15
Gross Yards Passing	244	233
Att.-Comp.-Int.	30-17-2	38-19-3
Completion Pct.	56.6	50.0
Punts/Average	8/41.8	9/37.1
Penalties/Yards	6/40	9/89
Fumbles/Lost	2/0	1/0

Field Goals

--- Denotes Converted Field Goal

Chicago Bears Starting Lineups

WR J. Knox	LE I. Idonije
LT F. Omiyale	DT T. Harris
LG C. Williams	NT A. Adams
C O. Kreutz	RE J. Peppers
RG R. Garza	WLB L. Briggs
RT J. Webb	MLB B. Urlacher
TE G. Olsen	SLB P. Tinoisamoa
WR D. Hester	LCB T. Jennings
QB J. Cutler	RCB C. Tillman
RB M. Forté	SS D. Manning
FB B. Manumaleuna	FS C. Harris

Green Bay Packers Starting Lineups

WR G. Jennings	LE R. Pickett
LT C. Clifton	NT B. Raji
LG D. Colledge	RE H. Green
C S. Wells	LOLB C. Matthews
RG J. Sitton	LILB A. Hawk
RT B. Bulaga	RILB D. Bishop
TE D. Lee	ROLB E. Walden
WR J. Nelson	LCB C. Woodson
QB A. Rodgers	RCB T. Williams
FB Q. Johnson	SS S. Shields
RB J. Starks	FS N. Collins



CHICAGO BEARS ALL-TIME RESULTS

1920 (10-1-2, .909)

George S. Halas - Coach		Decatur	
		Staleys	Opp
0 3	Moline Tractors	W	20 0
0 10	Kewanee	W	25 7
0 17	@ Rock Island Indep.	W	7 0
0 24	@ Chicago Tigers	W	10 0
0 31	@ Rockford	W	29 0
N 7	@ Rock Island Indep.	T	0 0
N 11	@ Champaign	W	20 0
N 14	@ Minneapolis Marines	W	3 0
N 21	Hammond Pros	W	28 7
N 25	@ Chicago Tigers	W	6 0
N 28	@ Chicago Cardinals	L	6 7
D 5	@ Chicago Cardinals	W	10 0
D 12	Akron Pros	T	0 0
		164	21

1921 (9-1-1, .900)

George S. Halas - Coach		Chicago	
		Staleys	Opp
0 10	Rock Island Indep.	W	14 10
0 16	Rochester Jeffersons	W	16 13
0 23	Dayton Triangles	W	7 0
N 6	Detroit Tigers	W	20 9
N 13	Rock Island Indep.	W	3 0
N 20	Cleveland Indians	W	22 7
N 24	Buffalo All-Americans	L	6 7
N 27	Green Bay Packers	W	20 0
D 4	Buffalo All-Americans	W	10 7
D 11	Canton Bulldogs	W	10 0
D 18	Chicago Cardinals	T	0 0
		128	53

1922 (9-3, .750)

George S. Halas - Coach		Bears Opp	
0 1	@ Racine Legion	W	6 0
0 8	@ Rock Island Indep.	W	10 6
0 15	Rochester Jeffersons	W	7 0
0 22	Buffalo All-Americans	W	7 0
0 29	Canton Bulldogs	L	6 7
N 5	Dayton Triangles	W	9 0
N 12	Oorang Indians	W	33 6
N 19	Rock Island Indep.	W	3 0
N 26	Akron Pros	W	20 10
N 30	@ Chicago Cardinals	L	0 6
D 3	Toledo Maroons	W	22 0
D 10	@ Chicago Cardinals	L	0 9
		123	44

1923 (9-2-1, .818)

George S. Halas - Coach		Bears Opp	
S 30	@ Rock Island Indep.	L	0 3
0 7	@ Racine Legion	W	3 0
0 14	@ Green Bay Packers	W	3 0
0 21	Canton Bulldogs	L	0 6
0 28	Buffalo All-Americans	W	18 3
N 4	Oorang Indians	W	26 0
N 11	Akron Pros	W	20 6
N 18	Rock Island Indep.	W	7 3
N 25	Hammond Pros	W	14 7
N 29	Chicago Cardinals	W	3 0
D 2	Milwaukee Badgers	T	0 0
D 9	Rock Island Indep.	W	29 7
		123	35

1924 (6-1-4, .857)

George S. Halas - Coach		Bears Opp	
S 28	@ Rock Island Indep.	T	0 0
0 5	@ Cleveland Bulldogs	L	14 16
0 12	Racine Legion	T	10 10
0 19	Chicago Cardinals	W	6 0
0 26	Frankford Yel'jackets	W	33 3
N 2	Rock Island Indep.	T	3 3
N 9	Columbus Tigers	W	12 6
N 16	Racine Legion	T	3 3
N 23	Green Bay Packers	W	3 0
N 27	@ Chicago Cardinals	W	21 0
N 30	Milwaukee Badgers	W	31 14
		136	55

1925 (9-5-3, .643)

George S. Halas - Coach		Bears Opp	
S 20	@ Rock Island Indep.	T	0 0
S 27	@ Green Bay Packers	L	10 14
0 4	Detroit Panthers	T	0 0
0 11	Hammond Pros	W	28 7
0 18	Cleveland Bulldogs	W	7 0
0 25	@ Chicago Cardinals	L	0 9
N 1	Rock Island Indep.	W	6 0
N 8	Frankford Yel'jackets	W	19 0
N 15	Detroit Panthers	W	14 0
N 22	Green Bay Packers	W	21 0
N 26	Chicago Cardinals	T	0 0
N 29	Columbus Tigers	W	14 13
D 5	@ Frankford Yel'jackets	W	14 7
D 6	@ New York Giants	W	19 7
D 9	@ Providence Ste. Rol.	L	6 9
D 12	@ Detroit Panthers	L	0 21
D 13	New York Giants	L	0 9
		158	96

1926 (12-1-3, .923)

George S. Halas - Coach		Bears Opp	
S 19	@ Milwaukee Badgers	W	10 7
S 26	@ Green Bay Packers	T	6 6
0 3	@ Detroit Panthers	W	10 7
0 10	New York Giants	W	7 0
0 17	Chicago Cardinals	W	16 0

0 24	Duluth Eskimos	W	24 6
0 31	Akron Indians	W	17 0
N 7	Louisville Colonels	W	34 0
N 11	@ Chicago Cardinals	W	10 0
N 13	Milwaukee Badgers	W	10 7
N 21	Green Bay Packers	W	19 13
N 25	Chicago Cardinals	T	0 0
N 28	Canton Bulldogs	W	35 0
D 3	@ Frankford Yel'jackets	L	6 7
D 12	Pottsville Maroons	W	9 7
D 19	Green Bay Packers	T	3 3
		216	63

1927 (9-3-2, .750)

George S. Halas - Coach		Bears Opp	
S 25	@ Chicago Cardinals	W	9 0
0 2	@ Green Bay Packers	W	7 6
0 16	New York Yankees	W	12 0
0 23	Cleveland Bulldogs	W	14 12
0 30	Dayton Triangles	W	14 6
N 6	Providence Ste. Rol.	T	0 0
N 8	@ New York Yankees	L	6 26
N 13	Pottsville Maroons	W	30 12
N 20	Green Bay Packers	W	14 6
N 24	Chicago Cardinals	L	0 3
N 27	@ New York Giants	L	7 13
D 3	@ Frankford Yel'jackets	T	0 0
D 4	Frankford Yel'jackets	W	9 0
D 11	Duluth Eskimos	W	27 0
		149	84

1928 (7-5-1, .636)

George S. Halas - Coach		Bears Opp	
S 23	@ Chicago Cardinals	W	15 0
S 30	@ Green Bay Packers	T	12 12
0 14	New York Giants	W	13 0
0 21	Green Bay Packers	L	6 16
0 28	Detroit Wolverines	L	0 6
N 4	New York Yankees	W	27 0
N 11	Dayton Triangles	W	27 0
N 18	Pottsville Maroons	W	13 6
N 25	Detroit Wolverines	L	7 14
N 29	Chicago Cardinals	W	34 0
D 2	Frankford Yel'jackets	W	28 6
D 9	Green Bay Packers	L	0 6
D 15	@ Frankford Yel'jackets	L	0 19
		182	85

1929 (4-9-2, .308)

George S. Halas - Coach		Bears Opp	
S 22	@ Minneapolis Marines	W	19 6
S 29	@ Green Bay Packers	L	0 23
0 6	@ Minneapolis Marines	W	7 6
0 13	@ Buffalo Bisons	W	16 0
0 20	Chicago Cardinals	T	0 0
0 27	Minneapolis R'jackets	W	27 0
N 3	New York Giants	L	14 26
N 10	Green Bay Packers	L	0 14
N 16	@ Frankford Yel'jackets	L	14 20
N 17	@ New York Giants	L	0 34

Black box indicates World Championship.

ALL-TIME RESULTS

N24 Buffalo Bisons	L	7	19
N28 @ Chicago Cardinals	L	6	40
D 1 Frankford Yel'jackets	T	0	0
D 8 Green Bay Packers	L	0	25
D15 New York Giants	L	9	14

119 227

1930 (9-4-1, .692)

Ralph Jones - Coach	Bears Opp
S 21 Brooklyn Dodgers	T 0 0
S28 @ Green Bay Packers	L 0 7
O 5 @ Minneapolis R'jacketsW	20 0
O 12 New York Giants	L 0 12
O19 @ Chicago Cardinals	W 32 6
O22 @ Portsmouth SpartansL	6 7
O26 Frankford Yel'jackets	W 13 7
N 2 Minneapolis R'jackets	W 20 7
N 9 Green Bay Packers	L 12 13
N16 @ New York Giants	W 12 0
N22 @ Frankford Yel'jacketsW	13 6
N27 Chicago Cardinals	W 6 0
N30 Portsmouth Spartans	W 14 6
D 7 Green Bay Packers	W 21 0

169 71

1931 (8-5, .615)

Ralph Jones - Coach	Bears Opp
S18 Cleveland Indians	W 21 0
S27 @ Green Bay Packers	L 0 7
O 11 New York Giants	W 6 0
O18 Chicago Cardinals	W 26 13
O25 Frankford Yel'jackets	L 12 13
N 1 Green Bay Packers	L 2 6
N 8 Portsmouth Spartans	W 9 6
N15 @ New York Giants	W 12 6
N22 @ Brooklyn Dodgers	W 26 0
N26 Chicago Cardinals	W 18 7
N29 @ Portsmouth SpartansL	0 3
D 6 Green Bay Packers	W 7 6
D13 New York Giants	L 6 25

145 92

1932 (7-1-6, .875)

Ralph Jones - Coach	Bears Opp
S25 @ Green Bay Packers	T 0 0
O 2 @ Staten Isl. StapletonsT	0 0
O 9 @ Chicago Cardinals	T 0 0
O16 Green Bay Packers	L 0 2
O23 Staten Isl. Stapletons	W 27 7
O30 @ Boston Braves	T 7 7
N 6 @ New York Giants	W 28 8
N13 Portsmouth Spartans	T 13 13
N20 Brooklyn Dodgers	W 20 0
N24 Chicago Cardinals	W 34 0
N27 @ Portsmouth SpartansT	7 7
D 4 New York Giants	W 6 0
D11 Green Bay Packers	W 9 0
D18 Portsmouth Spartans	W 9 0

160 44

1933 (10-2-1, .833)

George S. Halas - Coach	Bears Opp
S24 @ Green Bay Packers	W 14 7
O 1 Boston Redskins	W 7 0
O 8 @ Brooklyn Dodgers	W 10 0
O15 @ Chicago Cardinals	W 12 9
O22 Green Bay Packers	W 10 7
O29 New York Giants	W 14 10
N 5 @ Boston Redskins	L 0 10
N12 @ Philadelphia Eagles	T 3 3
N19 @ New York Giants	L 0 3
N26 Portsmouth Spartans	W 17 14
N30 Chicago Cardinals	W 22 6
D 3 @ Portsmouth SpartansW	17 7
D10 Green Bay Packers	W 7 6

133 82

PLAYOFFS

D17 New York Giants	W 23 21
---------------------	---------

1934 (13-0, 1.000)

George S. Halas - Coach	Bears Opp
S23 @ Green Bay Packers	W 24 10
S30 @ Cincinnati Reds	W 21 3
O 7 @ Brooklyn Dodgers	W 21 7
O10 @ Pittsburgh Pirates	W 28 0
O14 Chicago Cardinals	W 20 0
O21 Cincinnati Reds	W 41 7
O28 Green Bay Packers	W 27 14
N 4 New York Giants	W 27 7
N11 @ Boston Redskins	W 21 0
N18 @ New York Giants	W 10 9
N25 Chicago Cardinals	W 17 6
N29 @ Detroit Lions	W 19 16
D 2 Detroit Lions	W 10 7

286 86

PLAYOFFS

D 9 @ New York Giants	L 13 30
-----------------------	---------

1935 (6-4-2, .600)

George S. Halas - Coach	Bears Opp
S22 @ Green Bay Packers	L 0 7
S29 @ Pittsburgh Pirates	W 23 7
O13 @ Philadelphia Eagles	W 39 0
O20 Brooklyn Dodgers	W 24 14
O27 Green Bay Packers	L 14 17
N 3 @ New York Giants	W 20 3
N10 @ Boston Redskins	W 30 14
N17 New York Giants	L 0 3
N24 Detroit Lions	T 20 20
N28 @ Detroit Lions	L 2 14
D 1 Chicago Cardinals	T 7 7
D 8 @ Chicago Cardinals	W 13 0

192 106

1936 (9-3, .750)

George S. Halas - Coach	Bears Opp
S20 @ Green Bay Packers	W 30 3
S27 @ Philadelphia Eagles	W 17 0
O 4 @ Pittsburgh Pirates	W 27 9

O 11 Chicago Cardinals	W 7 3
O18 Pittsburgh Pirates	W 26 7
O25 Detroit Lions	W 12 10
N 1 Green Bay Packers	L 10 21
N 8 @ New York Giants	W 25 7
N15 @ Boston Redskins	W 26 0
N22 @ Philadelphia Eagles	W 28 7
N26 @ Detroit Lions	L 7 13
N29 @ Chicago Cardinals	L 7 14

222 94

1937 (9-1-1, .900)

George S. Halas - Coach	Bears Opp
S19 @ Green Bay Packers	W 14 2
O 4 @ Pittsburgh Steelers	W 7 0
O10 @ Cleveland Rams	W 20 2
O17 Chicago Cardinals	W 16 7
O24 Detroit Lions	W 28 20
O31 @ New York Giants	T 3 3
N 7 Green Bay Packers	L 14 24
N14 Brooklyn Dodgers	W 29 7
N25 @ Detroit Lions	W 13 0
N28 Cleveland Rams	W 15 7
D 5 @ Chicago Cardinals	W 42 28

201 100

PLAYOFFS

D12 Washington Redskins	L 21 28
-------------------------	---------

1938 (6-5, .545)

George S. Halas - Coach	Bears Opp
S11 @ Chicago Cardinals	W 16 13
S18 @ Green Bay Packers	W 2 0
O 2 @ Philadelphia Eagles	W 28 6
O 9 @ Cleveland Rams	L 7 14
O16 Chicago Cardinals	W 34 28
O23 Cleveland Rams	L 21 23
O30 Detroit Lions	L 7 13
N 6 Green Bay Packers	L 17 24
N13 Washington Redskins	W 31 7
N20 @ Brooklyn Dodgers	W 24 6
N24 @ Detroit Lions	L 7 14

194 148

1939 (8-3, .727)

George S. Halas - Coach	Bears Opp
S15 Cleveland Rams	W 30 21
S24 @ Green Bay Packers	L 16 21
O 2 @ Pittsburgh Steelers	W 32 0
O 8 @ Cleveland Rams	W 35 21
O15 Chicago Cardinals	W 44 7
O22 @ New York Giants	L 13 16
O29 Detroit Lions	L 0 10
N 5 Green Bay Packers	W 30 27
N12 @ Detroit Lions	W 23 13
N19 Philadelphia Eagles	W 27 14
N26 @ Chicago Cardinals	W 48 7

298 157

Black box indicates World Championship.



CHICAGO BEARS ALL-TIME RESULTS

1940 (8-3, .727)

George S. Halas - Coach	Bears Opp
S22 @ Green Bay Packers	W 41 0
S25 @ Chicago Cardinals	L 7 21
O 6 @ Cleveland Rams	W 21 14
O 13 Detroit Lions	W 7 0
O20 Brooklyn Dodgers	W 16 7
O27 @ New York Giants	W 37 21
N 3 Green Bay Packers	W 14 7
N 10 @ Detroit Lions	L 14 17
N 17 @ Washington Redskins	L 3 7
N24 Cleveland Rams	W 47 25
D 1 Chicago Cardinals	W 31 23
	238 142

PLAYOFFS

D 8 @ Washington Redskins	W 73 0
---------------------------	--------

1943 (8-1-1, .889)

Heartley "Hunk" Anderson,	Luke Johnsos - Coaches	Bears Opp
S26 @ Green Bay Packers	T 21 21	
O 3 @ Detroit Lions	W 27 21	
O 10 Chicago Cardinals	W 20 0	
O 17 Philadelphia "Steagles"	W 48 21	
O24 Brooklyn Dodgers	W 33 21	
O 31 Detroit Lions	W 35 14	
N 7 Green Bay Packers	W 21 7	
N14 @ New York Giants	W 56 7	
N 21 @ Washington Redskins	L 7 21	
N28 @ Chicago Cardinals	W 35 24	
	303 157	

PLAYOFFS

D26 Washington Redskins	W 41 21
-------------------------	---------

1946 (8-2-1, .800)

George S. Halas - Coach	Bears Opp
S29 @ Green Bay Packers	W 30 7
O 6 @ Chicago Cardinals	W 34 17
O 13 Los Angeles Rams	T 28 28
O20 Philadelphia Eagles	W 21 14
O27 @ New York Giants	L 0 14
N 3 Green Bay Packers	W 10 7
N 10 @ Los Angeles Rams	W 27 21
N 17 Washington Redskins	W 24 20
N24 Detroit Lions	W 42 6
D 1 Chicago Cardinals	L 28 35
D 8 @ Detroit Lions	W 45 24
	289 193

PLAYOFFS

D 15 @ New York Giants	W 24 14
------------------------	---------

1941 (10-1, .909)

George S. Halas - Coach	Bears Opp
S28 @ Green Bay Packers	W 25 17
O 5 @ Cleveland Rams	W 48 21
O 12 Chicago Cardinals	W 53 7
O 19 Detroit Lions	W 49 0
O26 Pittsburgh Steelers	W 34 7
N 2 Green Bay Packers	L 14 16
N 9 Cleveland Rams	W 31 13
N 16 Washington Redskins	W 35 21
N23 @ Detroit Lions	W 24 7
N30 @ Philadelphia Eagles	W 49 14
D 7 @ Chicago Cardinals	W 34 24
	396 147

PLAYOFFS

D 14 Green Bay Packers	W 33 14
D 21 New York Giants	W 37 9

1944 (6-3-1, .667)

Heartley "Hunk" Anderson,	Luke Johnsos - Coaches	Bears Opp
S24 @ Green Bay Packers	L 28 42	
O 8 @ Cleveland Rams	L 7 19	
O 15 Card-Pitt	W 34 7	
O22 Detroit Lions	T 21 21	
O29 Cleveland Rams	W 28 21	
N 5 Green Bay Packers	W 21 0	
N12 Boston Yanks	W 21 7	
N 19 @ Detroit Lions	L 21 41	
N26 @ Philadelphia Eagles	W 28 7	
D 3 @ Card-Pitt	W 49 7	
	258 172	

1945 (3-7, .300)

Heartley "Hunk" Anderson,	Luke Johnsos - Coaches	Bears Opp
S30 @ Green Bay Packers	L 21 31	
O 7 @ Cleveland Rams	L 0 17	
O 14 Chicago Cardinals	L 7 16	
O 21 Cleveland Rams	L 21 41	
O28 @ Detroit Lions	L 10 16	
N 4 Green Bay Packers	W 28 24	
N 11 Detroit Lions	L 28 35	
N 18 @ Washington Redskins	L 21 28	
N25 Pittsburgh Steelers	W 28 7	
D 2 @ Chicago Cardinals	W 28 20	
	192 235	

1947 (8-4, .667)

George S. Halas - Coach	Bears Opp
S28 @ Green Bay Packers	L 20 29
O 5 @ Chicago Cardinals	L 7 31
O 12 Philadelphia Eagles	W 40 7
O 19 Detroit Lions	W 33 24
O26 @ Washington Redskins	W 56 20
N 2 @ Boston Yanks	W 28 24
N 9 Green Bay Packers	W 20 17
N 16 @ Los Angeles Rams	W 41 21
N23 Pittsburgh Steelers	W 49 7
N27 @ Detroit Lions	W 34 14
D 7 Los Angeles Rams	L 14 17
D 14 Chicago Cardinals	L 21 30
	363 241

1948 (10-2, .833)

George S. Halas - Coach	Bears Opp
S26 @ Green Bay Packers	W 45 7
O 4 @ Chicago Cardinals	W 28 17
O 10 Los Angeles Rams	W 42 21
O 17 Detroit Lions	W 28 0
O24 @ Philadelphia Eagles	L 7 12
O 31 New York Giants	W 35 14
N 7 @ Los Angeles Rams	W 21 6
N 14 Green Bay Packers	W 7 6
N 21 @ Boston Yanks	W 51 17
N28 Washington Redskins	W 48 13
D 5 @ Detroit Lions	W 42 14
D 12 Chicago Cardinals	L 21 24
	375 151

1942 (11-0, 1.000)

George S. Halas - Coach	Bears Opp
S27 @ Green Bay Packers	W 44 28
O 4 @ Cleveland Rams	W 21 7
O 11 Chicago Cardinals	W 41 14
O 18 New York Giants	W 26 7
O25 Philadelphia Eagles	W 45 14
Heartley "Hunk" Anderson,	
Luke Johnsos - Coaches	
N 1 Detroit Lions	W 16 0
N 8 @ Brooklyn Dodgers	W 35 0
N 15 Green Bay Packers	W 38 7
N22 @ Detroit Lions	W 42 0
N29 Cleveland Rams	W 47 0
D 6 @ Chicago Cardinals	W 21 7
	376 84

PLAYOFFS

D 13 @ Wash. Redskins	L 6 14
-----------------------	--------

Black box indicates World Championship.

ALL-TIME RESULTS

1949 (9-3, .750)

George S. Halas - Coach	Bears Opp
S25 @ Green Bay Packers	W 17 0
O 2 @ Chicago Cardinals	W 17 7
O 9 Los Angeles Rams	L 16 31
O 16 Philadelphia Eagles	W 38 21
O23 @ New York Giants	L 28 35
O30 @ Los Angeles Rams	L 24 27
N 6 Green Bay Packers	W 24 3
N13 Detroit Lions	W 27 24
N20 @ Washington Redskins	W 31 21
N24 @ Detroit Lions	W 28 7
D 4 Pittsburgh Steelers	W 30 21
D 11 Chicago Cardinals	W 52 21
	332 218

1950 (9-3, .750)

George S. Halas - Coach	Bears Opp
S 17 @ Los Angeles Rams	W 24 20
S24 @ San Francisco 49ers	W 32 20
O 1 @ Green Bay Packers	L 21 31
O 8 Chicago Cardinals	W 27 6
O 15 Green Bay Packers	W 28 14
O29 @ New York Yanks	L 27 38
N 5 @ Detroit Lions	W 35 21
N12 New York Yanks	W 28 20
N19 San Francisco 49ers	W 17 0
N26 Los Angeles Rams	W 24 14
D 3 @ Chicago Cardinals	L 10 20
D 10 Detroit Lions	W 6 3
	279 207

PLAYOFFS

D 17 @ Los Angeles Rams	L 14 24
-------------------------	---------

1951 (7-5, .583)

George S. Halas - Coach	Bears Opp
S30 @ Green Bay Packers	W 31 20
O 7 @ Chicago Cardinals	L 14 28
O 14 New York Yanks	W 24 21
O 21 San Francisco 49ers	W 13 7
O28 @ Detroit Lions	W 28 23
N 4 @ Washington Redskins	W 27 0
N 11 Detroit Lions	L 28 41
N18 Green Bay Packers	W 24 13
N25 @ Cleveland Browns	L 21 42
D 2 Los Angeles Rams	L 17 42
D 9 @ New York Yanks	W 45 21
D 16 Chicago Cardinals	L 14 24
	286 282

1952 (5-7, .416)

George S. Halas - Coach	Bears Opp
S28 @ Green Bay Packers	W 24 14
O 5 @ Chicago Cardinals	L 10 21
O 12 Dallas Texans	W 38 20
O 19 San Francisco 49ers	L 16 40
O26 @ Los Angeles Rams	L 7 31
N 2 @ San Francisco 49ers	W 20 17
N 9 Green Bay Packers	L 28 41

N 16 Los Angeles Rams	L 24 40
N23 Detroit Lions	W 24 23
N27 @ Dallas Texans	L 23 27
D 7 @ Detroit Lions	L 21 45
D 14 Chicago Cardinals	W 10 7
	245 326

1953 (3-8-1, .273)

George S. Halas - Coach	Bears Opp
S27 @ Baltimore Colts	L 9 13
O 4 @ Green Bay Packers	W 17 13
O 11 Baltimore Colts	L 14 16
O 18 San Francisco 49ers	L 28 35
O25 @ Los Angeles Rams	L 24 28
N 1 @ San Francisco 49ers	L 14 24
N 8 Green Bay Packers	T 21 21
N15 @ Washington Redskins	W 27 24
N22 Detroit Lions	L 16 20
N29 Los Angeles Rams	W 24 21
D 6 @ Detroit Lions	L 7 13
D 13 Chicago Cardinals	L 17 24
	218 252

1954 (8-4, .667)

George S. Halas - Coach	Bears Opp
S26 @ Detroit Lions	L 23 48
O 3 @ Green Bay Packers	W 10 3
O 10 Baltimore Colts	W 28 9
O 17 San Francisco 49ers	L 24 31
O24 @ Los Angeles Rams	L 38 42
O 31 @ San Francisco 49ers	W 31 27
N 7 Green Bay Packers	W 28 23
N14 Cleveland Browns	L 10 39
N 21 @ Baltimore Colts	W 28 13
N28 Los Angeles Rams	W 24 13
D 5 @ Chicago Cardinals	W 29 7
D 12 Detroit Lions	W 28 24
	301 279

1955 (8-4, .667)

George S. Halas - Coach	Bears Opp
S25 @ Baltimore Colts	L 17 23
O 2 @ Green Bay Packers	L 3 24
O 9 San Francisco 49ers	L 19 20
O 16 Baltimore Colts	W 38 10
O23 @ San Francisco 49ers	W 34 23
O30 @ Los Angeles Rams	W 31 20
N 6 Green Bay Packers	W 52 21
N13 Los Angeles Rams	W 24 3
N20 @ Detroit Lions	W 24 14
N27 @ Chicago Cardinals	L 14 53
D 4 Detroit Lions	W 21 20
D 11 Philadelphia Eagles	W 17 10
	294 241

1956 (9-2-1, .818)

John "Paddy" Driscoll - Coach	Bears Opp
S30 @ Baltimore Colts	L 21 28
O 7 @ Green Bay Packers	W 37 21
O 14 San Francisco 49ers	W 31 7
O 21 Baltimore Colts	W 58 27
O28 @ San Francisco 49ers	W 38 21
N 4 @ Los Angeles Rams	W 35 24
N 11 Green Bay Packers	W 38 14
N 18 Los Angeles Rams	W 30 21
N25 @ New York Giants	T 17 17
D 2 @ Detroit Lions	L 10 42
D 9 Chicago Cardinals	W 10 3
D 16 Detroit Lions	W 38 21
	363 246

PLAYOFFS

D30 @ New York Giants	L 7 47
-----------------------	--------

1957 (5-7, .417)

John "Paddy" Driscoll - Coach	Bears Opp
S29 @ Green Bay Packers	L 17 21
O 5 @ Baltimore Colts	L 10 21
O 13 San Francisco 49ers	L 17 21
O20 Los Angeles Rams	W 34 26
O27 @ San Francisco 49ers	L 17 21
N 3 @ Los Angeles Rams	W 16 10
N 10 Green Bay Packers	W 21 14
N 17 Baltimore Colts	L 14 29
N24 @ Detroit Lions	W 27 7
D 1 Washington Redskins	L 3 14
D 8 @ Chicago Cardinals	W 14 6
D 15 Detroit Lions	L 13 21
	203 211

1958 (8-4, .667)

George S. Halas - Coach	Bears Opp
S27 @ Green Bay Packers	W 34 20
O 4 @ Baltimore Colts	L 38 51
O 12 San Francisco 49ers	W 28 6
O 19 Los Angeles Rams	W 31 10
O26 @ San Francisco 49ers	W 27 14
N 2 @ Los Angeles Rams	L 35 41
N 9 Green Bay Packers	W 24 10
N 16 Baltimore Colts	L 0 17
N23 @ Detroit Lions	W 20 7
N30 @ Pittsburgh Steelers	L 10 24
D 7 Chicago Cardinals	W 30 14
D 14 Detroit Lions	W 21 16
	298 230



CHICAGO BEARS ALL-TIME RESULTS

1959 (8-4, .667)

George S. Halas - Coach	Bears	Opp
S27 @ Green Bay Packers	L	6 9
O 3 @ Baltimore Colts	W	26 21
O 11 Los Angeles Rams	L	21 28
O 18 Baltimore Colts	L	7 21
O25 @ San Francisco 49ers	L	17 20
N 1 @ Los Angeles Rams	W	26 21
N 8 Green Bay Packers	W	28 17
N 15 San Francisco 49ers	W	14 3
N22 @ Detroit Lions	W	24 14
N29 @ Chicago Cardinals	W	31 7
D 6 Pittsburgh Steelers	W	27 21
D 13 Detroit Lions	W	25 14
	252	196

1960 (5-6-1, .455)

George S. Halas - Coach	Bears	Opp
S25 @ Green Bay Packers	W	17 14
O 2 @ Baltimore Colts	L	7 42
O 9 Los Angeles Rams	W	34 27
O 16 San Francisco 49ers	W	27 10
O23 @ Los Angeles Rams	T	24 24
O30 @ San Francisco 49ers	L	7 25
N 13 Baltimore Colts	L	20 24
N20 Detroit Lions	W	28 7
N27 Dallas Cowboys	W	17 7
D 4 Green Bay Packers	L	13 41
D 11 @ Cleveland Browns	L	0 42
D 18 @ Detroit Lions	L	0 36
	194	299

1961 (8-6, .571)

George S. Halas - Coach	Bears	Opp
S 17 @ Minnesota Vikings	L	13 37
S23 @ Los Angeles Rams	W	21 17
O 1 @ Green Bay Packers	L	0 24
O 8 @ Detroit Lions	W	31 17
O 15 Baltimore Colts	W	24 10
O22 San Francisco 49ers	W	31 0
O29 @ Baltimore Colts	W	21 20
N 5 @ Philadelphia Eagles	L	14 16
N 12 Green Bay Packers	L	28 31
N 19 @ San Francisco 49ers	L	31 41
N26 Los Angeles Rams	W	28 24
D 3 Detroit Lions	L	15 16
D 10 Cleveland Browns	W	17 14
D 17 Minnesota Vikings	W	52 35
	326	302

1962 (9-5, .643)

George S. Halas - Coach	Bears	Opp
S 16 @ San Francisco 49ers	W	30 14
S23 @ Los Angeles Rams	W	27 23
S30 @ Green Bay Packers	L	0 49
O 7 @ Minnesota Vikings	W	13 0
O 14 San Francisco 49ers	L	27 34
O 21 Baltimore Colts	W	35 15
O28 @ Detroit Lions	L	3 11
N 4 Green Bay Packers	L	7 38
N 11 Minnesota Vikings	W	31 30
N 18 @ Dallas Cowboys	W	34 33
N25 @ Baltimore Colts	W	57 0
D 2 New York Giants	L	24 26
D 9 Los Angeles Rams	W	30 14
D 16 Detroit Lions	W	3 0
	321	287

1963 (11-1-2, .917)

George S. Halas - Coach	Bears	Opp
S 15 @ Green Bay Packers	W	10 3
S22 @ Minnesota Vikings	W	28 7
S29 @ Detroit Lions	W	37 21
O 6 Baltimore Colts	W	10 3
O 13 @ Los Angeles Rams	W	52 14
O20 @ San Francisco 49ers	L	14 20
O27 Philadelphia Eagles	W	16 7
N 3 @ Baltimore Colts	W	17 7
N 10 Los Angeles Rams	W	6 0
N 17 Green Bay Packers	W	26 7
N24 @ Pittsburgh Steelers	T	17 17
D 1 Minnesota Vikings	T	17 17
D 8 San Francisco 49ers	W	27 17
D 15 Detroit Lions	W	24 14
	301	154

PLAYOFFS

D29 New York Giants	W	14 10
---------------------	---	-------

1964 (5-9, .357)

George S. Halas - Coach	Bears	Opp
S 13 @ Green Bay Packers	L	12 23
S20 @ Minnesota Vikings	W	34 28
S27 @ Baltimore Colts	L	0 52
O 4 @ San Francisco 49ers	L	21 31
O 11 Los Angeles Rams	W	38 17
O 18 Detroit Lions	L	0 10
O25 @ Washington Redskins	L	20 27
N 1 Dallas Cowboys	L	10 24
N 8 Baltimore Colts	L	24 40
N 15 @ Los Angeles Rams	W	34 24
N22 San Francisco 49ers	W	23 21
N26 @ Detroit Lions	W	27 24
D 5 Green Bay Packers	L	3 17
D 13 Minnesota Vikings	L	14 41
	260	379

Black box indicates World Championship.

CHAMPIONSHIP LEADERS

The Chicago Bears rank second in the NFL in champions won with nine, trailing the Green Bay Packers who have earned 13 world championships. Both the Bears and Packers fall short of championships won by teams in various other sports, breakdown below:

Total Championship Leaders

Major League Baseball (MLB)

New York Yankees (27)

National Basketball Association (NBA)

Boston Celtics (17)

National Hockey League (NHL)

Montreal Canadiens (24)

National Football League (NFL)

Green Bay Packers (13)

NFL Championship Leaders

Green Bay Packers	13
Chicago Bears	9
New York Giants	8
Pittsburgh Steelers	6
Dallas Cowboys	5
San Francisco 49ers	5
Washington Redskins	5

1965 CHICAGO BEARS STATISTICS

Record: 9-5, .643**3rd Place, Western Conf.****Head Coach: George S. Halas**

09/19 L 24-52	at San Francisco	33,211
09/25 L 28-30	at L.A. Rams	36,359
10/03 L 14-23	at Green Bay	50,852
10/10 W 31-6	L.A. RAMS	45,760
10/17 W 45-37	at Minnesota	47,426
10/24 W 38-3	DETROIT	45,658
10/31 W 31-10	GREEN BAY	45,664
11/07 L 21-26	BALTIMORE	45,656
11/14 W 34-13	ST. LOUIS	45,663
11/21 W 17-10	at Detroit	51,499
11/28 W 35-14	at N.Y. Giants	62,933
12/05 W 13-0	at Baltimore	60,238
12/12 W 61-20	SAN FRANCISCO	46,278
12/19 L 17-24	MINNESOTA	46,604

	Bears	Opp.
TOTAL FIRST DOWNS	257	244
Rushing	132	87
Passing	110	136
Penalty	15	21
3rd Down: Made/Att	NA	NA
3rd Down Pct.	NA	NA
4th Down: Made/Att	NA	NA
4th Down Pct.	NA	NA
TOTAL NET YARDS	4897	4268
Avg. Per Game	350	305
Total Plays	870	884
Avg. Per Play	5.6	4.8
NET YARDS RUSHING	2131	1530
Avg. Per Game	152.2	109.3
Total Rushes	479	400
NET YARDS PASSING	2766	2738
Avg. Per Game	197.6	195.6
Sacked/Yards Lost	30/254	40/348
Gross Yards	3020	3086
Att./Completions	361/201	444/217
Completion Pct.	55.7	48.9
Had Intercepted	12	20
PUNTS/AVERAGE	58/42.7	65/42.3
NET PUNTING AVG.	NA	NA
PENALTIES/YARDS	96/826	68/611
FUMBLES	33	33
TOUCHDOWNS	54	33
Rushing	27	11
Passing	22	18
Returns	5	4

PASSING	Att	Cmp	Yds	Cmp%	Yd/Att	TD	TD%	Int	Int%	Lg	Sack/Lost	Rating
Bukich	312	176	2641	56.4	8.46	20	6.4	9	2.9	80t	25/214	93.7
Wade	41	20	204	48.8	4.98	0	0.0	2	4.9	29	5/40	43.1
Bull	3	2	63	66.7	21.00	0	0.0	0	0.0	54	0/0	109.7
Sayers	3	2	53	66.7	17.67	1	33.3	1	33.3	27	0/0	109.7
Arnett	2	1	59	50.0	29.50	1	50.0	0	0.0	59t	0/0	135.4
BEARS	361	201	3020	55.7	8.37	22	6.1	12	3.3	80t	30/254	89.8
OPPONENTS	444	217	3086	48.9	6.17	18	4.1	20	4.5	NA	40/348	63.3

Score by Period	1	2	3	4	Tot
BEARS	64	99	93	153	409
OPPONENTS	35	90	64	86	269

SCORING	TDs:Ru-Pa-R K-PAT	FG	S	Pts
Sayers	22 14 6 2	0	0	132
Leclerc	0 0 0 0 52/52	11/26	0	85
Arnett	5 5 0 0	0	0	30
Bull	4 3 1 0	0	0	24
J. Jones	4 0 4 0	0	0	24
J. Morris	4 0 4 0	0	0	24
Bukich	3 3 0 0	0	0	18
Gordon	3 0 3 0	0	0	18
Bivins	2 0 2 0	0	0	12
Ditka	2 0 2 0	0	0	12
Livingston	2 2 0 0	0	0	12
Taylor	1 0 0 1	0	0	6
McRae	1 0 0 1	0	0	6
Whitsell	1 0 0 1	0	0	6
BEARS	54 27 22 5 52/52	11/26	0	409
OPPONENTS	33 15 18 0 30/33	15/24	1	275

RUSHING	No	Yds	Avg	Lg	TD
Sayers	166	867	5.2	61t	14
Bull	91	417	4.6	33t	3
Arnett	102	363	3.6	24t	5
Livingston	63	363	5.8	30	2
Marconi	19	47	2.5	10	0
Bukich	28	33	1.2	24	3
Wade	5	18	3.6	16	0
J. Jones	2	13	6.5	7	0
Gordon	2	10	5.0	6	0
Kurek	1	0	0.0	0	0
BEARS	479	2131	4.4	61t	27
OPPONENTS	400	1530	3.8	NA	15

RECEIVING	No	Yds	Avg	Lg	TD
J. Morris	53	846	15.9	80t	4
Ditka	36	454	12.6	44	2
Sayers	29	507	17.5	80t	6
J. Jones	21	350	16.7	54	4
Bull	16	186	11.6	41	1
Gordon	13	279	21.5	51	3
Livingston	12	134	11.2	30	0
Arnett	12	114	9.5	30	0
Bivins	4	108	27.0	52t	2
Marconi	4	43	10.8	29	0
Martin	1	-1	-1.0	-1	0
BEARS	201	3020	10.0	80t	22
OPPONENTS	150	3086	14.9	77	18

PUNTING	No	Yds	Avg	Net	TB	In	Lg	B
Green	58	2479	42.7					66
BEARS	58	2479	42.7					66
OPPONENTS	65	2750	42.3					NA

INTS	No	Yds	Avg	Lg	TD
Butkus	5	84	16.8	38	0
McRae	4	116	29.0	89t	1
Whitsell	4	67	16.8	32	1
Petitbon	2	22	11.0	18	0
Fortunato	2	0	0.0	0	0
Evey	1	15	15.0	15	0
Taylor	1	3	3.0	3	0
Atkins	1	0	0.0	0	0
BEARS	20	307	15.4	89t	2
OPPONENTS	12	219	18.3	NA	NA

KO RETURNS	No	Yds	Avg	Lg	TD
Sayers	21	660	31.4	96t	1
Gordon	14	242	17.3	41	0
Arnett	5	150	30.0	77	0
Livingston	2	66	33.0	66	0
Smith	1	17	17.0	17	0
Kurek	1	11	11.0	11	0
Leclerc	1	0	0.0	0	0
BEARS	52	1132	21.8	96t	1
OPPONENTS	38	921	24.3	86	1

PUNT RET.	Ret	FC	Yds	Avg	Lg	TD
Sayers	16	9	238	14.9	85t	1
Arnett	11	4	52	4.7	22	0
Smith	1	0	2	2.0	2	0
Gordon	1	0	-3	-3.0	-3	0
BEARS	29	13	289	9.9	85t	1
OPPONENTS	22	14	123	5.6	NA	NA

RETIRED NUMBERS

The Bears have retired 13 jersey numbers, most in the NFL and two behind baseball's New York Yankees with 15.

Both clubs are short of the NBA's Boston Celtics 21 retired numbers.

3	Bronko Nagurski, RB-T
5	George McAfee, RB-DB
7	George Halas, E
28	Willie Galimore, RB
34	Walter Payton, RB
40	Gale Sayers, RB
41	Brian Piccolo, RB

42	Sid Luckman, QB
51	Dick Butkus, LB
56	Bill Hewitt, E
61	Bill George, LB
66	Clyde "Bulldog" Turner, C-LB
77	Harold "Red" Grange, RB-DB



1966 CHICAGO BEARS STATISTICS

Record: 5-7-2, .429**5th Place, Western Conf.****Head Coach: George S. Halas**

09/11	L	3-14	at Detroit	52,225
09/16	L	17-31	at L.A. Rams	58,916
10/02	W	13-10	at Minnesota	47,426
10/09	W	27-17	BALTIMORE	47,452
10/16	L	0-17	GREEN BAY	48,573
10/23	W	17-10	L.A. RAMS	47,475
10/31	L	17-24	at St. Louis	49,516
11/06	T	10-10	DETROIT	47,041
11/13	T	30-30	SAN FRANCISCO	47,079
11/20	L	6-13	at Green Bay	50,861
11/27	W	23-6	ATLANTA	44,777
12/04	L	16-21	at Baltimore	60,238
12/11	L	14-41	at San Francisco	37,170
12/18	W	41-28	MINNESOTA	45,191

	Bears	Opp.
TOTAL FIRST DOWNS	196	239
Rushing	96	102
Passing	85	116
Penalty	15	21
3rd Down: Made/Att	44/182	67/198
3rd Down Pct.	24.2	33.8
4th Down: Made/Att	5/13	8/14
4th Down Pct.	38.5	57.1
TOTAL NET YARDS	3699	3971
Avg. Per Game	264.2	283.6
Total Plays	801	872
Avg. Per Play	4.6	4.6
NET YARDS RUSHING	1927	1604
Avg. Per Game	137.6	114.6
Total Rushes	463	466
NET YARDS PASSING	1772	2367
Avg. Per Game	140.4	170.5
Sacked/Yards Lost	29/244	29/233
Gross Yards	2016	2600
Att./Completions	338/159	406/202
Completion Pct.	47.0	49.8
Had Intercepted	15	23
PUNTS/AVERAGE	80/41.9	71/42.4
NET PUNTING AVG.	37.9	39.9
PENALTIES/YARDS	80/714	71/686
FUMBLES/BALL LOST	26/12	35/23
TOUCHDOWNS	26	34
Rushing	12	13
Passing	10	13
Returns	4	8

Score by Period	1	2	3	4	Tot
BEARS	75	57	26	76	234
OPPONENTS	59	79	62	72	272

SCORING	TDs:Ru-Pa-R	K-PAT	FG	S	Pts
Leclerc	0	0	0	0	24/25 18/30 0 78
Sayers	12	8	2	2	0 72
Jones	5	0	5	0	0 30
Bukich	2	2	0	0	0 12
Ditka	2	0	2	0	0 12
Arnett	1	1	0	0	0 6
Fortunato	1	0	0	1	0 6
Gordon	1	0	1	0	0 6
Kurek	1	1	0	0	0 6
O'Bradovich	1	0	0	1	0 6
BEARS	26	12	10	4	24/25 18/30 0 234
OPPONENTS	34	13	13	8	32/34 12/29 0 272

RUSHING	No	Yds	Avg	Lg	TD
Sayers	229	1231	5.4	58t	8
Bull	100	318	3.2	13	0
Arnett	55	178	3.2	21	1
Kurek	52	179	3.4	12	1
Bukich	18	14	0.8	12t	2
Piccolo	3	12	4.0	5	0
Marconi	3	5	1.6	3	0
Gordon	1	2	2.0	2	0
Rakestraw	1	-5	-5.0	-5	0
Jones	1	-7	-7.0	-7	0
BEARS	463	1927	4.2	58t	12
OPPONENTS	466	1604	3.4	30	13

RECEIVING	No	Yds	Avg	Lg	TD
Sayers	34	447	13.1	80t	2
Ditka	32	378	11.8	30	2
Jones	28	504	18.0	80t	5
Bull	20	174	8.7	28	0
Gordon	15	210	14.0	40t	1
Kurek	10	178	17.8	49	0
Arnett	10	42	4.2	11	0
Morris	5	49	9.9	15	0
Allen	3	28	9.3	14	0
Bivins	2	6	3.0	4	0
BEARS	159	2016	12.4	80t	10
OPPONENTS	202	2600	11.7	84t	13

PASSING	Att	Cmp	Yds	Cmp%	Yd/Att	TD	TD%	Int	Int%	Lg	Sack/Lost	Rating
Bukich	309	147	1858	47.6	6.01	10	3.2	21	6.8	80t	26/211	49.3
Wade	21	9	79	42.9	3.76	0	0.0	1	4.8	14	0/0	33.6
Sayers	6	2	58	33.3	9.67	0	0.0	1	16.7	39	0/0	30.6
Bull	1	1	21	100.0	21.0	0	0.0	0	0.0	21	0/0	118.8
Arnett	1	0	0	00.0	0.0	0	0.0	0	0.0	0	0/0	39.6
Rakestraw	0	0	0	00.0	0.0	0	0.0	0	0.0	0	3/33	0.0
BEARS	338	159	2016	47.0	5.82	10	3.0	23	6.8	80t	29/244	47.0
OPPONENTS	406	202	2600	49.8	5.80	13	3.2	15	3.7	84t	29/233	65.5

PUNTING	No	Yds	Avg	Net	TB	In	Lg	B
Green	80	3358	41.9	37.9	4	12	69	0
BEARS	80	3358	41.9	37.9	4	12	69	0
OPPONENTS	71	3010	42.4	39.9	4	22	70	0

INTS	No	Yds	Avg	Lg	TD
Pettibon	4	34	8.5	20	0
Whitsell	3	44	14.7	21	0
McRae	3	53	17.7	53	0
Taylor	1	15	15.0	15	0
Butkus	1	3	3.0	3	0
Atkins	1	3	3.0	3	0
Fortunato	1	3	3.0	3	0
Gentry	1	0	0.0	0	0
BEARS	15	155	10.3	53	0
OPPONENTS	23	426	18.5	94t	6

KO RETURNS	No	Yds	Avg	Lg	TD
Sayers	23	718	31.2	93t	2
Gordon	19	521	27.4	94	0
Arnett	2	39	19.5	25	0
Butkus	3	32	10.7	18	0
Taylor	1	3	3.0	3	0
Brown	0	28	28.0	28	0
BEARS	48	1341	27.9	94	2
OPPONENTS	49	1055	21.5	80	0

PUNT RET.	Ret	FC	Yds	Avg	Lg	TD
Arnett	15	10	58	3.9	13	0
Sayers	6	11	44	7.3	27	0
Gordon	4	2	-5	-1.3	0	0
BEARS	25	23	97	3.9	27	0
OPPONENTS	46	16	250	5.4	44t	1

BEARS STADIUM RECORD BREAKDOWN

The Bears' regular season combined record at Soldier Field (old and new) stands at 11-119-1. The Bears have also played home games at Normal Park (multiple games, 1920, 1927, 1928); Decatur (1921, victory over Rock Island); Comiskey Park (multiple games, 1922, 1924); DePaul (1925, victory over Hammond); Mills (1930, tie versus Brooklyn); Loyola (1931, victory over Cleveland); Chicago Stadium (1932, victory over Portsmouth); Dyche Stadium (1970, victory over Philadelphia); and Memorial Stadium in Champaign (2002).

- Bears record at Wrigley Field*: 221-89-22 (.699)
- Bears home record at Wrigley Field: 219-89-22 (.697)
- Bears home record at other Chicago sites: 17-7-2 (.692)
- Bears record at Soldier Field (through 2001): 140-96-1 (.593)
- Bears record at Soldier Field (since 2003): 41-23 (.641)
- Bears record at Memorial Stadium (2002): 3-5 (.375)
- Bears regular season combined home record: 420-220-25 (.650)

*Bears played the Cardinals at Wrigley as the visiting team in 1920-21

1967 CHICAGO BEARS STATISTICS

Record: 7-6-1, .538**2nd Place, Central****Head Coach: George S. Halas**

09/17	L	13-41	at Pittsburgh	53,365
09/24	L	10-13	at Green Bay	50,861
10/01	W	17-7	at Minnesota	44,868
10/08	L	3-24	BALTIMORE	47,190
10/15	W	14-13	DETROIT	46,024
10/22	L	0-24	at Cleveland	83,183
10/29	L	17-28	L.A. RAMS	46,073
11/05	W	27-13	at Detroit	55,606
11/12	W	34-7	N.Y. GIANTS	46,223
11/19	W	30-3	ST. LOUIS	47,147
11/26	L	13-17	GREEN BAY	47,513
12/03	W	28-14	at San Francisco	25,613
12/10	T	10-10	MINNESOTA	40,110
12/17	W	23-14	at Atlanta	54,107

	Bears	Opp.
TOTAL FIRST DOWNS	175	215
Rushing	98	91
Passing	62	98
Penalty	15	26
3rd Down: Made/Att	NA	NA
3rd Down Pct.	NA	NA
4th Down: Made/Att	NA	NA
4th Down Pct.	NA	NA
TOTAL NET YARDS	3293	3406
Avg. Per Game	235.2	243.3
Total Plays	757	789
Avg. Per Play	4.4	4.3
NET YARDS RUSHING	1852	1534
Avg. Per Game	132	110
Total Rushes	489	419
NET YARDS PASSING	1441	1875
Avg. Per Game	102.9	133.9
Sacked/Yards Lost	27/232	30/271
Gross Yards	1673	2146
Att./Completions	268/131	370/168
Completion Pct.	48.9	42.6
Had Intercepted	18	28
PUNTS/AVERAGE	79/42.9	77/41.3
NET PUNTING AVG.	NA	NA
PENALTIES/YARDS	98/953	82/782
FUMBLES/BALL LOST	25/14	23/16
TOUCHDOWNS	29	27
Rushing	12	12
Passing	9	14
Returns	8	1

Score by Period	1	2	3	4	Tot
BEARS	68	81	56	34	239
OPPONENTS	41	48	54	75	228

RUSHING	No	Yds	Avg	Lg	TD
Sayers	186	880	4.5	70	7
Piccolo	86	317	3.7	31	0
Concannon	67	279	4.2	31	3
Bull	61	176	2.9	11	0
Kurek	37	112	3.0	13	0
Rakestraw	11	42	3.8	20	2
Livingston	30	41	1.4	6	0
J. Jones	4	19	4.8	24	0
Morris	1	6	6.0	6	0
Gordon	3	-7	-2.3	9	0
Bukich	4	-13	-3.3	2	0
BEARS	489	1852	3.8	70	12
OPPONENTS	419	1534	3.7	-	12

RECEIVING	No	Yds	Avg	Lg	TD
Gordon	31	534	16.8	93	5
Morris	20	231	11.6	31	1
Bull	18	250	13.9	63	1
Sayers	16	126	7.9	32	1
Piccolo	13	103	7.9	25	0
Denney	12	113	9.4	19	0
J. Jones	7	138	19.7	34	0
Livingston	5	62	12.4	38	0
Kurek	5	30	6.0	8	0
R.Jones	3	80	26.6	41	1
Stoepeel	1	6	6.0	6	0
BEARS	131	1673	12.7	93	9
OPPONENTS	168	2146	12.8	-	14

PASSING	Att	Cmp	Yds	Cmp%	Yd/Att	TD	TD%	Int	Int%	Lg	Sack/Lost	Rating
Concannon	186	92	1260	49.5	6.77	6	3.2	14	7.5	93	19/168	50.9
Bukich	33	18	185	54.5	5.61	0	0.0	2	6.1	30	5/42	45.6
Rakestraw	44	21	228	47.7	5.18	3	6.8	2	4.5	34	2/15	67.2
Sayers	5	0	0	0.0	0.0	0	0.0	0	0.0	0	0/0	39.6
Petitbon	0	0	0	0.0	0.0	0	0.0	0	0.0	0	1/7	0.0
BEARS	268	131	1673	48.9	6.24	9	3.4	18	6.7	93	27/232	52.0
OPPONENTS	370	168	2146	45.4	5.80	14	3.8	28	7.6	-	30/271	45.2

INTS	No	Yds	Avg	Lg	TD
B. McRae	5	94	18.8	34	2
Petitbon	5	73	14.6	35	0
R. Taylor	5	19	3.8	10	0
Gentry	4	25	6.3	17	0
Buffone	3	39	13.0	22	0
Cornish	2	10	5.0	6	0
J. Taylor	1	27	27.0	27	0
Butkus	1	24	24.0	24	0
Brown	1	23	23.0	23	0
Amsler	1	0	0.0	0	0
BEARS	28	332	11.9	35	2
OPPONENTS	18	246	13.7	-	1

PUNTING	No	Yds	Avg	Net	TB	In	Lg	B
Green	79	3392	42.9					68 0
BEARS	79	3392	42.9					68 0
OPPONENTS	77	3180	41.3					NA -

KO RETURNS	No	Yds	Avg	Lg	TD
Sayers	16	603	37.7	103t	3
Gordon	16	397	24.8	32	0
Kurek	5	81	16.2	25	0
Dodd	3	34	11.3	24	0
Brown	2	34	17.0	17	0
J. Taylor	1	8	8.0	8	0
Jackson	1	0	0.0	0	0
Kriewald	1	0	0.0	0	0
Kuechenberg	1	0	0.0	0	0
Stoepeel	1	0	0.0	0	0
BEARS	47	1157	24.6	103t	3
OPPONENTS	52	1064	20.5	-	0

PUNT RET.	Ret	FC	Yds	Avg	Lg	TD
Gordon	12	12	82	6.8	43	0
Morris	4	4	24	6.0	15	0
Sayers	3	8	80	26.7	58t	1
Dodd	3	4	8	2.7	6	0
BEARS	22	28	194	8.8	58t	1
OPPONENTS	41	19	168	4.1	-	0

FRANCHISE MOVES

- Detroit Lions.....known as Portsmouth Spartans prior to 1934
- Arizona Cardinals.....played in Chicago 1920-59; played in St. Louis 1960-87; known as Phoenix 1988-93
- Cleveland Browns.....suspended operations in 1996; resumed play in 1999
- Tennessee Titansplayed in Houston 1960-96; retained nickname "Oilers" through 1998
- Indianapolis Coltsplayed in Baltimore prior to 1984
- New England Patriots.....played in Boston prior to 1971
- Philadelphia Eagles.....played as a merged team with Pittsburgh in 1943 (one season only)
- Pittsburgh Steelers.....known as Pirates prior to 1941; merged with Philly for 1943 season and with the Chicago Cardinals (Card-Pitt) in 1944
- Oakland Raidersplayed in Los Angeles 1982-94
- St. Louis Rams.....played in Cleveland 1937-45; in Los Angeles 1946-94
- Washington Redskins.....known as Braves prior to 1933; played in Boston prior to 1937



1968 CHICAGO BEARS STATISTICS

Record: 7-7, .500**2nd Place, NFC Central****Head Coach: Jim Dooley**

09/15 L 28-38	WASHINGTON	41,321
09/22 L 0-42	at Detroit	50,688
09/29 W 27-17	at Minnesota	47,644
10/6 L 7-28	at Baltimore	60,238
10/13 L 10-28	DETROIT	46,996
10/20 W 29-16	at Philadelphia	60,858
10/27 W 26-24	MINNESOTA	46,562
11/03 W 13-10	at Green Bay	50,861
11/10 W 27-19	SAN FRANCISCO	46,978
11/17 L 13-16	ATLANTA	44,214
11/24 L 3-34	DALLAS	46,667
12/01 W 23-17	at New Orleans	78,285
12/08 W 17-16	at L.A. Rams	66,368
12/15 L 27-28	GREEN BAY	46,435

	Bears	Opp
TOTAL FIRST DOWNS	219	240
Rushing	121	102
Passing	78	102
Penalty	20	36
3rd Down: Made/Att	NA	NA
3rd Down Pct.	NA	NA
4th Down: Made/Att	NA	NA
4th Down Pct.	NA	NA
TOTAL NET YARDS	4058	4371
Avg. Per Game	289.9	312.2
Total Plays	857	899
Avg. Per Play	4.7	4.9
NET YARDS RUSHING	2377	1704
Avg. Per Game	169.8	121.7
Total Rushes	500	427
NET YARDS PASSING	1681	2667
Avg. Per Game	135.9	171.7
Sacked/Yards Lost	24/187	30/226
Gross Yards	1868	2893
Att./Completions	343/158	333/172
Completion Pct.	46.1	51.7
Had Intercepted	18	21
PUNTS/AVERAGE	66/38.0	66/40.1
NET PUNTING AVG.	NA	NA
PENALTIES/YARDS	113/1194	91/896
FUMBLES/BALL LOST	28/12	20/16
TOUCHDOWNS	25	43
Rushing	14	17
Passing	10	25
Returns	1	1

PASSING	Att	Cmp	Yds	Cmp%	Yd/Att	TD	TD%	Int	Int%	Lg	Sack/Lost	Rating
Concannon	143	71	715	49.7	5.00	5	3.5	9	6.3	51	9/72	49.7
Carter	122	55	769	45.1	6.30	4	3.3	5	4.1	50	6/45	59.8
Rakestraw	67	30	361	44.7	5.39	1	1.5	7	10.4	80	6/49	27.2
Bukich	7	2	23	28.6	3.29	0	0.0	0	0.0	13	3/21	40.8
Sayers	2	0	0	0.0	0.00	0	0.0	0	0.0	0	0/0	39.6
Kilgore	1	0	0	0.0	0.00	0	0.0	0	0.0	0	0/0	39.6
Bull	1	0	0	0.0	0.00	0	0.0	0	0.0	0	0/0	39.6
BEARS	343	158	1868	46.1	4.90	10	2.9	21	6.1	80	24/187	45.1
OPPONENTS	333	172	2893	51.7	8.01	25	7.5	18	5.4	99t	30/226	81.0

Score by Period	1	2	3	4	Tot
BEARS	68	95	27	60	250
OPPONENTS	68	137	60	68	333

SCORING	TDs:Ru-Pa-R-K-PAT	FG	S	Pts
Percival	0	0	0	0 25/25 36 0 100
Carter	4	4	0	0 0 24
Gordon	4	0	4	0 0 24
Bull	3	3	0	0 0 18
Concannon	2	2	0	0 0 12
Sayers	2	2	0	0 0 12
Piccolo	2	2	0	0 0 12
Denney	2	0	2	0 0 12
Wallace	2	0	2	0 0 12
Turner	2	0	2	0 0 12
Kurek	1	1	0	0 0 6
R. Taylor	1	0	0	0 0 6
BEARS	25	14	10	125/25 25/36 0 250
OPPONENTS	43	17	25	138/40 11/31 0 333

RUSHING	No	Yds	Avg	Lg	TD
Sayers	138	856	6.2	63	2
Bull	107	472	4.4	24	3
Piccolo	123	450	3.7	19	2
Carter	48	265	5.5	31	4
Concannon	28	104	3.7	16	2
Kurek	17	95	5.6	23	1
Wallace	3	29	9.7	18	0
Lyle	4	28	7.0	26	0
Livingston	7	25	3.6	8	0
Hull	12	22	1.8	12	0
Turner	2	16	8.0	14	0
Rakestraw	9	12	1.3	7	0
Green	1	4	4.0	4	0
Denney	1	-1	-1.0	-1	0
BEARS	500	2377	4.8	63	14
OPPONENTS	427	1704	4.0	46	17

RECEIVING	No	Yds	Avg	Lg	TD
Gordon	29	477	16.5	51	4
Piccolo	28	291	10.4	44	0
Denney	23	247	10.7	46	2
Wallace	19	281	14.8	27	2
Bull	17	145	8.5	24	0
Sayers	15	117	7.8	21	0
Turner	14	208	14.9	80	2
Lyle	5	32	6.4	13	0
Kurek	4	50	12.5	23	0
Hull	4	20	5.0	9	0
BEARS	158	1868	10.6	80	10
OPPONENTS	172	2893	15.5	99t	25

PUNTING	No	Yds	Avg	Net	TB	In	Lg	B
Green	27	1142	42.3					58 1
Kilgore	35	1231	35.2					50 2
Lyle	4	144	35.5					39 0

BEARS	66	2508	38.0					58 3
OPPONENTS	66	2640	40.1					63 0

INTS	No	Yds	Avg	Lg	TD
McRae	4	41	10.3	22	0
R. Taylor	3	96	32.0	96t	1
Butkus	3	14	4.7	14	0
Phillips	2	23	11.5	17	0
Pettibon	2	18	9.0	18	0
Buffone	1	21	21.0	21	0
Gentry	1	7	7.0	7	0
Evey	1	6	6.0	6	0
J. Taylor	1	0	0.0	0	0
BEARS	18	226	12.6	96t	1
OPPONENTS	21	260	12.4	50	1

KO RETURNS	No	Yds	Avg	Lg	TD
Turner	20	363	18.2	33	0
Sayers	17	461	27.1	46	0
Childs	8	291	36.4	88	0
Kurek	4	48	12.0	20	0
Gordon	3	97	32.3	37	0
Wallace	3	80	26.7	42	0
Butkus	2	30	15.0	28	0
Kuechenberg	1	0	0.0	0	0
BEARS	58	1370	23.6	88	0
OPPONENTS	54	968	17.9	41	0

PUNT RET.	Ret	FC	Yds	Avg	Lg	TD
Turner	9	17	19	2.1	12	0
Wallace	6	3	27	4.5	9	0
Sayers	2	3	29	14.5	18	0
Gordon	1	1	5	5.0	5	0
Hazelton	1	0	1	1.0	1	0
BEARS	19	24	81	4.3	18	0
OPPONENTS	28	19	120	4.3	40	0

Fgs	1-19	20-29	30-39	40-49	50+
Percival	7/	6/	5/	6/	1/
BEARS	7/	6/	5/	6/	1/
OPPONENTS	2/	2/	4/	3/	0/
Percival:	43, 31, 33, 39, 31, 28, 15, 14, 12, 42, 21, 47, 10, 43, 42, 15, 34, 14, 20, 50, 46, 20, 20, 14, 26				
OPPONENTS:	37,43,30,37,44,38,19,20,21,49,19				

DEFENSE	T	S	A	FF	FR	PD	SA	Int
(Top 9)								
Butkus	127	55	NA	1	NA	NA	NA	3
Buffone	92	34	NA	1	NA	NA	9.0	1
Evey	52	36	NA	0	NA	NA	8.0	1
R. Taylor	47	11	NA	0	NA	NA	NA	3
Phillips	35	20	NA	0	NA	NA	9.0	2
J. Taylor	35	9	NA	1	NA	NA	NA	1
McRae	32	9	NA	0	NA	NA	7.0	4
Johnson	26	19	NA	0	NA	NA	5.0	0
Cornish	23	11	NA	0	NA	NA	NA	0
SACKS:	Buffone 9.0, Phillips 9.0, Evey 8.0, McRae 7.0, Johnson 5.0							
TEAM:	30.0; OPPONENTS:	24.0						

USUAL STARTERS

Offense	Defense
WR..... Dick Gordon	RE..... Lloyd Phillips
LT..... Randy Jackson	RT..... Dick Evey
LG..... George Seals	LT..... John Johnson
C..... Mike Pyle	LE..... Ed O'Bradovich
RG..... James Cadlie	WLB..... James Purnell
RT..... Bob Wetoska	MLB..... Dick Butkus
TE..... Austin Denney	SLB..... Doug Buffone
WR..... Cecil Turner	RCB..... Joe Taylor
QB..... Jack Concannon	LCB..... Bennie McRae
RB..... Gale Sayers	SS..... Richie Pettibon
FB..... Ronnie Bull	FS..... Roosevelt Taylor

Team Stats	Bears	Avg
Total Yards.....	4058	289.9
Rushing Yards.....	2377	169.8
Passing Yards.....	1681	120.1
Points Scored.....	250	17.9

	Opp	Avg
Total Yards.....	4371	312.2
Rushing Yards.....	1704	121.7
Passing Yards.....	2667	190.5
Points Scored.....	333	23.8

1969 CHICAGO BEARS STATISTICS

Record: 1-13, .071

4th Place, NFC Central

Head Coach: Jim Dooley

09/21	L	0-17	at Green Bay	50,861
09/28	L	17-20	at St. Louis	50,039
10/05	L	24-28	at N. Y. Giants	62,583
10/12	L	0-31	MINNESOTA	45,757
10/19	L	7-13	at Detroit	54,732
10/26	L	7-9	L.A. RAMS	45,985
11/02	L	14-31	at Minnesota	47,900
11/09	W	38-7	PITTSBURGH	45,851
11/16	L	31-48	at Atlanta	53,722
11/23	L	21-24	BALTIMORE	45,455
11/30	L	24-28	CLEVELAND	45,050
12/06	L	21-42	at San Francisco	32,826
12/14	L	3-21	GREEN BAY	45,216
12/21	L	3-20	DETROIT	41,879

	Bears	Opp
TOTAL FIRST DOWNS	237	208
Rushing	120	89
Passing	97	98
Penalty	20	21
3rd Down: Made/Att	NA	NA
3rd Down Pct.	NA	NA
4th Down: Made/Att	NA	NA
4th Down Pct.	NA	NA
TOTAL NET YARDS	3568	3881
Avg. Per Game	255	278
Total Plays	901	769
Avg. Per Play	3.9	5.1
NET YARDS RUSHING	2078	1900
Avg. Per Game	148	136
Total Rushes	462	440
NET YARDS PASSING	1490	1981
Avg. Per Game	106	142
Sacked/Yards Lost	55/439	33/258
Gross Yards	1929	2239
Att./Completions	384/193	296/150
Completion Pct.	50.1	50.7
Had Intercepted	21	16
PUNTS/AVERAGE	76/39.0	59/41.7
NET PUNTING AVG.	NA	NA
PENALTIES/YARDS	89/940	66/612
FUMBLES/BALL LOST	27/17	21/11
TOUCHDOWNS	26	43
Rushing	14	17
Passing	11	23
Returns	1	3

PASSING	Att	Cmp	Yds	Cmp%	Yd/Att	TD	TD%	Int	Int%	Lg	Sack/Lost	Rating
Concannon	160	87	783	54.4	4.89	4	2.5	8	5.0	38	14/104	55.3
Douglass	148	68	773	45.9	5.22	5	3.4	8	5.4	48	37/312	50.9
Carter	71	36	343	50.7	4.83	2	2.8	5	7.0	41	3/20	44.5
Green	2	2	30	100.0	15.00	0	0.0	0	0.0	19	0/0	118.8
Bull	1	0	0	0.0	0.00	0	0.0	0	0.0	0	0/0	39.6
Sayers	2	0	0	0.0	0.00	0	0.0	0	0.0	0	1/3	39.6
BEARS	384	193	2929	50.1	5.02	11	2.9	21	5.5	48	55/439	51.7
OPPONENTS	296	150	2239	50.7	7.56	23	7.8	16	5.4	77	33/258	79.2

Score by Period	1	2	3	4	Tot
BEARS	30	86	57	37	210
OPPONENTS	79	88	76	96	339

SCORING	TDs:Ru-Pa-R	K-PAT	FG	S	Pts		
Percival	0	0	0	26/26	8/21	0	50
Sayers	8	8	0	0	0	0	48
Wallace	5	0	5	0	0	0	30
Gordon	4	0	4	0	0	0	24
Piccolo	3	2	1	0	0	0	18
Douglass	2	2	0	0	0	0	12
Concannon	1	1	0	0	0	0	6
Denney	1	0	1	0	0	0	6
Hull	1	1	0	0	0	0	6
Youngblood	1	0	0	1	0	0	6
BEARS	26	14	11	26/26	8/21	0	210
OPPONENTS	43	17	23	42/42	13/27	0	339

RUSHING	No	Yds	Avg	Lg	TD
Sayers	236	1032	4.4	28	8
Douglass	51	408	8.0	39	2
Bull	44	187	4.3	16	0
Piccolo	45	148	3.3	15	2
Hull	29	81	2.8	14	1
Concannon	22	62	2.8	30	1
Montgomery	15	52	3.5	6	0
Gordon	2	28	14.0	22	0
Kurek	8	24	3.0	6	0
Carter	4	19	4.8	11	0
Green	1	17	17.0	17	0
Wallace	4	16	4.0	15	0
Denney	1	4	4.0	4	0
BEARS	462	2078	4.5	39	14
OPPONENTS	440	1900	4.3	80	17

RECEIVING	No	Yds	Avg	Lg	TD
Wallace	47	553	11.8	45	5
Gordon	36	414	11.5	41	4
Denney	22	203	9.2	29	1
Piccolo	17	143	8.4	25	1
Sayers	17	116	6.8	25	0
Bull	14	91	6.5	17	0
Simmons	13	178	13.0	48	0
Hull	12	63	5.3	29	0
Ogden	7	100	14.3	21	0
Kurek	4	30	7.5	13	0
Montgomery	2	8	4.0	6	0
Turner	1	19	19.0	19	0
Lyle	1	11	11.0	11	0
BEARS	193	1929	10.0	48	11
OPPONENTS	150	2239	14.9	77	23

PUNTING	No	Yds	Avg	Net	TB	In	Lg	B
Green	76	2964	39.0				59	0
BEARS	76	2964	39.0				59	0
OPPONENTS	59	2460	41.7				72	

INTS	No	Yds	Avg	Lg	TD
J. Taylor	3	37	12.3	23	0
Daniels	3	37	12.3	32	0
Youngblood	3	22	7.3	22	1
Butkus	2	13	6.5	11	0
Buffone	2	12	6.0	12	0
Lyle	1	10	10.0	10	0
Pride	1	1	1.0	1	0
McRae	1	0	0.0	0	0
BEARS	16	132	8.3	32	1
OPPONENTS	21	NA	NA	44	0

KO RETURNS	No	Yds	Avg	Lg	TD
Sayers	14	339	24.2	52	0
Lyle	11	248	22.5	32	0
Turner	10	326	32.6	74	0
Gordon	6	105	17.5	27	0
Kurek	4	66	16.5	20	0
Butkus	3	28	9.3	28	0
Seals	2	20	10.0	20	0
Holman	1	0	0.0	0	0
Kuechenberg	1	0	0.0	0	0
BEARS	52	1132	21.8	74	0
OPPONENTS	38	921	24.3	86	1

PUNT RET.	Ret	FC	Yds	Avg	Lg	TD
Lyle	12	1	78	6.5	27	0
Piccolo	9	5	43	4.8	15	0
Turner	8	2	32	4.0	12	0
Gordon	1	0	11	11.0	11	0
Sayers	0	1	0	0.0	0	0
BEARS	30	9	164	5.47	27	0
OPPONENTS	28	NA	106	3.75	24	0

FGs	1-19	20-29	30-39	40-49	50+
Percival	1/	3/	4/	0/	0/
BEARS	1/	3/	4/	0/	0/
OPPONENTS	3/	4/	3/	3/	0/
Percival	34,10,37,27,35,21,25,38				
OPPONENTS	32,24,20,46,28,23,11,48,30,17,17,43,31				

DEFENSE (Top 6)	T	S	A	FF	FR	PD	Sa	Int
Buffone	68	NA	NA	NA	NA	NA	3.0	2
Taylor	41	30	11	NA	NA	NA	NA	3
Holman	40	14	26	NA	NA	NA	NA	0
Evay	39	3	36	NA	NA	NA	6.0	0
O'Bradovich	35	14	21	NA	NA	NA	NA	0
McRae	25	20	5	NA	NA	NA	NA	1

SACKS: Evay 6.0, Buffone, 3.0

TEAM 33.0, OPPONENTS 55.0

USUAL STARTERS

Offense	Defense
WR.....Bob Wallace	RE.....Ed O'Bradovich
LT.....Randy Jackson	RT.....Willie Holman
LG.....George Seals	LT.....Frank Cornish
C.....Mike Pyle	LE.....Dick Evay
RG.....James Cadile	WLB.....Rudy Kuechenberg
RT.....Rufus Mayes	MLB.....Dick Butkus
TE.....Austin Denney	SLB.....Doug Buffone
WR.....Dick Gordon	RCB.....Joe Taylor
QB.....Bobby Douglass	LCB.....Bennie McRae
RB.....Gale Sayers	SS.....George Youngblood
FB.....Ronnie Bull	FS.....Dick Daniels

Team Stats	Bears	Avg
Total Yards	3568	254.9
Rushing Yards	2078	148.4
Passing Yards	1490	106.4
Points Scored	210	15.0

	Opp	Avg
Total Yards	3881	277.2
Rushing Yards	1900	135.7
Passing Yards	1981	141.5
Points Scored	339	19.7



1970 CHICAGO BEARS STATISTICS

Record: 6-8, .429**3rd Place, NFC Central****Head Coach: Jim Dooley**

09/19 W 24-16	at N.Y. Giants	62,936
09/27 W 20-16	PHILADELPHIA	53,643
10/05 L 14-28	at Detroit	58,210
10/11 L 0-24	MINNESOTA	45,405
10/18 L 7-20	SAN DIEGO	45,278
10/25 L 10-16	DETROIT	45,632
11/01 W 23-14	at Atlanta	58,850
11/08 L 16-37	SAN FRANCISCO	45,607
11/15 L 19-20	at Green Bay	56,263
11/22 W 31-13	BUFFALO	41,015
11/29 L 20-21	at Baltimore	60,240
12/05 L 13-16	at Minnesota	47,900
12/13 W 35-17	GREEN BAY	44,957
12/20 W 24-3	at New Orleans	63,518

	Bears	Opp
TOTAL FIRST DOWNS	179	234
Rushing	83	83
Passing	76	133
Penalty	20	18
3rd Down: Made/Att	NA	NA
3rd Down Pct.	NA	NA
4th Down: Made/Att	NA	NA
4th Down Pct.	NA	NA
TOTAL NET YARDS	2431	2925
Avg. Per Game	173.6	208.9
Total Plays	908	895
Avg. Per Play	4.0	4.5
NET YARDS RUSHING	1092	1471
Avg. Per Game	78.0	105.1
Total Rushes	353	459
NET YARDS PASSING	2173	2596
Avg. Per Game	135.9	171.7
Sacked/Yards Lost	33/258	42/329
Gross Yards	2431	2925
Att./Completions	422/210	394/233
Completion Pct.	49.8	59.1
Had Intercepted	23	17
POINTS/AVERAGE	84/40.8	87/37.6
NET PUNTING AVG.	NA	NA
PENALTIES/YARDS	NA	NA
FUMBLES/BALL LOST	29/14	27/13
TOUCHDOWNS	28	31
Rushing	3	11
Passing	21	18
Returns	4	2

PASSING	Att	Cmp	Yds	Cmp%	Yd/Att	TD	TD%	Int	Int%	Lg	Sack/Lost	Rating
Concannon	385	194	2130	50.4	5.55	16	4.2	18	4.7	69	24/206	61.5
Douglass	30	12	218	40.0	7.27	4	13.3	3	10.0	53	7/46	65.7
Green	2	2	37	100.0	18.50	0	0.0	0	0.0	34	0/0	118.8
Bull	4	2	46	50.0	11.50	1	25.0	1	25.0	34	0/0	91.7
Nix	1	0	0	0.0	0.00	0	0.0	1	100.0	0	1/2	39.6
Lyle	0	0	0	0.0	0.00	0	0.0	0	0.0	0	1/4	-
BEARS	422	210	2431	49.8	5.76	21	5.0	23	5.5	69	33/258	61.4
OPPONENTS	394	233	2925	59.1	7.42	18	4.6	17	4.3	79	42/329	79.5

Score by Period	1	2	3	4	Tot
BEARS	82	57	37	73	256
OPPONENTS	48	60	82	78	261

SCORING	TDs:Ru-Pa-R	K-PAT	FG	S	Pts	
Percival	0	0	0	28/28/20/34	0 88	
Gordon	13	0	13	0	0 78	
Seymour	4	0	4	0	0 24	
Turner	4	0	4	0	0 24	
Concannon	2	2	0	0	0 12	
Farmer	2	0	2	0	0 12	
Coady	1	0	1	0	0 6	
Ogden	1	0	1	0	0 6	
Shy	1	1	0	0	0 6	
BEARS	28	3	21	4	28/28/20/34	0 256
OPPONENTS	31	11	18	2	27/27/16/29	0 261

RUSHING	No	Yds	Avg	Lg	TD
Montgomery	62	229	3.7	38	0
Shy	79	227	2.9	45	1
Bull	68	214	3.2	28	0
Concannon	42	136	3.2	16	2
Hull	32	99	3.1	13	0
Sayers	23	52	2.3	15	0
Baynham	26	68	2.6	9	0
Kurek	6	24	4.0	11	0
Douglass	7	22	3.1	7	0
Gordon	4	17	4.3	7	0
Green	1	7	7.0	7	0
Turner	3	-3	-1.0	0	0
BEARS	353	1092	3.1	45	3
OPPONENTS	459	1471	3.2	23	11

RECEIVING	No	Yds	Avg	Lg	TD
Gordon	71	1026	14.5	69	13
Farmer	31	496	16.0	60	2
Wallace	15	160	10.7	33	0
Montgomery	14	75	5.4	17	0
Bull	13	60	4.6	17	0
Hull	13	44	3.4	17	0
Baynham	12	43	3.6	13	0
Shy	10	147	14.7	64	0
Hester	7	54	7.7	16	0
Seymour	6	145	24.2	53	4
Coady	6	44	7.3	14	1
Cole	3	47	15.7	34	0
Kurek	3	11	3.7	5	0
Turner	2	43	21.5	34	0
Ogden	1	6	6.0	6	1
Percival	1	19	19.0	19	0
Lyle	1	5	5.0	5	0
Sayers	1	-6	-6.0	-6	0
BEARS	210	2431	10.3	69	21
OPPONENTS	233	2925	11.1	79	18

PUNTING	No	Yds	Avg	Net	TB	In	Lg	B
Green	83	3395	40.9				56	0
Lyle	1	29	29.0				29	0
BEARS	84	3424	40.8				56	0
OPPONENTS	87	3271	37.6				62	

INTS	No	Yds	Avg	Lg	TD
Buffone	4	33	8.3	16	0
Butkus	3	0	0.0	0	0
Taylor	2	18	9.0	18	0
Brupbacher	2	17	8.5	7	0
Clark	1	32	32.0	32	0
Davis	1	0	0.0	0	0
McRae	1	0	0.0	0	0
Seals	1	0	0.0	0	0
BEARS	17	100	5.9	32	0
OPPONENTS	23	NA	NA	43	1

KO RETURNS	No	Yds	Avg	Lg	TD
Smith	28	651	23.2	46	0
Turner	23	752	32.7	96	4
Montgomery	4	69	17.3	21	0
Butkus	1	0	0.0	0	0
BEARS	56	1472	26.3	96	4
OPPONENTS	47	935	19.9	32	0

PUNT RET.	Ret	FC	Yds	Avg	Lg	TD
Smith	33	1	128	3.9	15	0
Cole	14	1	83	5.9	15	0
Lyle	9	3	37	4.1	10	0
Turner	1	0	0	0.0	0	0
BEARS	57	5	246	4.3	15	0
OPPONENTS	40	NA	268	6.7	76	0

Fbs	1-19	20-29	30-39	40-49	50+
Percival	4/	5/	9/	1/	1/
BEARS	4/	5/	9/	1/	1/
OPPONENTS	2/	5/	2/	7/	0/
Percival:	28,17,36,11,30,47,31,36,37,19,23,38,13,31,37,28,27,33,24,50				
OPPONENTS:	25,20,45,42,22,43,49,31,40,17,49,21,23,10,32,47				

DEFENSE	(Top 10)	T	S	A	FF	FR	PD	Sa	Int
Butkus	132	48	84	NA	2	NA	NA	3	
Buffone	90	40	50	NA	0	NA	NA	4	
Caffey	82	41	41	NA	0	NA	NA	0	
Holman	79	31	48	NA	0	NA	12.0	0	
Seals	54	22	32	NA	1	NA	5.0	1	
Clark	44	18	26	NA	0	NA	NA	1	
Staley	42	6	36	NA	0	NA	7.0	0	
McRae	37	10	27	NA	0	NA	NA	1	
Daniels	33	14	19	NA	0	NA	NA	0	
O'Bradovich	27	19	8	NA	0	NA	8.0	0	
SACKS:	Holman 12.0, O'Bradovich 8.0, Staley 7.0, Seals 5.0								

TEAM 42.0, OPPONENTS 33.0

USUAL STARTERS

Offense	Defense	Team Stats	Bears	Avg
WR.....Dick Gordon	RE.....Ed O'Bradovich	Total Yards.....	2431	173.6
LT.....Randy Jackson	RT.....Bill Staley	Rushing Yards.....	1092	78.0
LG.....Glen Holloway	LT.....George Seals	Passing Yards.....	2173	155.2
C.....Bob Hyland	LE.....Willie Holman	Points Scored.....	256	18.3
RG.....James Cadlie	WLB.....Lee Roy Caffey			
TE.....Wayne Mass	MLB.....Dick Butkus			
RT.....Rich Coady	SLB.....Doug Buffone	Total Yards.....	2925	208.9
WR.....George Farmer	RCB.....Joe Taylor	Rushing Yards.....	1471	105.1
QB.....Jack Concannon	LCB.....Bennie McRae	Passing Yards.....	2596	185.4
RB.....Ross Montgomery	SS.....Phil Clark	Points Scored.....	261	18.6
FB.....Ronnie Bull	FS.....Dick Daniels			

1971 CHICAGO BEARS STATISTICS

Record: 6-8, .429**3rd Place, NFC Central****Head Coach: Jim Dooley**

09/19	W	17-15	PITTSBURGH	55,049
09/26	W	20-17	at Minnesota	47,900
10/03	L	3-17	at L.A. Rams	66,957
10/10	W	35-14	NEW ORLEANS	55,049
10/17	L	0-13	at San Francisco	44,133
10/24	W	28-23	at Detroit	54,418
10/31	W	23-19	DALLAS	55,049
11/07	L	14-17	GREEN BAY	55,049
11/14	W	16-15	WASHINGTON	55,049
11/21	L	3-28	DETROIT	55,049
11/29	L	3-34	at Miami	75,312
12/05	L	3-6	at Denver	51,200
12/12	L	10-31	at Green Bay	56,263
12/19	L	10-27	MINNESOTA	55,049

	Bears	Opp
TOTAL FIRST DOWNS	189	234
Rushing	75	99
Passing	99	117
Penalty	15	18
3rd Down: Made/Att	NA	NA
3rd Down Pct.	NA	NA
4th Down: Made/Att	NA	NA
4th Down Pct.	NA	NA
TOTAL NET YARDS	3336	4520
Avg. Per Game	238.3	322.9
Total Plays	857	899
Avg. Per Play	3.9	5.0
NET YARDS RUSHING	1434	2116
Avg. Per Game	102.4	151.4
Total Rushes	365	509
NET YARDS PASSING	1902	2404
Avg. Per Game	135.9	171.7
Sacked/Yards Lost	49/392	28/203
Gross Yards	2294	2607
Att./Completions	443/186	362/192
Completion Pct.	41.9	53.0
Had Intercepted	28	22
PUNTS/AVERAGE	77/40.1	66/40.8
NET PUNTING AVG.	NA	NA
PENALTIES/YARDS	78/746	78/819
FUMBLES/BALL LOST	28/18	36/23
TOUCHDOWNS	20	29
Rushing	6	14
Passing	12	12
Returns	2	3

PASSING	Att	Cmp	Yds	Cmp%	Yd/Att	TD	TD%	Int	Int%	Lg	Sack/Lost	Rating
Douglass	225	91	1164	40.4	5.17	5	2.2	15	6.7	64	30/235	37.0
Nix	137	51	760	37.2	5.55	6	4.4	10	7.3	41	10/91	40.4
Concannon	77	42	334	54.5	4.34	0	0.0	3	3.9	28	8/61	49.4
Shy	1	1	23	100.0	23.00	1	100.0	0	0.0	23	1/5	158.3
Green	2	1	13	50.0	6.50	0	0.0	0	0.0	13	0/0	70.8
Wallace	1	0	0	0.0	0.00	0	0.0	0	0.0	0	0/0	39.6
BEARS	443	186	2294	41.9	5.18	12	2.7	28	6.3	64	49/392	41.3
OPPONENTS	362	192	2607	53.0	7.20	12	3.3	22	6.1	77	28/203	62.0

Score by Period	1	2	3	4	Tot
BEARS	34	57	25	69	185
OPPONENTS	63	96	60	57	276

SCORING	TDs:Ru-Pa-R K-PAT	FG	S	Pts
Percival	0 0 0 0	18/18	15/33	0 63
Farmer	5 0 5 0			0 30
Gordon	5 0 5 0			0 30
Douglass*	3 3 0 0	1/1		0 19
Shy	2 2 0 0			0 12
Wallace	2 0 2 0			0 12
Pinder	1 1 0 0			0 6
Brupbacher	1 0 0 1			0 6
Seals	1 0 0 1			0 6
Butkus**	0 0 0 0	1/1		0 1
BEARS	20 6 12 2	20/20	15/33	0 185

*Douglass conversion on a run

**Butkus conversion on pass from Douglass

RUSHING	No	Yds	Avg	Lg	TD
Shy	116	420	3.6	21	2
Pinder	63	311	4.9	40	1
Douglass	39	284	7.0	30	3
Grabowski	51	149	2.9	9	0
Jo. Moore	29	90	3.1	12	0
Tucker	32	82	2.6	21	0
Sayers	13	38	2.9	9	0
Buffone	1	19	19.0	19	0
Harrison	5	13	2.6	12	0
Nix	9	12	1.3	14	0
Farmer	1	11	11.0	11	0
Concannon	5	5	1.0	2	0
Wallace	1	0	0.0	0	0
BEARS	365	1434	3.9	40	6
OPPONENTS	509	2116	4.1	52	14

RECEIVING	No	Yds	Avg	Lg	TD
Farmer	46	737	16.0	64	5
Gordon	43	610	14.2	45	5
Wallace	27	400	14.8	58	2
Shy	19	163	8.6	25	0
Grabowski	17	100	5.9	25	0
Tucker	11	65	5.9	21	0
Pinder	10	51	5.1	14	0
Seymour	5	75	15.0	21	0
Thomas	3	40	13.3	28	0
Jo. Moore	2	22	11.0	18	0
Harrison	2	18	9.0	12	0
Turner	1	13	13.0	13	0
BEARS	186	2294	12.3	64	12
OPPONENTS	192	2607	13.6	77	12

PUNTING	No	Yds	Avg	Net	TB	In	Lg	B
Green	77	3088	40.1				60	0
BEARS	77	3088	40.1				60	0
OPPONENTS	66	2693	40.8				60	

INTS	No	Yds	Avg	Lg	TD
Ford	5	46	9.2	24	0
Butkus	4	9	2.3	9	0
Taylor	3	69	23.0	39	0
Smith	3	48	16.0	27	0
Buffone	2	27	13.5	18	0
Brupbacher	2	34	17.0	34	0
Lyle	1	29	29.0	29	0
Gunn	1	5	5.0	5	0
Jeter	1	0	0.0	0	0
BEARS	22	267	12.1	39	0
OPPONENTS	28	465	16.6	89	1

KO RETURNS	No	Yds	Avg	Lg	TD
Turner	31	639	20.6	40	0
Smith	26	671	25.8	41	0
Butkus	2	15	7.5	12	0
BEARS	59	1325	22.5	41	0
OPPONENTS	32	818	25.6	102	1

PUNT RET.	Ret	FC	Yds	Avg	Lg	TD
Smith	26	4	194	7.5	43	0
Turner	9	5	63	7.0	21	0
Lyle	1	0	5	5.0	5	0
BEARS	36	9	262	7.4	43	0
OPPONENTS	31	22	172	5.5	38	0

FGs	1-19	20-29	30-39	40-49	50+
Percival	4/	1/	5/	5/	0/
BEARS	4/	1/	5/	5/	0/
OPPONENTS	6/	9/	6/	3/	0/
Percival:	33,45,45,36,44,38,35,15,42,9,41,15,34,12,22				

OPPONENTS: 32,29,42,14,23,9,15,28,49,29,10,22,30,12,37,9,27,43,35,37,33,27,25,27

DEFENSE	(Top 10)	T	S	A	FF	FR	PD	Sa	Int
Butkus	117	68	49	3	3	NA	1.0	4	
Holman	79	38	41	5	2	NA	9.0	0	
Buffone	76	67	9	2	1	NA	1.0	2	
Seals	74	59	15	0	1	NA	8.0	0	
Brupbacher	61	50	11	3	3	NA	0.0	2	
Smith	51	26	25	2	1	NA	0.0	3	
O'Bradovich	49	30	19	2	1	NA	7.0	0	
Ford	47	26	21	2	1	NA	0.0	5	
Taylor	47	13	34	0	1	NA	0.0	3	
Staley	37	20	17	0	1	NA	0.0	0	

SACKS: Holman 9.0, Seals 8.0, O'Bradovich 7.0, McGee 2.0, Buffone 1.0, Butkus 1.0

TEAM 28.0, **OPPONENTS** 49.0

USUAL STARTERS

Offense	Defense
WR..... Dick Gordon	RE..... Ed O'Bradovich
LT..... Randy Jackson	RT..... Bill Staley
LG..... Glen Holloway	LT..... George Seals
C..... Rich Coady	LE..... Willie Holman
RG..... James Cadile	WLB..... Ross Brupbacher
RT..... Steve Wright	MLB..... Dick Butkus
TE..... Bob Wallace	SLB..... Doug Buffone
WR..... George Farmer	RCB..... Joe Taylor
QB..... Bobby Douglass	LCB..... Charlie Ford
RB..... Don Shy	SS..... Ron Smith
FB..... Jim Grabowski	FS..... Jerry Moore

RANKINGS

Team Stats	Bears	Avg	Rank
Total Yards	3336	238.3	-
Rushing Yards	1434	102.4	23
Passing Yards	1902	135.9	18
Points Scored	185	13.2	25

	Opp	Avg	Rank
Total Yards	4520	322.9	-
Rushing Yards	2116	151.6	19
Passing Yards	2404	171.7	20
Points Scored	276	19.7	12



1972 CHICAGO BEARS STATISTICS

Record: 4-9-1, .321

4th Place, NFC Central

Head Coach: Abe Gibron

09/17 L 21-37	ATLANTA	55,701
09/24 T 13-13	L.A. RAMS	55,701
10/01 L 24-38	DETROIT	55,701
10/08 L 17-20	at Green Bay	56,263
10/15 W 17-0	at Cleveland	72,339
10/23 W 13-10	MINNESOTA	55,701
10/29 W 27-10	at St. Louis	50,464
11/05 L 0-14	at Detroit	54,418
11/12 L 17-23	GREEN BAY	55,701
11/19 L 21-34	SAN FRANCISCO	55,701
11/26 L 3-13	CINCINNATI	55,701
12/03 L 10-23	at Minnesota	49,784
12/10 W 21-12	at Philadelphia	65,720
12/17 L 21-28	at Oakland	54,711

	Bears	Opp
TOTAL FIRST DOWNS	190	224
Rushing	124	96
Passing	54	108
Penalty	12	20
3rd Down: Made/Att	62/181	76/192
3rd Down Pct.	34.3	39.6
4th Down: Made/Att	NA	NA
4th Down Pct.	NA	NA
TOTAL NET YARDS	3468	3923
Avg. Per Game	247.7	280.2
Total Plays	773	841
Avg. Per Play	4.5	4.7
NET YARDS RUSHING	2360	1751
Avg. Per Game	168.6	125.1
Total Rushes	536	476
NET YARDS PASSING	1108	2172
Avg. Per Game	79.1	155.1
Sacked/Yards Lost	32/175	23/173
Gross Yards	1283	2345
Att./Completions	205/78	342/180
Completion Pct.	38.0	52.6
Had Intercepted	13	21
PUNTS/AVERAGE	67/41.2	62/41.2
NET PUNTING AVG.	NA	NA
PENALTIES/YARDS	74/574	69/644
FUMBLES/BALL LOST	40/22	37/14
TOUCHDOWNS	27	31
Rushing	15	11
Passing	9	16
Returns	3	4

PASSING	Att	Cmp	Yds	Cmp%	Yd/Att	TD	TD%	Int	Int%	Lg	Sack/Lost	Rating
Douglass	198	75	1246	37.9	6.29	9	4.5	12	6.1	85t	32/175	49.8
Green	2	1	23	50.0	11.50	0	0.0	1	50.0	23	0/0	52.1
Huarte	5	2	14	40.0	2.80	0	0.0	0	0.0	8	0/0	47.9
BEARS	205	78	1283	38.0	6.26	9	4.4	13	6.3	85t	32/175	48.1
OPPONENTS	342	180	2345	52.6	6.86	16	4.7	21	6.1	64t	23/173	64.5

Score by Period	1	2	3	4	Tot
BEARS	35	43	54	93	225
OPPONENTS	76	100	53	46	275

SCORING	TDs:Ru-Pa-R K-PAT	FG	S	Pts
Percival	0 0 0 0 26/26	12/24	0	62
Douglass	8 8 0 0	0	0	48
Thomas	4 0 3 1	0	0	24
Harrison	3 2 1 0	0	0	18
Pinder	3 3 0 0	0	0	18
Farmer	2 0 2 0	0	0	12
Parsons	1 0 1 0	0	0	6
Seymour	1 0 1 0	0	0	6
Lawson	1 1 0 0	0	0	6
Kosins	1 0 1 0	0	0	6
Smith	1 0 0 1	0	0	6
Shy	1 1 0 0	0	0	6
Brupbacher	1 0 0 1	0	0	6
Butkus*	0 0 0 0	1/1	0	1
BEARS	27 15 9 3	27/27	12/24	0 225
OPPONENTS	31 11 16 4	30/31	19/26	1 275

*Butkus conversion from Douglass

RUSHING	No	Yds	Avg	Lg	TD
Douglass	141	968	6.9	75t	8
Harrison	167	622	3.7	19	2
Shy	91	342	3.8	22	1
Pinder	87	300	3.4	19	3
Lawson	33	106	3.2	14	1
Butkus	1	28	28.0	28	0
Thomas	5	13	2.6	8	0
Kosins	3	5	1.7	3	0
Turner	3	0	0.0	11	0
Parsons	1	0	0.0	0	0
Huarte	1	-2	-2.0	-2	0
Seymour	1	-9	-9.0	-9	0
Farmer	2	-13	-6.5	-2	0
BEARS	536	2360	4.4	75t	15
OPPONENTS	476	1751	3.7	45t	11

RECEIVING	No	Yds	Avg	Lg	TD
Thomas	20	365	18.3	44	3
Farmer	14	380	27.1	85t	2
Seymour	10	165	16.5	35t	1
Shy	10	109	10.9	28	0
Lawson	8	120	15.0	40	0
Harrison	8	30	3.8	20	1
Turner	3	71	23.7	36	0
Kosins	2	15	7.5	8	1
Pinder	1	13	13.0	13	0
Wallace	1	9	9.0	9	0
Parsons	1	6	6.0	6t	1
BEARS	78	1283	16.5	85t	9
OPPONENTS	180	2345	13.0	64t	16

PUNTING	No	Yds	Avg	Net	TB	In	Lg	B
Green	67	2758	41.2					58 0
BEARS	67	2758	41.2					58 0
OPPONENTS	62	2668	43.0					64 1

INTS	No	Yds	Avg	Lg	TD
Ford	7	104	14.9	43	0
Taylor	4	0	0.0	0	0
Butkus	2	19	9.5	14	0
Jeter	2	0	0.0	0	0
Lyle	2	52	26.0	35	0
Buffone	1	0	0.0	0	0
Brupbacher	1	11	11.0	11	0
Je. Moore	1	5	5.0	5	0
Smith	1	2	2.0	2	0
BEARS	21	193	9.2	43	0
OPPONENTS	13	104	8.0	NA	1

KO RETURNS	No	Yds	Avg	Lg	TD
Smith	30	924	30.8	94t	1
Turner	16	409	25.6	57	0
Clemons	2	53	26.5	27	0
Holloway	1	28	28.0	28	0
Butkus	1	15	15.0	15	0
Pinder	1	14	14.0	14	0
Horton	1	3	3.0	3	0
Thomas*	0	82	0.0	82t	1
BEARS	52	1528	29.4	94t	2
OPPONENTS	42	1025	24.4	89	0

*Thomas took handoff from Smith at STL (10/29)

PUNT RET.	Ret	FC	Yds	Avg	Lg	TD
Smith	26	3	163	6.3	29	0
Clemons	2	3	15	7.5	10	0
BEARS	28	6	178	6.4	29	0
OPPONENTS	24	26	126	5.3	32	0

FGs	1-19	20-29	30-39	40-49	50+
Percival	6/6	3/4	2/4	1/9	0/1
BEARS	6/6	3/4	2/4	1/9	0/1
OPPONENTS	4/4	7/8	6/8	1/3	1/3
Percival:()	(45N,196,45G)(156,41N)(126,48N,51N)(8G)(216,20G)(30N,126,32G)(35N,49N)(45N,38G)(48N)(9G)(45N,27G)()	(23N,46N)			
OPPONENTS:	(226,39G,36G)(206,45G,47N)(35G)(26G,34N,37G)()	(21G,27N)(55G)()	(51G,21G,21G)()	(14G,39N,39G)(9G,14G,14G,30N)(33G,43N,54N)()	

DEFENSE	(Top 10)	T	S	A	FF	FR	PD	SA	Int
Butkus	190	106	84	NA	4	NA	1.0	2	
Buffone	158	96	62	NA	0	NA	1.0	1	
Brupbacher	122	66	56	NA	1	NA	3.0	1	
Osborne	82	54	28	NA	2	NA	5.0	0	
Ford	64	50	14	NA	1	NA	1.0	7	
Smith	58	44	14	NA	0	NA	0.0	1	
McGee	72	39	33	NA	0	NA	2.0	0	
Taylor	45	38	7	NA	0	NA	0.0	4	
Rice	53	34	19	NA	1	NA	3.0	0	
DeLong	50	28	22	NA	0	NA	3.0	0	
SACKS:	Osborne 5.0, Brupbacher 3.0, DeLong 3.0, Rice 3.0, Gunn 2.0, Horton 2.0, McGee 2.0, Buffone 1.0, Butkus 1.0, Line 1.0								
TEAM	23.0	OPPONENTS	32.0						

USUAL STARTERS											
Offense						Defense					
WR.....Jim Seymour						RE.....Steve DeLong					
LT.....Randy Jackson						RT.....Bill Line					
LG.....Glen Holloway						LT.....Jim Osborne					
C.....Rich Coady						LE.....Tony McGee					
RG.....Bob Newton						WLB.....Ross Brupbacher					
TE.....Bob Asher						MLB.....Dick Butkus					
RT.....Earl Thomas						SLB.....Doug Buffone					
WR.....George Farmer						RCB.....Joe Taylor					
QB.....Bobby Douglass						LCB.....Charlie Ford					
RB.....Cyril Pinder/Don Shy						SS.....Ron Smith					
FB.....Jim Harrison						FS.....Jerry Moore					

RANKINGS			
Team Stats	Bears	Avg	Rank
Total Yards.....	3468.....	247.7.....	-
Rushing Yards.....	2360.....	168.6.....	4
Passing Yards.....	1108.....	79.1.....	26
Points Scored.....	225.....	16.1.....	21
Opp Avg Rank			
Total Yards.....	3923.....	280.2.....	-
Rushing Yards.....	1751.....	125.1.....	8
Passing Yards.....	2172.....	155.1.....	11
Points Scored.....	275.....	19.6.....	15

1973 CHICAGO BEARS STATISTICS

Record: 3-11, .214

4th Place, NFC Central

Head Coach: Abe Gbron

09/16 L 17-20	DALLAS	50,955
09/23 L 13-22	MINNESOTA	52,035
09/30 W 33-14	at Denver	51,159
10/07 L 16-21	at New Orleans	56,561
10/14 L 6-46	at Atlanta	47,342
10/21 L 10-13	NEW ENGLAND	47,643
10/28 W 35-14	HOUSTON	43,755
11/04 W 31-17	at Green Bay	53,231
11/12 L 7-19	at Kansas City	70,664
11/18 L 7-30	DETROIT	48,625
11/25 L 13-31	at Minnesota	46,430
12/02 L 0-26	L.A. RAMS	47,620
12/09 L 7-40	at Detroit	41,729
12/16 L 0-21	GREEN BAY	29,157

	Bears	Opp
TOTAL FIRST DOWNS	193	247
Rushing	97	138
Passing	77	90
Penalty	19	19
3rd Down: Made/Att	68/209	64/196
3rd Down Pct.	32.5	32.7
4th Down: Made/Att	NA	NA
4th Down Pct.	NA	NA
TOTAL NET YARDS	3129	4183
Avg. Per Game	223.5	298.8
Total Plays	848	898
Avg. Per Play	3.7	4.7
NET YARDS RUSHING	1907	2509
Avg. Per Game	136.2	179.2
Total Rushes	496	563
NET YARDS PASSING	1222	1674
Avg. Per Game	87.3	119.6
Sacked/Yards Lost	49/395	32/304
Gross Yards	1617	1978
Att./Completions	303/136	303/156
Completion Pct.	44.9	51.5
Had Intercepted	16	14
PUNTS/AVERAGE	86/39.8	66/40.5
NET PUNTING AVG.	NA	NA
PENALTIES/YARDS	86/817	77/672
FUMBLES/BALL LOST	40/27	35/19
TOUCHDOWNS	22	37
Rushing	11	19
Passing	8	17
Returns	3	1

PASSING	Att	Cmp	Yds	Cmp%	Yd/Att	TD	TD%	Int	Int%	Lg	Sack/Lost	Rating
Douglass	174	81	1057	46.6	6.07	5	2.9	7	4.0	63	27/215	59.0
Hill	1	1	35	100.0	35.00	0	0.0	0	0.0	35	0/0	118.8
Huff	126	54	525	42.9	4.17	3	2.4	8	6.3	29t	22/180	65
Garrett	1	0	0	0.0	0.00	0	0.0	0	0.0	0	0/0	39.6
Thomas	1	0	0	0.0	0.00	0	0.0	1	100.0	0	0/0	0.0
BEARS	303	136	1617	44.9	5.34	8	2.6	16	5.3	63	49/395	48.5
OPPONENTS	303	156	1978	51.5	6.53	17	5.6	14	4.6	54t	32/304	71.6

Score by Period	1	2	3	4	Tot
BEARS	40	50	58	47	201
OPPONENTS	50	120	75	89	334

SCORING	TDs:Ru-Pa-R	K-PAT	FG	S	Pts		
Roder	0	0	0	11/11	8/16	0	35
Douglass	5	5	0	0	0	0	30
Garrett	5	5	0	0	0	0	30
Percival	0	0	0	10/11	6/8	0	28
Thomas	4	0	4	0	0	0	24
Harrison	3	1	2	0	0	0	18
Hill	2	0	0	2	0	0	12
Butkus	1	0	0	1	0	0	6
Farmer	1	0	1	0	0	0	6
Parsons	1	0	1	0	0	0	6

RUSHING	No	Yds	Avg	Lg	TD
Garrett	175	655	3.8	35	5
Douglass	94	525	5.6	42	5
Harrison	100	370	3.7	17	1
Moore	58	191	3.3	25	0
Lawson	24	70	2.9	12	0
Kosins	24	65	2.7	7	0
Huff		11	22	2.0	8
Farmer	1	8	8.0	8	0
Sanderson	3	8	2.7	6	0
Thomas	1	5	5.0	5	0
Parsons	2	2	1.0	5	0
Hill	3	-14	-4.7	5	0
BEARS	496	1907	3.8	42	11
OPPONENTS	563	2509	4.5	53	19

RECEIVING	No	Yds	Avg	Lg	TD
Thomas	24	343	14.3	38	4
Garrett	23	292	12.7	39	0
Harrison	21	200	9.5	44t	2
Farmer	15	219	14.6	25	1
Cotton	13	186	14.3	63	0
Hill	10	119	11.9	18	0
Lawson	9	60	6.7	21	0
Reynolds	7	127	18.1	30	0
Sanderson	5	23	4.6	9	0
Kosins	4	8	2.0	10	0
Moore	3	17	5.7	6	0
Parsons	2	23	11.5	17	1
BEARS	136	1617	11.9	63	8
OPPONENTS	156	1978	12.7	54t	17

PUNTING	No	Yds	Avg	Net	TB	In	Lg	B
Green	82	3321	40.5					62 0
Parsons	4	106	26.5					33 0
BEARS	86	3427	39.8					62 0
OPPONENTS	66	2671	40.5					63 0

INTS	No	Yds	Avg	Lg	TD
Lyle	5	62	12.4	24	0
Buffone	3	22	7.3	22	0
Ford	2	50	25.0	41	0
Clemmons	2	30	15.0	30	0
Butkus	1	0	0.0	0	0
Ellis	1	12	12.0	12	0
BEARS	14	176	12.6	41	0
OPPONENTS	16	NA	20.9	NA	1

KO RETURNS	No	Yds	Avg	Lg	TD
Hill	27	637	23.6	95t	1
Garrett	16	486	30.4	67	0
Turner	8	127	15.9	84	0
Sanderson	2	44	22.0	25	0
Cotton	2	15	7.5	13	0
Parsons	2	15	7.5	15	0
Thomas*	0	12	0.0	12	0
Holloway	1	8	8.0	8	0
Osborne	1	0	0.0	0	0
BEARS	59	1344	22.8	95t	1
OPPONENTS	33	813	24.7	84	0

* Thomas took handoff from Hill at (10/7)

PUNT RET.	Ret	FC	Yds	Avg	Lg	TD
Hill	36	6	204	5.7	72	1
Moore	1	0	0	0.0	0	0
BEARS	37	6	204	5.5	72	1
OPPONENTS	40	26	294	7.4	42	0

FGs	1-19	20-29	30-39	40-49	50+
Percival	4/4	0/0	2/3	0/1	0/0
Roder	1/1	2/2	1/3	4/7	0/3
BEARS	5/5	2/2	3/6	4/8	0/3
OPPONENTS	6/6	6/6	8/12	5/12	0/2
Percival:	(33G)	(36G,31G,12G)	(12G,10G)	(10G,45N)	
Roder:	(47N)	(47G,42G)	(56N,17G,40G,28G)	(51N)	
	(30G)	(42N,37N)	(43G,24G,49G)	(39N)	(54N)
OPPONENTS:	(25G,36B,11G)	(41G,48N,25G,14G,11G,35G)	(41N,34N,33N,39N)	(23G,32G,33G)	
	(32G,11G,43N)	(25G)	(47G,17G,43G,42G,51N)	(26G,41N)	(41G,45N)
	(52N,30G,16G,39G,26G)	(36G,37G,48N)	(32N)		

DEFENSE	T	S	A	FF	FR	PD	Sa	Int
Chambers	132	101	31	NA	2	NA	9.0	0
Clemmons	115	91	24	NA	1	NA	0.0	0
Buffone	102	83	19	NA	1	NA	1.0	3
Lyle	88	72	16	NA	1	NA	0.0	5
Butkus	90	64	26	NA	1	NA	0.0	1
Osborne	70	52	18	NA	1	NA	10.0	0
Rives	68	60	8	NA	1	NA	1.0	0
Taylor	67	54	13	NA	0	NA	0.0	0
McGee	61	48	13	NA	4	NA	1.0	0
Clark	54	43	11	NA	1	NA	0.0	0
SACKS:	Osborne 10.0, Chambers 9.0, Tom 5.0, Hrivnak 2.0, Buffone 1.0, Gunn 1.0, Holman 1.0, McGee 1.0, Rice 1.0, Rives 1.0							
TEAM	32.0	OPPONENTS	49.0					

USUAL STARTERS											
Offense						Defense					
WR.....Earl Thomas						RE.....Mel Tom					
LT.....Randy Jackson						RT.....Wally Chambers					
LG.....Glen Holloway						LT.....Jim Osborne					
C.....Rich Coady						LE.....Tony McGee					
RG.....Bob Newton						WLB.....Bob Pifferini					
RT.....Bob Asher						MLB.....Dick Butkus					
TE.....Craig Cotton						SLB.....Doug Buffone					
WR.....George Farmer						RCB.....Joe Taylor					
QB.....Bobby Douglass						LCB.....Charlie Ford					
RB.....Carl Garrett						SS.....Craig Clemmons					
FB.....Jim Harrison						FS.....Garry Lyle					

RANKINGS			
Team Stats	Bears	Avg	Rank
Total Yards.....	3129	223.5	-
Rushing Yards.....	1907	136.2	15
Passing Yards.....	1222	87.3	24
Points Scored.....	195	13.9	24
	Opp	Avg	Rank
Total Yards.....	4183	298.8	-
Rushing Yards.....	2509	179.2	25
Passing Yards.....	1674	119.6	6
Points Scored.....	334	23.9	20



CHICAGO BEARS ALL-TIME RESULTS

1974 CHICAGO BEARS STATISTICS

Record: 4-10, .286

4th Place, NFC Central

Head Coach: Abe Gribbon

09/15 W	17-9	DETROIT	55,202
09/22 L	21-23	N.Y. JETS	55,753
09/29 L	7-11	at Minnesota	46,619
10/06 W	24-10	NEW ORLEANS	55,753
10/13 L	10-13	at Atlanta	58,850
10/21 W	10-9	GREEN BAY	55,753
10/27 L	6-16	at Buffalo	80,024
11/03 L	0-17	MINNESOTA	55,753
11/10 L	3-20	at Green Bay	48,273
11/17 L	0-34	SAN FRANCISCO	55,753
11/24 L	17-34	at Detroit	47,376
12/01 W	16-13	N.Y. GIANTS	55,753
12/08 L	21-28	at San Diego	36,997
12/15 L	0-42	at Washington	54,395

	Bears	Opp
TOTAL FIRST DOWNS	203	231
Rushing	92	104
Passing	96	102
Penalty	15	25
3rd Down: Made/Att	66/218	68/203
3rd Down Pct.	30.3	33.5
4th Down: Made/Att	NA	NA
4th Down Pct.	NA	NA
TOTAL NET YARDS	3200	3818
Avg. Per Game	228.6	272.7
Total Plays	866	873
Avg. Per Play	3.7	4.4
NET YARDS RUSHING	1480	1739
Avg. Per Game	105.7	123.6
Total Rushes	434	519
NET YARDS PASSING	1720	2079
Avg. Per Game	122.9	149.1
Sacked/Yards Lost	36/359	25/171
Gross Yards	2079	2250
Att./Completions	396/185	329/174
Completion Pct.	46.7	52.9
Had Intercepted	22	18
PUNTS/AVERAGE	91/37.7	77/38.5
NET PUNTING AVG.	88/37.0	77/32.2
PENALTIES/YARDS	88/679	74/601
FUMBLES/BALL LOST	35/15	28/14
TOUCHDOWNS	18	33
Rushing	10	17
Passing	8	12
Returns	0	4

Score by Period	1	2	3	4	OT	Tot
BEARS	40	27	34	51	0	152
OPPONENTS	44	102	49	84	0	279

SCORING	TDs:Ru-Pa-R	K-PAT	FG	S	Pts
Roder	0	0	17/18	9/13	0
Rather	3	0	3	0	44
Grandberry	2	2	0	0	12
Huff	2	2	0	0	01
Garrett	2	1	1	0	0
Harrison	1	1	0	0	12
Douglass	1	1	0	0	6
Kosins	1	1	0	0	6
Williams	1	1	0	0	6
C. Taylor	1	1	0	0	6
Hill	1	0	1	0	6
Parsons	1	0	1	0	6
Wade	1	0	1	0	6
Wheeler	1	0	1	0	6
BEARS	18	10	8	0	17/18 9/13 0
OPPONENTS	33	17	12	4	29/33 16/23 2 152

RUSHING	No	Yds	Avg	Lg	TD
Grandberry	144	475	3.3	31	2
Garrett	96	346	3.6	19	1
Douglass	36	229	6.4	17	1
Williams	74	218	2.9	12	1
Harrison	36	94	2.6	16	1
Huff	23	37	1.6	11	2
Kosins	8	30	3.8	12	1
Barnes	1	19	19.0	19	0
C. Taylor	9	18	2.0	9	1
Gagnon	1	15	15.0	15	0
Rather	2	10	5.0	14	0
Hodgins	1	3	3.0	3	0
Rives	1	2	2.0	2	0
Pagac	1	-1	-1.0	-1	0
Wade	1	-15	-15.0	-15	0
BEARS	434	1480	3.4	31	10
OPPONENTS	519	1739	3.4	66	17

RECEIVING	No	Yds	Avg	Lg	TD
Wade	39	683	17.5	73t	1
Grandberry	30	212	7.1	40	0
Rather	29	400	13.8	59	3
Williams	25	167	6.7	13	0
Garrett	16	132	8.3	20	1
Kelly	8	100	12.5	24	0
Hill	7	109	15.6	28	1
Pagac	6	79	13.2	24	0
Wheeler	5	59	11.8	19	1
Farmer	5	45	9.0	17	0
Harrison	5	38	7.6	14	0
Gagnon	4	20	5.0	16	0
C. Taylor	3	23	7.6	8	0
Parsons	2	9	4.5	5	1
Kosins	1	3	3.0	3	0
BEARS	185	2079	11.2	73t	8
OPPONENTS	174	2250	12.9	69	12

PUNTING	No	Yds	Avg	Net	TB	In	Lg	B
Parsons	90	3408	37.8				59	1
Barnes	1	27	27.0				27	0
BEARS	91	3435	37.7				59	1
OPPONENTS	77	2961	38.5				61	0

INTS	No	Yds	Avg	Lg	TD
Clemmons	4	84	21.0	37	0
Lyle	3	57	19.0	36	0
Ellis	3	32	10.7	19	0
Montgomery	2	56	28.0	33	0
Knox	2	26	13.0	21	0
Bryant	2	11	5.5	11	0
J. Taylor	1	27	27.0	27	0
Buffone	1	0	0.0	0	0
BEARS	18	293	16.3	37	0
OPPONENTS	22	225	10.2	44	1

KO RETURNS	No	Yds	Avg	Lg	TD
C. Taylor	27	567	21.0	38	0
Grandberry	22	568	25.8	60	0
Pagac	3	53	17.6	21	0
Gagnon	2	32	16.0	16	0
Van Valkenburg	1	20	20.0	20	0
Gallagher	1	16	16.0	16	0
Kinney	1	0	0.0	0	0
BEARS	57	1256	22.0	69	0
OPPONENTS	35	700	20.0	33	0

PUNT RET.	Ret	FC	Yds	Avg	Lg	TD
Hill	33	NA	183	5.5	15	0
Knox	5	NA	35	7.0	12	0
Van Valkenburg	4	NA	22	5.5	14	0
Hodgins	2	NA	8	4.0	8	0
BEARS	44	NA	248	5.6	15	0
OPPONENTS	58	NA	633	10.9	95t	1

FGs	1-19	20-29	30-39	40-49	50+
Roder	0/0	4/5	3/5	2/3	0/0
BEARS	0/0	4/5	3/5	2/3	0/0
OPPONENTS	0/1	5/6	9/11	2/3	0/2
Roder:(29G)(46N)(1)(30G)(37G)(23G)(42G,28G)(1)(44G,20N,36N)(33N)(38G)(24G)(0)					
OPPONENTS:(53N)(19B,39G)(32G,31N)(23N, 21G)(35G,31G)(34G,33G,36G)(47G,55N,36N,25G, 36G)(23G)(45G,24G)(42B)(22G,32G)(0)(0)					

DEFENSE	Top 100	T	S	A	FF	FR	PD	SA	Int
Buffone	132	98	34	NA	NA	NA	0.0	1	
Clemmons	120	88	32	NA	NA	NA	0.0	4	
Gunn	117	80	37	NA	NA	NA	1.0	0	
Chambers	113	79	34	NA	NA	NA	6.0	0	
Bryant	110	69	41	NA	NA	NA	3.0	2	
Lyle	107	79	28	NA	NA	NA	0.0	3	
Ellis	96	80	16	NA	NA	NA	0.0	3	
Osborne	91	67	24	NA	NA	NA	3.0	0	
J. Taylor	68	51	17	NA	NA	NA	0.0	1	
Rives	65	37	28	NA	NA	NA	1.0	0	
SACKS: Chambers 6.0, Tom 4.0, Osborne 3.0, Bryant 3.0, Harris 2.0, Hrivnak 2.0, Gunn 1.0, Hultz 1.0, Knox 1.0, Rives 1.0, Gallagher 1.0									
TEAM 25.0, OPPONENTS 36.0									

PASSING	Att	Cmp	Yds	Cmp%	Yd/Att	TD	TD%	Int	Int%	Lg	Sack/Lost	Rating
Huff	283	142	1663	50.2	5.88	6	2.1	17	6.0	73t	24/260t	64.0
Douglass	100	41	387	41.0	3.87	2	2.0	4	4.0	40	9/69	42.4
Barnes	9	2	29	22.2	3.22	0	0.0	1	11.1	24	3/30	0.9
Parsons	1	0	0	0.0	0.0	0	0.0	0	0.0	0	0/0	39.6
Hill	1	0	0	0.0	0.0	0	0.0	0	0.0	0	0/0	39.6
Hodgins	1	0	0	0.0	0.0	0	0.0	0	0.0	0	0/0	39.6
Rather	1	0	0	0.0	0.0	0	0.0	0	0.0	0	0/0	39.6
BEARS	396	185	2079	46.7	5.25	8	2.0	22	5.6	73	36/359	46.5
OPPONENTS	329	174	2250	52.9	6.84	12	3.6	18	5.5	69	25/171	64.0

USUAL STARTERS

Offense	Defense
WR.....Charles Wade	RE.....G. Hrivnak / M. Tom
LT.....Lionel Antoine	RT.....Wally Chambers
LG.....Ernie Janet	LT.....Jim Osborne
C.....Rich Coady	LE.....Dave Gallagher
RG.....Bob Newton	WLB.....Jimmy Gunn
TE.....Bob Asher	MLB.....D. Rives / W. Bryant
RT.....Fred Pagac	SLB.....Doug Buffone
WR.....Bo Rather	RCB.....Joe Taylor
QB.....Gary Huff	LCB.....Allan Ellis
RB.....Ken Grandberry	SS.....Craig Clemmons
FB.....Perry Williams	FS.....Garry Lyle

RANKINGS

Team Stats	Bears	Avg	Rank
Total Yards.....	3200.....	228.6.....	-
Rushing Yards.....	1480.....	105.7.....	23
Passing Yards.....	1720.....	122.9.....	23
Points Scored.....	152.....	10.9.....	25
	Opp	Avg	Rank
Total Yards.....	3818.....	272.7.....	-
Rushing Yards.....	1739.....	123.6.....	18
Passing Yards.....	2079.....	149.1.....	19
Points Scored.....	279.....	19.9.....	17

1975 CHICAGO BEARS STATISTICS

Record: 4-10, .286

T-3rd Place, NFC Central

Head Coach: Jack Pardee

09/21 L 7-35	BALTIMORE	54,152
09/28 W 15-13	PHILADELPHIA	54,392
10/05 L 3-28	at Minnesota	48,446
10/12 L 7-27	at Detroit	74,032
10/19 L 3-34	at Pittsburgh	47,579
10/27 L 9-13	MINNESOTA	57,455
11/02 L 13-46	MIAMI	57,455
11/09 W 27-14	GREEN BAY	57,455
11/16 L 3-31	at San Francisco	47,484
11/23 L 10-38	at L.A. Rams	64,979
11/30 L 7-28	at Green Bay	56,267
12/07 W 25-21	DETROIT	53,234
12/14 L 20-34	ST. LOUIS	53,169
12/21 W 42-17	at New Orleans	51,142

	Bears	Opp
TOTAL FIRST DOWNS	190	282
Rushing	74	118
Passing	99	143
Penalty	17	21
3rd Down: Made/Att	53/198	87/222
3rd Down Pct.	26.8	39.2
4th Down: Made/Att	NA	NA
4th Down Pct.	NA	NA
TOTAL NET YARDS	3492	4576
Avg. Per Game	249.4	326.9
Total Plays	829	981
Avg. Per Play	4.2	4.7
NET YARDS RUSHING	1653	2070
Avg. Per Game	118.1	147.9
Total Rushes	441	547
NET YARDS PASSING	1839	2506
Avg. Per Game	131.4	179.0
Sacked/Yards Lost	32/330	35/319
Gross Yards	2169	2825
Att./Completions	356/191	399/208
Completion Pct.	53.7	52.1
Had Intercepted	23	13
PUNTS/AVERAGE	94/39.0	86/41.4
NET PUNTING AVG.	NA	NA
PENALTIES/YARDS	100/881	78/723
FUMBLES/BALL LOST	35/17	29/14
TOUCHDOWNS	22	48
Rushing	11	25
Passing	9	22
Returns	2	1

PASSING	Att	Cmp	Yds	Cmp%	Yd/Att	TD	TD%	Int	Int%	Lg	Sack/Lost	Rating
Avellini	126	67	942	53.2	7.48	6	4.8	11	8.7	57	13/144	57.4
Huff	205	114	1083	55.6	5.28	3	1.5	9	4.4	49	16/1687	
Douglass	20	8	87	40.0	4.35	0	0.0	2	10.0	34	2/13	14.0
Adamie	2	2	57	100.0	28.50	0	0.0	0	0.0	44	1/5	119.0
Grim	1	0	0	0.0	0.00	0	0.0	0	0.0	0	0/0	39.6
Parsons	1	0	0	0.0	0.00	0	0.0	0	0.0	0	0/0	39.6
Payton	1	0	0	0.0	0.00	0	0.0	1	100.0	0	0/0	0.0
BEARS	356	191	2169	53.7	4.74	9	2.5	23	6.5	57	32/330	47.9
OPPONENTS	399	208	2825	52.1	5.92	22	5.5	13	3.3	79	35/319	74.8

Score by Period	1	2	3	4	OT	Tot
BEARS	37	45	49	60	0	191
OPPONENTS	65	137	72	105	0	379

SCORING	TDs	Ru-Pa-R	K-PAT	FG	S	Pts		
B. Thomas	0	0	0	18/22	13/22	0	57	
Payton	7	7	0	0	0	42		
Latta	3	0	3	0	0	18		
Grim	2	0	2	0	0	12		
Rather	2	0	2	0	0	12		
Edwards	1	0	1	0	0	6		
Parsons	1	0	1	0	0	6		
Douglass	1	1	0	0	0	6		
Adamle	1	1	0	0	0	6		
Harper	1	1	0	0	0	6		
Avellini	1	1	0	0	0	6		
Clemons	1	0	1	0	0	6		
Livers	1	0	0	1	0	6		
Hartenstine	0	0	0	0	1	2		
BEARS	22	11	9	2	18/22	13/22	1	191
OPPONENTS	48	25	22	1	47/48	14/18	1	379

RUSHING	No	Yds	Avg	Lg	TD
Payton	196	679	3.5	54	7
Harper	100	453	4.5	32	1
Adamie	94	353	3.8	21	1
Edwards	27	73	2.7	16	0
Douglass	5	34	6.8	18	1
Musso	6	33	5.5	16	0
Rather	4	24	6.0	18	0
Huff	5	7	1.4	10	0
Avellini	4	-3	-0.8	1	1
BEARS	441	1653	3.7	54	11
OPPONENTS	547	2070	3.8	43	25

RECEIVING	No	Yds	Avg	Lg	TD
Rather	39	685	17.6	54	2
Payton	33	213	6.5	40	0
Grim	28	374	13.4	57	2
Harper	27	191	7.1	27	0
Latta	16	202	12.6	34	3
Adamie	15	111	7.4	25	0
Parsons	13	184	14.2	28	1
Edwards	11	86	7.8	14	1
Schubert	5	68	13.6	16	0
Farmer	2	32	16.0	17	0
Jackson	1	17	17.0	17	0
Sevy	1	6	6.0	6	0
BEARS	191	2169	11.4	57	9
OPPONENTS	208	2825	13.6	79	22

PUNTING	No	Yds	Avg	Net	TB	In	Lg	B
Parsons	93	3625	39.0				60	0
Payton	1	39.0	39.0				39	0
BEARS	94	3664	39.0				60	0
OPPONENTS	86	3560	41.4				62	0

INTS	No	Yds	Avg	Lg	TD
Clemons	2	109	54.5	76t	1
Plank	2	50	25.0	29	0
Livers	2	40	20.0	20t	1
Ellis	2	4	2.0	4	0
Babinecz	1	15	15.0	15	0
Buffone	1	12	12.0	12	0
Gunn	1	5	5.0	5	0
Gersbach	1	4	4.0	4	0
Ely	1	2	2.0	2	0
BEARS	13	241	18.5	76t	2
OPPONENTS	23	235	10.2	38	0

KO RETURNS	No	Yds	Avg	Lg	TD
Livers	27	529	19.6	34	0
Payton	14	444	31.7	70	0
Douthitt	13	333	25.6	64	0
Schubert	9	146	16.2	25	0
Knox	5	67	13.4	21	0
Harper	4	67	16.8	18	0
Adamie	1	27	27.0	27	0
Victor	1	25	25.0	25	0
Rather	1	6	6.0	6	0
BEARS	75	1644	21.9	70	0
OPPONENTS	43	893	20.8	88	0

PUNT RET.	Ret	FC	Yds	Avg	Lg	TD
Livers	42	0	456	10.9	39	0
Schubert	6	1	33	5.5	16	0
Plank	3	1	23	7.7	12	0
Knox	1	0	0	0.0	0	0
Victor	0	1	0	0.0	0	0
BEARS	52	3	512	9.8	39	0
OPPONENTS	49	20	303	6.2	34	0

FGs	1-19	20-29	30-39	40-49	50+
B. Thomas	0/0	3/7	5/6	4/7	1/2
BEARS	0/0	3/7	5/6	4/7	1/2
OPPONENTS	2/2	3/3	4/6	4/4	1/3
B. Thomas: (0/446,246,266)/(466/0)(326,43N)					
(43B)(20B,27B,31G)(34B,25N,48B)(27B,33G)					
(55G/)(36G,49N,41G,27B)(51N)(35N)					
OPPONENTS: (0/446,43G/)(0/35N)(376,18G)(52G,46G)					
(39G,32G,35G/)(23G,51N)(27G/0)(33N)(40G,29G)					
(50N,19G)					

DEFENSE (Top 10)	T	S	A	FF	FR	PD	Sa	Int
Plank	123	74	49	1	0	8	1.0	2
Bryant	112	74	38	0	3	5	0.0	0
Chambers	108	80	28	1	0	4	14.0	0
Buffone	99	65	34	5	1	7	0.0	1
Clemons	98	72	26	1	3	16	0.0	2
Ely	91	54	37	0	1	4	0.0	1
Stillwell	67	42	25	0	0	0	6.0	0
Hartenstine	61	36	25	1	2	3	5.0	0
Ellis	51	36	15	0	0	15	0.0	2
Osborne	47	34	14	3	0	0	7.0	0
SACKS: Chambers 14.0, Osborne 7.0, Stillwell 6.0, Hartenstine 5.0, Harris 1.0, Plank 1.0, Team 1.0								
TEAM 35.0, OPPONENTS 32.0								

USUAL STARTERS

Offense	Defense
WR.....Bob Grim	RE.....Richard Harris
LT.....Lionel Antoine	RT.....Wally Chambers
LG.....Noah Jackson	LT.....Roger Stillwell
C.....Dan Peiffer	LE.....Mike Hartenstine
RG.....Mark Nordquist	WLB.....Waymond Bryant
RT.....Jeff Sevy	MLB.....Larry Ely
TE.....Bob Parsons	SLB.....Doug Buffone
WR.....Bo Rather	RCB.....V. Livers/N. Wilson
QB.....Gary Huff	LCB.....Allan Ellis
RB.....W. Payton/M. Adamie	SS.....Doug Plank
FB.....Roland Harper	FS.....Craig Clemons

RANKINGS

Team Stats	Bears	Avg	Rank
Total Yards.....	3492	249.4	9
Rushing Yards.....	1653	118.1	22
Passing Yards.....	1839	131.4	23
Points Scored.....	191	13.6	24

	Opp	Avg	Rank
Total Yards.....	4576	326.9	-
Rushing Yards.....	2070	147.9	17
Passing Yards.....	2506	179.0	22
Points Scored.....	379	27.1	25



1976 CHICAGO BEARS STATISTICS

Record: 7-7, .500**2nd Place, NFC Central****Head Coach: Jack Pardee**

09/12 W 10-3	DETROIT	57,359
09/19 W 19-12	at San Francisco	46,699
09/26 L 0-10	ATLANTA	56,969
10/03 W 33-7	WASHINGTON	57,359
10/10 L 19-20	at Minnesota	48,446
10/17 L 12-20	at L.A. Rams	76,651
10/24 L 21-31	at Dallas	64,902
10/31 W 14-13	MINNESOTA	57,359
11/07 L 27-28	OAKLAND	57,359
11/14 W 24-13	GREEN BAY	57,359
11/21 L 10-14	at Detroit	80,638
11/28 W 16-10	at Green Bay	56,267
12/05 W 34-7	at Seattle	64,735
12/12 L 14-28	DENVER	57,359

	Bears	Opp.
TOTAL FIRST DOWNS	201	249
Rushing	115	103
Passing	67	128
Penalty	19	18
3rd Down: Made/Att	70/212	80/222
3rd Down Pct.	33.0	36.0
4th Down: Made/Att	NA	NA
4th Down Pct.	NA	NA
TOTAL NET YARDS	3843	4201
Avg. Per Game	274.5	300.1
Total Plays	880	971
Avg. Per Play	4.4	4.3
NET YARDS RUSHING	2363	1984
Avg. Per Game	168.8	141.7
Total Rushes	578	522
NET YARDS PASSING	1480	2217
Avg. Per Game	105.7	158.4
Sacked/Yards Lost	24/225	49/395
Gross Yards	1705	2612
Att./Completions	278/123	401/200
Completion Pct.	44.2	49.9
Had Intercepted	15	24
PUNTS/AVERAGE	100/37.3	85/36.3
NET PUNTING AVG.	100/31.7	85/31.0
PENALTIES/YARDS	114/984	87/699
FUMBLES/BALL LOST	24/13	37/23
TOUCHDOWNS	31	25
Rushing	20	10
Passing	9	15
Returns	2	0

PASSING	Att	Cmp	Yds	Cmp%	Yd/Att	TD	TD%	Int	Int%	Lg	Sack/Lost	Rating
Avellini	271	118	1580	43.5	5.83	8	3.0	15	5.5	63	24/225	49.7
Carter	5	3	77	60.0	15.40	1	20.0	0	0.0	55t	0/0	145.0
Parsons	2	2	48	100.0	24.00	0	0.0	0	0.0	25t	0/0	119.0
BEARS	278	123	1705	44.2	6.13	9	3.2	15	5.4	63	24/225	52.6
OPPONENTS	401	200	2612	49.9	6.51	15	3.7	24	6.0	75	49/395	58.1

Score by Period	1	2	3	4	OT	Tot
BEARS	69	47	99	38	0	253
OPPONENTS	23	80	34	79	0	216

SCORING	TDs:Ru-Pa-R K-PAT	FG	S	Pts
Payton	13 13 0 0	0	0	78
B. Thomas	0 0 0 0	27/31	12/25	0 63
Scott	6 0 6 0	0	0	36
Musso	4 4 0 0	1	26	
Harper	3 2 1 0	0	18	
Adamie	1 0 1 0	1	8	
Avellini	1 0 0 0	0	6	
Hartenstine	1 0 0 1	0	6	
Burks	1 0 1 0	0	6	
Ellis	1 0 0 1	0	6	
BEARS	31 20 9 2	27/31	12/25	2 253
OPPONENTS	25 10 15 0	13/25	25/25	0 216

RUSHING	No	Yds	Avg	Lg	TD
Payton	311	1390	4.5	60	13
Harper	147	625	4.3	28	2
Musso	57	200	3.5	11	4
Adamie	33	93	2.8	12	0
Avellini	18	58	3.2	15	1
Schreiber	4	15	3.8	11	0
Rather	1	4	4.0	4	0
Parsons	1	2	2.0	2	0
Carter	1	0	0.0	0	0
Scott	2	-4	-2.0	3	0
Latta	2	-8	-4.0	-3	0
Baschnagel	1	-12	-12.0	-12	0
BEARS	578	2363	4.1	60	20
OPPONENTS	522	1984	3.8	31	10

RECEIVING	No	Yds	Avg	Lg	TD
Harper	29	291	10.0	39	1
Scott	26	512	19.7	63	6
Latta	18	254	14.1	58	0
Payton	15	149	9.9	34	0
Baschnagel	13	226	17.4	58	0
Rather	5	33	6.6	7	0
Schubert	4	74	18.5	25	0
Adamie	4	28	7.0	12	1
Musso	4	26	6.5	9	0
Shanklin	2	32	16.0	35	0
Burks	1	55	55.0	55t	1
Schreiber	1	16	16.0	16	0
Parsons	1	9	9.0	9	0
BEARS	123	1705	13.9	63	9
OPPONENTS	200	2612	13.1	75	15

PUNTING	No	Yds	Avg	Net	TB	In	Lg	B
Parsons	99	3726	37.6	32.2	8	20	62	1
BEARS	100	3726	37.3	32.2	8	20	62	1
OPPONENTS	85	3085	36.3	31.0	9	17	69	0

INTS	No	Yds	Avg	Lg	TD
Brupbacher	7	49	7.0	25	0
Ellis	6	47	7.8	22	1
Plank	4	31	7.8	15	0
Livers	3	34	11.3	18	0
Bryant	2	6	3.0	3	0
Clemons	1	28	28.0	28	0
Chambers	1	8	8.0	8	0
Hartenstine	0	12	12.0	12	1
BEARS	24	215	9.0	28	2
OPPONENTS	15	213	14.2	67	0

KO RETURNS	No	Yds	Avg	Lg	TD
Baschnagel	29	754	26.0	48	0
Adamie	11	179	16.3	30	0
Harper	6	119	19.8	30	0
Livers	1	14	14.0	14	0
Musso	2	18	9.0	17	0
Schubert	1	3	3.0	3	0
Payton	1	0	0.0	0	0
BEARS	51	1087	21.3	48	0
OPPONENTS	54	969	17.9	38	0

PUNT RET.	Ret	FC	Yds	Avg	Lg	TD
Livers	28	0	205	7.3	51	0
Schubert	11	5	60	5.5	14	0
Baschnagel	2	1	2	1.0	3	0
Adamie	1	0	2	2.0	2	0
Knox	1	0	0	0.0	0	0
BEARS	43	6	269	6.3	51	0
OPPONENTS	44	20	346	7.9	45	0

FGs	1-9	20-29	30-39	40-49	50+
B. Thomas	0/0	3/3	4/6	5/11	0/5
BEARS	0/0	3/3	4/6	5/11	0/5
OPPONENTS	1/1	7/8	2/8	3/7	0/1
B. Thomas: (51N,27G)(45N,35G)(45N)(47G,34G,39G,35G)(52N)(50N,42G,48N,42N)(X)(40N)(33N,31N)(46G)(52N,46G)(42G,25G,22G)(45N,51N)(X)					
OPPONENTS: (27G,31N)(21G)(38N,38N,49N,38N,45G)(1)(29G,39G)(44G,52N,37G)(22G)(24G,24G)(43N)(37N,19G,27G)(48N)(45G,40N,31N)(X)(27N)					

DEFENSE (Top 10)	T	S	A	FF	FR	PD	SA	Int
Rives	165	112	53	3	2	5	3	0
Clemons	130	94	36	2	1	6	0	0
Plank	130	90	40	4	4	12	0	1
Bryant	115	80	35	2	2	7	3	0
Chambers	102	80	22	3	0	1	8	0
Hartenstine	86	56	30	1	3	5	3	0
Osborne	79	59	20	2	0	2	15	0
Rydalch	70	53	17	1	1	0	7	0
Brupbacher	65	45	20	1	3	10	1.5	7
Ellis	64	58	6	1	0	11	0	0
SACKS: Osborne 15.0, Chambers 8.0, Rydalch 7.0, Stillwell 5.5, Bryant 3.0, Hartenstine 3.0, Rives 3.0, Meyers 2.5, Brupbacher 1.5, Berry 0.5								
TEAM 49.0, OPPONENTS 24.0								

USUAL STARTERS

Offense	Defense
WR.....Brian Baschnagel	RE.....Roger Stillwell
LT.....Lionel Antoine	RT.....Wally Chambers
LG.....Noah Jackson	LT.....Jim Osborne
C.....Dan Neal	LE.....Mike Hartenstine
RG.....Revie Sorey/Jeff Sevy	WLB.....Waymond Bryant
RT.....Jeff Sevy/Dennis Lick	MLB.....Don Rives
TE.....Greg Latta	SLB.....Ross Brupbacher
WR.....James Scott	RCB.....Virgil Livers
QB.....Bob Avellini	LCB.....Allan Ellis
RB.....Walter Payton	SS.....Doug Plank
FB.....Roland Harper	FS.....Craig Clemons

RANKINGS

Team Stats	Bears	Avg	Rank
Total Yards.....	3843.....	274.5.....	-
Rushing Yards.....	2362.....	168.8.....	6
Passing Yards.....	1480.....	105.7.....	28
Points Scored.....	253.....	18.1.....	17
	Opp	Avg	Rank
Total Yards.....	4201.....	300.1.....	-
Rushing Yards.....	1984.....	141.7.....	13
Passing Yards.....	2217.....	158.4.....	22
Points Scored.....	216.....	15.4.....	8

1977 CHICAGO BEARS STATISTICS

Record: 9-5, .643**2nd Place, NFC Central****Head Coach: Jack Pardee**

09/18 W 30-20	DETROIT	57,359
09/25 L 13-16	at St. Louis	51,392
10/02 L 24-42	NEW ORLEANS	57,359
10/10 W 24-23	L.A. RAMS	57,359
10/16 L 16-22	ot at Minnesota	48,446
10/23 L 10-16	ATLANTA	57,359
10/30 W 26-0	at Green Bay	56,267
11/06 L 0-47	at Houston	51,177
11/13 W 28-27	KANSAS CITY	57,359
11/20 W 10-7	MINNESOTA	57,359
11/24 W 31-14	at Detroit	75,185
12/04 W 10-0	at Tampa Bay	50,284
12/11 W 21-10	GREEN BAY	57,539
12/18 W 12-9	ot at N.Y. Giants	76,626

PLAYOFFS

12/26 L 7-37	at Dallas	64,758
--------------	-----------	--------

	Bears	Opp
TOTAL FIRST DOWNS	247	241
Rushing	141	124
Passing	94	106
Penalty	12	11
3rd Down: Made/Att	NA	NA
3rd Down Pct.	NA	NA
4th Down: Made/Att	NA	NA
4th Down Pct.	NA	NA
TOTAL NET YARDS	4655	4285
Avg. Per Game	332.5	306.1
Total Plays	930	947
Avg. Per Play	5.0	4.5
NET YARDS RUSHING	2811	2158
Avg. Per Game	200.8	154.1
Total Rushes	599	544
NET YARDS PASSING	1844	2127
Avg. Per Game	131.7	151.9
Sacked/Yards Lost	26/226	27/207
Gross Yards	2070	2334
Att./Completions	305/161	377/182
Completion Pct.	52.8	48.3
Had Intercepted	18	18
PUNTS/AVERAGE	82/39.4	93/39.1
NET PUNTING AVG.	82/35.1	93/31.7
PENALTIES/YARDS	97/852	83/671
FUMBLES/BALL LOST	36/17	27/13
TOUCHDOWNS	31	27
Rushing	18	14
Passing	11	7
Returns	2	6

PASSING	Att	Cmp	Yds	Cmp%	Yd/Att	TD	TD%	Int	Int%	Lg	Sack/Lost	Rating
Avellini	293	154	2004	52.6	6.84	11	3.8	18	6.1	75t	23/200	61.7
Parsons	4	4	61	100.0	15.25	0	0.0	0	0.0	32	0/0	119.0
Phipps	5	3	5	60.0	1.00	0	0.0	0	0.0	10	3/26	64.6
Harper	2	0	0	0.0	0.00	0	0.0	0	0.0	0	0/0	39.0
Baschnagel	1	0	0	0.0	0.00	0	0.0	0	0.0	0	0/0	39.0
BEARS	305	161	2070	52.8	6.79	11	3.6	18	5.9	75	26/226	61.8
OPPONENTS	377	182	2334	48.3	6.19	7	1.9	18	4.8	85	27/207	54.5

Score by Period	1	2	3	4	OT	Tot
BEARS	50	56	37	109	3	255
OPPONENTS	60	73	37	77	6	253

SCORING	TDs:Ru-Pa-R K-PAT					FG	S	Pts
Payton	16	14	2	0	0/0	0/0	0	96
B. Thomas	0	0	0	0	27/30	14/27	0	69

RUSHING	No	Yds	Avg	Lg	TD
Payton	339	1852	5.5	73	14
Harper	120	457	3.8	19	0
Earl	56	233	4.2	34	1
Musso	37	132	3.6	13	2
Avellini	37	109	2.9	21	1
Best	6	20	3.3	6	0
Scott	1	10	10.0	10	0
Baschnagel	1	0	0.0	0	0
Evans	1	0	0.0	0	0
Rather	1	-2	-2.0	-2	0
BEARS	599	2811	4.7	73	18
OPPONENTS	544	2158	4.0	61	14

RECEIVING	No	Yds	Avg	Lg	TD
Scott	50	809	16.2	72	3
Payton	27	269	10.0	75t	2
Latta	26	335	12.9	37t	4
Harper	19	142	7.5	34	0
Rather	17	294	17.3	42	2
Schubert	8	119	14.9	32	0
Earl	6	32	5.3	10	0
Baschnagel	4	50	12.5	25	0
Musso	3	13	4.3	21	0
Rivera	1	7	7.0	7	0
BEARS	161	2070	12.9	75t	11
OPPONENTS	182	2334	12.8	85	7

PUNTING	No	Yds	Avg	Net	TB	IN	Lg	B
Parsons	80	3232	40.4	35.1	7	17	58	2
BEARS	82	3232	39.4	35.1	7	17	58	2
OPPONENTS	93	3636	39.1	31.7	11	22	69	0

INTS	No	Yds	Avg	Lg	TD
Ellis	6	23	3.8	11	0
Fencik	4	33	8.3	23	0
Plank	4	32	8.0	20	0
Livers	2	29	14.5	29	0
Buffone	1	12	12.0	12	0
Hicks	1	9	9.0	9	0
BEARS	18	138	7.7	29	0
OPPONENTS	18	171	9.5	57	1

KO RETURNS	No	Yds	Avg	Lg	TD
Baschnagel	23	557	24.2	84t	1
Evans	13	253	19.5	30	0
Best	6	127	21.2	29	0
Musso	5	100	20.0	33	0
Walterscheid	3	59	19.7	22	0
Harper	3	44	14.7	22	0
Payton	2	95	47.5	68	0
Earl	2	38	19.0	25	0
BEARS	57	1275	22.3	84t	1
OPPONENTS	52	1010	19.4	85t	1

PUNT RET.	Ret	FC	Yds	Avg	Lg	TD
Schubert	31	10	291	9.4	70t	1
Walterscheid	6	1	59	9.8	14	0
Livers	6	1	46	7.7	21	0
Baschnagel	3	2	54	18.0	42	0
Plank	1	0	21	21.0	21	0
BEARS	47	14	471	10.0	70t	1
OPPONENTS	42	15	216	5.1	37	0

FBS	1-19	20-29	30-39	40-49	50+
B. Thomas	0/0	6/9	6/10	2/6	0/2
BEARS	0/0	6/9	6/10	2/6	0/2
OPPONENTS	2/2	8/9	8/10	3/7	0/1

B. Thomas: 39N,35G,23G,29G,21G,33G,47N,38G,
41N,40G,47G,20G,44N,39N,29N,37G,56N,31N,
39G,29N,53N,32G,44N,32G,23N,36N,28G

DEFENSE

(Top 10)	T	S	A	FF	FR	PD	Sa	Int
Fencik	133	93	40	1	0	7	0	0.4
Rives	89	61	28	0	0	1	0	0.0
Bryant	85	63	22	1	2	2	1	5.0
Rydalch	77	54	23	1	1	1	9.5	0
Plank	71	43	28	0	0	4	1.0	4
Buffone	67	48	19	0	0	5	1.0	1
Livers	56	45	11	0	1	16	0.0	2
Hartenstine	55	34	21	1	3	4	1.0	0
Ellis	51	47	4	0	0	13	0.0	6
Osborne	49	32	17	0	0	0	4.0	0

SACKS: Rydalch 9.5, Newsome 5.0, Osborne 4.0,
Sevy 2.0, Bryant 1.5, Buffone 1.0, Hartenstine 1.0,
Meyers 1.0, Muckensturm 1.0, Plank 1.0

TEAM 27.0, **OPPONENTS** 26.0

USUAL STARTERS

Offense	Defense
WR.....Bo Rather	RE.....Billy Newsome
LT.....Ted Albrecht	RT.....Ron Rydalch
LG.....Noah Jackson	LT.....Jim Osborne
C.....Dan Peiffer	LE.....Mike Hartenstine
RG.....Revie Sorey	WLB.....Waymond Bryant
RT.....Dennis Lick	MLB.....Tom Hicks
TE.....Greg Latta	SLB.....Doug Buffone
WR.....James Scott	RCB.....Virgil Livers
QB.....Bob Avellini	LCB.....Allan Ellis
RB.....Walter Payton	SS.....Gary Fencik
FB.....Roland Harper	FS.....Doug Plank

Team Stats	Bears	Avg
Total Yards.....	4655	332.5
Rushing Yards.....	2811	200.8
Passing Yards.....	1844	131.7
Points Scored.....	255	18.2

	Opp	Avg
Total Yards.....	4285	306.1
Rushing Yards.....	2158	154.1
Passing Yards.....	2127	151.9
Points Scored.....	253	18.1



CHICAGO BEARS ALL-TIME RESULTS

1978 CHICAGO BEARS STATISTICS

Record: 7-9, .438

T-3rd Place, NFC Central

Head Coach: Neill Armstrong

09/03 W 17-10	ST. LOUIS	52,791
09/10 W 16-13	at San Francisco	49,502
09/17 W 19-0	at Detroit	65,982
09/25 L 20-24	MINNESOTA	53,561
10/01 L 19-25	at OAKLAND	52,848
10/08 L 14-24	at Green Bay	55,352
10/16 L 7-16	at Denver	75,008
10/22 L 19-33	at Tampa Bay	68,146
10/29 L 17-21	DETROIT	53,378
11/05 L 29-31	SEATTLE	50,697
11/12 L 14-17	at Minnesota	43,286
11/19 W 13-7	ATLANTA	46,022
11/26 W 14-3	TAMPA BAY	42,373
12/04 L 7-40	at San Diego	48,492
12/10 W 14-0	GREEN BAY	34,306
12/16 W 14-10	at Washington	49,774

	Bears	Opp
TOTAL FIRST DOWNS	262	282
Rushing	136	128
Passing	99	134
Penalty	27	20
3rd Down: Made/Att	89/248	75/240
3rd Down Pct.	35.9	31.3
4th Down: Made/Att	NA	NA
4th Down Pct.	NA	NA
TOTAL NET YARDS	4459	4680
Avg. Per Game	278.7	292.5
Total Plays	1020	1044
Avg. Per Play	4.4	4.5
NET YARDS RUSHING	2526	2174
Avg. Per Game	157.9	135.9
Total Rushes	634	568
NET YARDS PASSING	1933	2506
Avg. Per Game	120.8	156.6
Sacked/Yards Lost	34/288	40/351
Gross Yards	2221	2857
Att./Completions	352/186	436/239
Completion Pct.	52.8	54.8
Had Intercepted	28	17
PUNTS/AVERAGE	96/37.0	97/35.4
NET PUNTING AVG.	96/32.2	97/30.4
PENALTIES/YARDS	101/958	101/800
FUMBLES/BALL LOST	22/8	32/16
TOUCHDOWNS	29	33
Rushing	19	15
Passing	7	16
Returns	3	2

PASSING	Att	Cmp	Yds	Cmp%	Yd/Att	TD	TD%	Int	Int%	Lg	Sack/Lost	Rating
Avellini	264	141	1718	53.4	6.51	5	1.9	16	6.1	61	26/208	54.6
Phipps	83	44	465	53.0	5.60	2	2.4	10	12.0	35	6/55	38.0
Evans	3	1	38	33.3	12.67	0	0.0	1	33.3	38	2/25	42.1
Parsons	1	0	0	0.0	0.00	0	0.0	0	0.0	0	0/0	39.6
Harper	1	0	0	0.0	0.00	0	0.0	0	0.0	0	0/0	39.6
BEARS	352	186	2221	52.8	6.31	7	2.0	28	8.0	61	34/288	45.7
OPPONENTS	436	239	2857	54.8	6.55	16	3.7	17	3.9	58	40/351	71.1

Score by Period	1	2	3	4	OT	Tot
BEARS	30	55	93	75	0	253
OPPONENTS	71	69	47	81	6	274

SCORING	TDs:Ru-Pa-R	K-PAT	FG	S	Pts			
B. Thomas	0	0	0	26/29	17/22	0	77	
Payton	11	11	0	0	0	0	66	
Harper	8	6	2	0	0	0	48	
Scott	5	0	5	0	0	0	30	
Avellini	2	2	0	0	0	0	12	
Spivey	1	0	0	1	0	0	6	
Livers	1	0	0	1	0	0	6	
Schubert	1	0	0	1	0	0	6	
Hart	0	0	0	0	0	12		
BEARS	29	19	7	3	26/29	17/22	1	253
OPPONENTS	33	15	16	2	28/NA	16/NA	0	274

RUSHING	No	Yds	Avg	Lg	TD
Payton	333	1395	4.2	76	11
Harper	240	992	4.1	31	6
Avellini	34	54	1.6	10	2
Phipps	13	34	2.6	10	0
Evans	6	23	3.8	13	0
Earl	3	17	5.7	9	0
Best	2	11	5.5	6	0
Morris	1	0	0.0	0	0
Parsons	1	0	0.0	0	0
Baschnagel	1	0	0.0	0	0
BEARS	634	2526	4.0	76	19
OPPONENTS	564	2174	3.9	67	15

RECEIVING	No	Yds	Avg	Lg	TD
Payton	50	480	9.6	61	0
Harper	43	340	7.9	33	2
Scott	42	759	18.1	59	5
Richards	27	379	14.0	52	0
Latta	15	159	10.6	21	0
Schubert	4	51	12.8	19	0
Baschnagel	2	29	14.5	22	0
Rather	1	15	15.0	15	0
Cobb	1	7	7.0	7	0
Earl	1	1	1.0	1	0
BEARS	186	2221	11.9	61	7
OPPONENTS	239	2857	12.0	55	16

PUNTING	No	Yds	Avg	Net	TB	In	Lg	B
Parsons	96	3549	37.0	32.2	8	18	54	0
BEARS	96	3549	37.0	32.2	8	18	54	0
OPPONENTS	97	3437	35.4	30.4	10	25	61	2

INTS	No	Yds	Avg	Lg	TD
Fencik	4	77	19.3	59	0
Livers	3	86	28.7	60	1
Buffone	3	22	7.3	16	0
Schmidt	2	23	11.5	23	0
Rives	2	8	4.0	8	0
Plank	1	0	0.0	0	0
Gaines	1	0	0.0	0	0
Walterscheid	1	0	0.0	0	0
BEARS	17	216	12.7	60	1
OPPONENTS	28	312	11.1	63	1

KO RETURNS	No	Yds	Avg	Lg	TD
Baschnagel	20	455	22.8	36	0
Walterscheid	11	335	30.5	81	0
Gaines	10	240	24.0	37	0
Morgan	5	110	22.0	24	0
Schubert	4	80	20.0	27	0
Earl	3	48	16.0	20	0
Skibinski	3	36	12.0	20	0
Spivey	2	34	17.0	23	0
Latta	2	14	7.0	8	0
Muckenturm	1	6	6.0	6	0
BEARS	61	1358	22.3	81	0
OPPONENTS	52	1146	22.0	43	0

PUNT RET.	Ret	FC	Yds	Avg	Lg	TD
Schubert	27	21	229	8.5	73t	1
Livers	10	0	31	3.1	13	0
Walterscheid	3	0	24	8.0	11	0
Baschnagel	1	1	2	2.0	2	0
BEARS	41	22	286	7.0	73t	1
OPPONENTS	45	23	295	6.6	21	0

FGs	1-19	20-29	30-39	40-49	50+
B. Thomas	0/0	7/7	9/11	1/4	0/0
BEARS	0/0	7/7	9/11	1/4	0/0
OPPONENTS	0/0	4/4	6/8	6/7	0/0
B. Thomas:	396,326	446,386	286,276	326,256	246,44N,216,276,236,336,366,396,398,45N,326,376,41N,398

DEFENSE	(Top 10)	T	S	A	FF	FR	PD	SA	Int
Fencik	130	95	35	2	2	10	0	0	4
Campbell	110	82	28	3	2	6	3	0	0
Plank	70	52	18	5	3	4	0	0	1
Hartenstine	70	44	26	2	3	2	6	0	0
Hicks	67	51	16	0	1	3	0	0	0
Rives	67	44	23	1	1	2	0	0	2
Buffone	65	45	20	0	0	2	2	0	3
Livers	61	55	6	1	1	9	0	0	0
Schmidt	51	44	7	1	1	9	0	0	2
Osborne	50	37	13	1	0	2	4	0	0
Page	50	35	15	2	0	3	11	5	0
SACKS:	Page 11.5, Hart 7.5, Hartenstine 6.0, Osborne 4.0, Campbell 3.0, Buffone 2.0, Meyers 2.0, Rydalch 2.0, Herron 1.0, Shearer 1.0								
TEAM	40.0	OPPONENTS	34.0						

USUAL STARTERS											
Offense						Defense					
WR.....James Scott						RE.....Mike Hartenstine					
LT.....Ted Albrecht						RT.....Alan Page					
LG.....Noah Jackson						LT.....Jim Osborne					
C.....Dan Neal						LE.....Tommy Hart					
RG.....Revie Sorey						WLB.....Gary Campbell					
RT.....Dennis Lick						MLB.....T. Hicks/D. Rives					
TE.....Greg Latta						SLB.....Doug Buffone					
WR.....Golden Richards						RCB.....Virgil Livers					
QB.....Bob Avellini						LCB.....Terry Schmidt					
RB.....Walter Payton						SS.....Gary Fencik					
FB.....Roland Harper						FS.....Doug Plank					

Team Stats	Bears	Avg
Total Yards.....	4459	278.7
Rushing Yards.....	2526	157.9
Passing Yards.....	1933	120.8
Points Scored.....	253	15.8

	Opp	Avg
Total Yards.....	4680	292.5
Rushing Yards.....	2174	135.9
Passing Yards.....	2506	156.6
Points Scored.....	274	17.1

1979 CHICAGO BEARS STATISTICS

Record: 10-6, .625

2nd Place, NFC Central

Head Coach: Neill Armstrong

09/02 W	6-3	GREEN BAY	56,515
09/09 W	26-7	MINNESOTA	53,231
09/16 L	20-24	at Dallas	64,056
09/23 L	16-31	at Miami	66,011
09/30 L	13-17	TAMPA BAY	55,258
10/07 W	7-0	at Buffalo	73,383
10/14 L	7-27	NEW ENGLAND	54,128
10/21 L	27-30	at Minnesota	41,164
10/28 W	28-27	at San Francisco	42,773
11/04 W	35-7	DETROIT	50,108
11/11 W	27-23	L.A. RAMS	51,483
11/18 W	23-13	N.Y. JETS	52,635
11/22 L	0-20	at Detroit	66,219
12/02 W	14-0	at Tampa Bay	69,508
12/09 W	15-14	at Green Bay	54,207
12/16 W	42-6	ST. LOUIS	42,810

PLAYOFFS			
12/23 L	17-27	at Philadelphia	69,397

	Bears	Opp
TOTAL FIRST DOWNS	262	272
Rushing	140	100
Passing	98	148
Penalty	24	24
3rd Down: Made/Att	93/253	87/242
3rd Down Pct.	36.8	36.0
4th Down: Made/Att	NA	NA
4th Down Pct.	NA	NA
TOTAL NET YARDS	4637	4506
Avg. Per Game	289.8	281.6
Total Plays	1028	1024
Avg. Per Play	4.5	4.4
NET YARDS RUSHING	2486	1978
Avg. Per Game	155.4	123.6
Total Rushes	627	519
NET YARDS PASSING	2151	2528
Avg. Per Game	134.4	158.0
Sacked/Yards Lost	31/278	47/380
Gross Yards	2429	2908
Att./Completions	373/195	458/222
Completion Pct.	52.3	48.5
Had Intercepted	16	29
PUNTS/AVERAGE	93/37.5	90/37.8
NET PUNTING AVG.	93/31.8	90/31.6
PENALTIES/YARDS	100/816	104/864
FUMBLES/BALL LOST	21/13	25/14
TOUCHDOWNS	37	31
Rushing	17	9
Passing	16	21
Returns	4	1

PASSING	Att	Cmp	Yds	Cmp%	Yd/Att
Phipps	255	134	1535	52.5	6.02
Evans	63	32	508	50.8	8.06
Avellini	51	27	310	52.9	6.08
Payton	1	1	54	100.0	54.00
Parsons	2	1	22	50.0	11.00
Baschnagel	1	0	0	0.0	0.00
BEARS	373	195	2429	52.3	6.51
OPPONENTS	458	222	2908	48.5	6.35

Score by Period	1	2	3	4	OT	Tot
BEARS	59	84	65	98	0	306
OPPONENTS	48	72	50	79	0	249

SCORING	TDs:	Ru-Pa-R	K-PAT	FG	S	Pts		
Payton	16	14	2	0	0	96		
B. Thomas	0	0	0	34/37	16/27	0	82	
Williams	6	1	5	0	0	36		
Watts	4	0	3	1	0	24		
Scott	3	0	3	0	0	18		
Baschnagel	2	0	2	0	0	12		
Richards	1	0	1	0	0	6		
Evans	1	1	0	0	0	6		
McClendon	1	1	0	0	0	6		
Schubert	1	0	1	0	0	6		
Schmidt	1	0	0	1	0	6		
Hicks	1	0	0	1	0	6		
Team	0	0	0	0	1	2		
BEARS	37	17	16	4	34/37	16/27	1	306
OPPONENTS	31	9	21	1	28/31	12/20	0	249

RUSHING	No	Yds	Avg	Lg	TD
Payton	369	1610	4.4	43	14
Williams	127	401	3.2	16	1
McClendon	37	160	4.3	33	1
Earl	35	132	3.8	12	0
Evans	12	72	6.0	17	1
Phipps	27	51	1.9	12	0
Deloiaigne	7	18	2.6	6	0
Buffone	1	14	14.0	14	0
Perrin	5	14	2.8	5	0
Skibinski	3	10	3.3	4	0
Avellini	3	10	3.3	5	0
Watts	1	-6	-6.0	-6	0
BEARS	627	2486	4.0	43	17
OPPONENTS	519	1978	3.8	61	9

RECEIVING	No	Yds	Avg	Lg	TD
Williams	42	354	8.4	54	5
Payton	31	313	10.1	65	2
Baschnagel	30	452	15.1	54	2
Watts	24	421	17.5	68	3
Sack	21	382	18.2	64	3
Latta	15	131	8.7	25	0
Earl	8	56	7.0	19	0
Cobb	6	91	15.1	33	0
McClendon	6	27	4.5	13	0
Richards	5	107	21.4	52	1
Schubert	2	29	14.5	15	0
Deloiaigne	2	13	6.5	15	0
Perrin	1	27	27.0	27	0
Buffone	1	22	22.0	22	0
Skibinski	1	4	4.0	4	0
BEARS	195	2429	12.5	68	16
OPPONENTS	222	2908	13.1	55	21

PUNTING	No	Yds	Avg	Net	TB	In	Lg	B
Parsons	92	3486	37.9	31.8	6	26	54	1
BEARS	93	3486	37.5	31.8	6	26	54	1
OPPONENTS	90	3406	37.8	31.6	12	9	64	1

INTS	No	Yds	Avg	Lg	TD
Schmidt	6	44	7.3	20	1
Fencik	6	31	5.2	17	0
Hicks	3	85	28.3	66	1
Ellis	3	67	22.3	22	0
Plank	3	33	11.0	22	0
Livers	2	41	20.5	30	0
Buffone	2	11	5.5	11	0
Gaines	1	38	38.0	38	0
Campbell	1	32	32.0	32	0
Walterscheid	1	15	15.0	15	0
Muckensturm	1	5	5.0	5	0
BEARS	29	402	13.9	66	2
OPPONENTS	16	240	15.0	78	0

KO RETURNS	No	Yds	Avg	Lg	TD
Walterscheid	19	427	22.5	44	0
Watts	14	289	20.6	83	1
Baschnagel	12	260	21.7	32	0
Schubert	2	45	22.5	27	0
Perrin	1	13	13.0	13	0
McClendon	1	12	12.0	12	0
Latta	1	8	8.0	8	0
Herron	1	0	0.0	0	0
BEARS	51	1054	20.7	83	1
OPPONENTS	59	1252	21.2	56	0

PUNT RET.	Ret	FC	Yds	Avg	Lg	TD
Schubert	25	10	238	9.5	77	1
Walterscheid	14	5	96	6.9	14	0
Baschnagel	0	3	0	0.0	-	0
BEARS	39	18	334	8.6	77	1
OPPONENTS	54	12	404	7.5	77	0

FGs	1-19	20-29	30-39	40-49	50+							
B. Thomas	1/1	4/7	9/11	2/7	0/1							
BEARS	1/1	4/7	9/11	2/7	0/1							
OPPONENTS	1/1	7/7	2/5	2/6	0/1							
B. Thomas:	(44N,25G,19G)	(47N,34G)	(30G,32G,36G)	(34G,42G)	(29N,44N)	(23G,23G)	(51N,27N)	(38G,35G)	(24G)	(31N)	(34G,33G,33N,28N,44G)	(47N,46N)

DEFENSE (Top 10)	T	S	A	FF	FR	PD	Sa	Int
Muckensturm	11	69	42	1	2	1	3.0	1
Plank	108	72	36	4	1	7	0.0	3
Fencik	103	73	30	0	1	9	0.0	6
Campbell	92	63	29	1	1	2	4.0	1
Page	74	49	25	0	1	1	10.0	0
Hicks	74	48	26	1	2	2	0.0	3
Hampton	70	48	22	1	2	3	4.0	5
Osborne	66	54	12	0	2	1	10.5	0
Hartenstine	60	40	20	1	1	1	8.0	1
Walterscheid	57	44	13	2	1	3	4.0	1
SACKS:	Osborne 10.5, Page 10.0, Hartenstine 8.0, Hampton 4.5, Campbell 4.0, Walterscheid 4.0, Muckensturm 3.0, Gaines 1.0, Herron 1.0							
TEAM	47.0 , OPPONENTS	31.0						

USUAL STARTERS

Offense	Defense
WR.....1. Scott/R. Watts	RE.....Mike Hartenstine
LT.....Ted Albrecht	RT.....Alan Page
LG.....Noah Jackson	LT.....Jim Osborne
C.....Dan Neal	LE.....Dan Hampton
RG.....Revie Sorey	WLB.....Gary Campbell
RT.....Dennis Lick	MLB.....Tom Hicks
TE.....Mike Cobb	SLB.....Jerry Muckensturm
WR.....Brian Baschnagel	RCB.....Virgil Livers
QB.....Mike Phipps	LCB.....Terry Schmidt
RB.....Walter Payton	SS.....Gary Fencik
FB.....Dave Williams	FS.....Doug Plank

Team Stats	Bears	Avg
Total Yards.....	4637	289.8
Rushing Yards.....	2486	155.4
Passing Yards.....	2151	134.4
Points Scored.....	306	19.1
	Opp	Avg
Total Yards.....	4506	281.6
Rushing Yards.....	1978	123.6
Passing Yards.....	2528	158.0
Points Scored.....	249	15.6



CHICAGO BEARS ALL-TIME RESULTS

1980 CHICAGO BEARS STATISTICS

Record: 7-9, .438

3rd Place, NFC Central

Head Coach: Neill Armstrong

09/07 L	6-12	at Green Bay	54,381
09/14 W	22-3	NEW ORLEANS	63,523
09/21 L	14-34	MINNESOTA	59,983
09/28 L	3-38	at Pittsburgh	53,987
10/06 W	23-0	TAMPA BAY	61,350
10/12 L	7-13	at Minnesota	46,751
10/19 W	24-7	DETROIT	58,508
10/26 L	14-17	at Philadelphia	68,752
11/03 L	21-27	at Cleveland	83,224
11/09 W	35-21	WASHINGTON	57,159
11/16 L	6-10	HOUSTON	59,390
11/23 L	17-28	at Atlanta	49,164
11/27 W	23-17	at Detroit	75,397
12/07 W	61-7	GREEN BAY	57,176
12/14 L	14-17	at CINCINNATI	48,808
12/20 W	14-13	at Tampa Bay	55,298

	Bears	Opp
TOTAL FIRST DOWNS	286	285
Rushing	139	111
Passing	121	149
Penalty	26	25
3rd Down: Made/Att	105/248	98/236
3rd Down Pct.	42.3	41.5
4th Down: Made/Att	NA	NA
4th Down Pct.	NA	NA
TOTAL NET YARDS	4835	4907
Avg. Per Game	302.2	306.7
Total Plays	1016	1003
Avg. Per Play	4.8	4.9
NET YARDS RUSHING	2440	2015
Avg. Per Game	152.5	125.9
Total Rushes	579	506
NET YARDS PASSING	2395	2892
Avg. Per Game	149.7	180.8
Sacked/Yards Lost	33/274	46/379
Gross Yards	2669	3271
Att./Completions	404/209	451/238
Completion Pct.	51.7	52.8
Had Intercepted	25	17
PUNTS/AVERAGE	79/40.6	82/39.0
NET PUNTING AVG.	79/32.8	82/34.6
PENALTIES/YARDS	100/842	129/1109
FUMBLES/BALL LOST	23/14	32/14
TOUCHDOWNS	38	32
Rushing	22	10
Passing	13	20
Returns	3	2

PASSING	Att	Cmp	Yds	Cmp%	Yd/Att	TD	TD%	Int	Int%	Lg	Sack/Lost	Rating
Evans	278	148	2039	53.2	7.33	11	4.0	16	5.8	89	26/205	66.1
Phipps	122	61	630	50.0	5.16	2	1.6	9	7.4	56	7/69	39.8
Payton	3	0	0	0.0	0.00	0	0.0	0	0.0	0	0/0	39.6
Parsons	1	0	0	0.0	0.00	0	0.0	0	0.0	0	0/0	39.6
BEARS	404	209	2669	51.7	6.61	13	3.2	25	6.2	89	33/274	57.6
OPPONENTS	451	238	3271	52.8	7.25	20	4.4	17	3.8	76	46/379	57.1

Score by Period	1	2	3	4	OT	Tot
BEARS	51	77	77	93	6	304
OPPONENTS	57	79	51	68	9	264

SCORING	TDs:Ru-Pa-R-K-PAT	FG	S	Pts		
B. Thomas	0	0	0	0 35/37 13/18	0	74
Evans	8	8	0	0	0	48
Payton	7	6	1	0	0	42
Harper	5	5	0	0	0	30
Scott	3	0	3	0	0	18
Earl	3	0	3	0	0	18
Phipps	2	2	0	0	0	12
Fisher	2	0	2	0	0	12
Watts	2	0	2	0	0	12
Baschnagel	2	0	2	0	0	12
Page	1	0	0	1	1	8
Williams	1	0	0	1	0	6
Walterscheid	1	0	0	1	0	6
McClendon	1	1	0	0	0	6
BEARS	38	22	13	3	35/37 13/18	1 304
OPPONENTS	32	10	20	2	30/30 14/27	0 264

RUSHING	No	Yds	Avg	Lg	TD
Payton	317	1460	4.6	69	6
Harper	113	404	3.6	13	5
Evans	60	306	5.1	58	8
McClendon	10	88	8.8	48	1
Williams	26	57	2.2	14	0
Skibinski	13	54	4.2	8	0
Suhey	22	45	2.0	10	0
Phipps	15	38	2.5	9	2
Parsons	2	4	2.0	4	0
Watts	1	-16	-16.0	-16	0
BEARS	579	2440	4.2	69	22
OPPONENTS	506	2015	4.0	56	10

RECEIVING	No	Yds	Avg	Lg	TD
Payton	46	367	8.0	54	1
Scott	36	696	19.3	64	3
Baschnagel	28	396	14.1	37	2
Watts	22	444	20.2	89	2
Williams	22	132	6.0	18	0
Earl	18	223	12.4	28	3
Fisher	12	203	16.9	56	2
Suhey	7	60	8.6	21	0
Harper	7	31	4.4	16	0
Skibinski	5	18	3.6	8	0
Haines	4	83	20.8	18	0
Cobb	2	16	8.0	9	0
BEARS	209	2669	12.8	89	13
OPPONENTS	238	3271	13.7	76	20

PUNTING	No	Yds	Avg	Net	TB	In	Lg	B
Parsons	79	3207	40.6	32.8	10	16	61	0
BEARS	79	3207	40.6	32.8	10	16	61	0
OPPONENTS	82	3197	39.0	34.6	4	16	65	0

INTS	No	Yds	Avg	Lg	TD
Walterscheid	4	84	21.0	36	1
Campbell	3	36	12.0	15	0
Wilson	2	4	2.0	4	0
Muckensturm	2	2	1.0	2	0
Plank	1	20	20.0	20	0
Hicks	1	8	8.0	8	0
Fencik	1	8	8.0	8	0
Schmidt	1	0	0.0	0	0
Page	1	0	0.0	0	0
Ellis	1	0	0.0	0	0
BEARS	17	162	9.5	36	1
OPPONENTS	25	161	6.4	41	1

KO RETURNS	No	Yds	Avg	Lg	TD
Williams	27	666	24.7	95	1
Suhey	19	409	21.4	31	0
Fisher	3	32	10.7	15	0
Watts	1	12	12.0	12	0
Walterscheid	1	12	12.0	12	0
McClendon	1	11	11.0	11	0
Earl	1	11	11.0	11	0
Herron	1	5	5.0	5	0
Haines	1	0	0.0	0	0
Ulmer	1	-2	-2.0	-2	0
BEARS	56	1153	20.6	95	1
OPPONENTS	58	1251	21.6	54	0

PUNT RET.	Ret	FC	Yds	Avg	Lg	TD
Walterscheid	33	11	239	7.2	25	0
Lusby	4	1	14	3.5	14	0
Watts	2	0	20	10.0	11	0
Suhey	1	0	4	4.0	4	0
Plank	1	0	0	0.0	0	0
BEARS	41	12	277	6.8	25	0
OPPONENTS	46	7	415	9.0	56	0

FGs	1-19	20-29	30-39	40-49	50+
B. Thomas	1/1	5/5	4/8	3/4	0/0
BEARS	1/1	5/5	4/8	3/4	0/0
OPPONENTS	1/2	7/8	3/8	3/8	0/1
B. Thomas:(426.34G)(37G.34S.38N)(X)(28G)(30G.32N.44G.29S)(X)(18G)(30N.47N)(35N)(X)(27G.22G)(41G)(24G)(X)(X)					

DEFENSE	T	S	A	FF	FR	PD	SA	Int
(Top 10)								
Fencik	125	94	31	0	3	8	1.0	1
Campbell	121	88	33	1	2	3	3.0	3
Muckensturm	120	101	19	0	1	1	3.0	2
Hicks	107	83	24	0	0	1	1.0	1
Plank	81	53	28	2	3	0	0.0	1
Hampton	73	56	17	2	0	1	11.5	0
Walterscheid	71	53	18	2	1	1	1.0	4
Page	68	50	18	0	2	4	9.5	1
Hartenstine	66	54	12	1	0	4	6.0	0
Osborne	65	54	11	1	2	5	8.0	0
SACKS:	Hampton 11.5, Page 9.5, Osborne 8.0, Hartenstine 6.0, Campbell 3.0, Muckensturm 3.0, Wilson 2.0, Fencik 1.0, Hicks 1.0, Walterscheid 1.0							
TEAM	46.0	OPPONENTS 33.0						

USUAL STARTERS

Offense

WR.....James Scott
LT.....Ted Albrecht
LG.....Noah Jackson
C.....Dan Neal
RG.....Revie Sorey
TE.....Dennis Lick
RT.....Robin Earl
WR.....Brian Baschnagel
QB.....Vince Evans
RB.....Walter Payton
FB.....Roland Harper

Defense

RE.....Mike Hartenstine
RT.....Alan Page
LT.....Jim Osborne
LE.....Dan Hampton
WLB.....Gary Campbell
MLB.....Tom Hicks
SLB.....Jerry Muckensturm
RCB.....Allan Ellis
LCB.....Terry Schmidt
SS.....Gary Fencik
FS.....Doug Plank

Team Stats

Bears	Avg
Total Yards.....	4835.....302.2
Rushing Yards.....	2440.....152.5
Passing Yards.....	2395.....289.2
Points Scored.....	304.....17.6
Opp	Avg
Total Yards.....	4907.....306.7
Rushing Yards.....	2015.....125.9
Passing Yards.....	2892.....180.8
Points Scored.....	264.....16.5

1981 CHICAGO BEARS STATISTICS

Record: 6-10, .375**5th Place, NFC Central****Head Coach: Neill Armstrong**

09/06 L	9-16	GREEN BAY	62,411
09/13 L	17-28	at San Francisco	49,520
09/20 W	28-17	TAMPA BAY	60,130
09/28 L	7-24	L.A. RAMS	62,461
10/04 L	21-24	at Minnesota	43,827
10/11 L	7-24	WASHINGTON	57,683
10/19 L	17-48	at Detroit	71,273
10/25 W	20-17	ot SAN DIEGO	52,905
11/01 L	10-20	at Tampa Bay	63,688
11/08 W	16-13	ot at Kansas City	60,605
11/15 L	17-21	at Green Bay	55,338
11/22 L	7-23	DETROIT	50,082
11/26 L	9-10	at Dallas	63,499
12/06 W	10-9	MINNESOTA	50,766
12/13 W	23-6	at Oakland	40,384
12/20 W	35-24	DENVER	40,125

	Bears	Opp
TOTAL FIRST DOWNS	278	290
Rushing	126	120
Passing	126	144
Penalty	26	26
3rd Down: Made/Att	95/268	73/233
3rd Down Pct.	35.4	31.3
4th Down: Made/Att	NA	NA
4th Down Pct.	NA	NA
TOTAL NET YARDS	4633	5394
Avg. Per Game	289.6	337.1
Total Plays	1134	1076
Avg. Per Play	4.1	5.0
NET YARDS RUSHING	2171	2146
Avg. Per Game	135.7	134.1
Total Rushes	608	521
NET YARDS PASSING	2462	3248
Avg. Per Game	153.9	203.0
Sacked/Yards Lost	35/266	31/279
Gross Yards	2728	3527
Att./Completions	489/222	525/233
Completion Pct.	45.4	44.4
Had Intercepted	23	18
PUNTS/AVERAGE	114/39.7	98/40.7
NET PUNTING AVG.	33.3	33.3
PENALTIES/YARDS	121/996	119/947
FUMBLES/BALL LOST	37/17	33/22
TOUCHDOWNS	31	39
Rushing	13	13
Passing	14	23
Returns	4	3

PASSING	Att	Cmp	Yds	Cmp%	Yd/Att	TD	TD%	Int	Int%	Lg	Sack/Lost	Rating
Evans	436	195	2354	44.7	5.40	11	2.5	20	4.6	85	23/173	51.0
Phipps	17	11	171	64.7	10.06	2	11.8	0	0.0	43	5/41	19.7
Avellini	32	15	185	46.9	5.78	1	3.1	3	9.4	72	7/52	36.4
Baschnagel	1	1	18	100.0	18.00	0	0.0	0	0.0	0	0/0	118.8
Payton	2	0	0	0.0	0.00	0	0.0	0	0.0	0	0/0	39.6
Parsons	1	0	0	0.0	0.00	0	0.0	0	0.0	0	0/0	39.6
BEARS	469	222	2728	45.4	5.82	14	3.0	23	4.9	85	35/266	53.6
OPPONENTS	525	233	3527	44.4	6.72	23	4.4	18	3.4	91	31/279	67.6

Score by Period	1	2	3	4	OT	Tot
BEARS	41	71	55	90	6	263
OPPONENTS	83	83	63	95	0	324

SCORING	TDs:	Ru-	Pa-	R-K-PAT	F6	S	Pts
Roveto	0	0	0	0	19/20	10/18	0 49
Payton	8	6	2	0	0	0	0 48
Suhey	3	3	0	0	0	0	0 18
Evans	3	3	0	0	0	0	0 18
Baschnagel	3	0	3	0	0	0	0 18
Watts	3	0	3	0	0	0	0 18
Anderson	2	0	2	0	0	0	0 12
D. Williams	2	0	2	0	0	0	0 12
Thomas	0	0	0	0	2/3	2/3	0 8
Nielsen	0	0	0	0	8/8	0/2	0 8
Earl	1	0	1	0	0	0	0 6
Bell	1	0	0	1	0	0	0 6
J. Fisher	1	0	0	1	0	0	0 6
Margerum	1	0	1	0	0	0	0 6
Harper	1	1	0	0	0	0	0 6
Fencik	1	0	0	1	0	0	0 6
Harris	1	0	0	1	0	0	0 6
Plank	0	0	0	0	0	1	2
BEARS	31	13	14	4	29/31	12/23	1 253
OPPONENTS	39	13	23	3	36/38	17/29	1 324

RUSHING	No	Yds	Avg	Lg	TD
Payton	339	1222	3.6	39	6
Suhey	150	521	3.5	26	3
Evans	43	218	5.1	25	3
Harper	34	106	3.1	11	1
McClendon	30	74	2.5	17	0
D. Williams	2	19	9.5	14	0
Margerum	1	11	11.0	11	0
Baschnagel	1	10	10.0	10	0
Phipps	1	0	0.0	0	0
Avellini	3	-1	-0.3	0	0
Neal	1	-6	-6.0	-6	0
Parsons	1	-6	-6.0	-6	0
BEARS	608	2171	3.6	39	13
OPPONENTS	521	2146	4.1	59	13

RECEIVING	No	Yds	Avg	Lg	TD
Payton	41	379	9.2	30	2
Margerum	39	584	15.0	41	1
Baschnagel	34	554	16.3	72	3
Suhey	33	168	5.1	15	0
Watts	27	465	17.2	42	3
D. Williams	18	126	7.0	14	2
Earl	10	118	11.8	24	1
Anderson	9	243	27.0	85	2
B. Williams	3	32	10.7	16	0
Cobb	2	20	10.0	11	0
Harper	2	10	5.0	8	0
McClendon	2	4	2.0	4	0
Harris	1	18	18.0	18	0
Zanders	1	7	7.0	7	0
BEARS	222	2728	12.3	85	14
OPPONENTS	233	3527	15.1	94	23

PUNTING	No	Yds	Avg	Net	TB	In	Lg	B
Parsons	114	4531	39.7	33.3	7	31	55	0
BEARS	114	4531	39.7	33.3	7	31	55	0
OPPONENTS	98	3985	40.7	33.3	10	15	67	0

INTS	No	Yds	Avg	Lg	TD
Fencik	6	121	20.2	69	1
Henderson	4	84	21.0	39	0
Schmidt	2	4	2.0	4	0
J. Fisher	2	3	1.5	3	0
Bell	1	92	92.0	92	1
Harris	1	44	44.0	44	1
Walterscheid	1	0	0.0	0	0
Singletary	1	-3	-3.0	-3	0
BEARS	18	345	19.2	92	3
OPPONENTS	23	385	16.7	50	2

KO RETURNS	No	Yds	Avg	Lg	TD
D. Williams	23	486	21.1	42	0
Moorehead	23	476	20.7	56	0
Baschnagel	2	34	17.0	23	0
J. Fisher	6	96	16.0	23	0
Frazier	6	77	12.8	15	0
B. Williams	1	35	35.0	35	0
B. Fisher	2	15	7.5	9	0
Anderson	1	-5	-5.0	-5	0
BEARS	64	1214	19.0	56	0
OPPONENTS	44	937	21.3	47	0

PUNT RET.	Ret	FC	Yds	Avg	Lg	TD
J. Fisher	43	20	509	11.8	88	1
Walterscheid	1	0	6	6.0	6	0
Plank	1	1	3	3.0	3	0
Baschnagel	0	3	0	0.0	0	0
BEARS	45	24	518	11.5	88	1
OPPONENTS	66	12	594	9.0	55	1

F6s	1-19	20-29	30-39	40-49	50+
Roveto	0/1	6/7	2/3	2/7	0/0
Thomas	0/0	1/2	1/1	0/0	0/0
Nielsen	0/0	0/1	0/1	0/0	0/0
BEARS	0/1	7/10	3/5	2/7	0/0
OPPONENTS	1/1	3/5	6/8	6/11	1/4

DEFENSE (Top 10)	T	S	A	FF	FR	PD	Sa	Int
Fencik	135	112	23	2	1	17	1.0	6
Wilson	81	65	16	2	3	3	0.0	0
Campbell	77	47	30	0	1	2	0.0	0
Singletary	72	60	12	1	0	4	0.0	1
Hampton	68	56	12	1	0	4	0.0	0
Plank	67	51	16	0	4	11	3.0	0
Harris	61	47	14	1	3	5	2.0	1
Page	61	49	12	0	1	4	9.0	0
Henderson	58	52	6	0	1	19	0.0	0
Kunz	57	42	15	0	0	2	0.0	0

SACKS: Page 9.0, Hampton 9.0, Osborne 4.0, Plank 3.0, Harris 2.0, Hartenstein 2.0, Fencik 1.0, Walterscheid 1.0

TEAM 31.0, OPPONENTS 35.0

USUAL STARTERS										RANKINGS			
Offense					Defense					Team Stats		Bears	
WR.....	Baschnagel/Watts	RE.....	Al Harris							Total Yards.....	4633	Avg.....	289.6
LT.....	Ted Albrecht	RT.....	Alan Page							Rushing Yards.....	2171	Avg.....	135.7
LG.....	Noah Jackson	LT.....	Jim Osborne							Passing Yards.....	2462	Avg.....	153.9
C.....	Dan Neal	LE.....	Dan Hampton							Points Scored.....	253	Avg.....	15.8
RG.....	Emanuel Zanders	WLB.....	Gary Campbell										
RT.....	Keith Van Horne	MLB.....	Mike Singletary										
TE.....	Robin Earl	SLB.....	Otis Wilson							Total Yards.....	5394	Avg.....	337.1
WR.....	Margerum/Baschnagel	RCB.....	Reuben Henderson							Rushing Yards.....	2146	Avg.....	134.1
QB.....	Vince Evans	LCB.....	Terry Schmidt							Passing Yards.....	3248	Avg.....	203.0
RB.....	Walter Payton	SS.....	Gary Fencik							Points Scored.....	324	Avg.....	20.3
FB.....	Matt Suhey	FS.....	Doug Plank										



1982 CHICAGO BEARS STATISTICS

Record: 3-6, .333**5th Place, NFC Central****Head Coach: Mike Ditka**

09/12	L	10-17	at Detroit	71,337	
09/19	L	0-10	NEW ORLEANS	56,600	
11/21	W	20-17	DETROIT	46,783	
11/28	L	7-35	at Minnesota	54,724	
12/05	W	26-13	NEW ENGLAND	36,973	
12/12	L	14-20	at Seattle	52,826	
12/19	L	7-10	ST. LOUIS	43,270	
12/26	W	34-26	at LA Rams	46,502	
01/02	L	23-26	ot at Tampa Bay	68,112	

	Bears	Opp.
TOTAL FIRST DOWNS	153	166
Rushing	56	53
Passing	83	102
Penalty	14	11
3rd Down: Made/Att	47/128	36/119
3rd Down Pct.	36.7	30.3
4th Down: Made/Att	1/4	3/9
4th Down Pct.	25.0	33.3
TOTAL NET YARDS	2493	2851
Avg. Per Game	277.0	318.8
Total Plays	571	585
Avg. Per Play	4.4	4.9
NET YARDS RUSHING	988	902
Avg. Per Game	109.8	100.2
Total Rushes	276	261
NET YARDS PASSING	1505	1949
Avg. Per Game	167.2	216.6
Sacked/Yards Lost	33/244	30/240
Gross Yards	1749	2189
Att./Completions	262/141	294/164
Completion Pct.	53.8	55.8
Had Intercepted	11	13
PUNTS/AVERAGE	59/41.6	49/41.6
NET PUNTING AVG.	35.2	37.1
PENALTIES/YARDS	58/422	52/451
FUMBLES/BALL LOST	16/8	20/7
TOUCHDOWNS	16	20
Rushing	5	4
Passing	10	14
Returns	1	2

PASSING	Att	Cmp	Yds	Cmp%	Yd/Att	TD	TD%	Int	Int%	Lg	Sack/Lost	Rating
McMahon	210	120	1501	57.1	7.15	9	4.3	7	3.3	50	27/196	80.1
Avellini	20	8	84	40.0	4.20	0	0.0	0	0.0	21	4/31	52.9
Evans	28	12	125	42.9	4.46	0	0.0	4	14.3	19	2/17	16.8
Payton	3	1	39	33.3	13.00	1	33.3	0	0.0	39	0/0	122.0
Baschnagel	1	0	0	0.0	0.00	0	0.0	0	0.0	0	0/0	39.6
BEARS	262	141	1749	53.8	6.68	10	3.8	11	4.2	50	33/244	69.9
OPPONENTS	294	164	2189	55.8	7.45	14	4.8	13	4.4	65	30/240	77.3

Score by Period	1	2	3	4	OT	Tot
BEARS	44	50	17	30	0	141
OPPONENTS	37	60	30	44	3	174

SCORING	TDs:Ru-Pa-R	K-PAT	FG	S	Pts
Moorehead	5	0	5	0	30
Roveto	0	0	0	0	10/10 4/13 0
B. Thomas	0	0	0	0	6/6 5/7 0
Margerum	3	0	3	0	0
Suhey	3	3	0	0	0
Baschnagel	2	0	2	0	0
McMahon	1	1	0	0	0
Payton	1	1	0	0	0
Wilson	1	0	0	1	0
Osborne	0	0	0	0	1

RUSHING	No	Yds	Avg	Lg	TD
Payton	148	596	4.0	26	1
Suhey	70	206	2.9	13	3
McMahon	24	105	4.4	11	1
McClendon	17	47	2.8	13	0
Gentry	4	21	5.3	9	0
Harper	3	7	2.3	8	0
C. Thomas	5	4	0.8	3	0
Moorehead	2	3	1.5	6	0
Evans	2	0	0.0	6	0
Watts	1	-1	-1.0	-1	0
BEARS	276	988	3.6	26	5
OPPONENTS	261	902	3.5	47	4

RECEIVING	No	Yds	Avg	Lg	TD
Suhey	36	333	9.3	45	0
Payton	32	311	9.7	40	0
Moorehead	30	363	12.1	50	5
Margerum	14	207	14.8	28	3
Baschnagel	12	194	16.2	39	2
Watts	8	217	27.1	40	0
Earl	4	56	14.0	18	0
Scott	2	44	22.0	27	0
Gentry	1	9	9.0	9	0
Harper	1	8	8.0	8	0
McClendon	1	7	7.0	7	0
BEARS	141	1749	12.4	50	10
OPPONENTS	164	2189	13.3	65	14

PUNTING	No	Yds	Avg	Net	TB	In	Lg	B
Parsons	58	2394	41.3		3	9	81	0
McMahon	1	59	59.0		0	0	59	0
BEARS	59	2453	41.6	35.2	3	9	81	0
OPPONENTS	49	2038	41.6	37.1	4	7	60	0

INTS	No	Yds	Avg	Lg	TD
Schmidt	4	39	9.8	29	0
Fisher	3	19	6.3	19	0
Wilson	2	39	19.5	39	1
Fencik	2	2	1.0	2	0
Frazier	2	0	0.0	0	0
BEARS	13	99	7.6	39	1
OPPONENTS	11	195	17.7	99	2

KO RETURNS	No	Yds	Avg	Lg	TD
Watts	14	330	23.6	36	0
Gentry	9	161	17.9	23	0
Fisher	7	102	14.6	20	0
Bell	1	14	14.0	14	0
Harper	2	10	5.0	10	0
Muckensturm	1	5	5.0	5	0
BEARS	34	622	18.3	36	0
OPPONENTS	30	537	17.9	32	0

PUNT RET.	Ret	FC	Yds	Avg	Lg	TD
Gentry	15	5	77	5.1	16	0
Fisher	9	6	65	7.2	17	0
BEARS	24	11	142	5.9	17	0
OPPONENTS	34	7	314	9.2	37	0

FGs	1-19	20-29	30-39	40-49	50+
Roveto	1/1	0/0	0/4	2/4	1/4
B. Thomas	1/1	0/0	1/2	3/3	0/1
BEARS	2/2	0/0	1/6	5/7	1/5
OPPONENTS	0/0	2/3	7/10	3/4	0/0

DEFENSE (Top 10)	T	S	A	FF	FR	PD	Sa
Int							
Fencik	82	52	30	0	0	5	0.0 2
Hampton	71	62	9	1	0	0	0.0 0
Singletary	71	61	10	1	1	2	1.0 0
Walterscheid	62	45	17	0	0	5	0.0 0
Wilson	40	31	9	0	0	1	2.0 2
Campbell	36	24	12	1	2	5	1.0 2
Frazier	31	28	3	1	1	12	1.0 2
Osborne	31	27	4	1	0	2	5.0 0
Schmidt	30	24	6	0	0	10	0.0 4
Fisher	29	23	6	0	0	2	0.0 3

SACKS: Hampton 7.0, Osborne 5.0, Hartenstine 4.5, McMichael 4.0, Harris 2.5, Wilson 2.0, Singletary 1.0, Campbell 1.0, Frazier 1.0, Bell 1.0, Herron 1.0
TEAM 30.0, OPPONENTS 33.0

USUAL STARTERS

Offense

WR.....Ken Margerum
 LT.....Phil McKinney
 LG.....Noah Jackson
 C.....Dan Neal
 RG.....Jeff Williams
 RT.....Keith Van Horne
 TE.....Emery Moorehead
 WR.....Brian Baschnagel
 QB.....Jim McMahon
 RB.....Walter Payton
 FB.....Matt Suhey

Defense

RE.....Al Harris
 RT.....Dan Hampton
 LT.....Jim Osborne
 LE.....Mike Hartenstine
 WLB.....Gary Campbell
 MLB.....Mike Singletary
 SLB.....Otis Wilson
 RCB.....Leslie Frazier
 LCB.....Terry Schmidt
 SS.....Gary Fencik
 FS.....Len Walterscheid

RANKINGS

Team Stats

Bears
 Total Yards.....2493.....277.0.....26
 Rushing Yards.....988.....109.8.....18
 Passing Yards.....1505.....167.2.....23
 Points Scored.....141.....15.7.....-

Opp

Avg
 Total Yards.....2851.....316.8.....16
 Rushing Yards.....902.....100.2.....5
 Passing Yards.....1949.....216.6.....21
 Points Scored.....174.....19.3.....-

1983 CHICAGO BEARS STATISTICS

Record: 8-8, .500

T-2nd Place, NFC Central

Head Coach: Mike Ditka

09/04 L 17-20	ATLANTA	60,165
09/11 W 17-10	TAMPA BAY	58,186
09/18 L 31-34	ot at New Orleans	64,692
09/25 L 19-22	ot at Baltimore	34,350
10/02 W 31-14	DENVER	58,210
10/09 L 14-23	MINNESOTA	59,632
10/16 L 17-31	at Detroit	66,709
10/23 W 7-6	at Philadelphia	45,263
10/30 L 17-38	DETROIT	58,764
11/06 L 14-21	at L.A. Rams	53,010
11/13 W 17-14	PHILADELPHIA	47,524
11/20 W 27-0	at Tampa Bay	36,816
11/27 W 13-3	SAN FRANCISCO	40,483
12/04 L 28-31	at Green Bay	51,147
12/11 W 19-13	at Minnesota	57,880
12/18 W 23-21	GREEN BAY	35,807

	Bears	Opp
TOTAL FIRST DOWNS	308	286
Rushing	154	113
Passing	136	154
Penalty	18	19
3rd Down: Made/Att	79/231	72/216
3rd Down Pct.	34.2	33.3
4th Down: Made/Att	14/22	8/14
4th Down Pct.	63.6	57.1
TOTAL NET YARDS	5830	5132
Avg. Per Game	364.4	320.8
Total Plays	1083	1023
Avg. Per Play	5.4	5.0
NET YARDS RUSHING	2727	2000
Avg. Per Game	170.4	125.0
Total Rushes	583	482
NET YARDS PASSING	3103	3132
Avg. Per Game	193.9	195.8
Sacked/Yards Lost	53/358	51/384
Gross Yards	3461	3526
Att./Completions	447/255	490/249
Completion Pct.	57.0	50.8
Had Intercepted	21	22
PUNTS/AVERAGE	94/36.2	99/38.6
NET PUNTING AVG.	94/31.7	99/32.1
PENALTIES/YARDS	107/869	86/687
FUMBLES/BALL LOST	26/14	37/17
TOUCHDOWNS	39	36
Rushing	14	20
Passing	21	15
Returns	4	1

PASSING	Att	Cmp	Yds	Cmp%	Yd/Att	TD	TD%	Int	Int%	Lg	Sack/Lost	Rating
McMahon	295	175	2184	59.3	7.40	12	4.1	13	4.4	87	42/266	77.7
Evans	145	76	1108	52.4	7.64	5	3.4	7	4.8	72	11/92	68.9
Payton	6	3	95	50.0	15.83	3	50.0	2	33.3	56	0/0	95.8
Suhey	1	1	74	100.0	74.00	1	100.0	0	0.0	74	0/0	158.3
BEARS	447	255	3461	57.0	7.74	21	4.7	22	4.9	87	53/358	77.1
OPPONENTS	490	249	3526	50.8	7.20	15	3.1	21	4.3	74	51/384	66.8

Score by Period	1	2	3	4	OT	Tot
BEARS	55	104	40	112	0	311
OPPONENTS	78	63	83	71	6	301

SCORING	TDs:	RU	P	PA	R	K	PAT	FG	S	Pts
B.Thomas	0	0	0	0	0	35/38	14/25	0	77	
Payton	8	6	2	0	0			0	48	
Gault	8	0	8	0	0			0	48	
Suhey	5	4	1	0	0			0	30	
McKinnon	5	0	4	1	0			0	30	
McMahon	3	2	1	0	0			0	18	
Moorehead	3	0	3	0	0			0	18	
Margerum	2	0	2	0	0			0	12	
Evans	1	1	0	0	0			0	6	
Frazier	1	0	0	1	0			0	6	
Hutchinson	1	1	0	0	0			0	6	
Schmidt	1	0	0	1	0			0	6	
Hartenstine	1	0	0	1	0			0	6	
BEARS	39	14	21	4	35/38	14/25	0	311		
OPPONENTS	36	20	15	1	34/36	17/23	0	301		

RUSHING	No	Yds	Avg	Lg	TD
Payton	314	1421	4.5	49	6
Suhey	149	681	4.6	39	4
McMahon	55	307	5.6	32	2
Evans	22	142	6.5	27	1
Gentry	16	65	4.1	17	0
Gault	4	31	7.8	22	0
Parsons	1	27	27.0	27	0
C. Thomas	8	25	3.1	9	0
Hutchinson	6	13	2.2	5	1
Margerum	1	7	7.0	7	0
Moorehead	5	6	1.2	5	0
Baschnagel	2	2	1.0	2	0
BEARS	583	2727	4.7	49	14
OPPONENTS	482	2000	4.1	71	20

RECEIVING	No	Yds	Avg	Lg	TD
Payton	53	607	11.5	74	2
Suhey	49	429	8.8	52	1
Moorehead	42	597	14.2	36	3
Gault	40	836	20.9	87	8
Margerum	21	336	16.0	60	2
McKinnon	20	326	16.3	49	4
Saldi	12	119	9.9	16	0
Dunsmore	8	102	12.8	24	0
Baschnagel	5	70	14.0	24	0
C. Thomas	2	13	6.5	7	0
Gentry	2	8	4.0	6	0
McMahon	1	18	18.0	18	1
BEARS	255	3461	13.6	87	21
OPPONENTS	249	3526	14.2	74	15

PUNTING	No	Yds	Avg	Net	TB	In	Lg	B
Parsons	79	2916	36.9	5	22	54	0	0
Stachowicz	14	447	31.9	0	0	48	2	0
BEARS	94	3399	36.2	36.2	5	22	54	2
OPPONENTS	99	3821	38.6	38.6	10	25	60	1

INTS	No	Yds	Avg	Lg	TD
Frazier	7	135	19.3	56	1
Schmidt	5	31	6.2	32	1
Richardson	5	9	1.8	6	0
Fencik	2	34	17.0	20	0
Wilson	1	6	6.0	6	0
Singletary	1	0	0.0	0	0
BEARS	21	215	10.2	56	2
OPPONENTS	22	291	13.2	35	1

KO RETURNS	No	Yds	Avg	Lg	TD
Hutchinson	17	259	15.2	28	0
Gault	13	276	21.2	38	0
Gentry	7	130	18.6	28	0
Watts	5	79	15.8	21	0
Duerson	3	66	22.0	24	0
Baschnagel	3	42	14.0	19	0
McKinnon	2	42	21.0	25	0
BEARS	58	953	16.4	38	0
OPPONENTS	66	1229	18.6	61	0

PUNT RET.	Ret	FC	Yds	Avg	Lg	TD
McKinnon	34	3	316	9.3	59	1
Fisher	13	3	71	5.5	11	0
Gault	9	1	61	6.8	12	0
BEARS	56	7	448	8.0	59	1
OPPONENTS	44	13	322	7.3	34	0

FGs	1-19	20-29	30-39	40-49	50+
B. Thomas	1/1	9/9	0/4	3/6	1/5
BEARS	1/1	9/9	0/4	3/6	1/5
OPPONENTS	1/1	7/7	7/8	2/6	0/1

DEFENSE (Top 10)	T	S	A	FF	FR	PD	Sa	Int
Singletary	147	120	27	1	4	7	3.5	1
Bell	115	92	23	1	1	6	3.0	0
Wilson	103	87	16	2	0	7	1.0	1
Hartenstine	71	56	15	3	1	4	12.0	0
Richardson	69	58	11	0	1	20	0.5	5
Osborne	61	48	13	5	1	2	5.0	0
Frazier	60	52	8	0	1	21	0.0	7
Harris	57	48	9	0	2	0	7.0	0
Duerson	51	41	10	1	0	4	0.0	0
Hampton	47	40	7	0	0	4	5.0	0

SACKS: Hartenstine 12.0, McMichael 8.5, Harris 7.0, Hampton 5.0, Osborne 5.0, Singletary 3.5, Bell 3.0, Dent 3.0, Cabral 1.0, Campbell 1.0, Keys 1.0

TEAM 51.0, OPPONENTS 53.0

USUAL STARTERS												
Offense						Defense						
WR.....Willie Gault						RE.....Dan Hampton						
LT.....Jim Covert						RT.....Steve McMichael						
LG.....Noah Jackson						LT.....Jim Osborne						
C.....Jay Hilgenberg						LE.....Mike Hartenstine						
RG.....Kurt Becker						WLB.....Al Harris						
RT.....Keith Van Horne						MLB.....Mike Singletary						
TE.....Emery Moorehead						SLB.....Otis Wilson						
WR.....Ken Margerum						RCB.....Leslie Frazier						
QB.....Jim McMahon						LCB.....Mike Richardson						
RB.....Walter Payton						SS.....Todd Bell						
FB.....Matt Suhey						FS.....Gary Fencik						

RANKINGS			
Team Stats	Bears	Avg	Rank
Total Yards.....	5830	364.4	4
Rushing Yards.....	2727	170.4	1
Passing Yards.....	3103	193.9	17
Points Scored.....	311	19.4	-
Opp			
	Opp	Avg	Rank
Total Yards.....	5132	320.8	8
Rushing Yards.....	2000	125.0	t11
Passing Yards.....	3132	195.8	12
Points Scored.....	301	18.8	-



CHICAGO BEARS ALL-TIME RESULTS

1984 CHICAGO BEARS STATISTICS

Record: 10-6, .625

1st Place, NFC Central

Head Coach: Mike Ditka

09/02 W	34-14	TAMPA BAY	58,789
09/09 W	27-0	DENVER	54,335
09/16 W	9-7	at Green Bay	55,795
09/23 L	9-38	at Seattle	61,520
09/30 L	14-23	DALLAS	63,623
10/07 W	20-7	NEW ORLEANS	53,752
10/14 L	21-38	at St. Louis	49,554
10/21 W	44-9	at Tampa Bay	60,003
10/28 W	16-7	MINNESOTA	57,517
11/04 W	17-6	L.A. RAIDERS	59,585
11/11 L	13-29	at L.A. Rams	62,021
11/18 W	16-14	DETROIT	54,911
11/25 W	34-3	at Minnesota	56,881
12/03 L	7-20	at San Diego	45,470
12/09 L	14-20	GREEN BAY	59,374
12/16 W	30-13	at Detroit	53,252

PLAYOFFS

12/30 W	23-19	at Washington	55,431
01/06 L	0-23	at San Francisco	61,040

	Bears	Opp
TOTAL FIRST DOWNS	297	216
Rushing	164	72
Passing	115	122
Penalty	18	22
3rd Down: Made/Att	105/256	55/209
3rd Down Pct.	41.0	26.3
4th Down: Made/Att	9/23	2/11
4th Down Pct.	39.1	18.2
TOTAL NET YARDS	5437	3860
Avg. Per Game	339.8	241.3
Total Plays	1100	885
Avg. Per Play	4.9	4.4
NET YARDS RUSHING	2974	1377
Avg. Per Game	185.9	86.1
Total Rushes	674	378
NET YARDS PASSING	2463	2486
Avg. Per Game	153.9	155.4
Sacked/Yards Lost	36/232	72/583
Gross Yards	2695	3069
Att./Completions	390/226	435/197
Completion Pct.	57.9	45.3
Had Intercepted	15	21
PUNTS/AVERAGE	85/39.2	100/41.3
NET PUNTING AVG.	85/35.3	100/34.3
PENALTIES/YARDS	114/851	86/698
FUMBLES/BALL LOST	31/16	33/13
TOUCHDOWNS	37	29
Rushing	22	10
Passing	14	14
Returns	1	5

PASSING	Att	Cmp	Yds	Cmp%	Yd/Att	TD	TD%	Int	Int%	Lg	Sack/Lost	Rating
McMahon	143	85	1146	59.4	8.01	8	5.6	2	1.4	61	10/48	97.8
Fuller	78	53	595	67.9	7.63	3	3.8	0	0.0	30	7/41	103.1
Lisch	85	43	413	50.6	4.86	0	0.0	6	7.1	23	13/91	34.9
Avellini	53	30	288	56.6	5.43	0	0.0	3	5.7	50	5/43	48.1
Landry	21	11	199	52.4	9.48	1	4.8	3	14.3	55	0/0	62.8
Payton	8	3	47	37.5	5.88	2	40.0	0	0.0	17	0/0	66.9
Baschnagel	2	1	7	50.0	3.5	0	0.0	1	50.0	7	0/0	43.9
BEARS	390	226	2695	57.9	6.91	14	3.6	15	3.8	61	36/232	75.3
OPPONENTS	435	197	3069	45.4	7.07	14	3.2	21	4.8	88	72/583	60.0

Score by Period	1	2	3	4	OT	Tot
BEARS	91	107	62	65	0	325
OPPONENTS	33	73	53	89	0	248

SCORING	TDs	R	Pa	R	K	PAT	FG	S	Pts
B. Thomas	0	0	0	0	35	37/22	28	0	101
Payton	11	11	0	0	0	0	0	0	66
Suhey	6	4	2	0	0	0	0	0	36
Gault	6	0	6	0	0	0	0	0	36
McKinnon	3	0	3	0	0	0	0	0	18
McMahon	2	2	0	0	0	0	0	0	12
Fuller	1	1	0	0	0	0	0	0	6
Landry	1	1	0	0	0	0	0	0	6
Bell	1	0	0	1	0	0	0	0	6
Gentry	1	1	0	0	0	0	0	0	6
Hutchinson	1	1	0	0	0	0	0	0	6
C. Thomas	1	1	0	0	0	0	0	0	6
Anderson	1	0	1	0	0	0	0	0	6
Dunsmore	1	0	1	0	0	0	0	0	6
Moorehead	1	0	1	0	0	0	0	0	6

BEARS	37	22	14	1	35	37	22	28	1	325
OPPONENTS	29	10	14	5	26	29	16	21	0	248

RUSHING	No	Yds	Avg	Lg	TD
Payton	391	1684	4.4	72	11
Suhey	124	424	3.4	21	4
McMahon	39	276	7.1	30	2
C. Thomas	40	186	4.7	37	1
Lisch	18	121	6.7	31	0
Fuller	15	89	5.9	26	1
Gentry	21	79	3.8	22	1
Jordan	11	70	6.4	29	0
Hutchinson	14	39	2.8	6	1
McKinnon	2	12	6.0	21	0
Landry	2	1	0.5	1	1
Avellini	3	-5	-1.7	0	0
Moorehead	1	-2	-2.0	-2	0
BEARS	674	2974	4.4	72	22
OPPONENTS	378	1377	3.6	44	10

RECEIVING	No	Yds	Avg	Lg	TD
Payton	45	368	8.2	31	0
Suhey	41	309	7.5	23	2
Gault	34	587	17.3	61	6
McKinnon	30	434	14.5	32	3
Moorehead	29	497	17.1	50	1
Dunsmore	9	106	11.8	25	1
Saldi	9	90	10.0	20	0
C. Thomas	9	39	4.3	9	0
Baschnagel	6	53	8.8	17	0
Gentry	4	29	7.3	13	0
Anderson	3	77	25.7	49	1
Krenk	2	31	15.5	24	0
McMahon	1	42	42.0	42	0
McMahon	1	13	13.0	13	0
Cabral	1	7	7.0	7	0
BEARS	226	2695	11.9	61	14
OPPONENTS	197	3069	15.6	88	14

PUNTING	No	Yds	Avg	Net	TB	In	Lg	B
Finzer	83	3328	40.1	35.3	4	26	87	2
BEARS	85	3328	39.2	35.3	4	26	87	2
OPPONENTS	100	4130	41.3	34.3	7	12	62	0

INTS	No	Yds	Avg	Lg	TD
Fencik	5	102	20.4	61	0
Frazier	5	89	17.8	33	0
Bell	4	46	11.5	36	1
Richardson	2	7	3.5	7	0
Harris	1	34	34.0	34	0
Gayle	1	1	1.0	1	0
Duerson	1	9	9.0	9	0
Singletary	1	4	4.0	4	0
Schmidt	1	0	0.0	0	0
BEARS	21	290	13.8	61	1
OPPONENTS	15	241	16.1	66	3

KO RETURNS	No	Yds	Avg	Lg	TD
Cameron	26	485	18.7	40	0
Gentry	11	209	19.0	33	0
Duerson	5	95	19.0	26	0
Bell	1	35	35.0	35	0
Jordan	5	62	12.4	22	0
Gault	1	12	12.0	12	0
BEARS	49	898	18.3	40	0
OPPONENTS	68	1443	21.2	97	1

PUNT RET.	Ret	FC	Yds	Avg	Lg	TD
Fisher	58	11	492	8.5	28	0
Duerson	1	0	4	4.0	4	0
McKinnon	5	0	62	12.4	18	0
BEARS	64	11	558	8.7	28	0
OPPONENTS	41	12	249	6.1	21	0

FGs	1-19	20-29	30-39	40-49	50+
B. Thomas	3/3	6/7	5/6	6/9	2/3
BEARS	3/3	6/7	5/6	6/9	2/3
OPPONENTS	0/0	6/6	1/2	8/11	1/2

DEFENSE (Top 10)	T	S	A	FF	FR	PD	Sa	Int
Singletary	116	81	35	3	1	4	3.5	1
Fencik	103	82	21	0	1	9	1.0	5
Bell	77	58	19	1	2	5	4.5	4
Harris	68	52	16	0	0	6	2.0	1
Wilson	61	47	14	1	0	3	7.5	0
Hampton	54	40	14	1	3	2	11.5	0
McMichael	42	30	12	0	0	2	10.0	0
Dent	39	31	8	4	1	1	17.5	0
Richardson	36	31	5	0	1	13	0.2	0
Hartenstine	36	24	12	2	2	0	6.0	0
SACKS: Dent 17.5, Hampton 11.5, McMichael 10.0, Wilson 7.5, Hartenstine 6.0, Bell 4.5, Singletary 3.5, Duerson 3.0, Keys 2.5, Harris 2.0, Waechter 2.0, Fencik 1.0, Osborne 1.0								
TEAM 72.0, OPPONENTS 36.0								

USUAL STARTERS										RANKINGS				
Offense					Defense					Team Stats		Bears	Avg	Rank
WR	Willie Gault			RE	Richard Dent			Total Yards	5437	339.8	7
LT	Jim Covert			RT	Dan Hampton			Rushing Yards	2974	185.9	1
LG	Mark Bortz			LT	Steve McMichael			Passing Yards	2463	153.9	26
C	Jay Hilgenberg			LE	Mike Hartenstine			Points Scored	325	20.3	-
RG	Kurt Becker			WLB	Al Harris							
RT	Keith Van Horne			MLB	Mike Singletary							
TE	Emery Moorehead			SLB	Otis Wilson			Total Yards	3860	241.3	1
WR	Dennis McKinnon			RCB	Leslie Frazier			Rushing Yards	1377	86.1	1
QB	S. Fuller/J. McMahon			LCB	Mike Richardson			Passing Yards	2486	155.4	2
RB	Walter Payton			SS	Todd Bell			Points Scored	248	15.5	-
FB	Matt Suhey			FS	Gary Fencik							

1985 CHICAGO BEARS STATISTICS

Record: 15-1, .938**1st Place, NFC Central****Head Coach: Mike Ditka**

09/08	W	38-28	TAMPA BAY	57,828
09/15	W	20-7	NEW ENGLAND	60,533
09/19	W	33-24	at Minnesota	61,242
09/29	W	45-10	WASHINGTON	63,708
10/06	W	27-19	at Tampa Bay	51,795
10/13	W	26-10	at San Francisco	60,523
10/21	W	23-7	GREEN BAY	65,095
10/27	W	27-9	MINNESOTA	63,815
11/03	W	16-10	at Green Bay	55,343
11/10	W	24-3	DETROIT	53,467
11/17	W	44-0	at Dallas	63,855
11/24	W	36-0	ATLANTA	61,769
12/02	L	24-38	at Miami	75,594
12/08	W	17-10	INDIANAPOLIS	59,997
12/14	W	19-6	at New York Jets	74,752
12/22	W	37-17	at Detroit	74,042

PLAYOFFS

01/05	W	21-0	N.Y. GIANTS	
02/07				
01/12	W	24-0	L.A. RAMS	63,522
01/26*	W	46-10	New England	73,818

*Super Bowl XX at Superdome in New Orleans

	Bears	Opp.
TOTAL FIRST DOWNS	343	236
Rushing	176	74
Passing	145	141
Penalty	22	21
3rd Down: Made/Att	85/219	61/205
3rd Down Pct.	38.8	27.8
4th Down: Made/Att	5/13	6/16
4th Down Pct.	38.5	37.5
TOTAL NET YARDS	5837	4135
Avg. Per Game	364.8	258.4
Total Plays	1085	945
Avg. Per Play	5.4	4.4
NET YARDS RUSHING	2761	1319
Avg. Per Game	172.6	82.4
Total Rushes	610	359
NET YARDS PASSING	3076	2816
Avg. Per Game	192.3	176.0
Sacked/Yards Lost	43/227	64/483
Gross Yards	3303	3299
Att./Completions	432/237	522/249
Completion Pct.	54.9	47.7
Had Intercepted	16	34
PUNTS/AVERAGE	68/42.4	90/40.4
NET PUNTING AVG.	68/35.1	90/33.5
PENALTIES/YARDS	104/912	115/934
FUMBLES/BALL LOST	24/15	30/20
TOUCHDOWNS	51	23
Rushing	27	6
Passing	17	16
Returns	7	1

PASSING	Att	Cmp	Yds	Cmp%	Yd/Att
McMahon	313	178	2392	56.9	7.64
Fuller	107	53	777	49.5	7.26
Payton	5	3	96	60.0	19.2
Tomczak	6	2	33	33.3	5.5
Buford	1	1	5	100.0	5.0
BEARS	432	237	3303	54.9	7.65
OPPONENTS	522	249	3299	47.7	6.3

Score by Period	1	2	3	4	OT	Total
BEARS	67	144	123	122	0	456
OPPONENTS	50	77	34	37	0	198

SCORING	TDs:	Ru-	Pa-	R-K-	PAT	FG	S	Pts
Butler	0	0	0	0	51/51	31/38	0	144
Payton	11	9	2	0			0	66
McKinnon	7	0	7	0			0	42
Fuller	5	5	0	0			0	30
McMahon	4	3	1	0			0	24
Thomas	4	4	0	0			0	24
Gentry	3	2	0	1			0	18
Perry	3	2	1	0			0	18
Suhey	2	1	1	0			0	12
Margerum	2	0	2	0			0	12
Gault	2	0	1	1			0	12
Wilson	1	0	0	1			1	8
Dent	1	0	0	1			0	6
Frazier	1	0	0	1			0	6
Wrightman	1	0	1	0			0	6
Rivera	1	0	0	1			0	6
Moorehead	1	0	1	0			0	6
Sanders	1	1	0	0			0	6
Richardson	1	0	0	1			0	6
McMichael	0	0	0	0			1	2
Waechter	0	0	0	0			1	2
BEARS	51	27	17	7	51/51	31/38	3	456
OPPONENTS	23	6	16	12	22/23	12/19	1	198

RUSHING	No	Yds	Avg	Lg	TD
Payton	324	1551	4.8	40	9
Fuller	115	471	4.1	17	1
McMahon	47	252	5.4	19	3
Gentry	30	160	5.3	21	2
Thomas	31	125	4.0	17	4
Sanders	25	104	4.2	28	1
Fuller	24	77	3.2	19	5
Gault	5	18	3.6	11	0
Perry	5	7	1.4	2	2
Tomczak	2	3	1.5	3	0
McKinnon	1	0	0.0	0	0
Margerum	1	-7	-7.0	-7	0
BEARS	610	2761	4.5	40	27
OPPONENTS	359	1319	3.7	37	6

RECEIVING	No	Yds	Avg	Lg	TD
Payton	49	483	9.9	65	2
Moorehead	35	481	13.7	25	1
Gault	33	704	21.3	70	1
Suhey	33	295	8.9	35	1
McKinnon	31	555	17.9	48	7
Wrightman	24	407	17.0	49	1
Margerum	17	190	11.2	20	2
Gentry	5	77	15.4	30	0
Thomas	5	45	9.0	15	0
Maness	1	34	34.0	34	0
McMahon	1	13	13.0	13	1
Sanders	1	9	9.0	9	0
Perry	1	6	6.0	6	0
Dent	1	4	4.0	4	0
BEARS	237	3303	13.9	70	17
OPPONENTS	249	3299	13.2	90t	16

PUNTING	No	Yds	Avg	Net	TB	In	Lg	B
Buford	68	2870	42.2	35.1	14	18	69	1
BEARS	69	2870	41.6	35.1	14	18	69	1
OPPONENTS	90	3639	40.4	33.5	6	11	75	1

INTS	No	Yds	Avg	Lg	TD
Frazier	6	119	19.8	33	1
Duerson	5	58	11.6	25	0
Fencik	5	38	7.6	22	0
Marshall	4	27	5.4	14	0
Richardson	4	174	43.5	90	1
Wilson	3	35	11.7	23	1
Taylor	3	28	9.3	18	0
Dent	2	10	5	9	1
Singletary	1	23	23.0	23	0
Rivera	1	4	4.0	4	0
BEARS	34	512	15.1	90	4
OPPONENTS	46	99	2.2	43	1

KO RETURNS	No	Yds	Avg	Lg	TD
Gault	22	577	26.2	99t	1
Gentry	18	466	25.9	94	1
Taylor	1	18	18.0	18	0
McKinnon	1	16	16.0	16	0
Sanders	1	10	10.0	10	0
Marshall	0	2	0.0	2	0
BEARS	43	1089	25.3	99t	2
OPPONENTS	78	1827	23.4	58	0

PUNT RET.	Ret	FC	Yds	Avg	Lg	TD
Taylor	25	8	198	7.9	21	0
Ortego	17	2	158	9.3	23	0
Duerson	6	0	47	7.8	11	0
Gentry	0	0	47	0.0	47	0
McKinnon	4	0	44	11.0	11	0
Maness	2	0	9	4.5	5	0
BEARS	54	10	503	9.3	47	0
OPPONENTS	24	9	203	8.5	29	0

FGs	1-19	20-29	30-39	40-49	50+
Butler	2/2	13/13	13/14	3/6	0/3
BEARS	2/2	13/13	13/14	3/6	0/3
OPPONENTS	1/1	2/3	5/6	3/5	1/4

DEFENSE

(Top 10)	T	S	A	FF	FR	PD	Sa	Int
Fencik	118	98	20	0	1	15	0.0	5
Singletary	113	89	24	0	3	5	3.0	1
Marshall	78	60	18	2	1	4	6.0	1
Wilson	69	54	15	0	2	5	11.5	3
Duerson	64	55	9	1	1	10	2.0	5
Frazier	52	45	7	0	0	22	0.0	6
McMichael	44	39	5	0	1	2	8.0	0
Richardson	41	37	4	2	1	25	0.0	4
Dent	38	33	5	7	2	7	17.0	2
Hampton	32	26	6	2	3	4	5.0	0
SACKS:	Dent 17.0, Wilson 11.5, McMichael 8.0, Marshall 6.0, Hampton 5.5, Perry 5.0, Singletary 3.0, Waechter 2.5, Duerson 2.0, Keys 2.0, Hartenstein 1.0, Rivera 0.5							
TEAM	64.0, OPPONENTS 43.0							

Black box indicates World Championship.

USUAL STARTERS				RANKINGS			
Offense		Defense		Team Stats	Bears	Avg	Rank
WR	Willie Gault	RE.....	Richard Dent	Total Yards	5837	364.87
LT	Jim Covert	RT.....	William Perry	Rushing Yards	2761	172.61
LG	Mark Bortz	LT	Steve McMichael	Passing Yards	3076	192.320
C	Jay Hilgenberg	LE	Dan Hampton	Points Scored	456	28.5-
RG	Tom Thayer	WLB.....	Wilbur Marshall				
TE	Keith Van Horne	MLB.....	Mike Singletary				
TE	Emery Moorehead	SLB.....	Otis Wilson	Total Yards	4135	258.41
WR	Dennis McKinnon	RCB.....	Leslie Frazier	Rushing Yards	1319	82.41
QB	Jim McMahon	LCB.....	Mike Richardson	Passing Yards	2816	176.03
RB	Walter Payton	SS.....	Dave Duerson	Points Scored	198	12.4-
FB	Matt Suhey	FS.....	Gary Fencik				

RANKINGS		
Team Stats	Bears	Avg
Total Yards.....	5837	364.8
Rushing Yards.....	2761	172.6
Passing Yards.....	3076	192.3
Points Scored.....	456	28.5

RANKINGS		
Team Stats	Opp	Avg
Total Yards.....	4135	258.4
Rushing Yards.....	1319	82.4
Passing Yards.....	2816	176.0
Points Scored.....	198	12.4



1986 CHICAGO BEARS STATISTICS

Record: 14-2, .875

1st Place, NFC Central

Head Coach: Mike Ditka

09/07 W 41-31	CLEVELAND	66,030
09/14 W 13-10	at PHILADELPHIA	65,130
09/22 W 25-12	at Green Bay	55,527
09/28 W 44-7	at Cincinnati	55,146
10/05 W 23-0	MINNESOTA	63,921
10/12 W 20-7	at Houston	46,026
10/19 L 7-23	at Minnesota	62,851
10/26 W 13-7	DETROIT	62,064
11/03 L 17-20	L.A. RAMS	64,877
11/09 W 23-3	at Tampa Bay	70,097
11/16 W 13-10	at Atlanta	55,520
11/23 W 12-10	GREEN BAY	59,291
11/30 W 13-10	at PITTSBURGH	61,425
12/07 W 48-14	TAMPA BAY	52,746
12/15 W 16-13	at Detroit	75,602
12/21 W 24-10	at Dallas	57,256

PLAYOFFS

01/03 L 13-27	WASHINGTON	65,141
---------------	------------	--------

	Bears	Opp
TOTAL FIRST DOWNS	305	241
Rushing	166	67
Passing	118	151
Penalty	21	23
3rd Down: Made/Att	77/207	74/228
3rd Down Pct.	37.0	32.0
4th Down: Made/Att	5/12	11/21
4th Down Pct.	42.0	52.0
TOTAL NET YARDS	5459	4130
Avg. Per Game	341.2	258.1
Total Plays	1045	1002
Avg. Per Play	5.2	4.1
NET YARDS RUSHING	2700	1463
Avg. Per Game	168.8	91.4
Total Rushes	606	427
NET YARDS PASSING	2759	2667
Avg. Per Game	172.4	166.7
Sacked/Yards Lost	24/153	62/503
Gross Yards	2912	3170
Att./Completions	415/208	513/243
Completion Pct.	50.1	47.4
Had Intercepted	25	31
PUNTS/AVERAGE	70/40.7	100/40.9
NET PUNTING AVG.	70/36.9	100/33.5
PENALTIES/YARDS	98/765	110/861
FUMBLES/BALL LOST	36/22	27/16
TOUCHDOWNS	38	20
Rushing	21	4
Passing	12	12
Returns	5	4

PASSING	Att	Cmp	Yds	Cmp%	Yd/Att	TD	TD%	Int	Int%	Lg	Sack/Lost	Rating
Tomczak	151	74	1105	49.0	7.32	2	1.3	10	6.6	85	4/30	50.2
McMahon	150	77	995	51.3	6.63	5	3.3	8	5.3	58t	6/40	61.4
Fuller	64	34	451	53.1	7.05	2	3.1	4	6.3	50t	8/53	60.1
Flutie	46	23	361	50.0	7.85	3	6.5	2	4.3	58t	6/30	80.1
Payton	4	0	0	0.0	0.00	0	0.0	1	25.0	0	0/0	0.0
BEARS	415	208	2912	50.1	7.02	12	2.9	25	6.0	85	24/153	57.6
OPPONENTS	513	243	3170	47.7	6.18	12	2.3	31	6.0	65t	62/503	49.9

Score by Period	1	2	3	4	OT	Tot
BEARS	88	84	82	92	6	352
OPPONENTS	35	36	65	51	0	187

SCORING	TDs:Ru-Pa-R K-PAT	FG	S	Pts
Butler	0 0 0 0 36/38 28/41	0	120	
Payton	11 8 3 0 0	0	66	
Gault	5 0 5 0 0	0	30	
Sanders	5 5 0 0 0	0	30	
Gentry	3 1 0 2 0	0	18	
Tomczak	3 3 0 0 0	0	18	
Marshall	2 0 0 2 0	0	12	
Ortego	2 0 2 0 0	0	12	
Suhey	2 2 0 0 0	0	12	
Anderson	1 0 1 0 0	0	6	
Barnes	1 0 0 1 0	0	6	
Flutie	1 1 0 0 0	0	6	
McMahon	1 1 0 0 0	0	6	
Moorehead	1 0 1 0 0	0	6	
Hampton	0 0 0 0 1	2		
McMichael	0 0 0 0 1	2		

RUSHING	No	Yds	Avg	Lg	TD
Payton	321	1333	4.2	41	8
Suhey	84	270	3.2	17	2
Sanders	27	224	8.3	75t	5
Thomas	56	224	4.0	23	0
McMahon	22	152	6.9	23	1
Anderson	35	146	4.2	23	0
Tomczak	23	117	5.1	16	3
Gentry	11	103	9.4	29	1
Gault	8	79	9.9	33	0
Flutie	9	36	4.0	19	1
Fuller	8	30	3.8	10	0
Perry	1	-1	-1.0	-1	0
Buford	1	-13	-13.0	-13	0
BEARS	606	2700	4.5	75t	21
OPPONENTS	427	1463	3.4	33	4

RECEIVING	No	Yds	Avg	Lg	TD
Gault	42	818	19.5	53t	5
Payton	37	382	10.3	57	3
Moorehead	26	390	15.0	85	1
Suhey	24	235	9.8	58	0
Ortego	23	430	18.7	58t	1
Wrightman	22	241	11.0	29	0
Gentry	19	238	12.5	41	0
Anderson	4	80	20.0	58t	1
Barnes	4	54	13.5	14	0
Thomas	4	18	4.5	18	0
Sanders	2	18	9.0	18	0
Bortz	1	8	8.0	8	0
BEARS	208	2912	14.0	85	12
OPPONENTS	243	3170	13.0	65t	12

PUNTING	No	Yds	Avg	Net	TB	In	Lg	B
Buford	69	2850	41.3	36.9	8	19	59	1
BEARS	70	2850	40.7	36.9	8	19	59	1
OPPONENTS	100	4090	40.9	33.5	13	17	59	1

INTS	No	Yds	Avg	Lg	TD
Richardson	7	69	9.9	32	0
Duerson	6	139	23.2	38	0
Marshall	5	68	13.6	58t	1
Fencik	3	37	12.3	24	0
Jackson	3	0	0.0	0	0
Wilson	2	31	15.5	21	0
McMichael	1	5	5.0	5	0
Gayle	1	13	13.0	13	0
Singletary	1	3	3.0	3	0
Phillips	1	6	6.0	6	0
Bell	1	-1	-1.0	-1	0
BEARS	31	370	11.9	58t	1
OPPONENTS	25	115	4.6	22	1

KO RETURNS	No	Yds	Avg	Lg	TD
Sanders	22	399	18.1	44	0
Gentry	20	576	28.8	91t	1
Anderson	4	26	6.5	13	0
Barnes	3	94	31.3	85t	1
Gault	1	20	20.0	20	0
BEARS	50	1115	22.3	91t	2
OPPONENTS	64	1376	21.5	55	0

PUNT RET.	Ret	FC	Yds	Avg	Lg	TD
Barnes	57	9	482	8.5	35	0
BEARS	57	9	482	8.5	35	0
OPPONENTS	23	14	110	4.8	15	0

FGs	1-19	20-29	30-39	40-49	50+
Butler	1/1	11/14	9/12	6/8	1/6
BEARS	1/1	11/14	9/12	6/8	1/6
OPPONENTS	0/0	5/6	3/4	4/6	4/6

DEFENSE	T	S	A	FF	FR	PD	SA	Int
Fencik	130	67	63	1	1	10	1	3
Singletary	129	68	61	1	0	9	2	1
Duerson	109	61	48	0	2	12	7	6
Marshall	105	60	45	4	3	6	5	5
Wilson	104	52	52	1	3	4	8	2
McMichael	87	50	37	1	2	3	8	1
Perry	84	51	33	2	0	1	5	0
Dent	75	30	45	4	0	5	11	5
Hampton	72	30	42	1	2	2	9	5
Richardson	68	46	22	1	0	17	0	7
SACKS:	Dent 11.5, Hampton 9.5, McMichael 8.5, Wilson 8.0, Duerson 7.0, Marshall 5.5, Perry 5.0, Singletary 2.0, Harris 2.0, Fencik 1.0, Hartenstein 1.0, Rivera 1.0							
TEAM	62.0	Opp	62.0	24.0				

USUAL STARTERS											
Offense						Defense					
WR.....	Willie Gault	RE.....	Richard Dent	Team Stats		BEARS		Rank			
LT.....	Jim Covert	RT.....	William Perry	Total Yards.....	5459.....	341.2.....	7				
LG.....	Mark Bortz	LT.....	Steve McMichael	Rushing Yards.....	2700.....	168.8.....	1				
C.....	Jay Hilgenberg	LE.....	Dan Hampton	Passing Yards.....	2759.....	172.4.....	20				
RG.....	Tom Thayer	WLB.....	Wilbur Marshall	Points Scored.....	352.....	22.0.....	-				
RT.....	Keith Van Horne	MLB.....	Mike Singletary								
TE.....	Emery Moorehead	SLB.....	Otis Wilson								
WR.....	Keith Ortego	RCB.....	Jackson/Phillips								
QB.....	Mike Tomczak	LCB.....	Mike Richardson								
RB.....	Walter Payton	SS.....	Dave Duerson								
FB.....	Matt Suhey	FS.....	Gary Fencik								

1987 CHICAGO BEARS STATISTICS

Record: 11-4, .733

1st Place, NFC Central

Head Coach: Mike Ditka

09/14 W 34-19	N.Y. GIANTS	65,704
09/20 W 20-3	TAMPA BAY	63,551
09/27 Cancelled	at Detroit	
10/04 W 35-3	at Philadelphia	4,074
10/11 W 27-7	MINNESOTA	32,113
10/18 L 17-19	NEW ORLEANS	46,813
10/25 W 27-26	at Tampa Bay	70,747
11/01 W 31-28	KANSAS CITY	63,498
11/08 W 26-24	at Green Bay	53,320
11/16 L 29-31	at Denver	75,783
11/22 W 30-10	DETROIT	63,357
11/29 W 23-10	GREEN BAY	61,638
12/06 W 30-14	at Minnesota	62,331
12/14 L 0-41	at San Francisco	63,509
12/20 L 21-34	SEATTLE	62,518
12/27 W 6-3	at L.A. Raiders	78,019
PLAYOFFS		
01/10 L 17-21	WASHINGTON	58,153

	Bears	Opp
TOTAL FIRST DOWNS	319	261
Rushing	121	77
Passing	156	158
Penalty	42	26
3rd Down: Made/Att	73/204	80/226
3rd Down Pct.	35.7	35.3
4th Down: Made/Att	12/23	21/33
4th Down Pct.	52.1	15.3
TOTAL NET YARDS	5044	4215
Avg. Per Game	336.3	281.0
Total Plays	1026	989
Avg. Per Play	4.9	4.3
NET YARDS RUSHING	1954	1413
Avg. Per Game	130.3	94.2
Total Rushes	485	412
NET YARDS PASSING	3090	2802
Avg. Per Game	206.0	186.8
Sacked/Yards Lost	48/330	70/484
Gross Yards	3420	3286
Att./Completions	493/272	507/255
Completion Pct.	55.2	50.3
Had Intercepted	24	13
PUNTS/AVERAGE	62/39.9	86/39.6
NET PUNTING AVG.	62/31.3	86/32.4
PENALTIES/YARDS	103/821	120/1103
FUMBLES/BALL LOST	33/20	37/11
TOUCHDOWNS	42	33
Rushing	13	5
Passing	23	24
Returns	6	4

PASSING	Att	Cmp	Yds	Cmp%	Yd/Att	TD	TD%	Int	Int%	Lg	Sack/Lost	Rating
McMahon	210	125	1639	59.5	7.80	12	5.7	8	3.8	59t	22/136	87.4
Tomczak	178	97	1220	54.4	6.85	5	2.8	10	5.6	56t	9/59	62.0
Harbaugh	11	8	62	72.7	5.64	0	0.0	0	0.0	21	4/45	86.2
W. Payton	1	0	0	0.0	0.00	0	0.0	1	100.0	0	0/0	0.0
Others	93	42	799	45.1	5.37	6	6.5	5	5.4	28	13/90	62.4
BEARS	493	272	3420	55.2	6.94	23	4.7	24	4.9	59t	48/330	72.2
OPPONENTS	507	255	3286	50.3	6.48	24	4.7	13	2.6	75t	70/484	76.1

Score by Period	1	2	3	4	OT	Total
BEARS	72	126	59	99	0	356
OPPONENTS	75	91	67	49	0	282

SCORING	TDs:	Ru-Pa-R	K-PAT	FG	S	Pts		
Butler	0	0	0	0	28/30	19/28	0	85
Gault	7	0	7	0	0	0	42	
Anderson	6	3	3	0	0	0	36	
W. Payton	5	4	1	0	0	0	30	
McKinnon	3	0	1	2	0	0	18	
Boso	2	0	2	0	0	0	12	
Gentry	2	0	1	1	0	0	12	
McMahon	2	2	0	0	0	0	12	
Gayle	1	0	0	1	0	0	6	
Moorehead	1	0	1	0	0	0	6	
Morris	1	0	1	0	0	0	6	
Sanders	1	1	0	0	0	0	6	
Tomczak	1	1	0	0	0	0	6	
Others	10	2	6	2	10/10	3/4	0	79
BEARS	42	13	23	638/4022	32	0	356	
OPPONENTS	33	5	24	430/33	18	31	0	282

RUSHING	No	Yds	Avg	Lg	TD
Anderson	129	586	4.5	38t	3
W. Payton	146	533	3.7	17	4
Sanders	23	122	5.3	17	1
McMahon	22	88	4.0	13	2
Thomas	25	88	3.5	18	0
Tomczak	18	54	3.0	10	1
Gentry	6	41	6.8	12	0
Suhey	7	24	3.4	6	0
Gault	2	16	8.0	9	0
Harbaugh	4	15	3.8	9	0
Marshall	1	1	1.0	1	0
Perry	1	0	0.0	0	0
Others	101	386	3.8	28	2
BEARS	485	1954	4.0	38t	13
OPPONENTS	412	1413	3.4	25	5

RECEIVING	No	Yds	Avg	Lg	TD
Anderson	47	467	9.9	59t	3
Gault	35	705	20.1	56t	7
W. Payton	33	217	6.6	16	1
McKinnon	27	406	15.0	33	1
Moorehead	24	269	11.2	27	1
Morris	20	379	19.0	42t	1
Boso	17	188	11.1	31	2
Gentry	17	183	10.8	38t	1
Suhey	7	54	7.7	12	0
Sanders	3	53	17.7	25	0
Others	42	499	11.9	28	6
BEARS	272	3420	12.6	59t	23
OPPONENTS	255	3286	12.9	75t	24

PUNTING	No	Yds	Avg	Net	TB	In	Lg	B
Barnhardt	6	236	39.3	0	2	50	0	0
Brown	18	742	41.2	4	4	58	1	0
Wagner	36	1461	40.6	4	9	71	1	0
BEARS	62	2439	39.3	31.3	8	15	71	2
OPPONENTS	86	3408	39.6	32.4	7	16	60	1

INTS	No	Yds	Avg	Lg	TD
Duerson	3	0	0.0	0	0
Rivera	2	19	9.5	15	0
Phillips	2	1	0.5	1	0
Douglass	2	0	0.0	0	0
Gayle	1	20	20.0	20t	1
V. Jackson	1	0	0.0	0	0
Others	2	29	14.5	23t	1
BEARS	13	69	5.3	23t	2
OPPONENTS	24	334	13.9	70t	1

KO RETURNS	No	Yds	Avg	Lg	TD
Gentry	25	621	24.8	88t	1
Sanders	20	349	17.5	42	0
T. Bell	1	18	18.0	18	0
Suhey	1	9	9.0	9	0
Others	10	196	19.6	37	0
BEARS	57	1193	20.9	88t	1
OPPONENTS	58	1054	18.2	42	0

PUNT RET.	Ret	FC	Yds	Avg	Lg	TD
McKinnon	40	4	405	10.1	94t	2
Duerson	1	1	10	10.0	10	0
Others	9	1	69	7.7	16	0
BEARS	50	6	484	9.7	94t	2
OPPONENTS	26	7	339	13.0	83t	1

FGs	1-19	20-29	30-39	40-49	50+
Butler	0/0	11/11	5/5	1/6	2/6
Lashar	0/0	3/3	0/0	0/1	0/0
BEARS	0/0	14/14	5/5	1/7	2/6
OPPONENTS	0/0	6/8	4/9	8/13	0/1
Butler: (24G, 25G) (50N, 55N) (0) (0) (47N) (27G, 52N) (47N, 48N, 27G, 29G, 24G, 52G) (42G) (31G, 37G, 29G) (21G, 27G, 52G) (23G, 26G, 30G) (40N) (53N, 48N) (38G, 30G)					
Lashar: (0) (0) (42N, 26G, 27G) (22G)					
OPPONENTS: (0) (43G, 46N) (42N, 27G) (31N) (33N, 48G, 31G, 42G, 21G) (46G, 37G) (35N) (39N, 26N, 47G) (27G) (36G) (42N, 32G, 50N, 37N) (26N, 27G) (20G, 45G) (45G, 29G) (48G, 44N, 46N)					

DEFENSE (Top 10)	T	S	A	FF	FR	PD	Sa	Int
Duerson	116	63	53	1	1	5	2	3
Singletary	108	55	53	3	1	4	2	0
Marshall	93	53	40	2	1	6	5	0
Bell	72	40	32	1	1	2	1	0
McMichael	57	29	38	1	0	2	7.5	0
Perry	55	25	30	0	0	2	3	0
Wilson	44	17	27	0	0	2	6.5	0
V. Jackson	39	19	20	2	0	12	0	1
Rivera	38	18	20	0	0	2	1	2
Dent	34	18	16	4	1	3	13.5	0
SACKS: Dent 13.5, McMichael 7.5, Wilson 6.5, Marshall 5.0, Hampton 3.5, Perry 3.0, Duerson 2.0, Singletary 2.0, Bell 1.0, Rivera 1.0, Harris 1.0								
TEAM 70.0, OPPONENTS 48.0								

USUAL STARTERS

Offense	Defense
WR..... Willie Gault	RE..... Richard Dent
LT..... Jim Covert	RT..... William Perry
LG..... Mark Bortz	LT..... Steve McMichael
C..... Jay Hilgenberg	LE..... Dan Hampton
RG..... Tom Thayer	WLB..... Wilbur Marshall
RT..... Keith Van Horne	MLB..... Mike Singletary
TE..... Emery Moorehead	SLB..... Otis Wilson
WR..... Ron Morris	RCB..... Vestee Jackson
QB..... J. McMahon/M. Tomczak	LCB..... Mike Richardson
RB..... Walter Payton	SS..... Todd Bell
FB..... Neal Anderson	FS..... Dave Duerson

RANKINGS

Team Stats	Bears	Avg	Rank
Total Yards.....	5044	336.3	12
Rushing Yards.....	1954	130.3	13
Passing Yards.....	3090	206.0	10
Points Scored.....	356	23.7	-
	Opp	Avg	Rank
Total Yards.....	4215	281.0	2
Rushing Yards.....	1413	94.2	1
Passing Yards.....	2802	186.8	7
Points Scored.....	282	18.8	-



CHICAGO BEARS ALL-TIME RESULTS

1988 CHICAGO BEARS STATISTICS

Record: 12-4, .750

1st Place, NFC Central

Head Coach: Mike Ditka

09/04 W	34-7	MIAMI	63,330
09/11 W	17-13	at Indianapolis	60,503
09/18 L	7-31	MINNESOTA	63,990
09/25 W	24-6	at Green Bay	56,492
10/02 W	24-3	BUFFALO	62,793
10/09 W	24-7	at Detroit	64,526
10/16 W	17-7	DALLAS	64,759
10/24 W	10-9	SAN FRANCISCO	65,293
10/30 L	7-30	at New England	60,821
11/06 W	28-10	TAMPA BAY	56,892
11/13 W	34-14	at Washington	52,418
11/20 W	27-15	at Tampa Bay	67,070
11/27 W	16-0	GREEN BAY	62,026
12/05 L	3-23	at L.A. RAMS	65,579
12/11 W	13-12	DETROIT	55,010
12/19 L	27-28	at Minnesota	62,067

PLAYOFFS

12/31 W	20-12	PHILADELPHIA	65,534
01/08 L	3-28	SAN FRANCISCO	64,830

	Bears	Opp
TOTAL FIRST DOWNS	303	264
Rushing	137	75
Passing	134	158
Penalty	32	30
3rd Down: Made/Att	91/217	68/216
3rd Down Pct.	41.9	31.4
4th Down: Made/Att	7/17	8/18
4th Down Pct.	41.1	44.4
TOTAL NET YARDS	5317	4360
Avg. Per Game	332.3	272.5
Total Plays	1040	977
Avg. Per Play	5.1	4.5
NET YARDS RUSHING	2319	1326
Avg. Per Game	144.9	82.9
Total Rushes	555	389
NET YARDS PASSING	2998	3034
Avg. Per Game	187.4	189.6
Sacked/Yards Lost	24/175	43/365
Gross Yards	3173	3399
Att./Completions	461/248	545/245
Completion Pct.	53.8	45.0
Had Intercepted	15	26
PUNTS/AVERAGE	79/41.5	90/40.2
NET PUNTING AVG.	79/33.4	90/34.8
PENALTIES/YARDS	88/644	102/804
FUMBLES/BALL LOST	37/19	17/9
TOUCHDOWNS	38	25
Rushing	25	5
Passing	13	18
Returns	0	2

PASSING	Att	Cmp	Yds	Cmp%	Yd/Att	TD	TD%	Int	Int%	Lg	Sack/Lost	Rating
McMahon	192	114	1346	59.4	7.01	6	3.1	7	3.6	63t	13/79	76.0
Tomczak	170	86	1310	50.6	7.71	7	4.1	6	3.5	76t	5/47	75.4
Harbaugh	97	47	514	48.5	5.30	0	0.0	2	2.1	56	6/49	55.9
Anderson	1	0	0	0.0	0.00	0	0.0	0	0.0	0	0/0	39.6
Wagner	1	1	3	100.0	3.00	0	0.0	0	0.0	3	0/0	79.2
BEARS	461	248	3173	53.8	6.88	13	2.8	15	3.3	76t	24/175	71.4
OPPONENTS	545	245	3399	45.0	6.24	18	3.3	26	4.8	80t	43/365	56.7

Score by Period	1	2	3	4	OT	Tot
BEARS	77	131	42	62	0	312
OPPONENTS	49	56	50	60	0	215

SCORING	TDs:Ru-Pa-R	K-PAT	FG	S	Pts			
Butler	0	0	0	37/38	15/0	0	82	
Anderson	12	12	0	0	0	0	72	
Gentry	4	1	3	0	0	0	24	
McKinnon	4	1	3	0	0	0	24	
McMahon	4	4	0	0	0	0	24	
Morris	4	0	4	0	0	0	24	
Sanders	3	3	0	0	0	0	18	
Moorehead	2	0	2	0	0	0	12	
Suhey	2	2	0	0	0	0	12	
Harbaugh	1	1	0	0	0	0	6	
Muster	1	0	1	0	0	0	6	
Tomczak	1	1	0	0	0	0	6	
McMichael	0	0	0	0	1	2	0	
BEARS	38	25	13	0	37/38	15/19	1	312
OPPONENTS	25	5	18	2	22/25	13/22	2	215

RUSHING	No	Yds	Avg	Lg	TD
Anderson	249	1106	4.4	80t	12
Sanders	95	332	3.5	20t	3
Suhey	87	253	2.9	19	2
Muster	44	197	4.5	15	0
Harbaugh	19	110	5.8	19	1
McMahon	26	104	4.0	16	4
Gentry	7	86	12.3	58t	1
Morris	3	40	13.3	21	0
Tomczak	13	40	3.1	17	1
McKinnon	3	25	8.3	12	1
Thomas	5	20	4.0	8	0
Davis	1	3	3.0	3	0
Kozlowski	1	3	3.0	3	0
Wagner	2	0	0.0	0	0
BEARS	555	2319	4.3	80t	25
OPPONENTS	389	1326	3.4	32	5

RECEIVING	No	Yds	Avg	Lg	TD
McKinnon	45	704	15.6	76t	3
Anderson	39	371	9.5	36	0
Gentry	33	486	14.7	45	3
Morris	28	498	17.8	63t	4
Muster	21	236	11.2	40t	1
Suhey	20	154	7.7	29	0
Davis	15	220	14.7	36	0
Thornton	15	135	9.0	19	0
Moorehead	14	133	9.5	28	2
Sanders	9	94	10.4	39	0
Boso	6	50	8.3	15	0
Kozlowski	3	92	30.7	50	0
BEARS	248	3173	12.8	76t	13
OPPONENTS	245	3399	13.9	80t	18

PUNTING	No	Yds	Avg	Net	TB	In	Lg	B
Wagner	79	3282	41.5	33.4	10	18	70	0
BEARS	79	3282	41.5	33.4	10	18	70	0
OPPONENTS	90	3622	40.2	34.8	10	29	62	0

INTS	No	Yds	Avg	Lg	TD
Jackson	8	94	11.8	46	0
Tate	4	35	8.8	17	0
Morrissey	3	13	4.3	13	0
Duerson	2	18	9.0	18	0
Richardson	2	15	7.5	15	0
Krumm	2	14	7.0	14	0
Rivera	2	0	0.0	0	0
Douglass	1	35	35.0	35	0
Singletary	1	13	13.0	13	0
Gayle	1	0	0.0	0	0
BEARS	26	237	9.1	46	0
OPPONENTS	15	175	11.7	94t	1

KO RETURNS	No	Yds	Avg	Lg	TD
Gentry	27	578	21.4	51	0
Sanders	13	248	19.1	38	0
Muster	3	33	11.0	15	0
Kozlowski	2	37	18.5	24	0
BEARS	45	896	19.9	51	0
OPPONENTS	56	1130	20.2	51	0

PUNT RET.	Ret	FC	Yds	Avg	Lg	TD
McKinnon	34	8	277	8.1	23	0
Davis	3	1	17	5.7	13	0
Kozlowski	1	0	0	0.0	0	0
BEARS	38	9	294	7.7	23	0
OPPONENTS	40	9	447	11.2	64	0

FGs	1-19	20-29	30-39	40-49	50+
Butler	1/1	4/4	7/8	3/6	0/0
BEARS	1/1	4/4	7/8	3/6	0/0
OPPONENTS	0/0	7/7	3/5	2/8	1/2
Butler:(40N,44N)(40G,37N)(35G)(22G)(37G)(21G,42N)(18G)(32G,24G)(36G,43G)(39G)(35G,32G)(20G,45G)					
OPPONENTS: (38G,53G)(37G)(28G,46N)(42N,35N)(51N)(35G)(44N,45G,40N)(27G,37N,23G)(48N,43N)(25G,27G,22G)(25G,44G)					

DEFENSE	(Top 10)	T	S	A	FF	FR	PD	SA	Int
Singletary	170	89	81	0	1	3	1	1	
Duerson	105	57	48	2	0	6	1	2	
McMichael	88	54	34	1	2	1	11.5	0	
Hampton	88	50	38	0	0	3	9.5	0	
Rivera	88	45	43	1	0	3	2	2	
Douglass	76	43	33	0	2	11	0	1	
Morrissey	68	26	42	0	1	5	0	3	
Jackson	62	40	22	0	0	22	0	8	
Dent	61	31	30	3	1	2	10.5	0	
Richardson	60	40	20	0	0	30	0	2	
SACKS: McMichael 11.5, Dent 10.5, Hampton 9.5, Harris 3.5, Chapura 2.0, Rivera 2.0, Duerson 1.0, Johnson 1.0, Singletary 1.0, Smith 1.0									
TEAM 43.0, OPPONENTS 24.0									

USUAL STARTERS

Offense	Defense
WR.....Dennis Gentry	RE.....Richard Dent
LT.....J. Covert/J. Wojciechowski	RT.....Dan Hampton
LG.....Mark Bortz	LT.....Steve McMichael
C.....Jill Hagenberg	LE.....Al Harris
RG.....Tom Thayer	WLB.....Jim Morrissey
RT.....Keith Van Horne	MLB.....Mike Singletary
TE.....Jim Thornton	SLB.....Ron Rivera
WR.....Dennis McKinnon	RCB.....Vestee Jackson
QB.....Jim McMahon	LCB.....Mike Richardson
RB.....Neal Anderson	SS.....Dave Duerson
FB.....Matt Suhey	FS.....Shaun Gayle

RANKINGS

Team Stats	Bears	Avg	Rank
Total Yards.....	5317	332.3	11
Rushing Yards.....	2319	144.9	3
Passing Yards.....	2998	187.4	20
Points Scored.....	312	19.5	-

	Opp	Avg	Rank
Total Yards.....	4360	272.5	2
Rushing Yards.....	1326	82.9	1
Passing Yards.....	3034	189.6	9
Points Scored.....	215	13.4	-

1989 CHICAGO BEARS STATISTICS

Record: 6-10, .375**4th Place, NFC Central****Head Coach: Mike Ditka**

09/10 W	17-10	CINCINNATI	64,730
09/17 W	38-7	MINNESOTA	66,475
09/24 W	47-27	at Detroit	71,418
10/02 W	27-13	PHILADELPHIA	66,625
10/08 L	35-42	at Tampa Bay	72,077
10/15 L	28-33	HOUSTON	64,383
10/23 L	7-27	at Cleveland	78,722
10/29 W	20-10	L.A. RAMS	65,506
11/05 L	13-14	at Green Bay	56,556
11/12 W	20-0	at Pittsburgh	56,505
11/19 L	31-32	TAMPA BAY	63,826
11/26 L	14-38	at Washington	50,044
12/03 L	16-27	at Minnesota	60,664
12/10 L	17-27	DETROIT	52,650
12/17 L	28-40	GREEN BAY	44,781
12/24 L	0-26	at San Francisco	60,207

	Bears	Opp
TOTAL FIRST DOWNS	302	332
Rushing	136	118
Passing	147	191
Penalty	19	23
3rd Down: Made/Att	92/214	84/206
3rd Down Pct.	43.9	40.8
4th Down: Made/Att	10/18	7/15
4th Down Pct.	55.6	46.7
POSSESSION AVG.	31:10	28:50
TOTAL NET YARDS	5375	5729
Avg. Per Game	335.9	358.1
Total Plays	1028	1039
Avg. Per Play	5.2	5.5
NET YARDS RUSHING	2287	1897
Avg. Per Game	142.9	118.6
Total Rushes	516	446
NET YARDS PASSING	3088	3832
Avg. Per Game	193.0	238.5
Sacked/Yards Lost	28/174	39/247
Gross Yards	3262	4079
Att./Completions	484/267	554/307
Completion Pct.	55.2	55.4
Had Intercepted	25	26
PUNTS/AVERAGE	72/39.5	67/39.6
NET PUNTING AVG.	72/33.4	67/34.6
PENALTIES/YARDS	95/846	95/802
FUMBLES/BALL LOST	23/17	24/12
TOUCHDOWNS	45	43
Rushing	22	21
Passing	21	21
Returns	2	1

PASSING	Att	Cmp	Yds	Cmp%	Yd/Att	TD	TD%	Int	Int%	Lg	Sack/Lost	Rating
Tomczak	306	156	2058	51.0	6.73	16	5.2	16	5.2	79t	10/68	68.2
Harbaugh	178	111	1204	62.4	6.76	5	2.8	9	5.1	49t	18/106	70.5
BEARS	484	267	3262	55.2	6.74	21	4.3	25	5.2	79t	28/174	69.1
OPPONENTS	554	307	4079	55.4	7.36	21	3.8	26	4.7	97t	39/247	72.0

Score by Period	1	2	3	4	OT	Tot
BEARS	40	108	82	128	0	358
OPPONENTS	69	111	72	125	0	377

SCORING	TDs:Ru-Pa-R	K-PAT	FG	S	Pts
Anderson	15	11	4	0	90
Butler	0	0	0	0.43/45	15/19
Muster	8	5	3	0	48
Davis	3	0	3	0	18
Harbaugh	3	3	0	0	18
McKinnon	3	0	3	0	18
Thornton	3	0	3	0	18
Sanders	2	0	1	1	12
Suhey	2	1	1	0	12
Boso	1	0	1	0	6
Gentry	1	0	1	0	6
Green	1	1	0	0	6
Morris	1	0	1	0	6
Stinson	1	0	0	1	6
Tomczak	1	1	0	0	6

RUSHING	No	Yds	Avg	Lg	TD
Anderson	274	1275	4.7	73	11
Muster	82	327	4.0	20	5
Harbaugh	45	276	6.1	26t	3
Sanders	41	127	3.1	19	0
Gentry	17	106	6.2	29	0
Tomczak	24	71	3.0	18	1
Suhey	20	51	2.6	8	1
Green	5	46	9.2	37t	1
Morris	1	14	14.0	14	0
Taylor	2	7	3.5	7	0
Buford	1	6	6.0	6	0
McKinnon	3	5	1.7	3	0
Thornton	1	4	4.0	4	0
BEARS	516	2287	4.4	73	22
OPPONENTS	446	1897	4.3	68t	21

RECEIVING	No	Yds	Avg	Lg	TD
Anderson	50	434	8.7	49t	4
Gentry	39	463	11.9	79t	1
Muster	32	259	8.1	25	3
Morris	30	486	16.2	58t	1
McKinnon	28	418	14.9	41	3
Davis	26	397	15.3	52t	3
Thornton	24	392	16.3	36t	3
Boso	17	182	10.7	43	1
Suhey	9	73	8.1	22	1
Green	5	48	9.6	21	0
Kozlowski	3	74	24.7	55	0
Sanders	3	28	9.3	16t	1
Waddle	1	8	8.0	8	0
BEARS	267	3262	12.2	79t	21
OPPONENTS	307	4079	13.3	97t	21

PUNTING	No	Yds	Avg	Net	TB	In	Lg	B
Buford	72	2884	39.5	33.4	9	21	60	0
BEARS	72	2884	39.5	33.4	9	21	60	0
OPPONENTS	67	2655	39.6	34.6	6	15	63	0

INTS	No	Yds	Avg	Lg	TD
Stinson	4	59	14.8	29t	1
Lynch	3	55	18.3	41	0
Gayle	3	39	13.0	20	0
Woolford	3	0	0.0	0	0
Roper	2	46	23.0	43	0
Jackson	2	16	8.0	16	0
Rivera	2	1	0.5	1	0
Morrissey	2	0	0.0	0	0
Dent	1	30	30.0	30	0
Paul	1	20	20.0	20	0
Duerson	1	2	2.0	2	0
Douglass	1	0	0.0	0	0
Tate	1	0	0.0	0	0
BEARS	26	268	10.3	43	1
OPPONENTS	25	182	7.3	53	1

KO RETURNS	No	Yds	Avg	Lg	TD
Gentry	28	667	23.8	63	0
Sanders	23	491	21.3	96t	1
Green	11	239	21.7	37	0
Suhey	6	93	15.5	21	0
Pruitt	2	17	8.5	11	0
Chapura	1	8	8.0	8	0
Kozlowski	1	12	12.0	12	0
Tate	1	12	12.0	12	0
BEARS	73	1539	21.1	96t	1
OPPONENTS	68	1375	20.2	62	0

PUNT RET.	Ret	FC	Yds	Avg	Lg	TD
Green	16	5	141	8.8	24	0
McKinnon	10	3	67	6.7	17	0
Kozlowski	4	0	2	0.5	4	0
Waddle	1	0	2	2.0	2	0
Woolford	1	0	12	12.0	12	0
BEARS	32	8	220	6.9	24	0
OPPONENTS	30	5	262	8.7	34	0

Fbs	1-19	20-29	30-39	40-49	50+
Butler	0/0	6/6	6/7	3/5	0/1
BEARS	0/0	6/6	6/7	3/5	0/1
OPPONENTS	3/3	11/11	3/6	8/13	1/3
Butler:	(296)	(406)	(216,226,256,326)	(0)(0)(0)	
	(355,466)	(256,376)	(396,356)	(406)(1)	(336,44N)
	(226,43N,37N)	(0)(50N)			

DEFENSE (Top 10)	T	S	A	FF	FR	PD	Sa	Int
Singletary	151	79	72	2	0	5	1	0
Gayle	108	60	48	1	2	8	0	3
McMichael	108	59	49	1	1	2	7.5	0
Rivera	96	38	58	1	1	4	2	2
Duerson	91	52	39	1	0	7	0	1
Armstrong	80	37	43	1	1	1	5	0
Jackson	74	44	30	0	1	12	0	2
Dent	70	37	33	2	2	5	9	1
Roper	65	41	27	0	0	6	4.5	2
Perry	61	30	31	0	2	2	4	0

SACKS: Dent 9.0, McMichael 7.5, Armstrong 5.0, Roper 4.5, Perry 4.0, Chapura 3.0, Hampton 2.0, Rivera 2.0, Singletary 1.0, Woods 1.0
TEAM 39.0, **OPPONENTS** 28.0

USUAL STARTERS

Offense	Defense
WR.....Ron Morris	RE.....Richard Dent
LT.....Jim Covert	RT.....William Perry
LG.....Mark Bortz	LT.....Steve McMichael
C.....Jay Hilgenberg	LE.....Trace Armstrong
RG.....Tom Thayer	WLB.....John Roper
RT.....Keith Van Horne	MLB.....Mike Singletary
TE.....Jim Thornton	SLB.....Ron Rivera
WR.....Dennis McKinnon	RCB.....Vestee Jackson
QB.....Mike Tomczak	LCB.....Donnell Woolford
RB.....Neal Anderson	SS.....Dave Duerson
FB.....Brad Muster	FS.....Shaun Gayle

RANKINGS

Team Stats	Bears	Avg	Rank
Total Yards.....	5375	335.9	10
Rushing Yards.....	2287	142.0	2
Passing Yards.....	3088	193.0	19
Points Scored.....	358	22.4	-
	Opp	Avg	Rank
Total Yards.....	5729	358.1	25
Rushing Yards.....	1897	118.6	15
Passing Yards.....	3832	239.5	24
Points Scored.....	377	23.6	-



1990 CHICAGO BEARS STATISTICS

Record: 11-5, .688

1st Place, NFC Central

Head Coach: Mike Ditka

09/09 W 17-0	SEATTLE	64,400
09/16 W 31-13	at Green Bay	58,938
09/23 W 19-16	MINNESOTA	65,420
09/30 L 10-24	at L.A. Raiders	80,156
10/07 W 27-13	GREEN BAY	59,929
10/14 W 38-9	L.A. RAMS	59,383
10/28 W 31-21	at Phoenix	71,233
11/04 W 26-6	at Tampa Bay	68,555
11/11 W 30-24	ATLANTA	62,855
11/18 W 16-13	ot at Denver	75,013
11/25 L 13-41	at Minnesota	58,866
12/02 W 23-17	ot DETROIT	62,313
12/09 L 9-10	at Washington	53,920
12/16 L 21-38	at Detroit	67,759
12/23 W 27-14	TAMPA BAY	46,456
12/29 L 10-21	KANSAS CITY	60,262

PLAYOFFS

01/06 W 16-6	NEW ORLEANS	60,767
01/13 L 3-31	at N.Y. Giants	77,025

	Bears		Opp.									
TOTAL FIRST DOWNS	295		256									
Rushing	142		102									
Passing	134		136									
Penalty	19		18									
3rd Down: Made/Att	81/221		65/188									
3rd Down Pct.	36.7		34.6									
4th Down: Made/Att	5/13		6/11									
4th Down Pct.	38.5		54.5									
POSSESSION AVG.	33.06		26.54									
TOTAL NET YARDS	4980		4492									
Avg. Per Game	311.3		280.8									
Total Plays	1024		927									
Avg. Per Play	4.9		4.8									
NET YARDS RUSHING	2436		1572									
Avg. Per Game	152.3		98.3									
Total Rushes	551		391									
NET YARDS PASSING	2544		2920									
Avg. Per Game	159.0		182.5									
Sacked/Yards Lost	43/283		41/300									
Gross Yards	2827		3220									
Att./Completions	430/229		495/258									
Completion Pct.	53.3		52.1									
Had Intercepted	12		31									
PUNTS/AVERAGE	78/39.4		74/37.9									
NET PUNTING AVG.	78/39.5		74/31.7									
PENALTIES/YARDS	75/615		84/676									
FUMBLES/BALL LOST	29/14		38/14									
TOUCHDOWNS	39		31									
Rushing	22		10									
Passing	14		19									
Returns	3		2									
PASSING	Att	Cmp	Yds	Cmp%	Yd/Att	TD	TD%	Int	Int%	Lg	Sack/Lost	Rating
Harbaugh	312	180	2178	57.7	6.96	10	3.2	6	1.9	80t	31/206	81.9
Tomczak	104	39	521	37.5	5.01	3	2.9	5	4.6	48	11/70	43.8
Willis	13	9	106	69.2	8.15	1	7.7	1	7.7	18	1/7	87.3
Bailey	1	1	22	100.0	22.00	0	0.0	0	0.0	22	0/0	118.8
BEARS	430	229	2827	53.3	6.57	14	3.3	12	2.8	80t	43/283	73.1
OPPONENTS	495	258	3220	52.1	6.51	19	3.8	31	6.3	76t	41/300	59.3

Score by Period	1	2	3	4	OT	Tot
BEARS	54	156	70	59	9	348
OPPONENTS	59	80	53	88	0	280

SCORING	TDs:Ru-Pa-R	K-PAT	FG	S	Pts		
Butler	0	0	0	36/37/26/37	0	114	
Anderson	13	10	3	0	0	78	
Muster	6	6	0	0	0	36	
Harbaugh	4	4	0	0	0	24	
Davis	3	0	3	0	0	18	
Morris	3	0	3	0	0	18	
Tomczak	2	2	0	0	0	12	
Gentry	2	0	2	0	0	12	
Boso	1	0	1	0	0	6	
Green	1	0	1	0	0	6	
Thornton	1	0	1	0	0	6	
Jackson	1	0	1	0	0	6	
Dent	1	0	1	0	0	6	
Bailey	1	0	1	0	0	6	
BEARS	39	22	14	3	36/37/26/37	0	348
OPPONENTS	31	10	19	2	28/31/22/28	0	280

RUSHING	No	Yds	Avg	Lg	TD
Anderson	260	1078	4.1	52	10
Muster	141	664	4.7	28	6
Harbaugh	51	321	6.3	17	4
Green	27	126	4.7	14	0
Bailey	26	86	3.3	9	0
Rouse	16	56	3.5	10	0
Gentry	11	43	3.9	11	0
Tomczak	12	41	3.4	14	2
Morris	2	26	13.0	16	0
L. Tate	3	5	1.7	4	0
Perry	1	-1	-1.0	-1	0
Buford	1	-9	-9.0	-9	0
BEARS	551	2436	4.4	52	22
OPPONENTS	391	1572	4.0	25	10

RECEIVING	No	Yds	Avg	Lg	TD
Muster	47	452	9.6	48	0
Anderson	42	484	11.5	50t	3
Davis	39	572	14.7	51	3
Morris	31	437	14.1	67t	3
Gentry	23	320	13.9	80t	2
Thornton	19	254	13.4	32	1
Boso	11	135	12.3	25	1
Kozlowski	7	83	11.9	32	0
Green	4	26	6.5	10t	1
Waddle	2	32	16.0	23	0
Smith	2	20	10.0	12	0
Coley	1	7	7.0	7	0
Tomczak	1	5	5.0	5	0
BEARS	229	2827	12.3	80t	14
OPPONENTS	258	3220	12.5	76t	19

PUNTING	No	Yds	Avg	Net	TB	In	Lg	B
Buford	76	3073	40.4	33.5	7	22	59	2
BEARS	78	3073	39.4	33.5	7	22	59	2
OPPONENTS	74	2804	37.9	31.7	3	13	56	0

INTS	No	Yds	Avg	Lg	TD
Carrier	10	39	3.9	14	0
Stinson	6	66	11.0	30	0
Dent	3	21	7.0	15	0
Woodford	3	18	6.0	9	0
Paul	2	49	24.5	26	0
Rivera	2	13	6.5	13	0
Morrissey	2	12	6.0	12	0
Gayle	2	5	2.5	5	0
Jackson	1	45	45.0	45t	1
BEARS	31	268	8.6	45t	1
OPPONENTS	12	164	13.7	46	0

KO RETURNS	No	Yds	Avg	Lg	TD
Bailey	23	363	15.8	30	0
Gentry	18	388	21.6	59	0
Green	7	112	16.0	20	0
Rouse	3	17	5.7	10	0
Ryan	1	-1	-1.0	-1	0
L. Tate	1	0	0.0	0	0
BEARS	54	879	16.3	59	0
OPPONENTS	73	1494	20.5	64	0

PUNT RET.	Ret	FC	Yds	Avg	Lg	TD
Bailey	36	13	399	11.1	95t	1
BEARS	36	13	399	11.1	95t	1
OPPONENTS	39	6	322	8.3	30	0

FGs	1-19	20-29	30-39	40-49	50+
Butler	1/1	8/8	5/8	8/13	4/7
BEARS	1/1	8/8	5/8	8/13	4/7
OPPONENTS	1/1	8/8	10/14	3/4	0/1
BUTLER:	(476,57N)	(41G)	(236,51G,32G,36N,52G)		
	(22G)	(50G,32N,51G)	(27G)	(33G)	
	(51N,30G,22G,40N)	(21G)	(37G,32G,41N,44G)		
	(40G,43G,41N)	(35N,19G)	(29G,23G,46G,46N)	(50N)	
	(42N,46G,43G)	(24G)			
OPPONENTS:	(37G,37G)	(26G,24G,22G)	(27G,36N)		
	(38G,27G)	(35G)	(36N)	(42N,36G)	(27G,24G)
	(41G,45G)	(34G,35N)	(54N,35G)	(26G)	(39N)
	(19G,30G,43G,32G,38G)				

DEFENSE	(Top 10)	T	S	A	FF	FR	PD	SA	Int
Singletary	151	67	84	0	2	4	1	0	0
Gayle	125	73	52	4	1	13	1	2	0
Carrier	122	55	67	5	2	20	0	10	10
Morrissey	109	54	55	1	2	9	0	2	2
Armstrong	82	33	49	2	2	4	10	0	0
Dent	81	43	38	2	3	13	12	3	0
McMichael	71	39	32	0	0	4	4	0	0
Perry	70	40	30	2	0	0	4	0	0
Woodford	70	38	32	0	0	13	2	3	0
Rivera	64	24	40	2	1	4	0	2	0

SACKS: Dent 12.0, Armstrong 10.0, McMichael 4.0, Perry 4.0, Cox 3.0, Jones 2.0, Woodford 2.0, Pruitt 1.0, Singletary 1.0, Gayle 1.0, Roper 1.0

TEAM 41.0, **OPPONENTS** 43.0

USUAL STARTERS

Offense	Defense
WR.....Wendell Davis	RE.....Richard Dent
LT.....Jim Covert	RT.....Dan Hampton
LG.....Mark Bortz	LT.....William Perry
C.....Jay Hilgenberg	LE.....Trace Armstrong
RG.....Tom Thayer	WLB.....Ron Rivera
TE.....Keith Van Horne	MLB.....Mike Singletary
RT.....Jim Thornton	SLB.....Jim Morrissey
WR.....Ron Morris	RCB.....Lemuel Stinson
QB.....Jim Harbaugh	LCB.....Donnell Woolford
RB.....Neal Anderson	SS.....Shaun Gayle
FB.....Brad Muster	FS.....Mark Carrier

RANKINGS

Team Stats	Bears	Avg	Rank
Total Yards	4980	311.3	13
Rushing Yards	2436	152.3	2
Passing Yards	2544	159.0	28
Points Scored	348	21.8	
	Opp	Avg	Rank
Total Yards	4492	280.8	6
Rushing Yards	1572	98.3	7
Passing Yards	2920	182.5	10
Points Scored	280	17.5	

1991 CHICAGO BEARS STATISTICS

Record: 11-5, .688

2nd Place, NFC Central

Head Coach: Mike Ditka

09/01	W	10-6	MINNESOTA	64,112
09/08	W	21-20	at Tampa Bay	65,625
09/15	W	20-17	N.Y. GIANTS	64,829
09/23	W	19-13	at N.Y. JETS	65,255
09/29	L	20-35	at Buffalo	80,366
10/06	L	7-35	WASHINGTON	64,941
10/17	W	10-0	at Green Bay	58,435
10/27	W	20-17	at New Orleans	68,591
11/03	W	20-10	DETROIT	57,281
11/11	W	34-17	at Minnesota	59,001
11/17	W	31-17	at Indianapolis	60,519
11/24	L	13-16	at MIAMI	58,288
11/28	L	6-16	at Detroit	78,879
12/08	W	27-13	GREEN BAY	62,353
12/14	W	27-0	TAMPA BAY	54,719
12/23	L	14-52	at San Francisco	60,419
12/29	L	13-17	DALLAS	62,594

	Bears	Opp
TOTAL FIRST DOWNS	317	254
Rushing	120	77
Passing	168	164
Penalty	29	13
3rd Down: Made/Att	95/221	69/208
3rd Down Pct.	43.0	33.2
4th Down: Made/Att	7/18	10/21
4th Down Pct.	38.9	47.6
POSSESSION AVG.	33:01	26:59
TOTAL NET YARDS	5069	4507
Avg. Per Game	316.8	281.7
Total Plays	1025	942
Avg. Per Play	4.9	4.8
NET YARDS RUSHING	1949	1580
Avg. Per Game	121.8	98.8
Total Rushes	502	389
NET YARDS PASSING	3120	2927
Avg. Per Game	195.0	182.9
Sacked/Yards Lost	26/172	40/257
Gross Yards	3292	3184
Att./Completions	497/286	513/286
Completion Pct.	57.5	55.8
Had Intercepted	17	17
PUNTS/AVERAGE	70/40.2	81/41.3
NET PUNTING AVG.	70/35.0	81/35.8
PENALTIES/YARDS	79/657	94/891
FUMBLES/BALL LOST	25/16	25/13
TOUCHDOWNS	35	29
Rushing	18	9
Passing	16	19
Returns	1	1

PASSING	Att	Cmp	Yds	Cmp%	Yd/Att	TD	TD%	Int	Int%	Lg	Sack/Lost	Rating
Harbaugh	478	275	3121	57.5	6.53	15	3.1	16	3.3	84t	24/163	73.7
Willis	18	11	171	61.1	9.50	1	5.6	1	5.6	42	2/9	88.0
Anderson	1	0	0	0.0	0.00	0	0.0	0	0.0	0	0/0	39.6
BEARS	497	286	3292	57.5	6.62	16	3.2	17	3.4	84t	26/172	74.1
OPPONENTS	513	286	3184	55.8	6.21	19	3.7	17	3.3	77t	40/257	72.9

Score by Period	1	2	3	4	OT	Tot
BEARS	40	96	71	86	6	299
OPPONENTS	57	72	51	86	3	269

SCORING	TDs	Ru-Pa-R	K-PAT	FG	S	Pts		
Butler	0	0	0	0	32/34	19/29	0	89
Anderson	9	6	3	0	0	0	54	
Muster	7	6	1	0	0	0	42	
Davis	6	0	6	0	0	0	36	
Green	3	3	0	0	0	0	18	
Waddle	3	0	3	0	0	0	18	
Harbaugh	2	2	0	0	0	0	12	
Morgan	2	0	2	0	0	0	12	
Bailey	1	1	0	0	0	0	6	
Stinson	1	0	0	1	0	0	6	
Thornton	1	0	1	0	0	0	6	
BEARS	35	18	16	1	32/34	19/29	0	299
OPPONENTS	29	9	19	1	29/29	22/30	0	269

RUSHING	No	Yds	Avg	Lg	TD
Anderson	210	747	3.6	42t	6
Muster	90	412	4.6	24	6
Harbaugh	70	338	4.8	20	2
Green	61	217	3.6	18	3
Rouse	27	74	2.7	10	0
Gentry	9	58	6.4	17	0
Bailey	15	43	2.9	11	1
Lewis	15	36	2.4	9	0
Morgan	3	18	6.0	13	0
Willis	2	5	3.0	8	0
BEARS	502	1949	3.9	42t	18
OPPONENTS	389	1580	4.1	64t	9

RECEIVING	No	Yds	Avg	Lg	TD
Davis	61	945	15.5	75t	6
Waddle	55	599	10.9	37t	3
Anderson	47	368	7.8	26t	3
Muster	35	287	8.2	21	1
Thornton	17	278	16.4	33	1
Gentry	16	149	9.3	18	0
Rouse	15	93	6.2	14	0
Morgan	13	211	16.2	84t	2
Morris	8	147	18.4	33	0
Jennings	8	109	13.6	19	0
Green	6	54	9.0	15	0
Boso	3	36	12.0	22	0
Kozlowski	2	16	8.0	11	0
BEARS	286	3292	11.5	84t	16
OPPONENTS	286	3184	11.1	77t	19

PUNTING	No	Yds	Avg	Net	TB	In	Lg	B
Buford	69	2814	40.8	35.0	8	13	64	1
BEARS	70	2814	40.2	35.0	8	13	64	1
OPPONENTS	81	3343	41.3	35.8	5	26	61	0

INTS	No	Yds	Avg	Lg	TD
Stinson	4	69	17.3	34t	1
Paul	3	21	7.0	10	0
Carrier	2	54	27.0	39	0
Tate	2	35	17.5	28	0
Woolford	2	21	10.5	16	0
Gayle	1	11	11.0	11	0
Mangum	1	5	5.0	5	0
Morrissey	1	5	5.0	5	0
Dent	1	4	4.0	4	0
BEARS	17	225	13.2	39	1
OPPONENTS	17	145	8.5	23	0

KO RETURNS	No	Yds	Avg	Lg	TD
Bailey	16	311	19.4	31	0
Gentry	13	227	17.5	27	0
Morgan	4	69	17.3	29	0
Green	4	69	17.3	29	0
Lewis	2	13	6.5	13	0
Rouse	2	10	5.0	10	0
BEARS	45	763	17.0	31	0
OPPONENTS	58	1134	19.6	47	0

PUNT RET.	Ret	FC	Yds	Avg	Lg	TD
Bailey	36	11	281	7.8	37	0
Waddle	5	3	31	6.2	11	0
Green	3	1	9	3.0	8	0
Morgan	3	0	19	6.3	11	0
BEARS	47	15	340	7.2	37	0
OPPONENTS	28	12	205	7.3	18	0

FGs	1-19	20-29	30-39	40-49	50+
Butler	1/1	9/11	3/5	5/9	1/3
BEARS	1/1	9/11	3/5	5/9	1/3
OPPONENTS	1/1	9/10	7/9	3/7	2/3
BUTLER:	(27N,22G) (46G,20G) (33G,45N,44G) (28G,42G) (22G,46N) (34G,48G,51N) (21G,25G,43N) (50G,41G,35N) (21G) (32G,19G,24N,50N) (27G,22G,37N) (41N) (43N,35G,35N) (19G,37N,34G,28N) (49N) (47G,54N,23G) (60G) (31G) (20G) (47G) (35G,22G,27G) (21G,50G,37G) (25G,25G,49N) (41G)				

DEFENSE								
(Top 10)	T	S	A	FF	FR	PD	Sa	Int
Singletary	124	53	71	0	0	0	0	0
Morrissey	96	45	51	0	0	4	0	1
McMichael	94	48	46	2	2	4	9	0
Carrier	93	41	52	1	1	12	0	2
Roper	90	47	43	0	0	8	8	0
Dent	84	50	34	0	1	7	10.5	1
Perry	80	49	31	3	0	1	5.5	0
Woolford	77	52	25	0	1	19	1	2
Paul	75	32	43	0	0	6	0	3
Mangum	68	49	19	1	1	7	1	1
SACKS: Dent 10.5, McMichael 9.0, Roper 8.0, Perry 5.5, Armstrong 1.5, Ryan 1.5, Cox 1.0, Woolford 1.0, Mangum 1.0, Williams 1.0								
TEAM 40.0, OPPONENTS 26.0								

USUAL STARTERS				RANKINGS			
Offense		Defense		Team Stats	Bears	Avg	Rank
WR.....	Wendell Davis	RE.....	Richard Dent	Total Yards.....	5069	316.8	11
LT.....	John Wojciechowski	RT.....	William Perry	Rushing Yards.....	1949	121.8	9
LG.....	Mark Bortz	LT.....	Steve McMichael	Passing Yards.....	3120	195.0	13
C.....	Jay Hilgenberg	LE.....	Trace Armstrong	Points Scored.....	299	18.7	-
RG.....	Tom Thayer	WLB.....	John Roper				
TE.....	Keith Van Horne	MLB.....	Mike Singletary				
RT.....	Jim Thornton	SLB.....	Jim Morrissey	Total Yards.....	4507	281.7	4
WR.....	Tom Waddle	RCB.....	Lemuel Stinson	Rushing Yards.....	1580	98.8	10
QB.....	Jim Harbaugh	LCB.....	Donnell Woolford	Passing Yards.....	2927	182.9	81
RB.....	Neal Anderson	SS.....	Shaun Gayle	Points Scored.....	269	16.8	-
FB.....	Brad Muster	FS.....	Mark Carrier				

RANKINGS		
Team Stats	Bears	Avg Rank
Total Yards.....	5069.....	316.8.....11
Rushing Yards.....	1949.....	121.8.....9
Passing Yards.....	3120.....	195.0.....13
Points Scored.....	299.....	18.7.....-
	Opp	Avg Rank
Total Yards.....	4507.....	281.7.....4
Rushing Yards.....	1580.....	98.8.....10
Passing Yards.....	2927.....	162.9.....81
Points Scored.....	269.....	16.8.....-



CHICAGO BEARS ALL-TIME RESULTS

1992 CHICAGO BEARS STATISTICS

Record: 5-11, .313

T-3rd Place, NFC Central

Head Coach: Mike Ditka

09/06 W 27-24	DETROIT	63,672
09/13 L 6-28	at New Orleans	68,591
09/21 L 14-27	N.Y. GIANTS	63,444
09/27 W 41-31	ATLANTA	63,528
10/04 L 20-21	at Minnesota	60,992
10/18 W 31-14	TAMPA BAY	61,412
10/25 W 30-10	at Green Bay	59,435
11/02 L 10-38	MINNESOTA	61,257
11/08 L 28-31	at CINCINNATI	56,120
11/15 L 17-20	at Tampa Bay	69,102
11/22 L 3-17	GREEN BAY	56,170
11/29 L 14-27	at Cleveland	73,578
12/07 L 7-24	at Houston	62,193
12/13 W 30-6	PITTSBURGH	52,904
12/20 L 3-16	at Detroit	72,777
12/27 L 14-27	at Dallas	63,101

	Bears	Opp
TOTAL FIRST DOWNS	282	274
Rushing	101	109
Passing	157	144
Penalty	24	21
3rd Down: Made/Att	72/198	69/194
3rd Down Pct.	36.4	35.6
4th Down: Made/Att	5/16	9/20
4th Down Pct.	31.3	45.0
POSSESSION AVG.	29:15	30:45
TOTAL NET YARDS	4941	4952
Avg. Per Game	308.8	309.5
Total Plays	951	953
Avg. Per Play	5.2	5.2
NET YARDS RUSHING	1871	1948
Avg. Per Game	116.9	121.8
Total Rushes	427	468
NET YARDS PASSING	3070	3004
Avg. Per Game	191.9	187.8
Sacked/Yards Lost	45/264	43/286
Gross Yards	3334	3290
Att./Completions	479/266	442/261
Completion Pct.	55.5	59.0
Had Intercepted	24	14
PUNTS/AVERAGE	79/42.9	70/40.4
NET PUNTING AVG.	79/36.2	70/35.2
PENALTIES/YARDS	93/776	90/780
FUMBLES/BALL LOST	23/10	34/16
TOUCHDOWNS	34	43
Rushing	15	14
Passing	17	20
Returns	2	9

PASSING	Att	Cmp	Yds	Cmp%	Yd/Att	TD	TD%	Int	Int%	Lg	Sack/Lost	Rating
Harbaugh	358	202	2468	56.4	6.94	13	3.6	12	3.4	83t	31/167	76.2
Willis	92	54	716	58.7	7.78	4	4.3	8	8.7	68t	10/58	61.7
Furrer	25	9	89	36.0	3.56	0	0.0	3	12.0	16	4/39	7.3
Gardocki	3	1	43	33.3	14.33	0	0.0	0	0.0	43	0/0	81.9
Muster	1	0	0	0.0	0.00	0	0.0	1	100.0	0	0/0	0.0
BEARS	479	266	3334	55.5	6.96	17	3.5	24	5.0	83t	45/264	68.3
OPPONENTS	442	261	3290	59.0	7.44	20	4.5	14	3.2	72t	43/286	84.2

Score by Period	1	2	3	4	OT	Tot
BEARS	57	98	61	89	0	295
OPPONENTS	58	83	93	124	3	361

SCORING	TDs:Ru-Pa-R-K-PAT	FG	S	Pts		
Butler	0	0	0	0 34/34 19/26	0	91
Anderson	11	5	6	0	0	66
Lewis	5	4	0	1	0	30
Muster	5	3	2	0	0	30
Waddle	4	0	4	0	0	24
Davis	2	0	2	0	0	12
Green	2	2	0	0	0	12
Morgan	2	0	2	0	0	12
Harbaugh	1	1	0	0	0	6
Jennings	1	0	1	0	0	6
Zorich	1	0	0	1	0	6
BEARS	34	15	17	234/34 19/26	0	295
OPPONENTS	43	14	20	9 43/43 20/25	0	361

RUSHING	No	Yds	Avg	Lg	TD
Anderson	156	582	3.7	49t	5
Muster	98	414	4.2	35	3
Lewis	90	382	4.2	33	4
Harbaugh	47	272	5.8	17	1
Green	23	107	4.7	18	2
Morgan	3	68	22.7	35	0
Davis	4	42	10.5	21	0
Gentry	5	2	0.4	3	0
Willis	1	2	2.0	2	0
BEARS	427	1871	4.4	49t	15
OPPONENTS	468	1948	4.2	44	14

RECEIVING	No	Yds	Avg	Lg	TD
Davis	54	734	13.6	40	2
Waddle	46	674	14.7	68t	4
Anderson	42	399	9.5	30t	6
Muster	34	389	11.4	44t	2
Jennings	23	264	11.5	23	1
Lewis	18	175	9.7	30	0
Morgan	14	323	23.1	83t	2
Gentry	12	114	9.5	18	0
Green	7	85	12.1	43	0
Wright	5	56	11.2	24	0
Blackwell	5	54	10.8	18	0
Morris	4	44	11.0	26	0
Wagner	1	16	16.0	16	0
Kozlowski	1	7	7.0	7	0
BEARS	266	3334	12.5	83t	17
OPPONENTS	261	3290	12.6	72t	20

PUNTING	No	Yds	Avg	Net	TB	In	Lg	B
Gardocki	79	3393	42.9	36.2	9	19	61	0
BEARS	79	3393	42.9	36.2	9	19	61	0
OPPONENTS	70	2840	40.6	35.2	10	18	61	1

INTS	No	Yds	Avg	Lg	TD
Woolford	7	67	9.6	32	0
Stinson	2	43	23.0	46	0
Gayle	2	39	19.5	30	0
Morrissey	1	22	22.0	22	0
Paul	1	10	10.0	10	0
Singletary	1	4	4.0	4	0
BEARS	14	188	13.4	46	0
OPPONENTS	24	612	25.5	92t	6

KO RETURNS	No	Yds	Avg	Lg	TD
Lewis	23	511	22.2	97t	1
Gentry	16	330	20.6	66	0
Green	11	224	20.4	29	0
Morgan	4	71	17.8	30	0
Leeuwenburg	1	7	7.0	7	0
Rivera	1	0	0.0	0	0
BEARS	56	1143	20.4	97t	1
OPPONENTS	50	1027	20.5	55	0

PUNT RET.	Ret	FC	Yds	Avg	Lg	TD
Woolford	12	3	127	10.6	36	0
Waddle	8	10	28	3.5	13	0
Morgan	3	1	21	7.0	13	0
BEARS	23	14	176	7.7	36	0
OPPONENTS	38	15	351	9.2	175	1

FGs	1-19	20-29	30-39	40-49	50+
Butler	1/1	8/8	9/10	0/4	1/3
BEARS	1/1	8/8	9/10	0/4	1/3
OPPONENTS	1/1	4/6	11/11	3/5	1/2
Butler:(346,41N,38G)(39G,30G,37N)(1)(20G,21G)(50G,37G)(55N,26G)(18G,30G,21G)(28G)(47N,52N)(45N,27G,44N)(36G)(1)(37G,26G,38G)(24G)(1)					
OPPONENTS:(38G)(42N)(50N,31G,32G)(46G)(1)(51G,28N)(28G)(36G)(31G,40G)(39G)(27G,43G,42N)(19G)(38G,38G)(22G,38G,30G)(28N,21G,34G)					

DEFENSE	(Top 10)	T	S	A	FF	FR	PD	SA	Int
Singletary	135	65	70	2	0	4	1	1	1
Morrissey	115	56	59	0	0	4	1	1	1
Gayle	100	48	52	0	3	6	0	2	7
Woolford	94	69	25	2	0	27	0	7	0
Roper	94	54	40	0	0	2	2	5	0
McMichael	89	49	40	4	2	2	10	5	0
Carrier	89	43	46	1	2	10	0	0	0
Dent	82	46	36	6	1	3	8	5	0
Armstrong	75	40	35	1	1	0	6	5	0
Cox	56	23	33	1	1	0	1	0	0

SACKS: McMichael 10.5, Dent 8.5, Armstrong 6.5, Spellman 4.0, Ryan 3.0, Roper 2.5, Perry 2.0, Zorich 2.0, Cox 1.0, Morrissey 1.0, Rivera 1.0, Singletary 1.0
TEAM 43.0, **OPPONENTS** 45.0

USUAL STARTERS

Offense	Defense
WR.....Wendell Davis	RE.....Richard Dent
LT.....Troy Auzenne	RT.....William Perry
LG.....Mark Bortz	LT.....Steve McMichael
C.....Jerry Fontenot	LE.....Trace Armstrong
RG.....Tom Thayer	WLB.....John Roper
RT.....Keith Van Horne	MLB.....Mike Singletary
TE.....Keith Jennings	SLB.....Jim Morrissey
WR.....Tom Waddle	RCB.....Lemuel Stinson
QB.....Jim Harbaugh	LCB.....Donnell Woolford
RB.....Neal Anderson	SS.....Shaun Gayle
FB.....Brad Muster	FS.....Mark Carrier

RANKINGS

Team Stats	Bears	Avg	Rank
Total Yards	4941	308.8	8
Rushing Yards	1871	116.9	10
Passing Yards	3070	191.9	14
Points Scored	295	18.4	-

	Opp	Avg	Rank
Total Yards	4952	309.5	17
Rushing Yards	1948	121.8	21
Passing Yards	3004	187.8	15
Points Scored	361	22.6	-

1993 CHICAGO BEARS STATISTICS

Record: 7-9, .438

4th Place, NFC Central

Head Coach: Dave Wannstedt

09/05 L	20-26	N.Y. GIANTS	66,900
09/12 L	7-10	at Minnesota	56,285
09/26 W	47-17	TAMPA BAY	58,329
10/03 W	6-0	ATLANTA	57,441
10/10 W	17-6	at Philadelphia	63,601
10/25 L	12-19	MINNESOTA	64,677
10/31 L	3-17	at Green Bay	58,945
11/07 L	14-16	L.A. RAIDERS	59,750
11/14 W	16-13	at San Diego	58,459
11/21 W	19-17	at Kansas City	76,872
11/25 W	10-6	at Detroit	76,699
12/05 W	30-17	GREEN BAY	62,236
12/12 L	10-13	at Tampa Bay	55,667
12/18 L	3-13	DENVER	53,056
12/26 L	14-20	DETROIT	43,443
01/02 L	6-20	at L.A. Rams	39,147

	Bears	Opp
TOTAL FIRST DOWNS	226	290
Rushing	98	112
Passing	113	163
Penalty	15	15
3rd Down: Made/Att	73/211	80/214
3rd Down Pct.	34.6	37.4
4th Down: Made/Att	4/14	6/15
4th Down Pct.	28.6	40.0
POSSESSION AVG.	28:36	31:24
TOTAL NET YARDS	3717	4653
Avg. Per Game	232.3	290.8
Total Plays	913	1026
Avg. Per Play	4.1	4.5
NET YARDS RUSHING	1677	1835
Avg. Per Game	104.8	114.7
Total Rushes	477	476
NET YARDS PASSING	2040	2818
Avg. Per Game	127.5	176.1
Sacked/Yards Lost	48/230	46/287
Gross Yards	2270	3105
Att./Completions	388/230	504/306
Completion Pct.	59.3	60.7
Had Intercepted	16	18
PUNTS/AVERAGE	80/38.5	78/41.4
NET PUNTING AVG.	80/38.5	78/36.2
PENALTIES/YARDS	68/587	91/783
FUMBLES/BALL LOST	29/14	24/12
TOUCHDOWNS	22	22
Rushing	10	9
Passing	7	12
Returns	5	1

PASSING	Att	Cmp	Yds	Cmp%	Yd/Att	TD	TD%	Int	Int%	Lg	Sack/Lost	Rating
Harbaugh	325	200	2002	61.5	6.16	7	2.2	11	3.4	48	43/210	72.1
Willis	60	30	268	50.0	4.47	0	0.0	5	8.3	29	5/20	27.6
Gardocki	2	0	0.0	0.00	0.00	0	0.0	0	0.0	0	0/0	39.6
Anderson	1	0	0.0	0.00	0.00	0	0.0	0	0.0	0	0/0	39.6
BEARS	388	230	2270	59.3	5.85	7	1.8	16	4.1	48	48/230	64.7
OPPONENTS	504	306	3105	60.7	6.16	12	2.4	18	3.6	67	46/287	71.4

Score by Period	1	2	3	4	OT	Tot
BEARS	37	85	56	56	0	234
OPPONENTS	45	83	38	64	0	230

SCORING	TDs:Ru-Pa-R	K-PAT	FG	S	Pts
Butler	0	0	0	0	21/22 27/36 0
Anderson	4	4	0	0	0 66
Harbaugh	4	4	0	0	0 24
Obee	3	0	3	0	0 18
Baker	2	0	0	2	0 12
Conway	2	0	2	0	0 12
Worley LG	2	2	0	0	0 12
Worley TM	2	2	0	0	0 12
Carrier	1	0	0	1	0 6
Jones	1	0	0	1	0 6
Lincoln	1	0	0	1	0 6
Waddle	1	0	1	0	0 6
Wetnight	1	0	1	0	0 6

BEARS	22	10	7	5	21/22 27/36	0 234
OPPONENTS	22	9	12	1	20/22 26/34	0 230

RUSHING	No	Yds	Avg	Lg	TD
Anderson	202	646	3.2	45	4
Worley LG	120	470	3.9	28	2
Worley TM	110	437	4.0	28	2
Harbaugh	60	277	4.6	25	4
Heyward	68	206	3.0	11	0
Conway	5	44	8.8	18	0
Green	15	29	1.9	10	0
Christian	8	19	2.4	12	0
Lewis	7	13	1.9	3	0
Willis	2	6	3.0	6	0
BEARS	477	1677	3.5	45	10
OPPONENTS	476	1835	3.9	26t	9

RECEIVING	No	Yds	Avg	Lg	TD
Waddle	44	552	12.5	38	1
Anderson	31	160	5.2	35	0
Obee	26	351	13.5	48	3
Conway	19	231	12.2	38t	2
Christian	16	160	10.0	36	0
Heyward	16	132	8.3	20	0
Jennings	14	150	10.7	29	0
Green	13	63	4.8	9	0
Davis	12	132	11.0	17	0
Worley LG	11	62	5.6	15	0
Worley TM	8	49	6.1	15	0
Gedney	10	98	9.8	24	0
Wetnight	9	93	10.3	25t	1
Whitaker	6	53	8.8	18	0
Lewis	4	26	6.5	18	0
Banks LG	2	45	22.5	26	0
Banks TM	1	19	19.0	19	0
Harbaugh	1	1	1.0	1	0
BEARS	230	2270	9.9	48	7
OPPONENTS	306	3105	10.1	67	12

PUNTING	No	Yds	Avg	Net	TB	In	Lg	B
Gardocki	80	3080	38.5	36.6	2	28	58	0
BEARS	80	3080	38.5	36.6	2	28	58	0
OPPONENTS	78	3231	41.4	36.2	6	22	75	1

INTS	No	Yds	Avg	Lg	TD
Carrier	4	94	23.5	34t	1
Jones	4	52	13.0	22	0
Lincoln	3	109	36.3	80t*	1
Woolford	2	18	9.0	18	0
Blaylock	2	3	1.5	3	0
Dent	1	24	24.0	24	0
Mangum	1	0	0.0	0	0
McMichael	1	0	0.0	0	0
BEARS	18	300	16.7	86t	2
OPPONENTS	16	105	6.6	25	1

*lateral from Jones

KO RETURNS	No	Yds	Avg	Lg	TD
Conway	21	450	21.4	55	0
Green	9	141	15.7	30	0
Obee	9	159	17.7	34	0
Worley LG	6	121	20.2	26	0
Worley TM	2	36	18.0	24	0
A. Fontenot	1	8	8.0	8	0
Heyward	1	12	12.0	12	0
Mangum	1	0	0.0	0	0
Ryan	1	5	5.0	5	0
BEARS	45	811	18.0	55	0
OPPONENTS	53	918	17.3	35	0

PUNT RET.	Ret	FC	Yds	Avg	Lg	TD
Obee	35	20	289	8.3	28	0
BEARS	35	20	289	8.3	28	0
OPPONENTS	22	38	115	5.2	34	0

FGs	1-19	20-29	30-39	40-49	50+
Butler	0/0	7/8	12/13	3/7	5/8
BEARS	0/0	7/8	12/13	3/7	5/8
OPPONENTS	1/1	15/15	7/9	3/8	0/1
Butler: (206,346)(53N)(336,406,326,316) (486,44N,526)(37G)(376,396,556,356)(336) (21N,30N)(336,546,206)(556)(316)(45N) (276,50N,536)					
OPPONENTS: (196,356,236,266)(47N,222) (206)(0)(396,256,50N)(406)(316,216,206) (286,308,266,40N)(206)(396,276)(36N,266) (386,426,29N)(296,246,41N)(406,47N,376) (296,296)					

DEFENSE (Top 10)	T	S	A	FF	FR	PD	Sa	Int
Jones	189	117	72	1	2	11	1	4
Gayle	124	79	45	2	0	2	1	0
Zorich	121	63	58	1	2	1	7	0
Cain	108	63	45	1	0	5	0	0
Woolford	101	86	15	0	0	22	0	2
Carrier	91	47	44	1	0	7	0	4
V. Smith	83	49	34	0	0	3	0	0
McMichael	78	40	28	0	2	5	6	1
Dent	64	43	21	0	1	3	12.5	1
Douglass	52	39	23	0	0	4	0	0
SACKS: Dent 12.5, Armstrong 11.5, Zorich 7.0, McMichael 6.0, Spellman 2.5, Cox 2.0, A. Fontenot 1.0, Gayle 1.0, Jones 1.0								
TEAM 46.0, OPPONENTS 48.0								

USUAL STARTERS												
Offense						Defense						
WR.....Tom Waddle						RE.....Richard Dent						
LT.....Troy Auzenne						RT.....Chris Zorich						
LG.....Mark Bortz						LT.....Steve McMichael						
C.....Jerry Fontenot						LE.....Trace Armstrong						
RG.....John Wojciechowski						WLB.....Vinson Smith						
RT.....Jay Leeuwenburg						MLB.....Dante Jones						
TE.....Keith Jennings						SLB.....Joe Cain						
WR.....Curtis Conway						RCB.....Anthony Blaylock						
QB.....Jim Harbaugh						LCB.....Donnell Woolford						
RB.....Neal Anderson						SS.....Shaun Gayle						
FB.....Craig Heyward						FS.....Mark Carrier						

RANKINGS			
Team Stats	Bears	Avg	Rank
Total Yards.....	3717	232.3	28
Rushing Yards.....	1677	104.8	19
Passing Yards.....	2040	127.5	28
Points Scored.....	234	14.6	-
	Opp	Avg	Rank
Total Yards.....	4653	290.8	4
Rushing Yards.....	1835	114.7	17
Passing Yards.....	2818	176.1	3
Points Scored.....	230	14.4	-



CHICAGO BEARS ALL-TIME RESULTS

1994 CHICAGO BEARS STATISTICS

Record: 9-7, .563

T-2nd Place, NFC Central

Head Coach: Dave Wannstedt

09/04 W 21-9	TAMPA BAY	61,844
09/12 L 22-30	at Philadelphia	64,890
09/18 L 14-42	MINNESOTA	61,073
09/25 W 19-7	at N.Y. Jets	70,806
10/02 W 20-13	BUFFALO	62,406
10/09 W 17-7	NEW ORLEANS	63,822
10/23 L 16-21	at Detroit	73,574
10/31 L 6-33	GREEN BAY	47,381
11/06 W 20-6	at Tampa Bay	60,821
11/13 W 17-14	at Miami	64,871
11/20 W 20-10	DETROIT	55,035
11/27 W 19-16	ot at Arizona	65,922
12/01 L 27-33	ot at Minnesota	61,483
12/11 L 3-40	at Green Bay	57,927
12/18 W 27-13	L.A. RAMS	56,276
12/24 L 3-13	NEW ENGLAND	60,178

PLAYOFFS

01/01 W 35-18	at Minnesota	60,347
01/07 L 15-44	at San Francisco	64,644

	Bears	Opp
TOTAL FIRST DOWNS	274	275
Rushing	88	100
Passing	165	163
Penalty	21	12
3rd Down: Made/Att	97/232	81/218
3rd Down Pct.	41.8	37.2
4th Down: Made/Att	9/16	8/17
4th Down Pct.	56.3	47.1
POSSESSION AVG.	31:37	28:23
TOTAL NET YARDS	4679	5009
Avg. Per Game	292.4	313.1
Total Plays	1014	982
Avg. Per Play	4.6	5.1
NET YARDS RUSHING	1588	1922
Avg. Per Game	99.3	120.1
Total Rushes	487	432
NET YARDS PASSING	3091	3087
Avg. Per Game	193.2	192.9
Sacked/Yards Lost	25/139	28/175
Gross Yards	3230	3262
Att./Completions	502/308	522/295
Completion Pct.	61.4	56.5
Had Intercepted	16	12
PUNTS/AVERAGE	76/37.8	72/39.0
NET PUNTING AVG.	76/32.4	72/34.9
PENALTIES/YARDS	66/503	80/645
FUMBLES/BALL LOST	21/10	29/10
TOUCHDOWNS	30	31
Rushing	10	10
Passing	19	16
Returns	1	5

PASSING	Att	Cmp	Yds	Cmp%	Yd/Att	TD	TD%	Int	Int%	Lg	Sack/Lost	Rating
Walsh	343	208	2078	60.6	6.06	10	2.9	8	2.3	50	11/52	77.9
Kramer	158	99	1129	62.7	7.15	8	5.1	8	5.1	85t	14/87	79.9
Conway	1	1	23	100.0	23.00	1	100.0	0	0.0	23t	0/0	158.3
BEARS	502	308	3230	61.4	6.43	19	3.8	16	3.2	85t	25/139	79.4
OPPONENTS	522	295	3262	56.5	6.25	16	3.1	12	2.3	65t	28/175	75.9

Score by Period	1	2	3	4	OT	Tot
BEARS	40	61	61	106	3	271
OPPONENTS	44	116	67	74	6	301

SCORING	TDs:Ru-Pa-R-K-PAT	FG	S	Pts
Butler	0 0 0 0	24/24	21/29	0 87
Tillman	7 7 0 0			0 42
Graham	5 0 4 1			0 32
Gedney	3 0 3 0			0 18
Jennings	3 0 3 0			0 18
Conway	2 0 2 0			0 14
Green	2 0 2 0			0 12
Cook	1 0 1 0			0 6
Harris	1 0 1 0			0 6
Lewis	1 0 1 0			0 6
McMurtry	1 0 1 0			0 6
Waddle	1 0 1 0			0 6
Walsh	1 0 1 0			0 6
Wetnight	1 0 1 0			0 6
Worley	1 0 1 0			0 6
BEARS	30 10 19	1/24	21/29	0 271
OPPONENTS	31 10 16	5/25	26/30	41 0 307
2-Pt. Conversions: Conway, Graham, TEAM				
2-6, OPPONENTS 3-4.				

RUSHING	No	Yds	Avg	Lg	TD
Tillman	275	899	3.3	25t	7
Harris	123	464	3.8	13	1
Green	25	122	4.9	14	0
Conway	6	31	5.2	12	0
Christian	7	29	4.1	8	0
Hoge	6	24	4.0	8	0
Worley	9	17	1.9	4	1
Walsh	30	4	0.1	12	1
Kramer	6	-2	-0.3	2	0
BEARS	487	1588	3.3	25t	10
OPPONENTS	432	1922	4.4	90	10

RECEIVING	No	Yds	Avg	Lg	TD
Graham	68	944	13.9	76t	4
Conway	39	546	14.0	85t	2
Harris	39	236	6.1	18	0
Tillman	27	222	8.2	39	0
Waddle	25	244	9.8	22	1
Green	24	199	8.3	39t	2
Cook	21	212	10.1	34	1
Gedney	13	157	12.1	37t	3
Hoge	13	79	6.1	11	0
Wetnight	11	104	9.5	19	1
Jennings	11	75	6.8	23t	3
McMurtry	8	112	14.0	30	1
Primm	3	25	8.3	12	0
Christian	2	30	15.0	21	0
Lewis	2	13	6.5	8	1
Carter	1	24	24.0	24	0
Worley	1	8	8.0	8	0
BEARS	308	3230	10.5	85t	19
OPPONENTS	295	3262	11.1	65t	16

PUNTING	No	Yds	Avg	Net	TB	In	Lg	B
Gardocki	76	2871	37.8	32.4	9	23	57	0
BEARS	76	2871	37.8	32.4	9	23	57	0
OPPONENTS	72	2808	39.0	34.9	4	27	61	0

INTS	No	Yds	Avg	Lg	TD
Woolford	5	30	6.0	25	0
Gayle	2	33	16.5	33	0
Carrier	2	10	5.0	7	0
Spellman	1	31	31.0	31	0
Douglass	1	18	18.0	18	0
Lincoln	1	5	5.0	5	0
BEARS	12	127	10.6	33	0
OPPONENTS	16	335	20.9	81t	3

KO RETURNS	No	Yds	Avg	Lg	TD
Lewis	35	874	25.0	55	0
Conway	10	228	22.8	34	0
Carter	6	99	16.5	26	0
Green	6	77	12.8	16	0
Worley	4	52	13.0	25	0
Flanigan	2	26	13.0	14	0
Harris	1	18	18.0	18	0
Thierry	1	0	0.0	0	0
Woolford	1	28	28.0	28	0
BEARS	66	1402	21.2	55	0
OPPONENTS	65	1271	19.6	102t	1

PUNT RET.	Ret	FC	Yds	Avg	Lg	TD
Graham	15	5	140	9.3	61t	1
Conway	8	9	63	7.9	24	0
Waddle	3	3	8	2.7	6	0
Lewis	1	3	7	7.0	7	0
BEARS	27	20	218	8.1	61t	1
OPPONENTS	26	18	225	8.7	57	0

FGs	1-19	20-29	30-39	40-49	50+
Butler	1/1	7/17	6/9	5/8	2/4
BEARS	1/1	7/17	6/9	5/8	2/4
OPPONENTS	1/1	13/13	9/11	7/14	0/2
Butler:() (1)(54N)(44G,42N,30G)(50G,20G)					
(46G,36N)(46N,22G)(18G,37G)(51N,40G)					
(28G,23G)(35G,52G,31G,27G)(29G,33G,40N)(25G)					
(41G,30G)(44G,28G,36N)					
OPPONENTS: (31G,49G,30G,54N)(41G,29G,33G)					
(43G,24G)(47G,41N)(28G,30G)(50B,36N)					
(1)(30B)(33G,47N,38G)(29G,33G,45N)					
(29G,43N)(49G,22G,47G)(45G,41G,29G,38G)					
(39G,24G,20G,29G)(18G,42G,21G)(29G,22G,46N)					

DEFENSE	T	S	A	FF	FR	PD	SA	Int
(Top 10)								
Cain	129	83	46	1	1	2	0	0
Jones	108	69	39	0	2	5	0	0
Carrier	107	59	48	1	0	7	0	2
Zorich	104	49	55	1	0	0	5	0
Gayle	97	67	30	3	1	8	0	2
Douglass	77	46	31	0	0	3	1.5	1
Woolford	65	54	11	1	0	21	0	5
A. Fontenot	62	37	25	1	0	2	4	0
Spellman	60	35	25	1	0	8	7	1
Armstrong	60	34	26	1	0	1	7.5	0
SACKS: Armstrong 7.5, Spellman 7.0,								
Zorich 5.5, A. Fontenot 4.0, Douglass								
1.5, Epps 1.0, Smith 1.0, Mangum 0.5								
TEAM 28.0, OPPONENTS 25.0								

USUAL STARTERS

Offense	Defense
WR.....Jeff Graham	RE.....Alonzo Spellman
LT.....Andy Heck	RT.....Chris Zorich
LG.....Mark Bortz	LT.....A. Fontenot/Simpson
C.....Jerry Fontenot	LE.....Trace Armstrong
RG.....Jay Leeuwenburg	WLB.....Vinson Smith
RT.....James Williams	MLB.....Dante Jones
TE.....Marv Cook	SLB.....Joe Cain
WR.....Curtis Conway	RCB.....Jeremy Lincoln
QB.....Steve Walsh	LCB.....Donnell Woolford
RB.....Lewis Tillman	SS.....Shaun Gayle
FB.....Raymont Harris	FS.....Mark Carrier

RANKINGS

Team Stats	Bears	Avg	Rank
Total Yards.....	4679	292.4	23
Rushing Yards.....	1588	99.3	15
Passing Yards.....	3091	193.2	21
Points Scored.....	271	16.9	-

	Opp	Avg	Rank
Total Yards.....	5009	313.1	13
Rushing Yards.....	1922	120.1	13
Passing Yards.....	3087	192.9	5
Points Scored.....	307	19.2	-

1995 CHICAGO BEARS STATISTICS

Record: 9-7, .563

3rd Place, NFC Central

Head Coach: Dave Wannstedt

09/03 W	31-14	MINNESOTA	63,036
09/11 L	24-27	GREEN BAY	64,855
09/17 W	25-6	at Tampa Bay	71,507
09/24 L	28-34	at St. Louis	59,679
10/08 W	31-27	CAROLINA	59,668
10/15 W	30-27	at Jacksonville	72,020
10/22 W	35-32	HOUSTON	63,545
10/30 W	14-6	at Minnesota	61,238
11/05 L	34-37	PITTSBURGH	61,838
11/12 L	28-35	at Green Bay	59,996
11/19 L	17-24	DETROIT	61,779
11/26 W	27-24	at N.Y. Giants	70,015
12/04 L	7-27	at Detroit	77,230
12/10 L	10-16	at Cincinnati	38,642
12/17 W	31-10	TAMPA BAY	49,475
12/24 W	20-14	PHILADELPHIA	52,391

	Bears	Opp
TOTAL FIRST DOWNS	340	316
Rushing	116	81
Passing	201	212
Penalty	23	23
3rd Down: Made/Att	88/207	101/217
3rd Down Pct.	42.5	46.5
4th Down: Made/Att	13/19	10/17
4th Down Pct.	68.4	58.8
POSSESSION AVG.	29:55	30:05
TOTAL NET YARDS	5673	5442
Avg. Per Game	354.6	340.1
Total Plays	1030	1035
Avg. Per Play	5.5	5.3
NET YARDS RUSHING	1930	1441
Avg. Per Game	120.6	90.1
Total Rushes	492	405
NET YARDS PASSING	3743	4001
Avg. Per Game	233.9	250.1
Sacked/Yards Lost	15/95	35/239
Gross Yards	3838	4240
Att./Completions	523/315	595/374
Completion Pct.	60.2	62.9
Had Intercepted	10	16
PUNTS/AVERAGE	58/37.4	62/37.3
NET PUNTING AVG.	58/30.9	62/31.8
PENALTIES/YARDS	71/601	104/821
FUMBLES/BALL LOST	26/16	25/13
TOUCHDOWNS	46	41
Rushing	15	9
Passing	29	27
Returns	2	5

PASSING	Att	Cmp	Yds	Cmp%	Yd/Att	TD	TD%	Int	Int%	Lg	Sack/Lost	Rating
Kramer	522	315	3838	60.3	7.35	29	5.6	10	1.9	76	15/95	93.5
Conway	1	0	0	0.0	0.0	0	0.0	0	0.0	0/0		39.6
BEARS	523	315	3838	60.2	7.34	29	5.5	10	1.9	76	15/95	93.4
OPPONENTS	595	374	4240	62.9	7.13	27	4.5	16	2.7	99t	35/239	88.1

Score by Period	1	2	3	4	OT	Tot
BEARS	73	130	91	98	0	392
OPPONENTS	93	112	66	86	3	360

SCORING	TDs:Ru-Pa-R-K-PAT	FG	S	Pts
Butler	0 0 0 0 45/45 23/31	0	0	114
Conway	12 0 12 0	0	0	72
Salaam	10 10 0 0	0	0	60
Jennings	6 0 6 0	0	0	36
Graham	4 0 4 0	0	0	24
Green	3 3 0 0	0	0	18
Timpson	3 1 2 0	0	0	18
Flanigan	2 0 2 0	0	0	12
Wetnight	2 0 2 0	0	0	12
T. Carter	1 0 1 0	0	0	6
Kramer	1 1 0 0	0	0	6
Marshall	1 0 0 1	0	0	6
Minter	1 0 0 1	0	0	6
A. Fontenot	0 0 0 0	1	2	2

BEARS	46	15	29	2	45/45	23/31	1	392
OPPONENTS	41	9	27	5	40/40	24/29	0	360

2-Pt. Conversions: TEAM 0-1, OPPONENTS 1-1.

RUSHING	No	Yds	Avg	Lg	TD
Salaam	296	1074	3.6	42	10
Green	107	570	5.3	38	3
Tillman	29	78	2.7	9	0
Conway	5	77	15.4	20	0
A. Johnson	6	30	5.0	11	0
Kramer	35	39	1.1	11	1
T. Carter	10	34	3.4	7	0
Timpon	3	28	9.3	16	1
Flanigan	1	0	0.0	0	0
BEARS	492	1930	3.9	42	15
OPPONENTS	405	1441	3.6	29	9

RECEIVING	No	Yds	Avg	Lg	TD
Graham	82	1301	15.9	51	4
Conway	62	1037	16.7	76	12
T. Carter	40	329	8.2	27	1
Green	28	246	8.8	28	0
Jennings	25	217	8.7	20	6
Timpon	24	289	12.0	36	2
Wetnight	24	193	8.0	22	2
A. Johnson	13	86	6.6	18	0
Salaam	7	56	8.0	18	0
Gedney	5	52	10.4	15	0
Faulkerson	2	22	11.0	12	0
Flanigan	2	6	3.0	4	2
R. Harris	1	4	4.0	4	0
BEARS	315	3838	12.2	76	29
OPPONENTS	374	4240	11.3	99	27

PUNTING	No	Yds	Avg	Net	TB	In	Lg	B
Sauerbrun	55	2080	37.8	31.1	6	16	61	0
O'Neill	3	89	29.7	26.7	0	0	39	0
BEARS	58	2169	37.4	30.9	6	16	61	0
OPPONENTS	62	2311	37.3	31.8	8	21	57	2

INTS	No	Yds	Avg	Lg	TD
Woolford	4	21	5.3	16	0
Miniefield	3	37	12.3	37	0
Joseph	2	31	15.5	31	0
Lincoln	1	32	32.0	32	0
M. Carter	2	20	10.0	15	0
Mangum	1	2	2.0	2	0
Minter	1	2	2.0	2	1
Cox	1	1	1.0	1	0
Marshall	1	0	0.0	0	0
BEARS	16	146	9.1	37	1
OPPONENTS	10	203	20.3	98t	1

KO RETURNS	No	Yds	Avg	Lg	TD
N. Lewis	42	904	21.5	52	0
Timpon	18	240	23.3	51	0
T. Carter	3	24	8.0	9	0
Green	3	29	9.7	19	0
Lundy LG	3	39	13.0	17	0
Lundy TM	1	11	11.0	11	0
Primus	2	39	19.5	22	0
Tillman	1	20	20.0	20	0
Graham	1	12	12.0	12	0
BEARS	71	1459	20.5	52	0
OPPONENTS	72	1570	21.8	54	0

PUNT RET.	Ret	FC	Yds	Avg	Lg	TD
Graham	23	14	183	8.0	39	0
Lundy	1	0	-4	-4.0	-4	0
BEARS	24	14	179	7.5	39	0
OPPONENTS	28	13	257	9.2	62	1

FGs	1-19	20-29	30-39	40-49	50+
Butler	0/0	16/19	5/6	2/4	0/2
BEARS	0/0	16/19	5/6	2/4	0/2
OPPONENTS	0/0	7/7	6/6	10/14	1/2
Butler:(216)(206)(246,376,226,276)(0)(236)(256,216,206)(286,226,476,356)(0)(406,276,44N)(396,258,52N)(27N,348,376)(53N)(276)(26N,236)(40N,276,286,37N)					
OPPONENTS: (1)(326,386)(436,406)(456,256)(216,496)(47N,496,406,54N)(46N,396)(226,436)(406,466,246)(436,256)(226)(426,366)(286,376,396,42N)(506)(0)					

DEFENSE (Top 10)	T	S	A	FF	FR	PD	Sa	Int
M. Carter	158	97	61	2	1	10	0	2
Cain	119	73	46	0	0	5	0	0
Smith	111	72	39	1	1	3	4	0
Carrier	103	63	40	1	0	15	0	0
Minter	99	55	44	1	0	4	0	1
Cox	84	46	38	0	0	5	0	1
Zorich	79	38	41	1	1	0	1	0
Flanigan	77	46	31	0	0	1	11	0
Lincoln	73	61	12	0	0	12	1	1
Miniefield	72	49	23	0	0	10	0	0

SACKS: Flanigan 11.0, Spellman 8.5, Smith 4.0, Thierry 4.0, A. Fontenot 2.5, Lincoln 1.0, Mangum 1.0, Simpson 1.0, Zorich 1.0
TEAM 35.0, **OPPONENTS** 15.0

USUAL STARTERS

Offense	Defense
WR..... Jeff Graham	RE..... John Thierry
LT..... Andy Heck	RT..... Chris Zorich
LG..... Todd Perry	LT..... Jim Flanigan
C..... Jerry Fontenot	LE..... Alonzo Spellman
RG..... Jay Leeuwenburg	WLB..... Ron Cox
RT..... James Williams	MLB..... Joe Cain
TE..... Keith Jennings	SLB..... Vinson Smith
WR..... Curtis Conway	RCB..... Jeremy Lincoln
QB..... Erik Kramer	LCB..... Donnell Woolford
RB..... Rashaan Salaam	SS..... Marty Carter
FB..... Tony Carter	FS..... Mark Carrier

RANKINGS

Team Stats	Bears	Avg	Rank
Total Yards.....	5673	354.6	9
Rushing Yards.....	1930	120.6	9
Passing Yards.....	3743	233.9	12
Points Scored.....	392	24.5	-

	Opp	Avg	Rank
Total Yards.....	5442	340.1	19
Rushing Yards.....	1441	90.1	5
Passing Yards.....	4001	250.1	21
Points Scored.....	360	22.5	-



1996 CHICAGO BEARS STATISTICS

Record: 7-9, .438**3rd Place, NFC Central****Head Coach: Dave Wannstedt**

09/02 W 22-6	DALLAS	63,076
09/08 L 3-10	at Washington	52,711
09/15 L 14-20	MINNESOTA	61,301
09/22 L 16-35	at Detroit	70,022
09/29 W 19-17	OAKLAND	57,062
10/06 L 6-37	GREEN BAY	65,480
10/13 L 24-27	at New Orleans	43,512
10/28 W 15-13	at Minnesota	58,143
11/03 W 13-10	TAMPA BAY	58,727
11/10 L 12-17	at Denver	75,555
11/17 L 10-14	at Kansas City	76,762
11/24 W 31-14	DETROIT	55,864
12/01 L 17-28	at Green Bay	59,682
12/08 W 35-9	ST. LOUIS	45,075
12/14 W 27-14	SAN DIEGO	49,763
12/22 L 19-34	at Tampa Bay	51,572

	Bears	Opp
TOTAL FIRST DOWNS	300	295
Rushing	104	87
Passing	176	183
Penalty	20	25
3rd Down: Made/Att	78/231	79/206
3rd Down Pct.	33.8	38.3
4th Down: Made/Att	20/28	8/14
4th Down Pct.	71.4	57.1
POSSESSION AVG.	30:51	29:09
TOTAL NET YARDS	4905	4884
Avg. Per Game	306.6	305.3
Total Plays	1046	981
Avg. Per Play	4.7	5.0
NET YARDS RUSHING	1720	1617
Avg. Per Game	107.5	101.1
Total Rushes	472	427
NET YARDS PASSING	3185	3267
Avg. Per Game	199.1	204.2
Sacked/Yards Lost	23/165	30/209
Gross Yards	3350	3476
Att./Completions	551/318	524/314
Completion Pct.	57.7	59.9
Had Intercepted	18	17
PUNTS/AVERAGE	78/44.8	76/40.1
NET PUNTING AVG.	78/34.9	76/34.0
PENALTIES/YARDS	103/808	113/849
FUMBLES/BALL LOST	25/9	29/11
TOUCHDOWNS	31	37
Rushing	9	13
Passing	19	21
Returns	3	3

PASSING	Att	Cmp	Yds	Cmp%	Yd/Att	TD	TD%	Int	Lg	Sack/Lost	Rating
Krieg	377	226	2278	59.9	6.04	14	3.7	12	3.2	53t	14/104 76.3
Kramer	150	73	781	48.7	5.21	3	2.0	6	4.0	58t	7/53 54.3
Matthews	17	13	158	76.5	9.29	1	5.9	0	0.0	26t	1/3 124.1
Stenstrom	4	3	37	75.0	9.25	0	0.0	0	0.0	28	1/5 103.1
Sauerbrun	2	2	63	100.0	31.50	0	0.0	0	0.0	47	0/0 118.8
Conway	1	1	33	100.0	33.00	1	100.0	0	0.0	33t	0/0 158.3
BEARS	551	318	3350	57.7	6.08	19	3.4	18	3.3	58t	23/165 73.4
OPPONENTS	524	314	3476	59.9	6.63	21	4.0	17	3.2	62t	30/209 79.5

Score by Period	1	2	3	4	OT	Tot
BEARS	70	89	57	67	0	283
OPPONENTS	48	140	62	55	0	305

SCORING	TDs:Ru-Pa-R-K-PAT	FG	S	Pts
Jaeger	0 0 0 0	23/23	19/23	80
Conway	7 0 0 0			42
Engram	6 0 0 0			36
R. Harris	5 4 1 0			30
Salaam	4 3 1 0			24
Huerta TM	0 0 0 0	3/3	4/7	15
Cox	1 0 0 1			6
Faulkerson	1 0 1 0			6
Flanigan	1 0 1 0			6
Krieg	1 1 0 0			6
Lowery	1 0 0 1			6
Matthews	1 1 0 0			6
Spears	1 0 1 0			6
Wetnight	1 0 1 0			6
Woollford	1 0 0 1			6
BEARS	31 9 19 326/2623/30	1	283	
OPPONENTS	37 13 21 335/3616/23	0	305	
2-Pt. Conversions: TEAM 0-5, OPPONENTS 0-1				

2-Pt. Conversions: TEAM 0-5, OPPONENTS 0-1.

RUSHING	No	Yds	Avg	Lg	TD
R. Harris	194	748	3.9	23	4
Salaam	143	496	3.5	32	3
Green	60	249	4.2	19	0
Hicks	27	92	3.4	23	0
Conway	8	50	6.3	19	0
T. Carter	11	43	3.9	23	0
Timpson	3	21	7.0	13	0
Krieg	16	12	0.8	2	1
Kramer	8	4	0.5	3	0
Sauerbrun	1	3	3.0	3	0
Matthews	1	2	2.0	2t	1
BEARS	472	1720	3.6	32	9
OPPONENTS	427	1617	3.8	63	13

RECEIVING	No	Yds	Avg	Lg	TD
Conway	81	1049	13.0	58t	7
Timpson	62	802	12.9	49	0
T. Carter	41	233	5.7	29	0
Engram	33	389	11.8	24	6
R. Harris	32	296	9.3	47	1
Wetnight	21	223	10.6	38	1
Green	13	78	6.0	18	0
Neely	9	92	10.2	21	0
Salaam	7	44	6.3	11t	1
Jennings	6	56	9.3	20	0
Cash	4	42	10.5	14	0
J. A. Jackson	4	39	9.8	14	0
Krieg	1	5	5.0	5	0
Faulkerson	1	1	1.0	1t	1
Flanigan	1	1	1.0	1t	1
Spears	1	1	1.0	1t	1
Hicks	1	-1	-1.0	-1	0
BEARS	318	3350	10.5	58t	19
OPPONENTS	314	3476	11.1	62t	21

PUNTING	No	Yds	Avg	Net	TB	In	Lg	B
Sauerbrun	78	3491	44.8	34.9	12	15	72	0
BEARS	78	3491	44.8	34.9	12	15	72	0
OPPONENTS	73	3047	40.1	34.0	9	25	60	1

INTS	No	Yds	Avg	Lg	TD
Woollford	6	37	6.2	28t	1
M. Carter	3	34	11.3	29	0
Marshall	2	20	10.0	20	0
Carrier	2	0	0.0	0	0
W. Harris	2	0	0.0	0	0
Burton	1	11	11.0	11	0
Minter	1	5	5.0	5	0
BEARS	17	107	6.3	29	1
OPPONENTS	18	94	5.2	27	0

KO RETURNS	No	Yds	Avg	Lg	TD
Ja. Jackson	27	619	22.9	60	0
Engram	25	580	23.2	45	0
Faulkerson	4	63	15.8	20	0
Marshall	0	75	---	75	0
BEARS	56	1337	23.9	88	0
OPPONENTS	52	1115	21.4	90t	1

PUNT RET.	Ret	FC	Yds	Avg	Lg	TD
Engram	31	19	282	9.1	34	0
BEARS	31	19	282	9.1	34	0
OPPONENTS	42	12	527	12.5	88t	2

FGs	1-19	20-29	30-39	40-49	50+
Jaeger	0/0	4/4	3/4	12/15	0/0
Huerta	0/0	0/0	3/5	1/2	0/0
BEARS	0/0	4/4	6/9	13/17	0/0
OPPONENTS	0/0	6/7	4/4	3/9	3/3
Huerta:(316,35N,42G,34G)(376,39N)(44N)					
Jaeger:(1)(46G)(44G,24G,40G,30G)(40G,41G)					
(28G,32N)(44N,46N,41G,44G)(27G,47N,23G)					
(35G,48G)(49G)(42G)(34G)(45G,40G)(1)					
OPPONENTS:(28G,43N,28G)(50G,44N)(33G, 34G)					
((1)(28G)(32G)(34G,54G)(41G,43G,48G) (45G)(24G)					
((1)(46N)(45N,25G)(48N,26N) (50G,22G)					

DEFENSE	(Top 10)	T	S	A	FF	FR	PD	SA	Int
M. Carter	180	102	78	1	0	14	0	1	0
Cain	124	68	56	3	0	1	1	0	0
W. Harris	113	93	20	2	2	18	0	2	2
Minter	106	56	50	1	0	4	1.5	1	1
Cox	99	56	43	1	3	2	3	0	0
Smith	89	48	41	0	2	1	1	0	0
Woollford	78	63	15	0	0	20	0	6	6
Spellman	78	46	32	3	0	2	8	0	0
Flanigan	78	43	35	0	0	1	5	0	0
Carrier	76	40	36	1	1	7	0	2	2
SACKS: Spellman 8.0, Flanigan 5.0, A. Fontenot									
4.5, Cox 3.0, Thierry 2.0, Miniefield 1.5, Minter									
1.5, Simpson 1.5, Cain 1.0, Mangum 1.0, Smith 1.0									
TEAM 30.0, OPPONENTS 23.0									

USUAL STARTERS											
Offense						Defense					
WR.....Curtis Conway						RE.....Alonzo Spellman					
LT.....Andy Heck						RT.....Carl Simpson					
LG.....Todd Perry						LT.....Jim Flanigan					
C.....Jerry Fontenot						LE.....Albert Fontenot					
RG.....Todd Burger						WLB.....Vinson Smith					
RT.....James Williams						MLB.....Bryan Cox					
TE.....Keith Jennings						SLB.....Joe Cain					
WR.....Michael Timpson						RCB.....Walt Harris					
QB.....Dave Krieg						LCB.....Donnell Woollford					
RB.....Raymont Harris						SS.....Marty Carter					
FB.....Tony Carter						FS.....Mark Carrier					

RANKINGS			
Team Stats	Bears	Avg	Rank
Total Yards.....	4905.....	306.6.....	21
Rushing Yards.....	1720.....	107.5.....	16
Passing Yards.....	3185.....	199.1.....	19
Points Scored.....	283.....	17.7.....	-
	Opp	Avg	Rank
Total Yards.....	4884.....	305.3.....	12
Rushing Yards.....	1617.....	101.1.....	11
Passing Yards.....	3267.....	204.2.....	14
Points Scored.....	305.....	19.1.....	-

1997 CHICAGO BEARS STATISTICS

Record: 4-12, .250

5th Place, NFC Central

Head Coach: Dave Wannstedt

09/01	L	24-38	at Green Bay	60,766
09/07	L	24-27	MINNESOTA	59,263
09/14	L	7-32	DETROIT	59,147
09/21	L	3-31	at New England	59,873
09/28	L	3-27	at Dallas	64,082
10/05	L	17-20	NEW ORLEANS	58,865
10/12	L	23-24	GREEN BAY	62,212
10/27	W	36-33	ot at Miami	73,156
11/02	L	8-31	WASHINGTON	53,032
11/09	L	22-29	at Minnesota	63,443
11/16	L	15-23	N.Y. JETS	45,642
11/23	W	13-7	TAMPA BAY	43,955
11/27	L	20-55	at Detroit	77,904
12/07	W	20-3	BUFFALO	39,784
12/14	W	13-10	at St. Louis	66,030
12/21	L	15-31	at Tampa Bay	70,930

	Bears	Opp
TOTAL FIRST DOWNS	305	281
Rushing	94	97
Passing	188	156
Penalty	23	28
3rd Down: Made/Att	91/253	60/189
3rd Down Pct.	36.0	31.7
4th Down: Made/Att	14/27	3/9
4th Down Pct.	51.9	33.3
POSSESSION AVG.	33:08	26:52
TOTAL NET YARDS	4987	4888
Avg. Per Game	311.7	305.5
Total Plays	1128	935
Avg. Per Play	4.4	5.2
NET YARDS RUSHING	1746	1858
Avg. Per Game	109.1	116.1
Total Rushes	490	421
NET YARDS PASSING	3241	3030
Avg. Per Game	202.6	189.4
Sacked/Yards Lost	43/260	38/259
Gross Yards	3501	3289
Att./Completions	595/336	476/273
Completion Pct.	56.5	57.4
Had Intercepted	22	13
PUNTS/AVERAGE	96/42.5	81/43.5
NET PUNTING AVG.	96/32.6	81/36.6
PENALTIES/YARDS	107/867	93/763
FUMBLES/BALL LOST	33/19	25/17
TOUCHDOWNS	28	50
Rushing	14	18
Passing	14	25
Returns	0	7

PASSING	Att	Cmp	Yds	Cmp%	Yd/Att	TD	TD%	Int	Int%	Lg	Sack/Lost	Rating
Kramer	477	275	3011	57.7	6.31	14	2.9	14	2.9	78t	25/149	74.0
Mirer	103	53	420	51.5	4.08	0	0.0	6	5.8	34	16/92	37.7
Stenstrom	14	8	70	57.1	5.00	0	0.0	2	14.3	18	2/19	31.0
Conway	1	0	0	0.0	0.0	0	0.0	0	0.0	0	0/0	29.6
BEARS	595	336	3501	56.5	5.88	14	2.4	22	3.7	78t	43/260	66.1
OPPONENTS	476	273	3289	57.4	6.91	25	5.3	13	2.7	89t	38/259	84.8

Score by Period	1	2	3	4	OT	Tot
BEARS	61	72	36	91	3	263
OPPONENTS	78	123	107	113	0	421

SCORING	TDs	Ru	Pa	R	K	PAT	FG	S	Pts
Jaeger	0	0	0	0	0	20/20	21/26	0	83
R. Harris	10	10	0	0	0	0	0	60	
Proehl	7	0	7	0	0	0	0	44	
Penn	3	0	3	0	0	0	0	18	
Engram	2	0	2	0	0	0	0	14	
Kramer	2	2	0	0	0	0	0	12	
Autry	1	1	0	0	0	0	0	8	
Mirer	1	1	0	0	0	0	0	8	
Conway	1	0	1	0	0	0	0	6	
Wetnight	1	0	1	0	0	0	0	6	
Flanigan	0	0	0	0	0	0	0	2	

BEARS	28	14	14	0	20/20	21/26	1	263
OPPONENTS	50	18	25	7	45/45	24/32	0	421

2-Pt. Conversions: Autry, Engram, Flanigan, Mirer, Proehl, TEAM 5-8, OPPONENTS 2-5.

RUSHING	No	Yds	Avg	Lg	TD
R. Harris	275	1033	3.8	68t	10
Autry	112	319	2.8	17	1
Salaam	31	112	3.6	17	0
Kramer	27	83	3.1	31	2
Mirer	20	78	3.9	20	1
T. Carter	9	56	6.2	16	0
Harmon LG	10	36	3.6	14	0
Harmon TM	2	6	3.0	4	0
Conway	3	17	5.7	10	0
Hicks	4	14	3.5	8	0
Smith	1	12	12.0	12	0
Sauerbrun	2	8	4.0	8	0
Hughes	1	3	3.0	3	0
Le Bel	1	0	0.0	0	0
Penn	1	-1	-1.0	-1	0
BEARS	490	1746	3.6	68t	14
OPPONENTS	421	1858	4.4	76	18

RECEIVING	No	Yds	Avg	Lg	TD
Proehl	58	753	13.0	78t	7
Penn	47	576	12.3	33	3
Wetnight	46	464	10.1	34	1
Engram	45	399	8.9	23	2
Conway	30	476	15.9	55t	1
R. Harris	28	115	4.1	16	0
Ton. Carter	24	152	6.3	19	0
Harmon LG	18	197	10.9	27	0
Harmon TM	2	8	4.0	6	0
Jennings	14	164	11.7	23	0
Bowens	12	146	12.2	21	0
Autry	9	59	6.6	14	0
Allred	8	70	8.8	18	0
Hughes	8	68	8.5	16	0
Smith	2	22	11.0	12	0
Salaam	2	20	10.0	18	0
T. Allen	1	9	9.0	9	0
BEARS	336	3501	10.4	78t	14
OPPONENTS	273	3289	12.0	89t	25

PUNTING	No	Yds	Avg	Net	TB	In	Lg	B
Sauerbrun	95	4059	42.7	32.8	11	26	67	0
Jaeger	1	18	18.0	18.0	0	0	18	0
BEARS	96	4077	42.5	32.6	11	26	67	0
OPPONENTS	81	3526	43.5	36.6	12	28	72	0

INTS	No	Yds	Avg	Lg	TD
W. Harris	5	30	6.0	12	0
Tom Carter	3	12	4.0	12	0
Mangum	2	4	2.0	4	0
Marshall TM	2	0	0	0	0
Marshall	1	14	14.0	14	0
BEARS	13	60	4.6	14	0
OPPONENTS	22	328	14.9	38t	1

KO RETURNS	No	Yds	Avg	Lg	TD
Hughes	43	1008	23.4	58	0
Bowens	19	396	20.8	36	0
Smith	10	196	19.6	28	0
Allred	2	21	10.5	11	0
Ton. Carter	2	34	17.0	19	0
Engram	2	27	13.5	20	0
Harmon LG	1	16	16.0	16	0
Wetnight	1	9	9.0	9	0
Marshall TM	0	3	---	3	0
BEARS	79	1694	21.4	58	0
OPPONENTS	52	1237	23.8	69	0

PUNT RET.	Ret	FC	Yds	Avg	Lg	TD
Hughes	36	7	258	7.2	19	0
Proehl	8	1	59	7.4	14	0
Dulaney	1	0	0	0.0	0	0
Engram	1	0	4	4.0	4	0
BEARS	46	8	321	7.0	19	0
OPPONENTS	52	16	727	14.0	83t	2

FGs	1-19	20-29	30-39	40-49	50+
Jaeger	0/0	8/9	8/10	4/6	1/1
BEARS	0/0	8/9	8/10	4/6	1/1
OPPONENTS	0/0	9/9	12/12	3/9	0/2
Jaeger:(426) (396) () (386) (216) (236) (416) (396, 236, 476, 356) () (296, 226, 366) (34N, 32N) (326, 256, 41N) (526, 326, 45N) (416, 386) (228, 276, 206) ()					
OPPONENTS: (386, 366, 296) (336, 40N, 286, 42N) (236, 336, 296, 326) (276) (336, 236) (386, 486) (376) () (386) (53N) (48N, 346, 366, 346) (50N, 40N) (406, 296) (41N, 436) (40N, 286) (206)					

DEFENSE (Top 10)	T	S	A	FF	FR	PD	Sa	Int
Mangum	149	79	69	0	2	9	1	2
M. Carter	142	81	59	1	0	6	1	1
Minter	134	69	58	1	3	3	6	0
B. Cox	133	77	50	1	1	5	5	0
W. Harris	94	75	15	4	1	19	0	5
R. Cox	83	44	37	1	0	2	1	0
Flanigan	81	45	28	2	3	0	6	0
Simpson	61	26	30	0	0	5	4	5
T. Carter	56	49	7	0	0	19	0	3
Reeves	52	24	27	0	1	0	0	5
SACKS: Flanigan 6.0, Minter 6.0, B. Cox 5.0, Simpson 4.5, Thomas 4.5, Marshall TM 3.0, Thierry 3.0, Spellman 2.0, M. Carter 1.0, R. Cox 1.0, Mangum 1.0, Grasmanis 0.5, Reeves 0.5								
TEAM 38.0, OPPONENTS 43.0								

USUAL STARTERS

Offense	Defense
WR.....Bobby Engram	RE.....Carl Reeves
LT.....Andy Heck	RT.....Carl Simpson
LG.....Todd Perry	LT.....Jim Flanigan
C.....Chris Villarrial	LE.....John Thierry
RG.....Todd Burger	WLB.....Barry Minter
RT.....James Williams	MLB.....Bryan Cox
TE.....Keith Jennings	SLB.....Ron Cox
WR.....Ricky Proehl	RCB.....Walt Harris
QB.....Erik Kramer	LCB.....Tom Carter
RB.....Raymont Harris	SS.....Marty Carter
FB.....Tony Carter	FS.....John Mangum

RANKINGS

Team Stats	Bears	Avg	Rank
Total Yards.....	4987	311.7	17
Rushing Yards.....	1746	109.1	16
Passing Yards.....	3241	202.6	16
Points Scored.....	263	16.4	-

	Opp	Avg	Rank
Total Yards.....	4888	305.5	12
Rushing Yards.....	1858	116.1	19
Passing Yards.....	3030	189.4	11
Points Scored.....	421	26.3	-



1998 CHICAGO BEARS STATISTICS

Record: 4-12, .250

5th Place, NFC Central

Head Coach: Dave Wannstedt

09/06 L 23-24	JACKSONVILLE	55,614
09/13 L 12-17	at Pittsburgh	59,084
09/20 L 15-27	at Tampa Bay	64,328
09/27 L 28-31	MINNESOTA	57,783
10/04 W 31-27	DETROIT	55,562
10/11 L 7-20	at Arizona	47,860
10/18 W 13-12	DALLAS	59,201
10/25 W 23-20	at Tennessee	40,089
11/08 L 12-20	ST. LOUIS	50,263
11/15 L 3-26	at Detroit	63,152
11/22 L 13-20	at Atlanta	60,804
11/29 L 17-31	TAMPA BAY	51,938
12/06 L 22-48	at Minnesota	64,247
12/13 L 20-26	at Green Bay	59,813
12/20 W 24-23	BALTIMORE	40,853
12/27 L 13-16	GREEN BAY	58,393

Bears		Opp
TOTAL FIRST DOWNS	264	300
Rushing	89	121
Passing	154	155
Penalty	21	24
3rd Down: Made/Att	75/215	80/196
3rd Down Pct.	34.9	40.8
4th Down: Made/Att	11/25	3/6
4th Down Pct.	44.0	50.0
POSSESSION AVG.	29:26	30:34
TOTAL NET YARDS	4766	5103
Avg. Per Game	297.9	318.9
Total Plays	979	963
Avg. Per Play	4.9	5.3
NET YARDS RUSHING	1713	1875
Avg. Per Game	107.1	117.2
Total Rushes	454	479
NET YARDS PASSING	3053	3228
Avg. Per Game	190.8	201.8
Sacked/Yards Lost	31/224	28/173
Gross Yards	3277	3401
Att./Completions	494/284	456/292
Completion Pct.	57.5	64.0
Had Intercepted	13	14
PUNTS/AVERAGE	80/42.6	72/42.8
NET PUNTING AVG.	80/36.5	72/35.7
PENALTIES/YARDS	86/714	102/852
FUMBLES/BALL LOST	29/21	33/14
TOUCHDOWNS	30	42
Rushing	9	12
Passing	16	27
Returns	5	3

PASSING	Att	Cmp	Yds	Cmp%	Yd/Att	TD	TD%	Int%	Lg	Sack/Lost	Rating
Kramer	250	151	1823	60.4	7.29	9	3.6	7.8	79t	10/71	83.1
Stenstrom	196	112	1252	57.1	6.39	4	2.0	6.3	48	19/137	70.4
Moreno	43	19	166	44.2	3.86	1	2.3	0.0	21t	2/16	62.7
Bennett	2	1	18	50.0	9.00	1	50.0	0.0	18t	0/0	120.8
Horan	2	1	18	50.0	9.00	1	50.0	0.0	18t	0/0	120.8
Conway	1	0	0	0.0	0.00	0	0.0	0.0	0	0/0	39.6
BEARS	494	284	3277	57.5	6.63	16	3.2	13	2.6	79t	31/224
OPPONENTS	456	292	3401	64.0	7.46	27	5.9	14	3.1	98t	28/173

Score by Period	1	2	3	4	OT	Total
BEARS	51	99	53	77	0	276
OPPONENTS	61	104	116	87	0	368

SCORING	TDs:	Ru	Pa	R	K	PAT	FG	S	Pts
Jaeger	0	0	0	0	27/28	21/26	0	90	
Engram	5	0	5	0				0	30
Penn	3	0	3	0				0	20
Conway	3	0	3	0				0	20
Milburn	3	0	3	0				0	18
J. Allen	2	1	1	0				0	12
Bennett	2	2	0	0				0	12
Chancey	2	2	0	0				0	12
Stenstrom	2	2	0	0				0	12
Wetnight	2	0	2	0				0	12
Bownes	1	0	1	0				0	6
Hallock	1	0	1	0				0	6
W. Harris	1	0	1	0				0	6
Kramer	1	0	1	0				0	6
S. Lee	1	0	1	0				0	6
M. Robinson	1	0	1	0				0	6
Thierry	0	0	0	0				1	2
BEARS	30	9	16	5	27/28	21/26	2	276	
OPPONENTS	42	12	27	3	36/38	26/31	0	368	

2-Pt. Conversions: Penn, TEAM 1-2, OPPONENTS 1-4.

RUSHING	No	Yds	Avg	Lg	TD
Bennett	173	611	3.5	43	2
Enis	58	270	4.7	57	1
J. Allen	29	122	4.2	14	2
Stenstrom	18	79	4.4	14	2
Conway	5	48	9.6	29	0
Hallock	13	41	3.2	14	1
Kramer	13	17	1.3	8	1
Moreno	4	9	2.3	9	0
Milburn	4	8	2.0	6	0
Morris	3	8	2.7	6	0
Engram	1	3	3.0	3	0
BEARS	454	1713	3.8	57	9
OPPONENTS	479	1875	3.9	50	12

RECEIVING	No	Yds	Avg	Lg	TD
Engram	64	987	15.4	79t	5
Conway	54	733	13.6	47	3
Penn	31	448	14.5	37	3
Bennett	28	209	7.5	31	0
Hallock	25	166	6.6	16	0
Wetnight	23	166	7.3	30	2
Mayes	21	103	4.9	22	0
Chancey	11	102	9.3	15	0
J. Allen	8	77	9.6	33	1
Enis	6	20	3.3	7	0
Bownes	5	69	13.8	44	1
M. Robinson	4	44	11.0	20t	1
Milburn	4	37	9.3	13	0
BEARS	284	3277	11.5	79t	16
OPPONENTS	292	3401	11.6	98t	27

PUNTING	No	Yds	Avg	Net	TB	In	Lg	B
Horan	64	2643	41.3	35.4	4	12	57	0
Sauerbrun	15	741	49.4	42.1	3	6	71	0
Jaeger	1	27	27.0	27.0	0	0	27	0
BEARS	80	3411	42.6	36.5	7	18	71	0
OPPONENTS	72	3084	42.8	35.7	11	20	68	1

INTS	No	Yds	Avg	Lg	TD
W. Harris	4	41	10.3	26	1
Collins	3	29	9.7	28	0
T. Carter	2	20	10.0	19	0
Minter	1	17	17.0	17	0
Thierry	1	14	14.0	14	0
Parrish	1	8	8.0	8	0
Cousin	1	0	0.0	0	0
S. Harris	1	0	0.0	0	0
BEARS	14	129	9.2	28	1
OPPONENTS	13	146	11.2	33t	1

KO RETURNS	No	Yds	Avg	Lg	TD
Milburn	62	1550	25.0	94t	2
Chancey	2	18	9.0	18	0
Bownes	1	19	19.0	19	0
Wiegmann	1	8	8.0	8	0
BEARS	66	1595	24.2	94t	2
OPPONENTS	55	1097	19.9	40	0

PUNT RET.	Ret	FC	Yds	Avg	Lg	TD
Milburn	25	15	291	11.6	93t	1
BEARS	25	15	291	11.6	93t	1
OPPONENTS	38	19	349	9.2	53	1

FGs	1-19	20-30	30-39	40-49	50+
Jaeger	2/2	8/9	9/10	1/4	1/1
BEARS	2/2	8/9	9/10	1/4	1/1
OPPONENTS	2/2	12/12	3/4	7/10	2/3
Jaeger:(456,356,42N,19G)(19G,36G)(26G,29G,52G)(123G)(122G,29G)(39G,26G,34N,33G)(31G)(31G,43N)(35G,32G)(33G)(1)(1)(20G)(29G,48N,21G)					
OPPONENTS: (23G)(49G)(1)(50G)(28G,53N,43G)(49G,46N,40G)(23G,23G)(29G,19G,49B)(24G,33G)(24G,25G)(50G,44G)(28G)(30G,20G)(35G,43G,40G,24G)(45B,27G)(39N,18G)					

DEFENSE	(Top 10)	T	S	A	FF	FR	PD	SA	Int
M. Carter	159	101	58	0	2	5	0	0	0
Minter	140	93	44	2	1	2	1	1	1
Parrish	111	70	35	5	2	7	1	1	1
S. Harris	107	70	35	1	0	2	1	1	0
Wells	98	51	44	0	0	3	3	0	0
Flanigan	86	34	42	1	1	0	8	5	0
W. Harris	85	65	19	1	1	21	0	4	0
Cousin	73	55	17	1	2	18	0	1	0
McDonald	57	36	18	2	0	4	1	0	0
Lee	57	30	24	1	1	0	2	0	0
SACKS: Flanigan 8.5, Thomas TM 4.5, Thierry 3.5, Wells 3.0, S. Lee 2.0, Grasmanis 1.0, S. Harris 1.0, McDonald 1.0, Minter 1.0, Parrish 1.0, Reeves 1.0, B. Robinson 0.5									
TEAM 28.0, OPPONENTS 31.0									

USUAL STARTERS				RANKINGS				
Offense		Defense		Team Stats		Bears	Avg	Rank
WR	Bobby Engram	RE.....	Shawn Lee	Total Yards.....	4766	297.9	21
LT	Andy Heck	RT.....	Mike Wells	Rushing Yards.....	1713	107.1	17
LG	Todd Perry	LT.....	Jim Flanigan	Passing Yards.....	3053	190.8	23
C.....	Casey Wiegmann	LE.....	John Thierry	Points Scored.....	276	17.3	-
RG.....	Chris Villarrial	WLB.....	Sean Harris					
RT.....	James Williams	MLB.....	Barry Minter					
TE.....	Alonzo Mayes	SLB.....	Rico McDonald	Total Yards.....	5103	318.9	14
WR.....	Curtis Conway	RCB.....	Walt Harris	Rushing Yards.....	1875	117.2	19
QB.....	Erik Kramer	LCB.....	Terry Cousin	Passing Yards.....	3228	201.8	15
RB.....	Edgar Bennett	SS.....	Marty Carter	Points Scored.....	368	23	-
FB.....	Ty Hallock	FS.....	Tony Parrish					

1999 CHICAGO BEARS STATISTICS

Record: 6-10, .375

09/12	W	20-17	KANSAS CITY	66,944
09/19	L	13-14	SEATTLE	66,944
09/26	L	17-24	at Oakland	50,458
10/03	W	14-10	MINNEAPOLIS	66,944
10/10	W	24-22	at New Orleans	64,107
10/17	L	16-20	PHILADELPHIA	66,944
10/24	L	3-6	at Tampa Bay	65,283
10/31	L	22-48	at Washington	77,621
11/07	W	14-13	at Green Bay	59,867
11/14	L	24-27	at MINNESOTA	66,944
11/21	W	23-20	at San Diego	56,055
11/25	L	17-21	at Detroit	77,905
12/05	L	19-35	GREEN BAY	66,944
12/19	W	28-10	DETROIT	66,944
12/26	L	12-34	at St. Louis	65,941
01/02	L	6-20	TAMPA BAY	66,944

	Bears	Opp.
TOTAL FIRST DOWNS	302	310
Rushing	82	89
Passing	203	196
Penalty	17	25
3rd Down: Made/Att	91/247	93/229
3rd Down Pct.	36.8	40.6
4th Down: Made/Att	11/27	2/11
4th Down Pct.	40.7	18.2
POSSESSION AVG.	29:24	30:36
TOTAL NET YARDS	5523	5704
Avg. Per Game	345.2	356.5
Total Plays	1118	1058
Avg. Per Play	4.9	5.4
NET YARDS RUSHING	1387	1882
Avg. Per Game	86.7	117.6
Total Rushes	396	438
NET YARDS PASSING	4136	3822
Avg. Per Game	258.5	238.9
Sacked/Yards Lost	38/216	37/257
Gross Yards	4352	4079
Att./Completions	684/404	583/354
Completion Pct.	59.1	60.7
Had Intercepted	22	14
PUNTS/AVERAGE	85/40.9	80/38.9
NET PUNTING AVG.	85/35.4	80/32.1
PENALTIES/YARDS	117/915	89/720
FUMBLES/BALL LOST	32/15	29/19
TOUCHDOWNS	31	38
Rushing	4	11
Passing	25	23
Returns	2	4

PASSING	Att	Cmp	ds	Cmp%	Yd/Att	TD	TD%	Int	Int%	Lg	Sack/Lost	Rating
Matthews	275	167	1645	60.7	5.98	10	3.6	6	2.2	56	13/79	80.6
McNown	235	127	1465	54.0	6.23	8	3.4	10	4.3	80t	18/94	66.7
Miller	174	110	1242	63.2	7.14	7	4.0	6	3.4	77t	7/43	83.5
BEARS	684	404	4352	59.1	6.36	25	3.7	22	3.2	80t	38/216	75.6
OPPONENTS	583	354	4079	60.7	7.00	23	3.9	14	2.4	86t	37/257	85.0

Score by Period	1	2	3	4	OT	Total
BEARS	52	69	84	64	3	272
OPPONENTS	64	135	47	92	3	341

SCORING	TDs:	Ru-Pa-R	K-PAT	FG	S	Pts
M. Robinson	9	0	9	0	0	54
Eniel	0	0	0	17/18	11/18	0
Bonis		5	3	2	0	50
Conway	4	0	4	0	0	24
Engram	4	0	4	0	0	24
Booker	3	0	3	0	0	18
Gowins	0	0	0	3/3	4/6	0
Jaeger	0	0	0	7/7	2/8	0
Allred	1	0	1	0	0	6
S. Harris	1	0	1	0	0	6
Holmes	0	0	0	0/0	2/2	0
Mayes	1	0	1	0	0	6
Milburn	1	1	0	0	0	6
Minter	1	0	0	1	0	6
Wetnight	1	0	1	0	0	6
McNown	0	0	0	0	0	2
BEARS	31	4	25	2	27/28	19/34
OPPONENTS	38	11	23	4	38/38	38/25

2-Pt. Conversions: McNown, TEAM 1-3, OPPONENTS 0-0.

RUSHING	No	Yds	Avg	Lg	TD
Enis	287	916	3.2	19	3
McNowen	32	160	5.0	18	0
Allen	32	119	3.7	13	0
Milburn	16	102	6.4	49t	1
Matthews	14	31	2.2	14	0
Bennett	6	28	4.7	15	0
Engram	2	11	5.5	9	0
Miller	3	9	3.0	9	0
Booker	1	8	8.0	8	0
Brooks	1	7	7.0	7	0
Conway	1	-2	-2.0	-2	0
Sauerbrun	1	-2	-2.0	-2	0
BEARS	396	1387	3.5	49t	4
OPPONENTS	438	1882	4.3	76t	11

RECEIVING	No	Yds	Avg	Lg	TD
Engram	88	947	10.8	56	4
M. Robinson	84	1400	16.7	80†	9
Enis		45	34.0	7.6	28
Conway	44	426	9.7	30†	4
Wetnight	38	277	7.3	22	1
Milburn	20	151	7.6	22	0
Booker	19	219	11.5	57†	3
Brooks	14	160	11.4	30	0
Bennett	14	116	8.3	34	0
Allred	13	102	7.8	26	1
Allen	9	91	10.1	17	0
Mayes	8	82	10.3	24	1
Hallock	6	22	3.7	7	0
Bates	2	19	9.5	11	0
BEARS	404	4352	10.8	80†	25
OPPONENTS	354	4079	11.5	86†	23

PUNTING	No	Yds	Avg	Net	TB	In	Lg	B
Sauerbrun	85	3478	40.9	35.4	10	20	65	0
BEARS	85	3478	40.9	35.4	10	20	65	0
OPPONENTS	80	3115	38.9	32.1	10	20	66	0

INTS	No	Yds	Avg	Lg	TD
Hudson	3	28	9.3	28	0
Minter	2	66	33.0	34t	1
Cousin	2	1	0.5	1	0
Parrish	1	41	41.0	41	0
Burton	1	37	37.0	37	0
Carter	1	36	36.0	36	0
Burns	1	15	15.0	15	0
Flanigan	1	6	6.0	6	0
S. Harris	1	0	0.0	0	0
W. Harris	1	-1	-1.0	-1	0
BEARS	14	229	16.4	41	1
OPPONENTS	22	359	16.3	88t	2

KO RETURNS	No	Yds	Avg	Lg	TD
Milburn	61	1426	23.4	93	0
Bennett	3	53	17.7	20	0
Hallock	2	10	5.0	7	0
Tuinei	1	0	0.0	0	0
Wiegmann	1	2	2.0	2	0
BEARS	68	1491	21.9	93	0
OPPONENTS	57	948	16.6	56	0

PUNT RET.	Ret	FC	Yds	Avg	Lg	TD
Milburn	30	19	346	11.5	54	0
BEARS	30	19	346	11.5	54	0
OPPONENTS	36	15	266	7.4	35	0

FGs	1-19	20-29	30-39	40-49	50+
Boniol	0/0	6/6	2/6	3/5	0/1
Jaeger	0/0	0/0	0/2	1/5	1/1
Gowins	0/0	3/3	0/0	1/2	0/1
Holmes	0/0	0/0	2/2	0/0	0/0
BEARS	0/0	9/9	4/10	5/12	1/3

Bonioli:() () () () (46G, 40G, 32N, 41G) (44N,
28G) () (34N) (34G, 41N) (29G, 33N, 26G, 36G)
(27G) (24G, 23G, 51N) (30N) () ()
Jaeger:() () (48N, 52G, 46N) (32N) (49N, 48N,
41G, 37N) () () () () () () () () ()
Gowins:(21G, 24G) (50N, 29G, 43G, 48N) () () ()
() () () () () () () () ()
Holmes:() () () () () () () () () () ()
() (39G, 31G)

DEFENSE (TOP 10)	T	S	A	FF	FR	PD	Sa	Int
Minter	149	93	51	2	1	3	2	0
Parrish	124	75	49	0	3	0	3	1
S. Harris	90	60	30	0	2	2	0	1
Wells	84	41	39	3	1	0	1	0
Holdman	75	49	22	2	1	0	2	0
McDonald	74	48	31	2	0	1	0.5	0
W. Harris	71	44	20	0	1	1	1	1
Hudson	65	39	24	1	0	4	1	3
Flanigan	63	34	20	3	1	1	6	1
B. Robinson	59	36	17	1	0	0	5	0

SACKS: Simmons 7.0, Flanigan 6.0, B. Robinson 5.0, Minter 3.0, Burton 3.0, Tuiuei 2.5, Holdman 2.0, Davis 2.0, Colvin 2.0, Wells 1.0, W. Harris 1.0, Hudson 1.0, Smith 1.0, McDonald 0.5

TEAM TPO, OPPONENTS 38.0

USUAL STARTERS				RANKINGS			
Offense		Defense		Team Stats	Bears	Avg	Rank
WR	Bobby Engram	RE	Van Tuinei	Total Yards	5523	345.2	8
LT	Blake Brockmeyer	RT	Mike Wells	Rushing Yards	1387	86.7	26
LG	Todd Perry	LT	Jim Flanigan	Passing Yards	4136	258.5	3
C	Olin Kreutz	LE	Bryan Robinson	Points Scored	272	17.0	25
RG	Chris Villarrial	WLB	Barry Minter				
TE	James Williams	MLB	Sean Harris				
TR	Alonzo Mayes	SLB	Rico McDonald	Total Yards	5704	356.5	29
WR	Marcus Robinson	RCB	Terry Cousin	Rushing Yards	1882	117.6	23
QB	Shane Matthews	LCB	Walt Harris	Passing Yards	3822	238.9	29
RB	Curtis Enis	SS	Tony Parrish	Points Scored	341	21.3	20
FB	Ty Hallock	FS	Chris Hudson				



2000 CHICAGO BEARS STATISTICS

Record: 5-11, .313**5th Place, NFC Central****Head Coach: Dick Jauron**

09/03 L 27-30	at Minnesota	64,104
09/10 L 0-41	at Tampa Bay	65,569
09/17 L 7-14	N.Y. GIANTS	66,944
09/24 L 14-21	DETROIT	66,944
10/01 W 27-24	at Green Bay	59,869
10/08 L 10-31	NEW ORLEANS	66,944
10/15 L 16-28	MINNESOTA	66,944
10/22 L 9-13	at Philadelphia	65,553
11/05 W 27-24	INDIANAPOLIS	66,944
11/12 L 3-20	at Buffalo	72,420
11/19 W 13-10	TAMPA BAY	66,944
11/26 L 10-17	at N.Y. Jets	77,354
12/03 L 6-28	GREEN BAY	66,944
12/10 W 24-17	NEW ENGLAND	66,944
12/17 L 0-17	at San Francisco	68,306
12/24 W 23-20	at Detroit	71,957

	Bears	Opp
TOTAL FIRST DOWNS	239	297
Rushing	89	106
Passing	143	172
Penalty	7	19
3rd Down: Made/Att	67/222	82/223
3rd Down Pct.	30.2	36.8
4th Down: Made/Att	11/25	12/17
4th Down Pct.	44.0	70.6
POSSESSION AVG.	28:30	31:30
TOTAL NET YARDS	4541	5234
Avg. Per Game	283.8	327.1
Total Plays	993	1035
Avg. Per Play	4.6	5.1
NET YARDS RUSHING	1736	1827
Avg. Per Game	108.5	114.2
Total Rushes	417	469
NET YARDS PASSING	2805	3407
Avg. Per Game	175.3	212.9
Sacked/Yards Lost	34/200	36/230
Gross Yards	3005	3637
Att./Completions	542/304	530/332
Completion Pct.	56.1	62.6
Had Intercepted	16	11
PUNTS/AVERAGE	96/37.8	91/39.9
NET PUNTING AVG.	96/33.7	91/34.7
PENALTIES/YARDS	90/696	78/727
FUMBLES/BALL LOST	27/13	20/9
TOUCHDOWNS	22	43
Rushing	6	15
Passing	12	25
Returns	4	3

PASSING	Att	Cmp	Yds	Cmp%	Yd/Att	TD	TD%	Int	Int%	Lg	Sack/Lost	Rating
McNown	280	154	1646	55.0	5.88	8	2.9	9	3.2	68t	27/169	68.5
Matthews	178	102	964	57.3	5.42	3	1.7	6	3.4	41	5/24	64.0
Miller	82	47	382	57.3	4.66	1	1.2	1	1.2	34t	2/7	68.2
Aguiar	1	1	13	100.0	13.00	0	0.0	0	0.0	13	0/0	118.8
Hartsell	1	0	0	0.0	0.00	0	0.0	0	0.0	0	0/0	39.6
BEARS	542	304	3005	56.1	5.54	12	2.2	16	3.0	68t	34/200	67.0
OPPONENTS	530	332	3637	62.6	6.86	25	4.7	11	2.1	66	36/230	90.0

Score by Period	1	2	3	4	OT	Tot
BEARS	46	59	52	59	0	216
OPPONENTS	47	117	88	103	0	355

SCORING	TDs:	Ru	Pa	R	K	PAT	FG	S	Pts
Edinger	0	0	0	0	21	21	21/27	0	84
M. Robinson	5	0	5	0	0	0	0	0	30
Allen	3	2	1	0	0	0	0	0	18
McNown	3	3	0	0	0	0	0	0	18
Booker	2	0	2	0	0	0	0	0	12
Kennison	2	0	2	0	0	0	0	0	12
Allred	1	0	1	0	0	0	0	0	6
Brown	1	0	0	1	0	0	0	0	6
Enis	1	1	1	0	0	0	0	0	6
W. Harris	1	0	0	1	0	0	0	0	6
McQuarters	1	0	0	1	0	0	0	0	6
Parrish	1	0	0	1	0	0	0	0	6
White	1	0	1	0	0	0	0	0	6
BEARS	22	6	12	4	21/21	21/27	0	216	
OPPONENTS	43	15	25	3	41/41	18/26	0	355	
2-Pt. Conversions: TEAM 0-1, OPPONENTS 1-2									

2-Pt. Conversions: TEAM 0-1, OPPONENTS 1-2.

RUSHING	No	Yds	Avg	Lg	TD
Edinger	290	1120	3.9	29	2
McNown	50	326	6.5	30	3
Enis	36	84	2.3	11t	1
Barnes	15	81	5.4	20	0
Kennison	3	72	24.0	52	0
Matthews	10	35	3.5	14	0
M. Robinson	1	9	9.0	9	0
Milburn	1	6	6.0	6	0
Miller	7	5	0.7	3	0
Engram	1	1	1.0	1	0
Booker	2	-1	-0.5	5	0
Bates	1	-2	-2.0	-2	0
BEARS	417	1736	4.2	52	6
OPPONENTS	469	1827	3.9	72t	15

RECEIVING	No	Yds	Avg	Lg	TD
M. Robinson	55	738	13.4	68t	5
Kennison	55	549	10.0	26	2
Booker	47	490	10.4	41	2
Allen	39	291	7.5	26	1
Brooks	26	216	8.3	27	0
Sinceno	23	206	9.0	28	0
Engram	16	109	6.8	25	0
White	10	87	8.7	25t	1
Allred	9	109	12.1	25	1
Enis	8	68	8.5	18	0
Bates	4	42	10.5	18	0
Mayes	4	40	10.0	19	0
Dragos	4	28	7.0	10	0
Wells	1	13	13.0	13	0
Milburn	1	8	8.0	8	0
Barnes	1	7	7.0	7	0
Lyman	1	4	4.0	4	0
BEARS	304	3005	9.9	68t	12
OPPONENTS	332	3637	11.0	66	25

PUNTING	No	Yds	Avg	Net	TB	In	Lg	B
Aguiar	52	2017	38.8	34.9	4	8	56	0
Bartholomew	44	1607	36.5	32.2	3	12	52	0
BEARS	96	3624	37.8	33.7	7	20	56	0
OPPONENTS	91	3629	39.9	34.7	8	29	59	0

INTS	No	Yds	Avg	Lg	TD
Parrish	3	81	27.0	38t	1
W. Harris	2	35	17.5	35t	1
Urchler	2	19	9.5	19	0
McQuarters	1	61	61.0	61t	1
Brown	1	35	35.0	35t	1
Wells	1	21	21.0	21	0
Azumah	1	2	2.0	2	0
BEARS	11	254	23.1	61t	4
OPPONENTS	16	150	9.4	38t	1

KO RETURNS	No	Yds	Avg	Lg	TD
Milburn	63	1468	23.3	38	0
Enis	30	15.0	19	0	0
Sinceno	1	12	12.0	12	0
Tucker	1	0	0.0	0	0
Tuinei	1	2	2.0	2	0
BEARS	68	1512	22.2	38	0
OPPONENTS	51	1105	21.7	48	0

PUNT RET.	Ret	FC	Yds	Avg	Lg	TD
Milburn	35	26	300	8.6	25	0
W. Harris	1	1	14	14.0	14	0
BEARS	36	27	314	8.7	25	0
OPPONENTS	36	33	251	7.0	25	0

FGs	1-19	20-29	30-39	40-49	50+
Edinger	1/1	5/5	7/9	6/10	2/2
BEARS	1/1	5/5	7/9	6/10	2/2
OPPONENTS	1/1	6/6	3/8	7/9	1/2

Edinger:(29G, 49G) (42N) (49N) () (19G, 42N, 47G) (30N, 38G) (22G) (25G, 33G, 40G) (41G, 37G) (24G) (34G, 38N, 48G) (39G) (32G, 46G) (24G, 47N) () (37G, 50G, 54G)

OPPONENTS:(35G, 38G, 45G) (50N, 23G, 47G) (34N, 41B, 31B) (32B) (42G) (44G) () (51G, 29G) (19G) (27G, 42G, 39N) (33G) (20G, 46N) () (40G) (33N, 28G) (41G, 26G)

DEFENSE	(Top 10)	T	S	A	FF	FR	PD	SA	Int
Urchler	165	103	54	0	1	3	8	2	
Brown	118	77	41	0	1	6	0	1	
S. Harris	102	71	29	1	0	0	1	0	
Parrish	101	64	33	2	0	8	2	3	
Holdman	87	63	23	1	0	0	0	0	
T. Smith	82	56	25	1	1	8	0	0	
B. Robinson	77	52	20	0	0	9	4	5	0
Flanigan	64	30	30	0	1	0	4	0	
Wells	64	29	34	0	0	1	1	1	
Daniels	55	29	20	0	1	3	6	0	

SACKS: Urlicher 8.0, Daniels 6.0, B. Robinson 4.5, Flanigan 4.0, Colvin 3.0, Parrish 2.0, F. Smith 2.0, S. Harris 1.0, Wells 1.0, McQuarters 1.0, Tuinei 1.0, Culpepper 1.0, Wilson 1.0, Simmons 0.5

TEAM 36.0, OPPONENTS 34.0

USUAL STARTERS

Offense	Defense
WR.....Eddie Kennison	RE.....Phillip Daniels
LT.....Blake Brockmeyer	RT.....Mike Wells
LG.....Todd Perry	LT.....Jim Flanigan
C.....Olin Kreutz	LE.....Bryan Robinson
RG.....Chris Villarrial	WLB.....Warrick Holdman
TE.....James Williams	MLB.....Brian Urlicher
RT.....Kaseem Sinceno	SLB.....R. Colvin/S. Harris
WR.....Marcus Robinson	RCB.....Thomas Smith
QB.....Cade McNown	LCB.....Walt Harris
RB.....James Allen	SS.....Tony Parrish
FB..... Curtis Enis	FS.....Mike Brown

RANKINGS

Team Stats	Bears	Avg	Rank
Total Yards	4541	283.8	23
Rushing Yards	1736	108.5	21
Passing Yards	2805	175.3	23
Points Scored	216	13.5	28

	Opp	Avg	Rank
Total Yards	5234	327.1	16
Rushing Yards	1827	114.2	19
Passing Yards	3407	212.9	17
Points Scored	355	22.2	20

2001 CHICAGO BEARS STATISTICS

Record: 13-3, .813

1st Place, NFC Central

Head Coach: Dick Jauron

09/09 L	6-17	at Baltimore	69,365
09/23 W	17-10	MINNESOTA	66,944
10/07 W	31-3	at Atlanta	47,640
10/14 W	20-13	ARIZONA	66,944
10/21 W	24-0	at Cincinnati	63,408
10/28 W	37-31	ot SAN FRANCISCO	66,944
11/04 W	27-21	ot CLEVELAND	66,944
11/11 L	12-20	GREEN BAY	66,944
11/18 W	27-24	at Tampa Bay	65,612
11/25 W	13-6	at Minnesota	64,214
12/02 W	13-10	DETROIT	66,944
12/09 L	7-17	at Green Bay	59,869
12/16 W	27-3	TAMPA BAY	66,944
12/23 W	20-15	at Washington	78,884
12/30 W	24-0	at Detroit	76,067
01/06 W	33-13	JACKSONVILLE	66,944
PLAYOFFS			
01/19 L	19-33	PHILADELPHIA	66,944

	Bears	Opp
TOTAL FIRST DOWNS	277	277
Rushing	100	71
Passing	153	191
Penalty	24	15
3rd Down: Made/Att	74/225	80/223
3rd Down Pct.	32.9	35.9
4th Down: Made/Att	10/21	4/17
4th Down Pct.	47.6	23.5
POSSESSION AVG.	30:35	29:25
TOTAL NET YARDS	4694	4978
Avg. Per Game	293.4	311.1
Total Plays	1020	1023
Avg. Per Play	4.6	4.9
NET YARDS RUSHING	1742	1313
Avg. Per Game	108.9	82.1
Total Rushes	475	373
NET YARDS PASSING	2952	3665
Avg. Per Game	184.5	229.1
Sacked/Yards Lost	17/120	48/294
Gross Yards	3072	3959
Att./Completions	528/315	602/355
Completion Pct.	59.7	59.0
Had Intercepted	16	20
PUNTS/AVERAGE	88/42.5	90/40.7
NET PUNTING YARDS	88/37.2	90/32.2
PENALTIES/AVG.	63/62.2	97/80.8
FUMBLES/BALL LOST	21/8	34/17
TOUCHDOWNS	37	21
Rushing	12	6
Passing	20	12
Returns	5	3

PASSING	Att	Cmp	Yds	Cmp%	Yd/Att	TD	TD%	Int	Int%	Lg	Sack	Loss	Rating
Miller	395	228	2299	57.7	5.82	13	3.3	10	2.5	66t	11/72	74.9	
Matthews	129	84	694	65.1	5.38	5	3.9	6	4.7	34t	6/48	72.3	
Booker	2	1	34	50.0	17.00	1	50.0	0	0.0	34t	0/0	135.4	
Johnson	1	1	18	100.0	18.00	0	0.0	0	0.0	18	0/0	118.8	
Maynard	1	1	27	100.0	27.00	1	100.0	0	0.0	27t	0/0	158.3	
BEARS	528	315	3072	59.7	5.82	20	3.8	16	3.0	66t	17/120	76.0	
OPPONENTS	602	355	3959	59.0	6.58	12	2.0	20	3.3	60t	48/294	71.4	

Score by Period	1	2	3	4	OT	Tot
BEARS	38	96	71	121	12	338
OPPONENTS	48	31	71	53	0	203

SCORING	TDs:Ru-Pa-R	K-PAT	FG	S	Pts
Edinger	0	0	0	034/	34
Booker	8	0	0	0	48
Thomas	7	7	0	0	44
Johnson	4	4	0	0	24
Terrell	4	0	4	0	24
Allen	2	1	1	0	12
Baxter	2	0	2	0	12
Brown	2	0	0	2	12
M. Robinson	2	0	2	0	12
Urlacher	2	0	1	1	12
Bates	1	0	1	0	6
Harris	1	0	1	0	6
McQuarters	1	0	0	1	6
Shelton	1	0	1	0	6
BEARS	37	12	20	534/	3426/31
OPPONENTS	21	6	12	319/	2018/28

2-Pt. Conversions: Thomas, TEAM 1-1, OPPONENTS 1-1.

RUSHING	No	Yds	Avg	Lg	TD
Thomas	278	1183	4.3	46	7
Allen	135	469	3.5	19	1
Johnson	20	99	5.0	34	4
Booker	4	8	2.0	13	0
Matthews	4	5	1.3	3	0
Denison	1	4	4.0	4	0
Milburn TM	3	3	1.0	4	0
Maynard	1	-10	-10.0	-10	0
Miller	29	-19	-7	3	0
BEARS	475	1742	3.7	46	12
OPPONENTS	373	1313	3.5	29	6

RECEIVING	No	Yds	Avg	Lg	TD
Booker	100	1071	10.7	66t	8
White	45	428	9.5	32	0
Terrell	34	415	12.2	62	4
Allen	30	203	6.8	34t	1
M. Robinson	23	269	11.7	34t	2
Thomas	22	178	8.1	23	0
Baxter	22	148	6.7	19	2
Shelton	12	76	6.3	16	1
Davis	11	68	6.2	14	0
Bates	9	160	17.8	40	1
Milburn TM	3	9	3.0	7	0
Merritt	2	20	10.0	13	0
Urlacher	1	27	27.0	27t	1
Johnson	1	0	0.0	0	0
BEARS	315	3072	9.8	66t	20
OPPONENTS	355	3959	11.2	60t	12

PUNTING	No	Yds	Avg	Net	TB	In	Lg	B
Maynard	87	3709	42.6	37.0	8	36	60	0
Edinger	1	34	34.0	34.0	0	1	34	0
BEARS	88	3743	42.5	37.0	8	37	60	0
OPPONENTS	90	3662	40.7	32.2	18	21	56	0

INTS	No	Yds	Avg	Lg	TD
Brown	5	81	16.2	33t	2
Urlacher	3	60	20.0	41	0
McQuarters	3	47	15.7	43	0
Parrish	3	36	12.0	26	0
Colvin	2	22	11.0	14	0
Traylor	1	67	67.0	67	0
Harris	1	45	45.0	39t	1
Azumah	1	14	14.0	14	0
Holdman	1	0	0.0	0	0
BEARS	20	372	18.6	67	3
OPPONENTS	16	187	11.7	97t	1

KO RETURNS	No	Yds	Avg	Lg	TD
Denison	23	534	23.2	37	0
Johnson	14	286	20.4	33	0
Milburn TM	6	152	25.3	37	0
Azumah	4	65	16.3	23	0
Dogins	1	6	6.0	6	0
Newkirk	1	8	8.0	8	0
Powell	1	1	1.0	1	0
Terrell	1	8	8.0	0	0
BEARS	52	1060	20.4	37	0
OPPONENTS	66	1353	20.5	39	0

PUNT RET.	Ret	FC	Yds	Avg	Lg	TD
Johnson	28	10	255	9.1	35	0
McQuarters	12	1	96	8.0	16	0
Milburn TM	4	3	33	8.3	20	0
Denison	1	0	5	5.0	5	0
Azumah	0	0	16	---	16	0
BEARS	45	14	405	9.0	35	0
OPPONENTS	45	14	327	7.3	32	0

Fbs	1-19	20-29	30-39	40-49	50+
Edinger	0/0	6/7	7/8	13/16	0/0
BEARS	0/0	6/7	7/8	13/16	0/0
OPPONENTS	0/0	7/7	5/7	6/14	0/0
Edinger:(206,439,460)(450)(488,426)(466,436)					
(486,433) (Y) (376,476,386,416)(266,406)(306,436)(466,266,396)(236)(306,466)(396,376)					
(386)(476,236,256,226)					
OPPONENTS:(468,376)(206)(448,446)(406,476)(396)(Y)(406,316)(256,386,266,486)(446,216)(458,486,366,406)(418,276)(256)(346,266)(Y)(366)					

DEFENSE (Top 10)	T	S	A	FF	FR	PD	Sa	Int
Urlacher	148	92	46	1	2	4	6.0	3
Holdman	145	101	39	3	0	6	1.5	1
McQuarters	89	57	25	1	1	21	1.0	3
Brown	86	48	34	2	1	13	3.0	5
Parrish	80	47	28	0	2	7	1.0	3
Colvin	79	42	20	2	1	5	10.5	2
Robinson	72	39	25	2	1	12	4.5	0
Daniels	72	32	23	3	2	10	9.0	0
Harris	70	47	22	2	2	10	0.0	1
Green	68	46	19	2	0	4	3.0	0
SACKS: Colvin 10.5, Daniels 9.0, Urlacher 6.0, B. Robinson 4.5, Brown 3.0, Green 3.0, Azumah 2.0, Boone 2.0, Traylor 2.0, Holdman 1.5, Washington 1.5, McQuarters 1.0, Newkirk 1.0, Parrish 1.0								
TEAM 48.0, OPPONENTS 17.0								

USUAL STARTERS

Offense	Defense
WR.....Dez White	RE.....Phillip Daniels
LT.....Blake Brockmeyer	RT.....Keith Traylor
LG.....Rex Tucker	LT.....Ted Washington
C.....Olin Kreutz	LE.....Bryan Robinson
RG.....Chris Villarrial	WLB.....Warrick Holdman
RT.....James Williams	MLB.....Brian Urlacher
TE.....Fred Baxter	SLB.....Rosevelt Colvin
WR.....Marty Booker	RCB.....R.W. McQuarters
QB.....Jim Miller	LCB.....Walt Harris
RB.....Anthony Thomas	SS.....Tony Parrish
FB.....Daimon Shelton	FS.....Mike Brown

RANKINGS

Team Stats	Bears	avg	rank
Total Yards	4694	293.4	26t
Rushing Yards	1742	108.9	17
Passing Yards	2952	184.5	24
Points Scored	338	21.1	11

	Opp	avg	rank
Total Yards	4978	311.1	15
Rushing Yards	1313	82.1	2
Passing Yards	3665	229.1	29
Points Scored	203	12.7	1



2002 CHICAGO BEARS STATISTICS

Record: 4-12, .250

3rd Place, NFC North

Head Coach: Dick Jauron

09/08 W 27-23	MINNESOTA	63,226
09/15 W 14-13	at Atlanta	68,081
09/22 L 23-29	NEW ORLEANS	63,216
09/29 L 27-33	ot at Buffalo	72,780
10/07 L 21-34	GREEN BAY	63,226
10/20 L 20-23	ot at Detroit	60,421
10/27 L 7-25	at Minnesota	64,122
11/03 L 13-19	PHILADELPHIA	54,049
11/10 L 30-33	NEW ENGLAND	63,105
11/18 L 16-21	at St. Louis	66,250
11/24 W 20-17	ot DETROIT	62,375
12/01 L 20-30	at Green Bay	64,196
12/09 L 9-27	at Miami	73,609
12/15 W 20-13	NEW YORK JETS	62,226
12/22 L 14-24	at Carolina	72,602
12/29 L 0-15	TAMPA BAY	55,832

	Bears	Opp
TOTAL FIRST DOWNS	260	328
Rushing	79	110
Passing	156	185
Penalty	25	33
3rd Down: Made/Att	71/210	85/230
3rd Down Pct.	33.8	37.0
4th Down: Made/Att	10/21	9/15
4th Down Pct.	47.6	60.0
POSSESSION AVG.	27:42	32:18
TOTAL NET YARDS	4395	5606
Avg. Per Game	274.7	350.4
Total Plays	969	1086
Avg. Per Play	4.5	5.2
NET YARDS RUSHING	1344	2076
Avg. Per Game	84.0	129.8
Total Rushes	382	504
NET YARDS PASSING	3051	3530
Avg. Per Game	190.7	220.6
Sacked/Yards Lost	44/265	35/252
Gross Yards	3316	3782
Att./Completions	543/310	547/335
Completion Pct.	57.1	61.2
Had Intercepted	18	9
PUNTS/AVERAGE	87/42.3	78/41.8
NET PUNTING AVG.	87/37.4	78/34.1
PENALTIES/YARDS	95/864	115/935
FUMBLES/BALL LOST	29/17	35/19
TOUCHDOWNS	31	38
Rushing	8	13
Passing	22	24
Returns	1	1

PASSING	Att	Cmp	Yds	Cmp%	Yd/Att	TD	TD%	Int	Int%	Lg	Sack/Lost	Rating
Miller	314	180	1944	57.3	6.19	13	4.1	9	2.9	54	16/101	77.5
Chandler	161	103	1023	64.0	6.35	4	2.5	4	2.5	76t	23/144	79.8
Burris	51	18	207	35.3	4.06	3	5.9	5	9.8	45t	4/20	28.4
Sauter	9	6	59	66.7	6.56	0	0.0	0	0.0	31	0/0	85.0
Booker	5	1	44	20.0	8.80	1	20.0	0	0.0	44t	0/0	103.3
L. Johnson	1	1	27	100.0	27.0	0	0.0	0	0.0	27	1/0	118.8
Maynard	1	1	12	100.0	12.00	1	100.0	0	0.0	12t	0/0	156.3
Urchler	1	0	0	0.0	0.00	0	0.0	0	0.0	0	0/0	39.6
BEARS	543	310	3316	57.1	6.11	22	4.1	18	3.3	76t	44/265	74.8
OPPONENTS	547	335	3782	61.2	6.91	24	4.4	9	1.6	85t	35/252	89.7

Score by Period	1	2	3	4	OT	Tot
BEARS	45	93	61	79	3	281
OPPONENTS	41	148	92	89	9	379

SCORING	TDs:	Ru:	Pa-	R	K-PAT	FG	S	Pts
Edinger	0	0	0	0	29/29	22/28	0	95
Booker	6	0	6	0	0		0	36
Thomas	6	6	0	0	0		0	36
White	4	0	4	0	0		0	24
Davis	3	0	3	0	0		0	18
M. Robinson	3	0	3	0	0		0	18
Terrell	3	0	3	0	0		0	18
Lyman	2	0	2	0	0		0	12
M. Brown	1	0	1	0	0		0	6
L. Johnson	1	1	0	0	0		0	6
Peterson	1	1	0	0	0		0	6
Pritchett	1	0	1	0	0		0	6

BEARS	31	8	22	1	29/29/22/28	0	281
OPPONENTS	38	13	24	1	34/34/37/44	1	379

2-Pt. Conversions: TEAM 0-2, OPPONENTS 2-3.

RUSHING	No	Yds	Avg	Lg	TD
Thomas	214	721	3.4	34	6
L. Johnson	103	329	3.2	23	1
Burris	15	104	6.9	17	0
Peterson	19	101	5.3	14	1
Chandler	10	32	3.2	14	0
Maynard	1	20	20.0	20	0
Miller	13	11	0.8	5	0
White	3	11	3.7	21	0
Sauter	2	8	4.0	7	0
Merritt	1	5	5.0	5	0
Pritchett	1	2	2.0	2	0
BEARS	382	1344	3.5	34	8
OPPONENTS	504	2076	4.1	63t	13

RECEIVING	No	Yds	Avg	Lg	TD
Booker	97	1189	12.3	54	6
White	51	656	12.9	76t	4
Thomas	24	163	6.8	19	0
M. Robinson	21	244	11.6	45t	3
Davis	20	193	9.7	37	3
Pritchett	19	165	8.7	24	1
L. Johnson	16	125	7.8	31	0
Lyman	14	121	8.6	21	2
Merritt	14	100	7.1	25	0
Gilmore	10	130	13.0	30	0
Terrell	9	127	14.1	52	3
Shelton	7	34	4.9	8	0
Baxter	5	51	10.2	22	0
Peterson	3	18	6.0	16	0
BEARS	310	3316	10.7	76t	22
OPPONENTS	335	3782	11.3	85t	24

PUNTING	No	Yds	Avg	Net	TB	In	Lg	B
Maynard	87	3679	42.3	37.4	2	26	75	0
BEARS	87	3679	42.3	37.4	2	26	75	0
OPPONENTS	78	3260	41.8	34.1	12	24	67	1

INTS	No	Yds	Avg	Lg	TD
M. Brown	3	16	5.3	16	0
Austin	2	0	0.0	0	0
Moore	1	35	35.0	35	0
McQuarters	1	33	33.0	33	0
Howard	1	9	9.0	9	0
Urchler	1	0	0.0	0	0
Azumah	0	18	---	18	0
BEARS	9	111	12.3	35	0
OPPONENTS	18	258	14.3	72t	1

KO RETURNS	No	Yds	Avg	Lg	TD
Merritt	45	1029	22.9	63	0
L. Johnson	21	418	19.9	35	0
Abdullah	9	182	20.2	35	0
Sutherland	3	49	16.3	18	0
Peterson	2	37	18.5	21	0
White	2	47	23.5	27	0
Shelton	1	0	0.0	0	0
BEARS	83	1762	21.2	63	0
OPPONENTS	61	1361	22.3	67	0

PUNT RET.	Ret	FC	Yds	Avg	Lg	TD
L. Johnson	28	10	288	10.3	30	0
Merritt	10	2	71	7.1	18	0
BEARS	38	12	359	9.4	30	0
OPPONENTS	46	19	386	8.4	57	0

FGs	1-19	20-29	30-39	40-49	50+
Edinger	0/0	4/4	5/6	8/10	5/8
BEARS	0/0	4/4	5/6	8/10	5/8
OPPONENTS	0/0	17/18	11/13	8/9	1/4
Edinger:(496,496,43N)(50N)(316,256,58N,256) (486,246)() (536,426)() (306,536)(396,406,326) (376,486,506)(35N,226,406)(52N)(526) (536,486) (488) ()					
OPPONENTS: (306,226,426)(50N,376,276,45N) () (486,496,398)(496,288,36N,356,50N) (55N,306, 246,486)(446,246,246) (236,366,276,226)(576, 316,426,256)() (226) (216,316,276)(236,296) (426, 286)(256)(306,326,336,266,336)					

DEFENSE												
(Top 10)	T	S	A	FF	FR	PD	SA	Int				
Urchler	214	159	55	19	2	2	4.5	1				
Green	138	89	49	5	0	2	1.0	0				
M. Brown	111	71	40	2	1	2	0.0	0				
Azumah	92	73	19	2	2	0	1.0	3				
Colvin	72	58	14	8	3	1	10.5	0				
Caldwell	69	49	20	1	0	1	3.0	0				
Daniels	64	40	24	3	0	1	5.5	0				
Howard	57	43	14	2	0	0	0.5	1				
McQuarters	51	38	13	1	0	1	0.0	1				
A. Brown	49	32	17	3	3	3	2.5	0				
SACKS: Colvin 10.5, Daniels 6.5, Urchler 4.5, Caldwell 3.0, A. Brown 2.5, Boone 1.5, Knight 1.5, Azumah 1.0, Green 1.0, B. Robinson 1.0, Traylor 1.0, Howard 0.5, Tafoya 0.5												
TEAM	35.0	OPPONENTS	44.0									

USUAL STARTERS

Offense	Defense
WR.....Dez White	RE.....Alex Brown
LT.....Mike Gandy	RT.....Keith Traylor
LG.....Kevin Dogins	LT.....Bryan Robinson
C.....Olin Kreutz	LE.....Phillip Daniels
RG.....Chris Villarrial	WLB.....Bobbie Howard
TE.....James Williams	MLB.....Brian Urchler
RT.....John Davis	SLB.....Rosevelt Colvin
WR.....Marty Booker	RCB.....Jerry Azumah
QB.....Jim Miller	LCB.....R.W. McQuarters
RB.....Anthony Thomas	SS.....Mike Green
FB.....Daimon Shelton	FS.....Mike Brown

RANKINGS

Team Stats	Bears	Avg	Rank
Total Yards	4395	274.7	29
Rushing Yards	1344	84.0	32
Passing Yards	3051	190.7	24
Points Scored	281	17.6	27

	Opp	Avg	Rank
Total Yards	5606	350.4	25
Rushing Yards	2076	129.8	26
Passing Yards	3530	220.6	24
Points Scored	379	23.7	25

2003 CHICAGO BEARS STATISTICS

Record: 7-9, .438

3rd Place, NFC North

Head Coach: Dick Jauron

09/07	L	7-49	at San Francisco	67,554
09/14	L	13-24	at Minnesota	64,144
09/29	L	23-38	GREEN BAY	61,500
10/05	W	24-21	OAKLAND	61,099
10/12	L	13-20	at New Orleans	68,390
10/19	L	17-24	at Seattle	65,671
10/26	W	24-16	DETROIT	61,428
11/02	W	20-7	SAN DIEGO	61,500
11/09	L	10-12	at Detroit	61,492
11/16	L	21-23	ST. LOUIS	61,820
11/23	W	19-10	at Denver	75,540
11/30	W	28-3	ARIZONA	61,550
12/07	L	21-34	at Green Bay	70,458
12/14	W	13-10	MINNESOTA	61,804
12/21	W	27-24	WASHINGTON	61,719
12/28	L	3-31	at Kansas City	78,413

	Bears	Opp
TOTAL FIRST DOWNS	264	289
Rushing	104	104
Passing	143	156
Penalty	17	29
3rd Down: Made/Att	77/228	84/213
3rd Down Pct.	33.8	39.4
4th Down: Made/Att	15/23	6/15
4th Down Pct.	65.2	40.0
POSSESSION AVG.	29:39	30:21
TOTAL NET YARDS	4380	4947
Avg. Per Game	273.8	309.2
Total Plays	1001	992
Avg. Per Play	4.4	5.0
NET YARDS RUSHING	1763	1865
Avg. Per Game	110.2	116.6
Total Rushes	443	449
NET YARDS PASSING	2617	3082
Avg. Per Game	163.6	192.6
Sacked/Yards Lost	43/288	18/105
Gross Yards	2905	3187
Attempts/Completions	515/271	525/326
Completion Pct.	52.6	62.1
Had Intercepted	20	15
PUNTS/AVERAGE	81/40.2	76/40.4
NET PUNTING AVG.	81/34.6	76/33.3
PENALTIES/YARDS	92/806	93/746
FUMBLES/BALL LOST	25/9	19/5
TOUCHDOWNS	29	36
Rushing	13	13
Passing	12	20
Returns	4	3

PASSING	Att	Cmp	Yds	Cmp%	Yd/Att	TD	TD%	Int	Int%	Lg	Sack/Lost	Rating
Stewart	251	126	1418	50.2	5.65	7	2.8	12	4.8	61t	25/146	56.8
Chandler	192	107	1050	55.7	5.47	3	1.6	7	3.6	37	14/101	61.3
Grossman	72	38	437	52.8	6.07	2	2.8	1	1.4	59t	4/41	74.8
BEARS	515	271	2905	52.6	5.64	12	2.3	20	3.9	61t	43/288	61.0
OPPONENTS	525	326	3187	62.1	6.07	20	3.8	15	2.9	51	18/105	79.9

Score by Period	1	2	3	4	OT	Tot
BEARS	46	76	53	108	0	283
OPPONENTS	69	109	50	118	0	346

SCORING	TDs:	Ru-P:	R:	K-PAT	FG	S	Pts	
Edinger	0	0	0	0	27/27	26/36	0	105
Thomas	6	6	0	0	0	0	36	
Booker	4	0	4	0	0	0	24	
Stewart	3	3	0	0	0	1	20	
White	3	0	3	0	0	0	18	
Azumah	2	0	2	0	0	0	12	
Clark	2	0	2	0	0	0	12	
Forsey	2	2	0	0	0	0	12	
Gage	2	0	2	0	0	0	12	
Pritchett	2	2	0	0	0	0	12	
Briggs	1	0	0	1	0	0	6	
McQuarters	1	0	0	1	0	0	6	
Terrell	1	0	1	0	0	0	6	
Chandler	0	0	0	0	0	1	2	

2-Pt. Conversions: BEARS 2-2, OPPONENTS: 3-3.

RUSHING	No	Yds	Avg	Lg	TD
Thomas	244	1024	4.2	67t	6
Stewart	59	290	4.9	25	3
Forsey	50	191	3.8	17	2
Peterson	22	70	3.2	10	0
Pritchett	21	93	4.4	18	2
Abdullah	18	37	2.1	10	0
Chandler	14	35	2.5	11	0
Wade	5	14	2.8	6	0
White	2	13	6.5	12	0
Terrell	1	4	4.0	4	0
Maynard	1	0	0.0	0	0
Grossman	3	-1	-0.3	0	0
Booker	3	-7	-2.3	1	0
BEARS	443	1763	4.0	67t	13
OPPONENTS	449	1865	4.2	60t	13

RECEIVING	No	Yds	Avg	Lg	TD
Booker	52	715	13.8	61t	4
White	49	583	11.9	49	3
Clark	44	433	9.8	31	2
Terrell	43	361	8.4	35	1
Pritchett	18	83	4.6	20	0
Gage	17	338	19.9	57	2
Wade	12	137	11.4	24	0
Lyman	11	80	7.3	12	0
Thomas	9	36	4.0	9	0
Abdullah	8	55	6.9	17	0
Merritt	3	50	16.7	25	0
Forsey	3	37	12.3	22	0
Peterson	1	5	5.0	5	0
Kreutz	1	-8	-8.0	-8	0
BEARS	271	2905	10.7	61t	12
OPPONENTS	326	3187	9.8	51	20

PUNTING	No	Yds	Avg	Net	TB	In	Lg	B
Maynard	79	3258	41.2	34.6	9	23	53	2
BEARS	81	3258	40.2	34.6	9	23	53	2
OPPONENTS	76	3073	40.4	33.3	4	21	62	0

INTS	No	Yds	Avg	Lg	TD
Azumah	4	44	11.0	25	0
Tillman	4	27	6.8	32	0
McQuarters	2	72	36.0	43	0
M. Brown	2	0	0.0	0	0
Briggs	1	45	45.0	45t	1
Green	1	3	3.0	3	0
A. Brown	1	0	0.0	0	0
BEARS	15	191	12.7	45t	1
OPPONENTS	20	390	19.5	90t	2

KO RETURNS	No	Yds	Avg	Lg	TD
Azumah	41	1191	29.0	89t	2
Merritt	20	405	20.3	35	0
Abdullah	5	62	12.4	17	0
Tafoya	4	55	13.8	19	0
Gilmore	3	25	8.3	11	0
BEARS	73	1738	23.8	89t	2
OPPONENTS	64	1367	21.4	96t	1

PUNT RET.	Ret	FC	Yds	Avg	Lg	TD
McQuarters	37	12	452	12.2	60t	1
Wade	2	1	9	4.5	10	0
BEARS	39	13	461	11.8	60t	1
OPPONENTS	36	13	277	7.7	35	0

FGs	1-19	20-29	30-39	40-49	50+										
Edinger	1/1	4/4	9/13	9/14	3/4										
BEARS	1/1	4/4	9/13	9/14	3/4										
OPPONENTS	0/0	12/12	12/14	6/9	1/3										
Edinger()	(426,436)	(316,386,416)	(356,506,486)	(286,316)	(506,356,406)	(376,328)	(386,226)	(436,488,41N)	(34N)	(336,236,546,476)	(44N,43N)	(386,226,46N)	(196,30N,33N,456)	(52N,486)	
OPPONENTS:	(226,296,286,246,266)	(236,53N)	(346)	(366,396,326,336,478,496)	(38N,506,306)	(50N,456)	(46N)	(246,256,306,486)	(416,446,316)	(40N)	(326)	(246,386,356,456)	(226)	(276,31N)	(386)

DEFENSE									
(Top 10)	T	S	A	FF	FR	PD	Sa	Int	
Urlacher	153	112	41	0	0	3	2.5	0	
Azumah	90	65	25	0	0	10	1.0	4	
Tillman	89	64	25	1	0	14	1.0	4	
Briggs	81	62	19	0	0	5	0.0	1	
M. Brown	81	57	24	0	0	6	0.0	2	
A. Brown	79	61	18	2	1	4	5.5	1	
Holdman	79	56	23	1	0	0	0.0	0	
Daniels	64	46	18	1	0	4	2.5	0	
Gray	62	42	20	0	1	6	1.0	0	
Green	48	31	17	0	0	3	0.5	1	
SACKS: A. Brown 5.5, Daniels 2.5, Urlacher 2.5, Haynes 2.0, Azumah 1.0, Boone 1.0, Gray 1.0, Robinson 1.0, Tillman 1.0, Green 0.5									
BEARS: 18.0, OPPONENTS: 43.0									

USUAL STARTERS

Offense	Defense
WR.....Dez White	RE.....Alex Brown
LT.....Mike Gandy	RT.....Bryan Robinson
LG.....Steve Edwards	LT.....Keith Traylor
C.....Olin Kreutz	LE.....Phillip Daniels
RG.....Chris Villarrial	MLB.....Warrick Holdman
RT.....Aaron Gibson	SLB.....Brian Urlacher
TE.....Desmond Clark	SLB.....Lance Briggs
WR.....Marty Booker	RCB.....Jerry Azumah
QB.....Kordell Stewart	LCB.....Charles Tillman
RB.....Anthony Thomas	SS.....Bobby Gray
FB.....Stanley Pritchett	FS.....Mike Brown

RANKINGS

Team Stats	Bears	Avg	Rank
Total Yards	4380	273.8	28
Rushing Yards	1763	110.2	18
Passing Yards	2617	163.6	30
Points Scored	283	17.7	23t

	Opp	Avg	Rank
Total Yards	4947	309.2	14
Rushing Yards	1865	116.6	16
Passing Yards	3082	192.6	13
Points Scored	346	18.1	15



CHICAGO BEARS ALL-TIME RESULTS

2004 CHICAGO BEARS STATISTICS

Record: 5-11, .312

4th Place, NFC North

Head Coach: Lovie Smith

09/12 L 16-20	DETROIT	61,535
09/19 W 21-10	at Green Bay	70,688
09/26 L 22-27	at Minnesota	64,163
10/03 L 9-19	PHILADELPHIA	61,894
10/17 L 10-13	WASHINGTON	61,945
10/24 L 7-19	at Tampa Bay	65,550
10/31 W 23-13	SAN FRANCISCO	62,054
11/07 W 28-21	at N. Y. Giants	78,786
11/14 W 19-17	ot at Tennessee	68,932
11/21 L 10-41	INDIANAPOLIS	61,908
11/25 L 7-21	at Dallas	64,026
12/05 W 24-14	MINNESOTA	62,051
12/12 L 3-22	at Jacksonville	67,572
12/19 L 5-24	HOUSTON	62,122
12/26 L 13-19	at Detroit	61,924
01/02 L 14-31	GREEN BAY	62,197

	Bears	Opp
TOTAL FIRST DOWNS	230	302
Rushing	84	109
Passing	121	165
Penalty	25	28
3rd Down: Made/Att	56/223	67/220
3rd Down Pct.	25.1	30.5
4th Down: Made/Att	6/19	4/15
4th Down Pct.	31.6	26.7
POSSESSION AVG.	28:20	31:40
TOTAL NET YARDS	3816	5390
Avg. Per Game	238.5	336.9
Total Plays	967	1046
Avg. Per Play	3.9	5.2
NET YARDS RUSHING	1624	2050
Avg. Per Game	101.5	128.1
Total Rushes	430	496
NET YARDS PASSING	2192	3340
Avg. Per Game	137.0	208.8
Sacked/Yards Lost	66/449	35/173
Good Yards	2641	3513
Attempts/Completions	471/249	515/287
Completion Pct.	52.9	55.7
Had Intercepted	16	17
PUNTS/AVERAGE	110/42.6	92/40.0
NET PUNTING AVG.	110/38.3	92/32.0
PENALTIES/YARDS	124/956	120/914
FUMBLES/BALL LOST	35/21	21/12
TOUCHDOWNS	26	36
Rushing	10	9
Passing	9	23
Returns	7	4

PASSING	Att	Cmp	Yds	Cmp%	Yd/Att	TD	Int	Int%	Lg	Sack/Lost	Rating	
Hutchinson	161	92	903	57.1	5.61	4	2.5	3	1.9	63	23/160	73.6
Krenzel	127	59	718	46.5	5.65	3	2.4	6	4.7	49t	23/158	52.5
Quinn	98	51	413	52.0	4.21	1	1.0	3	3.1	32	15/109	53.7
Grossman	84	47	607	56.0	7.23	1	1.2	3	3.6	40	5/22	67.9
Edinger	1	0	0	0.0	0.00	0	0.0	0	0.0	0	0/0	39.6
BEARS	471	249	2641	52.9	5.61	9	1.9	16	3.4	63	66/449	61.7
OPPONENTS	515	287	3513	55.7	6.82	23	4.5	17	3.3	69	35/173	78.1

Score by Period	1	2	3	4	OT	Tot
BEARS	34	80	36	79	2	231
OPPONENTS	78	117	50	86	0	331

SCORING	TDs: Ru-Pa-R K-PAT				FG	S	Pts
Edinger	0	0	0	0	22/22	15/24	0 105
T. Jones	7	7	0	0			0 42

Berrian	2	0	2	0	0	12
B. Johnson	2	0	2	0	0	12
McKie	2	0	2	0	0	12
McQuarters	2	0	2	0	0	12
Thomas	2	2	0	0	0	12
Azumah	1	0	0	1	0	6
Briggs	1	0	0	1	0	6
M. Brown	1	0	0	1	0	6
Clark	1	0	1	0	0	6
Grossman	1	1	0	0	0	6
Haynes	1	0	1	0	0	6
Lyman	1	0	1	0	0	6
Terrell	1	0	1	0	0	6
Vasher	1	0	0	1	0	6
Krenzel	0	0	0	0	0	2
Ogunleye	0	0	0	0	1	2

BEARS	26	10	9	7	22/22	15/24	3	231
OPPONENTS	36	9	23	4	35/35	26/36	1	331

2-Pt. Conversions: Krenzel, BEARS 1-4,
OPPONENTS: 0-1.

RUSHING	No	Yds	Avg	Lg	TD
T. Jones	240	948	4.0	54	7
Thomas	122	404	3.3	41t	2
Wade	12	76	6.3	14	0
Grossman	11	48	4.4	8	1
Krenzel	18	41	2.3	12	0
Quinn	3	35	11.7	23	0
Berrian	8	28	3.5	25	0
Peterson	6	19	3.2	13	0
Hutchinson	6	14	2.3	11	0
Terrell	3	10	3.3	20	0
McKie	1	1	1.0	1	0
BEARS	430	1624	3.8	54	10
OPPONENTS	496	2050	4.1	40	9

RECEIVING	No	Yds	Avg	Lg	TD
T. Jones	56	427	7.6	45	0
Terrell	42	699	16.6	63	1
Wade	42	481	11.5	40	0
Clark	24	282	11.8	31	1
Thomas	17	132	7.8	30	0
Berrian	15	225	15.0	49t	2
B. Johnson	14	55	3.9	14	2
McKie	13	70	5.4	15t	2
Gage	12	156	13.0	32	0
Lyman	11	73	6.6	13	1
Peterson	2	30	15.0	30	0
Gilmore	1	11	11.0	11	0
BEARS	249	2641	10.6	63	9
OPPONENTS	287	3513	12.2	69	23

PUNTING	No	Yds	Avg	Net	TB	In	Lg	B
Maynard	108	4638	42.9	38.7	5	34	58	0
Edinger	2	53	26.5	18.0	0	1	30	0
BEARS	110	4691	42.6	38.3	5	35	58	0
OPPONENTS	92	3713	40.4	32.0	13	18	57	0

INTS	No	Yds	Avg	Lg	TD
Vasher	5	177	35.4	71t	1
Azumah	4	128	32.0	70t	1
McQuarters	2	85	42.5	45t	1
Green	2	0	0.0	0	0
Haynes	1	45	45.0	45t	1
Urlacher	1	42	42.0	42	0
Briggs	1	38	38.0	38t	1
Gray	1	31	31.0	31	0
BEARS	17	546	32.1	71t	5
OPPONENTS	16	222	13.9	45	1

KO RETURNS	No	Yds	Avg	Lg	TD
Azumah	42	924	22.0	73	0
Berrian	17	385	22.6	41	0
D. Jones	6	112	18.7	23	0
McKie	3	65	21.7	25	0
Peterson	3	57	19.0	22	0
McQuarters	2	46	23.0	37	0
B. Johnson	1	18	18.0	18	0
BEARS	74	1607	21.7	73	0
OPPONENTS	54	1160	21.5	43	0

PUNT RET.	Ret	FC	Yds	Avg	Lg	TD
McQuarters	44	13	435	9.9	75t	1
Berrian	2	2	10	5.0	12	0
Gage	0	0	56	--	56	0
Gray	0	0	9	--	9	0
BEARS	46	15	510	11.1	75t	1
OPPONENTS	57	21	380	6.7	29	0

FGs	1-19	20-29	30-39	40-49	50+
Edinger	0/0	6/7	2/5	4/7	3/5
BEARS	0/0	6/7	2/5	4/7	3/5
OPPONENTS	0/0	11/11	6/8	7/11	2/6
Edinger:	(27B)(45N)(34G,23G,39N,32G)(25G)(46G)(52G,45G,53N,27G)(22G,21G)(39N,29G)(61G)(48N)(53G,52N)(47N,42G)(39N,43G)(1)				
OPPONENTS:	(27G,21G)(25G,45N)(46N,42G,24G)(51G,42G,42G,40G,39N,45N)(41G,26G)(22G,22G)(48G,51G,50N)(58N,33G,52B)(34G,20G)(52N)(38N)(30G,25G)(42N,20G)(31G,39G,34G,40G)(20G)				

DEFENSE (Top 10)	T	S	A	FF	FR	PD	Sa	Int
Briggs	168	112	56	0	0	5	0.5	1
Green	132	84	48	1	4	11	1.5	2
Urlacher	105	57	48	2	0	3	5.5	1
Hillennmeyer	90	50	40	1	1	2	5.0	1
McQuarters	80	59	21	0	1	8	2.0	2
Scott	77	41	36	1	1	2	2.0	0
A. Brown	73	43	30	2	1	4	6.0	0
T. Johnson	72	53	19	0	1	4	0.0	0
Harris	58	33	25	1	0	0	3.5	0
Azumah	56	45	11	3	0	7	1.5	4
SACKS:	A. Brown 6.0, Urlacher 5.5, Ogunleye 5.0, Harris 3.5, Boone, 2.5, Hillennmeyer 2.5, Haynes 2.0, Scott 2.0, Azumah 1.5, Green 1.5, Idonije 1.0, Worrell 1.0, Briggs 0.5, Ta, Johnson 0.5							
BEARS:	35.0	OPPONENTS:	66.0					

USUAL STARTERS

Offense	Defense
WR.....David Terrell	RE.....Alex Brown
LT.....Qasim Mitchell	RT.....Ian Scott
LG.....Ruben Brown	LT.....Tommie Harris
C.....Olin Kreutz	LE.....Adewale Ogunleye
RG.....Steve Edwards	WLB.....Lance Briggs
TE.....John Tait	MLB.....Brian Urlacher
RT.....Desmond Clark	SLB.....Hunter Hillennmeyer
WR.....Bobby Wade	RCB.....Jerry Azumah
QB.....Chad Hutchinson	LCB.....Charles Tillman
RB.....Thomas Jones	SS.....Mike Green
FB.....Bryan Johnson	FS.....Todd Johnson

RANKINGS

Team Stats	Bears	Avg	Rank
Total Yards	3816	238.5	32
Rushing Yards	1624	101.5	25t
Passing Yards	2192	137.0	32
Points Scored	231	14.4	32

	Opp	Avg	Rank
Total Yards	5390	336.9	21
Rushing Yards	2050	128.1	25
Passing Yards	3340	208.8	15
Points Scored	331	20.7	13

2005 CHICAGO BEARS STATISTICS

Record: 11-5, .688

1st Place, NFC North

Head Coach: Lovie Smith

09/11	L	7-9	at Washington	67,554
09/18	W	38-6	DETROIT	64,144
09/25	L	7-24	CINCINNATI	61,500
10/09	L	10-20	at Cleveland	61,099
10/16	W	28-3	MINNESOTA	68,390
10/23	W	10-6	BALTIMORE	65,671
10/30	W	19-13	at Detroit	61,428
11/06	W	20-17	at New Orleans	61,500
11/13	W	17-9	SAN FRANCISCO	61,492
11/20	W	13-3	CAROLINA	61,820
11/27	W	13-10	at Tampa Bay	75,540
12/04	W	19-7	GREEN BAY	61,550
12/11	L	9-21	at Pittsburgh	70,458
12/18	W	16-3	ATLANTA	61,804
12/25	W	24-17	at Green Bay	61,719
01/01	L	10-34	at Minnesota	78,413
01/15	L	21-29	CAROLINA	62,209

	Bears	Opp
TOTAL FIRST DOWNS	233	259
Rushing	99	83
Passing	111	153
Penalty	23	23
3rd Down: Made/Att	62/215	76/238
4th Down Pct.	28.8	31.9
4th Down: Made/Att	7/16	9/20
4th Down Pct.	43.8	30.0
POSSESSION AVG.	28:41	31:19
TOTAL NET YARDS	4101	4508
Avg. Per Game	256.3	281.8
Total Plays	937	1034
Avg. Per Play	4.4	4.4
NET YARDS RUSHING	2099	1637
Avg. Per Game	131.2	102.3
Total Rushes	488	443
NET YARDS PASSING	2002	2872
Avg. Per Game	125.1	179.5
Sacked/Yards Lost	31/199	41/276
Gross Yards	2201	3147
Attempts/Completions	418/219	550/313
Completion Pct.	52.4	56.9
Had Intercepted	15	24
PUNTS/AVERAGE	99/40.5	97/41.1
NET PUNTING AVG.	99/35.0	97/35.1
PENALTIES/YARDS	105/950	118/1016
FUMBLES/BALL LOST	32/13	26/10
TOUCHDOWNS	28	20
Rushing	11	9
Passing	11	10
Returns	6	1

PASSING	Att	Cmp	Yds	Cmp%	Yd/Att	TD	TD%	Int	Int%	Lg	Sack/Lost	Rating
Orton	368	190	1869	51.6	5.08	9	2.4	13	3.5	54	30/190	59.7
Grossman	39	20	259	51.3	6.64	1	2.6	2	5.1	54	1/9	59.7
Blake	9	8	55	88.9	6.11	1	11.1	0	0.0	17	0/0	129.2
Maynard	2	1	18	50.0	9.00	0	0.0	0	0.0	18	0/0	81.3
BEARS	418	219	2201	52.4	5.27	11	2.6	15	3.6	54	31/199	61.5
OPPONENTS	550	313	3147	56.9	5.72	10	1.8	24	4.4	56	41/275	61.2

Score by Period	1	2	3	4	OT	Tot
BEARS	54	82	54	64	6	260
OPPONENTS	35	69	34	64	0	202

SCORING	TDs:Ru-Pa-R	K-PAT	FG	S	Pts
Gould	0	0	0	0	19/20 21/27 0 82
Jones	9	9	0	0	0 54
Muhammad	4	0	4	0	0 24
Clark	2	0	2	0	0 12
M. Edwards	2	0	2	0	0 12
Gage	2	0	2	0	0 12
Peterson	2	2	0	0	0 12
Vasher	2	0	0	2	0 12
Brien	0	0	0	0	7/7 1/4 0 10
Briggs	1	0	0	1	0 6
M. Brown	1	0	0	1	0 6
Gilmore	1	0	1	0	0 6
Tillman	1	0	0	1	0 6
Wade	1	0	0	1	0 6

BEARS 28 11 11 6 26/27 22/31 0 260
OPPONENTS 20 9 10 1 19/20 21/29 0 202

2-Pt. Conversions: BEARS 0-0, OPPONENTS: 0-0.

RUSHING	No	Yds	Avg	Lg	TD
Jones	314	1335	4.3	42	9
Peterson	76	391	5.1	36	2
Benson	67	272	4.1	36	0
Orton	24	44	1.8	15	0
Berrian	2	31	15.5	37	0
McKie	3	22	7.3	13	0
B. Johnson	1	5	5.0	5	0
Blake	1	-1	-1.0	-1	0
BEARS	488	2099	4.3	42	11
OPPONENTS	443	1637	3.7	61t	9

RECEIVING	No	Yds	Avg	Lg	TD
Muhammad	64	750	11.7	33	4
Gage	31	346	11.2	25	2
Jones	26	143	5.5	41	0
Clark	24	229	9.5	31	2
Bradley	18	230	12.8	54	0
Berrian	13	246	18.9	54	0
Wade	10	80	8.0	17	0
M. Edwards	10	66	6.6	13	2
Peterson	7	48	6.9	18	0
B. Johnson	5	15	3.0	7	0
McKie	4	15	3.8	11	0
Reid	3	20	6.7	10	0
Berlin	2	9	4.5	9	0
Benson	1	3	3.0	3	0
Gilmore	1	1	1.0	1t	1
BEARS	219	2201	10.1	54	11
OPPONENTS	313	3147	10.1	56	10

PUNTING	No	Yds	Avg	Net	TB	IN	Lg	B
Maynard	96	3937	41.0	35.3	11	24	63	1
Gould	1	28	28.0	9.0	0	0	28	0
BEARS	98	3965	40.5	35.0	11	24	63	1
OPPONENTS	97	3982	41.1	35.1	8	27	59	0

INTS	No	Yds	Avg	Lg	TD
Vasher	8	145	18.1	46	1
Tillman	5	172	34.4	95	0
M. Brown	3	116	38.7	72	1
C. Harris	3	44	14.7	44	0
Briggs	2	30	15.0	20	1
Green	1	14	14.0	14	0
Scott	1	3	3.0	3	0
Hillenmeyer	1	0	0.0	0	0

BEARS 24 524 21.8 95 4
OPPONENTS 15 66 4.4 25 0

KO RETURNS	No	Yds	Avg	Lg	TD
Azumah	32	705	22.0	40	0
Davis	11	251	22.8	34	0
Bradley	4	70	17.5	23	0
McKie	3	29	9.7	17	0
Peterson	2	32	16.0	19	0
Gilmore	1	5	5.0	5	0
Idonije	1	0	0.0	0	0
Vasher	1	0	0.0	0	0
BEARS	55	1092	19.9	40	0
OPPONENTS	63	1255	19.9	45	0

PUNT RET.	Ret	FC	Yds	Avg	Lg	TD
Wade	33	9	317	9.6	73t	1
Berrian	8	3	69	8.6	24	0
Davis	5	1	31	6.2	21	0
BEARS	46	13	417	9.1	73t	1
OPPONENTS	39	13	312	8.0	85t	1

Fbs	1-19	20-29	30-39	40-49	50+
Gould	0/0	9/9	9/10	3/8	0/0
Brien	0/0	0/0	0/2	1/2	0/0
BEARS	0/0	9/9	9/12	4/10	0/0
OPPONENTS	2/2	7/8	7/10	4/6	1/3
Gould:	(X)(0)	(446,48N)(X236,47N)(386,206)			
	(356,47N,28G)(39N,37G)(336,39G)(256,36G)				
	(216,40G,256,356,43N)(29G)(356,296,396,44N)				
	(45G)(22G)				
Brien:	(486,48N,36N)(39N)(0)(0)(0)(0)(0)(0)(0)(0)				
Opponents:	(40G,436,19G)(X)(33G)(196,44G)				
	(52N,236,32B)(40G,29G)(46N,32G,30G)(22G)				
	(30G,52N,34G,29G)(46N,38G)(27G,29N)(X)(30G)				
	(38N,39N,26G)(54G,27G)				

DEFENSE	(Top 10)	T	S	A	FF	FR	PD	Sa	Int
Urlacher	171	101	70	1	0	7	6	0	0
Briggs	170	86	84	3	2	13	2	0	2
Tillman	104	84	20	4	0	18	10	5	5
M. Brown	89	67	22	1	0	6	10	3	0
Ogunleye	77	48	29	3	1	4	10	0	0
A. Brown	75	48	27	3	0	8	6	0	0
Hillenmeyer	71	38	33	0	0	2	10	1	0
C. Harris	70	43	27	0	1	8	10	3	0
T. Harris	59	38	21	2	2	2	0	3	0
Vasher	57	43	14	1	0	18	0	0	8
SACKS:	Ogunleye 10.0, A. Brown 6.0, Urlacher 6.0, Ta. Johnson 5.0, T. Harris 3.0, Briggs 2.0, Boone 1.5, Haynes 1.5, Azumah 1.0, M. Brown 1.0, C. Harris 1.0, Hillenmeyer 1.0, Idonije 1.0, Tillman 1.0								
BEARS:	41.0	OPPONENTS:	31.0						

USUAL STARTERS

Offense	Defense
WR.....Muhsin Muhammad	RE.....Alex Brown
LT.....John Tait	RT.....Ian Scott
LG.....Ruben Brown	LT.....Tommie Harris
C.....Olin Kreutz	LE.....Adewale Ogunleye
RG.....Terrence Metcalfe	WLB.....Lance Briggs
RT.....Fred Miller	MLB.....Brian Urlacher
TE.....Desmond Clark	SLB.....Hunter Hillenmeyer
WR.....Justin Gage	RCB.....Nathan Vasher
QB.....Kyle Orton	LCB.....Charles Tillman
RB.....Thomas Jones	SS.....Mike Brown
FB.....Bryan Johnson	FS.....Chris Harris

RANKINGS

Team Stats	Bears	Avg	Rank
Total Yards	4101	256.3	29
Rushing Yards	2099	131.2	8
Passing Yards	2002	125.1	31
Points Scored	260	16.3	26t
	Opp	Avg	Rank
Total Yards	4509	281.8	2
Rushing Yards	1637	102.3	11
Passing Yards	2872	179.5	5
Points Scored	202	12.6	1



CHICAGO BEARS ALL-TIME RESULTS

2006 CHICAGO BEARS STATISTICS

Record: 13-3, .812

1st Place, NFC North

Head Coach: Lovie Smith

09/10 W 26-0	at Green Bay	70,918
09/17 W 34-7	DETROIT	62,181
09/24 W 19-16	at Minnesota	63,754
10/01 W 37-6	SEATTLE	62,225
10/08 W 40-7	BUFFALO	62,206
10/16 W 24-23	at Arizona	63,977
10/29 W 41-10	SAN FRANCISCO	62,200
11/05 L 13-31	MIAMI	62,206
11/12 W 38-20	at NY Giants	78,641
11/19 W 10-0	at NY Jets	77,632
11/26 L 13-17	at New England	68,756
12/03 W 23-13	MINNESOTA	62,221
12/11 W 42-27	at St. Louis	66,234
12/17 W 34-31	at TAMPA BAY	62,260
12/24 W 26-21	at Detroit	60,665
12/31 L 7-26	GREEN BAY	62,287

PLAYOFFS

01/14 W 27-24	at SEATTLE	62,184
01/21 W 39-14	NEW ORLEANS	61,817
02/04* L 17-29	Indianapolis	74,512

*Super Bowl XLII at Dolphin Stadium in Miami

Score by Period	1	2	3	4	OT	Tot
BEARS	73	140	101	110	3	427
OPPONENTS	47	71	48	89	0	255

SCORING	TDs:Ru-Pa-R	K-PAT	FG	S	Pts
Gould	0	0	0	0	143
Benson	6	6	0	0	36
Berrian	6	0	6	0	36
Clark	6	0	6	0	36
Hester	6	0	6	0	36
Jones	6	6	0	0	36
Muhammad	5	0	5	0	30
Bradley	3	0	3	0	18
Davis	2	0	2	0	12
Gilmore	2	0	2	0	12
Peterson	2	0	2	0	12
M. Brown	1	0	1	0	6
R. Manning	1	0	1	0	6
Tillman	1	0	1	0	6
Ta. Johnson	0	0	0	1	2
BEARS	47	14	24	9	471/4732/36
OPPONENTS	29	7	18	4	27/2818/27

2-Pt. Conversions: BEARS 0-0, OPPONENTS:

0-1.

RUSHING	No	Yds	Avg	Lg	TD
Jones	296	1210	4.1	30t	6
Benson	157	647	4.1	30	6
Peterson	10	41	4.1	11	2
McKie	8	18	2.3	7	0
Berrian	2	5	2.5	5	0
Grossman	24	2	0.1	22	0
Griese	6	-5	-0.8	0	0
BEARS	503	1918	3.8	30t	14
OPPONENTS	402	1590	4.0	53	7

RECEIVING	No	Yds	Avg	Lg	TD
Muhammad	60	863	14.4	40	5
Berrian	51	775	15.2	62	6
Clark	45	626	13.9	33	6
Jones	36	154	4.3	21	0
McKie	25	162	6.5	26	0
Davis	22	303	13.8	31	2
Bradley	14	282	20.1	75t	3
Benson	8	54	6.8	22	0
Peterson	6	88	14.7	37	0
Gilmore	6	38	6.3	18	2
Gage	4	68	17.0	34	0
Reid	4	37	9.3	19	0
Grossman	1	-4	-4.0	-4	0
BEARS	282	3446	12.2	75t	24
OPPONENTS	328	3388	10.3	64t	18

PUNTING	No	Yds	Avg	Net	TB	In	Lg	B
Maynard	77	3404	44.2	37.6	7	24	65	0
BEARS	77	3404	44.2	37.6	7	24	65	0
OPPONENTS	1004	3638	43.7	35.2	12	23	67	0

INTS	No	Yds	Avg	Lg	TD
R. Manning	5	113	22.6	54t	1
Tillman	5	32	6.4	13	0
Urlacher	3	38	12.7	36	0
Vasher	3	11	3.7	7	0
D. Manning	2	26	13.0	15	0
A. Brown	2	22	11.0	18	0
C. Harris	2	19	9.5	16	0
Briggs	2	18	9.0	18	0
BEARS	24	524	21.8	54t	1
Opponents	15	66	4.4	55t	4

KO RETURNS	No	Yds	Avg	Lg	TD
Davis	32	753	23.5	42	0
Hester	20	528	26.4	96t	2
Peterson	3	49	16.3	25	0
D. Manning	1	20	20.0	20	0
McClover	1	9	9.0	9	0
McKie	1	11	11.0	11	0
Muhammad	1	3	3.0	3	0
BEARS	59	1373	23.3	96t	2
OPPONENTS	83	1730	20.8	35	0

PUNT RET.	Ret	FC	Yds	Avg	Lg	TD
Hester	47	12	600	12.8	84t	3
Berrian	2	0	7	3.5	7	0
Wesley	1	0	0	0.0	0	0
BEARS	50	12	607	12.1	84t	3
OPPONENTS	38	14	367	9.7	48	0

FGs	1-19	20-29	30-39	40-49	50+
Gould	0/0	6/6	14/16	12/14	0/0
BEARS	0/0	6/6	14/16	12/14	0/0
OPPONENTS	0/0	9/9	2/5	6/9	1/4
Gould:(40G,39G,28G,30G)(32G,45G)					
(41G,24G,31G,49G)(36G,20G,41G)					
(42G,43G,32G,41G)(23G)(43G,36G)(38G,38G)					
(49G)(20G)(45G,46G,32G)(1)(37N,49N)					
(38G,37N,25G)(36G,36G,39G,44G)(1)					
Opponents:(53N)(40N)(31G,26G,41G)(23G,24G)					
(1)(52N,41G,28G,29G,40N)(23G)(37B,20G)					
(33N,46G,40G,52N)(1)(52G)(23G,30G)(48N)(45G)					
(1)(32N,25G,46G)					

DEFENSE	(Top 10)	T	S	A	FF	FR	PD	Sa	Int
Urlacher	185	93	92	1	1	8	0.0	3	
Briggs	176	117	59	4	1	9	1.0	2	
Tillman	88	67	21	1	1	11	0.0	5	
D. Manning	80	46	34	4	1	5	0.0	2	
A. Brown	71	44	27	3	2	2	7.0	2	
Hillenmeyer	68	32	36	0	1	3	0.0	0	
Ogunleye	58	34	24	1	3	1	6.5	0	
R. Manning	55	41	14	1	0	5	2.0	5	
C. Harris	54	42	12	0	0	2	0.0	2	
Anderson	48	35	13	4	1	2	12.0	0	
SACKS:	Anderson 12.0, A. Brown 7.0, Ogunleye 6.5, T. Harris 5.0, Ta. Johnson 3.5, Boone 2.0, R. Manning 2.0, Briggs 1.0, Worrell 1.0								
BEARS:	40.0, OPPONENTS: 25.0								

PASSING	Att	Cmp	Yds	Cmp%	Yd/Att	TD	TD%	Int	Int%	Lg	Sack/Lost	Rating
Grossman	480	262	3193	54.6	6.65	23	4.8	20	4.2	62	21/142	73.9
Griese	32	18	220	56.3	6.88	1	3.1	2	6.3	75t	3/22	62.0
Jones	1	1	-4	100.0	-4.00	0	0.0	0	0.0	-4	1/1	79.2
Maynard	1	1	37	100.0	37.00	0	0.0	0	0.0	37	0/0	118.8
BEARS	514	282	3446	54.9	6.70	24	4.7	22	4.3	75t	25/165	73.5
OPPONENTS	581	328	3388	56.5	5.83	18	3.1	24	4.1	64t	40/272	66.5

USUAL STARTERS											
Offense						Defense					
WR.....	Muhsin Muhammad	RE.....	Alex Brown	Team Stats		Team Stats		BEARS			
LT.....	John Tait	RT.....	Tank Johnson	Total Yards.....	5199	324.9	Rank			
LG.....	Ruben Brown	LT.....	Tommie Harris	Rushing Yards.....	1918	Rank			
C.....	Olin Kreutz	LE.....	Adewale Ogundunleye	Passing Yards.....	3281	205.1	Rank			
RG.....	Roberto Garza	WLB.....	Lance Briggs	Points Scored.....	427	26.7	Rank			
TE.....	Fred Miller	MLB.....	Brian Urlacher								
RT.....	Desmond Clark	SLB.....	Hunter Hillenmeyer	Opp	4706	294.1	Rank			
WR.....	Bernard Berrian	RCB.....	Nathan Vasher	Rushing Yards.....	1590	99.4	Rank			
QB.....	Rex Grossman	LCB.....	Charles Tillman	Passing Yards.....	3116	194.8	Rank			
RB.....	Thomas Jones	SS.....	Mike Brown	Points Scored.....	255	15.9	Rank			
FB.....	Jason McKie	FS.....	Danial Manning								

2007 CHICAGO BEARS STATISTICS

Record: 7-9, .438

4th Place, NFC North

Head Coach: Lovie Smith

09/09	L	3-14	at San Diego	67,837
09/16	W	20-10	KANSAS CITY	62,095
09/23	L	10-34	DALLAS	62,099
09/30	L	27-37	at Detroit	60,811
10/07	W	27-20	at Green Bay	70,904
10/14	L	31-34	MINNESOTA	62,174
10/21	W	19-16	at Philadelphia	67,806
10/28	L	7-16	DETROIT	62,171
11/11	W	17-6	at Oakland	62,715
11/18	L	23-30	at Seattle	68,249
11/25	W	37-34	at DENVER	62,148
12/02	L	16-21	NY GIANTS	62,244
12/06	L	16-24	at Washington	82,213
12/17	L	13-20	at Minnesota	63,800
12/23	W	35-7	GREEN BAY	62,272
12/30	W	33-25	NEW ORLEANS	62,064

	Bears	Opp
TOTAL FIRST DOWNS	266	305
Rushing	74	100
Passing	168	185
Penalty	24	20
3rd Down: Made/Att	81/238	73/223
3rd Down Pct.	34.0	32.7
4th Down: Made/Att	7/16	8/13
4th Down Pct.	43.8	61.5
POSSESSION AVG.	28:22	31:38
TOTAL NET YARDS	4692	5675
Avg. Per Game	293.3	354.7
Total Plays	1035	1036
Avg. Per Play	4.5	5.5
NET YARDS RUSHING	1330	1967
Avg. Per Game	83.1	122.9
Total Rushes	423	454
NET YARDS PASSING	3362	3708
Avg. Per Game	210.1	231.8
Sacked/Yards Lost	43/339	41/245
Gross Yards	3701	3953
Attempts/Completions	569/327	541/343
Completion Pct.	57.5	63.4
Had Intercepted	21	16
PUNTS/AVERAGE	94/41.9	94/40.5
NET PUNTING AVG.	37.2	32.3
PENALTIES/YARDS	111/839	92/670
FUMBLES/BALL LOST	34/13	34/17
TOUCHDOWNS	34	39
Rushing	8	17
Passing	18	19
Returns	8	3

PASSING	Att	Cmp	Yds	Cmp%	Yd/Att	TD	TD%	Int	Int%	Lg	Sack/Lost	Rating
Griesse	262	161	1803	61.5	6.88	10	3.8	12	4.6	81t	15/114	75.6
Grossman	225	122	1411	54.2	6.27	4	1.8	7	3.1	59t	25/198	66.4
Orton	80	43	478	53.8	5.98	3	3.8	2	2.5	55t	2/12	73.9
Gould	1	0	0	0.0	0.0	0	0.0	0	0.0	0	0/0	39.6
Peterson	1	1	9	100.0	9.00	1	100.0	0	0.0	9t	0/0	143.8
Hester	0	0	0	0.0	0.0	0	0.0	0	0.0	0	1/15	-2
BEARS	569	327	3701	57.5	6.50	18	3.2	21	3.7	81t	43/339	72.2
OPPONENTS	541	343	3953	63.4	7.31	19	3.5	16	3.0	71	41/245	84.7

Score by Period	1	2	3	4	OT	Tot
BEARS	46	97	85	103	3	334
OPPONENTS	33	110	68	137	0	348

SCORING	TDs:	Pu-	Ra-	R	K-PAT	FG	S	Pts
Gould	0	0	0	0	33/33	31/36	0	126
Hester	8	0	2	6				0 48
Berrian	5	0	5	0				0 30
Benson	4	4	0	0				0 24
Clark	4	0	0	0				0 24
Muhammad	3	0	3	0				0 18
Peterson	3	3	0	0				0 18
Olsen	2	0	2	0				0 14
Bradley	1	0	1	0				0 6
Graham	1	0	0	1				0 6
McKie	1	1	0	0				0 6
St. Clair	1	0	1	0				0 6
Urlacher	1	0	0	1				0 6
BEARS	34	8	18	8	33/33	31/36	1	334
OPPONENTS	39	17	19	3	35/37	25/33	0	348
2-Pt. Conversions: Olsen, BEARS 1-1, OPPONENTS: 2-2.								

RUSHING	No	Yds	Avg	Lg	TD
Benson	196	674	3.4	43t	4
Peterson	151	510	3.4	21	3
Wolfe	31	85	2.7	25	0
Griesse	13	28	2.2	9	0
Grossman	14	27	1.9	12	0
McKie	6	17	2.8	6	1
Orton	5	-1	-0.2	1	0
Hester	7	-10	-1.4	5	0
BEARS	423	1330	3.1	43t	8
OPPONENTS	454	1967	4.3	73t	17

RECEIVING	No	Yds	Avg	Lg	TD
Berrian	71	951	13.4	59t	5
Peterson	51	420	8.2	30	0
Clark	44	545	12.4	52	4
Muhammad	40	570	14.3	44	3
Olsen	39	391	10.0	31	2
Hester	20	299	15.0	81t	2
Davis	17	165	9.7	36	0
Benson	17	123	7.2	19	0
Wolfe	9	117	13.0	33	0
McKie	9	33	3.7	10	0
Bradley	6	71	11.8	19t	1
Gilmore	3	14	4.7	7	0
St. Clair	1	2	2.0	2t	1
BEARS	327	3701	11.3	81t	18
OPPONENTS	343	3953	11.5	71	19

PUNTING	No	Yds	Avg	Net	TB	In	Lg	B
Maynard	88	3682	41.8	37.4	9	27	56	0
Johnson	4	199	49.8	39.3	1	1	60	0
Gould	2	53	26.5	26.5	0	1	28	0
BEARS	94	3934	41.9	37.2	10	29	60	0
OPPONENTS	94	3808	40.5	32.3	6	23	64	3

INTS	No	Yds	Avg	Lg	TD
Urlacher	5	101	20.2	85t	1
Tillman	3	24	8.0	20	0
D. Manning	2	33	16.5	33	0
McGowan	2	5	2.5	5	0
Vasher	1	34	34.0	34	0
M. Brown	1	27	27.0	27	0
A. Brown	1	7	7.0	7	0
Archuleta	1	4	4.0	4	0
BEARS	16	235	14.7	85t	1
OPPONENTS	21	285	13.6	64t	2

KO RETURNS	No	Yds	Avg	Lg	TD
Hester	43	934	21.7	97t	2
Davis	12	168	14.0	34	0
Gilmore	3	25	8.3	15	0
D. Manning	3	61	20.3	21	0
Peterson	3	17	5.7	14	0
Idonije	2	2	1.0	2	0
Wolfe	1	27	27.0	27	0
BEARS	67	1234	18.4	97t	2
OPPONENTS	71	1370	19.3	65	1

PUNT RET.	Ret	FC	Yds	Avg	Lg	TD
Hester	42	6	651	15.5	89t	4
Idonije	1	0	0	0.0	0	0
McGowan	1	0	0	0.0	0	0
BEARS	44	6	651	14.8	89t	4
OPPONENTS	40	19	236	5.9	25	0

FGs	1-19	20-29	30-39	40-49	50+
Gould	0/0	7/7	12/13	12/14	0/2
BEARS	0/0	7/7	12/13	12/14	0/2
OPPONENTS	0/0	7/9	6/9	9/12	3/3
Gould: (276)(476,386)(206)(528,496,416)(446,366)(326)(39N,316,226,416,456)(40N)(326,53N)(316,476,486)(246,446,396)(356,466,416)(488,306,226,216)(296,476)(316,356)(396)					
Opponents: (338)(456,488)(306,238,446)(496,398)(376,376)(486,556)(246,336,376)(266,526,29N,206)(376,526)(44N,406,236,466)(236,226)(47N,37N,236)(426,486)(476,486)					

DEFENSE	(Top 10)	T	S	A	FF	FR	PD	Sa	Int
Urlacher	158	98	60	0	2	5	5.0	5	
Briggs	140	80	60	2	1	1	0.0	0	
Hillennmeyer	101	60	41	1	1	2	0.0	0	
D. Manning	98	70	28	0	2	2	2.0	2	
Tillman	83	64	19	4	0	5	3.0	3	
McGowan	80	52	28	1	1	1	2.0	2	
Ogunleye	70	38	32	6	3	3	0.0	0	
Archuleta	64	45	19	0	1	1	1.0	1	
A. Brown	58	20	38	2	2	2	1.0	1	
R. Manning	51	36	15	0	2	1	0.0	0	
SACKS: Ogunleye 9.0, Harris 8.0, Anderson 5.0, Urlacher 5.0, A. Brown 4.5, Archuleta 2.0, Briggs 2.0, R. Manning 1.0, Vasher 1.0, Walker 1.0, Williams 1.0, (group) 1.0, Adams 0.5									
BEARS:	41.0	OPPONENTS:	43.0						

USUAL STARTERS

Offense	Defense
WR.....Muhsin Muhammad	RE.....Mark Anderson
LT.....John Tait	RT.....Anthony Adams
LG.....Ruben Brown	LT.....Tommie Harris
C.....Olin Kreutz	LE.....Adewale Ogundeye
RG.....Roberto Garza	WLB.....Lance Briggs
RT.....Fred Miller	MLB.....Brian Urlacher
TE.....Desmond Clark	SLB.....Hunter Hillenmeyer
WR.....Bernard Berrian	RCB.....Trumaine McBride
QB.....Rex Grossman	LCB.....Charles Tillman
RB.....Cedric Benson	SS.....Adam Archuleta
FB.....Jason McKie	FS.....Daniele Manning

RANKINGS

Team Stats	Bears	Avg	Rank
Total Yards.....	4692	293.3	27
Rushing Yards.....	1330	83.1	30
Passing Yards.....	3362	210.1	15
Points Scored.....	334	20.9	18t

	Opp	Avg	Rank
Total Yards.....	5675	354.7	28
Rushing Yards.....	1967	122.9	24
Passing Yards.....	3708	231.8	27
Points Scored.....	348	21.7	16



2008 CHICAGO BEARS STATISTICS

Record: 9-7, .563**2nd Place, NFC North****Head Coach: Lovie Smith**

09/07 W	29-13	at Indianapolis	66,822
09/14 L	17-20	at Carolina	73,828
09/21 L	24-27	ot TAMPA BAY	62,051
09/28 W	24-20	PHILADELPHIA	62,099
10/05 W	34-7	at Detroit	59,790
10/12 L	20-22	at Atlanta	64,096
10/19 W	48-41	MINNESOTA	62,235
11/02 W	27-23	DETROIT	62,188
11/09 L	14-21	TENNESSEE	62,124
11/16 L	3-37	at Green Bay	71,040
11/23 W	27-3	at St. Louis	61,994
11/30 L	14-34	at Minnesota	63,722
12/07 W	23-10	JACKSONVILLE	61,736
12/11 W	27-24	ot NEW ORLEANS	61,692
12/22 W	20-17	ot GREEN BAY	62,151
12/28 L	24-31	at Houston	70,838

	Bears	Opp
TOTAL FIRST DOWNS	264	314
Rushing	98	93
Passing	153	208
Penalty	13	13
3rd Down: Made/Att	78/219	81/232
3rd Down Pct.	35.6	34.9
4th Down: Made/Att	6/14	10/21
4th Down Pct.	42.9	47.6
POSSESSION AVG.	28:07	31:53
TOTAL NET YARDS	4734	5355
Avg. Per Game	295.9	334.7
Total Plays	991	1087
Avg. Per Play	4.8	4.9
NET YARDS RUSHING	1673	1496
Avg. Per Game	104.6	93.5
Total Rushes	434	437
NET YARDS PASSING	3061	3859
Avg. Per Game	191.3	241.2
Sacked/Yards Lost	29/168	28/217
Gross Yards	3229	4076
Attempts/Completions	528/304	622/383
Completion Pct.	57.6	61.6
Had Intercepted	14	22
PUNTS/AVERAGE	96/41.2	83/42.5
NET PUNTING AVG.	96/38.1	83/37.4
PENALTIES/YARDS	78/610	100/827
FUMBLES/BALL LOST	19/13	17/10
TOUCHDOWNS	42	39
Rushing	15	16
Passing	20	21
Returns	7	2

PASSING	Att	Cmp	Yds	Cmp%	Yd/Att	TD	TD%	Int	Int%	Lg	Sack/Lost	Rating
Orton	465	272	2972	58.5	6.39	18	3.9	12	2.6	65t	27/160	79.6
Grossman	62	32	257	51.6	4.15	2	3.2	2	3.2	29	2/8	59.7
Maynard	1	0	0	0.0	0.0	0	0.0	0	0.0	0	0/0	39.6
BEARS	528	304	3229	57.6	6.12	20	3.8	14	2.7	65t	29/168	77.1
OPPONENTS	622	383	4076	61.6	6.55	21	3.4	22	3.5	99t	28/217	77.2

Score by Period	1	2	3	4	OT	Tot
BEARS	109	101	88	71	6	375
OPPONENTS	47	128	72	100	3	350

SCORING	TDs: Ru-Pa-R	K-PAT	FG	S	Pts		
Gould	0	0	0	41/41	26/29	0 119	
Forté	12	8	4	0	0	72	
Olsen	5	0	5	0	0	30	
Lloyd	3	0	2	1	0	20	
R. Davis	3	0	2	1	0	18	
Hester	3	0	3	0	0	18	
McKie	3	2	1	0	0	18	
Orton	3	3	0	0	0	18	
Booker	2	0	2	0	0	12	
Grossman	2	2	0	0	0	12	
Bowman	1	0	0	1	0	6	
Briggs	1	0	0	1	0	6	
Clark	1	0	1	0	0	6	
Manning	1	0	0	1	0	6	
Tillman	1	0	0	1	0	6	
Wolfe	1	0	0	1	0	6	
Ogunleye	0	0	0	0	1	2	
BEARS	42	15	20	7	41/41	26/29	1 375
OPPONENTS	39	16	21	2	38/39	26/33	0 350

2-Pt. Conversions: Lloyd, BEARS 1/1,

OPPONENTS: 0/0.

RUSHING	No	Yds	Avg	Lg	TD
Forté	316	1238	3.9	50t	8
Jones	34	109	3.2	16	0
Peterson	20	100	5.0	16	0
Wolfe	15	69	4.6	38	0
Hester	6	61	10.2	20	0
Orton	24	49	2.0	12	3
McKie	11	26	2.4	6	2
Davis	3	14	4.7	17	0
Grossman	3	4	1.3	2	2
Booker	1	3	3.0	3	0
Davis	1	0	0.0	0	0
BEARS	434	1673	3.9	50t	15
OPPONENTS	437	1496	3.4	59	16

RECEIVING	No	Yds	Avg	Lg	TD
Forté	63	477	7.6	19	4
Olsen	54	574	10.6	52	5
Hester	51	665	13.0	65t	3
Clark	41	367	9.0	35	1
Davis	35	445	12.7	36	2
Lloyd	26	364	14.0	32	2
Booker	14	211	15.1	51t	2
McKie	11	64	5.8	12	1
Peterson	6	45	7.5	19	0
Jones	2	5	2.5	3	0
Davis	1	12	12.0	12	0
BEARS	304	3229	10.6	65t	20
OPPONENTS	383	4076	10.6	99t	21

PUNTING	No	Yds	Avg	Net	TB	In	Lg	B
Maynard	96	3957	41.2	38.1	5	40	67	0
BEARS	96	3957	41.2	38.1	5	40	67	0
OPP.	83	3525	42.5	37.4	8	22	65	2

INTS	No	Yds	Avg	Lg	TD
Payne	4	147	36.8	50	0
Tillman	3	52	17.3	26t	1
Briggs	3	12	4.0	9	0
Urlacher	2	11	5.5	11	0
M. Brown	2	0	0.0	0	0
Steltz	1	44	44.0	44	0
Manning	1	42	42.0	42	0
Graham	1	6	6.0	6	0
Bowman	1	0	0.0	0	0
McBride	1	0	0.0	0	0
Ogunleye	1	0	0.0	0	0
Vasher	1	0	0.0	0	0
A. Brown	1	-2	-2.0	-2	0
BEARS	22	312	14.2	50	1
OPPONENTS	14	219	15.6	45t	1

KO RETURNS	No	Yds	Avg	Lg	TD
Manning	36	1070	29.7	83t	1
Hester	31	679	21.9	51	0
Wolfe	5	98	19.6	33	0
McKie	2	38	19.0	20	0
Davis	1	13	13.0	13	0
Davis	1	10	10.0	10	0
Peterson	1	11	11.0	11	0
BEARS	77	1919	24.9	83t	1
OPPONENTS	68	1656	24.4	85	0

PUNT RET.	Ret	FC	Yds	Avg	Lg	TD
Hester	32	14	198	6.2	25	0
Vasher	6	1	46	7.7	18	0
Bennett	1	0	17	17.0	17	0
BEARS	39	15	261	6.7	25	0
OPPONENTS	36	27	203	5.6	31	0

FGs	1-19	20-29	30-39	40-49	50+
Gould	0/0	6/6	12/12	8/11	0/0
BEARS	0/0	6/6	12/12	8/11	0/0
OPPONENTS	0/0	8/8	8/10	8/12	2/3
Gould: (41G,25G)(26G)(40G,43G,28G,49N)(41G)(37G,45G)(36G,32G)(26G,42G,48G)(36G,41G)(48B)(35G)(43G,38G)(1)(22G,36G,35G)(28G,35G)(31G,38G)(37G)					
Opponents: (39G,34G)(37G,45G)(35G,21G)(50N,47N,24G,31G)(1)(29G,48G,32G,41G,33N,48G)(42G,23G)(52G)(49N)(53G,33G,45G)(40N,43G)(23G,27G)(42G)(30G)(46N,28G,38B)(22G)					

DEFENSE (Top 10)	T	S	A	FF	FR	PD	Sa	Int
Briggs	136	83	53	1	2	7	0.5	3
Payne	129	73	56	0	0	5	1.0	4
Urlacher	107	69	38	0	1	6	0.0	2
M. Brown	101	63	38	0	0	4	1.0	2
Graham	93	73	20	1	1	6	0.0	1
Tillman	91	79	12	4	0	16	0.0	3
Ogunleye	58	34	24	0	0	4	5.0	1
Roach	40	25	15	0	0	1	0.0	0
Dvoracek	40	16	24	0	0	1	0.0	0
A. Brown	39	19	20	1	1	1	6.0	1
SACKS: A. Brown 6.0, Harris 5.0, Ogunleye 5.0, Idonije 3.5, Harrison 2.0, Anderson 1.0, M. Brown 1.0, Hillenmeyer 1.0, Manning 1.0, Payne 1.0, TEAM 1.0, Briggs 0.5								
BEARS: 28.0, OPPONENTS: 29.0								

USUAL STARTERS

Offense	Defense
WR.....Rashied Davis	RE.....Alex Brown
LT.....John St. Clair	NT.....Dusty Dvoracek
LG.....Josh Beekman	DT.....Tommie Harris
C.....Olin Kreutz	LE.....Adewale Ogunleye
RG.....Roberto Garza	WLB.....Lance Briggs
TE.....John Tait	MLB.....Brian Urlacher
RT.....Desmond Clark	SLB.....Nick Roach
WR.....Brandon Lloyd	RCB.....Corey Graham
QB.....Kyle Orton	LCB.....Charles Tillman
RB.....Matt Forte	SS.....Kevin Payne
FB.....Jason McKie	FS.....Mike Brown

RANKINGS

Team Stats	Bears	Avg	Rank
Total Yards	4734	295.9	26
Rushing Yards	1673	104.6	24
Passing Yards	3061	191.3	21
Points Scored	375	23.4	14t

	Opp	Avg	Rank
Total Yards	5355	334.7	21
Rushing Yards	1496	93.5	5
Passing Yards	3859	241.2	30
Points Scored	350	21.9	16t

2009 CHICAGO BEARS STATISTICS

Record: 7-9, .438**3rd Place, NFC North****Head Coach: Lovie Smith**

09/13	L	15-21	at Green Bay	70,920
09/20	W	17-14	PITTSBURGH	62,231
09/27	W	25-19	at Seattle	67,938
10/04	W	48-24	DETROIT	62,192
10/18	L	14-21	at Atlanta	68,082
10/25	L	10-45	at Cincinnati	64,900
11/01	W	30-6	CLEVELAND	62,262
11/08	L	21-41	ARIZONA	62,309
11/12	L	6-10	at San Francisco	69,732
11/22	L	20-24	PHILADELPHIA	62,421
11/29	L	10-36	at Minnesota	63,854
12/06	W	17-9	ST. LOUIS	61,892
12/13	L	14-21	GREEN BAY	62,214
12/20	L	7-31	at Baltimore	71,011
12/28	W	36-30	at MINNESOTA	62,479
01/03	W	37-23	at Detroit	56,677

	Bears	Opp
TOTAL FIRST DOWNS	262	312
Rushing	71	105
Passing	170	186
Penalty	21	21
3rd Down: Made/Att	81/217	93/226
3rd Down Pct.	37.3	41.2
4th Down: Made/Att	7/18	6/13
4th Down Pct.	38.9	46.2
POSSESSION AVG.	28:27	31:33
TOTAL NET YARDS	4965	5404
Avg. Per Game	310.3	337.8
Total Plays	971	1033
Avg. Per Play	5.1	5.2
NET YARDS RUSHING	1492	2022
Avg. Per Game	93.3	126.4
Total Rushes	373	467
NET YARDS PASSING	3473	3382
Avg. Per Game	217.1	211.4
Sacked/Yards Lost	35/204	35/272
Gross Yards	3677	3654
Attempts/Completions	563/340	531/341
Completion Pct.	60.4	64.2
Had Intercepted	27	13
PUNTS/AVERAGE	77/41.4	71/42.6
NET PUNTING YARD.	77/37.4	71/36.3
PENALTIES/YARDS	100/836	88/744
FUMBLES/BALL LOST	26/7	27/15
TOUCHDOWNS	36	43
Rushing	6	14
Passing	27	29
Returns	3	0

PASSING	Att	Cmp	Yds	Cmp%	Yd/Att	TD	TD%	Int	Int%	Lg	Sack/Lost	Rating
Cutler	555	336	3666	60.5	6.61	27	4.9	26	4.7	71	35/204	78.8
Hanie	7	3	11	42.9	1.57	0	0.0	1	14.3	5	0/0	10.7
Maynard	1	1	0	100.0	0.00	0	0.0	0	0.0	0	0/0	79.2
BEARS	563	340	3677	60.4	6.53	27	4.8	27	4.8	71	35/204	75.6
OPPONENTS	531	341	3654	64.2	6.88	29	5.5	13	2.4	50t	35/272	92.3

Score by Period	1	2	3	4	OT	Tot
BEARS	36	106	85	94	6	327
OPPONENTS	96	112	69	98	0	375

SCORING	TDs	Ru-Pa-R	K-PAT	FG	S	Pts	
Gould	0	0	0	33/33	24/28	105	
Olsen	8	0	8	0	0	48	
Knox	6	0	5	1	0	36	
Forté	4	4	0	0	0	26	
Aromashodu	4	0	4	0	0	24	
Bennett	3	0	2	1	0	20	
K. Davis	3	0	3	0	0	18	
Hester	3	0	3	0	0	18	
Clark	2	0	2	0	0	12	
Cutler	1	1	0	0	0	6	
Tillman	1	0	0	1	0	6	
Wolfe	1	1	0	0	0	6	
Manning	0	0	0	0	1	2	
BEARS	36	6	27	33/33/24/28	1	327	
OPPONENTS	43	14	29	0	38/40/25/33	0	375
2-Pt. Conversions: Bennett, Forté, BEARS 2/20							
OPPONENTS: 2/3.							

2-Pt. Conversions: Bennett, Forté, BEARS 2/2, OPPONENTS: 2/3.

RUSHING	No	Yds	Avg	Lg	TD
Forté	258	929	3.6	61	4
Bell	40	220	5.5	72	0
Cutler	40	173	4.3	30	1
Wolfe	22	120	5.5	36	1
Peterson	7	51	7.3	15	0
Hester	6	-1	-2.2	7	0
BEARS	373	1492	4.0	72	6
OPPONENTS	467	2022	4.3	62t	14

RECEIVING	No	Yds	Avg	Lg	TD
Olsen	60	612	10.2	41	8
Hester	57	757	13.3	48	3
Forté	57	471	8.3	37	0
Bennett	54	717	13.3	71	2
Knox	45	527	11.7	68	5
Aromashodu	24	298	12.4	39t	4
Clark	19	145	7.6	26	2
K. Davis	9	75	8.3	18	3
R. Davis	5	35	7.0	10	0
McKie	5	13	2.6	8	0
Wolfe	2	12	6.0	12	0
Peterson	2	11	5.5	7	0
Bell	1	4	4.0	4	0
BEARS	340	3677	10.8	71	27
OPPONENTS	341	3654	10.7	50t	29

PUNTING	No	Yds	Avg	Net	TB	In	Lg	B
Maynard	77	3191	41.4	37.4	2	28	68	0
BEARS	77	3191	41.4	37.4	2	28	68	0
OPP.	71	3026	42.6	36.3	6	21	61	0

INTS	No	Yds	Avg	Lg	TD
Bowman	6	67	11.2	39	0
Tillman	2	35	17.5	21t	1
Manning	1	35	35.0	35t	0
Harris	1	6	6.0	6	0
Vasher	1	1	1.0	1	0
Briggs	1	0	0.0	0	0
Hillmeyer	1	0	0.0	0	0
BEARS	13	144	11.1	39	1
OPPONENTS	27	365	13.5	67	0

KO RETURNS	No	Yds	Avg	Lg	TD
Knox	32	927	29.0	102t	1
Manning	28	744	26.6	59	0
R. Davis	9	114	12.7	22	0
Hester	7	156	22.3	44	0
Bennett	2	40	20.0	22	0
Aromashodu	1	18	18.0	18	0
Idonije	1	0	0.0	0	0
BEARS	80	1999	25.0	102t	1
OPPONENTS	64	1552	24.3	62	0

PUNT RET.	Ret	FC	Yds	Avg	Lg	TD
Hester	24	5	187	7.8	33	0
Bennett	14	2	143	10.2	49t	1
Knox	1	0	0.0	0.0	0	0
BEARS	39	7	330	8.5	49t	1
OPPONENTS	34	14	272	8.0	53	0

FGs	1-19	20-29	30-39	40-49	50+
Gould	0/0	9/9	6/6	7/10	2/3
BEARS	0/0	9/9	6/6	7/10	2/3
OPPONENTS	0/0	6/6	8/12	8/12	3/3
Gould:	(476,216)	(446)	(53N,376)	(526,226)	()
()	(226)	(376,296,326)	(488)	(506,386)	()
()	(456,286,286,496,488)	(386)	(276)	()	()
()	(226,426,416,45N)	(446,286,346)			
Opponents:	(49N,526,396)	(38N,43N)			
()	(466,376,43N,34N,396,466)	(356)	()	(296)	()
()	(436,306)	(39N,216)	(256)	(526,376,206)	()
()	(206,486,506)	(336,266,42N)	(30N,406)	(416)	()
()	(426,486,326)				

DEFENSE	T	S	A	FF	FR	PD	Sa	Int
(Top 10)								
Briggs	147	97	50	0	0	2	2.5	1
Hillmeyer	105	62	43	4	1	6	2.5	1
Tillman	86	64	22	6	1	7	0.0	2
Roach	82	47	35	3	1	4	2.0	0
Manning	77	54	23	2	2	3	1.0	1
Bowman	75	56	19	1	0	6	0.0	6
Afalava	70	45	25	1	1	6	2.0	0
Payne	60	41	19	0	0	5	0.0	0
Williams	49	31	18	0	0	2	0.0	0
A. Adams	42	18	24	0	2	1	2.0	0
SACKS:	Ogunleye 6.5, A. Brown 6.0, Anderson 3.5, Briggs 2.5, Idonije 2.5, Harris 2.5, Hillmeyer 2.5, A. Adams 2.0, Afalava 2.0, Roach 2.0, Harrison 1.0, Manning 1.0, TEAM 1.0							
BEARS:	35.0, OPPONENTS:	35.0						

USUAL STARTERS

Offense	Defense
WR.....Earl Bennett	RE.....Alex Brown
LT.....Orlando Pace	NT.....Anthony Adams
LG.....Frank Omiyale	DT.....Tommie Harris
C.....Olin Kreutz	LE.....Adewale Ogunleye
RG.....Roberto Garza	WLB.....Lance Briggs
RT.....Chris Williams	MLB.....Hunter Hillmeyer
TE.....Greg Olsen	SLB.....Nick Roach
WR.....Devin Hester	RCB.....Zackary Bowman
QB.....Jay Cutler	LCB.....Charles Tillman
RB.....Matt Forté	SS.....Al Afalava
FB.....Jason McKie	FS.....Daniel Manning

RANKINGS

Team Stats	Bears	Avg	Rank
Total Yards.....	4965	310.3	23
Rushing Yards.....	1492	93.3	29
Passing Yards.....	3473	217.1	17
Points Scored.....	327	20.4	19
	Opp	Avg	Rank
Total Yards.....	5404	337.8	17
Rushing Yards.....	2022	126.4	23
Passing Yards.....	3382	211.4	13
Points Scored.....	375	23.4	21



2010 CHICAGO BEARS STATISTICS

Record: 11-5, .688

1st Place, NFC North

Head Coach: Lovie Smith

09/12 W 19-14	DETROIT	62,080
09/19 W 27-20	at Dallas	85,168
09/27 W 20-17	GREEN BAY	62,179
10/03 L 3-17	at N.Y. Giants	77,716
10/10 W 23-6	at Carolina	73,464
10/17 L 20-23	SEATTLE	62,137
10/24 L 14-17	WASHINGTON	62,155
11/07 W 22-19	at Buffalo (Toronto)	50,746
11/14 W 27-13	MINNESOTA	62,206
11/18 W 16-0	at Miami	68,752
11/28 W 31-26	PHILADELPHIA	62,147
12/05 W 24-20	at Detroit	58,119
12/12 L 7-36	NEW ENGLAND	62,347
12/20 W 40-14	at Minnesota	40,504
12/26 W 38-34	N.Y. JETS	62,310
01/02 L 3-10	at Green Bay	70,833
PLAYOFFS		
01/16 W 35-24	SEATTLE	62,265
01/23 L 14-21	GREEN BAY	62,377

	Bears	Opp
TOTAL FIRST DOWNS	263	282
Rushing	76	88
Passing	163	183
Penalty	24	11
3rd Down: Made/Att	64/195	75/216
3rd Down Pct.	32.8	34.7
4th Down: Made/Att	2/7	6/13
4th Down Pct.	28.6	46.2
POSSESSION AVG.	29:31	30:29
TOTAL NET YARDS	4631	5029
Avg. Per Game	289.4	314.3
Total Plays	936	1002
Avg. Per Play	4.9	5.0
NET YARDS RUSHING	1616	1441
Avg. Per Game	101.0	90.1
Total Rushes	414	386
NET YARDS PASSING	3015	3588
Avg. Per Game	188.4	224.3
Sacked/Yards Lost	56/382	34/232
Gross Yards	3397	3820
Attempts/Completions	466/276	582/363
Completion Pct.	59.2	62.4
Had Intercepted	21	21
PUNTS/AVERAGE	83/40.1	88/40.6
NET PUNTING AVG.	83/35.2	88/37.6
PENALTIES/YARDS	91/768	93/790
FUMBLES/BALL LOST	19/10	37/14
TOUCHDOWNS	37	32
Rushing	10	14
Passing	23	14
Returns	4	4

PASSING	Att	Cmp	Yds	Cmp%	Yd/Att	TD	Int	Int%	Lg	Sack/Lost	Rating
Cutler	432	261	3274	60.4	7.6	23	5.3	16	3.7	89t	86.3
Collins	27	10	68	37.0	2.5	0	0.0	5	18.5	19	5.9
Hanie	7	5	65	71.4	7.9	0	0.0	0	0.0	26	94.3
BEARS	466	276	3397	59.2	7.3	23	4.9	21	4.5	89t	79.5
OPPONENTS	582	363	3820	62.4	6.6	14	2.4	21	3.6	59t	74.4

Score by Period	1	2	3	4	OT	Tot
BEARS	88	95	84	67	0	334
OPPONENTS	68	111	54	53	0	286

SCORING	TDs	Ru	Pa	R	K	PAT	FG	S	Pts
Gould	0	0	0	0	35/35	25/30	0	110	110
Forté	9	6	3	0			0	56	
Hester	7	0	4	3			0	42	
Olsen	5	0	5	0			0	30	
Knox	5	0	5	0			0	30	
Bennett	3	0	3	0			0	18	
Taylor	3	3	0	0			0	18	
Manumaleuna	0	1	0	0			0	6	
R. Davis	1	0	1	0			0	6	
Cutler	1	1	0	0			0	6	
K. Davis	1	0	1	0			0	6	
Moore	1	0	0	1			0	6	

BEARS 37 10 23 4 35/35 25/30 0 334

OPPONENTS 32 14 14 4 29/31 21/27 1 286

2-Pt. Conversions: Forté, BEARS 1/2,

OPPONENTS: 0/1.

RUSHING	No	Yds	Avg	Lg	TD
Forté	237	1069	4.5	68t	6
Taylor	112	267	2.4	24	3
Cutler	50	232	4.6	25	1
Hester	7	30	4.3	11	0
Bennett	2	9	4.5	5	0
Wolfe	4	8	2.0	7	0
Knox	1	2	2.0	2	0
Hanie	1	-1	-1.0	-1	0
BEARS	414	1616	3.9	68t	10
OPPONENTS	386	1441	3.7	45	14

RECEIVING	No	Yds	Avg	Lg	TD
Knox	51	960	18.8	67t	5
Forté	51	547	10.7	89t	3
Bennett	46	561	12.2	48	3
Olsen	41	404	9.9	39t	5
Hester	40	475	11.9	39	4
Taylor	20	139	7.0	18	0
Aromashodu	10	149	14.9	34	0
R. Davis	9	84	9.3	21	1
Manumaleuna	5	43	8.6	16	1
K. Davis	1	19	19.0	19t	1
Clark	1	12	12.0	12	0
Williams	1	4	4.0	4	0
BEARS	276	3397	12.3	89t	23
OPPONENTS	363	3820	10.5	59t	14

PUNTING	No	Yds	Avg	Net	TB	In	Lg	B
Maynard	83	3326	40.1	35.2	5	24	56	0
BEARS	83	3326	40.1	35.2	5	24	56	0
OPP.	88	3569	40.6	32.6	7	30	58	0

INTS	No	Yds	Avg	Lg	TD
Tillman	5	127	25.4	56	0
C. Harris	5	69	13.8	39	0
D. Moore	4	95	23.8	54t	1
Briggs	2	1	0.5	1	0
Peppers	2	1	0.5	1	0
Jennings	1	39	39.0	39	0
Manning	1	0	0.0	0	0
Urlacher	1	0	0.0	0	0
BEARS	21	332	15.8	56	1
OPPONENTS	21	247	11.8	92t	2

KO RETURNS	No	Yds	Avg	Lg	TD
Manning	33	816	24.7	62	0
Hester	12	427	35.6	79	0
Knox	8	182	22.8	42	0
R. Davis	5	70	14.0	32	0
K. Davis	1	2	2.0	2	0
BEARS	59	1497	25.4	79	0
OPPONENTS	59	1404	23.8	60	0

PUNT RET.	Ret	FC	Yds	Avg	Lg	TD
Hester	33	10	564	17.1	89t	3
BEARS	33	10	564	17.1	89t	3
OPPONENTS	39	10	303	7.8	62t	1

FGs	1-19	20-29	30-39	40-49	50+
Gould	1/1	9/9	8/9	4/7	3/4
BEARS	1/1	9/9	8/9	4/7	3/4
OPPONENTS	0/0	9/9	7/11	3/4	2/3

Gould: (206,316)/(386,406)/(49N,256,196)
 (40G)/(286,536,436)/(346,246,548)/() (42N)
 (43N,346,376)/(476,246,506)/(236G,546G)/()
 (29G,236,346,206)/(376,35N,306)
 Opponents: () (286,44N,48G)/(386,37B)/(226,38N)
 (24G,51N,53G)/() (466,37N)/() (366,39N,336G)/()
 (45G,366,226,366)/(506,25G)/(30G,256,296G)/()
 (26G,346)/(236G)

DEFENSE	T	S	A	FF	FR	PD	Sa	Int
Urlacher	146	90	56	2	3	13	4.0	1
Briggs	121	75	46	2	1	7	2.0	2
Tillman	101	66	35	3	2	11	0.0	5
C. Harris	96	57	39	0	2	2	0.0	5
Manning	85	55	30	0	5	0	0.0	1
Jennings	66	41	25	1	1	9	0.0	1
Tinoisamoa	51	22	29	1	0	1	1.0	0
Peppers	50	33	17	3	0	7	8.0	2
Idonije	46	25	21	3	0	5	8.0	0
D. Moore	44	29	15	1	0	3	1.0	4
Sacks: Idonije 8.0, Peppers 8.0, Urlacher 4.0, Melton 2.5, Adams 2.0, Toaina 2.0, Briggs 2.0, T. Harris 1.5, Wootton 1.0, D. Moore 1.0, Tinoisamoa 1.0, Ihwuh 1.0.								

BEARS: 34.0, OPPONENTS: 56.0

USUAL STARTERS

Offense	Defense
WR.....Johnny Knox	RE.....Julius Peppers
LT.....Frank Omyale	NT.....Anthony Adams
LG.....Chris Williams	DT.....Matt Toaina
C.....Olin Kreutz	LE.....Israel Idonije
RG.....Roberto Garza	WLB.....Lance Briggs
TE.....J'Marcus Webb	MLB.....Brian Urlacher
RT.....Greg Olsen	SLB.....Pisa Tinoisamoa
WR.....Devin Hester	RCB.....Charles Tillman
QB.....Jay Cutler	LCB.....Tim Jennings
RB.....Matt Forté	SS.....Daniel Manning
FB.....Brandon Manumaleuna	FS.....Chris Harris

RANKINGS

Team Stats	Bears	Avg	Rank
Total Yards	4631	289.4	30
Rushing Yards	1616	101.0	22
Passing Yards	3015	188.4	28
Points Scored	334	20.9	21
	Opp	Avg	Rank
Total Yards	5029	314.3	9
Rushing Yards	1441	90.1	22
Passing Yards	3588	224.3	20
Points Scored	286	17.9	4

2011 CHICAGO BEARS STATISTICS

Record: 8-8, .500

3rd Place, NFC North

Head Coach: Lovie Smith

09/11	W	30-12	ATLANTA	62,115
09/18	L	13-30	at New Orleans	73,019
09/25	L	17-27	GREEN BAY	62,339
10/02	W	34-29	CAROLINA	62,135
10/10	L	13-24	at Detroit	67,861
10/16	W	39-10	MINNESOTA	62,322
10/23	W	24-18	vs. Tampa Bay*	76,981
11/07	W	30-24	at Philadelphia	69,144
11/13	W	37-13	DETROIT	62,396
11/20	W	31-20	SAN DIEGO	62,344
11/27	L	20-25	at Oakland	59,244
12/04	L	3-10	KANSAS CITY	61,973
12/11	L	10-13	at Denver	76,487
12/18	L	14-38	SEATTLE	61,542
12/25	L	21-35	at Green Bay	70,574
01/01	W	17-13	at Minnesota	62,867

* at London, England

	Bears	Opp.
TOTAL FIRST DOWNS	271	291
Rushing	97	75
Passing	153	199
Penalty	21	17
3rd Down: Made/Att	66/203	80/229
3rd Down Pct.	32.5	34.9
4th Down: Made/Att	2/8	7/17
4th Down Pct.	25.0	41.2
POSSESSION AVG.	30:13	29:47
TOTAL NET YARDS	5026	5607
Avg. Per Game	314.1	350.4
Total Plays	978	1048
Avg. Per Play	5.1	5.4
NET YARDS RUSHING	2015	1542
Avg. Per Game	125.9	96.4
Total Rushes	456	384
NET YARDS PASSING	3011	4065
Avg. Per Game	188.2	254.1
Sacked/Yards Lost	49/335	33/208
Gross Yards	3346	4273
Attempts/Completions	473/268	631/383
Completion Pct.	56.7	60.7
Had Intercepted	20	20
PUNTS/AVERAGE	89/43.9	85/42.7
NET PUNTING AVG.	40.4	36.7
PENALTIES/YARDS	104/800	98/719
FUMBLES/BALL LOST	26/9	36/11
TOUCHDOWNS	38	33
Rushing	10	10
Passing	18	22
Returns	10	4

PASSING	Att	Cmp	Yds	Cmp%	Yd/Att	TD	TD%	Int	Int%	Lg	Sack/Lost	Rating
Cutler	314	182	2319	58.0	7.39	13	4.1	7	2.2	56t	23/159	85.7
Hanie	102	51	613	50.0	6.01	3	2.9	9	8.8	81	19/133	41.8
McDow	55	35	414	63.6	7.53	2	3.6	4	7.3	49	7/43	68.3
Forté	1	0	0	0.0	0.00	0	0.0	0	0.0	0	0/0	39.6
Podlesh	1	0	0	0.0	0.00	0	0.0	0	0.0	0	0/0	39.6
BEARS	473	268	3346	56.7	7.07	18	3.8	20	4.2	81	48/335	73.8
OPPONENTS	631	383	4273	60.7	6.77	22	3.5	20	3.2	79t	33/208	79.3

Score by Period	1	2	3	4	OT	Tot
BEARS	71	128	82	66	0	353
OPPONENTS	51	99	95	93	3	341

SCORING	TDs:Ru-Pa-R	K-PAT	FG	S	Pts
Gould	0	0	0	0	37/37 28/32 0 121
Barber	6	6	0	0	0 36
K. Davis	5	0	5	0	0 30
Forté	4	3	1	0	0 24
Hester	4	0	1	3	0 24
Sanzenbacher	3	0	3	0	0 18
Knox	2	0	2	0	0 12
Spaeth	2	0	2	0	0 12
Tillman	2	0	2	0	0 12
R. Williams	2	0	2	0	0 12
Bell	1	0	1	0	0 6
Bennett	1	0	1	0	0 6
Cutler	1	1	0	0	0 6
Idonije	1	0	0	1	0 6
D. Moore	1	0	0	1	0 6
Urlacher	1	0	0	1	0 6
E. Williams	1	0	0	1	0 6
Wright	1	0	0	1	0 6
McDow	0	0	0	0	0 2
Paea	0	0	0	0	0 2
BEARS	38	10	18	10	37/37 28/32 3 153
OPPONENTS	36	10	22	4	33/33 30/36 1 341

2-Pt. Conversions: McDow, BEARS: 1/1,

Opponents: 0/3

RUSHING	No	Yds	Avg	Lg	TD
Forté	203	997	4.9	46	3
Barber	114	422	3.7	29	6
Bell	79	337	4.3	26	0
Hanie	13	98	7.5	24	0
McDow	12	68	5.7	28	0
Cutler	18	55	3.1	12	1
Allen	15	48	3.2	13	0
Sanzenbacher	1	-4	-4.0	-4	0
Hester	1	-6	-6.0	-6	0
BEARS	456	2015	4.4	46	10
OPPONENTS	384	1542	4.0	88t	10

RECEIVING	No	Yds	Avg	Lg	TD
Forté	52	490	9.4	56t	1
Knox	37	727	19.6	81	2
R. Williams	37	507	13.7	25t	2
Sanzenbacher	27	276	10.2	22	3
Hester	26	369	14.2	53	1
Bennett	24	391	15.9	49	1
Bell	19	133	7.0	25t	1
Davis	18	206	11.4	32t	5
Hurd	8	109	13.6	28	0
Clutts	8	48	6.0	10	0
Spaeth	7	50	7.1	13	2
Barber	5	50	10.0	16	0
BEARS	268	3346	12.5	81	18
OPPONENTS	383	4273	11.2	79t	22

PUNTING	No	Yds	Avg	Net	TB	In	Lg	B
Podlesh	89	3903	43.9	40.4	4	21	70	0
BEARS	89	3903	43.9	40.4	4	21	70	0
OPPONENTS	No	Yds	Avg	Net	TB	In	Lg	B
OPPONENTS	85	3628	42.7	36.7	2	27	80	0

INTS	No	Yds	Avg	Lg	TD
Tillman	5	127	25.4	56	0
Moore	4	31	7.8	20t	1
Tillman	3	66	22.0	44t	2
Wright	3	60	20.0	36	1
Graham	3	11	3.7	10	0
Urlacher	3	7	2.3	8	0
Jennings	2	2	1.0	1	0
Briggs	1	0	0.0	0	0
Conte	1	0	0.0	0	0
BEARS	20	177	8.9	44t	4
OPPONENTS	20	380	19.0	73t	3

KO RETURNS	No	Yds	Avg	Lg	TD
Hester	33	723	21.9	98t	1
Knox	15	397	26.5	56	0
Bell	2	45	22.5	25	0
Spaeth	2	14	7.0	7	0
Adams	1	0	0.0	0	0
Allen	1	17	17.0	17	0
Bennett	1	9	9.0	9	0
Clutts	1	9	9.0	9	0
Hurd	1	24	24.0	24	0
BEARS	57	1238	21.7	98t	1
OPPONENTS	35	855	24.4	44	0

PUNT RET.	Ret	FC	Yds	Avg	Lg	TD
Hester	28	15	454	16.2	82t	2
Bennett	1	1	7	7.0	7	0
Knox	1	0	9	9.0	9	0
BEARS	30	16	470	15.7	82t	2
OPPONENTS	41	27	223	5.4	36t	0

FGs	1-19	20-29	30-39	40-49	50+
Gould	0/0	10/10	6/6	6/10	6/6
BEARS	0/0	10/10	6/6	6/10	6/6
OPPONENTS	1/1	9/10	10/12	7/8	3/5
Gould: (41G,23G,26G)(42G,38G)(25G)(20G,24G)					
(44G,49G)(51G,26G,22G)(41N,25G)(51G,38G,22G)					
(43G,35G,43N,50G)(42G)(50G,53G)(32G,41N)					
(57G)					
() (49N,35G,30G)(27G)					
Opponents: (48G,25G)(31G,29G,53G)(37G,28G)					
(29G,39G,34G,38G,52N)(31G)(37G,38N)(33G)(47G)					
(29G,35G)(28G,55N,48G)(40G,47G,19G,37G,44G)					
(21G)(28G,59G,33G)() (26G,48B,26G)					

DEFENSE	(Top 10)	T	S	A	FF	FR	PD	P	Sa	Int
Briggs	147	86	61	2	0	3	0	0	1	0
Urlacher	135	77	58	0	2	7	0	0	3	0
Tillman	113	83	30	4	2	13	1	0	3	0
Jennings	87	62	25	1	1	8	0	2	0	0
Wright	78	52	26	0	0	4	0	0	3	0
Roach	61	26	35	0	0	3	0	0	0	0
Moore	60	43	17	0	0	8	1	0	4	0
Idonije	57	28	29	1	2	0	5	0	0	0
Steltz	48	28	20	2	0	1	1	0	0	0
Conte	47	23	24	0	1	0	1	0	1	0
Sacks: Peppers 11.0, Melton 7.0, Idonije 5.0, Okoye 4.0, Paea 2.0, C. Davis 1.0, Steltz 1.0, Tillman 1.0, TEAM 1.0.										
BEARS: 33.0, Opponents: 49.0										

USUAL STARTERS

Offense	Defense
WR.....Roy Williams	RE.....Julius Peppers
LT.....J'Marcus Webb	NT.....Henry Melton
LG.....Chris Williams	DT.....Matt Toeaia
C.....Roberto Garza	LE.....Israel Idonije
RG.....Chris Spencer	WLB.....Lance Briggs
RT.....Lance Louis	MLB.....Brian Urlacher
TE.....Kellen Davis	SLB.....Nick Roach
WR.....Devin Hester	RCB.....Charles Tillman
QB.....Jay Cutler	LCB.....Tim Jennings
RB.....Matt Forté	SS.....Major Wright
FB.....Tyler Clutts	FS.....Chris Conte

RANKINGS

Team Stats	Bears	Avg	Rank
Total Yards	5026	314.1	24
Rushing Yards	2015	125.9	9
Passing Yards.....	3011	188.2	26
Points Scored	353	22.1	17

	Opp	Avg	Rank
Total Yards	5607	350.4	17
Rushing Yards	1542	96.4	5
Passing Yards	4065	254.1	28
Points Scored	341	21.3	14



CHICAGO BEARS ALL-TIME RECORDS

BEARS vs. ACTIVE TEAMS

	Regular season		Post-season		Overall
	Road	Home	Road	Home	
Arizona Cardinals	2-1	2-1			57-27-6
Chicago Cardinals	15-11-1	30-8-5			
Card-Pitt	1-0	1-0			
Phoenix Cardinals	1-0	0-0			
St. Louis Cardinals	1-4	4-2			
Atlanta Falcons	5-7	8-5			13-12
Baltimore Ravens	0-2	2-0			2-2
Buffalo Bills	2-4	5-0			7-4
Carolina Panthers	1-2	3-0		0-1	4-3
Cincinnati Bengals	2-2	1-4			3-6
Cleveland Browns	1-7	4-2			5-9
Dallas Cowboys	4-6	5-5	0-1	0-1	9-13
Denver Broncos	3-5	4-2			7-7
Detroit Lions	39-39	50-24-3			94-65-5
Portsmouth Spartans	2-2-1	3-0-1			
Green Bay Packers	40-43-4	51-42-2		1-1	92-86-6
Houston Texans	0-1	0-1		[†]	0-2
Indianapolis Colts	3-0	2-1		0-1	18-23
Baltimore Colts	6-11	7-10			
Jacksonville Jaguars	1-1	2-1			3-2
Kansas City Chiefs	2-3	4-2			6-5
Miami Dolphins	3-4	1-3			4-7
Minnesota Vikings	21-30	26-22-2	1-0	[†]	48-52-2
New England Patriots	0-3	3-5		1-0	4-8
New Orleans Saints	5-6	8-6		2-0	15-12
New York Giants	14-8-2	13-11	1-3	4-0	32-22-2
New York Jets	3-1	4-2			7-3
Oakland Raiders	2-3	2-2			6-7
Los Angeles Raiders	1-1	1-1			
Philadelphia Eagles	13-5-1	15-4	0-1	1-1	30-11-1
Steagles		1-0			
Pittsburgh Steelers	3-6-1	10-1			20-7-1
Pittsburgh Pirates	3-0	1-0			
Card-Pitt	1-0	1-0			
Steagles		1-0			
St. Louis Rams	3-3	2-2			51-35-3
Los Angeles Rams	14-14-1	20-10-2	0-1	1-0	
Cleveland Rams	5-3	6-2			
San Diego Chargers	2-4	4-1			6-5
San Francisco 49ers	12-19	17-9-1	0-2	0-1	29-31-1
Seattle Seahawks	2-4	2-5		2-0	6-9
Tampa Bay Buccaneers	+16-12	20-6			36-18
Tennessee Titans	1-0	0-1			5-5
Tennessee Oilers	1-0	0-0			
Houston Oilers	1-2	2-2			
Washington Redskins	7-11	9-7	2-1	1-3	23-23-1
Boston Redskins/Braves	3-1-1	1-0			
ACTIVE TEAMS	263-291-12	358-212-16			642-521-28
EXTINCT FRANCHISES	25-10-5	65-7-9			90-17-14
TOTAL	292-302-17	423-219-25	4-9	13-9	729-538-42*

Note: *Three victories are subtracted from the listed overall victory total. The Eagles and Steelers (Steagles) merged in 1943 (1-0) and the Cardinals and Steelers (Card-Pitt) merged in 1944 (2-0). Games are officially recorded under both teams (though only counted once in the "TOTAL" line).

[†] Bears were designated as home team, but game was at neutral site.

+ Bears were designated as visiting team, but game was at neutral site.

2012 opponents in bold.

STADIUM CODES

STADIUM CODES

A	Atlanta-Fulton Co. Stadium	3-4	FR	Franklin Field, Univ. of Penn	1-1	PH	Municipal Stadium, Philadelphia	3-0
AD	Adelphia Coliseum	*	G	Olympic Stadium, Berlin, Germany	*	PI	Forbes Field, Pittsburgh	7-2-1
AK	Akron Rubber Bowl	0-1	GB	City Stadium, Green Bay	21-16-4	PO	Portsmouth, OH	1-2-1
AN	Anaheim Stadium	1-4	GD	Georgia Dome, Atlanta	2-3	PX	University of Phoenix Stadium	1-0
B	Memorial Stadium, Baltimore	6-11	GI	Gillette Stadium, Foxboro, MA	0-1	R	Reliant Stadium, Houston	0-1
BA	PSINet Stadium, Baltimore	0-2	H	Astrodome, Houston	1-2	RJ	Rogers Centre, Toronto	1-0
BF	Rich Stadium, Buffalo	1-4	HF	Heinz Field, Pittsburgh	0-1	RC	Raymond James Stadium, Tampa	2-4
BK	Baker Bowl, Philadelphia	1-0-1	I	RCA Dome, Indianapolis	2-0	S	Soldier Field, Chicago	166-113-1
BO	Fenway Park, Boston	3-0-1	IL	University of Illinois, Champaign	3-5		since 2003	49-28
BR	Ebbets Field, Brooklyn		JX	Jacksonville Municipal Stad, FL	1-0	SC	University of South Carolina	*
C	Ericsson Stadium, Charlotte, NC	1-2		ALLTEL Stadium, Jacksonville	0-1	SD	Qualcomm Stadium, San Diego	1-4
CB	Cleveland Browns Stadium	0-1	KC	Arrowhead Stadium, Kansas City	2-3	SE	Kingdome, Seattle	1-2
CG	CMGI Field, Foxboro, MA		KZ	Kezar Stadium, San Francisco	8-10	SF	3Com Park, San Francisco	4-10
CI	Cinergy Field, Cincinnati	1-1	LA	Memorial Coliseum, LA	14-12-1	SH	Shibe Park, Philadelphia	2-1
CL	Cleveland Stadium	6-9	LF	Lincoln Financial Field, PHI	2-0	SI	Staten Island, NY	1-4
CM	Comiskey Park, Chicago	13-10	LM	Lambeau Field, Green Bay	19-25	SL	Busch Stadium, St. Louis	1-5
CN	Fawcett Stadium, Canton, OH	*	LO	Lucas Oil Field, Indianapolis	1-0	SP	Joe Albi Stadium, Spokane, WA	*
CO	The Coliseum, Nashville, TN	1-0	M	Metrodome, Minneapolis	11-17	SS	Seahawks Stadium, Seattle	0-1
COS	Cowboys Stadium, Arlington, TX	1-0	MI	Orange Bowl, Miami	0-3		Wendell Field	1-1
CR	Crosley Field, Cincinnati	1-0	ML	County Stadium, Milwaukee	0-1	SW	Ullevi Stadium, Sweden	*
CS	Chicago Stadium	1-0	MN	Metropolitan Stad, Minneapolis	8-13	TB	Houlihan's Stadium, Tampa	13-7
D	Briggs (Tiger) Stadium, Detroit	21-18	MP	Mills Park, Chicago	0-0-1	TCF	TCF Bank Stadium, Minneapolis	1-0
DA	Cotton Bowl, Dallas	1-0	MT	M&T Bank Stadium, Baltimore	0-1	TL	Tulane Stadium, New Orleans	2-0
DB	Croke Park, Dublin, Ireland	*	ND	Notre Dame, IN	*	TM	Sun Devil Stadium, Tempe, AZ	2-1
DC	RFK Stadium, Washington, DC	3-5	NE	Foxboro Stadium, MA	0-1	TR	Three Rivers Stadium, Pittsburgh	1-3
DN	Mile High Stadium, Denver	2-4	NJ	Meadowlands, East Rutherford, NJ	7-2	TS	Tiger Stadium, Baton Rouge, LA	1-0
	Invesco Field at Mile High, Denver	1-0	NM	New Meadowlands, E. Rutherford, NJ	0-1	TX	Texas Stadium, Irving, TX	2-6
	Sports Authority Field, Denver	0-1	NO	Superdome, New Orleans	3-6	TW	Trans World Dome, St. Louis, MO	1-1
DO	Dolphin Stadium, Miami	0-1	NP	Normal Park, Chicago	2-1	UD	University of Detroit Stadium	1-1
	Joe Robbie Stadium, Miami	1-0	NY	Yankee Stadium, New York	2-2-1	V	Veterans Stadium, Philadelphia	4-4
	Pro Player Stadium, Miami	1-1	O	Network Associates Coliseum, OAK	1-2	VA	Vanderbilt Stadium, Nashville, TN	0-1
	Sun Life Stadium, Miami	1-0		McAfee Coliseum	1-0	W	Wrigley Field, Chicago	221-89-22
DS	Dyche Stadium, Evanston	1-0		O.co Coliseum	0-1	WA	Griffith Stadium, Washington, DC	5-4
EJ	Edward Jones Dome, St. Louis, MO	2-1	P	Pontiac Silverdome, Detroit	11-14	WS	Wembley Stadium, London	1-0
FF	FedEx Field, Washington, DC	1-3	PB	Paul Brown Stadium, Cincinnati	1-1			
FO	Ford Field, Detroit, MI	5-5	PG	Polo Grounds, New York	11-7-1			

* Preseason games only

FR	First Round Playoffs
SR	Second Round Playoffs
WC	Wild Card Game
WCR	Wild Card Round
DP	Divisional Playoff

CC	Conference Championship
NFL	NFL Title Game
SB	Super Bowl
+	Overtime
mnf	Monday Night Football

thu	Thursday Night
thank	Thanksgiving Day
sat	Saturday
sn	Sunday Night
nfln	NFL Network

BEARS VS. EXTINCT FRANCHISES

	Road	Home	Total		Road	Home	Total
Akron Pros		2-0-1	2-0-1	Frankford Yellow Jackets	2-3-1	5-1-1	7-4-2
Akron Indians		1-0	1-0	Hammond Pros		3-0	3-0
Boston Yanks	2-0	1-0	3-0	Kewanee		1-0	1-0
Brooklyn Dodgers	5-0	5-0-1	10-0-1	Louisville Colonels		1-0	1-0
Buffalo All-Americans		3-1	3-1	Milwaukee Badgers	1-0	2-0-1	3-0-1
Buffalo Bisons	1-0	0-1	1-1	Minneapolis Marines	3-0		3-0
Canton Bulldogs		2-2	2-2	Minneapolis Redjackets	1-0	2-0	3-0
Champaign	1-0		1-0	Moline Tractors		1-0	1-0
Chicago Tigers	2-0		2-0	New York Yankees	0-1	2-0	2-1
Cincinnati Reds	1-0	1-0	2-0	New York Yanks	1-1	2-0	3-1
Cleveland Bulldogs	0-1	2-0	2-1	Oorang Indians		2-0	2-0
Cleveland Indians		2-0	2-0	Pottsville Maroons		3-0	3-0
Columbus Tigers		2-0	2-0	Providence Steam Roller	0-1	0-0-1	0-1-1
Dallas Texans	0-1	1-0	1-1	Racine Legion	1-0	1-0-2	2-0-2
Dayton Triangles		4-0	4-0	Rochester Jeffersons		2-0	2-0
Detroit Panthers	1-1	1-0-1	2-1-1	Rock Island Independents	2-1-3	6-0-1	8-1-4
Detroit Tigers		1-0	1-0	Rockford		1-0	1-0
Detroit Wolverines		0-2	0-2	Staten Island Stapletons	0-0-1	1-0	1-0-1
Duluth Eskimos		2-0	2-0	Toledo Maroons		1-0	1-0
				TOTAL	25-10-5	65-7-9	90-17-14



CHICAGO BEARS ALL-TIME SERIES RESULTS



ARIZONA CARDINALS

W-57

L-27

T-6

For several years the Bears and Cardinals shared Wrigley Field. "H" designates the Bears as the home team; "V" designates the Bears as visitors.

1920 - Cardinals, 7-6 (V,NP)	1936 - Bears, 7-3 (H,W)	1951 - Cardinals, 28-14 (V,CM)
Staleys, 10-0 (V,NP)	Cardinals, 14-7 (V,W)	Cardinals, 24-14 (H,W)
1921 - Tie, 0-0 (H,W)	1937 - Bears, 16-7 (H,W)	1952 - Cardinals, 21-10 (V,CM)
1922 - Cardinals, 6-0 (V,CM) thank	Bears, 42-28 (V,W)	Bears, 10-7 (H,W)
Cardinals, 9-0 (V,CM)	1938 - Bears, 16-13 (V,S)	1953 - Cardinals, 24-17 (H,W)
1923 - Bears, 3-0 (H,W) thank	Bears, 34-28 (H,W)	1954 - Bears, 29-7 (V,CM)
1924 - Bears, 6-0 (H,W)	1939 - Bears, 44-7 (H,W)	1955 - Cardinals, 53-14 (V,CM)
Bears, 21-0 (V,CM) thank	Bears, 48-7 (V,CM)	1956 - Bears, 10-3 (H,W)
1925 - Cardinals, 9-0 (V,CM)	1940 - Cardinals, 21-7 (V,CM)	1957 - Bears, 14-6 (V,CM)
Tie, 0-0 (H,W) thank	Bears, 31-23 (H,W)	1958 - Bears, 30-14 (H,W)
1926 - Bears, 16-0 (H,W)	1941 - Bears, 53-7 (H,W)	1959 - Bears, 31-7 (V,S)
Bears, 15-0 (V,S)	Bears, 34-24 (V,CM)	1965 - Bears, 10-3 (H,W)
Tie, 0-0 (H,W) thank	1942 - Bears, 41-14 (H,W)	1966 - Cardinals, 24-17 (SL)
1927 - Bears, 9-0 (V,NP)	Bears, 21-7 (V,CM)	1967 - Bears, 30-3 (W)
Cardinals, 3-0 (H,W) thank	1943 - Bears, 20-0 (H,W)	1969 - Cardinals, 20-17 (SL)
1928 - Bears, 15-0 (V,NP)	Bears, 35-24 (V,CM)	1972 - Bears, 27-10 (SL)
Bears, 34-0 (H,W) thank	1944 - Bears, 34-7 (H,W)	1975 - Cardinals, 34-20 (S)
1929 - Tie, 0-0 (H,W)	Bears, 49-7 (V,PI)	1977 - Cardinals, 16-13 (SL)
Cardinals, 40-6 (V,CM) thank	1945 - Cardinals, 16-7 (H,W)	1978 - Bears, 17-10 (S)
1930 - Bears, 32-6 (V,CM)	Bears, 28-20 (V,CM)	1979 - Bears, 42-6 (S)
Bears, 6-0 (H,W) thank	1946 - Bears, 34-17 (V,CM)	1982 - Cardinals, 10-7 (S)
1931 - Bears, 26-13 (H,W)	Cardinals, 35-28 (H,W)	1984 - Cardinals, 38-21 (SL)
Bears, 18-7 (V,W) thank	1947 - Cardinals, 31-7 (V,CM)	1990 - Bears, 31-21 (TM)
1932 - Tie, 0-0 (H,W)	Cardinals, 30-21 (H,W)	1994 - Bears, 19-16 (TM) +
Bears, 34-0 (V,W) thank	1948 - Bears, 28-17 (V,CM)	1998 - Cardinals, 20-7 (TM)
1933 - Bears, 12-9 (V,W)	Cardinals, 24-21 (H,W)	2001 - Bears, 20-13 (S)
Bears, 22-6 (H,W) thank	1949 - Bears, 17-7 (V,CM)	2003 - Bears, 28-3 (S)
1934 - Bears, 20-0 (H,W)	Bears, 52-21 (H,W)	2006 - Bears, 24-23 (PX) mnf
Bears, 17-6 (H,W)	1950 - Bears, 27-6 (H,W)	2009 - Cardinals, 41-21 (S)
1935 - Tie, 7-7 (H,W)	Cardinals, 20-10 (V,CM)	
Bears, 13-0 (V,W)		



ATLANTA FALCONS

W-13

L-12

T-0

1966 - Bears, 23-6 (W)	1986 - Bears, 13-10 (A)
1967 - Bears, 23-14 (A)	1990 - Bears, 30-24 (S)
1968 - Falcons, 16-13 (W)	1992 - Bears, 41-31 (S)
1969 - Falcons, 48-31 (A)	1993 - Bears, 6-0 (S)
1970 - Bears, 23-14 (A)	1998 - Falcons, 20-13 (GD)
1972 - Falcons, 37-21 (S)	2001 - Bears, 31-3 (GD)
1973 - Falcons, 46-6 (A)	2002 - Bears, 14-13 (GD)
1974 - Falcons, 13-10 (A)	2005 - Bears, 16-3 (S) sn
1976 - Falcons, 10-0 (S)	2008 - Falcons, 22-20 (GD)
1977 - Falcons, 16-10 (S)	2009 - Falcons, 21-14 (GD) sn
1978 - Bears, 13-7 (S)	2011 - Bears, 30-12 (S)
1980 - Falcons, 28-17 (A)	
1983 - Falcons, 20-17 (S)	
1985 - Bears, 36-0 (S)	



BALTIMORE RAVENS

W-2

L-2

T-0

1998 - Bears, 24-3 (S)
2001 - Ravens, 17-6 (BA)
2005 - Bears, 10-6 (S)
2009 - Ravens, 31-7 (MT)

ALL-TIME SERIES RESULTS



BUFFALO BILLS

W-7

L-4

T-0

1970 - Bears, 31-13 (W)
1974 - Bills, 16-6 (BF)
1979 - Bears, 7-0 (BF)
1988 - Bears, 24-3 (S)
1991 - Bills, 35-20 (BF)
1994 - Bears, 20-13 (S)

1997 - Bears, 20-3 (S)
2000 - Bills, 20-3 (BF)
2002 - Bills, 33-27 (BF) +
2006 - Bears, 40-7 (S)
2010 - Bears, 22-19 (RC)



CAROLINA PANTHERS

W-4

L-3

T-0

1995 - Bears, 31-27 (S)
2002 - Panthers, 24-14 (C)
2005 - Bears, 13-3 (S)
2005 - Panthers, 29-21 (S) DP
2008 - Panthers, 20-17 (C)

2010 - Bears, 23-6 (C)
2011 - Bears, 34-29 (S)



CINCINNATI BENGALS

W-3

L-6

T-0

1972 - Bengals, 13-3 (S)
1980 - Bengals, 17-14 (S) +
1986 - Bears, 44-7 (CI)
1989 - Bears, 17-14 (S)
1992 - Bengals, 31-28 (S) + sn
1995 - Bengals, 16-10 (CI)
2001 - Bears, 24-0 (PB)
2005 - Bengals, 24-7 (S)
2009 - Bengals, 45-10 (PB)



CLEVELAND BROWNS

W-5

L-9

T-0

1951 - Browns, 42-21 (CL)
1954 - Browns, 39-10 (W)
1960 - Browns, 42-0 (CL)
1961 - Bears, 17-14 (W)
1967 - Browns, 24-0 (CL)
1969 - Browns, 28-24 (W)
1972 - Bears, 17-0 (CL)
1980 - Browns, 27-21 (CL) mnf

1986 - Bears, 41-31 (S)
1989 - Browns, 27-7 (CL) mnf
1992 - Browns, 27-14 (CL)
2001 - Bears, 27-21 (S) +
2005 - Browns, 20-10 (CB)
2009 - Bears, 30-6 (S)



DALLAS COWBOYS

W-9

L-13

T-0

1960 - Bears, 17-7 (W)
1962 - Bears, 34-33 (DA)
1964 - Cowboys, 24-10 (W)
1968 - Cowboys, 34-3 (W)
1971 - Bears, 23-19 (S)
1973 - Cowboys, 20-17 (S)
1976 - Cowboys, 31-21 (TX)
1977 - Cowboys, 37-7 (TX) WC

1979 - Cowboys, 24-20 (TX)
1981 - Cowboys, 10-9 (TX) thank
1984 - Cowboys, 23-14 (S)
1985 - Bears, 44-0 (TX)
1986 - Bears, 24-10 (TX)
1988 - Bears, 17-7 (S)
1991 - Cowboys, 17-13 (S) FR
1992 - Cowboys, 27-14 (TX)

1996 - Bears, 22-6 (S) mnf
1997 - Cowboys, 27-3 (TX)
1998 - Bears, 13-12 (S)
2004 - Cowboys, 21-7 (TX) thank
2007 - Cowboys, 34-10 (S) sn
2010 - Bears, 27-20 (COS)



DENVER BRONCOS

W-7

L-7

T-0

1971 - Broncos, 6-3 (DN)
1973 - Bears, 33-14 (DN)
1976 - Broncos, 28-14 (S)
1978 - Broncos, 16-7 (DN) mnf
1981 - Bears, 35-24 (S)
1983 - Bears, 31-14 (S)
1984 - Bears, 27-0 (S)

1987 - Broncos, 31-29 (DN) mnf
1990 - Bears, 16-13 (DN) +
1993 - Broncos, 13-3 (S) sat
1996 - Broncos, 17-12 (DN)
2003 - Bears, 19-10 (DN)
2007 - Bears, 37-34 (S) +
2011 - Broncos, 13-10 (DN) +



CHICAGO BEARS ALL-TIME SERIES RESULTS



DETROIT LIONS

W-94

L-65

T-5

1930 - Spartans, 7-6 (P0)

Bears, 14-6 (W)

1931 - Bears, 9-6 (W)

Spartans, 3-0 (P0)

1932 - Tie, 13-13 (W)

Tie, 7-7 (P0)

Bears, 9-0 (CS)

1933 - Bears, 17-14 (W)

Bears, 17-7 (P0)

1934 - Bears, 19-16 (UD)

Bears, 10-7 (W) thank

1935 - Tie, 20-20 (W)

Lions, 14-2 (D) thank

1936 - Bears, 12-10 (W)

Lions, 13-7 (D) thank

1937 - Bears, 28-20 (W)

Bears, 13-0 (D) thank

1938 - Lions, 13-7 (W)

Lions, 14-7 (D) thank

1939 - Lions, 10-0 (W)

Bears, 23-13 (D)

1940 - Bears, 7-0 (W)

Lions, 17-14 (UD)

1941 - Bears, 49-0 (W)

Bears, 24-7 (D)

1942 - Bears, 16-0 (W)

Bears, 42-0 (D)

1943 - Bears, 27-21 (D)

Bears, 35-14 (W)

1944 - Tie, 21-21 (W)

Lions, 41-21 (D)

1945 - Lions, 16-10 (D)

Lions, 35-28 (W)

1946 - Bears, 42-6 (W)

Bears, 45-24 (D)

1947 - Bears, 33-24 (W)

Bears, 34-14 (D) thank

1948 - Bears, 28-0 (W)

Bears, 42-14 (D)

1949 - Bears, 27-24 (W)

Bears, 28-7 (D) thank

1950 - Bears, 35-21 (D)

Bears, 6-3 (W)

1951 - Bears, 28-23 (D)

Lions, 41-28 (W)

1952 - Bears, 24-23 (W)

Lions, 45-21 (D)

1953 - Lions, 20-16 (W)

Lions, 13-7 (D)

1954 - Lions, 48-23 (D)

Bears, 28-24 (W)

1955 - Bears, 24-14 (D)

Bears, 21-20 (W)

1956 - Lions, 42-10 (D)

Bears, 38-21 (W)

1957 - Bears, 27-7 (D)

Lions, 21-13 (W)

1958 - Bears, 20-7 (D)

Bears, 21-16 (W)

1959 - Bears, 24-14 (D)

Bears, 25-14 (W)

1960 - Bears, 28-7 (W)

Lions, 36-0 (D)

1961 - Bears, 31-17 (D)

Lions, 16-15 (W)

1962 - Lions, 11-3 (D)

Bears, 3-0 (W)

1963 - Bears, 37-21 (D)

Bears, 24-14 (W)

1964 - Lions, 10-0 (W)

Bears, 27-24 (D) thank

1965 - Bears, 38-10 (W)

Bears, 17-10 (D)

1966 - Lions, 14-3 (D)

Tie, 10-10 (W)

1967 - Bears, 14-3 (W)

Bears, 27-13 (D)

1968 - Lions, 42-0 (D)

Lions, 28-10 (W)

1969 - Lions, 13-7 (D)

Lions, 20-3 (W)

1970 - Lions, 28-14 (D) mnf

Lions, 16-10 (W)

1971 - Bears, 28-23 (D)

Lions, 28-3 (S)

1972 - Lions, 14-0 (D)

Lions, 38-24 (S)

1973 - Lions, 30-7 (S)

Lions, 40-7 (D)

1974 - Bears, 17-9 (S)

Lions, 34-17 (D)

1975 - Lions, 27-7 (P)

Bears, 25-21 (S)

1976 - Bears, 10-3 (S)

Lions, 14-10 (P)

1977 - Bears, 30-20 (S)

Bears, 31-14 (P) thank

1978 - Bears, 19-0 (P)

Lions, 21-17 (S)

1979 - Bears, 35-7 (S)

Lions, 20-0 (P) thank

1980 - Bears, 24-7 (S)

Bears, 23-17 (P) + thank

1981 - Lions, 48-17 (P) mnf

Lions, 23-7 (S)

1982 - Lions, 17-10 (P)

Bears, 20-17 (S)

1983 - Lions, 31-17 (P)

Lions, 38-17 (S)

1984 - Bears, 16-14 (S)

Bears, 30-13 (P)

1985 - Bears, 24-3 (S)

Bears, 37-17 (P)

1986 - Bears, 13-7 (S)

Bears, 16-13 (P) mnf

1987 - Bears, 30-10 (S)

(2nd game cancelled)

1988 - Bears, 24-7 (P)

Bears, 13-12 (S)

1989 - Bears, 47-27 (P)

Lions, 27-17 (S)

1990 - Bears, 23-17 (S) +

Lions, 38-21 (P) sn

1991 - Bears, 20-10 (S)

Lions, 16-6 (P) thank

1992 - Bears, 27-24 (S)

Lions, 16-3 (P)

1993 - Bears, 10-6 (P) thank

Lions, 20-14 (S)

1994 - Lions, 21-16 (P)

Bears, 20-10 (S)

1995 - Lions, 24-17 (S)

Lions, 27-7 (P) mnf

1996 - Lions, 35-16 (P)

Bears, 31-14 (S)

1997 - Lions, 32-7 (S)

Lions, 55-20 (P) thank

1998 - Bears, 31-27 (S)

Lions, 26-3 (P) sn

1999 - Lions, 21-17 (P) thank

Bears, 28-10 (S)

2000 - Lions, 21-14 (S)

Bears, 23-20 (P)

2001 - Bears, 13-10 (S)

Bears, 24-0 (P)

2002 - Lions, 23-20 (F0) +

Bears, 20-17 (IL) +

2003 - Bears, 24-16 (S)

Lions, 12-10 (F0)

2004 - Lions, 20-16 (S)

Lions, 19-13 (F0)

2005 - Bears, 38-6 (S)

Bears, 19-13 (F0) +

2006 - Bears, 34-7 (S)

Bears, 26-21 (F0)

2007 - Lions, 37-27 (F0)

Lions, 16-7 (S)

2008 - Bears, 34-7 (F0)

Bears, 27-23 (S)

2009 - Bears, 48-24 (S)

Bears, 37-23 (F0)

2010 - Bears, 19-14 (S)

Bears, 24-20 (F0)

2010 - Lions, 24-13 (F0) mnf

Bears, 37-13 (S)

Win-loss record includes playoff games

ALL-TIME SERIES RESULTS



GREEN BAY PACKERS

W-92

L-86

T-6

1921 - Staleys, 20-0 (W)
 1923 - Bears, 3-0 (GB)
 1924 - Bears, 3-0 (W)
 1925 - Packers, 14-10 (GB)
 Bears, 21-0 (W)
 1926 - Tie, 6-6 (GB)
 Bears, 19-13 (W)
 Tie, 3-3 (W)
 1927 - Bears, 7-6 (GB)
 Bears, 14-6 (W)
 1928 - Tie, 12-12 (GB)
 Packers, 16-6 (W)
 Packers, 6-0 (W)
 1929 - Packers, 23-0 (GB)
 Packers, 14-0 (W)
 Packers, 25-0 (W)
 1930 - Packers, 7-0 (GB)
 Packers, 13-12 (W)
 Bears, 21-0 (W)
 1931 - Packers, 7-0 (GB)
 Packers, 6-2 (W)
 Bears, 7-6 (W)
 1932 - Tie, 0-0 (GB)
 Packers, 2-0 (W)
 Bears, 9-0 (W)
 1933 - Bears, 14-7 (GB)
 Bears, 10-7 (W)
 Bears, 7-6 (W)
 1934 - Bears, 24-10 (GB)
 Bears, 27-14 (W)
 1935 - Packers, 7-0 (GB)
 Packers, 17-14 (W)
 1936 - Bears, 30-3 (GB)
 Packers, 21-10 (W)
 1937 - Bears, 14-2 (GB)
 Packers, 24-14 (W)
 1938 - Bears, 2-0 (GB)
 Packers, 24-17 (W)
 1939 - Packers, 21-16 (GB)
 Bears, 30-27 (W)
 1940 - Bears, 41-10 (GB)
 Bears, 14-7 (W)
 1941 - Bears, 25-17 (GB)
 Packers, 16-14 (W)
 Bears, 33-14 (W) CC
 1942 - Bears, 44-28 (GB)
 Bears, 38-7 (W)
 1943 - Tie, 21-21 (GB)
 Bears, 21-7 (W)
 1944 - Packers, 42-28 (GB)
 Bears, 21-0 (W)
 1945 - Packers, 31-21 (GB)
 Bears, 28-24 (W)
 1946 - Bears, 30-7 (GB)
 Bears, 10-7 (W)
 1947 - Packers, 29-20 (GB)
 Bears, 20-17 (W)

1948 - Bears, 45-7 (GB)
 Bears, 7-6 (W)
 1949 - Bears, 17-0 (GB)
 Bears, 24-3 (W)
 1950 - Packers, 31-21 (GB)
 Bears, 28-14 (W)
 1951 - Bears, 31-20 (GB)
 Bears, 24-13 (W)
 1952 - Bears, 24-14 (GB)
 Packers, 41-28 (W)
 1953 - Bears, 17-13 (GB)
 Tie, 21-21 (W)
 1954 - Bears, 10-3 (GB)
 Bears, 28-23 (W)
 1955 - Packers, 24-3 (GB)
 Bears, 52-31 (W)
 1956 - Bears, 37-21 (GB)
 Bears, 38-14 (W)
 1957 - Packers, 21-17 (GB)
 Bears, 21-14 (W)
 1958 - Bears, 34-20 (GB)
 Bears, 24-10 (W)
 1959 - Packers, 9-6 (GB)
 Bears, 28-17 (W)
 1960 - Bears, 17-14 (GB)
 Packers, 41-13 (W)
 1961 - Packers, 24-0 (GB)
 Packers, 31-28 (W)
 1962 - Packers, 49-0 (GB)
 Packers, 38-7 (W)
 1963 - Bears, 10-3 (GB)
 Bears, 26-7 (W)
 1964 - Packers, 23-12 (GB)
 Packers, 17-3 (W)
 1965 - Packers, 23-14 (LM)
 Bears, 31-10 (W)
 1966 - Packers, 17-0 (W)
 Packers, 13-6 (LM)
 1967 - Packers, 13-10 (LM)
 Packers, 17-13 (W)
 1968 - Bears, 13-10 (LM)
 Packers, 28-27 (W)
 1969 - Packers, 17-0 (LM)
 Packers, 21-3 (W)
 1970 - Packers, 20-19 (LM)
 Bears, 35-17 (W)
 1971 - Packers, 17-14 (S)
 Packers, 31-10 (LM)
 1972 - Packers, 20-17 (LM)
 Packers, 23-17 (S)
 1973 - Bears, 31-17 (LM)
 Packers, 21-0 (S)
 1974 - Bears, 10-9 (S) mnf
 Packers, 20-3 (ML)
 1975 - Bears, 27-14 (S)
 Packers, 28-7 (LM)

1976 - Bears, 24-13 (S)
 Bears, 16-10 (LM)
 1977 - Bears, 26-0 (LM)
 Bears, 21-10 (S)
 1978 - Packers, 24-14 (LM)
 Bears, 14-0 (S)
 1979 - Bears, 6-3 (S)
 Bears, 15-14 (LM)
 1980 - Packers, 12-6 (LM) +
 Bears, 61-7 (S)
 1981 - Packers, 16-9 (S)
 Packers, 21-17 (LM)
 1982 - (both games cancelled
 by players' strike)
 1983 - Packers, 31-28 (LM)
 Bears, 23-21 (S)
 1984 - Bears, 9-7 (LM)
 Packers, 20-14 (S)
 1985 - Bears, 23-7 (S) mnf
 Bears, 16-10 (LM)
 1986 - Bears, 25-12 (LM) mnf
 Bears, 12-10 (S)
 1987 - Bears, 26-24 (LM)
 Bears, 23-10 (S)
 1988 - Bears, 24-6 (LM)
 Bears, 16-0 (S)
 1989 - Packers, 14-13 (LM)
 Packers, 40-28 (S)
 1990 - Bears, 31-13 (LM)
 Bears, 27-13 (S)
 1991 - Bears, 10-0 (LM) thu
 Bears, 27-13 (S)
 1992 - Bears, 30-10 (LM)
 Packers, 17-3 (S)
 1993 - Packers, 17-3 (LM)
 Bears, 30-17 (S)
 1994 - Packers, 33-6 (S) mnf
 Packers, 40-3 (LM)
 1995 - Packers, 27-24 (S) mnf
 Packers, 35-28 (LM)
 1996 - Packers, 37-6 (S)
 Packers, 28-17 (LM)
 1997 - Packers, 38-24 (LM) mnf
 Packers, 24-23 (S)
 1998 - Packers, 26-20 (LM)
 Packers, 16-13 (S)
 1999 - Bears, 14-13 (LM)
 Packers, 35-19 (S)
 2000 - Bears, 27-24 (LM)
 Packers, 28-6 (S)
 2001 - Packers, 20-12 (S)
 Packers, 17-7 (LM)
 2002 - Packers, 34-21 (IL) mnf
 Packers, 30-20 (LM)
 2003 - Packers, 38-23 (S) mnf
 Packers, 34-21 (LM)

(continued on next page)



CHICAGO BEARS ALL-TIME SERIES RESULTS



GREEN BAY PACKERS (continued)

W-92

L-86

T-6

(continued from previous page)

2004 - Bears, 21-10 (LM)	2008 - Packers, 37-3 (LM)
Packers, 31-14 (S)	Bears, 20-17 (S) + mnf
2005 - Bears, 19-7 (S)	2009 - Packers, 21-15 (LM) sn
Bears, 24-17 (LM)	Packers, 21-14 (S)
2006 - Bears, 26-0 (LM)	2010 - Bears, 20-17 (S) mnf
Packers, 26-7 (S) sn	Packers, 10-3 (LM)
2007 - Bears, 27-20 (LM) sn	Packers, 21-14 (S) CC
Bears, 35-7 (S)	2011 - Packers, 27-17 (S)
	Packers, 35-21 (LM) sn



HOUSTON TEXANS

W-0

L-2

T-0

2004 - Texans, 24-5 (S)
2008 - Texans, 31-24 (R)



INDIANAPOLIS COLTS

W-18

L-23

T-0

1953 - Colts, 13-9 (B)	1962 - Bears, 35-15 (W)	1991 - Bears, 31-17 (I)
Colts, 16-14 (W)	Bears, 57-0 (B)	2000 - Bears, 27-24 (S)
1954 - Bears, 28-9 (W)	1963 - Bears, 10-3 (W)	2004 - Colts, 41-10 (S)
Bears, 28-13 (B)	Bears, 17-7 (B)	2006 - Colts, 29-17 (MI-DO) SB
1955 - Colts, 23-17 (B)	1964 - Colts, 52-0 (B)	2008 - Bears, 29-13 (L0) snf
Bears, 38-10 (W)	Colts, 40-24 (W)	
1956 - Colts, 28-21 (B)	1965 - Colts, 26-21 (W)	
Bears, 58-27 (W)	Bears, 13-0 (B)	
1957 - Colts, 21-10 (B)	1966 - Bears, 27-17 (W)	
Colts, 29-14 (W)	Colts, 21-16 (B)	
1958 - Colts, 51-38 (B)	1967 - Colts, 24-3 (W)	
Colts, 17-0 (W)	1968 - Colts, 28-7 (B)	
1959 - Bears, 26-21 (B)	1969 - Colts, 24-21 (W)	
Colts, 21-7 (W)	1970 - Colts, 21-20 (B)	
1960 - Colts, 42-7 (B)	1975 - Colts, 35-7 (S)	
Colts, 24-20 (W)	1983 - Colts, 22-19 (B) +	
1961 - Bears, 24-10 (W)	1985 - Bears, 17-10 (S)	
Bears, 21-20 (B)	1988 - Bears, 17-13 (I)	



JACKSONVILLE JAGUARS

W-3

L-2

T-0

1995 - Bears, 30-27 (JX)
1998 - Jaguars, 24-23 (S)
2001 - Bears, 33-13 (S)
2004 - Jaguars, 22-3 (JX)
2008 - Bears, 23-10 (S)



KANSAS CITY CHIEFS

W-6

L-5

T-0

1973 - Chiefs, 19-7 (KC) mnf	1999 - Bears, 20-17 (S)
1977 - Bears, 28-27 (S)	2003 - Chiefs, 31-3 (KC)
1981 - Bears, 16-13 (KC) +	2007 - Bears, 20-10 (S)
1987 - Bears, 31-28 (S)	2011 - Chiefs, 10-3 (S)
1990 - Chiefs, 21-10 (S) sat	
1993 - Bears, 19-17 (KC)	
1996 - Chiefs, 14-10 (KC)	

ALL-TIME SERIES RESULTS



MIAMI DOLPHINS

W-4

L-7

T-0

1971 - Dolphins, 34-3 (MI) mnf
1975 - Dolphins, 46-13 (S)
1979 - Dolphins, 31-16 (MI)
1985 - Dolphins, 38-24 (MI) mnf
1988 - Bears, 34-7 (S)
1991 - Dolphins, 16-13 (S) +

1994 - Bears, 17-14 (MI-JR)
1997 - Bears, 36-33 (MI-PP) + mnf
2002 - Dolphins, 27-9 (MI-PP) mnf
2006 - Dolphins, 31-13 (S)
2010 - Bears, 16-0 (MI-SU) thu nfln



MINNESOTA VIKINGS

W-48

L-52

T-2

1961 - Vikings, 37-13 (MN)
Bears, 52-35 (W)
1962 - Bears, 13-0 (MN)
Bears, 31-30 (W)
1963 - Bears, 28-7 (MN)
Tie 17-17 (W)
1964 - Bears, 34-28 (MN)
Vikings, 41-14 (W)
1965 - Bears, 45-37 (MN)
Vikings, 24-17 (W)
1966 - Bears, 13-10 (MN)
Bears, 41-28 (W)
1967 - Bears, 17-7 (MN)
Tie, 10-10 (W)
1968 - Bears, 34-17 (MN)
Bears, 26-24 (W)
1969 - Vikings, 31-0 (W)
Vikings, 31-14 (MN)
1970 - Vikings, 24-0 (W)
Vikings, 16-13 (MN)
1971 - Bears, 20-17 (MN)
Vikings, 27-10 (S)
1972 - Bears, 13-10 (S) mnf
Vikings, 23-10 (MN)
1973 - Vikings, 22-13 (S)
Vikings, 31-13 (MN)
1974 - Vikings, 11-7 (MN)
Vikings, 17-0 (S)
1975 - Vikings, 28-3 (MN)
Vikings, 13-9 (S) mnf
1976 - Vikings, 20-19 (MN)
Bears, 14-13 (S)
1977 - Vikings, 22-16 (MN) +
Bears, 10-7 (S)
1978 - Vikings, 24-20 (S) mnf
Vikings, 17-14 (MN)
1979 - Bears, 26-7 (S)

Vikings, 30-27 (MN)
1980 - Vikings, 34-14 (S)
Vikings, 13-7 (MN)
1981 - Vikings, 24-21 (MN)
Bears, 10-9 (S)
1982 - Vikings, 35-7 (M)
1983 - Vikings, 23-14 (S)
Bears, 19-13 (M)
1984 - Bears, 16-7 (S)
Bears, 34-3 (M)
1985 - Bears, 33-24 (M) thu
Bears, 27-9 (S)
1986 - Bears, 23-0 (S)
Vikings, 23-7 (M)
1987 - Bears, 27-7, (S)
Bears, 30-24 (M) sn
1988 - Vikings, 31-7 (S)
Vikings, 28-27 (M) mnf
1989 - Bears, 38-7 (S)
Vikings, 27-16 (M) sn
1990 - Bears, 19-16 (S)
Vikings, 41-13 (M)
1991 - Bears, 10-6 (S)
Bears, 34-17 (M) mnf
1992 - Vikings, 21-20 (M)
Vikings, 38-10 (S) mnf
1993 - Vikings, 10-7 (M)
Vikings, 19-12 (S) mnf
1994 - Vikings, 42-14 (S)
Vikings, 33-27 (M)+thu
Bears, 35-18 (M) FR
1995 - Bears, 31-14 (S)
Bears, 14-6 (M) mnf
1996 - Vikings, 20-14 (S)
Bears, 15-13 (M) mnf
1997 - Vikings, 27-24 (S)
Vikings, 29-22 (M)

1998 - Vikings, 31-28 (S)
Vikings, 48-22 (M) sn
1999 - Bears, 24-22 (M)
Vikings, 27-24 (S) +
2000 - Vikings, 30-27 (M)
Vikings, 28-16 (S)
2001 - Bears, 17-10 (S)
Bears, 13-6 (M)
2002 - Bears, 27-23 (IL)
Vikings, 25-7 (M)
2003 - Vikings, 24-13 (M)
Bears, 13-10 (S)
2004 - Vikings, 27-22 (M)
Bears, 24-14 (S)
2005 - Bears, 28-3 (S)
Vikings, 34-10 (M)
2006 - Bears, 19-16 (M)
Bears, 23-13 (S)
2007 - Vikings, 34-31 (S)
Vikings, 20-13 (M) mnf
2008 - Bears, 48-41 (S)
Vikings, 34-14 (M) sn
2009 - Vikings, 36-10 (M)
Bears, 36-30 (S) + mnf
2010 - Bears, 27-13 (S)
Bears, 40-14 (TCF) mnf
2011 - Bears, 39-10 (S)
Bears, 17-13 (M)



NEW ENGLAND PATRIOTS

W-4

L-8

T-0

1973 - Patriots, 13-10 (S)
1979 - Patriots, 27-7 (S)
1982 - Bears, 26-13 (S)
1985 - Bears, 20-7 (S)
Bears, 46-10 (NO) SB
1988 - Patriots, 30-7 (NE)
1994 - Patriots, 13-3 (S) sat

1997 - Patriots, 31-3 (NE)
2000 - Bears, 24-17 (S)
2002 - Patriots, 33-30 (IL)
2006 - Patriots, 17-13 (GI)
2010 - Patriots, 36-7 (S)



CHICAGO BEARS ALL-TIME SERIES RESULTS



NEW ORLEANS SAINTS

W-15

L-12

T-0

1968 - Bears, 23-17 (TL)
 1970 - Bears, 24-3 (TL)
 1971 - Bears, 35-14 (S)
 1973 - Saints, 21-16 (NO)
 1974 - Bears, 24-10 (S)
 1975 - Bears, 42-17 (NO)
 1977 - Saints, 42-24 (S)
 1980 - Bears, 22-3 (S)
 1982 - Saints, 10-0 (S)
 1983 - Saints, 34-31 (NO) +
 1984 - Bears, 20-7 (S)
 1987 - Saints, 19-17 (S)
1990 - Bears, 16-6 (S) FR
 1991 - Bears, 20-17 (NO)

1992 - Saints, 28-6 (NO)
 1994 - Bears, 17-7 (S)
 1996 - Saints, 27-24 (NO)
 1997 - Saints, 20-17 (S) sn
 1999 - Bears, 14-10 (S)
 2000 - Saints, 31-10 (S)
 2002 - Saints, 29-23 (IL)
 2003 - Saints, 20-13 (NO)
 2005 - Bears, 20-17 (TS)
2006 - Bears, 39-14 (S) CC
 2007 - Bears, 33-25 (S)
 2008 - Bears, 27-24 (S) + thu nfln
 2011 - Saints, 30-13 (NO)



NEW YORK GIANTS

W-32

L-22

T-2

1925 - Bears, 19-7 (PG)
 Giants, 9-0 (W)
 1926 - Bears, 7-0 (W)
 1927 - Giants, 13-7 (PG)
 1928 - Bears, 13-0 (W)
 1929 - Giants, 26-14 (W)
 Giants, 34-0 (PG)
 Giants, 14-9 (W)
 1930 - Giants, 12-0 (W)
 Bears, 12-0 (PG)
 1931 - Bears, 6-0 (W)
 Bears, 12-6 (PG)
 Giants, 25-6 (W)
 1932 - Bears, 28-8 (PG)
 Bears, 6-0 (W)
 1933 - Bears, 14-10 (W)
 Giants, 3-0 (PG)
Bears, 23-21 (W) NFL
 1934 - Bears, 27-7 (W)
 Bears, 10-9 (PG)
Giants, 30-13 (PG) NFL

1935 - Bears, 20-3 (PG)
 Giants, 3-0 (W)
 1936 - Bears, 25-7 (PG)
 1937 - Tie, 3-3 (PG)
 1939 - Giants, 16-13 (PG)
 1940 - Bears, 37-21 (PG)
 1941 - Bears, 37-9 (W) NFL
 1942 - Bears, 26-7 (PG)
 1943 - Bears, 56-7 (PG)
 1946 - Giants, 14-0 (PG)
Bears, 24-14 (PG) NFL
 1948 - Bears, 35-14 (W)
 1949 - Giants, 35-28 (PG)
 1956 - Tie, 17-17 (NY)
Giants, 47-7 (NY) NFL
 1962 - Giants, 26-24 (W)
 1963 - Bears, 14-10 (W) NFL
 1965 - Bears, 35-14 (NY)
 1967 - Bears, 34-7 (W)
 1969 - Giants, 28-24 (NY)
 1970 - Bears, 24-16 (NY)

1974 - Bears, 16-13 (S)
 1977 - Bears, 12-9 (NJ) +
1985 - Bears, 21-0 (S) DP
 1987 - Bears, 34-19 (S) mnf
1990 - Giants, 31-3 (NJ) DP
 1991 - Bears, 20-17 (S)
 1992 - Giants, 27-14 (S) mnf
 1993 - Giants, 26-20 (S)
 1995 - Bears, 27-24 (NJ)
 2000 - Giants, 14-7 (S)
 2004 - Bears, 28-21 (NJ)
 2006 - Bears, 38-20 (NJ) sn
 2007 - Giants, 21-16 (S)
 2010 - Giants, 17-3 (NM) sn



NEW YORK JETS

W-7

L-3

T-0

1974 - Jets, 23-21 (S)
 1979 - Bears, 23-13 (S)
 1985 - Bears, 19-6 (NJ) sat
 1991 - Bears, 19-13 (S) + mnf
 1994 - Bears, 19-7 (NJ) sn
 1997 - Jets, 23-15 (S)

2000 - Jets, 17-10 (NJ)
 2002 - Bears, 20-13 (IL)
 2006 - Bears, 10-0 (NJ)
 2010 - Bears, 38-34 (S)



OAKLAND RAIDERS

W-6

L-7

T-0

1972 - Raiders, 28-21 (O)
 1976 - Raiders, 28-27 (S)
 1978 - Raiders, 25-19 (S) +
 1981 - Bears, 23-6 (O)
 1984 - Bears, 17-6 (S)
 1987 - Bears, 6-3 (LA)
 1990 - Raiders, 24-10 (LA)

1993 - Raiders, 16-14 (S)
 1996 - Bears, 19-17 (S)
 1999 - Raiders, 24-17 (O)
 2003 - Bears, 24-21 (S)
 2007 - Bears, 17-6 (O)
 2011 - Raiders, 25-20 (O)

ALL-TIME SERIES RESULTS



PHILADELPHIA EAGLES

W-30

L-11

T-1

1933 - Tie, 3-3 (BK)
 1935 - Bears, 39-0 (BK)
 1936 - Bears, 17-0 (PH)
 Bears, 28-7 (PH)
 1938 - Bears, 28-6 (PH)
 1939 - Bears, 27-14 (W)
 1941 - Bears, 49-14 (SH)
 1942 - Bears, 45-14 (W)
 1943 - Bears, 48-21 (W)
 1944 - Bears, 28-7 (SH)
 1946 - Bears, 21-14 (W)
 1947 - Bears, 40-7 (W)
 1948 - Eagles, 12-7 (SH)
 1949 - Bears, 38-21 (W)
 1955 - Bears, 17-10 (W)
 1961 - Eagles, 16-14 (FR)

1963 - Bears, 16-7 (W)
 1968 - Bears, 29-16 (FR)
 1970 - Bears, 20-16 (DS)
 1972 - Bears, 21-12 (V)
 1975 - Bears, 15-13 (S)
1979 - Eagles, 27-17 (V) WC
 1980 - Eagles, 17-14 (V)
 1983 - Bears, 7-6 (V)
 Bears, 17-14 (S)
 1986 - Bears, 13-10 (S) +
 1987 - Bears, 35-3, (V)
1988 - Bears, 20-12 (S) DP
 1989 - Bears, 27-13 (S) mnf
 1993 - Bears, 17-6 (V)
 1994 - Eagles, 30-22 (V) mnf
 1995 - Bears, 20-14 (S)

1999 - Eagles, 20-16 (S)
 2000 - Eagles, 13-9 (V)
2001 - Eagles, 33-19 (S) DP
 2002 - Eagles, 19-13 (IL)
 2004 - Eagles, 19-9 (S)
 2007 - Bears, 19-16 (LI)
 2008 - Bears, 24-20 (S) sn
 2009 - Eagles, 24-20 (S) sn
 2010 - Bears, 31-26 (S)
 2011 - Bears, 30-24 (LI) mnf



PITTSBURGH STEELERS

W-20

L-7

T-1

1934 - Bears, 28-0 (PI)
 1935 - Bears, 23-7 (PI)
 1936 - Bears, 27-9 (PI)
 Bears, 26-6 (W)
 1937 - Bears, 7-0 (PI)
 1939 - Bears, 32-0 (PI)
 1941 - Bears, 34-7 (W)
 1943 - Bears, 48-21 (W)
 1944 - Bears, 34-7 (W)
 Bears, 49-7 (PI)
 1945 - Bears, 28-7 (PI)

1947 - Bears, 49-7 (W)
 1949 - Bears, 30-21 (W)
 1958 - Steelers, 24-10 (PI)
 1959 - Bears, 27-21 (W)
 1963 - Tie, 17-17 (PI)
 1967 - Steelers, 41-13 (PI)
 1969 - Bears, 38-7 (W)
 1971 - Bears, 17-15 (S)
 1975 - Steelers, 34-3 (TR)
 1980 - Steelers, 38-3 (TR)
 1986 - Bears, 13-10 (S) +

1989 - Bears, 20-0 (TR)
 1992 - Bears, 30-6 (S)
 1995 - Steelers, 37-34 (S) +
 1998 - Steelers, 17-12 (TR)
 2005 - Steelers, 21-9 (HF)
 2009 - Bears, 17-14 (S)



ST. LOUIS RAMS

W-51

L-35

T-3

1937 - Bears, 20-2 (CL)
 Bears, 15-7 (W)
 1938 - Rams, 14-7 (W)
 Rams, 23-21 (CL)
 1939 - Bears, 30-21 (W)
 Bears, 35-21 (CL)
 1940 - Bears, 21-14 (CL)
 Bears, 47-25 (W)
 1941 - Bears, 48-21 (CL)
 Bears, 31-13 (W)
 1942 - Bears, 21-7 (CL)
 Bears, 47-0 (W)
 1944 - Rams, 19-7 (CL)
 Bears, 28-21 (W)
 1945 - Rams, 17-0 (CL)
 Rams, 41-21 (W)
 1946 - Tie, 28-28 (W)
 Bears, 27-21 (LA)
 1947 - Bears, 41-21 (LA)
 Rams, 17-14 (W)
 1948 - Bears, 42-21 (W)
 Bears, 21-6 (LA)
 1949 - Rams, 31-16 (W)
 Rams, 27-24 (LA)

1950 - Bears, 24-20 (LA)
 Bears, 24-14 (W)
Rams, 24-14 (LA) CC
 1951 - Rams, 42-17 (W)
 1952 - Rams, 31-7 (LA)
 Rams, 40-24 (W)
 1953 - Rams, 38-24 (LA)
 Bears, 24-21 (W)
 1954 - Rams, 42-38 (LA)
 Bears, 24-13 (W)
 1955 - Bears, 31-20 (LA)
 Bears, 24-3 (W)
 1956 - Bears, 35-24 (LA)
 Bears, 30-21 (W)
 1957 - Bears, 34-26 (W)
 Bears, 16-10 (LA)
 1958 - Bears, 31-10 (W)
 Rams, 41-35 (LA)
 1959 - Rams, 28-21 (W)
 Bears, 26-21 (LA)
 1960 - Bears, 34-27 (W)
 Tie, 24-24 (LA)
 1961 - Bears, 21-17 (LA)
 Bears, 28-24 (W)

1962 - Bears, 27-23 (LA)
 Bears, 30-14 (W)
 1963 - Bears, 52-14 (LA)
 Bears, 6-0 (W)
 1964 - Bears, 38-17 (W)
 Bears, 34-24 (LA)
 1965 - Rams, 30-28 (LA)
 Bears, 31-6 (W)
 1966 - Rams, 31-17 (LA)
 Bears, 17-10 (W)
 1967 - Rams, 28-17 (W)
 1968 - Bears, 17-16 (LA)
 1969 - Rams, 9-7 (W)
 1971 - Rams, 17-3 (LA)
 1972 - Tie, 13-13 (S)
 1973 - Rams, 26-0 (S)
 1975 - Rams, 38-10 (LA)
 1976 - Rams, 20-12 (LA)
 1977 - Bears, 24-23 (S) mnf
 1979 - Bears, 27-23 (S)
 1981 - Rams, 24-7 (S) mnf
 1982 - Bears, 34-26 (AN)
 1983 - Rams, 21-14 (AN)
 1984 - Rams, 29-13 (AN)

(continued on next page)



CHICAGO BEARS ALL-TIME SERIES RESULTS



ST. LOUIS RAMS (continued)

W-51

L-35

T-3

(continued from previous page)

1985 - Bears, 24-0 (S) CC
 1986 - Rams, 20-17 (S) mnf
 1988 - Rams, 23-3 (AN) mnf
 1989 - Bears, 20-10 (S)
 1990 - Bears, 38-9 (S) sn
 1993 - Rams, 20-6 (AN)
 1994 - Bears 27-13 (S)
 1995 - Rams, 34-28 (SL)
 1996 - Bears, 35-9 (S)
 1997 - Bears, 13-10 (TW) sn
 1998 - Rams, 20-12 (S)
 1999 - Rams, 34-12 (TW)

2002 - Rams, 21-16 (EJ) mnf
 2003 - Rams, 23-21 (S)
 2006 - Bears, 42-27 (EJ) mnf
 2008 - Bears, 27-3 (EJ)
 2009 - Bears, 17-9 (S)



SAN DIEGO CHARGERS

W-6

L-5

T-0

1970 - Chargers, 20-7 (W)
 1974 - Chargers, 28-21 (SD)
 1978 - Chargers, 40-7 (SD) mnf
 1981 - Bears, 20-17 (S) +
 1984 - Chargers, 20-7 (SD) mnf
 1993 - Bears, 16-13 (SD) sn
 1996 - Bears, 27-14 (S) sat

1999 - Bears, 23-20 (SD)+
 2003 - Bears, 20-7 (S)
 2007 - Chargers, 14-3 (SD)
 2011 - Bears, 31-20 (S)



SAN FRANCISCO 49ERS

W-29

L-31

T-1

1950 - Bears, 32-20 (KZ)
 Bears, 17-0 (W)
 1951 - Bears, 13-7 (W)
 1952 - 49ers, 40-16 (W)
 Bears, 20-17 (KZ)
 1953 - 49ers, 35-28 (W)
 49ers, 24-14 (KZ)
 1954 - 49ers, 31-24 (W)
 Bears, 31-27 (KZ)
 1955 - 49ers, 20-19 (W)
 Bears, 34-23 (KZ)
 1956 - Bears, 31-7 (W)
 Bears, 38-21 (KZ)
 1957 - 49ers, 21-17 (W)
 49ers, 21-17 (KZ)
 1958 - Bears, 28-6 (W)
 Bears, 27-14 (KZ)
 1959 - 49ers, 20-17 (KZ)
 Bears, 14-3 (W)
 1960 - Bears, 27-10 (W)
 49ers, 25-7 (KZ)
 1961 - Bears, 31-0 (W)
 49ers, 41-31 (KZ)
 1962 - Bears, 30-14 (KZ)
 49ers, 34-27 (W)
 1963 - 49ers, 20-14 (KZ)
 Bears, 27-7 (W)
 1964 - 49ers, 31-21 (KZ)
 Bears, 23-21 (W)
 1965 - 49ers, 52-24 (KZ)
 Bears, 61-20 (W)

1966 - Tie, 30-30 (W)
 49ers, 41-14 (KZ)
 1967 - Bears, 28-14 (KZ)
 1968 - Bears, 27-19 (W)
 1969 - 49ers, 42-21 (KZ)
 1970 - 49ers, 37-16 (W)
 1971 - 49ers, 13-0 (SF)
 1972 - 49ers, 34-21 (S)
 1974 - 49ers, 34-0 (S)
 1975 - 49ers, 31-3 (SF)
 1976 - Bears, 19-12 (SF)
 1978 - Bears, 16-13 (SF)
 1979 - Bears, 28-27 (SF)
 1981 - 49ers, 28-17 (SF)
 1983 - Bears, 13-3 (S)
 1984 - 49ers, 23-0 (SF) CC
 1985 - Bears, 26-10 (SF)
 1987 - 49ers, 41-0 (SF) mnf
 1988 - Bears, 10-9 (S) mnf
 49ers, 28-3 (S) CC
 1989 - 49ers, 26-0 (SF)
 1991 - 49ers, 52-14 (SF) mnf
 1994 - 49ers, 44-15 (SF) SR
 2000 - 49ers, 17-0 (SF)
 2001 - Bears, 37-31 (S) +
 2003 - 49ers, 49-7 (SF)
 2004 - Bears, 23-13 (S) sn
 2005 - Bears, 17-9 (S)
 2006 - Bears, 41-10 (S)
 2009 - 49ers, 10-6 (SF) thu nfln

ALL-TIME SERIES RESULTS



SEATTLE SEAHAWKS

W-6

L-9

T-0

1976 - Bears, 34-7 (SE)
 1978 - Seahawks, 31-29 (S)
 1982 - Seahawks, 20-14 (SE)
 1984 - Seahawks, 38-9 (SE)
 1987 - Seahawks, 34-21
 (S)
 1990 - Bears, 17-0 (S)
 1999 - Seahawks, 14-13 (S)

2003 - Seahawks, 24-17 (SS)
 2006 - Bears, 37-6 (S) sn
Bears, 27-24 (S) DP +
 2007 - Seahawks, 30-23 (SS)
 2009 - Bears, 25-19 (SS)
 2010 - Seahawks, 23-20 (S)
Bears, 35-24 (S) DP
 2011 - Seahawks, 38-14 (S)



TAMPA BAY BUCCANEERS

W-36

L-18

T-0

1977 - Bears, 10-0 (TB)
 1978 - Buccaneers, 33-19 (TB)
 Bears, 14-3 (S)
 1979 - Buccaneers, 17-13 (S)
 Bears, 14-0 (TB)
 1980 - Bears, 23-0 (S) mnf
 Bears, 14-13 (TB) sat
 1981 - Bears, 28-17 (S)
 Buccaneers, 20-10 (TB)
 1982 - Buccaneers, 26-23 (TB) +
 1983 - Bears, 17-10 (S)
 Bears, 27-0 (TB)
 1984 - Bears, 34-14 (S)
 Bears, 44-9 (TB)
 1985 - Bears, 38-28 (S)
 Bears, 27-19 (TB)
 1986 - Bears, 23-3 (TB)
 Bears, 48-14 (S)
 1987 - Bears, 20-3 (S)
 Bears, 27-26 (TB)
 1988 - Bears, 28-10 (S)
 Bears, 27-15 (TB)
 1989 - Buccaneers, 42-35 (TB)
 Buccaneers, 32-31 (S)
 1990 - Bears, 26-6 (TB)
 Bears, 27-14 (S)
 1991 - Bears, 21-20 (TB)
 Bears, 27-0 (S) sat
 1992 - Bears, 31-14 (S)
 Buccaneers, 20-17 (TB)

1993 - Bears, 47-17 (S)
 Buccaneers, 13-10 (TB)
 1994 - Bears, 21-9 (S)
 Bears, 20-6 (TB)
 1995 - Bears, 25-6 (TB)
 Bears, 31-10 (S)
 1996 - Bears, 13-10 (S)
 Buccaneers, 34-19 (TB)
 1997 - Bears, 13-7 (S)
 Buccaneers, 31-15 (TB)
 1998 - Buccaneers, 27-15 (RJ)
 Buccaneers, 31-17 (S)
 1999 - Buccaneers, 6-3 (RJ)
 Buccaneers, 20-6 (S)
 2000 - Buccaneers, 41-0 (RJ)
 Bears, 13-10 (S)
 2001 - Bears, 27-24 (RJ)
 Bears, 27-3 (S)
 2002 - Buccaneers, 15-0 (IL) sn
 2004 - Buccaneers, 19-7 (RJ)
 2005 - Bears, 13-10 (RJ)
 2006 - Bears, 34-31 (S) +
 2008 - Buccaneers, 27-24 (S) +
 2011 - Bears, 24-18 (WS)

INTERNATIONAL GAMES

The Bears were participants in the NFL's first overseas game when they met the Dallas Cowboys in London in 1986. Since that contest, the American Bowl has expanded to many international sites including Tokyo, Barcelona, Montreal, Sydney and Mexico City. The Bears made a second trip to London in 2011.

Aug. 15, 1960	Bears 16	Giants 7	Varsity Stadium	Toronto, CANADA
Aug. 5, 1961	Bears 34	Montreal Alouettes 16	Molson Stadium	Montreal, CANADA
Aug. 3, 1986	Bears 17	Cowboys 3	Wembley Stadium	London, ENGLAND
Aug. 14, 1988	Bears 21	Vikings 28	Ullevi Stadium	Gothenburg, SWEDEN
Aug. 3, 1991	Bears 7	49ers 21	Olympic Stadium	Berlin, GERMANY
July 27, 1997	Bears 17	Steelers 30	Croke Park	Dublin, IRELAND
Nov. 7, 2010	Bears 22	Bills 19	Rogers Centre	Toronto, CANADA
Oct. 23, 2011	Bears 24	Buccaneers 18	Wembley Stadium	London, ENGLAND



CHICAGO BEARS ALL-TIME SERIES RESULTS



TENNESSEE TITANS

W-5

L-5

T-0

1973 - Bears, 35-14 (S)
 1977 - Oilers, 47-0 (H)
 1980 - Oilers, 10-6 (S)
 1986 - Bears, 20-7 (H)
 1989 - Oilers, 33-28 (S)
 1992 - Oilers, 24-7 (H) mnf
 1995 - Bears, 35-32 (S)
 1998 - Bears, 23-20 (VA)
 2004 - Bears, 19-17 (CO) +
 2008 - Titans, 21-14 (S)



WASHINGTON REDSKINS

W-23

L-23

T-1

1932 - Tie, 7-7 (BO)
 1933 - Bears, 7-0 (W)
 Redskins, 10-0 (W)
 1934 - Bears, 21-0 (BO)
 1935 - Bears, 30-14 (BO)
 1936 - Bears, 26-0 (BO)
1937 - Redskins, 28-21 (W) NFL
 1938 - Bears, 31-7 (W)
 1940 - Redskins, 7-3 (WA)
 Bears, 73-0 (WA) NFL
 1941 - Bears, 35-21 (W)
1942 - Redskins, 14-6 (WA) NFL
 1943 - Redskins, 21-7 (WA)
 Bears, 41-21 (W) NFL
 1945 - Redskins, 28-21 (WA)
 1946 - Bears, 24-20 (W)
 1947 - Bears, 56-20 (WA)
 1948 - Bears, 48-13 (W)
 1949 - Bears, 31-21 (WA)
 1951 - Bears, 27-0 (WA)
 1953 - Bears, 27-24 (WA)
 1957 - Redskins, 14-3 (W)
 1964 - Redskins, 27-20 (DC)
 1968 - Redskins, 38-28 (W)
 1971 - Bears, 16-15 (S)
 1974 - Redskins, 42-0 (DC)
 1976 - Bears, 33-7 (S)
 1978 - Bears, 14-10 (DC) sat
 1980 - Bears, 35-21 (S)
 1981 - Redskins, 24-7 (S)
1984 - Bears, 23-19 (DC) DP
 1985 - Bears, 45-10 (S)
1986 - Redskins, 27-13 (S) DP
1987 - Redskins, 21-17 (S) DP
 1988 - Bears, 34-14 (DC)
 1989 - Redskins, 38-14 (DC)
 1990 - Redskins, 10-9 (DC)

1991 - Redskins, 20-7 (S)
 1996 - Redskins, 10-3 (DC)
 1997 - Redskins, 31-8 (S)
 1999 - Redskins, 48-22 (FF)
 2001 - Bears, 20-15 (FF)
 2003 - Bears, 27-24 (S)
 2004 - Redskins, 13-10 (S)
 2005 - Redskins, 9-7 (FF)
 2007 - Redskins, 24-16 (FF) thu nfln
 2010 - Redskins, 17-14 (S)

DIVISIONAL CHALLENGE

The Bears swept Minnesota, split a pair of games with Detroit and dropped two decisions to Green Bay in 2011. Chicago has posted at least one victory over each of their NFC North division opponents in four of the past seven seasons (2005, 2006, 2008, 2010).

BEARS ON MONDAY NIGHT FOOTBALL

Date	Opponent	Site	W/L	Score	Following Week	
Oct. 5, 1970	Detroit Lions	Tiger Stadium	L	14-28	L	MIN
Nov. 29, 1971	Miami Dolphins	Orange Bowl	L	3-24	L	@ DEN
Oct. 23, 1972	Minnesota Vikings	SOLDIER FIELD	W	13-10	W	@ STL
Nov. 12, 1973	Kansas City Chiefs	Arrowhead	L	7-19	L	DET
Oct. 21, 1974	Green Bay Packers	SOLDIER FIELD	W	10-9	L	@ BUF
Oct. 27, 1975	Minnesota Vikings	SOLDIER FIELD	L	9-13	L	MIA
Oct. 10, 1977	Los Angeles Rams	SOLDIER FIELD	W	24-23	L+	@ MIN
Sept. 25, 1978	Minnesota Vikings	SOLDIER FIELD	L	20-24	L+	OAK
Oct. 16, 1978	Denver Broncos	Mile High	L	7-16	L	@ TB
Dec. 4, 1978	San Diego Chargers	Jack Murphy	L	7-40	W	GB
Oct. 6, 1980	Tampa Bay Buccaneers	SOLDIER FIELD	W	23-0	L	@ MIN
Nov. 3, 1980	Cleveland Browns	Cleveland	L	21-27	W	WAS
Sept. 28, 1981	Los Angeles Rams	SOLDIER FIELD	L	7-24	W	@ MIN
Oct. 19, 1981	Detroit Lions	Silverdome	L	17-48	W+	SD
Dec. 3, 1984	San Diego Chargers	Jack Murphy	L	7-20	L	GB
Oct. 21, 1985	Green Bay Packers	SOLDIER FIELD	W	23-7	W	MIN
Dec. 2, 1985	Miami Dolphins	Orange Bowl	L	24-38	W	IND
Sept. 22, 1986	Green Bay Packers	Lambeau Field	W	25-12	W	@ CIN
Nov. 3, 1986	Los Angeles Rams	SOLDIER FIELD	L	17-20	W	@ TB
Dec. 15, 1986	Detroit Lions	Silverdome	W	16-13	W	@ DAL
Sept. 14, 1987	New York Giants	SOLDIER FIELD	W	34-19	W	TB
Nov. 16, 1987	Denver Broncos	Mile High	L	29-31	W	DET
Dec. 14, 1987	San Francisco 49ers	Candlestick	L	0-41	L	@ SEA
Oct. 24, 1988	San Francisco 49ers	SOLDIER FIELD	W	10-9	L	@ NE
Dec. 5, 1988	Los Angeles Rams	Anaheim	L	3-20	W	DET
Dec. 19, 1988	Minnesota Vikings	Metrodome	L	27-28	end of season	
Oct. 2, 1989	Philadelphia Eagles	SOLDIER FIELD	W	27-13	L	@ TB
Oct. 23, 1989	Cleveland Browns	Cleveland	L	7-27	W	LA Rams
Sept. 23, 1991	New York Jets	SOLDIER FIELD	W+	19-13	L	@ BUF
Nov. 11, 1991	Minnesota Vikings	Metrodome	W	34-17	W	@ IND
Dec. 23, 1991	San Francisco 49ers	Candlestick	L	14-52	end of season	
Sept. 21, 1992	New York Giants	SOLDIER FIELD	L	14-27	W	ATL
Nov. 2, 1992	Minnesota Vikings	SOLDIER FIELD	L	10-38	L+	CIN
Dec. 7, 1992	Houston Oilers	Astrodome	L	7-24	W	PIT
Oct. 25, 1993	Minnesota Vikings	SOLDIER FIELD	L	12-19	L	@ GB
Sept. 12, 1994	Philadelphia Eagles	Veterans Stadium	L	22-30	L	MIN
Oct. 31, 1994	Green Bay Packers	SOLDIER FIELD	L	6-33	W	@ TB
Sept. 11, 1995	Green Bay Packers	SOLDIER FIELD	L	24-27	W	@ TB
Oct. 30, 1995	Minnesota Vikings	Metrodome	W	14-6	L+	PIT
Dec. 4, 1995	Detroit Lions	Silverdome	L	7-27	L	@ CIN
Sept. 2, 1996	Dallas Cowboys	SOLDIER FIELD	W	22-6	L	@ WAS
Oct. 28, 1996	Minnesota Vikings	Metrodome	W	15-13	W	TB
Sept. 1, 1997	Green Bay Packers	Lambeau Field	L	24-38	L	MIN
Oct. 27, 1997	Miami Dolphins	Pro Player Stadium	W+	36-33	L	WAS
Oct. 7, 2002	Green Bay Packers	Memorial Stadium*	L	21-34	L+	@ DET
Nov. 18, 2002	St. Louis Rams	Edward Jones Dome	L	16-21	W	DET
Dec. 9, 2002	Miami Dolphins	Pro Player Stadium	L	9-27	W	NYJ
Sept. 29, 2003	Green Bay Packers	SOLDIER FIELD	L	23-38	W	OAK
Oct. 16, 2006	Arizona Cardinals	U. of Phoenix Stad.	W	24-23	W	SF
Dec. 11, 2006	St. Louis Rams	Edward Jones Dome	W	42-27	W+	TB
Dec. 17, 2007	Minnesota Vikings	Metrodome	L	13-20	W	GB
Dec. 22, 2008	Green Bay Packers	SOLDIER FIELD	W+	20-17	L	@ HOU
Dec. 28, 2009	Minnesota Vikings	SOLDIER FIELD	W+	36-30	L	@ DET
Sept. 27, 2010	Green Bay Packers	SOLDIER FIELD	W	20-17	L	@ NYG



CHICAGO BEARS SUNDAY NIGHT FOOTBALL RESULTS

Date	Opponent	Site	W/L	Score	Following Week	
Dec. 20, 2010	Minnesota Vikings	TCF Bank Stadium	W	40-14	W	NYJ
Oct. 10, 2011	Detroit Lions	Ford Field	L		W	MIN
Nov. 7, 2011	Philadelphia Eagles	Lincoln Financial Field	W		W	DET

+ Overtime; *Champaign, IL

Overall Record on Monday Night Football: 23-34 (Home: 13-11, Road: 10-23)

Record the week following MNF: 30-25

At home following MNF home game: 4-3; following MNF road game: 17-7

On the road following MNF home game: 6-11; following MNF road game: 3-4

- The Bears-Dolphins game on December 2, 1985 remains the highest rated Monday Night Football game in NFL history drawing a 29.6 rating and 46.0 share.
- The Bears 57 Monday night appearances from 1970-2011 rank ninth in the NFL, behind Miami (78), Dallas (73), San Francisco (66), Oakland (63), Denver (63), Pittsburgh (62), Washington (60) and Green Bay (58).

BEARS ON SUNDAY NIGHT FOOTBALL

Date	Opponent	Site	W/L	Score	Following Week	
12/6/1987	Minnesota Vikings	Metrodome	W	30-24	L	@ SF
12/3/1989	Minnesota Vikings	Metrodome	L	16-27	L	DET
12/16/1990	Detroit Lions	Silverdome	L	21-38	W	TB
11/8/1992	Cincinnati Bengals	SOLDIER FIELD	L+	28-31	L	@ TB
11/14/1993	San Diego Chargers	Qualcomm Stadium	W	16-13	W	@ KC
9/25/1994	New York Jets (TNT)	Meadowlands	W	19-7	W	BUF
10/5/1997	New Orleans (TNT)	SOLDIER FIELD	L	17-20	L	GB
12/14/1997	St. Louis Rams	Trans World Dome	W	13-10	L	@ TB
11/15/1998	Detroit Lions	Silverdome	L	3-26	L	@ ATL
12/6/1998	Minnesota Vikings	Metrodome	L	22-48	L	@ GB
10/15/2000	Minnesota Vikings	SOLDIER FIELD	L	16-28	L	@ PHI
12/3/2000	Green Bay Packers	SOLDIER FIELD	L	6-28	W	NE
11/25/2001	Minnesota Vikings	Metrodome	W	13-6	W	DET
12/29/2002	Tampa Bay Buccaneers	Memorial Stadium*	L	0-15	end of season	
9/14/2003	Minnesota Vikings	Metrodome	L	13-24	L	@ GB
10/31/2004	San Francisco 49ers	SOLDIER FIELD	W	23-13	W	@ NYG
12/18/2005	Atlanta Falcons	SOLDIER FIELD	W	16-3	W	@ GB
10/1/2006	Seattle Seahawks	SOLDIER FIELD	W	37-6	W	BUF
11/12/2006	New York Giants	Giants Stadium	W	38-20	W	@ NYJ
12/31/2006	Green Bay Packers	SOLDIER FIELD	L	7-26	end of season	
9/23/2007	Dallas Cowboys	SOLDIER FIELD	L	34-10	L	@ DET
10/7/2007	Green Bay Packers	Lambeau Field	W	27-20	L	MIN
9/7/2008	Indianapolis Colts	Lucas Oil Field	W	29-13	L	@ CAR
9/28/2008	Philadelphia Eagles	SOLDIER FIELD	W	24-20	W	@ DET
11/30/2008	Minnesota Vikings	Metrodome	L	14-34	W	JAX
9/13/2009	Green Bay Packers	Lambeau Field	L	15-21	W	PIT
10/18/2009	Atlanta Falcons	Georgia Dome	L	14-21	L	@ CIN
11/22/2009	Philadelphia Eagles	SOLDIER FIELD	L	20-24	L	@ MIN
10/3/2010	New York Giants	New Meadowlands	L	3-17	W	@ CAR
10/16/2011	Minnesota Vikings	Soldier Field	W	39-10	W	@ TB
12/25/2011	Green Bay Packers	Lambeau Field	L	35-21	W	@ MIN

+ Overtime; *Champaign, IL

Overall Record on Sunday night football: 13-18 (Home: 5-8, Road: 8-10)

Record the week following SNF: 15-14

At home following SNF home game: 2-1; following SNF road game: 5-2

On the road following SNF home game: 4-4; following SNF road game: 4-7

On two occasions, the Bears ended the regular season with a Sunday night game (2002, 2006).

BEARS ON THANKSGIVING DAY

Date	Opponent	Score	Date	Opponent	Score
11/25/1920	@ Chicago Tigers	6-0	11/26/1936	@ Detroit Lions	7-13
11/24/1921	vs. Buffalo All-Americans	6-7	11/25/1937	@ Detroit Lions	13-0
11/30/1922	@ Chicago Cardinals	0-6	11/24/1938	@ Detroit Lions	7-14
11/29/1923	vs. Chicago Cardinals	3-0	11/27/1947	@ Detroit Lions	34-14
11/27/1924	@ Chicago Cardinals	21-0	11/24/1949	@ Detroit Lions	28-7
11/26/1925	vs. Chicago Cardinals	0-0	11/27/1952	@ Dallas Texans*	23-27
11/25/1926	vs. Chicago Cardinals	0-0	11/26/1964	@ Detroit Lions	27-24
11/24/1927	vs. Chicago Cardinals	0-3	11/24/1977	@ Detroit Lions	31-14
11/29/1928	vs. Chicago Cardinals	34-0	11/22/1979	@ Detroit Lions	9-20
11/28/1929	@ Chicago Cardinals	6-40	11/27/1980 +	@ Detroit Lions	23-17
11/27/1930	vs. Chicago Cardinals	6-0	11/26/1981	@ Dallas Cowboys	9-10
11/26/1931	vs. Chicago Cardinals	18-7	11/28/1991	@ Detroit Lions	6-16
11/24/1932	vs. Chicago Cardinals	34-0	11/25/1993	@ Detroit Lions	10-6
11/30/1933	vs. Chicago Cardinals	22-6	11/27/1997	@ Detroit Lions	20-55
11/29/1934	@ Detroit Lions	19-16	11/25/1999	@ Detroit Lions	17-21
11/28/1935	@ Detroit Lions	2-14	11/25/2004	@ Dallas Cowboys	7-21

* Akron, Ohio; + Overtime

Overall Record on Thanksgiving: 16-14-2 (Home: 6-2-2, Road: 10-12-0)

vs. Detroit: 8-7-0; vs. Dallas 0-3-0; vs. Chicago Cardinals 7-3-2

vs. Chicago Tigers: 1-0-0; vs. Buffalo All-Americans 0-1-0

BEARS ON THURSDAY NIGHT FOOTBALL

Date	Opponent	Site	W/L	Score	Following Week	
9/19/1985	Minnesota Vikings	Metrodome	W	33-24	W	WAS
10/17/1991	Green Bay Packers	Lambeau Field	W	10-0	W	@ NO
12/1/1994	Minnesota Vikings	Metrodome	L	23-33	L	@ GB
12/6/2007	Washington Redskins	FedEx Field	L	16-24	L	@ MIN
12/11/2008	New Orleans Saints	SOLDIER FIELD	W+	27-24	W+	GB
11/12/2009	San Francisco 49ers	3COM Park	L	6-10	L	PHI
11/18/2010	Miami Dolphins	Sun Life Stadium	W	16-0	W	PHI

Overall Record on Thursday night football: 4-3 (Home: 1-0, Road: 3-3)

Record the week following TNF: 4-3

At home following TNF home game: 1-0; following TNF road game: 2-1

On the road following SNF home game: 0-0; following SNF road game: 1-2

BEARS ON CHRISTMAS DAY

Date	Opponent	Score	Date	Opponent	Score
12/25/2005	@ Green Bay	24-17	12/25/2011	@ Green Bay	21-35

Overall Record on Christmas Day: 1-1-0 (Home: 0-0-0, Road: 1-1-0)

BEARS ON NEW YEAR'S DAY

Date	Opponent	Score	Date	Opponent	Score
1/1/1995	@ Minnesota*	35-18	1/1/2012	@ Minnesota	17-13
1/1/2006	@ Minnesota	10-34			

* Playoff game

Overall Record on New Year's Day: 2-1-0 (Home: 0-0-0, Road: 2-1-0)



CHICAGO BEARS OVERTIME RESULTS

BEARS IN OVERTIME

Since overtime was adopted in 1974, the Bears have played in 38 extra periods (39 including a playoff win at home versus Seattle) – which ranks third behind Denver (42) and Arizona (39). Chicago's 22 overtime wins is tied for most in the NFC with Arizona and Washington (37 overtime games), three behind Denver's NFL leading 25 OT wins.

Date	Coin flip winner	Site	Opponent	Score	Elapsed
Oct. 16, 1977	CHICAGO	Minnesota	Minnesota Vikings	L 16-22	6:45
Dec. 18, 1977	NY Giants	New York	New York Giants	W 12-9	14:51
Oct. 1, 1978	CHICAGO	CHICAGO	Oakland Raiders	L 19-25	5:19
Sept. 7, 1980	CHICAGO	Green Bay	Green Bay Packers	L 6-12	6:00
Nov. 27, 1980	CHICAGO	Detroit	Detroit Lions	W 23-17	0:21
Dec. 14, 1980	Cincinnati	CHICAGO	Cincinnati Bengals	L 14-17	4:23
Oct. 25, 1981	CHICAGO	CHICAGO	San Diego Chargers	W 20-17	9:30
Nov. 8, 1981	CHICAGO	Kansas City	Kansas City Chiefs	W 16-13	13:07
Jan. 2, 1983	CHICAGO	Tampa Bay	Tampa Bay Buccaneers	L 23-26	3:14
Sept. 18, 1983	CHICAGO	New Orleans	New Orleans Saints	L 31-34	10:57
Sept. 25, 1983	Baltimore	Baltimore	Baltimore Colts	L 19-22	4:51
Sept. 14, 1986	Philadelphia	CHICAGO	Philadelphia Eagles	W 13-10	5:56
Nov. 30, 1986	CHICAGO	CHICAGO	Pittsburgh Steelers	W 13-10	3:55
Nov. 18, 1990	Denver	Denver	Denver Broncos	W 16-13	13:14
Dec. 2, 1990	CHICAGO	CHICAGO	Detroit Lions	W 23-17	10:57
Sept. 23, 1991	NY Jets	CHICAGO	New York Jets	W 19-13	14:42
Nov. 24, 1991	Miami	CHICAGO	Miami Dolphins	L 13-16	4:11
Nov. 8, 1992	CHICAGO	CHICAGO	Cincinnati Bengals	L 28-31	8:39
Nov. 27, 1994	Arizona	Arizona	Arizona Cardinals	W 19-16	8:11
Dec. 1, 1994	CHICAGO	Minnesota	Minnesota Vikings	L 27-33	5:46
Nov. 5, 1995	CHICAGO	CHICAGO	Pittsburgh Steelers	L 34-37	8:19
Oct. 27, 1997	Miami	Miami	Miami Dolphins	W 36-33	9:25
Nov. 14, 1999	Minnesota	CHICAGO	Minnesota Vikings	L 24-27	3:56
Nov. 21, 1999	CHICAGO	San Diego	San Diego Chargers	W 23-20	4:58
Oct. 28, 2001	San Francisco	CHICAGO	San Francisco 49ers	W 37-31	0:16 *
Nov. 4, 2001	CHICAGO	CHICAGO	Cleveland Browns	W 27-21	2:50
Sept. 29, 2002	CHICAGO	Buffalo	Buffalo Bills	L 27-33	1:58
Oct. 20, 2002	Detroit	Detroit	Detroit Lions	L 20-23	4:48
Nov. 24, 2002	Detroit	CHAMPAIGN	Detroit Lions	W 20-17	6:02
Nov. 14, 2004	CHICAGO	Tennessee	Tennessee Titans	W 19-17	3:17 **
Oct. 30, 2005	Detroit	Detroit	Detroit Lions	W 19-13	6:17
Dec. 17, 2006	Tampa Bay	CHICAGO	Tampa Bay Buccaneers	W 34-31	11:19
Jan. 14, 2007	Seattle	CHICAGO	Seattle Seahawks	W 27-24	4:53 #
Nov. 25, 2007	CHICAGO	CHICAGO	Denver Broncos	W 37-34	4:41
Sept. 21, 2008	Tampa Bay	CHICAGO	Tampa Bay Buccaneers	L 24-27	10:39
Dec. 11, 2008	CHICAGO	CHICAGO	New Orleans	W 27-24	2:46
Dec. 22, 2008	CHICAGO	CHICAGO	Green Bay Packers	W 20-17	3:32
Dec. 28, 2009	CHICAGO	CHICAGO	Minnesota Vikings	W 36-30	5:45
Dec. 11, 2011	CHICAGO	Denver	Denver Broncos	L 13-10	6:20

23-16 overall: 14-7 at home; 9-9 on the road.

Includes one playoff win.

***NFL record for shortest OT, since eclipsed when Jets beat Buffalo 37-31 with 14 seconds elapsed on 9/8/2002.**

****Only the second overtime game to end with a safety. The other was Minnesota vs. the L.A. Rams on 11/5/1989.**

BEARS FIRST-TEAM ALL-PROS

1931 - Harold "Red" Grange (B)	1950 - Dick Barwegan (G) George Connor (T) Johnny Lujack (B)	1972 - Dick Butkus (LB)
1932 - Jules "Zuck" Carlson (G) Luke Johnsos (E) Bronko Nagurski (B)	1951 - Dick Barwegan (G) George Connor (T)	1976 - Wally Chambers (DT) Walter Payton (RB)
1933 - Bill Hewitt (E) Joe Kopcha (G) Bronko Nagurski (B)	1952 - George Connor (T)	1977 - Walter Payton (RB)
1934 - Beattie Feathers (B) Bill Hewitt (E) Joe Kopcha (G) Bronko Nagurski (B)	1953 - George Connor (T)	1980 - Walter Payton (RB)
1935 - William Karr (E) Joe Kopcha (G) George Musso (T)	1955 - Bill George (G) Harlon Hill (E) Stan Jones (G) Bill Wightkin (T)	1981 - Gary Fencik (S)
1937 - George Musso (T) Joe Stydahar (T)	1956 - Rick Casares (FB) Bill George (NG) Harlon Hill (LE) Stan Jones (LG) Larry Strickland (C)	1984 - Dan Hampton (DT) Walter Payton (RB) Mike Singletary (LB)
1938 - Dan Fortman (G) Joe Stydahar (T)	1957 - Bill George (NG)	1985 - Jimbo Covert (T) Richard Dent (DE) Steve McMichael (DT) Walter Payton (RB) Mike Singletary (LB)
1939 - Dan Fortman (G) Bill Osmanski (B) Joe Stydahar (T)	1958 - Bill George (NG)	1986 - Jimbo Covert (T) Wilbur Marshall (OLB) Mike Singletary (ILB)
1940 - Dan Fortman (G) Joe Stydahar (T)	1959 - Stan Jones (RG) Bill George (NG)	1987 - Steve McMichael (DT) Mike Singletary (ILB)
1941 - Dan Fortman (G) Sid Luckman (B) George McAfee (B) Bulldog Turner (C)	1960 - Bill George (LB)	1988 - Jay Hilgenberg (C) Mike Singletary (ILB)
1942 - Lee Artoe (T) Gary Famiglietti (B) Dan Fortman (G) Sid Luckman (B) Bulldog Turner (C)	1961 - Bill George (LB)	1989 - Jay Hilgenberg (C) Mike Singletary (ILB)
1943 - Harry Clark (B) Dan Fortman (G) Sid Luckman (B) Bulldog Turner (C)	1963 - Doug Arkins (DE) Mike Ditka (E) Joe Fortunato (LB) Bill George (LB) Richie Petitbon (S) Roosevelt Taylor (S)	1991 - Mike Singletary (ILB)
1944 - Sid Luckman (B) Bulldog Turner (C)	1964 - Mike Ditka (E) Joe Fortunato (LB) Johnny Morris (FL)	1999 - Glyn Milburn (KR)
1946 - Bulldog Turner (C)	1965 - Dick Butkus (LB) Joe Fortunato (LB) Gale Sayers (RB)	2001 - Mike Brown (S) Brian Urlacher (ILB) Ted Washington (DT)
1947 - Sid Luckman (B) Bulldog Turner (C)	1966 - Gale Sayers (RB)	2002 - Brian Urlacher (ILB)
1948 - Bulldog Turner (C)	1967 - Gale Sayers (RB)	2005 - Lance Briggs (OLB) Brian Urlacher (ILB)
	1968 - Dick Butkus (LB) Gale Sayers (RB)	2006 - Robbie Gould (K) Devin Hester (KR) Olin Kreutz (C) Brian Urlacher (ILB)
	1969 - Dick Butkus (LB) Gale Sayers (RB)	2007 - Devin Hester (KR)
	1970 - Dick Butkus (LB) Dick Gordon (WR)	2010 - Devin Hester (PR) Julius Peppers (DE)



CHICAGO BEARS FIRST-TEAM ALL PROS

BEARS IN THE PRO BOWL

1/14/51	Dick Barwegan, G (1) Ray Bray, G (1) George Connor, T/LB (1) Fred Davis, T (1) Johnny Lujack, QB (1) Ed Sprinkle, DE (1) Bulldog Turner, C/LB (1)	1/12/58	Doug Atkins, DE (1) Rick Casares, RB (3) Bill George, LB (4) Kline Gilbert, T (1) Stan Jones, G (3)	1/15/66	Doug Atkins, DE (8) Dick Butkus, LB (1) Mike Ditka, TE (5) Joe Fortunato, LB (5) Gale Sayers, RB (1)
1/12/52	Dick Barwegan, G (2) Ray Bray, G (2) George Connor, T/LB (2) John Dotley, RB (1) Johnny Lujack, QB (2) Ed Sprinkle, DE (2) Bulldog Turner, C/LB (2)	1/11/59	Doug Atkins, DE (2) Rick Casares, RB (4) Joe Fortunato, LB (1) Willie Galimore, RB (1) Bill George, LB (5) Stan Jones, G (4) Fred Williams, DT (3)	1/22/67	Dick Butkus, LB (2) Richie Petitbon, DB (3) Gale Sayers,* RB (2)
1/10/53	Dick Barwegan, G (3) George Connor, T/LB (3) Gene Schroeder, E (1) Ed Sprinkle, DE (3) Fred Williams, DT (1)	1/17/60	Doug Atkins, DE (3) Erich Barnes, DB (1) Rick Casares, RB (5) Bill George, LB (6) Stan Jones, G (5) Fred Williams, DT (4)	1/21/68	Dick Butkus, LB (3) Gale Sayers,* RB (3) Richie Petitbon, DB (4)
1/17/54	George Connor, T/LB (4) Jack Hoffman, E (1) Don Kindt, HB (1) Fred Williams, DT (2)	1/15/61	Doug Atkins, DE (4) Bill George, LB (7) Stan Jones, G (6) Johnny Morris, FL (1)	1/19/69	Dick Butkus, LB (4) Gale Sayers,* RB (4) Roosevelt Taylor, DB (2)
1/16/55	Bill Bishop, T (1) Bill George, LB (1) Harlon Hill, WR (1) Ed Sprinkle, DE (4)	1/14/62	Doug Atkins, DE (5) Mike Ditka, TE (1) Bill George, LB (8) Stan Jones, G (7)	1/18/70	Dick Butkus, LB (5) Gale Sayers,* RB (5)
1/15/56	Ed Brown, QB (1) Rick Casares, RB (1) Bill George, LB (2) Harlon Hill, WR (2) Jack Hoffman, E (2) Stan Jones, G (1) Bill Wightkin, T (1)	1/13/63	Doug Atkins, DE (6) Mike Ditka, TE (2) Joe Fortunato, LB (2) Richie Petitbon, DB (1)	1/24/71	Dick Butkus, LB (6) Dick Gordon,* WR (1) Bobby Joe Green, P (1) Cecil Turner, KR (1)
1/13/57	Ed Brown, QB (2) JC Caroline, HB (1) Rick Casares, RB (2) Bill George, LB (3) Harlon Hill, WR (3) Stan Jones, G (2) McNeil Moore, HB (1) Larry Strickland, C (1)	1/12/64	Doug Atkins, DE (7) Mike Ditka, TE (3) Joe Fortunato, LB (3) Joe Marconi, RB (1) Richie Petitbon, DB (2) Mike Pyle, C (1) Roosevelt Taylor, DB (1) Bill Wade, QB (1)	1/23/72	Dick Butkus, LB (7) Dick Gordon, WR (2)
		1/10/65	Mike Ditka, TE (4) Joe Fortunato, LB (4) Johnny Morris,* FL (2)	1/21/73	Dick Butkus, LB (8) Ron Smith, KR (1)
				1/20/74	Wally Chambers, DT (1)
				1/20/75	None
				1/26/76	Wally Chambers, DT (2)
				1/17/77	Wally Chambers, DT (3) Walter Payton, RB (1)
				1/23/78	Allan Ellis, CB (1) Walter Payton,* RB (2)
				1/29/79	Walter Payton, RB (3)
				1/27/80	Walter Payton, RB (4)
				2/1/81	Gary Fencik, S (1) Dan Hampton, DE (1) Walter Payton, RB (5)

PRO BOWLERS

1/31/82	Gary Fencik, S (2)	2/7/88	Dave Duerson, S (3) Jay Hilgenberg, C (3) Wilber Marshall, LB (2) Steve McMichael, DT (2) Mike Singletary, LB (5)	2/6/94	Mark Carrier, S (3) Richard Dent, DE (4) Donnell Woolford, CB (1)
2/6/83	Dan Hampton, DT (2)			2/5/95	None
1/29/84	Walter Payton, RB (6) Mike Singletary, LB (1)	1/29/89	Neal Anderson, RB (1) Mark Bortz, G (1) Dave Duerson, S (4) Jay Hilgenberg, C (4) Mike Singletary, LB (6)	2/4/96	None
1/27/85	Todd Bell, S (1) Richard Dent, DE (1) Dan Hampton, DT (3) Walter Payton, RB (7) Mike Singletary, LB (2)	2/4/90	Neal Anderson,* RB (2) Jay Hilgenberg, C (5) Mike Singletary, LB (7)	2/2/97	None
2/2/86	Jim Covert, T (1) Richard Dent, DE (2) Dave Duerson, S (1) Dan Hampton, DE (4) Jay Hilgenberg, C (1) Jim McMahon, QB (1) Walter Payton, RB (8) Mike Singletary, LB (3) Otis Wilson, LB (1)	2/3/91	Neal Anderson,* RB (3) Mark Bortz,* G (2) Mark Carrier, S (1) Richard Dent, DE (3) Jay Hilgenberg, C (6) Mike Singletary, LB (8)	2/1/98	None
2/1/87	Jim Covert, T (2) Dave Duerson, S (2) Wilber Marshall, LB (1) Steve McMichael, DT (1) Jay Hilgenberg, C (2) Walter Payton, RB (9) Mike Singletary, LB (4)	2/2/92	Neal Anderson,* RB (4) Mark Carrier, S (2) Shaun Gayle, S (1) Jay Hilgenberg, C (7) Mike Singletary, LB (9)	2/7/99	None
		2/7/93	Mike Singletary, LB (10)	2/6/00	Glyn Milburn, KR (1, 2)
				2/4/01	Brian Urlacher, LB (1)
				2/9/02	Olin Kreutz, C (1) Brian Urlacher, LB (2) Ted Washington, DT (1, 4) Larry Whigham, S (1, 2) James Williams, OT (1)
				2/2/03	Marty Booker, WR (1) Olin Kreutz, C (2) Brian Urlacher, LB (3)
				2/8/04	Jerry Azumah, KR (1) Olin Kreutz,* C (3) Brian Urlacher, LB (4)

NFC CENTRAL ALL-TIME STANDINGS

(from 1967-2001)

	Overall record				Since 1977			
	W	L	T	Pct	W	L	T	Pct
Minnesota	310	215	5	.590	212	177	1	.545
Division Titles: 1968, 69, 70, 71, 73, 74, 75, 76, 77, 78, 80, 89, 92, 94, 98, 2000								
Green Bay	259	261	10	.498	196	190	4	.508
Division Titles: 1967, 72, 95, 96, 97								
BEARS	258	270	2	.489	209	181	0	.536
Division Titles: 1984, 85, 86, 87, 88, 90, 2001								
Detroit	235	286	9	.452	166	223	1	.427
Division Titles: 1983, 91, 93								
Tampa Bay	148	241	1	.381	148	241	1	.381
Division Titles: 1979, 81, 99								

- There was no division winner in 1982 due to the players' strike. The top eight teams from each conference advanced to the post-season. Green Bay advanced with a 5-3-1 record.
- Tampa Bay joined the NFL as an expansion franchise in 1976 and was placed in the AFC West with the understanding that they would switch to the NFC Central in 1977.



BEARS IN THE PRO BOWL

2/13/05 Olin Kreutz,* C (4)

2/12/06 Lance Briggs, LB (1)
 Mike Brown,* S (1)
 Tommie Harris, DT (1)
 Olin Kreutz,* C (5)
 Brian Urlacher,* LB (5)
 Nathan Vasher, CB (1)

2/10/07 Brendon Ayanbadejo, ST (1)
 Lance Briggs,* LB (2)
 Robbie Gould, PK (1)
 Tommie Harris,* DT (2)
 Devin Hester, KR (1)
 Olin Kreutz,* C (6)
 Brian Urlacher,* LB (6)
 Ruben Brown, G (1, 9)

2/10/08 Brendon Ayanbadejo, ST (2)
 Lance Briggs,* LB (3)
 Tommie Harris,* DT (3)
 Devin Hester, KR (2)

2/8/09 Lance Briggs, LB (4)

1/31/10 Lance Briggs,* LB (5)
 Johnny Knox, KR (1)

1/30/11 Lance Briggs,* LB (6)
 Devin Hester, KR (3)
 Julius Peppers, DE (1, 6)
 Brian Urlacher,* LB (7)

2/5/12 Lance Briggs,* LB (7)
 Matt Forté, RB (1)
 Corey Graham, ST (1)
 Julius Peppers, DE (2, 7)
 Charles Tillman, CB (1)
 Brian Urlacher,* LB (8)

* Did not play due to injury; † Denotes game's outstanding player; () Number in parentheses indicates Pro Bowl appearances. If multiple numbers are listed, Bears total listed first followed by total appearances





CHICAGO BEARS
**ADDITIONAL
INFORMATION**



Bears President & CEO Ted Phillips led the franchise to one of the team's greatest off-field achievements with the construction of the lakefront improvement plan which included the new football stadium within the confines of historic Soldier Field. The Bears are entering their ninth season in the new stadium, playing the inaugural campaign in 2003. The aggressive construction schedule lasted just 20 months-from the Bears last home game of the 2001 season (vs. PHI, Jan. 19, 2002) until re-opening against Green Bay on Sept. 29, 2003. The project earned many honors for design excellence and was named Midwest Construction magazine's overall Project of the Year in 2003.

- November, 2000-Bears President and CEO Ted Phillips and his team of experts answer questions and concerns of the Illinois General Assembly at the State Capitol. After three days of gathering support, the Illinois House and Senate passed Bill 1284 on Nov. 30, 2000, authorizing the Illinois Sports Facilities Authority to issue approximately \$406 million in bonds to help finance the \$630 million project.

The debt service on the bonds were paid from the surplus and projected growth of the existing two percent Chicago local hotel tax plus a local distributive tax and state hotel tax subsidy. The remaining \$200 million was contributed by the Chicago Bears, including a \$100 million loan from the National Football League.

- Nov. 15, 2000-The City of Chicago's Lakefront Improvement Plan was announced publicly by Mayor Richard M. Daley.

The project replaced parking lots with 17 acres of new parkland, built an underground parking structure to serve the Museum Campus and Soldier Field, created easier access to the Museum Campus and added other amenities giving Chicagoans and tourists the ability to enjoy the lakefront year-round.

- Jan. 5, 2001-Governor George Ryan signed House Bill 1284, designed to help fund a new stadium and enhance Chicago's lakefront.

The following is a number of facts concerning different elements of the Soldier Field project and the Lakefront Initiative:

LAKEFRONT IMPROVEMENTS

The project created approximately 17 acres of additional waterfront parkland for public enjoyment. This green space was programmed for year-round public uses such as a sledding hill, winter garden, a terraced park, an area for outdoor museum exhibits and other features.

The year-round parking facility created 2,500 new underground parking spaces immediately adjacent to the Field Museum and Shedd Aquarium and 3,100 outdoor spaces between the stadium and McCormick Place to ensure Chicago's great tailgating tradition continues.

SOLDIER FIELD IMPROVEMENTS

The stadium features increased sideline seating from 40% of seats to over 60%, an increased number of new and improved restrooms (over 1,000 restroom fixtures) plus more variety and access at over 350 concession points of sale, three-level United Club lounge, a Bears Ring of Honor throughout the mezzanine level, a Bears Den gallery depicting historical events from Soldier Field's past and a bas-relief of George Halas.

SOLDIER FIELD

Above and beyond the Bears games, the new Soldier Field is capable of hosting an increasing number of athletic events, prime concerts, and large civic, cultural and educational gatherings. The unique design allows for easy stage setup and take down, along with a field that can accommodate international soccer events.

FUNDING THE LAKEFRONT IMPROVEMENT PLAN

The Bears made a \$224 million contribution to this project, pay annual rent of \$5.7 million and accepted the cost overrun risks on the project. The entire cost of the Lakefront Project (\$630 million) was raised without asking for taxpayers' money. The plan was supported through a local City of Chicago hotel tax which is already in existence. There was no extension or increase of any taxes and the hotel tax was principally paid by visitors and tourists.

PRESERVING HISTORY

The historic colonnades and historic South Wall remained untouched as the new stadium was built within the existing exterior of Soldier Field. The Memorial Water Wall honors all soldiers who have served in the United States Armed Forces. The Wall serves as an educational piece for families and visitors of the museum campus. A Doughboy statue was erected at the entrance of Gate O and the south concourse features a Medal of Honor tribute.

The Chicago Bears would like to thank our Hall of Fame Partners for their efforts toward making the fan experience exciting for all:




The official bank of the Bears.





CHICAGO BEARS SOLDIER FIELD



Following 31 seasons of football along the shores of Lake Michigan (pictured, left), the Bears took a brief one-year hiatus from Soldier Field in 2002, playing home games at Memorial Stadium in Champaign so construction of the new Soldier Field (right) could be completed. The first game in the new stadium was Sept. 29, 2003 against division rival Green Bay. The Bears first season at the old venue was in 1971 after spending 50 seasons at Wrigley Field. Soldier Field was opened in 1924 as a 45,000-seat Municipal Grant Park Stadium. The first football game played on its field was November 22, 1924, as a capacity crowd watched Notre Dame edge Northwestern, 13-6.

It hosted the first boxing event which drew a gate of over \$2.5 million (Dempsey-Tunney, 1927), the first ski meet held in a stadium, and the all-time largest football crowd (123,000). The largest crowd for any event in Soldier Field was 260,000 on Sept. 8, 1954, for the Catholic Church's Marian Year Tribute.

The 100,000-seat stadium was dedicated November 27, 1926, with Army battling Navy to a 21-21 tie. The all-time collegiate attendance record of 123,000 plus was established Nov. 26, 1927 as Notre Dame beat Southern Cal 7-6. In the first professional game at the then-mammoth stadium, the Bears defeated the Chicago Cardinals 10-0 on November 11, 1926.

Plans for the stadium started in 1919 as a memorial to the soldiers of WWI. Soldier Field stood on 10,000 pile foundations driving an average depth of 62.5 feet through fill that replaced the lake waters. The new stadium continues to be owned, maintained and operated by the Chicago Park District.

Other stadium notes since the Bears moved to Soldier Field:

- 1971 – September 19, Chicago defeats the Pittsburgh Steelers 17-15 before capacity crowd of 55,701 in the Bears' first game since moving from Wrigley.
- 1979 – The stadium undergoes major reconstruction and renovation prior to the season including new lighting, playing surface, and locker rooms; rebuilding of seating area (new chairbacks, armrests, seats); and improvement of sightlines.
- 1982 – Additional rebuilding of seating areas was completed as well as new concourses with more restrooms and concession areas. A new press box, 60 deluxe skyboxes, and a new scoreboard were also built. Capacity is increased to 66,030.
- 1988 – Surface was changed from artificial turf to natural grass, and 56 skyboxes were added along south rim (increasing the total to 116). Capacity is increased to 66,946.
- 1992 – Four seats are added increasing the capacity to 66,950.
- 1994 – The Park District spends millions to refurbish the stadium for the World Cup soccer tournament. Capacity is reduced by six to 66,944.
- 2000 – Mayor Daley announces Lakefront Redevelopment Project (11/15).
- 2001 – Project receives state and city approval.
- 2002 – Demolition begins on stadium immediately following playoff game (1/19).
- 2003 – Bears return to Soldier Field with Monday night re-opening on September 29 against Green Bay. Capacity is set at 61,500, over 5,000 fewer seats than the old stadium and the second smallest venue in the NFL.

Located on the west side of the stadium on the street-level main concourse, the bas-relief sculpture marks the gateway for a stadium visitor's trip through the history of the Chicago Bears.

Pure and simple, he loved this game that was as uncluttered and uncompromising as he was. Its requirements were courage, endurance, self-discipline and a competitive spirit. These were his prerequisites, too.

His teams played the game the same way he did—tough, aggressive and smart.

Often graced by a running back of exceptional ability, the Bears were always marked by a punishing defense that never stopped coming at you.

George Halas was a founder of the NFL and a pioneer of the Chicago Bears. His devotion to both over the decades helped them grow to prominence.

We will always remember his energy, his joy in competing, and his passion for his beloved Bears and Bear fans.

bas-relief inscription

The bas-relief is a time-line describing George Halas' contribution to the world of football and the history of the Chicago Bears.

Hall of Famers date back from the 1920's when George Halas founded the Chicago Bears, and represent different decades of team history.

The tremendous energy and influence of the two large George Halas reliefs tells the story and balances all of the action. George S. Halas is without doubt the overriding presence in the sculpture.

The laser-etched imagery shows the team in the 1920's - also Halas and his team celebrating a 1940's win against the Washington Redskins, fan images from Wrigley Field, a photo of Halas with George Jr. and Paddy Driscoll, and a fan grouping from the 1980's. Integrated in the composition is the famous "T" formation that George Halas invented.



TRIBUTE TO GEORGE S. HALAS AND THE LEGACY OF THE CHICAGO BEARS

Sculpted by Julie Rotblatt-Amrany

Timeless Creations, Inc. in conjunction with Portraits/Chicago Inc.

- Specs: 26 1/2 feet high x 15 3/8 feet wide
- Approx. 11,500 pounds
- White Bronze on black absolute granite with laser-etched imagery
- George Halas = 8 feet high

- Bust of George Halas = 6 feet high
- Eight Hall of Fame players range 3 - 6 feet high
- Players are: Mike Singletary, Walter Payton, Dick Butkus, Gale Sayers, Bill George, Sid Luckman, Bronko Nagurski and Red Grange



THE BEARS DEN

Located on the lower concourse of the west grandstands, the Bears Den offers a dramatic, visual walk through Chicago Bears history.

THE DOUGHBOY STATUE

Just inside Gate 0 in the Grand Concourse stands the restored Doughboy Statue. Originally installed in Chicago's Garfield Park in the early 1930s, four decades later it was damaged, debased, but not forgotten. Chicago sculpture conservator Andrzej Dajnowski meticulously recast the missing parts and refurbished the entire statue and base to its original condition and it joins the other memorials to the American fighting men and women at Soldier Field.



Chicago Bears Hall of Fame greets are honored on the mezzanine level Ring of Honor. The 26 Chicago Bears enshrined in the Pro Football Hall of Fame in Canton, Ohio, are the most of any team in the NFL.



THE MEMORIAL WATER WALL

The Memorial Water Wall, a 280-foot long wall of polished green granite with eight medallions honoring the different branches of the armed services, flanks the walkway that leads into the north entrance of the stadium. A veil of water continuously flows over the sculptured memorial.



STADIUM & PARKING MAPS

What time do the parking facilities and stadium gates open?

Parking facilities surrounding the stadium open four hours prior to kickoff. Gates open two hours before kickoff.

Where is Will Call located?

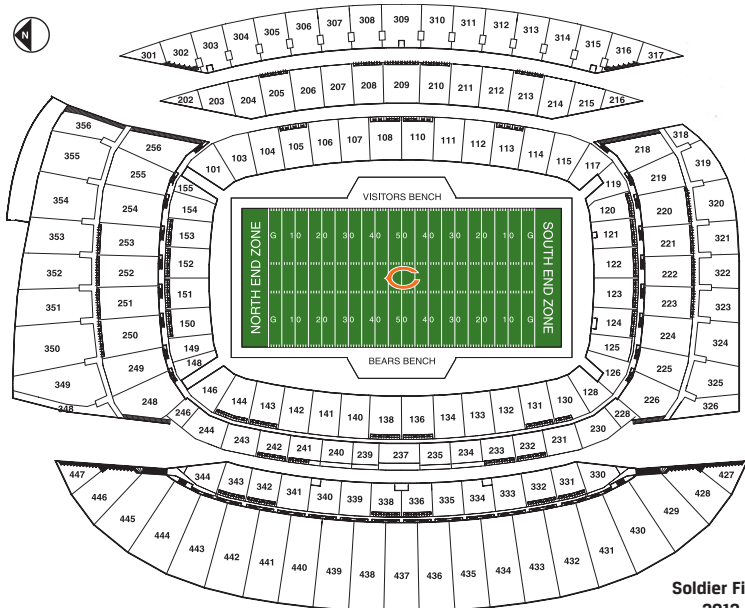
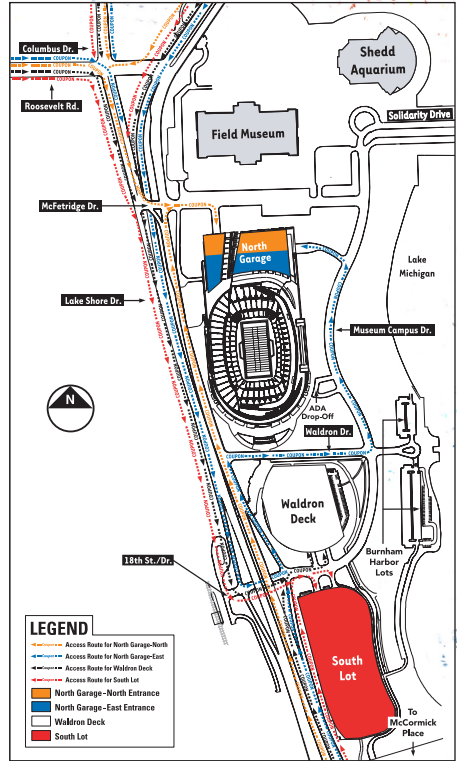
Outside Gate 10 at the southeast corner of the stadium

WALKING DIRECTIONS FROM PRESS BOX TO LOCKER ROOM

Take elevator to concourse level. Take left out of elevator and through Field Access door. Take a right at the bottom of steps and follow corridor to west side of the stadium. From field, exit stadium at North west entrance. Turn left into interior corridor. Postgame interview room is fourth room on left. Locker room is first door on the left. Visiting locker room is at the northeast corner of the stadium.

WALKING DIRECTIONS FROM PRESS BOX TO STADIUM EXIT

Take elevator to concourse level. Exit through Press Entrance at Gate 14.



**Soldier Field
2012**



The Chicago Bears moved into Halas Hall at Conway Park on March 3, 1997. The 38-acre complex is located in Lake Forest off of Route 60 just east of the Tri-State Tollway, approximately four miles from the former Halas Hall. The building is dedicated to Bears' founder, president and coach George Halas. The original Halas Hall, on the Lake Forest College campus, was dedicated by coach Halas in the name of his son, Mugs, in 1979.

The complex includes a 100,000-square foot office building, indoor practice facility and 2 1/2 outdoor practice fields, surrounded by a jogging path. One of the two 100-yard outdoor fields is equipped with 14 miles of underground heating tubes, enabling the grass to remain soft and growing into early winter, as well as five miles of drain tubing that can capture and disperse nine inches of rainfall per hour and 2.5 miles of cooling pipes for the grass roots.

The main building is almost two football fields long and 100 feet wide. The old Halas Hall had 32,000 square feet of space, while the new building has 100,000. In fact, the entire former Halas Hall would fit into the basement of the new building. Furthermore, the old locker room was 1,400 square feet, while the new one is about 3,000, has 62 lockers with room to quickly expand to 100, and four natural light wells. The weight room—perhaps the most spectacular aesthetic area of the complex—is 7,000 square feet, almost four times the size of the 1,800 square foot workout area at the old building. The glass wall on the east side of the weight room is 28 feet high, perfect for viewing the white-tailed deer on their evening romps across the complex grounds. A two-lane lap pool is behind the weight room and its sixty-foot lanes have built-in resistance currents. The training room is five times the size of its predecessor and boasts a doctor's office, x-ray facility, medical records storeroom, casting room, whirlpool, cold-dip plunge, steam room and sauna. The football needs are met with eight classrooms, two large meeting rooms/classrooms, and a 150-seat auditorium capable of hosting seminars, television productions and press conferences.

ED McCASKEY MEMORIAL GARDEN AND THE WALTER PAYTON CENTER

The team's indoor practice facility, the Walter Payton Center, was renovated during the summer of 2005 while construction of the Ed McCaskey Memorial Garden was completed in June, 2005.

The Walter Payton Center is a rigid structure, opposed to the inflated "bubble" the team used from 1990-96, and includes a full 100-yard field. The structure is 85 feet high, 200 feet wide and 400 feet long. The renovation included removal of the existing fabric roof and cladding on the outside of the building, replacement of the end walls and installation of a new, state-of-the-art synthetic turf and two-lane running track. A new heating and de-humidification system was also installed.

Located south of Halas Hall, the Ed McCaskey Memorial Garden is a beautifully landscaped, clover-leaf shaped garden bordered by a 30" stone seat wall and piers. A winding gravel road from Halas Hall leads to the opening of the garden where a variety of trees, shrubs and perennials have been planted.



Walter Payton Center



Ed McCaskey Memorial Garden

In memory of Brian Piccolo, each season since 1970 a Bears rookie has been honored with the Brian Piccolo Award. In 1992, the award was expanded to include a veteran as well. The Piccolo Award is a special honor voted on by Bears players only, who select a teammate they feel best exemplifies the courage, loyalty, teamwork, dedication and sense of humor of the late Brian Piccolo.

In all, 57 different Bears have won the award including Matt Forte (2008), Devin Hester (2006), Johnny Knox (2009), Stephen Paea (2011), Nick Roach (2011), Charles Tillman (2003, 2008), Brian Urlacher (2000, 2007) and J'Marcus Webb (2010).

Brian Piccolo signed with the Bears as a free agent out of Wake Forest in 1965-the same year Hall of Famer Gale Sayers was drafted. The two became roommates, and Piccolo's support of Sayers through a devastating knee injury, as well as Sayers' devotion when Piccolo was stricken with cancer in 1969, became the stuff of legend. Piccolo was in his fourth season when a chest x-ray revealed a malignancy. Several months later on June 16, 1970, he died at age 26 from embryonal cell carcinoma.

Following his death, the Brian Piccolo Cancer Research Fund was established and proceeds were sent to the Sloan-Kettering Cancer Center in New York for research on embryonal cell carcinoma. At the time Piccolo died, the disease was 100% fatal, but today the cure rate is more than 50%.

With that victory, proceeds from the Brian Piccolo Cancer Research Fund now benefits breast cancer research at Rush Medical Center and provides support to the Clearbrook Center for the developmentally disabled in Arlington Heights.

Since turning its attention to the fight against breast cancer, the Brian Piccolo Cancer Research Fund, as well as all those who have generously joined in its efforts, has raised over \$8 million for research since 1991. The fund remains active and welcomes the interest of contributions of others who share its commitment to breast cancer research and to the memory of Brian Piccolo.



ALL-TIME PICCOLO AWARD WINNERS

1970 - Glen Golloway (G)	1991 - Chris Zorich (DT)	2001 - James Williams (T), Anthony Thomas (RB)
1971 - Jerry Moore (S)	1992 - Mike Singletary (LB), Troy Auzenne (T)	2002 - Phillip Daniels (DE), Alex Brown (DE)
1972 - Jim Osborne (DT)	1993 - Tom Waddle (WR), Myron Baker (LB), Todd Perry (T)	2003 - Olin Kreutz (C), Charles Tillman (CB)
1973 - Wally Chambers (DT)	1994 - Shaun Gayle (S), Raymont Harris (RB)	2004 - Olin Kreutz (C), Tommie Harris (DT)
1974 - Fred Pagac (TE)	1995 - Erik Kramer (QB), Rashaan Salaam (RB)	2005 - John Tait (T), Chris Harris (S)
1975 - Roland Harper (RB)	1996 - Chris Zorich (DT), Bobby Engram (WR)	2006 - Olin Kreutz (C), Devin Hester (PR/KR)
1976 - Brian Baschnagel (WR)	1997 - Ryan Wetnight (TE), John Allred (TE), Van Hiles (S)	2007 - Brian Urlacher (LB), Greg Olsen (TE)
1977 - Ted Albrecht (T)	1998 - Bobby Engram (WR), Tony Parrish (S)	2008 - Charles Tillman (CB), Matt Forte (RB)
1978 - John Skibinski (RB)	1999 - Marcus Robinson (WR), Jerry Azumah (DB)	2009 - Olin Kreutz (C), Johnny Knox (WR/KR)
1979 - Dan Hampton (DE)	2000 - Clyde Simmons (DE), Brian Urlacher (LB)	2010 - Anthony Adams (DT), J'Marcus Webb (T)
1980 - Bob Fisher (TE)		2011 - Nick Roach (LB), Stephen Paea (DT)
1981 - Mike Singletary (LB)		
1982 - Jim McMahon (QB)		
1983 - Jim Covert (T)		
1984 - Shaun Gayle (DB)		
1985 - Kevin Butler (K)		
1986 - Neal Anderson (RB)		
1987 - Ron Morris (WR)		
1988 - James Thornton (TE), Mickey Pruitt (LB)		
1989 - Trace Armstrong (DE)		
1990 - Mark Carrier (S)		



CHICAGO BEARS STALEY



STALEY

- Staley performs at over 300 events throughout the Chicagoland area each year. These include both paid appearances and community outreach-based events.
- Staley's appearance range is generally an 80-mile radius of Chicago, but exceptions can be made on an individual basis.
- Staley has performed both private and public appearances throughout the United States and abroad, including Super Bowls, Pro Bowls and Hong Kong's Chinese New Year Parade.

GENERAL APPEARANCES:

- BIRTHDAY PARTIES
- CHARITY EVENTS
- SPECIAL EVENTS (Parades, Corporate functions, Weddings, etc.)
- STALEY'S DANCE EXPRESS
- MASCOT TRAINING and CLINICS

SCHOOL SHOWS:

BEAR DOWN ON BULLIES

The all-new "Bear Down on Bullies" assembly discusses 5 types of bullies (big-mouth bully, hands-on bully, butt-out bully, cyber-bully, all-around bully), and proper ways for your students to deal with bullying. Staley shares his own experiences with his very own bully, Fluffy. A strong emphasis is placed on a team concept approach to school, and how your students can help foster a positive learning environment. Additionally, each school will receive a player-autographed "Bear Down on Bullies" banner to display.

FIRST AND GOAL SHOW: HOW TO SCORE A TOUCHDOWN FOR A HEALTHY LIFE

Performed in front of over 30,000 students a year, The Chicago Bears are proud to present the most informative, hands-on, educational school assembly in the NFL! First and Goal was created by Staley to educate today's youth about the benefits of living a healthy life. Staley and his MC will jumpstart your child's desire to begin living a smarter and healthier life by combining education, comedy and super-cool prizes into this high-energy show!

TACKLE READING:

"Tackle Reading" was created by Staley to promote his love and enthusiasm towards reading and learning. Now in its fourth year, Staley is inviting all elementary-aged students to participate in this fun-filled incentive-based program. Staley is challenging all students to take his "Tackle Reading Challenge" for a chance to win an ultimate Bears experience at Halas Hall.

ALL SCHOOL PEP RALLIES

Motivating students to excel in their studies can sometimes prove challenging. Staley has developed an assortment of assemblies designed to encourage students to give it their best. Staley will also work with school administrators to develop an interactive, high-energy, 45-minute show customized toward your school's specific needs. Assembly topics include: Staley's Back To School "Kick Off", "How to Handle That ISAT", and general field day/school picnic appearances.

EVENTS

Run with Staley

A one-mile children's race, held annually at Bears Training Camp in Bourbonnais, IL, on the campus of Olivet Nazarene University. Race participants receive a t-shirt and medal of participation. They are also treated to lunch and a First and Goal Show upon completion of the race. A 100-yard dash is provided for younger race participants.

STALEY da BEAR

DRAFTED: 1st Round, Chicago Bears, 8/6/03

ABOUT STALEY:

Staley is responsible for entertaining Bears fans young and old. Staley loves to "bust-a-move" and shake what his mama gave him. He is highly skilled with a fishing pole, enjoys playing the drums, and exercising regularly. Staley is best friends with Pooh, Smokey, and Yogi. His former girlfriend is Britney Spears.

For additional information or questions, contact Chicago Bears mascot coordinator Scott Adams at (312) 739-5385 or via email scott.adams@bears.nfl.net.



4th Phase:

The first phase provides the offense. The second phase brings the defense. The third phase is truly "special." But the Fourth Phase makes it all matter.

Bears Fans are the 4th Phase and they provide the inspiration for everything the organization does, on and off the field. They motivate and inspire. They strongly express their opinions. They bring the noise to the city on Bears Sundays. In the stadium, at home or in a packed bar, cheering along with millions of others. They are the lifeblood of the Chicago Bears.

When the opponent steps onto the field, they don't just face a team. They face a city.

Wins are celebrated – losses, agonized. But *always* as one team.

FOURTH PHASE CAPTAINS

4th Phase Captains:

The following is a complete list of Fourth Phase captains and Bears player(s) who represented the team on that particular game day. The name listed just below the date and game was the 4th Phase Captain with the player(s) listed second.

9/21/08 vs. TB

Benny Ruiz
Brian Urlacher

9/28/08 vs. PHI

Araceli Dominguez
Devin Hester

10/19/08 vs. MIN

Jerry Kroll
Alex Brown

11/2/08 vs. DET

Pat Raddatz
Garrett Wolfe

11/9/08 vs. TEN

Staff Sgt Frankie Contreras
Matt Forte

12/7/08 vs. JAX

Inez Hanan
Tommie Harris

12/11/08 vs. NO

Gale Sayers
Matt Forte

12/22/08 vs. GB

Santos Chavez Jr.
Lance Briggs

9/20/09 vs. PIT

Fred Scott
Adewale Ogundeyo

10/4/09 vs. DET

Debbie Oleson
Greg Olsen

11/1/09 vs. CLE

Jarrett & Britney Payton
Matt Forte

11/8/09 vs. ARZ

Sgt. Mano Kachatorian
Charles Tillman

11/22/09 vs. PHI

Chris Chelios
Lance Briggs

12/6/09 vs. STL

Duke Dawson
Robbie Gould

12/13/09 vs. GB

Shu Katahira
Jay Cutler

12/28/09 vs. MIN

Angela Pasyk
Alex Brown

9/12/10 vs. DET

Jonathan Toews
Jay Cutler

9/27/10 vs. GB

Brian Luckman & Tony
Nagurski
Brian Urlacher

10/17/10 vs. SEA

Mary DeBuck
Daniele Manning

10/24/10 vs. WAS

Richard Dent
Julius Peppers

11/14/10 vs. MIN

Staff Sgt Ronald Widerberg
Matt Forte

11/28/10 vs. PHI

Common
Charles Tillman

12/12/10 vs. NE

Staff Sgt Salvatore Giunta
Olin Kreutz

12/26/10 vs. NYJ

Tammy Wells
Israel Idonije

1/16/11 vs. SEA

Johnny Morris
Johnny Knox

12/23/11 vs. GB

Vince Vaughn
Brian Urlacher

8/13/11 vs. BUF

Jeffrey Foszcz
Kellen Davis

9/1/11 vs. CLE

John Brown
Nick Roach

9/11/11 vs. ATL

Art Noonan
Charles Tillman

9/25/11 vs. GB

Richard Dent
Devin Hester

10/2/11 vs. CAR

Deverly Gavin
Corey Graham

10/16/11 vs. MIN

Jennifer Hack
Lance Briggs

11/13/11 vs. DET

Sgt Major John Starbody
Offensive Line

11/20/11 vs. SD

Michael Ortman
Tim Jennings

12/4/11 vs. KC

Will Hogan
Matt Forte

12/18/11 vs. SEA

John Ivlow
Defensive Line



CHICAGO BEARS TRAINING CAMP

The Bears summer training camp home is Olivet Nazarene University in Bourbonnais, Ill., located approximately 60 miles south of Chicago. The Bears have held training camp at ONU each year since 2002, following 18 years at the University of Wisconsin-Platteville. ONU's campus provides the Bears with five practice fields (including Ward Field, the school's football stadium), air-conditioned locker rooms and dining facility, a weight room, meeting rooms, dorms for players, staff and media.

INFO: General Camp: 815/928-5821
Media Relations: 815/928-5868
Administration: 815/928-5822
PR Fax: 815/928-5498

Chicago Bears
c/o Olivet Nazarene
One University Avenue
Bourbonnais, Ill. 60914

DATES: Practices begin Thursday, July 26. The Bears will be in Bourbonnais through Friday, August 17, with the exception for preseason travel, August 9, traveling to Chicago for a preseason game against the Denver Broncos.

PRACTICES: Practice times are subject to change, but tentatively begin one of three times each day, 2 p.m., 2:30 p.m. or 7 p.m. Each practice is approximately three hours long on the Olivet Nazarene campus and are open to the public free of charge.

MEDIA: Credentials are required to cover practices and press conferences. They can be obtained in the Tigers Den located in the Leslie Parrott Convocation Athletic Center. The media work room, equipped with phones, is also located in the Tigers Den.

TRAINING CAMP HISTORY:

2002-	Olivet Nazarene University, Bourbonnais, Illinois
1984-2001	University of Wisconsin-Platteville, Wisconsin
1975-83	Lake Forest College, Lake Forest, Illinois
1944-74	St. Joseph's College, Rensselaer, Indiana
1935-43	St. John's Military Academy, Delafield, Wisconsin
1934	Lane Tech High School, Chicago, Illinois
1933	University of Notre Dame, South Bend, Indiana

DIRECTIONS TO BOURBONNAIS FROM CHICAGO: (approximately 60 miles)

- Take I-90/94 South to I-57. Take I-57 South to Bradley/Bourbonnais Exit 315. Follow the exit ramp as it curves to the right onto Rt. 50 South. Turn right onto Armour Road. At the second traffic light, turn left onto Convent St., which is also Rt. 45/52. There is also a Speedway gas station on corner. Follow the curves past the side entrance to campus on the left and continue to the main entrance that is lined with 10 flags.

DIRECTIONS FROM LAKE FOREST:

- Take the Tri-State Tollway South/East (I-294) to 159th Street. Proceed two miles to I-57 South. Take I-57 South for 30 miles to Bradley/Bourbonnais Exit 315. Proceed as directed above.

ABOUT OLIVET NAZARENE:

Founded in 1907, Olivet Nazarene University is a private, Christian, liberal arts university -- a service of the Church of the Nazarene, theologically grounded in the Wesleyan tradition. Of the 20,000 Olivet alumni across the country and around the world, approximately 6,000 live in Northeast Illinois and Northwest Indiana. About 3,300 students (1,900 undergraduates) from 40 states and 15 countries attend the University. ONU fields 18 intercollegiate athletic teams for men and women. The Tigers are members of the National Association of Intercollegiate Athletics (NAIA, Division I), National Christian College Athletic Association (NCCAA, Division I) and Chicagoland Collegiate Athletic Conference (CCAC).

MEDIA INFORMATION

CREDENTIALS: Media representatives who have not been issued season press credentials should request single game credentials by no later than Monday the week of the game by emailing Jim Christman, Media Services Manager, at jim.christman@bears.nfl.net. Credentials will be left at the PRESS WILL CALL window located on the southeast side of Soldier Field, located outside of Gate 10. PRESS WILL CALL opens three hours before kickoff. Press entry into Soldier Field is on the south east side of the stadium, Gate 14. The press elevator is located across the concourse. Guests are NOT permitted in the press box and credentials are limited to working press only.

PRESS BOX/PRESS GATE: The 200-seat press box is located on Suite Level A in the southeast corner of the stadium. Entrance to the Press Box is at Gate 14 and is only accessible to persons holding a working press credential.

PHOTOGRAPHERS: Sideline credentials for field photographers are issued by the Bears media relations department. Freelance photographers who are not on specific assignment by a recognized sports or news publication will not be credentialed due to space limitations. Sideline credentials must be reserved by Monday before the game and can be picked up at PRESS WILL CALL.

PARKING: Media parking is limited at Soldier Field. Please provide shipping information a FedEx number and, if available, parking will be sent for no later than a Friday arrival.

SATELLITE TRUCK PARKING: Television stations seeking parking for satellite trucks on the day of Bears games should contact Michael Ortman, Director of Operations Soldier Field at mortman@soldierfield.net or at 312/235-7153.

TELEPHONES: The Bears provide a limited number of co-op credit card phones for copy transmission. To order phone lines in the Soldier Field Press Box fax: SMG at 312/235-7030.

TO SOLDIER FIELD FROM O'HARE AIRPORT: Take Kennedy Expressway (I-94) to Congress Street. Exit east (left) to Columbus Drive. Go south (right) on Columbus until it feeds into Lake Shore Drive South. Soldier Field will be on the left. Entrance to parking is at south end of field (Waldron Drive).

BEARS MEDIA RELATIONS TELEPHONE NUMBERS:

Office: (847) 295-6600	Office Extension
Jim Christman, Media Relations Manager	(847) 739-5221
Mike Corbo, Media Relations Coordinator	(847) 739-5224
Sharon Lehner, Corporate Communications Assistant	(847) 739-5222

BEARS 2012 ROAD HEADQUARTERS

N.Y. Giants (preseason)	Westin Jersey City	201-626-2900
Cleveland (preseason)	Marriott Downtown at Key Center	216-696-9200
Green Bay	Radisson Paper Valley	920-733-8000
Dallas	Hilton DFW Lakes.....	817-481-8444
Jacksonville.....	Hyatt Regency Jacksonville Riverfront.....	904-588-1234
Tennessee	Renaissance Nashville.....	615-255-8400
San Francisco.....	Hyatt Regency San Francisco Airport.....	650-347-1234
Minnesota.....	Radisson Plaza Hotel Minneapolis.....	612-339-4900
Arizona.....	The Ritz-Carlton Phoenix.....	602-468-0700
Detroit.....	The Henry Hotel	313-441-2000



Jeff Joniak (standing, right) is in his 12th season as play-by-play voice of the Bears while Tom Thayer (seated) is a 16-year Bears radio veteran.

Joniak has hosted Chicago Bears game day broadcasts since 1997 and serves as WBBM Newsradio 780's director of sports operations while maintaining his afternoon drive-time sports anchor shifts. Throughout the year, Joniak serves as master of ceremonies for many different events related to his work with the Bears including the National Football Foundation Scholarship Awards ceremony, the Ed Block Courage Award ceremony and the annual Bears Care Gala. Before tackling Halas Hall, Joniak co-hosted the gameday broadcasts for the Chicago Bulls during their championship years from 1991 to 1996. For the gripping coverage of the death of Walter Payton, Joniak and his staff won a prestigious Peter Lisagor Award. He also won two Lisagor awards for his coverage of the NFL Draft, AP awards for his sportscasts and Bears pre-game features.

TOM THAYER: Originally a Bears' fourth-round draft pick in 1983 after an All-America career at Notre Dame, Tom Thayer played for three seasons with the USFL's Chicago Blitz and Arizona Wranglers before joining the Bears. One of the team's strongest players, Thayer earned his starting role at right guard four games into the 1985 season and eventually compiled consecutive game and consecutive start streaks that led the Bears during the late 1980s. Thayer left the Bears in 1992 after a distinguished eight-year career at offensive guard. He retired in 1993 after one season with the Miami Dolphins. Before joining the Bears radio team in 1997, Thayer worked for two years as a Bears analyst on WFLD-TV's pro football programming. A former all-state lineman at Joliet Catholic High, Thayer resides in Chicago.

Additionally, Joniak hosts "The Bears Insider" radio show on WBBM with Bears head coach Lovie Smith each Monday night during the season. On game days, Joniak and Bears analyst Tom Thayer co-host Bears produced television shows, "Bears Game Day Live" and "Bears Game Night Live".

WBBM 780-AM

For the 12th consecutive season Chicago Bears broadcasts will be heard on WBBM Newsradio 780. Jeff Joniak enters his 12th season as the play-by-play voice of the Bears and 16th year as one of the hosts of the Bears pregame show which starts three hours prior to kickoff. Former Bear Tom Thayer, a 16-year Bears radio veteran, adds color commentary and insight. The postgame show from the locker room features exclusive analysis from head coach Lovie Smith and key players from the game. Bears fans can also find special insight and analysis of the Bears at www.bears780.com.

The Bears radio staff earned 2007 and 2012 Peter Lisagor Awards and the *Associated Press* Award for "Best Sports Reporting" (for coverage of Super Bowl XLI), the Silver Dome Award for "Best Play-by-Play" in 2006 and a 2007 and 2012 regional RTNDA Edward R. Murrow Award for the Bears Radio pre-game feature "Joniak's Journal".

JEFF JONIAK: One of the more energetic and exciting voices of the National Football League, Jeff Joniak enters his 12th season behind the microphone as the play-by-play voice of the Chicago Bears.

Joniak's passion for the game and for the Bears is linked to a 28-year

The Bears Radio Network consists of at least 24 stations across Illinois and the Midwest.

The following affiliates are included (as of May 9, 2012):

KBOB-FM	Davenport, IA.....	104.9FM	WJBC-AM	Bloomington, IL	1230AM
KCPS-AM	Burlington, IA.....	1150AM	WJBC-FM	Pontiac, IL	93.7FM
WASK-AM	Lafayette, IN	1450AM	WLBK-AM	DeKalb, IL	1360AM
WAWC-FM	Warsaw, IN	103.5FM	WLQI-FM	Rensselaer, IN	97.7FM
WBIG-AM	Aurora, IL	1280AM	WLSR-FM	Galesburg, IL	92.7FM
WCFF-FM	Danville, IL	92.5FM	WRBR-FM	South Bend, IN	103.9FM
WDBQ-AM	Dubuque, IA	1490AM	WRHL-AM	Rochelle, IL	1060AM
WDZ-AM	Decatur, IL	1050AM	WVIL-FM	Virginia, IL	101.3FM
WFMB-AM	Springfield, IL	1450AM	WVLI-FM	Kankakee, IL	95.1FM
WFML-FM	Vincennes, IN	96.7FM	WXRX-FM	Rockford, IL	104.9FM
WGLO-FM	Peoria, IL	95.5FM			
WIVR-FM	Watseka, IL	101.7FM			

**THIS PRESEASON,
GET ALL OF THE
MOST ACCURATE,
UP-TO-DATE
CHICAGO BEARS
INFORMATION
AVAILABLE...
DELIVERED THE
WAY YOU WANT.**



**DOWNLOAD THE CHICAGO BEARS
OFFICIAL MOBILE APP TO KEEP TRACK
OF THE TEAM WHILE ON THE GO.**



- Latest news direct to you
- Exclusive videos
- Team stats
- Game Center



Text **BEARS** to **51288** or scan the QR code to download to your
Android, iPhone, iPod Touch or Blackberry device.

**THE BEARS' TWO TWITTER ACCOUNTS ALLOW FANS
TO RECEIVE FOOTBALL NEWS THE WAY THEY WANT:**



@ChicagoBears for official team news as it happens

@ChiBearsPromos for player appearances, contests, event info and more

CHICAGOBears.COM



CHICAGO BEARS PROGRAMMING

CHICAGO BEARS NETWORK

The Chicago Bears Network produces and distributes a broad range of television shows, radio shows, digital media and video-on-demand designed to give inside access to the team. The Chicago Bears Network's local partners include FOX Chicago, WBBM radio, Comcast SportsNet Chicago, Comcast Video-On-Demand and WSCR radio.



PRESEASON TELEVISION

Brought to you by NorthShore University HealthSystem

The Chicago Bears Network will produce three preseason games in 2012 airing locally on FOX Chicago and throughout the Midwest on the Chicago Bears network of stations.



brought to you by



Preseason Television Network

WFLD-Chicago (Flagship)
KFXA-Cedar Rapids/Waterloo/Iowa City/Dubuque, IA
WIFR-Rockford
KLJB-Davenport, IA, Rock Island/Moline, IL
WMBD-Peoria/Bloomington, IL
WSBT-South Bend/Elkhart, IN
WRSP & WCCU-Champaign/Springfield/Decatur, IL

Preseason Schedule

August 9	vs. Denver Broncos	7:30 pm	FOX Chicago	Chicago Bears Network
August 18	vs. Washington Redskins	7:00 pm	FOX Chicago	Chicago Bears Network
August 30	at Cleveland Browns	6:30 pm	FOX Chicago	Chicago Bears Network

MULTIMEDIA

The Bears Zone

Video-On-Demand on Comcast



Chicago Bears Network on ChicagoBears.com



WEEKLY RADIO SHOWS

Bears Insider

Brought to you by McDonald's

Mondays 7:00 pm

WBBM Newsradio 780AM and 105.9FM



brought to you by



Bears All Access

Brought to you by Sports Authority

Thursdays 6:00 pm

WSCR The Score 670AM



brought to you by



WEEKLY TELEVISION SHOWS

BEARS GAMEDAY LIVE

Brought to you by Subway

Sundays 10:30 am

FOX Chicago



Sunday Morning FOX Lineup

10:00 am FOX Kickoff Sunday

10:30 am Bears Gameday Live

11:00 am FOX NFL Sunday



BEARS GAMENIGHT LIVE

Brought to you by Toyota

Sundays 10:35 pm

FOX Chicago



UNITED BEARS RECAP

Brought to you by United Airlines

Mondays 4:30 pm

Comcast SportsNet Chicago



BEARS HUDDLE

Brought to you by Jimmy John's

Wednesdays 4:30 pm

Comcast SportsNet Chicago



BEARS BLITZ

Brought to you by Jimmy John's

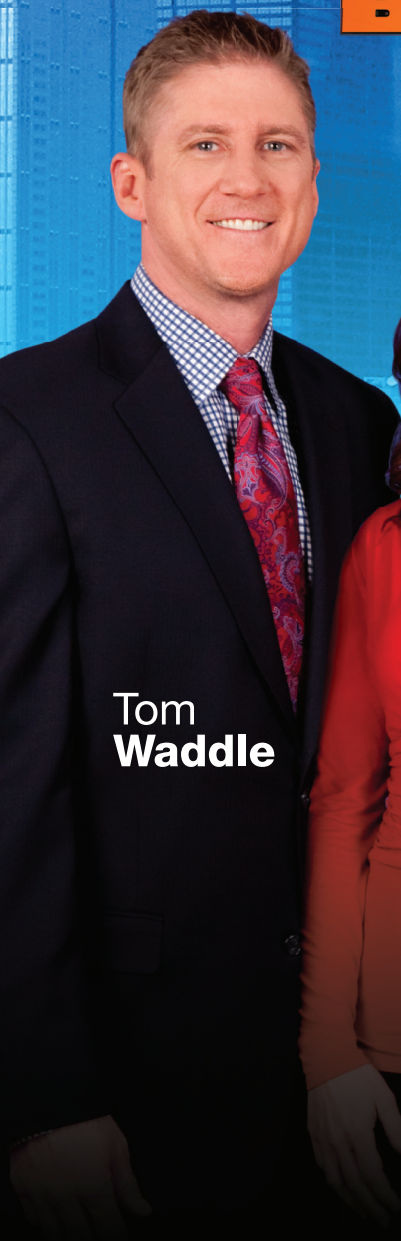
Thursdays 4:30 pm

Comcast SportsNet Chicago



FOX CHICAGO

HOME OF THE
BEARS



Tom
Waddle



Dionne
Miller



Lou
Canellis





B E A R S C A R E

BEARS CARE

About Bears Care

Bears Care, the charitable beneficiary of the Chicago Bears, conducts and partners in a variety of fundraising events throughout the year as part of its commitment to improving the lives of those in our community. Bears Care impacts thousands of Chicago area individuals and families annually, with grants to qualifying agencies that serve those in need. With the generous participation of Chicago Bears' players and staff, area businesses and organizations, as well as individual donors, Bears Care is able to bring together human and financial resources to help tackle the needs of Chicago.

BEARS CARE IN THE COMMUNITY



2012 Bears Care Gala



Back to School Fair



Bear Appetit



Midtown 5K Walk & Run



Youth Football - "Take the Field"



Real Bears Fans Wear Pink



Community Fund Raiser - Alliant Credit Union



Community Fund Raiser - Heineman Middle School

Bears Care's mission is to support targeted programs in the areas of education, youth athletics, and medical research and health awareness programs focused on breast and ovarian cancer. For additional information on Bears Care programs and upcoming events, or if you wish to make a donation, e-mail bears.care@bears.nfl.net.



CHICAGO BEARS IN THE COMMUNITY



presented by
CHASE

The Chicago Bears Football Club is dedicated to making a difference in our community. Our organization inspires positive change and enriches the lives of others through outreach programs, initiatives and partnerships. We are proud to give back to the community that has supported us since 1920.

The Chicago Bears implement and support numerous community programs, which focus primarily on the areas of education, youth fitness, health and wellness, youth football, volunteerism and military. These initiatives provide essential support to schools, youth organizations, charities and community groups throughout the Chicago area.

EDUCATION

The Chicago Bears support thousands of students each year through our annual education programs. This support is provided through internal initiatives that the Bears develop and make available to schools or through strategic partnerships with community and business partners. The Bears organization and our players devote significant time and resources to developing and supporting these programs with the goal of creating a positive effect and lasting impact for the schools and students who participate in them.



VOLUNTEERISM

Hands-on volunteerism is one of the most fulfilling and rewarding ways to give back to the community. The Chicago Bears understand the importance of finding the time to actively make a difference in the lives of people who are most in need. We implement and support a wide variety of programs that encourage Bears players, coaches, staff and fans to join together to help deserving individuals, children and families throughout Chicagoland.



NFL PLAY 60

NFL PLAY 60 is the National Football League's campaign to encourage kids to be active for 60 minutes a day in order to help reverse the trend of childhood obesity. The Chicago Bears support and promote the PLAY 60 message through a variety of fitness programs and initiatives. We continuously encourage kids to "Get Up and Play, 60 Minutes a Day!"



YOUTH FOOTBALL

The Chicago Bears have always taken an active role in offering and supporting a variety of youth football programs and opportunities throughout Chicagoland. We also host several events that bring youth football coaches and leaders together to share ideas and promote safety and awareness that will help build a healthy and strong foundation for youth football players. Through our camps, tackle and flag leagues and skill development clinics, our goal remains the same – to teach and encourage children to play the great game of football.



BEARS CAMPS

Chicago Bears Youth Football Camps are the official youth camps of the Chicago Bears. Children between the ages of 6-14 learn to run, throw, catch, defend, form block, form tackle and explode out of a stance with proper technique and improved speed. These week-long camps feature safe, non-contact football instruction and athletic development as well as instruction about good nutrition, proper hydration, and rest and recovery. For more information about our youth camps, please visit www.BearsCamps.com or call (312) 226-7776.



MILITARY

The Chicago Bears are dedicated to supporting the men and women in the United States Military, and our ties date back to when our founder, George S. Halas, served in the U.S. Navy during both World War I and World War II. We are proud to continue this tradition through numerous programs and initiatives that provide support and show our sincere gratitude to those who serve our country and protect our freedom. We also honor the history and heritage of Soldier Field, which is a memorial to all the men and women who have served our country.



ANN & ROBERT H. LURIE CHILDREN'S HOSPITAL OF CHICAGO

The Chicago Bears are proud to support Ann & Robert H. Lurie Children's Hospital of Chicago with a \$1 million donation for the hospital's Chicago Bears Gym. This gym will serve as a tremendous resource to the hospital's young patients as they participate in physical and occupational therapy and work to build their strength and dexterity. Representatives of the Bears organization will periodically visit the new Chicago Bears Gym to brighten the spirits of the children and offer encouragement as they work through their exercises.



For more information about Bears community programs, please visit us at www.ChicagoBears.com/community.

Visit the Chicago Bears "Kid Zone" at www.ChicagoBears.com/KidZone for health and fitness tips, games, contests and other fun Bears activities for kids.

COMMUNITY RELATIONS CONTACT INFORMATION

Caroline Schrenker

Director

(847) 739-5364

Caroline.Schrenker@bears.nfl.net

Jessica Kies

Manager

(847) 739-5308

Jessica.Kies@bears.nfl.net

Kate Rackow

Coordinator

(847) 739-5343

Kate.Rackow@bears.nfl.net

Matt Simeone

Coordinator

(847) 739-5418

Matt.Simeone@bears.nfl.net



NFL PUBLIC RELATIONS DIRECTORY

National Football League	280 Park Avenue, New York, NY 10017	(212) 450-2000
Pro Football Hall of Fame	2121 George Halas Dr. NW, Canton, OH 44708	(330) 456-8207
Elias Sports Bureau	500 Fifth Avenue, New York, NY 10036	(212) 869-1530

Team	PR Contact	Phone Number
Arizona Cardinals	Mark Dalton	(602) 379-0101
Atlanta Falcons	Reggie Roberts	(770) 965-3115
Baltimore Ravens	Kevin Byrne	(410) 701-4000
Buffalo Bills	Scott Berchtold	(716) 648-1800
Carolina Panthers	Charlie Dayton	(704) 358-7000
Chicago Bears	Jim Christman	(847) 295-9657
Cincinnati Bengals	Jack Brennan	(513) 621-3550
Cleveland Browns	Neal Gulkis	(216) 891-5000
Dallas Cowboys	Rich Dalrymple	(972) 556-9900
Denver Broncos	Patrick Smyth	(303) 649-9000
Detroit Lions	Matt Barnhart	(313) 216-4000
Green Bay Packers	Jason Wahlers	(920) 496-5700
Houston Texans	Kevin Cooper	(832) 667-2000
Indianapolis Colts	Avis Roper	(317) 297-2658
Jacksonville Jaguars	Dan Edwards	(904) 633-6000
Kansas City Chiefs	Ted Crews	(816) 920-9300
Miami Dolphins	Harvey Greene	(954) 452-7000
Minnesota Vikings	Bob Hagen	(952) 828-6500
New England Patriots	Stacey James	(508) 543-8200
New Orleans Saints	Greg Bense	(504) 731-1799
New York Giants	Pat Hanlon	(201) 935-8111
New York Jets	Bruce Speight	(516) 560-8100
Oakland Raiders	Zac Gilbert	(510) 864-5000
Philadelphia Eagles	Derek Boyko	(215) 463-2500
Pittsburgh Steelers	Burt Lauten	(412) 432-7820
St. Louis Rams	Artis Twyman	(314) 982-7267
San Diego Chargers	Bill Johnston	(858) 874-4500
San Francisco 49ers	Bob Lange	(408) 562-4949
Seattle Seahawks	Dave Pearson	(425) 827-9777
Tampa Bay Buccaneers	Jonathan Grella	(813) 870-2700
Tennessee Titans	Robbie Bohren	(615) 565-4000
Washington Redskins	Tony Wylie	(703) 726-7000

NFL CALENDAR

Thurs., July 26	Training camp practices begin - Bourbonnais, Ill.
Mon., Aug. 27	Roster cut to 75
Fri., Aug. 31	Roster cut to 53
Sat., Sept. 1	Clubs may establish a practice squad of eight players
Sun., Sept. 9	Regular season opener vs. Indianapolis Colts (Noon)
Tue., Oct. 16	Trading deadline
Sun., Dec. 30	Regular season ends at Detroit Lions (Noon*)
Jan. 5-6, 2013	Wild Card Weekend
Jan. 12-13, 2013	Divisional Playoff games
Sun., Jan. 20, 2013	Conference Championships
Sun., Jan. 27, 2013	AFC-NFC Pro Bowl - Honolulu, HI
Sun., Feb. 3, 2013	Super Bowl XLVII - New Orleans, LA

*Game time subject to change

PRESEASON SCHEDULE

BEARS PRESEASON SCHEDULE

<u>DATE</u>	<u>OPPONENT</u>	<u>TIME</u>	<u>NETWORK</u>
August 9-13	DENVER BRONCOS	7:30 pm	FOX
August 16-20	WASHINGTON REDSKINS	7:00 pm	FOX
August 24	at New York Giants	7:00 pm	CBS
August 30	at Cleveland Browns	6:30 pm	FOX

NFL PRESEASON SCHEDULE

HALL OF FAME GAME (August 5).....Arizona vs. New Orleans (NFLN)

WEEK 1 (August 9-13)

Green Bay at San Diego (ESPN, 8/9)
 Dallas at Oakland (ESPN, 8/13)
 Arizona at Kansas City
 Baltimore at Atlanta
 Cleveland at Detroit
 Denver at Chicago
 Houston at Carolina
 Minnesota at San Francisco
 New Orleans at New England
 NY Giants at Jacksonville
 NY Jets at Cincinnati
 Pittsburgh at Philadelphia
 St. Louis at Indianapolis
 Tampa Bay at Miami
 Tennessee at Seattle
 Washington at Buffalo

WEEK 2 (August 16-20)

Cincinnati at Atlanta (FOX, 8/16)
 Detroit at Baltimore (FOX, 8/17)
 Indianapolis at Pittsburgh (NBC, 8/19)
 Philadelphia at New England (ESPN, 8/20)
 Buffalo at Minnesota
 Cleveland at Green Bay
 Dallas at San Diego
 Jacksonville at New Orleans
 Kansas City at St. Louis
 Miami at Carolina
 NY Giants at NY Jets
 Oakland at Arizona
 San Francisco at Houston
 Seattle at Denver
 Tennessee at Tampa Bay
 Washington at Chicago

WEEK 3 (August 23-26)

Arizona at Tennessee (ESPN, 8/23)
 Chicago at NY Giants (CBS, 8/24)
 Houston at New Orleans (CBS, 8/25)
 San Francisco at Denver (FOX, 8/26)
 Carolina at NY Jets (NBC, 8/26)
 Atlanta at Miami
 Detroit at Oakland
 Green Bay at Cincinnati
 Indianapolis at Washington
 Jacksonville at Baltimore
 New England at Tampa Bay
 Philadelphia at Cleveland
 Pittsburgh at Buffalo
 San Diego at Minnesota
 Seattle at Kansas City
 St. Louis at Dallas

WEEK 4 (Aug. 29-30)

Atlanta at Jacksonville
 Baltimore at St. Louis
 Buffalo at Detroit
 Carolina at Pittsburgh
 Chicago at Cleveland
 Cincinnati at Indianapolis
 Denver at Arizona
 Kansas City at Green Bay
 Miami at Dallas
 Minnesota at Houston
 New England at NY Giants
 New Orleans at Tennessee
 NY Jets at Philadelphia
 Oakland at Seattle
 San Diego at San Francisco
 Tampa Bay at Washington



CHICAGO BEARS REGULAR SEASON SCHEDULE

2012 NFL SCHEDULE

WEEK 1

Wednesday, September 5

Dallas at N.Y. Giants.....7:30p

Sunday, September 9

Indianapolis at Chicago..... Noon

Philadelphia at Cleveland..... Noon

St. Louis at Detroit..... Noon

Miami at Houston..... Noon

Atlanta at Kansas City..... Noon

Jacksonville at Minnesota..... Noon

Washington at New Orleans..... Noon

Buffalo at N.Y. Jets..... Noon

New England at Tennessee..... Noon

Seattle at Arizona.....3:15p

San Francisco at Green Bay.....3:15p

Carolina at Tampa Bay.....3:15p

Pittsburgh at Denver.....7:20p

Monday, September 10

Cincinnati at Baltimore.....6:00p

San Diego at Oakland.....9:15p

WEEK 2

Thursday, September 13

Chicago at Green Bay.....7:20p

Sunday, September 16

Kansas City at Buffalo..... Noon

New Orleans at Carolina..... Noon

Cleveland at Cincinnati..... Noon

Minnesota at Indianapolis..... Noon

Houston at Jacksonville..... Noon

Arizona at New England..... Noon

Tampa Bay at N.Y. Giants..... Noon

Baltimore at Philadelphia..... Noon

Washington at St. Louis.....3:05p

Dallas at Seattle.....3:05p

Oakland at Miami.....3:15p

N.Y. Jets at Pittsburgh.....3:15p

Tennessee at San Diego.....3:15p

Detroit at San Francisco.....7:20p

Monday, September 17

Denver at Atlanta.....7:30p

WEEK 3

Thursday, September 20

N.Y. Giants at Carolina.....7:20p

Sunday, September 23

St. Louis at Chicago..... Noon

Buffalo at Cleveland..... Noon

Tampa Bay at Dallas..... Noon

Jacksonville at Indianapolis..... Noon

N.Y. Jets at Miami..... Noon

San Francisco at Minnesota..... Noon

Kansas City at New Orleans..... Noon

Detroit at Tennessee..... Noon

Cincinnati at Washington..... Noon

Philadelphia at Arizona.....3:05p

Atlanta at San Diego.....3:05p

Houston at Denver.....3:15p

Pittsburgh at Oakland.....3:15p

New England at Baltimore.....7:20p

Monday, September 24

Green Bay at Seattle.....7:30p

WEEK 4

Byes: IND, PIT

Thursday, September 27

Cleveland at Baltimore.....7:20p

Sunday, September 30

Carolina at Atlanta..... Noon

New England at Buffalo..... Noon

Minnesota at Detroit..... Noon

Tennessee at Houston..... Noon

San Diego at Kansas City..... Noon

San Francisco at N.Y. Jets..... Noon

Seattle at St. Louis..... Noon

Miami at Arizona.....3:05p

Cincinnati at Jacksonville.....3:05p

Oakland at Denver.....3:05p

New Orleans at Green Bay.....3:15p

Washington at Tampa Bay.....3:15p

N.Y. Giants at Philadelphia.....7:20p

Monday, October 1

Chicago at Dallas.....7:30p

WEEK 5

Byes: DAL, DET, OAK, TB

Thursday, October 4

Arizona at St. Louis.....7:20p

Sunday, October 7

Miami at Cincinnati..... Noon

Green Bay at Indianapolis..... Noon

Baltimore at Kansas City..... Noon

Tennessee at Minnesota..... Noon

Cleveland at N.Y. Giants..... Noon

Philadelphia at Pittsburgh..... Noon

Atlanta at Washington..... Noon

Seattle at Carolina.....3:05p

Chicago at Jacksonville.....3:05p

Denver at New England.....3:15p

Buffalo at San Francisco.....3:15p

San Diego at New Orleans.....7:20p

Monday, October 8

Houston at N.Y. Jets.....7:30p

WEEK 6

Byes: CAR, CHI, JAX, NO

Thursday, October 11

Pittsburgh at Tennessee.....7:20p

Sunday, October 14

Oakland at Atlanta..... Noon

Dallas at Baltimore..... Noon

Cincinnati at Cleveland..... Noon

St. Louis at Miami..... Noon

Indianapolis at N.Y. Jets..... Noon

Detroit at Philadelphia..... Noon

Kansas City at Tampa Bay..... Noon

Buffalo at Arizona.....3:05p

New England at Seattle.....3:05p

N.Y. Giants at San Francisco.....3:15p

Minnesota at Washington.....3:15p

Green Bay at Houston.....7:20p

Monday, October 15

Denver at San Diego.....7:30p

WEEK 7

Byes: ATL, DEN, KC, MIA, PHI, SD

Thursday, October 18

Seattle at San Francisco.....7:20p

Sunday, October 21

Tennessee at Buffalo..... Noon

Dallas at Carolina..... Noon

Baltimore at Houston..... Noon

Cleveland at Indianapolis..... Noon

Arizona at Minnesota..... Noon

Washington at N.Y. Giants..... Noon

Green Bay at St. Louis..... Noon

New Orleans at Tampa Bay..... Noon

N.Y. Jets at New England.....3:15p

Jacksonville at Oakland.....3:15p

Pittsburgh at Cincinnati.....3:15p

Monday, October 22

Detroit at Chicago.....7:30p

WEEK 8

Byes: BAL, BUF, CIN, HOU

Thursday, October 25

Tampa Bay at Minnesota.....7:20p

Sunday, October 28

Carolina at Chicago..... Noon

San Diego at Cleveland..... Noon

Seattle at Detroit..... Noon

Jacksonville at Green Bay..... Noon

Miami at N.Y. Jets..... Noon

Atlanta at Philadelphia..... Noon

Washington at Pittsburgh..... Noon

New England at St. Louis (London) Noon

Indianapolis at Tennessee..... Noon

Oakland at Kansas City.....3:05p

N.Y. Giants at Dallas.....3:15p

New Orleans at Denver.....7:20p

Monday, October 29

San Francisco at Arizona.....7:30p

WEEK 9

Byes: NE, NYJ, STL, SF

Thursday, November 1

Kansas City at San Diego.....7:20p

Sunday, November 4

Denver at Cincinnati..... Noon

Baltimore at Cleveland..... Noon

Arizona at Green Bay..... Noon

Buffalo at Houston..... Noon

Miami at Indianapolis..... Noon

Detroit at Jacksonville..... Noon

Chicago at Tennessee..... Noon

Carolina at Washington..... Noon

Tampa Bay at Oakland.....3:05p

Minnesota at Seattle.....3:05p

Pittsburgh at N.Y. Giants.....3:15p

Dallas at Atlanta.....7:20p

Monday, November 5

Philadelphia at New Orleans.....7:30p

2012 NFL SCHEDULE

WEEK 10

Byes: ARZ, CLE, GB, WAS

Thursday, November 8

Indianapolis at Jacksonville..... 7:20p

Sunday, November 11

Oakland at Baltimore Noon

Denver at Carolina Noon

N.Y. Giants at Cincinnati Noon

Tennessee at Miami Noon

Detroit at Minnesota Noon

Buffalo at New England Noon

Atlanta at New Orleans..... Noon

San Diego at Tampa Bay..... Noon

N.Y. Jets at Seattle 3:05p

Dallas at Philadelphia 3:15p

St. Louis at San Francisco 3:15p

Houston at Chicago 7:20p

Monday, November 12

Kansas City at Pittsburgh 7:30p

WEEK 11

Byes: MIN, NYG, SEA, TEN

Thursday, November 15

Miami at Buffalo 7:20p

Sunday, November 18

Arizona at Atlanta Noon

Tampa Bay at Carolina Noon

Cleveland at Dallas Noon

Green Bay at Detroit..... Noon

Jacksonville at Houston..... Noon

Cincinnati at Kansas City..... Noon

Indianapolis at New England..... Noon

N.Y. Jets at St. Louis Noon

Philadelphia at Washington Noon

New Orleans at Oakland..... 3:05p

San Diego at Denver..... 3:15p

Baltimore at Pittsburgh* 7:20p

Monday, November 19

Chicago at San Francisco..... 7:30p

WEEK 12

Thursday, November 22

Houston at Detroit..... 11:30a

Washington at Dallas 3:15p

New England at N.Y. Jets..... 7:20p

Sunday, November 25

Minnesota at Chicago Noon

Oakland at Cincinnati..... Noon

Pittsburgh at Cleveland..... Noon

Buffalo at Indianapolis..... Noon

Tennessee at Jacksonville..... Noon

Denver at Kansas City..... Noon

Seattle at Miami..... Noon

Atlanta at Tampa Bay..... Noon

Baltimore at San Diego..... 3:05p

St. Louis at Arizona..... 3:15p

San Francisco at New Orleans..... 3:15p

Green Bay at N.Y. Giants* 7:20p

Monday, November 26

Carolina at Philadelphia 7:30p

WEEK 13

Thursday, December 2

New Orleans at Atlanta..... 7:20p

Sunday, December 2

Jacksonville at Buffalo Noon

Seattle at Chicago Noon

Indianapolis at Detroit..... Noon

Minnesota at Green Bay..... Noon

Carolina at Kansas City..... Noon

New England at Miami..... Noon

Arizona at N.Y. Jets..... Noon

San Francisco at St. Louis..... Noon

Houston at Tennessee..... Noon

Tampa Bay at Denver..... 3:05p

Pittsburgh at Baltimore..... 3:15p

Cleveland at Oakland..... 3:15p

Cincinnati at San Diego..... 3:15p

Philadelphia at Dallas*..... 7:20p

Monday, December 3

N.Y. Giants at Washington 7:30p

WEEK 14

Thursday, December 6

Denver at Oakland 7:20p

Sunday, December 9

St. Louis at Buffalo..... Noon

Atlanta at Carolina..... Noon

Dallas at Cincinnati..... Noon

Kansas City at Cleveland..... Noon

Tennessee at Indianapolis..... Noon

N.Y. Jets at Jacksonville..... Noon

Chicago at Minnesota Noon

San Diego at Pittsburgh..... Noon

Philadelphia at Tampa Bay..... Noon

Baltimore at Washington..... Noon

Miami at San Francisco..... 3:05p

New Orleans at N.Y. Giants 3:15p

Arizona at Seattle 3:15p

Detroit at Green Bay* 7:20p

Monday, December 10

Houston at New England..... 7:30p

WEEK 15

Thursday, December 13

Cincinnati at Philadelphia 7:20p

Sunday, December 16

N.Y. Giants at Atlanta..... Noon

Denver at Baltimore..... Noon

Green Bay at Chicago Noon

Washington at Cleveland..... Noon

Indianapolis at Houston..... Noon

Jacksonville at Miami..... Noon

Tampa Bay at New Orleans..... Noon

Minnesota at St. Louis..... Noon

Detroit at Arizona..... 3:05p

Seattle at Buffalo (Toronto)..... 3:05p

Carolina at San Diego 3:05p

Pittsburgh at Dallas 3:15p

Kansas City at Oakland 3:15p

San Francisco at New England* 7:20p

Monday, December 17

N.Y. Jets at Tennessee..... 7:30p

WEEK 16

Saturday, December 22

Atlanta at Detroit..... 7:30p

Sunday, December 23

N.Y. Giants at Baltimore..... Noon

Oakland at Carolina..... Noon

New Orleans at Dallas Noon

Tennessee at Green Bay..... Noon

Minnesota at Houston..... Noon

New England at Jacksonville..... Noon

Indianapolis at Kansas City..... Noon

Buffalo at Miami..... Noon

Washington at Philadelphia Noon

Cincinnati at Pittsburgh..... Noon

St. Louis at Tampa Bay Noon

Cleveland at Denver..... 3:05p

Chicago at Arizona..... 3:15p

San Francisco at Seattle 3:15p

San Diego at N.Y. Jets* 7:20p

WEEK 17

Sunday, December 30

Tampa Bay at Atlanta..... Noon

N.Y. Jets at Buffalo..... Noon

Baltimore at Cincinnati..... Noon

Chicago at Detroit..... Noon

Houston at Indianapolis..... Noon

Green Bay at Minnesota..... Noon

Miami at New England..... Noon

Carolina at New Orleans..... Noon

Philadelphia at N.Y. Giants..... Noon

Cleveland at Pittsburgh..... Noon

Jacksonville at Tennessee..... Noon

Dallas at Washington Noon

Kansas City at Denver 3:15p

Oakland at San Diego 3:15p

Arizona at San Francisco..... 3:15p

St. Louis at Seattle..... 3:15p

POSTSEASON

January 5, 2013

AFC-NFC Wild Card Playoffs (NBC)

January 6, 2013

AFC-NFC Wild Card Playoffs (CBS, FOX)

January 12-13, 2013

AFC-NFC Divisional Playoffs (CBS, FOX)

Sunday, January 20, 2013

AFC-NFC Championship Games
(CBS, FOX)

Sunday, January 27, 2013

AFC-NFC Pro Bowl (NBC)

Sunday, February 3, 2013

Super Bowl XLVII (CBS), New Orleans

* Sunday night games in Weeks 11-16
subject to change

* Sunday night game in Week 17 TBD



CHICAGO BEARS MEDIA GUIDE INDEX

100-Yard Receiving Games.....	272-274
100-Yard Rushing Games.....	269-271
100-Yard Passing Games.....	275
All-Pro, Bears First-Team.....	421
Arthur, Jim.....	28
Assistant Coaches, All-Time.....	319-320
Attendance.....	257
Bäbich, Bob.....	16
Ballard, Chris.....	30
Barrett, Marty.....	31
Bates, Jeremy.....	17
Bears Care.....	443
Bell, Kahlil.....	42
Bennett, Earl.....	43-44
Board of Directors.....	2
Briggs, Lance.....	45-48
Broadcasting, Chicago Bears.....	440-441
Bush, Michael.....	49-51
Byrd, Gill.....	18
Campbell, Jason.....	52-55
Career Leaders.....	239-242
Carini, Gabe.....	56
ChicagoBears.com.....	439
Christmas Day.....	419
Clutts, Tyler.....	57
Community Relations.....	444-445
Conte, Chris.....	58
Costanzo, Blake.....	59
Cutler, Jay.....	60-64
Davis, Chauncey.....	65
Davis, Kellen.....	66-67
DeBord, Mike.....	19
DeCicco, Dom.....	68
Defense and Special Teams Stats, 2011.....	174
Draft Picks, All-Time First-Round.....	278-279
Drafts, All-Time Bears.....	279-288
Drake, Darryl.....	20
Emery, Phil, General Manager.....	7-8
Forde, Matt.....	69-71
Fourth Phase.....	435
Frey, Isaiah.....	158
Game Summaries, 2011.....	178-185
Garza, Roberto.....	72-73
Gould, Robbie.....	74-76
Halas Hall.....	432
Hall of Famers.....	251-256
Hanks, Chris.....	29
Hardin, Brandon.....	156
Harris, Isaiah.....	33
Hayden, Kelvin.....	77-79
Hayes-Stoker, Andrew.....	21
Hayes, Geno.....	80-81
Hester, Devin.....	82-86
Historical Biographies.....	249-250
Historical Highlights.....	244-248
Hoke, Jon.....	22
Holt, Tim.....	23
How they got to the NFL/Chicago.....	170
Idonije, Israel.....	87-89
Interception Leaders, Annual.....	266
Jeffery, Alshon.....	155
Jennings, Tim.....	90-91
Jersey Numbers, All-Time Bears.....	289-300
Jones, Rusty.....	28
Joseph, Dwayne.....	32
Kickoff Return Leaders, Annual.....	265
Knox, Johnny.....	92-93
Last Time.....	188-191
Louis, Lance.....	94
Mannely, Patrick.....	95-96
Marinelli, Rod.....	12
Marshall, Brandon.....	97-99
McCaskey, George H., Chairman.....	5
McClain, Shea.....	154
McCown, Josh.....	101-103
McCoy, Greg.....	159
Media Information.....	437
Medlin, Tony.....	29
Melton, Henry.....	104-105
Military Service Honor Roll.....	315
Monday Night Football.....	417-418
Moore, D.J.....	106-107
New Year's Day.....	419

NFL Calendar, 2012-13.....	446
NFL Public Relations Directory.....	446
NFL Standings, 2011.....	186
O'Dea, Kevin.....	24
Office Staff.....	34-40
Overtime, Bears Record in.....	420
Paea, Stephen.....	108
Participation Chart, 2011.....	175
Passing Leaders, Annual.....	260-261
Peppers, Julius.....	109-112
Phair, Mike.....	25
Phillips, Ted, President & CEO.....	6
Piccolo Award.....	433
Players with Pro Experience.....	148-152
Playoff Game Summaries.....	328-351
Podlesch, Adam.....	113-114
Postseason Results.....	327
Practice Squad to 53-man Roster.....	318
Practice Squad, All-Time.....	318-317
Preseason Results, Year-by-Year.....	321-326
Preseason Schedule, 2012 NFL.....	447
Preseason Statistics, 2011.....	177
Pro Bowl, Bears in the.....	422-424
Punt Return Leaders, Annual.....	264
Punting Leaders, Annual.....	267
Quarterback Ratings, Highest.....	261
Quarterbacks Starting Records.....	276-277
Rachal, Chilo.....	115
Radio, Bears and Affiliates.....	438
Receiving Leaders, Annual.....	262-263
Records, Individual.....	194-205
Records, Individual Postseason.....	226-229
Records, Individual Rookie.....	192-193
Records, Opponent's Individual.....	206-208
Records, Postseason Team-Defense.....	237-238
Records, Postseason Team-Offense.....	230-236
Records, Team-Defense.....	218-225
Records, Team-Offense.....	209-217
Results, Year-by-Year, All-Time.....	352-403
Roach, Nick.....	116-117
Rodriguez, Evan.....	157
Roster, All-Time Bears.....	301-315
Roster, First-Year/Rookie.....	168
Roster, Veteran.....	169
Rushing Leaders, Annual.....	259
Sacks Leaders, Annual.....	268
Sanzenbacher, Dane.....	118
Schedule, 2012 NFL Regular Season.....	448-449
Scoring Leaders, Annual.....	258
Series Records.....	406-416
Shiver, Jeff.....	31
Slater, Bobby.....	29
Smith, Lovie.....	9-11
Smith, Mikal.....	26
Soldier Field History.....	426-428
Soldier Field Parking & Seating Charts.....	431
Soldier Field Tribute and Honoring Tradition.....	429-430
Spaeth, Matt.....	119-120
Spencer, Chris.....	121
Spencer, Tim.....	27
Stadium Codes.....	405
Staff Directory.....	3-4
Staley.....	434
Starting Lineups, 2011.....	176
Statistics, 2011 Final.....	172-173
Stein, Cliff.....	30
Steltz, Craig.....	122-123
Sunday Night Football.....	418
Team-by-Team Summary.....	404
Thanksgiving Day.....	419
Thomas, Devin.....	124-125
Thomas, J.T.....	126
Thursday Night Football.....	419
Tice, Mike.....	13
Tillman, Charles.....	127-130
Tocaina, Matt.....	131
Toub, Dave.....	14-15
Training Camp Information.....	436
Turks, Kevin.....	32
Undrafted Free Agents.....	160-167
Urlacher, Brian.....	132-136
Webb, JMarcus.....	137
Weems, Eric.....	138-140
Wilhite, Jonathan.....	141

Williams, Chris.....	142
Williams, Edwin.....	143
Wootton, Corey.....	144
Wright, Major.....	145

INFORMATION BOXES

Active Leaders, Games Played/Started.....	24
Aikman Efficiency Ratings.....	300
Air Miles.....	26
Award Winners from 2011 season.....	21
Bears Share.....	68
Championship Leaders.....	356
Contract Expiration.....	19
Directions to Halas Hall.....	53
Divisional Challenge.....	416
Draftees by School, Most.....	31
Emmy Award Winners.....	18
Field Goal Accuracy, Gould Top 5.....	173
Field Goals, Gould from 50-plus Yards.....	217
Forté Records NFL First.....	259
Franchise Moves.....	369
Free Agent Signings.....	78
General Managers, Bears All-Time.....	265
Hall of Fame Partners.....	427
Hall of Famers, by Championship Year.....	254-255
Hall of Famers, by Ind. Championship.....	252-253
Hall of Famers, by Franchise.....	256
Head Coaches, All-Time.....	38
Helmetless Player, Last.....	32
Hester Records.....	208
Hotels, 2012 Bears Team.....	437
Injured Reserve since 2000.....	196
International Games.....	415
Kick Return TDs.....	264
Kickoff Weekend Wins.....	55
Longest Plays at Soldier Field.....	208
Longest Win/Lose Streaks vs. 1 Team.....	207
Losses, Blown Leads.....	51
McCasky, Ed, Memorial Garden.....	432
Moore, D.J. Interceptions.....	107
Naming the Bears.....	236
NFC Central Standings, All-Time.....	423
NFC North Standings, All-Time.....	23
Offensive Lineman Scores.....	22
Payton, Walter Center.....	432
Peppers, Julius, 100 Sacks.....	110
Physicians, Bears Team.....	33
Piccolo Award Winners, All-Time.....	433
Playoff Appearances.....	25
Playoffs, Bears Record.....	327
Points, Gould Consecutive 100-Point Seasons.....	258
Postseason Start, QBs Making First.....	288
Postseason, First Pass/TD.....	61
Pro Bowl Appearances.....	248
Pro Bowl Appearances, Most.....	136
Pronunciation Guide.....	168
QB Rating Formula.....	277
Quarter-by-Quarter Scoring, 2011.....	67
Receiving Leader.....	263
Record by Home Stadium.....	358
Record vs. Extinct Franchises.....	405
Retired Numbers.....	357
Rookie QB Performances.....	17
Rookie Starters.....	139
Rookie Starters, Opening Day.....	70
Shutouts.....	205
Special Teams Rankings.....	15
Stadiums, Bears Home.....	65
Staley da Bear.....	434
Super Bowl Television Audiences.....	320
Super Bowl, Future Sites.....	5
Tackle Totals, Notable Bears First Three Seasons.....	105
Tacklers, Leading, Yearly since 1998.....	47
Takeaway Leaders.....	216
Takeaways/Giveaways, Bears Year-by-Year.....	317
Tillman, Charles, Note.....	8
Uniform, Evolution of Bears.....	73
Walter Payton "Man of the Year" Award.....	73
Weather, Chicago.....	268
Weather, Games Played in Cold.....	267
Wins, 700 in Bears History.....	262
Wins, Come-From-Behind.....	48
Wrigley Record.....	326

OFFICIAL BEER PARTNER OF YOUR CHICAGO BEARS



IT'S
Miller
TIME



©2012 MILLER BREWING CO., MILWAUKEE, WI

2012 SCHEDULE

PRESEASON

THU	AUG 9	BRONCOS	7:30PM	FOX
SAT	AUG 18	REDSKINS	7:00PM	FOX
Fri	Aug 24	@ NY Giants	7:00pm	CBS
Thu	Aug 30	@ Cleveland	6:30pm	FOX

REGULAR SEASON

SUN	SEP 9	COLTS	NOON	CBS
Thu	Sep 13	@ Green Bay	7:20pm	NFLN
SUN	SEP 23	RAMS	NOON	FOX
Mon	Oct 1	@ Dallas	7:30pm	ESPN
Sun	Oct 7	@ Jacksonville	3:05pm	FOX
Sun	Oct 14	Bye Week		
MON	OCT 22	LIONS	7:30PM	ESPN
SUN	OCT 28	PANTHERS	NOON	FOX
Sun	Nov 4	@ Tennessee	Noon	FOX
SUN	NOV 11	TEXANS	7:20PM	NBC
Mon	Nov 19	@ San Francisco	7:30pm	ESPN
SUN	NOV 25	VIKINGS	NOON	FOX
SUN	DEC 2	SEAHAWKS	NOON	FOX
Sun	Dec 9	@ Minnesota	Noon	FOX
SUN	DEC 16	PACKERS	NOON	FOX
Sun	Dec 23	@ Arizona	3:15pm	FOX
Sun	Dec 30	@ Detroit	Noon	FOX

All games Central Time, home games in **CAPS** and **BOLD**

* Game time subject to change

FOR TICKETS

CHICAGOBEAR.S.COM

OR (847) 615-BEAR



SUNDAYS
10:30 AM



SUNDAYS
10:35 PM



brought to you by



MONDAYS
7:00 PM

WBBM NEWSRADIO 780



brought to you by



THURSDAYS
6:00 PM
670 THE SCORE

All Bears games are broadcast live on



***WE ENCOURAGE
THOSE WITH THE
COURAGE TO LEAD.***

Chase is proud to support the Chicago Bears.

Stop by your local Chase branch.



CHASE