



**NASHVILLE**  
**PREDATORS**

**2011-12 MEDIA GUIDE**





We are using a patient's genome to protect against heart attacks and stroke.

Each person responds differently to medicine. Using DNA, our doctors match heart patients with the right blood thinner. It's one of the many ways we are tailoring medicine to the unique characteristics of each patient.

[VanderbiltHealth.com/breakthroughs](http://VanderbiltHealth.com/breakthroughs)

VANDERBILT  UNIVERSITY  
MEDICAL CENTER

The promise of discovery



# NASHVILLE PREDATORS

## 2011-12 SEASON SCHEDULE

| SUN        | MON       | TUE       | WED       | THU       | FRI       | SAT       | SUN        | MON       | TUE       | WED       | THU       | FRI       | SAT       |
|------------|-----------|-----------|-----------|-----------|-----------|-----------|------------|-----------|-----------|-----------|-----------|-----------|-----------|
| <b>OCT</b> |           |           |           |           |           |           | <b>NOV</b> |           |           |           |           |           |           |
|            |           |           |           |           |           | 01        |            |           |           |           |           |           |           |
| 02         | 03        | 04        | 05        | 06        | 07<br>CBJ | 08<br>STL |            |           | 01        | 02        | 03<br>PHX | 04        | 05<br>S.J |
| 09         | 10        | 11        | 12        | 13<br>PHX | 14<br>N.J | 15        |            | 06        | 07        | 08<br>L.A | 09<br>ANA | 10        | 11<br>MTL |
| 16         | 17<br>EDM | 18        | 19        | 20<br>VAN | 21        | 22<br>CGY |            | 13        | 14        | 15<br>WSH | 16        | 17<br>TOR | 18<br>CBJ |
| 23         | 24        | 25<br>S.J | 26        | 27<br>T.B | 28        | 29<br>ANA |            | 20        | 21        | 22<br>EDM | 23<br>MIN | 24        | 25<br>DET |
| 30         | 31<br>CHI |           |           |           |           |           |            | 27        | 28<br>EDM | 29<br>CGY | 30        |           |           |
| <b>DEC</b> |           |           |           |           |           |           | <b>JAN</b> |           |           |           |           |           |           |
|            |           |           |           | 01<br>VAN | 02        | 03<br>BUF |            |           |           |           |           |           |           |
| 04         | 05        | 06<br>PHX | 07        | 08<br>CBJ | 09        | 10<br>ANA |            | 01<br>CGY | 02        | 03        | 04        | 05<br>DAL | 06<br>CAR |
| 11         | 12<br>CGY | 13        | 14        | 15<br>DET | 16        | 17<br>STL |            | 08        | 09        | 10<br>COL | 11        | 12<br>COL | 13<br>PHI |
| 18         | 19        | 20<br>WSH | 21        | 22<br>CBJ | 23<br>DAL | 24        |            | 15        | 16<br>NYI | 17<br>NYR | 18        | 19<br>CBJ | 20<br>CHI |
| 25         | 26<br>DET | 27        | 28<br>MIN | 29        | 30<br>STL | 31        |            | 22        | 23<br>CBJ | 24<br>CHI | 25        | 26        | 27        |
|            |           |           |           |           |           |           |            | 29        | 30<br>MIN | 31        |           |           |           |
| <b>FEB</b> |           |           |           |           |           |           | <b>MAR</b> |           |           |           |           |           |           |
|            |           |           |           | 01<br>PHI | 02        | 03<br>STL |            |           |           | 01        | 02        | 03<br>FLA |           |
| 05         | 06        | 07<br>VAN | 08        | 09<br>OTT | 10        | 11<br>BOS |            | 04        | 05        | 06<br>L.A | 07        | 08<br>COL | 09<br>DET |
| 12         | 13        | 14<br>CHI | 15        | 16        | 17        | 18        |            | 11        | 12<br>PHX | 13        | 14        | 15<br>S.J | 16<br>L.A |
| 19         | 20        | 21<br>VAN | 22        | 23<br>STL | 24        | 25<br>S.J |            | 18        | 19        | 20<br>EDM | 21        | 22<br>PIT | 23<br>WPG |
| 26         | 27<br>L.A | 28<br>CAR | 29        |           |           |           |            | 25        | 26        | 27<br>STL | 28        | 29        | 30<br>DET |
|            |           |           |           |           |           |           |            | 31<br>CHI |           |           |           | 31<br>CHI |           |
| <b>APR</b> |           |           |           |           |           |           |            |           |           |           |           |           |           |
|            |           |           |           |           |           |           |            |           |           |           |           |           |           |
| 01         | 02        | 03<br>MIN | 04        | 05<br>DAL | 06        | 07<br>COL |            |           |           |           |           |           |           |

 HOME  
 AWAY

 FS TENNESSEE  
 SPORTSOUTH  
 VERSUS





# TABLE OF CONTENTS



## MANAGEMENT & STAFF

|  |       |
|--|-------|
| Staff Directory                          | 4-6   |
| Ownership                                | 8-9   |
| Management/Scouting Staff                | 10-19 |
| Coaching Staff                           | 20-23 |
| Training/Equipment Staff                 | 24    |
| Predators/Powers Management Staff        | 25-29 |
| Broadcasters                             | 30-31 |
| Broadcast Partners                       | 32    |
| Bridgestone Arena/Powers Management      | 33-34 |
| Community Relations/Predators Foundation | 35-37 |
| Youth Hockey & Fan Development           | 38-39 |
| AHL Affiliate, Milwaukee Admirals        | 40-42 |
| ECHL Affiliate, Cincinnati Cyclones      | 43    |

## THE PLAYERS

|                                 |         |
|---------------------------------|---------|
| Organizational Roster           | 46-47   |
| How the Predators Were Built    | 48-49   |
| Player Biographies              | 50-107  |
| In the System                   | 108-129 |
| 2011 NHL Entry Draft Selections | 130-134 |

## 2010-11

|   |         |
|---|---------|
| Team Notes                              | 136-139 |
| Final Scoring                           | 140     |
| Scoring Breakdown                       | 141     |
| Game-by-Game Summary                    | 142-143 |
| Goals & Shots by Period                 | 144-145 |
| Scoring by Period/Record when Scoring   | 146     |
| Goals Breakdown                         | 147     |
| Game Notes                              | 148     |
| Vs. NHL                                 | 149     |
| Highs & Lows                            | 150     |
| The Last Time                           | 151     |
| Overtime                                | 152     |
| Misc. Statistics                        | 153     |
| Shootouts                               | 154-155 |
| Player Game-by-Game Summary             | 156-161 |
| Man-games Lost                          | 162     |
| Transactions                            | 163-164 |
| AHL Standings and Leaders               | 165     |
| Milwaukee (AHL) Final Scoring           | 166     |
| Milwaukee (AHL) Playoff Scoring/Results | 167     |

## NHL & OPPONENTS

|                                    |         |
|------------------------------------|---------|
| 2010-11 NHL Final Standings        | 170     |
| 2010-11 NHL Awards                 | 171     |
| NHL All-Stars/Leaders/Directory    | 172     |
| 2011-12 Critical Dates             | 173     |
| NHL Referees & Linesmen            | 174     |
| Predators vs. Summary              | 175     |
| Team-by-team Season/All-Time Notes | 176-233 |

## TEAM HISTORY & RECORDS

|  |         |
|--|---------|
| Season Records                           | 236     |
| Team Streaks                             | 237     |
| Special Teams & Holiday Records          | 238     |
| All-Time Statistics                      | 239-241 |
| Personnel & All-Stars                    | 242     |
| Award Winners & Olympians                | 243     |
| All-Time Leaderboard                     | 244     |
| Season Leaders                           | 245     |
| Multi-Point/Multi-Goal Games             | 246     |
| Year-by-Year Final Scoring               | 247-257 |
| Record by Game                           | 258     |
| Rookies & Vets/By the Numbers/Attendance | 259     |

## TEAM HISTORY & RECORDS (CONTINUED)

|                                |         |
|--------------------------------|---------|
| Franchise Firsts               | 260     |
| Hat Tricks                     | 261     |
| Penalty Shots                  | 262     |
| Shootouts                      | 263-264 |
| Overtime History               | 265-269 |
| Shootout History               | 270-271 |
| The Predators vs. the NHL      | 272     |
| The NHL vs. the Predators      | 273     |
| All-Time Draft Selections      | 274-275 |
| Alumni Register                | 276-284 |
| Opening Lineups                | 285     |
| Closing Lineups                | 286     |
| Franchise Timeline             | 287-290 |
| All-Time Trades & Acquisitions | 291-296 |
| Team Records                   | 297-306 |
| Individual Records             | 307-311 |

## PLAYOFFS

|  |         |
|--|---------|
| 2011 Playoff Notes                           | 314-315 |
| 2011 WCQ Series Summary                      | 316     |
| 2011 WCS Series Summary                      | 317     |
| 2011 Final Scoring/Scoring Breakdown         | 318-319 |
| 2011 Player Game-by-Game Summary             | 320-321 |
| 2011 Playoff Game Notes & Situationals       | 322     |
| 2011 Goals Breakdown/Goals & Shots by Period | 323     |
| All-Time Playoff Results                     | 324-325 |
| All-Time Playoff Statistics                  | 326-327 |
| All-Time Playoff Leaderboard/Season Leaders  | 328-329 |
| Playoff Firsts/Playoff Situationals          | 330-331 |
| Hat Tricks/Penalty Shots/Shutouts            | 332     |
| Overtime History                             | 333     |
| Year-by-Year Playoff Scoring                 | 334-336 |
| Team Records                                 | 337-341 |
| Individual Records                           | 342-345 |

## MEDIA INFORMATION

|   |         |
|---|---------|
| Media Relations                         | 348     |
| Bridgestone Arena Information           | 349     |
| Game Night Information                  | 350     |
| Centennial Sportsplex/A-Game Sportsplex | 351     |
| NHL Hockey Operations                   | 352-353 |
| Medical Glossary                        | 354-355 |
| Vanderbilt Medical Staff                | 356-357 |
| How to Figure                           | 358     |
| Predators Name & Logo                   | 359     |
| Nashville Hockey History                | 360     |
| Bridgestone Arena Map                   | 361     |

## TRAINING CAMP 2011

|                                |     |
|--------------------------------|-----|
| Training Camp Roster           | 363 |
| Preseason Schedule and Results | 364 |
| 2010 Preseason Scoring         | 365 |

## CREDITS

|                      |   |
|----------------------|---|
| Editor               | Kevin Wilson                              |
| Assistant Editors    | Paul R. Cook, Gerry Helper, Jessica Jones |
| Design & Layout      | Erica McGre gor                           |
| Editorial Assistance | Jimi Russell                              |
|                      | Ashlan Williams                           |
| Design Assistance    | Micah Loyed, Chuck Stephens               |
| Photography          | John Russell                              |
|                      | Fredrick Breedon                          |
|                      | Getty Images                              |
| Printing             | Fidelity Offset                           |



# MANAGEMENT & STAFF

## PREDATORS STAFF DIRECTORY



### NASHVILLE PREDATORS

BRIDGESTONE ARENA  
501 Broadway, Nashville, TN 37203  
(615) 770-2300 • Fax (615) 770-2309  
nashvillepredators.com  
bridgestonearena.com



|   |                        |
|---|------------------------|
| Owner .....   | Predators Holdings LLC |
| Investor Group: Christopher Cigarran, Thomas Cigarran, Joel and Holly Dobberpuhl, David Freeman, Herbert Fritch, DeWitt Thompson V, John Thompson & Warren Woo. |                        |
| Chairman & Alternate Governor .....   | Thomas Cigarran        |
| Governor .....  | Joel Dobberpuhl        |
| President of Hockey Operations/General Manager & Alternate Governor .....   | David Poile            |
| Chief Executive Officer & Alternate Governor .....  | Jeff Cohen             |
| President/Chief Operating Officer .....   | Sean Henry             |
| Executive Vice President/Chief Sales & Marketing Officer .....  | Christian Parker       |
| Executive Vice President, General Counsel & Chief Financial Officer .....   | Michelle Kennedy       |
| Senior Vice President of Communications .....   | Gerry Helper           |
| Senior Vice President of Corporate Development .....  | Chris Junghans         |

### HOCKEY OPERATIONS

|                                      |   |
|--------------------------------------|---|
| Assistant General Manager .....      | Paul Fenton   |
| Director of Hockey Operations .....  | Brian Poile   |
| Manager of Hockey Operations .....   | Brandon Walker  |
| Hockey Operations Advisor .....      | Brent Peterson  |
| Hockey Operations Assistant .....    | Paul Cook   |
| Executive Assistant .....            | Connell Crow  |
| Head Coach .....                     | Barry Trotz   |
| Associate Coach .....                | Peter Horachek  |
| Assistant Coach .....                | Lane Lambert  |
| Goaltending Coach .....              | Mitch Korn  |
| Strength & Conditioning Coach .....  | David Good  |
| Video Coordinator .....              | Lawrence Feloney  |
| Director of Player Development ..... | Martin Gelinas  |
| Chief Amateur Scout .....            | Jeff Kealty   |
| Professional Scouts .....            | Nick Beverley, Shawn Dineen & Václav Nedomansky         |
| North American Amateur Scouts .....  | Tom Nolan, Ryan Rezmierski, Glen Sanders & David Westby |
| European Scouts .....                | Martin Bakula, Lucas Bergman & Janne Kekalainen         |
| Head Athletic Trainer .....          | Dan Redmond   |
| Assistant Athletic Trainer .....     | Andy Hosler   |
| Equipment Manager .....              | Pete Rogers   |
| Assistant Equipment Manager .....    | Jeff Camello  |
| Equipment Assistant .....            | Brad Peterson   |
| Locker Room Attendant .....          | Craig "Partner" Baugh                                   |

### TEAM DOCTORS

|   |  |
|---|--|
| Head Team Physician & Orthopaedic Surgeon .....                         | John E. Kuhn, M.D.   |
| Head Team Physician & Sports Medicine Primary Care Physician .....      | Paul J. Rummo, D.O.  |
| Assistant Team Physician & Orthopaedic Surgeon .....                    | Charles L. Cox, M.D.   |
| Assistant Team Physician & Sports Medicine Primary Care Physician ..... | Alex Diamond, D.O.   |
| Team Ophthalmologist .....  | Daniel S. Weikert, M.D.  |
| Assistant Team Ophthalmologist .....                                    | Mark Welson, M.D.  |
| Team Psychologist .....   | Gary Solomon, Ph.D.  |
| Team Cardiovascular Physician & Surgeon .....                           | Joseph L. Fredi, M.D.  |
| Team Plastic Surgeons .....   | Stephane Braun, M.D., Kevin Hagan, M.D., Blair Summitt, M.D., Wesley Thayer, M.D. & Jason Wendel, M.D. |
| Team Dentist .....  | Jody Jones, D.D.S.   |

### COMMUNICATIONS

|  |               |
|--|---------------|
| Manager of Hockey Communications .....     | Kevin Wilson  |
| Corporate Communications Coordinator ..... | Jessica Jones |
| Director of Community Relations .....      | Rebecca King  |
| Community Relations Coordinator .....      | Kristen Finch |
| Team Photographer .....                    | John Russell  |

# MANAGEMENT & STAFF

## PREDATORS STAFF DIRECTORY



### CORPORATE PARTNERSHIPS & DEVELOPMENT

|   |                                    |
|---|------------------------------------|
| Senior Director, Corporate Development .....      | Delmar Smith                       |
| Director, Corporate Partnerships .....            | Rock Upchurch                      |
| Director, Corporate Development Services .....    | Britt Kincheloe                    |
| Sr. Director, Corporate Partnerships .....        | Bob Flynn                          |
| Director of Business Strategy .....               | Jordan Kolosey                     |
| Account Executives, Corporate Partnerships .....  | Jack Burk & Bradford Hollingsworth |
| Sr. Account Manager, Corporate Partnerships ..... | Jennifer Maxwell                   |
| Account Managers, Corporate Partnerships .....    | Lauren Yono                        |
| Database Research Coordinator .....               | Mike Connolly                      |
| Sales Coordinator .....                           | Lindsay Rutledge                   |

### MARKETING

|   |                |
|---|----------------|
| Director of Marketing .....                         | David Kells    |
| Senior Manager, Marketing .....                     | Danny Shacklan |
| Manager of Interactive Marketing .....              | Jay Levin      |
| Digital Media & Marketing Coordinator .....         | Bryan Mullen   |
| Marketing Entertainment Manager .....               | Adam DeVault   |
| Marketing Associate .....                           | Sandy Weaver   |
| Marketing Coordinator .....                         | Hannah Foster  |
| Director of Youth Hockey & Fan Development .....    | Andee Boiman   |
| Youth Marketing & Fan Development Coordinator ..... | Mike Dargin    |
| Manager Creative Services .....                     | Chuck Stephens |
| Senior Graphic Designer .....                       | Micha Loyed    |
| Graphic Designer .....                              | Erica McGregor |

### PREMIUM SEATS

|   |                                 |
|---|---------------------------------|
| Senior Manager of Premium Seats Sales ..... | Tim Wilson                      |
| Senior Manager of Premium Seats .....       | Chris Burton                    |
| Premium Seats Coordinators .....            | Paige Cluffo & Tasha McAllister |

### FINANCE/HUMAN RESOURCES

|  |                |
|--|----------------|
| Interim Vice President of Finance .....            | Beth Snider    |
| Vice President of Human Resources .....            | Allison Simms  |
| Finance .....                                      | Rick Bailey    |
| Director of Payroll .....                          | Susan Charnley |
| Human Resources Coordinator .....                  | Erin Grosvenor |
| Legal and Administrative Affairs Coordinator ..... | Suzanne Wyatt  |
| Sr. Legal & Financial Analyst .....                | Sean Marshall  |
| Accounting Coordinator .....                       | Brandy Tatum   |
| Executive Assistant .....                          | Elaine Lewis   |
| Receptionist/Office Assistant .....                | Maggie France  |

### EVENT TECHNOLOGY/GAME PRESENTATION

|   |               |
|---|---------------|
| Senior Director of Event Presentation ..... | Blake Grant   |
| Event Presentation Manager .....            | Patrick Abell |
| Director of Information Systems .....       | Casey Millar  |
| Information Technology Manager .....        | Michael Paul  |
| Game Presentation Producer .....            | Ron Zolkower  |
| Game Presentation Coordinator .....         | Chris Smith   |

### BROADCAST

|                                       |               |
|---------------------------------------|---------------|
| Senior Director of Broadcasting ..... | Bob Kohl      |
| Associate Producer .....              | David White   |
| Play-by-Play Announcer .....          | Pete Weber    |
| Color Analyst .....                   | Terry Crisp   |
| Radio Play-by-Play Announcer .....    | Tom Callahan  |
| Rinkside Reporter .....               | Mark Howard   |
| Manager, Video Production .....       | Mitch Jordan  |
| Videographer/Editor .....             | Brett Newkirk |
| Assistant Videographer/Editor .....   | Vickie Chien  |
| Broadcast Services Manager .....      | Kelly Sparks  |

### TICKET SALES

|                                      |  |
|--------------------------------------|--|
| Vice President of Ticket Sales ..... | Nat Harden   |
| Director of Ticket Sales .....       | Marty Mulford  |
| Inside Sales Manager .....           | Brad Gillispie   |
| Senior Account Executives .....      | Will Myers & Dan Schaefer  |
| Account Executives .....             | Ben DeHaan, Brian Goodheart, Timothy Hazelwood, Travis Lauffe, Curry McKeel & Charles Rand |
| Associate Account Executives .....   | Megan Carter, Samantha Freed & Andrew Shaffer  |
| Fan Relations Supervisor .....       | Courtney Gray  |



## MANAGEMENT & STAFF

### POWERS MANAGEMENT/ VENDORS DIRECTORY

#### EVENTS & FINANCE

|                                |   |
|--------------------------------|---|
| Vice President of Booking..... | Brock Jones                             |
| Director of Events.....        | Randy Foster                            |
| Event Coordinators.....        | Ben Bosse, Danny Butler & Shelby Crisan |
| Senior Accountant.....         | Kyle Clayton                            |

#### OPERATIONS

|  |   |
|--|---|
| Senior Director of Operations.....     | Terry McConnell   |
| Assistant Director of Operations.....  | Chris Jones   |
| Operations Manager.....                | Chuck Luckado   |
| Operations Assistant.....              | Jamie France  |
| Changeover Supervisor, Operations..... | John Van Fossen   |
| Operations Crewmen.....                | Nathan Byars, Gerald Glover, Sam Keasler Cortney Murphy & Ernest Spangler |
| Maintenance Supervisor.....            | Rich Barker   |
| Maintenance Mechanics.....             | Joe Jenkins, Bob Stewart & Tina Whitaker                                  |
| HVAC Technicians.....                  | Von Cox & Matt Gordon   |
| Electrician.....                       | Blake Szymanski   |
| Ice Technician.....                    | Steven Fruik  |

#### SECURITY

|                                       |  |
|---------------------------------------|--|
| Director of Security.....             | Bill Gross   |
| Security Supervisors.....             | John Arnold & Walter Porter  |
| Assistant Security Supervisor.....    | Carolyn Seay   |
| First Shift Security Supervisor.....  | Haskell Dixon  |
| Second Shift Security Supervisor..... | Tom Cummings   |
| Third Shift Security Supervisor.....  | Jim Christensen  |
| Security Supervisors.....             | Wesley Brackeen, Michael Deere, Tony Gann, Tamra Jones, Tim Whitaker |

#### BOX OFFICE AND TICKET OPERATIONS

|   |                            |
|---|----------------------------|
| Assistant Director of Ticketing.....      | Lonnie Wilkerson           |
| Manager of Ticket Operations.....         | Sara Shear                 |
| Ticket Representatives.....               | Rhonda Day & Danielle Pope |
| Box Office Operations Coordinator.....    | Kathy Holston              |
| Box Office Coordinator.....               | Deonne Stewart             |
| Special Events Ticketing Coordinator..... | Chris Harrington           |
| Box Office Event Specialist.....          | Anna King                  |

#### BRIDGESTONE ARENA VENDORS

##### Levy Restaurants

|  |                 |
|--|-----------------|
| Director of Operations.....              | Mike Ransom     |
| Director of Sales.....                   | Kelly Langer    |
| Premium Suites Manager.....              | Crystal Parfitt |
| Sales Coordinators.....                  | Nicole Dallaire |
| Office Manager, Accounts Receivable..... | Kim Dallaire    |
| Executive Chef.....                      | Mark Lloyd      |
| Sous Chef.....                           | Antonio Giron   |

##### Sportservice

|  |                   |
|--|-------------------|
| General Manager.....                     | Tom Gallo         |
| Controller.....                          | Guvonna Bailey    |
| Human Resources Manager.....             | Eddie Stankard    |
| Concession Manager.....                  | Aaron Loois       |
| Retail Manager.....                      | Melissa Beard     |
| Commissary Manager.....                  | Jennifer Tate     |
| Accounting Clerk.....                    | Caleb Ross        |
| GuestPath Coordinator.....               | Whitney Whittaker |
| HR Assistant/Non Profit Coordinator..... | Matthew Murphy    |

##### Service Management Systems

|                                 |               |
|---------------------------------|---------------|
| Facility Manager.....           | Froylan Meraz |
| Assistant Facility Manager..... | William Webb  |
| Administrative Assistant.....   | Stefka Stoeva |

##### Contemporary Services Corporation

|                                   |                            |
|-----------------------------------|----------------------------|
| Vice President of Operations..... | Bruce Wagner               |
| Assistant Branch Manager.....     | Tony Barrett & Jack Vaughn |

##### Durrell Technologies

|                     |               |
|---------------------|---------------|
| Chief Engineer..... | Greg Vanhoose |
|---------------------|---------------|

# 102.5 FM SPORTS RADIO THE GAME

NASHVILLE



## HOME OF YOUR NASHVILLE PREDATORS

[www.1025thegame.com](http://www.1025thegame.com)





On December 7, 2007, Predators Holdings LLC purchased the Nashville Predators and Powers Management (the company that operates Bridgestone Arena) and took over the day-to-day operation of the National Hockey League team and Bridgestone Arena.

Predators Holdings LLC includes local executives in finance, health care and private business. Members include: Thomas Cigarran, Christopher Cigarran, Herb Fritch, Joel and Holly Dobberpuhl, DeWitt Thompson IV, DeWitt Thompson V, John Thompson, David Freeman and Warren Woo.

### PREDATORS HOLDINGS LLC

#### THOMAS G. CIGARRAN



Tom Cigarran was a co-founder, former chairman and CEO and current Chairman Emeritus and Director of Healthways, Inc. He was also a co-founder and former Chairman and CEO and a current Director of AmSurg Corporation, the nation's largest outpatient surgery center company. He was elected Chairman of the Nashville Predators in March 2010.

Cigarran has served on the boards of several public and private companies and on the boards of several community non-profit organizations including the Vanderbilt University Medical Center, Alive Hospice, the Mental Health Association, Alignment Nashville and the Nashville Area Chamber of Commerce. In addition, he is active in helping to improve public education in Nashville and in Haiti.

He received his undergraduate degree from Villanova University and an MBA degree from New York University.

#### CHRISTOPHER C. CIGARRAN



Chris Cigarran is the Vice President of Employer Solutions at Nashville's Healthways, Inc., the nation's leading and largest provider of specialized, comprehensive solutions to help millions of people maintain or improve their health and well-being and, as a result, reduce overall costs.

Cigarran received his undergraduate degree from Bucknell University and his master's degree from Pepperdine University.

#### HERBERT A. FRITCH



Herbert A. Fritch has served as the Chairman and Chief Executive Officer of HealthSpring, Inc., and its predecessor, NewQuest, LLC, since it began operation in 2000. Beginning his career in 1973 as an actuary, Fritch has more than 30 years of experience in the managed healthcare business. He is also one of the Predators three alternate governors.

A graduate of Carleton College, Fritch and his wife Barbara reside in Nashville. They are members of United Way's Tocqueville Society and Barbara serves on the board of the Nashville Zoo.

#### JOEL & HOLLY DOBBERPUHL



Joel Dobberpuhl is the CEO and portfolio manager of Jetstream Capital, a global hedge fund he founded in 2003. Prior to founding Jetstream Capital, Dobberpuhl was a senior portfolio manager for AIM Investments. He is also the Predators representative on the NHL Board of Governors.

Dobberpuhl received his degree from Southern Methodist University in 1988 alongside Holly (Stone) Dobberpuhl. Together, the Dobberpuhls are active in several charities based in the Nashville Area and have both served on the boards of Mercy Children's Clinic and Rocketown Ministries. Mrs. Dobberpuhl, a passionate Predators fan, also serves on the board of Saddle Up!, a therapeutic riding facility in Franklin, Tenn.

Joel, Holly, son Samuel and daughter Lily reside in Nashville.



#### DEWITT C. THOMPSON IV



DeWitt (De) C. Thompson IV currently serves as President and Chairman of Thompson Machinery Commerce Corporation, and is the Chairman of Thompson Machinery, the Caterpillar dealer for Middle and West Tennessee and North Mississippi.

Thompson is a director of PureWorks, Inc., and PHG Energy, and Co-Founder/former Vice-Chairman of FCC Equipment Financing, Inc. He has served as President of the Nashville Youth Hockey League and Vice Chairman-Regional Development for the Nashville Area Chamber of Commerce.

A graduate of Vanderbilt University who also attended U. S. Air Force Flight School, Thompson, his wife Jacqueline, reside in Nashville.

#### DEWITT C. THOMPSON V



DeWitt (De) C. Thompson V currently serves as the president of Thompson Machinery, the Caterpillar dealer for Middle and West Tennessee and North Mississippi. Thompson founded PureWorks, Inc. in 1999 and continues to serve as the company's chairman of the board. He is also chairman of the board of PHG Energy and serves on the board of Southcomm Inc.

A graduate of Vanderbilt University, Thompson, his wife Jamee, son DeWitt VI and daughters Helen, Grace and Laura reside in Nashville.

#### JOHN P.G. THOMPSON



John Thompson is an executive sales manager at Thompson Machinery, where he has worked since January 2006. He is a Director of PHG Energy, and he owns and manages Thompson Properties, LLC, a real estate property investment company. Prior to working for Thompson Machinery, he served as an asset manager for Covenant Capital Group, LLC.

A graduate of Vanderbilt University, Thompson is active in the Nashville community, although he currently lives in Memphis, Tenn.

#### DAVID S. FREEMAN



David S. Freeman is the founder and owner of 36 Venture Capital and was the former founder and CEO of Commodore Medical Services, a medical waste management company sold in 2007.

Freeman received his undergraduate degree from the University of Tennessee and a Juris Doctor degree from the Vanderbilt University School of Law.

#### WARREN WOO



Warren Woo is a Partner at Monroe Capital Partners, a credit fund formed in 2011. Prior to Monroe, Warren was a Founding Partner and Managing Director at Moelis & Company as well as a Vice Chairman, member of the Board of Directors and Global Head of Financial Sponsors, Hedge Funds and Leveraged Finance of UBS Investment Bank.

He graduated from the Stanford University Graduate School of Business and from UCLA with a B.A. in economics. Warren is also a member of the Board of Directors of the West Valley Wolves, a youth hockey club. Warren lives in Los Angeles, Calif., with his wife and two sons.



### DAVID POILE PRESIDENT OF HOCKEY OPERATIONS/GENERAL MANAGER



tenure in NHL history, and second in consecutive active seasons as a GM to the New York Rangers' Glen Sather (31 years).

According to Jason Farris of nhlhgm.com, Poile enters the 2011-12 campaign ranked third all-time in both wins (1,049) and games (2,164) by a general manager. Harry Sinden (1,170) ranks first on the wins list, followed by Glen Sather (1,144), while Sather is first on the games list (2,406) with Sinden (2,234) second. On March 21, 2010 at St. Louis, he picked up his 1,000th win as a general manager in a 3-2 Predators victory.

As the architect of a club built on speed, skill and steadfast work ethic, Poile's philosophy of building through home-grown talent and effective drafting continued to pay dividends in 2010-11 as the Predators advanced to the second round of the Stanley Cup Playoffs for the first time in franchise history, this after becoming one of just six teams to make the postseason in six of the last seven seasons and one of four to reach the 40-win mark in each of the last six seasons.

In total, a franchise-record 19 draft picks suited up for Nashville during the 2010-11 campaign, and 14 of the 22 players to dress for Nashville during the 2011 Playoffs were selected and developed by the franchise. The youngest team to make the playoffs and fifth-youngest in the NHL was led by 2011 Norris Trophy runner-up Shea Weber, 2011 Vezina Trophy runner-up Pekka Rinne and 2010 U.S. Olympic silver medalist Ryan Suter. Patric Hornqvist – the final pick of the 2005 Entry Draft (230th overall) – became the second Predator draftee to record back-to-back 20-goal seasons, and was joined on Nashville's forward corps by mainstays David Legwand (1998 draftee), Martin Erat (1999) and Jordin Tootoo (2001) as well as rising talent Cal O'Reilly (2005), Nick Spaling (2007) and Colin Wilson (2008). Joining Weber and Suter on the back end were fellow 2003 draftee Kevin Klein and Cody Franson. Jonathon Blum (2007) – the first Californian selected in the first round of the NHL Draft – and Blake Geoffrion – the first Tennessee native to reach the NHL – became contributors upon their debuts in late February.

The legion of draftees continues to be carefully supplemented by pleasant surprises like Sergei Kostitsyn, who had a breakout year to lead the team in goals and points, and players who fit seamlessly into the Predators culture, like marquee acquisition Mike Fisher, who was instrumental in the team's success down the stretch and in the postseason.

Building a team that earned the fifth seed in the Western Conference with 99 points and gave up the third-fewest goals in the League (190) in 2010-11 despite missing nearly 350 man-games due to injury and having the 21st-ranked payroll in the NHL earned Poile his second straight GM of the Year nomination. In 2009-10, he constructed a team that was one of 11 to hit the 100-point mark, despite having a payroll ranked 28th in the League, to earn a spot as a finalist for the inaugural General Manager of the Year Award.

Under Poile's direction, the Predators have been one of the top teams in the NHL since evolving from an expansion team, to a bona fide contender. Since the start of 2005-06, Nashville's 272 wins

rank sixth-best in the league, while 155 home victories puts them third in the NHL.

The aggressive team-building plan implemented by Poile from the franchise's inception has helped the organization earn the reputation as one of the most stable, well-built teams in the NHL. Crucial to the plan's success is the ability to make the right selections and develop the young prospects. Poile has assembled a bright staff of personnel charged with those responsibilities, including assistant general manager Paul Fenton, chief amateur scout Jeff Kealty, and a coaching staff led by Barry Trotz.

Poile has long been a proponent of a strong developmental system as a means to develop promising young players into productive NHL players. The Predators' primary developmental affiliate, the American Hockey League's Milwaukee Admirals, captured the first Calder Cup Championship in franchise history in 2004 and revisited the Calder Cup Finals in 2006. In 2010-11, the Admirals finished with the top record in the AHL's Western Conference, winning their fourth West Division title in the last eight seasons. Milwaukee also made its ninth consecutive playoff appearance in 2011, and became the first team in AHL history to post 40-or-more wins and 90-or-more points for a eighth consecutive season, each season with a team predominately made up of Predators prospects.

Poile's wisdom and experience is clearly valued throughout the hockey world. He was named associate general manager for the 2010 United States Olympic Team on June 6, 2008, and helped select a team built on youthful speed and skill in December 2009. Team USA would become one of the headline stories of the 2010 Games, capturing the hearts of a nation en route to a silver medal. He also served as associate GM for the U.S. entries into the 2009 and 2010 International Ice Hockey Federation World Championships, and as general manager at the 1998 and 1999 tournaments.

He was also selected as one of four NHL general managers to sit on the first NHL Competition Committee in 2005. The steering body formulates and recommends rule changes for approval by the NHL Board of Governors. In this role, he helped usher in the new era of NHL hockey – featuring on-ice innovations such as the regular-season shootout and the elimination of the red line – while



at the same time drawing upon the wealth of experience accumulated through his many years in the game. The Competition Committee continues to be one of the most influential bodies in the game today.

In 2006-07, Poile was recognized by The Sporting News as its Executive of the Year, an honor he had received twice previously (1982-83 and 1983-84) and which is determined through a vote of his peers, after the Predators finished the season with the second-most points in the Western Conference and tied for the third-most points in the entire National Hockey League. The Predators established franchise records in points (110), wins (51), road wins (23) and goals (272) during the campaign. Locally, Business TN magazine honored him as the magazine's "CEO of the Year" for 2006 based on his consistent and successful track record as the team's architect.

In 2001, Poile was a recipient of the Lester Patrick Award in recognition of contributions to hockey in the United States. Poile has devoted his professional career to hockey and the NHL, particularly in non-traditional markets. His late father, Bud Poile, also a recipient of the Lester Patrick Award (1989) and a member of the Hockey Hall of Fame (1990), served as general manager of two expansion franchises – first in Philadelphia (1967) and then in Vancouver (1970). David Poile began his professional career as an administrative assistant with the Atlanta Flames expansion franchise in 1972 and spent 10 years with the organization before being named general manager of the Washington Capitals in 1982.

For the 1982-83 season, Poile took the reins of a Washington team that had never made the Stanley Cup Playoffs. In his 15 years there, the Capitals advanced to the postseason 14 times. The 1997-98 Capitals, largely comprised of players Poile acquired, advanced to the Stanley Cup Finals. During his 15-year tenure, the Caps compiled a record of 596-454-124 (.559), ranking among the NHL's top five teams during that span.

Poile was instrumental in the league's adoption of the instant replay rule in 1991. He was awarded Inside Hockey's Man of the Year award for his leadership on the issue.

A graduate of Northeastern University in Boston, Poile was hockey team captain, leading scorer and most valuable player for two years, earning a place in the University's Hall of Fame.

Poile also serves as an alternate governor for the team and in December 2007, he added President of Hockey Operations to his title for the first time in his career. Poile donates to Operation Homefront (which provides emergency assistance and morale to our U.S. Troops), USA Hockey and the Peterson for Parkinson's Foundation for every Predators victory.

He and his wife, Elizabeth, reside in Nashville. The Poiles have two children – daughter Lauren and son Brian – who was named the Predators Director of Hockey Operations in July 2010 – and a granddaughter – Ellie.



### LONGEST TENURED GENERAL MANAGERS

| GENERAL MANAGER    | TEAM(S)         | YEARS     | SEASONS                   |
|--------------------|-----------------|-----------|---------------------------|
| Jack Adams         | DET             | 35        | 1927-28 to 1961-62        |
| Glen Sather        | EDM, NYR        | 31        | 1980-81 to 2010-11        |
| Conn Smythe        | TOR             | 30        | 1927-28 to 1956-57        |
| Art Ross           | BOS             | 30        | 1924-25 to 1953-54        |
| <b>David Poile</b> | <b>WSH, NSH</b> | <b>29</b> | <b>1982-83 to 2010-11</b> |
| Harry Sinden       | BOS             | 29        | 1972-73 to 2000-01        |



### JEFF COGEN CHIEF EXECUTIVE OFFICER



Jeff Cogen brings more than 30 years of experience in the sports and entertainment industry to the Nashville Predators as the team's Chief Executive Officer, a role he was named to in August 2010. As the CEO of both the Predators and Bridgestone Arena, Cogen is responsible for running the business operations of both the club and the arena.

During his first season as CEO, he helped the organization achieve its most successful sales season to date, with the Nashville Predators increasing attendance from four regular season sellouts in 2009-10 to 16 regular season sellouts in 2010-11 and the team recording its highest ticket renewal rate in franchise history. He was also instrumental in Bridgestone Arena achieving its highest ever *Pollstar* year-end ranking and first year end inside the Top Ten (sixth in U.S. and 17th in the world).

Prior to joining the Predators, Cogen served as President of both the Dallas Stars (2007-10) and Texas Rangers (2004-07) after previously working under the Hicks Sports Group umbrella from 1993-2001. As President of the Rangers, and then the Stars, Cogen ran all business aspects of the franchises, and also served as Hicks Sports Group's primary representative on American Airlines Center Board that provides oversight and leadership on all arena issues including overall financial performance, capital expenditures, third party events, and team operations.

With the Rangers, where he was also Chief Operating Officer for one year, Cogen increased revenues by 20 percent over a three-

year span, and generated revenue streams through a landmark naming-rights deal (Ameritrust Field in Arlington), and through non-traditional outlets such as technological partnerships.

In his first stint with the Stars as Vice President from 1993-99, Cogen helped build the newly relocated franchise's season ticket base to more than 15,000 fans and saw a sellout streak that lasted more than 150 games over a nearly four-season span. After being promoted to Executive V.P. of Marketing and Sales of Southwest Sports Group (entity that operated both the Stars and Rangers), Cogen created synergies between the teams that led to exponential rises in ticket and sponsorship revenue.

Cogen's two stints in Dallas were bridged by a successful two-year stretch as Chief Operating Officer of the Florida Panthers and the then-Office Depot Center. From 2001-03, he executed a naming rights agreement for the venue, and boosted income on both the team and building sides via joint entertainment ventures.

The Newport News, Va., native's first taste of professional sports came as Director, and later Vice President of Marketing for Olympia Arenas, the managing company of Detroit Red Wings, Joe Louis Arena and Fox Theater, from 1986-93. He started his career with Ringling Brothers and Barnum and Bailey Shows in 1979, managing more than 100 engagements until August 1986.

The graduate of Old Dominion has a wife, Jill and three children—twin daughters Kendall and Taylor, a son Matthew, and resides in Franklin, TN.



### SEAN HENRY PRESIDENT/CHIEF OPERATING OFFICER



Now entering his second season as the President/Chief Operating Officer of the Nashville Predators and Bridgestone Arena, Sean Henry has brought a unique and aggressive approach to arena booking and operations, ticket and sponsorship sales and government affairs to his position. In his first season with the team, Henry oversaw the rise of Bridgestone Arena into international trade publication *Pollstar*'s Top 10 U.S. Venue rankings. As President and COO, he is responsible for business operations of the franchise and venue.

Henry spent 11 years with the Tampa Bay Lightning and Palace Sports and Entertainment prior to joining the Predators in August of 2010, serving as their Executive Vice President and COO. While overseeing business operations for the Lightning, St. Pete Times Forum and Single-A baseball's Asheville Tourists, the company saw dramatic increases in media, ticket, sponsorship, suite and event revenues. The St. Pete Times Forum became one of the busiest venues in the country, built around a Stanley Cup Championship in 2004.

Henry's two years prior to his stay in Tampa were spent as Vice President of Sales and Marketing with Unity Motion in St. Louis, Mo., the first company to design, develop and market High Definition television systems to retail markets. Unity Motion boasts the distinction of the first ever live HD broadcast across the United States and the first live broadcast sporting event in HD.

The Long Island native started working at the tender age of three, helping his father on construction sites. Henry was charged with the largest of tasks – from picking up nails to watching cement cure, he did it all. In 1983, Henry entered sports and entertainment in the illustrious position of a busboy when he joined Volume Services Inc. He would eventually serve in various management roles with the company through 1997. In his time with Volume Services Henry served as the General Manager of the Palace at Auburn Hills, home of the NBA's Detroit Pistons, the Regional General Manager of the Trans World Dome, home of the NFL's St. Louis Rams and as a project manager on an array of new accounts and construction projects, with his last project being Jack Kent Cooke Stadium, the then-home of the NFL's Washington Redskins.

Henry a graduate of The State University of New York married Tracey Manning, a.k.a. the Suburban Diva, 20 years ago. They have four children – sons Steven (15) and Matthew (11), and daughters Amy (7) and Jessica (4). Henry counts being the runner-up at the Pinewood Derby quarterfinals at the age of 9 with his hand-built O'Henry Bar car as one of his greatest work rewards, right after having his name engraved on the Stanley Cup. Henry serves on the boards of the Nashville Predators Foundation, and The Nashville Downtown Partnership, and he and Tracey are on the Rascal Flatts Behind The Music Host Committee, and are very involved in their children's schools, sports teams and direct fundraising for Attention Home, a home for abused children in Safety Harbor, Fla.





### CHRIS PARKER EXECUTIVE VICE PRESIDENT / CHIEF SALES & MARKETING OFFICER



Now entering his fourth full season with the Predators/Bridgestone Arena, Executive Vice President/Chief Sales and Marketing Officer Chris Parker has directed efforts to secure partnerships with some of Nashville and the nation's most respected and recognizable companies since being promoted to his current title on March 1, 2009. In 2010-11 he helped secure an exclusive financial services partnership with 5/3 Bank and negotiated a long-term integrated broadcast and marketing partnership with Nashville-based Cromwell Group for flagship radio broadcast rights on 102.5 FM The Game. The deal also includes a promotional partnership with sister station 102.9 FM The Buzz. Also in 2010-11, Parker helped facilitate the overall growth in each major revenue stream (tickets sales, corporate partnerships, premium seats and broadcast sales) by 15 percent or more, respectively, versus the previous year.

During the 2009-10 season, Parker directed the organization's efforts to secure Bridgestone Americas Tire Operations Inc., as the new arena naming rights partner. Additionally, he was instrumental in adding the likes of Patrón Spirits Company, whose name is now on the Arena's Suite Level Restaurant, the Ford Motor Company/Mid-South Ford Dealers, Comcast, and Nashville-based entities Vanderbilt University Medical Center, Daily's Convenience Stores and Mars Pet Care.

Parker also led the organization's efforts to secure a new long-term television rights agreement with FOX Sports Tennessee/Sports South. The agreement, which increases the number of telecasts, is also the most lucrative in franchise history. On the ticket sales front, Parker initiated a restructuring effort that resulted in the creation of an inside sales team and a fan relations group more focused and dedicated on the needs of existing ticket holders. Thanks in large part to this effort, the organization achieved its second consecutive year of season ticketholder renewal rates in excess of 90 percent.

In his role with the Predators/Bridgestone Arena, Parker oversees all sales functions of the organization including ticket sales, corporate partnerships and premium seats. He also directs all aspects of the club's business and broadcast partnerships, both locally, nationally and with the NHL offices. Additionally, he plays an instrumental role in redefining Bridgestone Arena through new advertising technologies and sponsor driven renovations.

Parker originally joined the Predators in March 2008 as Senior Vice President of Corporate Development. Prior to coming to Nashville, he served as the Vice President of Business Development with Palace Sports & Entertainment in Detroit. While with Palace Sports and Entertainment, the ownership umbrella which includes the Pistons (NBA), the Shock (WNBA), the Palace at Auburn Hills and several concert venues, Parker managed parts of the corporate marketing department and all new business initiatives.

Prior to his time with Palace Sports, Parker spent nearly 10 years with Silicon Valley Sports & Entertainment (SVSE) the parent company of the San Jose Sharks, HP Pavilion Management and the SAP Open tennis tournament. Parker spent his last five years in San Jose as the Director, Corporate Partnerships where he oversaw all aspects of the organization's corporate sales and service initiatives. During his tenure with SVSE, Parker was responsible for more than \$100 million in gross sales, including the naming rights to HP Pavilion, the SAP Open (ATP) and the Comerica Bank Club.

A graduate of the University of Michigan with a degree in sports management and communications, Parker began his sports career with the International Hockey League head office in suburban Detroit.

Parker resides in Nashville and serves on several philanthropic boards and committees including the Alumni Advisory Board of the Division of Kinesiology at the University of Michigan, as Vice Chairman of the Bernard P. "Pat" Maloy Endowed Scholarship at Michigan and the Board of Directors for Junior Achievement of Middle Tennessee.

### MICHELLE KENNEDY EXECUTIVE VICE PRESIDENT / CHIEF FINANCIAL OFFICER & GENERAL COUNSEL



Michelle Kennedy joined the Predators full-time in March 2008 as In-House Counsel. Kennedy, also a certified public accountant (CPA), accepted the additional charge of Chief Financial Officer for the Predators and Powers Management in 2010 while continuing to serve as the organization's General Counsel. In her current role, Kennedy serves as the organization's primary contact with the ownership group, in addition to overseeing all legal, finance and human resource matters. Kennedy is also extensively involved with key Sports Authority and Metro Government matters.

Kennedy began her career as an auditor at KPMG International, an advisory, audit and tax services company. After nearly five years in public accounting, she joined Vanderbilt University as an Associate Director of Athletics. For six years, she was responsible for oversight of the department's business operations, including ticket operations, facilities, game and event management, as well as oversight of marketing and corporate sponsorship activities. Kennedy continued to work in a consultative capacity for Vanderbilt while attending law school.

Kennedy obtained a B.A. in economics from Vanderbilt University in 1992 and a Juris Doctorate from Vanderbilt University in 2007. A native of Hawesville, Kentucky, Kennedy now resides in Nashville.



### CHRIS JUNGHANS SENIOR VICE PRESIDENT, CORPORATE DEVELOPMENT



Chris Junghans was named Senior Vice President, Corporate Development for the Predators and Bridgestone Arena in July of 2009. In this role he directs both the Corporate Partnerships and Premium Seat sales and service staff which strive to bring unique customer experiences and partnerships to key customers and brands.

In his short tenure he's helped to secure partnerships with some of the world's most recognizable brands including McDonald's, Pepsi and AT&T.

Prior to his current role, Junghans led the Premium Seats division for the Predators and Bridgestone Arena. During his tenure as both a Director and Vice President, he was able to develop key products and services that led to a 100 percent increase in sales. In addition, he helped pioneer the Bench Seats program which has become a key source of revenue for most of the NHL's 30 clubs.

Junghans started his career with the Florida Panthers in ticket sales and quickly moved through the ranks. After a successful campaign in Florida, he accepted the role of Group and Suite Sales Manager with the Predators where his teams consistently ranked near the top in annual group sales dollars.

In 2007 he was promoted to Vice President, Premium Seat Sales where he formulated a plan to renew more than 60 percent of the team's suite business. The plan and execution proved successful as the team earned a 25 percent increase year over year and became a model for other franchises.

Born in Washington, D.C., Junghans is a graduate of the University of North Carolina at Charlotte where he was the starting catcher for the UNCC 49ers and was drafted in the 11th round by the Milwaukee Brewers. Chris resides in Franklin, with his wife, Carolina. They have three children, Lia, Alex and Sofie.

### GERRY HELPER SENIOR VICE PRESIDENT, COMMUNICATIONS



A veteran of more than 32 years in hockey having been with the National Hockey League or one of its teams since 1979, Gerry Helper joined the Predators in October 1997, and has served in various communications roles, assuming his most recent position in August 2010. In addition to heading up the club's public and media relations efforts in the hockey operations department, Helper assists in relations with the Sports Authority, Sports Council, Metro and State Governments. Helper works closely with upper management on external organizational and franchise communication issues. He has also served as president or on the board of the Predators Foundation since its inception; the Foundation has distributed more than \$3 million to Nashville area charitable and community service organizations, including a single-season record \$325,059 in 2010-11.

Helper has also been active with USA Hockey, serving as a communications liaison for the United States' silver medal-winning entry at the 2010 Vancouver Olympics and on USA Hockey's marketing council from 1994-99.

From 1998-2009, Helper oversaw the club's media and public relations efforts, publications, the team's web site, amateur

hockey efforts and community relations initiatives. He was on the NHL's Communications Advisory Board from 2004-09, and was the organization's point person with the NHL for the 2003 NHL Entry Draft in Nashville, which drew more than 13,000 people to the Bridgestone Arena.

In his first stint with an expansion franchise, Helper spent nearly seven years (1991-97) with the Tampa Bay Lightning as the team's vice president of communications. He assisted with the development of Tampa Bay's successful 1999 NHL All-Star Weekend bid. He also spent time as the NHL's director of information (1987-89) and director of public relations (1989-91) after beginning his sports career with the NHL's Buffalo Sabres (1979-86). He also worked several Stanley Cup Finals and All-Star Games in his time with the League and the Sabres.

Helper is on the board of directors for the Middle Tennessee YMCA and the Nashville Sports Council. He is a 1979 graduate of St. Bonaventure University with a B.A. in mass communications and a 2000 graduate of leadership music.

Helper resides in Franklin, Tenn., with his wife, Kim, and daughters, Renee and Abigail.



### NAT HARDEN VICE PRESIDENT OF TICKET SALES



An "original Predator" who started with the franchise in 1997, Nat Harden enters his fifth season as Vice President of Ticket Sales in 2011-12. In his current role, Harden is responsible for all tickets sales and service for the Nashville Predators.

Harden started with the Predators as a Fan Relations Account Service Executive before becoming a Corporate Account Executive in 2000. He was promoted to Season Ticket Sales Manager prior to the 2003-04 season, then Director of Ticket sales in 2006. Since Harden's promotion to Vice President of Tickets Sales the Predators have increased attendance by more

than 20 percent and renewed their season ticket holders at an average of 88 percent during that time.

A graduate of Mississippi State University with a bachelor's degree in business administration and a master's degree in sports administration, Harden played baseball for the Bulldogs from 1992-96. Since taking over the season ticket sales, he has required all employees to ring a Mississippi State/Nashville Predators cowbell upon a sale.

Harden and his wife, Paige, reside in Nashville with their two children - 8-year-old son, Ty, and 5-year-old daughter, Clara.

### BROCK JONES VICE PRESIDENT OF BOOKING, BRIDGESTONE ARENA



Since 2006, Brock Jones has been responsible for acquiring, scheduling and overseeing all events at Bridgestone Arena. He has been instrumental in the growth and success of the entertainment opportunities provided at the arena.

Now in his 23rd year in the industry, Jones began his career booking acts throughout the Western United States as an independent promoter before becoming involved in venue management. Brock has been integral in Bridgestone Arena's record breaking success including being nominated for the 2007, 2008, 2009 and 2010 Pollstar Concert Venue of the

Year Awards, winning the Academy of Country Music's 2009 Venue of the Year Award and receiving the 2008 and 2010 International Entertainment Buyer's Association (IEBA) Concert Venue of the Year Awards.

In addition, he serves on the Nashville Music Business Council, the Board of Directors for the Nashville Chapter of Musicians On Call, the Board of Directors for the T.J. Martell Foundation and is an active Alumni of Leadership Music.

Brock obtained a B.A. and MPA from Idaho State University and received his JD from The University of The Pacific.

### ALLISON SIMMS VICE PRESIDENT OF HUMAN RESOURCES



Allison Simms joined the Nashville Predators as Director of Human Resources in 2006, was elevated to Senior Director in 2008, and promoted to her current role as Vice President of Human Resources in 2010. Her responsibilities include managing and directing all human resources and payroll functions for both the Nashville Predators and Powers Management.

Simms began her career in human resources in the insurance and healthcare fields before transitioning to the exciting industry of sports & entertainment. An alumni of Middle Tennessee State University, Allison has a bachelor's degree in education and is a member of Society for Human Resource Management.

As a Nashville native, Simms stays involved in the community with a passion for animal rescue. She and her husband, Matt, and their two Labrador Retrievers reside in Nashville.

### BRIAN POILE DIRECTOR OF HOCKEY OPERATIONS



Brian Poile enters his second season with the Nashville Predators as the Director of Hockey Operations in 2011-12. Poile's primary responsibilities for the team include preparation and research for negotiating player contracts, salary arbitration and overseeing minor league affiliation agreements with the American Hockey League's Milwaukee Admirals and ECHL's Cincinnati

Cyclones. He is also involved with fiscal and strategic planning, evaluating pro and amateur players and managing the club's payroll, salary cap and compliance with the Collective Bargaining Agreement, as well as the day-to-day business operations of the hockey department.

as the Director of Hockey Operations for their AHL affiliate, the Utah Grizzlies, in Salt Lake City. In his role in Utah, Poile managed the Grizzlies hockey department, club roster, budget, player contracts, team travel, schedules, training camps, scouting and player call-ups. He also served as an Alternate Team Governor, in addition to managing NHL/ECHL affiliation agreements and the AHL, Professional Hockey Players Association and Collective Bargaining Agreement issues.

Hockey roots run deep in the Poile family. He is the son of Predators' President of Hockey Operations/General Manager, David Poile, and grandson of Hockey Hall of Fame Inductee, Norman "Bud" Poile. Poile earned his bachelor's degree in communications at Boston College in 2000.

Poile, his wife, Valerie, and dog, Wiley, reside in Nashville.

Poile began his career with the NHL's Dallas Stars, spending one season as the Stars' Director of Team Services and three seasons



### PAUL FENTON ASSISTANT GENERAL MANAGER



Now in his 14th season with the Predators, and his sixth as the club's assistant general manager, Paul Fenton has been instrumental in bringing in many of Nashville's core players, primarily through the draft, but also through trades and free agent signings.

After serving as the director of player personnel for the Predators' first eight seasons, Fenton was promoted to assistant general manager on June 5, 2006, where he oversees the Predators' amateur player development, manages the team's professional and amateur scouting staff and advises President of Hockey Operations/General Manager David Poile on player personnel decisions. He has been in charge of all player acquisitions since joining the Predators and managed the club's Entry Draft efforts since 2003 (when the team selected Ryan Suter, Shea Weber and Kevin Klein), doing so jointly with Chief Amateur Scout Jeff Kealty in the process since 2008. Nashville's 2011 playoff roster, which advanced to the second round for the first time in franchise history, included 12 players selected during Fenton's time managing the draft table, and another four that emerged as NHL regulars after coming to the organization.

Fenton also serves as general manager of the Predators' primary developmental affiliate, the Milwaukee Admirals of the American Hockey League, who made their ninth consecutive playoff appearance - winning their fourth division title in the last eight campaigns - and became the first team in AHL history to post 40-or-more

wins and 90-or-more points for an eighth consecutive season in 2010-11. He also served as Associate GM for Team USA at the 2011 World Championships.

Fenton joined the Predators after spending five seasons in the Anaheim Ducks' hockey operations department. He served as a scout during his first three seasons with the Ducks and as the chief professional scout the last two years. A number of players drafted during Fenton's run with the Ducks - such as Paul Kariya, Steve Rucchin, Ruslan Salei and Mike LeClerc - led Anaheim to the 2003 Stanley Cup Finals. The Springfield, Mass., native also helped facilitate one of the Anaheim franchise's largest trades, the February 1996 acquisition of Teemu Selanne.

Fenton played eight seasons in the NHL before joining the scouting ranks. He amassed 100 goals and 83 assists in 411 NHL contests while playing for seven different NHL teams, including San Jose during the Sharks' inaugural season (1991-92). In 1989-90, the former Boston University Terrier scored an NHL career-high 32 goals for the Winnipeg Jets, and his impressive playing resume also includes three selections to AHL and IHL All-Star teams.

Paul and his wife, Nona, reside in Brentwood. They have two sons, P.J. and Owen. P.J. was the San Jose Sharks' sixth selection, 162nd overall (fifth round), in the 2005 NHL Entry Draft and will play his third professional season in Germany in 2011-12 with the Bietigheim Steelers. Owen is a doctorate student in Chemistry at the Massachusetts Institute of Technology (MIT).

### FENTON'S PLAYING CAREER

| SEASON  | CLUB        | LEAGUE | REGULAR SEASON |     |    |     |     | PLAYOFFS |    |    |     |     |
|---------|-------------|--------|----------------|-----|----|-----|-----|----------|----|----|-----|-----|
|         |             |        | GP             | G   | A  | PTS | PIM | GP       | G  | A  | PTS | PIM |
| 1979-80 | Boston U.   | ECAC   | 28             | 12  | 21 | 33  | 18  | --       | -- | -- | --  | --  |
| 1980-81 | Boston U.   | ECAC   | 7              | 4   | 4  | 8   | 0   | --       | -- | -- | --  | --  |
| 1981-82 | Boston U.   | ECAC   | 28             | 20  | 13 | 33  | 28  | --       | -- | -- | --  | --  |
| 1982-83 | Peoria      | IHL    | 82             | 60  | 51 | 111 | 53  | --       | -- | -- | --  | --  |
|         | Colorado    | CHL    | 1              | 0   | 1  | 1   | 0   | 3        | 2  | 0  | 2   | 2   |
| 1983-84 | Binghamton  | AHL    | 78             | 41  | 24 | 65  | 67  | --       | -- | -- | --  | --  |
| 1984-85 | Binghamton  | AHL    | 45             | 26  | 21 | 47  | 18  | --       | -- | -- | --  | --  |
|         | Hartford    | NHL    | 33             | 7   | 5  | 12  | 10  | --       | -- | -- | --  | --  |
| 1985-86 | Binghamton  | AHL    | 75             | 53  | 35 | 88  | 87  | 6        | 2  | 0  | 2   | --  |
|         | Hartford    | NHL    | 1              | 0   | 0  | 0   | 0   | --       | -- | -- | --  | --  |
| 1986-87 | New Haven   | AHL    | 70             | 37  | 38 | 75  | 45  | 7        | 6  | 4  | 10  | 6   |
|         | NY Rangers  | NHL    | 8              | 0   | 0  | 0   | 2   | --       | -- | -- | --  | --  |
| 1987-88 | New Haven   | AHL    | 5              | 11  | 5  | 16  | 9   | --       | -- | -- | --  | --  |
|         | Los Angeles | NHL    | 71             | 20  | 23 | 43  | 46  | 5        | 2  | 1  | 3   | 2   |
| 1988-89 | Los Angeles | NHL    | 21             | 2   | 3  | 5   | 6   | --       | -- | -- | --  | --  |
|         | Winnipeg    | NHL    | 59             | 14  | 9  | 23  | 33  | --       | -- | -- | --  | --  |
| 1989-90 | Winnipeg    | NHL    | 80             | 32  | 18 | 50  | 40  | 7        | 2  | 0  | 2   | 23  |
| 1990-91 | Winnipeg    | NHL    | 17             | 4   | 4  | 8   | 18  | --       | -- | -- | --  | --  |
|         | Toronto     | NHL    | 30             | 5   | 10 | 15  | 0   | --       | -- | -- | --  | --  |
|         | Calgary     | NHL    | 31             | 5   | 7  | 12  | 10  | 5        | 0  | 0  | 0   | 2   |
| 1991-92 | San Jose    | NHL    | 60             | 11  | 4  | 15  | 33  | --       | -- | -- | --  | --  |
|         | NHL TOTALS  |        | 411            | 100 | 83 | 183 | 198 | 17       | 4  | 1  | 5   | 27  |

### MARTIN GELINAS DIRECTOR OF PLAYER DEVELOPMENT



Martin Gelinas enters his third season as the Predators' Director of Player Development in 2011-12. In his role, Gelinas is responsible for following and evaluating prospects drafted by Nashville, in addition to working with players on all levels throughout the United States, Canada and Europe. He assists them with their maturation process into NHL players by focusing on nutrition, off-ice workouts and conditioning, practice habits and game performance.

The native of Shawinigan, Quebec, joined the Predators in 2008 after a distinguished playing career that spanned 21 seasons and three decades. Gelinas posted 660 points (309g-351a) in 1,273 NHL games (1988-2008), and also played two professional seasons in Switzerland (2004-05 and 2008-09), amassing 83 points (53g-30a) in 69 games. The left wing with Edmonton, Quebec, Vancouver, Carolina, Calgary and Florida rounded out his NHL career with the Predators in 2007-08, appearing in 57 games (9g-11a-20pts). At the close of the 2010-11 season, Gelinas' combined regular-season and playoff game total (1,420) ranked 42nd all-time.

He became the oldest player ever to don a Nashville jersey when he made his debut with the club on October 4, 2007, and was the team's nominee for the Masterton Trophy after having his season

cut short due to a knee injury sustained on February 21, 2008. The top offensive season of his career came in 1996-97 with the Canucks when he registered 68 points (35g-33a) in 74 games.

Gelinas won a Stanley Cup with Edmonton in his first full NHL season (1989-90), and also advanced to the Cup final with Vancouver (1994), Carolina (2002) and Calgary (2004), appearing in deciding Game Sevens in both 1994 and 2004. During his 19-season NHL career, he appeared in the Stanley Cup Playoffs 10 times, notching 56 points (23g-33a) in 147 games. He is one of only two players in NHL history to have scored three playoff-series-clinching goals in one season (the other was Ken Linseman), achieving the feat during Calgary's 2004 Cup run. Two of the goals were in overtime, and he also scored the overtime goal in Game Six that put the Carolina Hurricanes into the Stanley Cup Finals in 2002 against Toronto.

The Los Angeles Kings' first choice (seventh overall) in the 1988 NHL Entry Draft, Gelinas was traded to Edmonton in the package that sent Wayne Gretzky to L.A. on August 9, 1988.

Gelinas is based out of Calgary, Alberta, where he resides with his wife Jane, son Matthew, and daughters Cameron and Morgan. Matthew was selected by Swift Current in the 2010 Western Hockey League Bantam Draft.

and was named head coach for the 1993-94 season. He recorded 40-or-more victories on four occasions and helped develop NHL first-round picks Adam Deadmarsh (1993), Jason Wiemer (1994), Brenden Morrow (1997) and Marian Hossa (1997).

Prior to joining Portland, the Calgary, Alta., native spent two seasons (1989-91) as an assistant coach with the Hartford Whalers (NHL) following his retirement as a player. The former Detroit first-round pick (1978) played 11 NHL seasons from 1978-89 with Detroit, Buffalo, Vancouver and Hartford. He appeared in 620 NHL games, collecting 213 points (72g-141a) and 484 penalty minutes. Peterson was known as one of the NHL's top defensive forwards and penalty killers.

A tireless worker in the community, Peterson established the Peterson for Parkinson's Foundation to benefit Parkinson's Disease research, education and support groups in 2007 and it has grown exponentially since then. For the first time in 2011, Peterson for Parkinson's will join forces with the Predators to hold "Petey's Preds Party," a dinner/auction event, and the Nashville Predators/Brent Peterson Celebrity Golf Classic. PFP also holds a golf scramble each summer in Lindsay, Ont., and sponsors a team for the Country Music Marathon.

Brent and his wife, Tami, reside in Franklin, Tenn. They have three children: Ryan, Brad and Kristin.

### BRENT PETERSON HOCKEY OPERATIONS ADVISOR



A Nashville Predator since Day One, Brent Peterson transitions into the role of Hockey Operations Advisor in 2011-12 after 13 seasons as a member of the team's coaching staff. In his new role, Peterson will work closely with General Manager David Poile and Head Coach Barry Trotz on all matters involving the team, in addition to being active in the community and in sponsorship and business operations.

In his time behind the Predators bench as both associate coach (2003-11) and assistant coach (1998-2003), Peterson worked closely with the penalty killing unit that has finished among the top 12 in the NHL in 10-of-12 seasons, and a defensive corps that gave up the second fewest goals in the League in 2010-11. He has helped the club to Stanley Cup Playoff berths in six of the last seven seasons, and reach the 40-win mark in each of the last six seasons, while amassing the League's sixth-highest win total (272) since 2005-06.

Peterson joined the Predators after serving as head coach of the Portland Winter Hawks (WHL) for seven seasons, posting a 201-138-20 mark. During the 1997-98 season, the Winter Hawks were a league-best 53-14-5 and captured the WHL Championship and the Memorial Cup. He was originally appointed co-coach in 1991-92



### JEFF KEALTY CHIEF AMATEUR SCOUT



Kealty, now in his 11th season with the organization, has been managing the club's amateur scouting operation as the Predators' Chief Amateur Scout since July 25, 2007. In addition to monitoring the best draft-eligible talent around the globe, Kealty keeps an eye on the CHL, NCAA and other junior leagues in North America and Europe. Reporting to Assistant General Manager Paul Fenton, Kealty also spearheads the team's annual efforts at the NHL Entry Draft.

The Boston native has overseen Nashville's past four drafts, helping to bolster the club's depth across the board, selecting 18 forwards, nine defensemen and three goalies since his first year co-running Nashville's draft table in 2008. While much of the talent Kealty and his staff have selected the past four years is still developing, the future looks bright. 2008 seventh-round gem (207th overall) Anders Lindback looks to be a key piece to Nashville's goaltending future while 2008 first-rounder (seventh overall) Colin Wilson has already spent two seasons with the Predators. The future is also

bright for 2008 second-round pick (38th overall) Roman Josi, who will battle with two other Kealty selections - 2011 Swedish Elite League Rookie of the Year Mattias Ekholm (2009 fourth-round pick, 102nd overall) and one of the most decorated junior players in history, Ryan Ellis (2009 first round, 11th overall) - for NHL playing time this season. Another 2009 fourth-rounder (98th overall), Craig Smith, was named one of the United States' top players at the 2011 World Championships while playing NHL-caliber talent, and will also get a chance to break into the Predators lineup in 2011-12.

A former first-round pick (22nd overall) of the Quebec Nordiques in 1994, Kealty was signed by Nashville as a free agent in 1998 following a four-year college career at Boston University. The former defenseman played one pro season for the Milwaukee Admirals (International Hockey League) before his playing career was cut short due to injury.

Kealty, his wife Lynn, daughter Lydia and son James (twins) reside in Norfolk, Mass.

### SCOUTING STAFF



**Martin Bakula**  
European Scout



**Lucas Bergman**  
European Scout



**Nick Beverley**  
Pro Scout



**Shawn Dineen**  
Pro Scout



**Janne Kekalainen**  
European Scout



**Vaclav Nedomansky**  
Pro Scout



**Tom Nolan**  
North American  
Amateur Scout



**Ryan Rezmierski**  
North American  
Amateur Scout



**Glen Sanders**  
North American  
Amateur Scout



**David Westby**  
North American  
Amateur Scout



# MANAGEMENT & STAFF

## COACHING STAFF

### BARRY TROTZ HEAD COACH



The first and only coach in franchise history, Barry Trotz is regarded as one of the top bench bosses in the game today, having been a finalist for the Jack Adams Award as the NHL's top coach for each of the past two seasons (2009-10 and 2010-11). In his 13 seasons and 14 years as the Predators' coach, Trotz has put himself among some legendary names, ranking fourth all-time in games coached (984) and sixth all-time in wins (455) with a single franchise. Trotz also broke into the Top 20 in all-time coaching victories in 2010-11. Additionally, he is one of just seven coaches in all four major North American sports leagues to have coached or managed each of a team's first 12 seasons of existence (NHL: Lester Patrick (13, N.Y. Rangers); MLB: Connie Mack (50, Oakland); NFL: Curly Lambeau (29, Green Bay), Tom Landry (29, Dallas), Hank Stram (15, Kansas City), Paul Brown (15, Cleveland)).

He enters 2011-12 just 16 games away from becoming just the fourth man to reach 1,000 games with a franchise (Al Arbour, 1,500 (N.Y. Islanders); Lindy Ruff, 1,066 (Buffalo); Billy Reay, 1,012 (Chicago)) and is just 10 wins shy becoming the fifth coach to reach 465 victories with one team (Arbour, 740; Ruff, 526; Reay, 516; Toe Blake, 500 (Montreal)).

Trotz, the second-longest tenured coach in the NHL behind only Buffalo's Lindy Ruff, guided the Predators to playoff series victory for the first time in franchise history in 2011, topping the Anaheim Ducks in the Western Conference Quarterfinals before pushing the Stanley Cup Finalist Vancouver Canucks to six hard-fought games in the conference semifinals. Trotz is the only coach to lead his team to the playoffs in six of the last seven seasons, averaging nearly 98 points per season (91 in 2003-04, 106 in 2005-06, 110 in 2006-07, 91 in 2007-08, 88 in 2008-09, 100 in 2009-10 and 99 in 2010-11). The Predators also boast the League's sixth highest win total (272) and third-most home victories (155) in the League since the start of the 2005-06 season.

Trotz's *modus operandi* is using an aggressive system based on strong forechecking and sound defense to direct a young, hungry, hard-working group to the playoffs on an annual basis. His mission to get the most out of his team helped Trotz earn his second straight nomination for the Jack Adams Award in 2011 after guiding the Predators to the fifth seed in the Western Conference with a 44-27-11 record despite losing 348 man-games due to injury, a number that ranked among the Top Five in the League, having the 21st highest payroll and fifth youngest roster down the stretch, the youngest among playoff teams (26 years, 140 days). Nashville gave up the fewest goals in the Western Conference in 2010-11 (194), and finished with the League's fifth-best penalty kill (87.8 percent).

In 2010, he finished second in voting for the Jack Adams voting his first time as an award finalist after leading his squad to a 47-29-6 record for 100 points, the third-best finish in franchise. In both seasons, Nashville posted one of the NHL's top records down the stretch, going 11-3-1 in its final 15 games of 2010-11 and 14-6-1 after the Olympic break in 2009-10.

Trotz also raked in the individual accolades following the 2006-07 campaign after guiding the Predators to the second-most points in the Western Conference and third-most points in the entire National Hockey League, notching franchise records in points (110), wins (51), road wins (23) and goals (272) in the process. He was named 2007 Coach of the Year by The Sporting News, an honor determined through a vote of his peers, in addition to finishing fourth in Jack Adams voting and serving as an assistant coach for the Western Conference All-Stars at the 2007 NHL All-Star Game.

The 49-year-old Dauphin, Manitoba native reached his goal of becoming an NHL head coach when he was named to his current position on Aug. 6, 1997. After a year aggressively scouting talent in North America and Europe, Trotz and his staff made the most of their opportunity by leading the inaugural edition (1998-99) of the Predators to a 28-47-7 record. Starting with a 3-2 victory over the Carolina Hurricanes on Oct. 13, 1998, the Predators' 28 wins were the third-most in expansion history.

On March 1, 2003, Trotz coached his 392nd game with the Nashville Predators, establishing a league record for most games coached by a team's original coach since the NHL's first expansion in 1967. He surpassed current Nashville broadcast analyst Terry Crisp's mark of 391 games coached as the Tampa Bay Lightning's first coach from 1992-97.

Prior to joining the Predators, Trotz spent five seasons (1992-97) as the head coach of the Washington Capitals' primary developmental affiliate in the American Hockey League. He was named head coach of the Baltimore Skipjacks in 1992 after one season as an assistant coach. Following the franchise's relocation to Portland, Maine in 1993, he led the Portland Pirates to two Calder Cup Finals appearances over the next four seasons. In 1994-95, Trotz coached Portland to a Calder Cup Championship and a league-best 43-27-10 record and captured AHL Coach of the Year honors. In 2006, he was honored with election to the Pirates' Hall of Fame.

Trotz has also gained experience coaching on the international stage, serving as an assistant coach for Team Canada at the IIHF World Championships on three occasions. In 2003, he helped the Canadians strike gold in Russia, and in 2009 he helped guide Canada to a silver medal in Switzerland. The first time he answered the call for his nation came at the 2002 Championships in Sweden.

# MANAGEMENT & STAFF

## COACHING STAFF



Trotz began his coaching career in 1984 as an assistant with the University of Manitoba. He then served two seasons (1985-87) as the head coach and general manager of the Dauphin Kings junior hockey club before returning to the University of Manitoba as the head coach in 1987. In January 2001, Trotz was inducted into the University's Hall of Fame.

During the 1987 campaign, Trotz also served as a scout for the Spokane Chiefs (WHL) and a part-time scout for the Capitals. In 1988, he joined Washington as a full-time western scout, and the next season he became the Caps' chief western scout.

Before coaching, Trotz played junior hockey for Regina (WHL) from 1979-83, capturing a WHL championship in 1979-80. The defenseman registered 102 points (19g-83a) and 490 penalty minutes in 204 games.

The popular head coach and his family are active in a variety of service and charitable initiatives in the Middle Tennessee

community. This commitment was recognized when Trotz was honored with the Community Spirit Award (in recognition for community service) at the 2005 O'Charley's Dinner of Champions, presented by the Nashville Sports Council.

Since the Predators' inception, the Trotz family has donated \$500 to My Friend's House (a United Way agency) for each Nashville victory. Trotz is an active board member for the Peterson for Parkinson's Foundation, the Williamson County YMCA and the United Way. He also works closely with Best Buddies of Tennessee, a nonprofit organization dedicated to establishing a global volunteer movement that creates opportunities for one-on-one friendships, integrated employment and leadership development for people with intellectual and developmental disabilities.

Barry and his wife, Kim, reside in Brentwood along with their four children: Shalan, Tyson, Tiana and Nolan.

### TROTZ'S HEAD COACHING RECORD

| REGULAR SEASON |                 |     |     |     |    |    |      |    |    | PLAYOFFS |      |  |  |
|----------------|-----------------|-----|-----|-----|----|----|------|----|----|----------|------|--|--|
| Season         | Team            | GP  | W   | L   | T  | O  | %    | GP | W  | L        | %    |  |  |
| 1992-93        | Baltimore (AHL) | 80  | 28  | 40  | 12 | -- | .425 | 7  | 3  | 4        | .429 |  |  |
| 1993-94        | Portland (AHL)  | 80  | 43  | 27  | 10 | -- | .600 | 17 | 12 | 5        | .705 |  |  |
| 1994-95        | Portland (AHL)  | 80  | 46  | 22  | 12 | -- | .650 | 7  | 3  | 4        | .429 |  |  |
| 1995-96        | Portland (AHL)  | 80  | 32  | 38  | 10 | -- | .463 | 24 | 14 | 10       | .583 |  |  |
| 1996-97        | Portland (AHL)  | 80  | 37  | 33  | 10 | -- | .525 | 5  | 2  | 3        | .400 |  |  |
| 1998-99        | Nashville (NHL) | 82  | 28  | 47  | 7  | -- | .384 | -- | -- | --       | --   |  |  |
| 1999-00        | Nashville (NHL) | 82  | 28  | 40  | 7  | 7  | .427 | -- | -- | --       | --   |  |  |
| 2000-01        | Nashville (NHL) | 82  | 34  | 36  | 9  | 3  | .488 | -- | -- | --       | --   |  |  |
| 2001-02        | Nashville (NHL) | 82  | 28  | 41  | 13 | 0  | .421 | -- | -- | --       | --   |  |  |
| 2002-03        | Nashville (NHL) | 82  | 27  | 35  | 13 | 7  | .451 | -- | -- | --       | --   |  |  |
| 2003-04        | Nashville (NHL) | 82  | 38  | 29  | 11 | 4  | .555 | 6  | 2  | 4        | .333 |  |  |
| 2005-06        | Nashville (NHL) | 82  | 49  | 25  | -- | 8  | .646 | 5  | 1  | 4        | .200 |  |  |
| 2006-07        | Nashville (NHL) | 82  | 51  | 23  | -- | 8  | .671 | 5  | 1  | 4        | .200 |  |  |
| 2007-08        | Nashville (NHL) | 82  | 41  | 32  | -- | 9  | .554 | 6  | 2  | 4        | .333 |  |  |
| 2008-09        | Nashville (NHL) | 82  | 40  | 34  | -- | 8  | .537 | -- | -- | --       | --   |  |  |
| 2009-10        | Nashville (NHL) | 82  | 47  | 29  | -- | 6  | .610 | 6  | 2  | 4        | .333 |  |  |
| 2010-11        | Nashville (NHL) | 82  | 44  | 27  | -- | 11 | .604 | 12 | 6  | 6        | .500 |  |  |
| NHL TOTALS     |                 | 984 | 455 | 398 | 60 | 71 | .529 | 40 | 14 | 26       | .350 |  |  |

### PETER HORACHEK ASSOCIATE COACH



Peter Horachek was promoted to Associate Coach of the Predators on June 15, 2011 after helping guide the club to Stanley Cup Playoff berths in six of his first seven seasons with the organization as an assistant (2003-04 to 2010-11). Horachek has also helped the Predators reach the 40-win mark in each of the last six seasons, while amassing the League's sixth-highest win total (272) since 2005-06.

Known for his energy, passion and knowledge of the game's tactics, Horachek has also played a significant role in Nashville's development of homegrown players, who accounted for 15 of 22 spots on Nashville's 2011 playoff roster - the first in franchise history to advance to the postseason's second round.

Prior to joining the Predators coaching staff on June 19, 2003, Horachek served as head coach of Nashville's primary developmental affiliate, the Milwaukee Admirals of the American Hockey League. He guided the 2002-03 Admirals to a 32-27-14-7 record and their first playoff series victory since 1998.

Horachek, the head coach/director of hockey operations for the ECHL's Nashville Knights in 1990-91, won championships as a coach and a player. In 2000-01, Horachek coached the Orlando Solar Bears to the International Hockey League championship. The

Solar Bears went 12-4 in the Turner Cup Playoffs and Horachek was named the 2001 IHL Coach of the Year.


The Stoney Creek, Ont., native took over the coaching duties for Orlando in 1999 after serving as an assistant the previous four seasons. After the Orlando franchise ceased operations following the 2000-01 season, Horachek coached the Trenton Titans of the ECHL to a Northern Conference Championship (46-16-10, .708) in 2001-02.

Horachek began his coaching career in the IHL as an assistant coach with Saginaw in 1987-88. He spent one year as a player/assistant coach with Flint, and another as a player/head coach in Norway. Horachek was named head coach/director of hockey operations for the Nashville Knights (ECHL) in 1990.

As a player, Horachek held the title of team captain in four of his five seasons with the Saginaw/Flint Generals and won a Turner Cup Championship in 1984. He started his pro career with the AHL's Rochester Americans, playing in parts of four seasons (1979-83) with the club. In 545 career professional games, he tallied 188 goals and 238 assists (188g-238a-426pts).

Horachek and his wife, Stacy, reside in Franklin, Tenn. His son, Cullen, attends Kettering University in Northeastern Michigan.

### LANE LAMBERT ASSISTANT COACH



Lane Lambert joined the Predators coaching staff as an assistant on June 9, 2011 after four seasons coaching the club's primary development affiliate in the American Hockey League, the Milwaukee Admirals. Eleven members of Nashville's 2011 playoff roster played for Lambert in Milwaukee, and 17 of the 33 players who suited up for the Predators for at least one 2010-11 regular season game spent time playing under his tutelage.

During his time as head coach of the Admirals from 2007-11, Lambert led the club to a 178-103-39 record, the sixth-most wins in the AHL in that span, while giving up the second-fewest goals (821) in the league. Milwaukee posted 40-or-more wins and 90-or-more points all four seasons under Lambert as well, making them the first team in AHL history to reach the marks in eight consecutive campaigns. In addition to four straight Calder Cup Playoff berths, Lambert helped the Ads capture a pair of West Division titles, posting the Western Conference's highest point total in 2010-11 (102 pts, 44-22-14 record) despite seeing 10 of his core players recalled to the Predators during the season. He also captured a division title in 2008-09 when he led a young squad to a 49-22-9 record, tying for the most points (107) in the AHL. The win total tied a club record since joining the AHL for the 2001-02 campaign.

Prior to joining the Admirals as an assistant coach in 2006-07, the Melfort, Saskatchewan native served as an assistant for the AHL's

Bridgeport Sound Tigers, the New York Islanders' AHL affiliate, in 2005-06 where he helped to lead the Sound Tigers to a 38-33-9 record and a Calder Cup playoff berth.

Lambert started his coaching career in the Western Hockey League, spending two seasons as head coach of the Prince George Cougars (2003-05) and one campaign as an assistant for the Moose Jaw Warriors (2002-03).

Lambert finished an 18-year playing career with the Houston Aeros in 2000-01. Originally the Detroit Red Wings' second selection, 25th overall (second round), in the 1983 NHL Entry Draft, Lambert finished his NHL career with 125 points (58g-67a) and 521 penalty minutes in 283 games with Detroit, the New York Rangers and Quebec from 1983-89. Lambert enjoyed his most successful NHL campaign with the Nordiques in 1987-88, recording career-highs in points (41) and assists (28) in 61 contests.

The 46-year old Lambert also gained significant playing experience in both the American and International Hockey Leagues, posting a combined 238 points (113g-125a) in 417 games. He won an AHL Calder Cup title with Adirondack in 1986, and helped the Houston Aeros claim the IHL's Turner Cup championship in 1999.

Lambert and his wife, Andrea, have two children, Taylor and Samantha.



### DAVID GOOD STRENGTH & CONDITIONING COACH



David Good enters his eighth season as the strength and conditioning coach of the Nashville Predators. He joined the Predators in July of 2004 and is responsible for preparing and supervising workout programs for all players in the Predators system. Good also runs the club's prospect development program and the off-ice aspects of the Predators Hockey School in the off-season. During the summer of 2010, he designed and outfitted the new weight room at Bridgestone Arena to facilitate optimal in-season training.

Good was instrumental in developing a program for Steve Sullivan that allowed the Predators forward to return to the ice on January 12, 2009 after almost a two-year absence that included missing 142 straight regular-season games and 11 playoff games due to a back injury. In June of 2009, Sullivan won the NHL's Bill Masterton Memorial Trophy given "to the player that best exemplifies the qualities of perseverance, sportsmanship and dedication to hockey."

Prior to joining the Predators, Good served as the director of speed-strength and conditioning for West Coast Sports Performance and Center for Athlete Medicine in Manhattan Beach, Calif., and also served as a consultant for the Long Beach Ice Dogs (ECHL). The Colorado native served as the assistant speed-strength and conditioning coach for the Los Angeles Kings from 1999-2003 and held the same title from 1997-99 with the Ice Dogs (IHL). He also served as strength and conditioning coordinator at Loyola Marymount University in Los Angeles from 1998-99.

Before moving to California, Good served as the student assistant strength and conditioning coach at the University of Colorado for two years. He received his bachelor of arts degree in kinesiology from the University of Colorado at Boulder along with certifications in strength and conditioning, sports conditioning, Olympic weightlifting and kettlebell training.

Good and his wife, Amanda, reside in Franklin, Tenn.

### MITCH KORN GOALTENDING COACH



Mitch Korn is in his 14th season as the goaltending coach for the Predators and in his 21st season in the NHL. He works with all netminders in the Nashville system, including those playing in Milwaukee (AHL), Cincinnati (ECHL), amateur leagues and Europe.

The well-known goaltending coach has helped several Nashville goaltenders burst onto the NHL scene, the most recent being 2011 Vezina Trophy runner-up and NHL Second Team All-Star Pekka Rinne. The Kempele, Finland native ranked second in save percentage (.930) and third in goals-against average (2.12) in 2010-11, and is one of just seven goaltenders over the last three seasons to have played at least 150 games and record a save percentage of at least .920.

Korn's success cultivating netminders for the organization dates back to the 1998 Expansion Draft. Two-time Czech Olympian, 2010 World Champion and NHL All-Star Tomas Vokoun developed into one of the NHL's elite under his watch, while Chris Mason would follow, becoming a legitimate NHL starter after several seasons of working with Korn. In 2007-08, Dan Ellis developed into a No. 1 goalie after playing in just one NHL game prior to joining the Predators, leading the NHL in save percentage (.924) in his first full campaign, before giving way to rookie Rinne in 2008-09. Promising 2010-11 rookie

Anders Lindback - a seventh-round selection (207th overall) in the 2008 Entry Draft - appears to be Korn's next prodigy after becoming just the third player to make the Predators out of training camp with no prior North American pro experience.

Before joining the Predators on July 23, 1998, Korn spent seven seasons in the Buffalo Sabres organization, where he enjoyed great success while working with two-time Hart Trophy-winner Dominik Hasek. While working with Korn, Hasek captured four Vezina Trophies and led the NHL in save percentage five times. Korn also saw Buffalo's goaltending tandem (Hasek and Hall-of-Famer Grant Fuhr) capture the NHL's Jennings Trophy (lowest team goals-against average) during the 1994-95 season. In addition to goaltenders, Korn has also developed goalie coaches, with several who have learned under him serving around North America, including five currently at the NHL level.

The New York City native has more than 34 years of coaching experience, beginning his coaching career at Kent State University in 1979 shortly after ending his playing career at the school. He worked at Miami University's Goggin Ice Center in Oxford, Ohio for 30 years until his retirement in 2010, coaching the school's goalies until joining the Sabres in 1991. Korn, who runs goaltending and defenseman schools around the country in the off-season, also has contributed regularly to several hockey publications including *USA Hockey Magazine*, *Goalies' World* and *In-Goal Magazine*.



# MANAGEMENT & STAFF

## TRAINING STAFF

### DAN REDMOND HEAD ATHLETIC TRAINER



Dan Redmond is in his 14th season as the head athletic trainer of the Predators. The 2011 Professional Athletic Trainer of the Year as presented by the Tennessee Athletic Trainers' Society (TATS), Redmond has been in the athletic training profession for 22 years and has worked more than 1,600 professional hockey games.

Prior to joining the Predators in July 1998, Redmond spent five seasons as the athletic trainer of the Portland Pirates of the American Hockey League (where he worked with Barry Trotz, head coach of

the Predators) and four seasons with the AHL's Baltimore Skipjacks. He also spent three years (1987-89) in the Cleveland Indians organization as the athletic trainer for their developmental clubs. He served two stints as a graduate assistant with Radnor High School (Radnor, Pa.) and Temple University Sports Medicine Center.

Redmond is a certified member of the National Athletic Trainers Association. He worked his 1,500th game in professional hockey as an athletic trainer on January 13, 2009.

Redmond resides in Lebanon, Tenn., with his wife, Barbara, daughter, Danielle and son, Sean.

### PETE ROGERS HEAD EQUIPMENT MANAGER



Pete Rogers is in his 14th season as head equipment manager of the Nashville Predators. He is responsible for the everyday equipment needs of all the players as well as coordinating transfer of equipment to and from road games. Rogers works with the NHL to ensure compliance with programs concerning equipment tracking,

jersey authentication and on-ice exposure. He also played an integral role in the team's new uniform design, working with the manufacturer and League to ensure all specifications and materials met the exact demands necessary to put the product on the ice for the 2011-12 season.

The Western Representative for the Society of Professional Hockey Equipment Managers (SPHEM) and coordinator of the organization's Enhanced Education program, Rogers was the head equipment manager for the Eastern Conference All-Stars at the 2008 NHL

All-Star game in Dallas. He has served as the equipment manager for Team USA at the 2006 Winter Olympics and at the IIHF World Championships in 2005 and from 1998-2002. Rogers also worked as Team USA's equipment manager at the 2004 World Cup of Hockey and the 2004 Deutschland Cup in Germany. The veteran worked his 1,500th game as an equipment manager in professional hockey on January 10, 2009.

Prior to joining the Predators in July 1998, the SUNY Brockport graduate spent seven seasons as the equipment manager and director of team travel for the Rochester Americans of the American Hockey League. Rogers spent nine seasons as an assistant equipment manager in Rochester before a one-year stint as head trainer with the Hampton Roads Admirals of the ECHL in 1989-90.

Pete, his wife Judy, and daughter Alexandra, reside in Franklin, Tenn.

## EQUIPMENT/TRAINING STAFF



**Jeff Camelio**  
Assistant Equipment  
Manager



**Andy Hosler**  
Assistant Athletic  
Trainer



**Brad Peterson**  
Equipment Assistant



**Craig "Partner" Baugh**  
Locker Room Assistant

# MANAGEMENT & STAFF



## PREDATORS/POWERS MANAGEMENT STAFF



**Patrick Abell**  
Manager,  
Event Presentation



**John Arnold**  
Supervisor,  
Security



**Guyonna Bailey**  
Controller,  
Sport Service



**Rick Bailey**  
Finance



**Rick Barker**  
Supervisor,  
Maintenance




**Tony Barrett**  
Assistant Branch  
Manager,  
CSC




**Melissa Beard**  
Retail Manager,  
Sport Service



**Andee Boiman**  
Director, Youth  
Hockey & Fan  
Development



**Ben Bosse**  
Event Coordinator



**Wesley Brackeen**  
Security Officer




**Jack Burk**  
Account  
Executive, Corporate  
Partnerships



**Chris Burton**  
Senior Manager,  
Premium Seats



**Danny Butler**  
Event Coordinator



**Nathan Byars**  
Ops. Crewman



**Megan Carter**  
Associate  
Account Executive,  
Ticket Sales



**David Chadwell**  
Director,  
Ticket Operations



**Susan Charnley**  
Director,  
Payroll



**Vickie Chien**  
Assistant  
Videographer/Editor



**Paige Ciuffo**  
Premium Seats  
Coordinator



**Kyle Clayton**  
Senior Accountant



**Mike Connolly**  
Database Research  
Coordinator



**Paul Cook**  
Hockey Operations  
Assistant



**Von Cox**  
HVAC Technician




**Shelby Crisan**  
Event Coordinator



**Connell Crow**  
Executive  
Assistant,  
Hockey Operations



**Tom Cummings**  
Second Shift  
Security  
Supervisor



**Kim Dallaire**  
Office Manager,  
Accounts  
Receivable,  
Levy Restaurants



**Nicole Dallaire**  
Sales Coordinator,  
Levy Restaurants



**Mike Dargin**  
Youth Hockey &  
Fan Development  
Coordinator



**Rhonda Day**  
Ticket  
Representative

# MANAGEMENT & STAFF

## PREDATORS/POWERS MANAGEMENT STAFF



**Michael Deere**  
Security Officer



**Ben DeHaan**  
Account Executive,  
Ticket Sales



**Jana DeLuna**  
Fan Relations  
Coordinator



**Adam DeVault**  
Manager, Marketing  
Entertainment



**Haskell Dixon**  
First Shift  
Security Officer



**Lawrence Feloney**  
Video Coordinator



**Bob Flynn**  
Sr. Director,  
Corporate  
Partnerships



**Hannah Foster**  
Marketing  
Coordinator



**Randy Foster**  
Director,  
Events



**Jamie France**  
Assistant,  
Operations



**Maggie France**  
Receptionist/  
Office Assistant



**Samantha Freed**  
Associate  
Account  
Executive



**Steve Fruik**  
Ice Technician



**Tom Gallo**  
General Manager  
Sport Service



**Tony Gann**  
Security Officer



**Brad Gillespie**  
Manager,  
Inside Sales



**Antonio Giron**  
Sous Chef,  
Levy



**Gerald Glover**  
Ops. Crewman



**Brian Goodheart**  
Account Executive,  
Group Sales



**Matt Gordon**  
HVAC Technician



**Blake Grant**  
Senior Director,  
Event Presentation



**Courtney Gray**  
Supervisor,  
Fan Relations



**Billy Gross**  
Director,  
Security



**Erin Grosvenor**  
Human Resources  
Coordinator



**Chris Harrington**  
Special Events  
Coordinator



**Kyli Hayle**  
Event Manager,  
CSC



**Timothy Hazelwood**  
Account Executive,  
Ticket Sales



**Kathy Holeyton**  
Box Office  
Coordinator



**Bradford Hollingsworth**  
Account Executive,  
Corporate  
Partnerships



**Meghan Hunter**  
Fan Relations  
Coordinator

# MANAGEMENT & STAFF

## PREDATORS/POWERS MANAGEMENT STAFF



**Joe Jenkins**  
General  
Maintenance  
Technician



**Chris Jones**  
Assistant  
Director,  
Operations



**Jessica Jones**  
Corporate  
Communications  
Coordinator



**Tamra Jones**  
Security Officer



**Mitch Jordan**  
Manager,  
Video Production




**Sam Keasler**  
Changeover  
Crewman



**David Kells**  
Director,  
Marketing



**Britt Kincheloe**  
Director, Corporate  
Development  
Services



**Anna King**  
Box Office  
Special Events



**Rebecca King**  
Director,  
Community Relations



**Bob Kohl**  
Senior Director,  
Broadcasting



**Jordan Kolosey**  
Director,  
Business Strategy



**Travis Laufle**  
Account Executive,  
Ticket Sales



**Jay Levin**  
Manager,  
Interactive  
Marketing



**Elaine Lewis**  
Executive  
Assistant



**Mark Lloyd**  
Head Chef,  
Levy Restaurants



**Aaron Loovis**  
Concession  
Manager,  
Sport Service




**Micah Loyed**  
Senior  
Graphic Designer



**Chuck Luckado**  
Manager,  
Operations



**Sean Marshall**  
Senior Legal &  
Financial Analyst



**Jennifer Maxwell**  
Senior Account  
Manager, Corporate  
Partnerships



**Tasha McAllister**  
Premium Seats  
Coordinator



**Terry McConnell**  
Senior Director,  
Operations



**Erica McGregor**  
Graphic Designer



**Curry McKeel**  
Account Executive,  
Group Sales



**Tony Meyers**  
Director, Human  
Resources, CSC



**Casey Millar**  
Director,  
Information  
Systems



**Marty Mulford**  
Director,  
Ticket Sales



**Matthew Murphy**  
HR Assistant/  
Non Profit  
Coordinator,  
Sport Service



**Will Myers**  
Senior Account  
Executive,  
Ticket Sales



## MANAGEMENT & STAFF

### PREDATORS/POWERS MANAGEMENT STAFF



**Brett Newkirk**  
Videographer/Editor



**Crystal Parfitt**  
Manager,  
Premium Suites,  
Levy Restaurants



**Michael Paul**  
Manager,  
Information  
Technology



**Danielle Pope**  
Ticket  
Representative



**Walter Porter**  
Supervisor,  
Security



**Charles Rand**  
Account Executive,  
Ticket Sales



**Michael Ransom**  
Director, Operations,  
Levy Restaurants



**Caleb Ross**  
Accounting Clerk,  
Sport Service



**John Russell**  
Team Photographer



**Lindsay Rutledge**  
Sales Coordinator



**Dan Schaefer**  
Senior Account  
Executive,  
Ticket Sales



**Andrew Schaffer**  
Associate  
Account  
Executive



**Carolyn Seay**  
Assistant  
Supervisor,  
Security



**Danny Shacklan**  
Senior Manager,  
Marketing



**Sara Shear**  
Manager, Ticket  
Operations



**Chris Smith**  
Game Presentation  
Coordinator



**Delmar Smith**  
Senior Director,  
Corporate  
Partnerships



**Beth Snider**  
Interim Vice  
President,  
Finance



**Ernie Spangler**  
Ops. Crewman



**Kelly Sparks**  
Manager,  
Broadcasting  
Services



**Chuck Stephens**  
Manager,  
Creative Services



**Bob Stewart**  
General  
Maintenance  
Mechanic



**De'Onne Stewart**  
Box Office  
Coordinator



**Rebecca Swan**  
Fan Relations  
Coordinator



**Blake Szymanski**  
Electrician



**Brandy Tatum**  
Accounting  
Coordinator



**Rock Upchurch**  
Director, Corporate  
Partnerships



**John Van Fossen**  
Changeover  
Supervisor,  
Operations



**Jack Vaughn**  
Assistant Branch  
Manager,  
CSC



**Bruce Wagner**  
Vice President,  
Operations,  
CSC

## MANAGEMENT & STAFF

### PREDATORS/POWERS MANAGEMENT STAFF



**Brandon Walker**  
Manager,  
Hockey  
Operations



**Sandy Weaver**  
Marketing  
Associate



**Tim Whitaker**  
Security Officer



**Tina Whitaker**  
General  
Maintenance  
Mechanic



**Whitney Whittaker**  
GuestPath  
Coordinator,  
CSC



**David White**  
Associate Producer



**Lonnie Wilkerson**  
Assistant Director,  
Ticketing



**Denise Williams**  
Manager, Box  
Office Operations



**Kevin Wilson**  
Manager, Hockey  
Communications



**Suzanne Wyatt**  
Legal &  
Administrative  
Affairs Coordinator



**Lauren Yono**  
Account Service  
Manager, Corporate  
Partnerships



**Ron Zolkower**  
Games  
Presentation  
Producer

### PETE WEBER PLAY-BY-PLAY ANNOUNCER



"Voice of the Predators" Pete Weber enters his 14th season as the team's primary play-by-play announcer in 2011-12. His insight into the team and the game of hockey is a regular feature in local sports talk radio and television, and he also consistently contributes to the Predators' website and team publications.

Pete is slated to be a "Western Conference Insider" on Sirius/XM Satellite Radio's "NHL Home Ice" shows (XM 204) once again in 2011-12, and is slated to join "Slapshot Radio" as a co-host this season. In addition to his duties with the team, Weber co-hosted SportsNight (a popular local sportstalk radio program) from July 2003 until August 2005 and has filled in as a program host for ESPN Radio. He has also called the Music City Bowl and done games for the Triple-A baseball Nashville Sounds' broadcasts, in addition to producing and hosting weekly podcasts: "This Week in the Minor Leagues" and the syndicated "Southern Pro Football."

### TERRY CRISP COLOR ANALYST



Entering his 14th season with the Predators, Terry Crisp provides the color commentary on the club's television and radio broadcasts and helps comprise one of the most well-known broadcast duos in the league. He regularly contributes insight to the Predators' website and local sports talk radio and worked as a studio analyst

for Canada's TSN during the 2000, 2002 and 2003 IIHF World Championships.

A part of the Predators' Emmy-winning broadcasts in 2003, 2008 and 2010, Crisp served as a color analyst for FOX Sports during the 1998-99 season and during the 1998 and 1999 Stanley Cup Finals, and has served in a similar capacity for TSN in past years.

Crisp posted 201 points (67g-134a) in 536 games during his 11 seasons in the NHL as a player for the Boston Bruins, St. Louis Blues, New York Islanders and Philadelphia Flyers. He has won

Weber spent two seasons (1995-97) as the radio play-by-play announcer for the Buffalo Sabres, three seasons (1978-81) as the color analyst for the Los Angeles Kings and also served as host of "Hockey Night with the Buffalo Sabres" from 1990-93. Along with his 23 seasons of NHL experience, Weber has served as a play-by-play voice in baseball (Buffalo Bisons, 1983-95), basketball (Seattle SuperSonics, 1981-82) and football (University of Buffalo, 1992). He has called the hockey action for the University of Notre Dame (1974-76) and the University at Buffalo (1976-78) and was part of the Buffalo Bills' broadcast team during their four Super Bowl seasons (1990-93).

Weber was inducted into the Buffalo Baseball Hall of Fame in 1999. He has won Mid-South Regional Emmys for his work on Predators' broadcasts in 2003, 2008 and 2010. He also sits on the National Academy of TV Arts and Sciences Nashville/Mid-South Chapter's Board of Governors.

The Galesburg, Ill., native is a graduate of the University of Notre Dame. Weber and his wife Claudia reside in Nashville.

three Stanley Cup Championships, two as a player with the Flyers (1974 and 1975) and one as a coach with Calgary (1989), and he is one of only 14 people to have won the Cup as both player and head coach. The Parry Sound, Ont., native has a unique perspective on expansion teams: he was a player with the inaugural editions of the St. Louis Blues in 1967 and the New York Islanders in 1972.

Crisp was the head coach of the Tampa Bay Lightning from the franchise's inception in 1992 through October 1997, coaching 391 games. He held the record for most games coached by an expansion franchise's first coach until Nashville head coach Barry Trotz broke the mark in 2003. In the 2004 NHL Stanley Cup Finals, the Lightning defeated the Flames - the team he coached to the Cup in 1989. Crisp also served as the assistant coach of the silver medal-winning Canadian team at the 1992 Winter Olympic Games in Albertville, France.

Terry and his wife Sheila reside in Nashville. The Crisps have three children - sons Tony and Jeff, and daughter Caley.



### MARK HOWARD RINKSIDE REPORTER



Mark Howard enters his fourth season as a rinkside reporter for all Predators' home games on FOX Sports Tennessee in 2011-12. Joining Pete Weber and Terry Crisp on the broadcast, Howard provides player and coach interviews during pre- and post-game coverage as well as intermissions.

Howard hosts the award-winning Wakeup Zone on WGFX 104.5 *The Zone* which airs weekdays from 6-10 a.m. He also does a radio pre- and postgame show for Titans Radio and has worked as a television host of TSSAA for the State High School football and basketball championships since 2004.

Prior to hosting *The Wakeup Zone*, Howard was a sports anchor at WTVF-TV (CBS) in Nashville and worked for 103.3 WKDF doing morning sports from 1997-2002. The West Hartford, Conn., native who also worked in television in Evansville, Ind., from 1983-86, has called action for Triple-A baseball in Wichita and Evansville, and college hockey at Cornell. He graduated from Ithaca College in upstate New York in 1980 with a degree in history and political science.

Mark is single and has a 9-year-old son Jack.

### STU GRIMSON RADIO COLOR ANALYST



Stu Grimson enters his fourth season as a color analyst on some of the Predators Radio Network broadcasts in 2011-12. Grimson, who played in 30 games with the Predators during the 2001-02 season, posted 17 goals, 22 assists and 2113 penalty minutes in 729 career games with Calgary, Chicago, Anaheim, Detroit, Hartford, Carolina, Los Angeles and Nashville from 1988-2002.

After retiring from hockey following the 2001-02 season, Grimson returned to school and received his law degree from the University of Memphis in December of 2005. The Kamloops, British Columbia native then went to work as in-house counsel for the NHLPA for two years before returning to Nashville where he currently works as an attorney with Kay, Griffin, Enkema & Brothers PLLC.

Stu resides in Franklin with his wife Pam, their three daughters Erin, Hannah and Jayne and son Kristjan.

### TOM CALLAHAN RADIO PLAY-BY-PLAY ANNOUNCER



Tom Callahan enters his fourth season with the Nashville Predators broadcast team in 2011-12. Callahan will continue to assume radio play-by-play and co-hosting duties on the Predators Radio Network for the 65 Predators games aired on FOX Sports Tennessee, while contributing to the other 17 broadcasts as a rink-side reporter for

all games that are not televised (or are televised exclusively by a national rightsholder). For those games, the 13-season team of Pete Weber (play-by-play) and Terry Crisp (color commentator) will be in the radio booth.

In addition to broadcasting the games, Callahan helps grow and maintain the Predators Radio Network, developing and implementing programs and tools to expand the regional fan base through

Tennessee, Kentucky, Georgia and Alabama. He also contributes regularly to [nashvillepredators.com](http://nashvillepredators.com), the team's publications and serves as a face in the community for the organization.

Callahan came to Nashville from the American Hockey League's Peoria Rivermen, where he served as director of communications in 2007-08. Prior to working in Peoria, the Lackawanna, N.Y., native spent four seasons with the Augusta Lynx of the ECHL, and three seasons with the Elmira Jackals of the then-United Hockey League, serving in similar positions. He also has experience in then-Western Professional Hockey League (now Central Hockey League) and in minor league baseball.

Callahan, who is a 1998 graduate of St. John Fisher College in Rochester, N.Y., resides in Nashville with his wife Meaghan.



# BROADCAST PARTNERS

## TV & RADIO



### FOX SPORTS TENNESSEE

The Nashville Predators and FOX Sports Tennessee enter their 14th season as partners in 2011-12, the second of a four-year deal that sees FS Tennessee and sister station SportsSouth televise an all-time high 68 regular-season games, with the total increasing to 70 games in 2013-14. Predators' telecasts on the networks reach more than four million cable and satellite households across Tennessee, Georgia, Kentucky and northern portions of Mississippi and Alabama.

The FOX Sports Tennessee broadcast duo of play-by-play announcer Pete Weber and analyst Terry Crisp enter their 13th season calling Predators' action.

*Lexus Predators LIVE* returns following each game telecast on FOX Sports Tennessee, and features highlights, analysis and interviews. Predators players and personnel will also be featured in FOX Sports Tennessee original programs *Predators Snapshot* and *Under the Lights*.

The regional sports networks serving the Southeast - FOX Sports South, FOX Sports Carolinas and FOX Sports Tennessee - collectively reach more than 12.9 million cable and satellite television households in seven states across the Southeast and are the television home of the Atlanta Braves, Carolina Hurricanes, Charlotte Bobcats, Memphis Grizzlies and the Nashville Predators, as well as the Atlantic Coast Conference and the Southeastern Conference. SportSouth reaches more than 10 million homes in six Southeastern states and is the television home of the Atlanta Braves and Southern Conference. SportSouth also offers expanded coverage of the University of Georgia, University of South Carolina and University of Tennessee. Combined, the four networks produce more than 800 live local events each year.

To learn more, visit [FOXSportsSouth.com](http://FOXSportsSouth.com), [FOXSportsCarolinas.com](http://FOXSportsCarolinas.com) and [FOXSportsTennessee.com](http://FOXSportsTennessee.com).



### PREDATORS RADIO NETWORK

In the summer of 2011, the Predators announced a multi-year extension with Cromwell Group Inc., that sees the Predators and their ancillary programming serve as the centerpiece of 102.5 *The Game's* new all-sports format. Radio play-by-play announcer Tom Callahan, who returns for his fourth season behind the microphone, will call the action for the club's radio-only regular season games, with former Preds forward Stu Grimson joining as color analyst for most home games. For the Predators remaining contests, he will join the longtime team of Pete Weber (play-by-play) and Terry Crisp (color analyst) to conduct interviews and provide reports around the arena.

Owned by the Nashville-based Cromwell Group - which also owns 102.9 WBUZ *The Buzz* and WQOZ 102.1/830 AM *The Light* - *The Game* will carry select preseason, all regular-season and all postseason Predators games. This marks the second consecutive season that all Predators regular season and playoff contests will be aired on the same station - with all games broadcasting on sister station 102.9 WBUZ *The Buzz* last season. These games will include a minimum 30-minute pregame show as well as an hour long postgame show. All postgame shows following home games originate from Bridgestone Arena's Patron Platinum Club and will be open to all ticketed fans in attendance.

The Cromwell Group, Inc. is a privately held company with its corporate office in Nashville, Tennessee. The company manages 22 radio stations (6 AM and 16 FM) in five markets (Decatur (4), Effingham (3), Mattoon (3), Vandalia (2), Owensboro/Tell City (7), Nashville (3), and in four states (Illinois, Indiana, Kentucky, Tennessee). WBUZ has been in operation since 1999 as Nashville's premiere rock station, 102.9 *The Buzz*.

Several regional affiliates complete the broadcast radio network of the Nashville Predators during the hockey season, as games are broadcast throughout the state of Tennessee, as well as parts of Kentucky and Alabama. These affiliates are as follows:

|      |                   |                 |
|------|-------------------|-----------------|
| WHUB | Cookeville, TN    | 1400AM          |
| WMSR | Manchester, TN    | 1320AM          |
| WHOP | Hopkinsville, KY  | 1230AM / 95.3FM |
| WCDS | Glasgow, KY       | 1230AM          |
| WAKI | McMinnville, TN   | 1230AM          |
| WBGH | Bowling Green, KY | 1340AM          |
| WMLR | Hohenwald, TN     | 1230AM          |
| WMSR | Manchester, TN    | 1320AM          |
| WMRB | Columbia, TN      | 98.5FM / 91.0AM |
| WKRO | Paducah, KY       | 1490AM          |
| WNTC | Drakesboro, KY    | 103.9FM         |
| WWIC | Scottsboro, AL    | 1050AM          |

# BRIDGESTONE ARENA



## ARENA INFORMATION & POWERS MANAGEMENT



### Powers Management

Bridgestone Arena • 501 Broadway  
(615) 770-2000 • Fax (615) 770-2010

Bridgestone Arena opened in December 1996 and has hosted more than 12 million guests. The one million-square foot facility is Nashville's No. 1 venue for large-scale musical productions, as well as one of the nation's most highly-acclaimed entertainment and sports venues. Seating capacity is approximately 20,000 for concerts, 19,395 for basketball and 17,113 for Nashville Predators games. Bridgestone Arena is operated by facility management company Powers Management, which took over the day-to-day operation and management on July 1, 2000. Inheriting the building's original management contract from Leisure Management, Inc., Powers Management is retained by the Nashville Sports Authority and Metro Nashville.

Formerly known as the Nashville Arena, the Gaylord Entertainment Center and the Sommet Center, the building became Bridgestone Arena on February 23, 2010 after Bridgestone Americas Inc., which is headquartered in Nashville, entered into multi-year naming-rights and marketing partnership with the Predators and Powers Management. Bridgestone Americas, Inc. (BSAM) is the U.S. subsidiary of Bridgestone Corporation, the world's largest tire and rubber company. BSAM and its subsidiaries develop, manufacture and market a wide range of Bridgestone, Firestone and associate brand tires to address the needs of a broad range of customers, including consumers, automotive and commercial vehicle original equipment manufacturers, and those in the agricultural, forestry and mining industries. The companies are also engaged in retreading operations throughout the Western Hemisphere and produce air springs, roofing materials, and industrial fibers and textiles. The BSAM family of companies also operates the world's largest chain of automotive tire and service centers.

The entrance to Bridgestone Arena is positioned on the corner of Broadway and Fifth Avenue facing the Ryman Auditorium, the original home of the Grand Ole Opry. The architects designed this as a tribute to Nashville's music roots.

The development of the arena exemplifies the city's changing persona and has been a catalyst for other projects in the surrounding area including the Country Music Hall of Fame, the downtown public library, the Frist Center for the Visual Arts, the Schermerhorn Symphony Center, a number of downtown living options and, in 2013, the Music City Center, a new convention center under construction across from the Arena on Demonbreun Street.

Initiated by Nashville Mayor Phil Bredesen and approved by the Metro/Davidson County Council in 1993, Bridgestone Arena hosts, on average, more than 150 events each year, ranging from Predators games to concerts, family shows and community events.

Additionally, the facility hosts a large number of conventions and business conferences.

In 2010-11 Bridgestone Arena ranked sixth in the United States and 17th in the world for concert attendance, according to international trade publication *Pollstar*. This was Bridgestone Arena's highest ever year-end ranking and its first year-end inside the Top Ten. December 2010 was record setting for Bridgestone Arena, with a building-high 334,917 guests walking through the doors for 22 separate events. Seven Nashville Predators home games and 15 concerts created the most attended month in the history of Bridgestone Arena.

A report issued in 2004 estimated that Bridgestone Arena had an economic impact of more than \$618 million on downtown Nashville from 1997-2003, and Bridgestone Arena events annually are responsible for more than \$100 million of economic impact. Four days of the NCAA or SEC men's basketball tournament means more than \$6 million of economic impact on the community, while a full season of Predators hockey brings approximately \$80 million in impact.

In addition to serving as the home of the Nashville Predators, Bridgestone Arena annually hosts the CMT and CMA Music Awards, broadcasted live to national audiences. Since October 2009, the venue has served as the final stop on Brooks & Dunn's "Last Rodeo" Tour, a stop for Paul McCartney's North American tour, nine sold-out Garth Brooks' concerts all benefitting flood relief and three other star-laden benefit concerts. "Nashville Rising" raised \$2.2 million for flood relief efforts in June 2010, while "We're All for the Hall" concerts - hosted by Keith Urban - were held in October 2009 and 2010 as fundraisers for the Country Music Hall of Fame.

After successfully holding the event in 2010, Bridgestone Arena will also host the 2013, 2015, 2016 and 2019 Southeastern Conference Men's Basketball Tournaments, giving Nashville more SEC men's basketball tournaments than any other city. It will also host the 2014 NCAA Women's Final Four, the 2011 and 2012 SEC Women's Basketball Tournaments, and the first and second rounds of the 2012 NCAA Men's Basketball Tournament.

Featured performers at Bridgestone Arena have included Beyonce, Coldplay, Justin Timberlake, Elton John, Billy Joel, Metallica, Celine Dion, Simon & Garfunkel, Bruce Springsteen, Eric Clapton, The Rolling Stones, Neil Diamond, Tina Turner, Alan Jackson, Kenny Chesney and Lady Gaga as well as Tim McGraw and Faith Hill.

# BRIDGESTONE ARENA

## ARENA INFORMATION & POWERS MANAGEMENT

### BRIDGESTONE ARENA QUICK FACTS

- Nominated for the *Pollstar* Concert Industry Venue of the Year award for four straight years (2007-10), won 2008 and 2010 Large Concert Venue of the Year Award from the *International Entertainment Buyers Association* and 2008 and 2009 Prime Site Award from *Facilities Magazine*, and recipient of the 2009 Academy of Country Music Venue of the Year Award.
- A state-of-the-art integrated scoring and video display system was installed in August 2007, and has been in operation for the past four seasons.
- Features a 22-story tower that (in its base) houses the Tennessee Sports Hall of Fame, a Sirius/XM Radio studio, and the Nashville Convention and Visitors Bureau, which hosts more than 500,000 tourists annually.
- The 260-seat, 7,000-sq.-ft. Patrón Platinum Club is located on the lower suite level and is accessible from Fifth Avenue. A central kitchen and full catering facility serves the club as well as the suites and club seats. The fine-dining experience is open before and after games and hosts a number of banquets and receptions. To make reservations, call (615) 770-2477.
- Remodeled in 2010, the 225-seat All-Inclusive Zone is located at the south end Bridgestone Arena overlooking the ice. In addition, the club-level bar and grill on the building's west side has been upgraded to feature cafe-style tables and seating.
- Completed in November 2008, the FOX Sports Tennessee Zone is a sports bar located just off the main concourse. It hosts *Predators Live!*, a post-game show featuring highlights and interviews. The FOX Sports Tennessee Zone features tabletop seating and flat-screen high-definition televisions.
- The arena also houses more than 6,000 square feet of meeting room space and a 13,500-square-foot rehearsal hall that is available for rent and used by a number of touring acts. Metro's Registry of Deeds (615-862-6790) and the Metro North Police precinct are also located inside Bridgestone Arena.
- The Predators Pro Shop is located in the main lobby and is accessible from the entrance at Fifth and Broadway. For store hours and information, please call (615) 770-2434.
- From floor to ceiling, the highest point in the Bridgestone Arena reaches 130 feet (about the height of a 13-story building) with the roof covering eight acres.
- There are four levels of seating at the arena. Handicapped-accessible seating is available at every level and the building holds two escalators.
- Linked to the Nashville Convention Center by a climate-controlled underground pedestrian walkway, the building is able to accommodate large conventions and major national entertainment and sporting events.
- An attached parking garage includes 250 parking spaces for suiteholders, handicapped patrons and regular patron parking. There are more than 12,500 public parking spaces located within a 10-minute walk from the facility.

|                      |   |
|----------------------|---|
| WEBSITE:             | bridgestonearena.com  |
| COST:                | \$160 million   |
| ARCHITECT:           | HOK Sports, Kansas City, Missouri   |
| OWNERSHIP:           | Sports Authority, Metropolitan Government of Nashville and Davidson County                      |
| SQUARE FOOTAGE:      | More than 1 million   |
| LUXURY SUITES:       | 72 (42 lower, 30 upper)   |
| ARENA CLUB:          | The Patrón Platinum Club, located on the Lower Club Level (7,000 square feet, seating for 260)  |
| BOX OFFICE:          | Located in main entrance (corner of Fifth and Broadway)   |
| PUBLIC RESTROOMS:    | 47 public restrooms   |
| CONCESSION STANDS:   | 23 concession stands located on three levels, including 130 point-of-sale locations             |
| PREDATORS PRO SHOPS: | There are two - one near the main entrance and one near the south entrance of Bridgestone Arena |



# PROGRAMMING

## COMMUNITY RELATIONS / PREDATORS FOUNDATION



### NASHVILLE PREDATORS BRENT PETERSON CELEBRITY GOLF CLASSIC



This season the Nashville Predators Foundation and the Peterson Foundation for Parkinson's combined golf tournaments to form the Nashville Predators' Brent Peterson Celebrity Golf Classic presented by First Tennessee, Franklin American Mortgage and PEAK Performance on September 10. Petey's Peds Party was held

the night prior at Bridgestone Arena with entertainment, dinner and an auction. The golf tournament took place at Vanderbilt Legend's Club and the winner of the tournament was awarded the Dr. Mac Cup. In 2004, the tournament's name was changed in honor of the late Dr. James McPherson, who served as the Predators' dentist from 1998-2004. The 2010 tournament raised more than \$60,000 for the Nashville Predators Foundation. [nashvillepredators.com/golf](http://nashvillepredators.com/golf).

### GNASHVEGAS CASINO NIGHT & AUCTION

In past years, Hockey Tonk, Hollywood, Hawaiian Luau and Disco Ball and have been themes of the Unmasked Ball, a black-tie, fundraising affair featuring Predators players, coaching staff and management. Last season the Foundation turned Bridgestone Arena into a casino with players serving as guest dealers and local restaurants providing gourmet food. The Unmasked Ball features a silent auction and has raised more than \$1 million for the Foundation since its inception in 1998. [nashvillepredators.com/gala](http://nashvillepredators.com/gala)



### WINE FESTIVAL & TASTING

The Predators Foundation held their inaugural Wine Festival & Tasting in 2006. The 2011 event consisted of a wine tasting on the floor of Bridgestone Arena and featured samples from more than 225 wines, beer and liquor, Fish & Co. Restaurant and Raw Bar and Watermark Restaurant provided heavy hors d'oeuvres. The evening included Predators personnel, an extensive silent auction and photo opportunities with Predators mascot GNASH. This event raises more than \$50,000 annually.

Established in 1998, the Nashville Predators Foundation strives to meet the educational, social, health and cultural needs of our community by offering unique resources and financial support to local youth-oriented organizations. Through several fundraisers held throughout the year, the Predators Foundation has awarded more than \$3 million to Nashville and Middle Tennessee-area charities and community service organizations since its creation.

The 2011 event also featured a VIP Dinner & Tasting hosted by Corey Beck, Director of Winemaking at Francis Coppola Winery in the Patrón Platinum Club that included a five-course wine dinner featuring Francis Coppola wines. [nashvillepredators.com/wine](http://nashvillepredators.com/wine).



### DEX SCORE & WIN

Last season the Nashville Predators Foundation and DEX Imaging and Mailing teamed up to raise more than \$30,000 through the DEX Score and Win program. Every time a Predator scored a goal or recorded a goallending win in 2010-11, DEX made a donation to the Predators Foundation that was distributed to 11 Middle Tennessee charities. For every goal scored by a forward or a win by a goaltender, DEX contributed \$100. The contribution was \$150 for goals scored by a defenseman and there was a \$200 bonus for hat tricks and shutouts.



The 2010-11 campaign marked the sixth season of the DEX Score and Win Program. The program was launched midway through the 2005-06 season and brought in \$18,750 that year. The program has now combined for more than \$175,000 over the past six seasons.

### GAME NIGHT & SILENT AUCTION

The Predators Foundation hosts a silent auction table at each Predators home game behind section 106/107 on the main concourse. Also at the auction table at various games throughout the season, the Predators Foundation sells autographed pucks as part of a fundraiser called Holiday Mystery Puck. For a \$25 donation to the Foundation, fans will have the opportunity to select a wrapped, themed puck autographed by a Predators player. Additionally, Predators Foundation online auctions are hosted throughout the season on [nhl.com](http://nhl.com).

### 2011-12 MYSTERY PUCK SCHEDULE

| DATE        | OPPONENT              | THEME                |
|-------------|-----------------------|----------------------|
| October 13  | Phoenix Coyotes       | Opening Night        |
| October 27  | Tampa Bay Lightning   | Hockey Fights Cancer |
| December 22 | Columbus Blue Jackets | Hockey Holidays      |
| February 14 | Chicago Blackhawks    | Valentine's Day      |
| March 10    | Detroit Red Wings     | Hockey Fights Cancer |
| April 5     | Dallas Stars          | Season Finale        |



# PROGRAMMING


## COMMUNITY RELATIONS / PREDATORS FOUNDATION

### BIRTHDAY & SPECIAL MEGATRON MESSAGES

For a donation to the Predators Foundation, fans have an opportunity to put birthday, anniversary and engagement announcements on the Megatron during Predators home games. In-game center-hung scoreboard rates are \$50 for a birthday announcement and \$100 for an engagement announcement (based on game availability). To schedule, please visit [nashvillepredators.com/scoreboard](http://nashvillepredators.com/scoreboard) or contact Community Relations at (615) 770-2331.

### IN-GAME ZAMBONI RIDES/ PRE-GAME VISIT TO THE PENALTY BOX

For a \$100 donation to the Nashville Predators Foundation, Predators fans can ride the Zamboni or have the opportunity to sit in the visiting team's penalty box during the Nashville Predators' pregame skate. To schedule, please visit [nashvillepredators.com/zamboniride](http://nashvillepredators.com/zamboniride) or [nashvillepredators.com/penaltybox](http://nashvillepredators.com/penaltybox), or contact Community Relations at (615) 770-2331.



### DONATION REQUESTS

The Nashville Predators are committed to positively influencing the community far beyond the game. The team's community relations department assists non-profit charities and other businesses to raise money for their own causes. To request a non-monetary donation for your event, please visit [nashvillepredators.com/donations](http://nashvillepredators.com/donations).

### NASHVILLE PREDATORS FOUNDATION GRANT RECIPIENTS

In 2010-11, the Nashville Predators Foundation distributed more than 100 grants totaling more than \$325,000 to Nashville and Middle Tennessee-based community service and charitable organizations. Each year, the Predators Foundation Board selects four Feature Charities. These organizations receive exclusive opportunities throughout the season including in-arena drives, Predators participation in events, tickets to home games, recognition in team publications as well as other unique opportunities. The 2011-12 season's Feature Charities are Backfield in Motion, Cottage Cove Ministries, Hands on Nashville and National Wheelcats.



### GRANT APPLICATIONS


The Predators Foundation places priority on giving back to the local communities where its players, employees and fans live and work. Foundation grants range from \$500 to a maximum of \$10,000. Organizations must have a 501(c)(3) status to apply. To request application information please email Rebecca King at [rking@nashvillepredators.com](mailto:rking@nashvillepredators.com).

### JACK DILLER EDUCATION AWARD

Each year the Predators Foundation awards four high school seniors the Jack Diller Education Award in the amount of \$2,500 each. Applicants must reside within Middle Tennessee and excel in academics, athletics and volunteerism. The four winning students are recognized during a Predators home game. For more information, please contact the Nashville Predators Foundation at (615) 770-2331 or visit the Nashville Predators website at [nashvillepredators.com/community](http://nashvillepredators.com/community).

### HOCKEY FIGHTS CANCER

Each October the Nashville Predators host a Hockey Fights Cancer Night at a game and an additional benefit night later in the season. These We Care for Kids nights, benefiting Monroe Carell Jr. Children's Hospital, include a portion of tickets sold, 100 percent of the silent-auction proceeds donated back to the Children's Hospital. Donations are also collected at all Bridgestone Arena entrances before the game and throughout the building during the game. Patients from Children's Hospital are invited to attend the game, ride on the Zamboni, take part in a postgame meet-and-greet with players, and participate in the Zebra's Care, a charitable organization run by the NHL Official's Association.



In August 2011, the Nashville Predators presented a check for \$181,000 to Monroe Carell Jr. Children's Hospital at Vanderbilt. \$125,000 of the donation will go to the Nashville Predators Foundation Pediatric Cancer Research Fund which was endowed in 2010.

### COMMUNITY RELATIONS

The Predators are committed to the underlying team mission to "work hard, play hard, and provide outrageous customer and community service." Every member of the Predators organization can be found giving back to the community throughout the season - from ownership and players to management and staff.

This commitment to the community is seen through various initiatives. A few of the Predators' 2010-11 initiatives included Second Harvest Food Bank collections, the Marine Corps Toys for Tots Drive, Salvation Army Kettle Drive, monthly hospital visits, a Thanksgiving Turkey giveaway, a holiday party for kids, the Teacher of the Month Program and the NHL's Hockey Fights Cancer awareness month (October).



# PROGRAMMING

## COMMUNITY RELATIONS / PREDATORS FOUNDATION



### PIPER PROGRAM -

(Predators Incentive Program for Education and Rewards)

Presented by **JACKSON**

The PIPER program is designed to bring together Jackson National Life Insurance Company, our regional school systems, their students, and the Nashville Predators. As part of this program, Predators tickets to 12 home games will be donated to local schools by Jackson National Life Insurance Company and distributed to students and teachers on a targeted basis for achieving academic and related goals. A PIPER program participant will be invited to ride the Zamboni at each of the 12 games.

### STICK TO READING = SUCCEEDING

Stick to Reading = Succeeding is reading program that encourages young students to read. Each month Predators players and GNASH visit local schools or public libraries, read books to kids and encourage students to make reading a lifelong habit.



### TEACHER OF THE MONTH

The Teacher of the Month program recognizes teachers in the greater Nashville area for their accomplishments in the classroom. The Predators select teachers based upon the principal's portrayal of how the teacher has impacted students, school faculty and others around them. The Predators target a different county each month and distribute applications to that district's principals. Each month, the winning teacher receives a surprise visit from GNASH, a certificate, tickets to a Predators game and recognition on the Predators website. For more information, please contact Community Relations at (615) 770-2331.

### PENCIL PARTNER PROGRAM

The Pencil Partner Program partners the Nashville Predators with Hume-Fogg High School and Lockeland Design Center Elementary School to provide unique opportunities to local youth. High school students have the opportunity to be a sportswriter for a day, where they watch a game from the press box, attend the postgame press conference with Head Coach Barry Trotz and write a follow-up game story for Predators website. Other opportunities in the program include GNASH welcoming students to school on the first day after summer vacation, complimentary tickets, donated autographed memorabilia, participation in hockey clinics and the opportunity for students to volunteer at Predators' fundraising events.

### FRIDAY FUNDAY



Throughout the season Predators players' wives, girlfriends and GNASH participate in the Friday FunDay program by visiting local elementary schools on a Friday to read books to the students and talk about the importance of education. Schools receive a donation of books and school supplies from the Nashville Predators.

### PLAYERS' WIVES INITIATIVES

Throughout the 2011-12 season, the players' wives organize charitable drives to benefit the families of Nashville and Middle Tennessee. Fans are encouraged to bring donations during these games.

| DRIVE DATE     | CHARITY                  | DRIVE                                    |
|----------------|--------------------------|--|
| Sat., Sept. 24 | American Red Cross       | Blood Drive                              |
| Sat., Oct. 1   | LP Pencil Box            | School Supply Drive                      |
| Tue., Oct. 25  | National Wheelcats       | Hockey Equipment Drive                   |
| Thu., Oct. 27  | Hockey Fights Cancer     | Change Collection                        |
| Thu., Nov. 17  | Second Harvest Food Bank | Food Drive                               |
| Sat., Nov. 19  | Second Harvest Food Bank | Food Drive                               |
| Sat., Dec. 10  | Toys for Tots            | Toy Drive                                |
| Tue., Dec. 13  | Toys for Tots            | Toy Drive                                |
| Wed., Dec. 28  | American Red Cross       | Blood Drive                              |
| Thu., Jan. 5   | Cottage Cove Ministries  | Cleaning Supply & Sports Equipment Drive |
| Thu., Feb. 23  | Hands on Nashville       | Garden Supply Drive                      |
| Sat., Mar. 10  | Hockey Fights Cancer     | Change Collection                        |
| Tue., Apr. 3   | Backfield in Motion      | School Supply Drive                      |

### TROTZ & POILE'S CONTRIBUTIONS

Head Coach Barry Trotz and his wife Kim have provided a \$500 donation to My Friend's House for every Predators home win since the start of the 1999-2000 season. Together, they have donated more than \$227,000.

Predators General Manager David Poile and his wife Elizabeth donate to Operation Homefront (which provides emergency assistance and morale to our U.S. Troops), USA Hockey and the Peterson for Parkinson's Foundation for every Predators victory.

### PLAYERS' CHARITABLE INVOLVEMENT

Nashville Predators players, management and GNASH made more than 250 appearances in Middle Tennessee during the 2010-11 season. Over the years, players have donated game tickets and have visited several non-profit organizations throughout the Nashville community. Several organizations have benefited from the Predators' charitable ticket initiatives including: Against the Grain, Gilda's Club, Girls on the Run, Homework Hotline, PENCIL Foundation, Rejoice Ministries and Ronald McDonald House.





# PROGRAMMING

## YOUTH HOCKEY & FAN DEVELOPMENT

The Nashville Predators continue their efforts to enhance the awareness and opportunity of youth hockey in Middle Tennessee. The Preds have created partnerships with local youth hockey associations and assist with fundraising, hockey education and additional ice time to promote the growth of the sport at the grassroots level.

### STREET PRIDE

The NHL's league-wide street youth hockey program, NHL Street, serves local community centers and schools by providing this free athletic and educational program.



The NHL and the Nashville Predators provide street hockey sticks, pucks, nets and protective goalie equipment, as well as start-up hockey instruction for coaching and administration. The Predators also provide informative manuals for staff and participants, and follow-ups with program centers and player/coach clinics.

There are currently 40 youth facilities that participate in the Street Pride program including Boys & Girls Clubs throughout Middle Tennessee, Metro Parks and Recreation and the YMCA of Middle Tennessee.



This free grassroots hockey development program emphasizes that all a kid needs to play hockey are sneakers, breaking down any socio-economic barriers associated with the sport.

### GET OUT AND LEARN!



The Get Out And Learn! (G.O.A.L.) program introduces the game of hockey to young, aspiring Nashville Predators, without the financial commitment typically associated with the sport. This free, introductory program, designed for ages 5 to 8 with no prior experience, is offered in weekly sessions throughout the year at local rinks. The Predators provide all necessary equipment, ice time and instruction, making the program ideal for any family. The Preds are dedicated to supporting the development of youth hockey at all levels and recognize the need for local skating facilities to be accessible for beginners to help grow the sport, beginning at younger ages. Since its inception in the fall of 2006, more than 1,500 kids have graduated from G.O.A.L!



The Nashville Predators also assist area youth hockey organizations by providing coaches' clinics, players' clinics, ice time at Bridgestone Arena and funding for uniforms. Area youth players are also frequently featured during intermissions at Predators' home games.

### TAKING HOCKEY TO THE STREETS

"Taking Hockey to the Streets" is a grassroots marketing initiative in which members of the Predators organization make unannounced visits to neighborhoods where kids routinely gather to play street hockey. The visit includes a street hockey game, giveaways for the young players and routine appearances by players, coaches and Preds mascot GNASH.



### HOCKEY RULES presented by UnitedHealthcare

Hockey Rules presented by UnitedHealthcare is a free, traveling, interactive hockey experience that aims to educate elementary and middle school students on basic hockey skills and the Nashville Predators. During the school year, Hockey Rules visits more than 25 schools, reaching more than 3,500 students. The Predators provide all necessary equipment and instruction at no cost. The program continues into the summer as the Hockey Rules Summerfest Tour presented by UnitedHealthcare travels to youth camps, educating young fans on the sport of hockey.



### BLUELINER OF THE GAME

An opportunity to experience the excitement from ice level offered as a silent auction item during Predators home games. Youth hockey players get the opportunity of a lifetime as their name is called during the starting lineup, they skate to the blue line, then stand alongside their favorite Predators player during the National Anthem.

# PROGRAMMING

## YOUTH HOCKEY & FAN DEVELOPMENT



### PREDATORS HOCKEY SCHOOL



The Predators host a hockey school each July in Nashville which is open to boys and girls ages 8-14. Youth attending the hockey school are challenged daily with more than two hours of ice time, intensive dry-land conditioning, video analysis and "chalk talk" sessions. Hockey School emphasizes the basic fundamentals of hockey - stickhandling, power skating, shooting and passing.

Other features of the camp include daily lectures on nutrition, injury prevention, equipment maintenance and perspectives from the Predators scouting and coaching staffs.

The Predators also host the "Little Preds" Hockey School, an evening summertime camp at A-Game Sportsplex in Franklin. The school is offered to children ages 4-7.



### COACHES CORNER

In an ongoing effort to foster and improve youth hockey opportunities in Middle Tennessee, the Nashville Predators offer support to youth hockey coaches at all levels. Through partnerships with USA Hockey, the Predators are able to present tools that any coach can use to improve his or her knowledge, and in turn, the team's on-ice performance.



### PREDATORS CUP

The Predators Cup is the annual Tennessee State High School Hockey Championship tournament. Established during the 1999-00 season, it serves as a platform to highlight the top high school hockey teams in the state and is hosted by the Nashville Predators each spring at Bridgestone Arena. Since the inaugural tournament, nine teams from Middle Tennessee, three teams from Memphis and one team from Knoxville have won the Predators Cup.



### JERSEY SPONSORSHIP

As an ongoing partnership, the Nashville Predators partner with local ice hockey leagues as their official jersey provider. More than 700 youth hockey players on 48 teams at Centennial Sportsplex in Nashville and A-Game Sportsplex in Franklin wear the Predators logo. When the sponsorship started during the 2008-09 season, it marked the first time in club history that the Predator logo was worn by area hockey associations, strengthening the relationship between the youth hockey community and the NHL Club.

### SKATE AT BRIDGESTONE ARENA

Since the Predators inaugural season in 1998-99, thousands of youth hockey players have had the opportunity to skate on the same surface as NHL players. As a ticket fundraiser program, "Mites on Ice" is offered to hockey teams ages 9-and-under for the chance to skate in front of 17,000-plus fans during intermissions at select Predator home games.



Adult and youth hockey teams can also skate on the same ice as the pros through the "Play Where the Preds Play" program. Teams have the opportunity play an exhibition game at Bridgestone Arena before or after a Nashville home game to raise money for their team. In 2008, the team announced a joint venture with the Greater Nashville Area Scholastic Hockey League (GNASH) that will see area high school teams play at Bridgestone Arena as the featured High School Game of the Week.

### NASHVILLE JR. PREDATORS



During the 2009-10 season, the Nashville Predators teamed up with the Greater Nashville Minor Hockey Association to form the NHL club's first minor hockey affiliate, the Nashville Jr. Predators. This youth hockey "AA" travel program fields a Minor and Major team at the following age divisions: Mite (8-and-under), Squirt (ages 8-10), Pee wee (ages 10-12), Bantam (ages 12-14), Midget (14-18). Visit [nashvillejrpredators.com](http://nashvillejrpredators.com) for more information.



For more information on these programs, please visit [nashvillepredators.com/youthhockey](http://nashvillepredators.com/youthhockey) or contact the Predators Youth Hockey & Fan Development Department at (615) 770-2372.



# MINOR LEAGUE AFFILIATES

## MILWAUKEE ADMIRALS

### MILWAUKEE ADMIRALS 2011-12 DIRECTORY

1001 North Fourth Street • Milwaukee, WI 53203

phone (414) 227-0550 • fax (414) 227-0568

[milwaukeeadmirals.com](http://milwaukeeadmirals.com)

**Governor/CEO:** Harris Turer

**President:** Jon Greenberg

**VP of Business Development:** Mike Wojciechowski

**VP of Communications:** Charlie Larson

**Senior Director of Marketing:** Tim Van Wagoner

**Director of Ticket Sales:** John Bitter

**Head Coach:** Kirk Muller

**Assistant Coach:** Ian Herbers

**Goaltending Coach:** Ben Vanderklok

**Athletic Trainer:** Doug Agnew

**Equipment Manager:** Dave Randolph

**Strength & Conditioning Coach:** Jason Nordby



### TEAM INFORMATION

**Team Colors:** White, Gray, and Ice Blue

**Home Arena:** Bradley Center

**Capacity:** 17,845

**Radio Flagship:** Sports Radio 1250 WSSP

### Yearly AHL/IHL Affiliations

| YEAR    | TEAM               | LEAGUE | COACH          | GP | W  | L  | *OTL | **SOL | PTS | GF  | GA  |
|---------|--------------------|--------|----------------|----|----|----|------|-------|-----|-----|-----|
| 1998-99 | Milwaukee Admirals | IHL    | Al Sims        | 82 | 38 | 28 | 0    | 16    | 92  | 254 | 265 |
| 1999-00 | Milwaukee Admirals | IHL    | Al Sims        | 82 | 37 | 36 | 0    | 9     | 83  | 222 | 246 |
| 2000-01 | Milwaukee Admirals | IHL    | Dave Allison   | 82 | 42 | 33 | 0    | 7     | 91  | 244 | 217 |
| 2001-02 | Milwaukee Admirals | AHL    | Dave Allison   | 80 | 30 | 35 | 10   | 5     | 75  | 198 | 207 |
| 2002-03 | Milwaukee Admirals | AHL    | Peter Horachek | 80 | 32 | 27 | 14   | 7     | 85  | 247 | 251 |
| 2003-04 | Milwaukee Admirals | AHL    | Claude Noel    | 80 | 46 | 24 | 7    | 3     | 102 | 269 | 191 |
| 2004-05 | Milwaukee Admirals | AHL    | Claude Noel    | 80 | 47 | 24 | 4    | 5     | 103 | 247 | 207 |
| 2005-06 | Milwaukee Admirals | AHL    | Claude Noel    | 80 | 49 | 21 | 6    | 4     | 108 | 268 | 234 |
| 2006-07 | Milwaukee Admirals | AHL    | Claude Noel    | 80 | 41 | 25 | 4    | 10    | 96  | 227 | 230 |
| 2007-08 | Milwaukee Admirals | AHL    | Lane Lambert   | 80 | 44 | 29 | 4    | 3     | 95  | 231 | 212 |
| 2008-09 | Milwaukee Admirals | AHL    | Lane Lambert   | 80 | 49 | 22 | 3    | 6     | 107 | 229 | 195 |
| 2009-10 | Milwaukee Admirals | AHL    | Lane Lambert   | 80 | 41 | 30 | 2    | 7     | 91  | 237 | 220 |
| 2010-11 | Milwaukee Admirals | AHL    | Lane Lambert   | 80 | 44 | 22 | 6    | 8     | 102 | 226 | 194 |

\* Column refers to "overtime losses" from 2004-08 and "ties" from 1998-2004.

\*\* Column refers to "shootout losses" from 2004-08 and 1998-99. Column referred to "overtime losses" from 2001-04. In 1999-2000 and 2000-01, column refers to "shootout points".

| YEAR    | TEAM               | COACH          | STANDING               | PLAYOFF HISTORY  |
|---------|--------------------|----------------|------------------------|--|
| 1998-99 | Milwaukee Admirals | Al Sims        | 4th - Midwest Division | Lost to Manitoba in 1st Rd, 2-0 (best-of-three)  |
| 1999-00 | Milwaukee Admirals | Al Sims        | 5th - East Division    | Lost to Cleveland in 1st Rd, 2-1 (best-of-three)   |
| 2000-01 | Milwaukee Admirals | Dave Allison   | 5th - East Division    | Lost to Chicago in 1st Rd, 4-1 (best-of-seven)   |
| 2001-02 | Milwaukee Admirals | Dave Allison   | 5th - West Division    | Did not qualify  |
| 2002-03 | Milwaukee Admirals | Peter Horachek | 4th - West Division    | Defeated Rochester in Qualifying Rd, 2-1 (best-of-three); Lost to Houston in 1st Rd, 3-0 (best-of-five)  |
| 2003-04 | Milwaukee Admirals | Claude Noel    | 1st - West Division    | Defeated Cincinnati in 1st Rd, 4-3; Defeated Chicago in 2nd Rd, 4-2; Defeated Rochester in 3rd Rd, 4-1; Defeated Wilkes-Barre/Scranton in 4th Rd, 4-0, to win the Calder Cup |
| 2004-05 | Milwaukee Admirals | Claude Noel    | 2nd - West Division    | Lost to Cincinnati in 1st Rd, 4-3 (best-of-seven)  |
| 2005-06 | Milwaukee Admirals | Claude Noel    | 1st - West Division    | Defeated Iowa in 1st Rd, 4-3; Defeated Houston in 2nd Rd, 4-0; Defeated Grand Rapids in 3rd Rd, 4-0; Lost to Hershey in finals, 4-2 (best-of-seven)                          |
| 2006-07 | Milwaukee Admirals | Claude Noel    | 3rd - West Division    | Lost to Chicago in 1st Rd, 4-0 (best-of-seven)   |
| 2007-08 | Milwaukee Admirals | Lane Lambert   | 4th - West Division    | Lost to Chicago in 1st Rd, 4-2 (best-of-seven)   |
| 2008-09 | Milwaukee Admirals | Lane Lambert   | 1st - West Division    | Defeated Rockford in 1st Rd, 4-0; Lost to Houston in 2nd Rd, 4-3 (best-of-seven)   |
| 2009-10 | Milwaukee Admirals | Lane Lambert   | 4th - West Division    | Lost to Chicago in 1st Rd, 4-3 (best-of-seven)   |
| 2010-11 | Milwaukee Admirals | Lane Lambert   | 1st - West Division    | Defeated Texas in 1st Rd, 4-2; Lost to Houston in 2nd Rd, 4-3 (best-of-seven)  |

# MINOR LEAGUE AFFILIATES

## ADMIRALS COACHING STAFF



### KIRK MULLER HEAD COACH



Kirk Muller was named the 18th coach in Milwaukee Admirals history on June 27, 2011 and enters his first season with the organization in 2011-12. Prior to joining the Admirals, Muller spent five seasons as an assistant coach with the Montreal Canadiens, helping them reach the playoffs in each of his last four seasons (2008-11) and advance to the Eastern Conference Finals in 2010.

Known as an excellent communicator, motivator and an outstanding strategist, Muller worked extensively with the Habs penalty killing unit during his tenure in Montreal, helping it finish in the top half of the League in each season under his watch, including a seventh-place ranking in 2010-11 and a perfect 21-for-21 performance during the 2011 Stanley Cup Playoffs. During his second season behind the Montreal bench in 2007-08, the club posted its best record since the 1988-89 club that advanced to the Stanley Cup Finals, going an Eastern Conference best 47-25-10 (105 points).

Prior to joining the Montreal staff on June 20, 2006, Muller spent one season as head coach of the Queen's University Golden Gaels (Canadian University) in his hometown of Kingston. He also served as an assistant coach on Canada's entries at the 2005 Lotto Cup Tournament, winning a gold medal, and the 2006 Under-18 World Championships where he coached the likes of future NHLers John Tavares, Brandon Sutter and Jonathan Bernier.

The Kingston, Ont., native was selected second overall by the New Jersey Devils in the 1984 Entry Draft, and proceeded to play 19 National Hockey League seasons with six teams (New Jersey, Montreal, NY Islanders, Toronto, Florida and Dallas) from 1984 until his retirement in 2003, amassing 959 points (357g-602a) in 1,349 regular-season games (42nd all-time) and 69 points (33g-36a) in 127 playoff games.

Known for his intensity and strong two-way play, "Captain Kirk" posted five consecutive 25-plus goal seasons during his seven seasons in New Jersey with the high point coming in 1987-88 when he set a franchise record for points by a center (37g-57a-94pts) and helped the Devils reach the Eastern Conference Finals. Muller was traded to Montreal prior to the 1991-92 season, then won the Stanley Cup in his second campaign with the Canadiens, matching his career-best goal, assist and point totals from 1987-88, then amassing 17 points (10g-7a) - including the Cup-clinching goal - in 20 contests during the postseason run.

The nine-time 20-goal scorer and five-time 30-goal man played in six NHL All-Star Games (1985, 1986, 1988, 1990, 1992, 1993) and served as captain for both the Devils (1987-91) and Canadiens (1994-95). He also represented Canada at four World Championships (1985, 1986, 1987, 1989) and at both the 1984 Olympics and World Junior Championships.

Muller and his wife, Stacey, have four daughters - twins Brittney and Kourtney, Bryelle and Kira.

### IAN HERBERS ASSISTANT COACH



Ian Herbers enters his third season as assistant coach of the Milwaukee Admirals in 2011-12 after helping them win their fourth West Division title in the past eight years in 2010-11. The Admirals' 44-22-14 record (102 points) was also tops in the Western Conference and third-best in the AHL, extending their consecutive 40 win/90-plus point season streak to eight - a league record. The Jasper, Alta., native's primary duties include overseeing a defensive corps which gave the third-fewest goals in the AHL in 2010-11 (194) - and pre-season opponents.

Prior to joining Milwaukee for the 2009-10 campaign, Herbers spent two seasons as head coach of the ECHL's Johnstown Chiefs. With Herbers at the helm, Johnstown posted a 73-60-11 record from 2007-09, which included a Kelly Cup playoff berth in 2008. Prior to his time with the Chiefs, Herbers spent three seasons with the Saginaw Spirit of the Ontario Hockey League - two as an associate head coach (2005-07) and one as an assistant (2004-05). The Spirit advanced to the OHL Playoffs in each of Herbers' final two seasons with the club, compiling an 80-51-5 record in that span. He started his coaching career as an assistant with the American Hockey League's San Antonio Rampage in 2003-04.

The 44-year-old Herbers ended his 12-season professional career in 2003-04. A 10th-round selection (190th overall) of the Buffalo Sabres in the 1987 Entry Draft, he played 65 career National Hockey League games with the Edmonton Oilers (1993-94), Tampa Bay Lightning (1999-2000) and the New York Islanders (1999-2000), totaling five assists and 79 penalty minutes. He also won a pair of league titles with the AHL's Cape Breton Oilers in 1993 and the International Hockey League's Detroit Vipers in 1997.

Herbers played 586 games in parts of 10 seasons in the AHL and IHL with the Oilers, Vipers and Cleveland Lumberjacks from 1992-2001, amassing 147 points (40g-107a) and 1,113 penalty minutes. He also played professionally in the United Kingdom for two seasons prior to finishing his playing career with the Flint Generals of the United Hockey League.

Herbers played four seasons at the University of Alberta from 1988-92, winning three CUWAA titles and captaining the Golden Bears to a University Cup title as Canadian Interuniversity Sport national champions as a senior.



## MILWAUKEE ADMIRALS 2011-12 SCHEDULE

| DAY              | DATE               | OPPONENT             | TIME           | DAY              | DATE               | OPPONENT             | TIME           |
|------------------|--------------------|----------------------|----------------|------------------|--------------------|----------------------|----------------|
| Saturday         | October 8          | @ Peoria             | 7:00 PM        | Sunday           | January 22         | @ Rockford           | 5:05 PM        |
| <b>Friday</b>    | <b>October 14</b>  | <b>CHICAGO</b>       | <b>7:00 PM</b> | Tuesday          | January 24         | @ Peoria             | 10:00 AM       |
| Saturday         | October 15         | @ Chicago            | 7:00 PM        | <b>Friday</b>    | <b>January 27</b>  | <b>CHICAGO</b>       | <b>7:00 PM</b> |
| Friday           | October 21         | @ Abbotsford         | 9:00 PM        | Saturday         | January 28         | @ Rockford           | 7:05 PM        |
| Saturday         | October 22         | @ Abbotsford         | 9:00 PM        | <b>Friday</b>    | <b>February 3</b>  | <b>PEORIA</b>        | <b>7:00 PM</b> |
| Friday           | October 28         | @ Chicago            | 7:30 PM        | Sunday           | February 5         | @ Houston            | 12:05 PM       |
| <b>Saturday</b>  | <b>October 29</b>  | <b>GRAND RAPIDS</b>  | <b>7:00 PM</b> | Tuesday          | February 7         | @ Texas              | 7:30 PM        |
| <b>Sunday</b>    | <b>October 30</b>  | <b>TEXAS</b>         | <b>3:00 PM</b> | Wednesday        | February 8         | @ Texas              | 7:30 PM        |
| <b>Friday</b>    | <b>November 4</b>  | <b>CHARLOTTE</b>     | <b>7:00 PM</b> | <b>Friday</b>    | <b>February 10</b> | <b>CHARLOTTE</b>     | <b>7:00 PM</b> |
| Saturday         | November 5         | @ Peoria             | 7:00 PM        | <b>Sunday</b>    | <b>February 12</b> | <b>PEORIA</b>        | <b>4:00 PM</b> |
| <b>Saturday</b>  | <b>November 12</b> | <b>CHICAGO</b>       | <b>1:30 PM</b> | <b>Tuesday</b>   | <b>February 14</b> | <b>HOUSTON</b>       | <b>7:00 PM</b> |
| <b>Sunday</b>    | <b>November 13</b> | <b>OKLAHOMA CITY</b> | <b>5:00 PM</b> | Friday           | February 17        | @ Oklahoma City      | 7:00 PM        |
| <b>Friday</b>    | <b>November 18</b> | <b>CHICAGO</b>       | <b>7:00 PM</b> | Saturday         | February 18        | @ Oklahoma City      | 7:00 PM        |
| Saturday         | November 19        | @ Grand Rapids       | 6:00 PM        | <b>Friday</b>    | <b>February 24</b> | <b>ABBOTSFORD</b>    | <b>7:00 PM</b> |
| <b>Sunday</b>    | <b>November 20</b> | <b>SAN ANTONIO</b>   | <b>4:00 PM</b> | Saturday         | February 25        | @ Rockford           | 7:05 PM        |
| Saturday         | November 26        | @ Charlotte          | 6:00 PM        | <b>Sunday</b>    | <b>February 26</b> | <b>SAN ANTONIO</b>   | <b>3:00 PM</b> |
| Sunday           | November 27        | @ Charlotte          | 1:00 PM        | <b>Wednesday</b> | <b>February 29</b> | <b>PEORIA</b>        | <b>7:00 PM</b> |
| <b>Tuesday</b>   | <b>November 29</b> | <b>ABBOTSFORD</b>    | <b>7:00 PM</b> | <b>Friday</b>    | <b>March 2</b>     | <b>ROCKFORD</b>      | <b>7:00 PM</b> |
| <b>Friday</b>    | <b>December 2</b>  | <b>PEORIA</b>        | <b>7:00 PM</b> | <b>Saturday</b>  | <b>March 3</b>     | <b>CHICAGO</b>       | <b>7:00 PM</b> |
| Saturday         | December 3         | @ Peoria             | 7:00 PM        | Wednesday        | March 7            | @ Chicago            | 7:00 PM        |
| <b>Friday</b>    | <b>December 9</b>  | <b>GRAND RAPIDS</b>  | <b>7:00 PM</b> | <b>Saturday</b>  | <b>March 10</b>    | <b>ROCKFORD</b>      | <b>7:00 PM</b> |
| Saturday         | December 10        | @ Chicago            | 7:00 PM        | Sunday           | March 11           | @ Rockford           | 5:05 PM        |
| <b>Sunday</b>    | <b>December 11</b> | <b>ROCKFORD</b>      | <b>4:00 PM</b> | Friday           | March 16           | @ Lake Erie          | 6:30 PM        |
| <b>Friday</b>    | <b>December 16</b> | <b>TORONTO</b>       | <b>7:00 PM</b> | Saturday         | March 17           | @ Toronto            | 2:00 PM        |
| Saturday         | December 17        | @ Rockford           | 7:05 PM        | <b>Friday</b>    | <b>March 23</b>    | <b>HAMILTON</b>      | <b>7:00 PM</b> |
| <b>Sunday</b>    | <b>December 18</b> | <b>PEORIA</b>        | <b>5:00 PM</b> | Saturday         | March 24           | @ Peoria             | 7:00 PM        |
| <b>Monday</b>    | <b>December 26</b> | <b>ROCKFORD</b>      | <b>7:00 PM</b> | <b>Sunday</b>    | <b>March 25</b>    | <b>ROCKFORD</b>      | <b>3:00 PM</b> |
| <b>Wednesday</b> | <b>December 28</b> | <b>CHICAGO</b>       | <b>7:00 PM</b> | <b>Wednesday</b> | <b>March 28</b>    | <b>HOUSTON</b>       | <b>7:00 PM</b> |
| Saturday         | December 31        | @ Grand Rapids       | 5:00 PM        | <b>Friday</b>    | <b>March 30</b>    | <b>OKLAHOMA CITY</b> | <b>7:00 PM</b> |
| <b>Sunday</b>    | <b>January 1</b>   | <b>PEORIA</b>        | <b>5:00 PM</b> | <b>Sunday</b>    | <b>April 1</b>     | <b>ROCKFORD</b>      | <b>3:00 PM</b> |
| <b>Friday</b>    | <b>January 6</b>   | <b>LAKE ERIE</b>     | <b>7:00 PM</b> | Tuesday          | April 3            | @ Charlotte          | 6:00 PM        |
| <b>Saturday</b>  | <b>January 7</b>   | <b>CHARLOTTE</b>     | <b>7:00 PM</b> | Thursday         | April 5            | @ Charlotte          | 6:00 PM        |
| Sunday           | January 8          | @ Peoria             | 5:00 PM        | Saturday         | April 7            | @ San Antonio        | 7:00 PM        |
| Friday           | January 13         | @ Chicago            | 7:30 PM        | Sunday           | April 8            | @ Houston            | 5:05 PM        |
| <b>Saturday</b>  | <b>January 14</b>  | <b>TEXAS</b>         | <b>7:00 PM</b> | Tuesday          | April 10           | @ San Antonio        | 7:00 PM        |
| <b>Sunday</b>    | <b>January 15</b>  | <b>LAKE ERIE</b>     | <b>3:00 PM</b> | Friday           | April 13           | @ Rockford           | 7:05 PM        |
| Wednesday        | January 18         | @ Hamilton           | 6:30 PM        | Saturday         | April 14           | @ Chicago            | 7:00 PM        |

| DATE    | GAME                      |
|---------|---------------------------|
| Oct. 15 | Cincinnati at Kalamazoo   |
| Oct. 22 | Cincinnati at Reading     |
| Oct. 23 | Cincinnati at Trenton     |
| Oct. 29 | Cincinnati at Kalamazoo   |
| Nov. 4  | Cincinnati at Chicago     |
| Nov. 5  | Chicago at Cincinnati     |
| Nov. 11 | Cincinnati at Chicago     |
| Nov. 12 | Trenton at Cincinnati     |
| Nov. 15 | Toledo at Cincinnati      |
| Nov. 18 | Reading at Cincinnati     |
| Nov. 19 | Cincinnati at Chicago     |
| Nov. 20 | Cincinnati at Toledo      |
| Nov. 23 | Kalamazoo at Cincinnati   |
| Nov. 25 | Cincinnati at Toledo      |
| Nov. 29 | Greenville at Cincinnati  |
| Dec. 1  | Chicago at Cincinnati     |
| Dec. 3  | Greenville at Cincinnati  |
| Dec. 9  | Cincinnati at Toledo      |
| Dec. 10 | Toledo at Cincinnati      |
| Dec. 13 | Kalamazoo at Cincinnati   |
| Dec. 16 | Cincinnati at Kalamazoo   |
| Dec. 17 | Chicago at Cincinnati     |
| Dec. 21 | Kalamazoo at Cincinnati   |
| Dec. 27 | Kalamazoo at Cincinnati   |
| Dec. 30 | Cincinnati at Toledo      |
| Jan. 4  | Greenville at Cincinnati  |
| Jan. 6  | Cincinnati at Wheeling    |
| Jan. 7  | Cincinnati at Elmira      |
| Jan. 8  | Cincinnati at Elmira      |
| Jan. 13 | Kalamazoo at Cincinnati   |
| Jan. 14 | Wheeling at Cincinnati    |
| Jan. 15 | Cincinnati at Wheeling    |
| Jan. 20 | Chicago at Cincinnati     |
| Jan. 21 | Chicago at Cincinnati     |
| Jan. 25 | Cincinnati at Chicago     |
| Jan. 27 | Cincinnati at Kalamazoo   |
| Jan. 28 | Cincinnati at Chicago     |
| Jan. 29 | Cincinnati at Chicago     |
| Feb. 1  | Toledo at Cincinnati      |
| Feb. 3  | S. Carolina at Cincinnati |
| Feb. 4  | S. Carolina at Cincinnati |
| Feb. 8  | Toledo at Cincinnati      |
| Feb. 10 | Trenton at Cincinnati     |
| Feb. 11 | Cincinnati at Toledo      |
| Feb. 12 | Cincinnati at Toledo      |
| Feb. 14 | Cincinnati at Kalamazoo   |
| Feb. 16 | Elmira at Cincinnati      |
| Feb. 17 | Kalamazoo at Cincinnati   |
| Feb. 18 | Cincinnati at Chicago     |
| Feb. 20 | Gwinnett at Cincinnati    |
| Feb. 22 | Gwinnett at Cincinnati    |
| Feb. 24 | Florida at Cincinnati     |
| Feb. 25 | Kalamazoo at Cincinnati   |
| Feb. 26 | Cincinnati at Toledo      |
| Feb. 28 | Greenville at Cincinnati  |
| Mar. 2  | Chicago at Cincinnati     |
| Mar. 3  | Wheeling at Cincinnati    |
| Mar. 4  | Cincinnati at Toledo      |
| Mar. 7  | Cincinnati at Kalamazoo   |
| Mar. 10 | Cincinnati at Gwinnett    |
| Mar. 11 | Cincinnati at S. Carolina |
| Mar. 14 | Cincinnati at Gwinnett    |
| Mar. 16 | Cincinnati at Gwinnett    |
| Mar. 17 | Cincinnati at S. Carolina |
| Mar. 18 | Cincinnati at Greenville  |
| Mar. 21 | Chicago at Cincinnati     |
| Mar. 23 | Cincinnati at Wheeling    |
| Mar. 24 | Wheeling at Cincinnati    |
| Mar. 25 | Cincinnati at Kalamazoo   |
| Mar. 28 | Cincinnati at Chicago     |
| Mar. 30 | Toledo at Cincinnati      |
| Mar. 31 | Chicago at Cincinnati     |

2008 & 2010  
Kelly Cup  
Champions



## 2011-12 CINCINNATI CYCLONES STAFF DIRECTORY

**Owner:** Nederlander Corporation  
**Chief Financial Officer:** Ray Harris  
**Vice President and General Manager:** Kristin Ropp  
**Vice President, Operations:** Joe Wallach  
**Head Coach and Director of Hockey Operations:** Jarrod Skalde  
**Assistant Coach:** Andrew Cassels  
**Equipment Manager:** Chris Burke  
**Trainer:** Bob Case  
**Director of Public Relations and Broadcasting:** Nick Bruncker

**Home start time:** 7:35 p.m. ET  
**Team colors:** Red, white, black and yellow  
**Home arena:** U.S. Bank Arena  
**Capacity:** 12,056  
**Radio Flagship:** 1160 WORT-AM/WCVX-AM 1050

## NASHVILLE PREDATORS YEARLY SECONDARY AFFILIATIONS

| YEAR    | TEAM                   | LEAGUE | COACH                           | GP | W  | L  | T/OTL | PTS | GF  | GA  |
|---------|------------------------|--------|---------------------------------|----|----|----|-------|-----|-----|-----|
| 1998-99 | Hampton Roads Admirals | ECHL   | John Brophy                     | 70 | 38 | 24 | 8     | 84  | 215 | 213 |
| 1999-00 | Hampton Roads Admirals | ECHL   | John Brophy                     | 70 | 44 | 22 | 4     | 92  | 241 | 198 |
| 2000-01 | New Orleans Brass      | ECHL   | Ted Sator                       | 72 | 35 | 25 | 12    | 82  | 247 | 239 |
| 2001-02 | Cincinnati Cyclones    | ECHL   | Ray Edwards/<br>Paul Lawless    | 72 | 36 | 30 | 6     | 78  | 210 | 207 |
| 2002-03 | Toledo Blades          | ECHL   | Claude Noel                     | 72 | 47 | 15 | 10    | 104 | 247 | 196 |
| 2003-04 | Toledo Blades          | ECHL   | Nick Vitucci/<br>Steve Harrison | 72 | 23 | 38 | 11    | 57  | 183 | 258 |
| 2004-05 | None                   |        |                                 |    |    |    |       |     |     |     |
| 2005-06 | Rockford IceHogs       | UHL    | Steve Martinson                 | 76 | 48 | 19 | 9     | 105 | 292 | 213 |
| 2006-07 | Rockford IceHogs       | UHL    | Steve Martinson                 | 76 | 48 | 21 | 7     | 103 | 266 | 193 |
|         | New Mexico Scorpions   | CHL    | Ray Edwards                     | 64 | 32 | 24 | 8     | 72  | 212 | 217 |
| 2007-08 | Cincinnati Cyclones    | ECHL   | Chuck Weber                     | 72 | 55 | 12 | 5     | 115 | 292 | 178 |
| 2008-09 | Cincinnati Cyclones    | ECHL   | Chuck Weber                     | 72 | 41 | 26 | 5     | 87  | 256 | 231 |
| 2009-10 | Cincinnati Cyclones    | ECHL   | Chuck Weber                     | 72 | 44 | 25 | 3     | 91  | 235 | 200 |
| 2010-11 | Cincinnati Cyclones    | ECHL   | Jarrod Skalde                   | 72 | 33 | 29 | 10    | 76  | 199 | 229 |







# THE PLAYERS

## 2011-12 ORGANIZATIONAL ROSTER

|                      | Ht   | Wt  | Shoots | Place of Birth          | Birthdate | 2010-11 Team  |
|----------------------|------|-----|--------|-------------------------|-----------|---|
| <b>FORWARDS</b>      |      |     |        |                         |           |   |
| Brent Andrews        | 6-2  | 200 | L      | Hunter River, P.E.I.    | 1/19/93   | Halifax (QMJHL)   |
| Stanislav Balan      | 6-2  | 161 | L      | Hodonin, Czech Rep.     | 1/30/86   | PSG Zlin (CzRep)  |
| Chase Balisy         | 5-11 | 170 | L      | Fullerton, Calif.       | 2/2/92    | Western Michigan (CCHA)   |
| Taylor Beck          | 6-2  | 203 | R      | St. Catharines, Ont.    | 5/13/91   | Guelph (OHL)/Milwaukee (AHL)                                    |
| Niclas Bergfors      | 6-0  | 200 | R      | Sodertalje, Sweden      | 3/7/87    | <b>Florida (NHL)/Atlanta (NHL)</b>                              |
| Gabriel Bourque      | 5-10 | 192 | L      | Rimouski, Que.          | 9/23/90   | Milwaukee (AHL)   |
| Zach Budish          | 6-3  | 221 | R      | Edina, Minn.            | 5/9/91    | U. of Minnesota (WCHA)  |
| Patrick Cehlin       | 5-11 | 170 | R      | Huddinge, Sweden        | 7/27/91   | Djurgarden (Sweden)/Djurgarden Jr. (Sweden Jr.)                 |
| Brodie Dupont        | 6-2  | 212 | L      | Russell, Man.           | 2/17/87   | Connecticut (AHL)   |
| David Elsner         | 6-0  | 184 | R      | Landshut, Germany       | 3/22/92   | Landshut (Ger.-2)/Landshut Jr. (Ger.-Jr.)/ERC Ingolstadt (Ger.) |
| Martin Erat          | 6-0  | 201 | L      | Trebitz, Czech Rep.     | 8/29/81   | <b>Nashville (NHL)</b>  |
| Mike Fisher          | 6-1  | 208 | R      | Peterborough, Ont.      | 6/5/80    | <b>Ottawa (NHL)/Nashville (NHL)</b>                             |
| Ryan Flynn           | 6-3  | 210 | R      | St. Paul, Minn.         | 3/22/88   | Milwaukee (AHL)   |
| Blake Geoffrion      | 6-1  | 190 | L      | Plantation, Fla.        | 2/3/88    | Milwaukee (AHL)/Nashville (NHL)                                 |
| Konstantin Glazachev | 6-0  | 186 | R      | Arkhangelsk, Russia     | 2/18/85   | Dynamo Minsk (KHL)  |
| Matt Halischuk       | 6-0  | 185 | R      | Toronto, Ont.           | 6/1/88    | Milwaukee (AHL)/Nashville (NHL)                                 |
| Patric Hornqvist     | 6-0  | 188 | L      | Sollentuna, Sweden      | 1/1/87    | <b>Nashville (NHL)</b>  |
| Linus Klasen         | 5-8  | 178 | L      | Stockholm, Sweden       | 2/19/86   | Milwaukee (AHL)/Nashville (NHL)                                 |
| Sergei Kostitsyn     | 6-0  | 207 | L      | Novopolotsk, Belarus    | 3/20/87   | <b>Nashville (NHL)</b>  |
| Jani Lajunen         | 6-1  | 190 | L      | Helsinki, Finland       | 6/16/90   | Espoo (Finland)   |
| Michael Latta        | 6-0  | 209 | R      | Kitchener, Ont.         | 5/25/91   | Guelph (OHL)/Milwaukee (AHL)                                    |
| David Legwand        | 6-2  | 204 | L      | Detroit, Mich.          | 8/17/80   | <b>Nashville (NHL)</b>  |
| Chris Mueller        | 5-10 | 180 | R      | West Seneca, N.Y.       | 3/6/86    | Milwaukee (AHL)/Nashville (NHL)                                 |
| Nick Oliver          | 6-1  | 194 | L      | Grand Forks, N.D.       | 5/4/91    | Fargo (USHL)  |
| Cal O'Reilly         | 6-0  | 188 | L      | Toronto, Ont.           | 9/30/86   | <b>Nashville (NHL)</b>  |
| Antti Pihlstrom      | 5-11 | 190 | L      | Vantaa, Finland         | 10/22/84  | JYP (Finland)   |
| Juuso Puustinen      | 6-2  | 187 | R      | Kuopio, Finland         | 4/5/88    | HPK (Finland)   |
| Alexander Radulov    | 6-1  | 188 | L      | Nizhny Tagil, Russia    | 7/5/86    | Salavat Yulayev Ufa (KHL)                                       |
| Joonas Rask          | 5-10 | 176 | R      | Savonlinna, Finland     | 3/24/90   | Ilves (Finland)   |
| Cameron Reid         | 6-2  | 198 | L      | Delta, B.C.             | 8/25/91   | St. Cloud State (WCHA)  |
| Ben Ryan             | 5-11 | 193 | R      | Detroit, Mich.          | 10/16/88  | U. of Notre Dame (CCHA)   |
| Miikka Salomaki      | 5-11 | 198 | L      | Raahe, Finland          | 3/9/93    | Karpat (Finland)  |
| Grigory Shafgulin    | 6-2  | 185 | L      | Chelyabinsk, Russia     | 1/13/85   | OKH Dynamo Moscow (KHL)   |
| Josh Shalla          | 6-1  | 202 | L      | Whitby, Ont.            | 9/25/91   | Saginaw (OHL)   |
| Robert Slaney        | 6-2  | 203 | L      | Upper Island Cove, Nfld | 10/13/88  | Reading (ECHL)/Toronto (AHL)                                    |
| Craig Smith          | 6-1  | 197 | R      | Madison, Wis.           | 9/5/89    | U. of Wisconsin (WCHA)  |
| Jerred Smithson      | 6-3  | 209 | R      | Vernon, B.C.            | 2/4/79    | <b>Nashville (NHL)</b>  |
| Sergei Soin          | 6-0  | 185 | L      | Moscow, Russia          | 3/31/82   | Severstal Cherepovets (KHL)                                     |
| Nick Spaling         | 6-1  | 198 | L      | Palmerston, Ont.        | 9/19/88   | Milwaukee (AHL)/Nashville (NHL)                                 |
| Zack Stortini        | 6-4  | 215 | R      | Eliot Lake, Ont.        | 9/11/85   | <b>Edmonton (NHL)/Oklahoma City (AHL)</b>                       |
| Ryan Thang           | 6-0  | 194 | R      | Chicago, Ill.           | 5/11/87   | Milwaukee (AHL)   |
| Jordin Tootoo        | 5-9  | 199 | R      | Churchill, Man.         | 2/2/83    | <b>Nashville (NHL)</b>  |
| Austin Watson        | 6-4  | 193 | R      | Ann Arbor, Mich.        | 1/13/92   | Peterborough (OHL)/Milwaukee (AHL)                              |
| Colin Wilson         | 6-1  | 210 | L      | Greenwich, Conn.        | 10/20/89  | <b>Nashville (NHL)</b>  |
| Kyle Wilson          | 6-2  | 205 | L      | Oakville, Ont.          | 12/15/84  | <b>Columbus (NHL)/Springfield (AHL)</b>                         |

# THE PLAYERS

## 2011-12 ORGANIZATIONAL ROSTER



|                         | Ht   | Wt  | Shoots | Place of Birth     | Birthdate | 2010-11 Team                          |
|-------------------------|------|-----|--------|--------------------|-----------|---------------------------------------|
| <b>DEFENSE</b>          |      |     |        |                    |           |                                       |
| Taylor Aronson          | 6-1  | 205 | R      | Placentia, Calif.  | 12/30/91  | Portland (WHL)                        |
| Victor Bartley          | 6-0  | 203 | L      | Maple Ridge, B.C.  | 2/17/88   | Rogle (Sweden-2)                      |
| Anthony Bitetto         | 6-1  | 210 | L      | Island Park, N.Y.  | 7/15/90   | Northeastern (H-East)                 |
| Jonathan Blum           | 6-1  | 190 | R      | Long Beach, Calif. | 1/30/89   | Milwaukee (AHL)/Nashville (NHL)       |
| Francis Bouillon        | 5-8  | 198 | L      | New York, N.Y.     | 10/17/75  | <b>Nashville (NHL)</b>                |
| Mattias Ekholm          | 6-4  | 204 | L      | Borlange, Sweden   | 5/24/90   | Brynäs (Sweden)                       |
| Ryan Ellis              | 5-10 | 179 | R      | Hamilton, Ont.     | 1/3/91    | Windsor (OHL)/Milwaukee (AHL)         |
| Jack Hillen             | 5-10 | 190 | L      | Minnetonka, Minn.  | 1/24/86   | <b>NY Islanders (NHL)</b>             |
| Roman Josi              | 6-2  | 198 | L      | Bern, Switzerland  | 6/1/90    | Milwaukee (AHL)                       |
| Simon Karlsson          | 6-2  | 178 | R      | Karlskrona, Sweden | 7/23/93   | Malmö Jr. (Sweden Jr.)                |
| Kevin Klein             | 6-1  | 200 | R      | Kitchener, Ont.    | 12/13/84  | <b>Nashville (NHL)</b>                |
| Denis Kuliyash          | 6-3  | 199 | L      | Omsk, Russia       | 5/31/83   | Avangard Omsk (KHL)                   |
| Teemu Laakso            | 6-1  | 215 | R      | Tuusula, Finland   | 8/27/87   | Milwaukee (AHL)/Nashville (NHL)       |
| Anton Lavrentiev        | 6-4  | 196 | R      | Kazan, Russia      | 8/25/83   | none                                  |
| Garrett Noonan          | 6-0  | 205 | L      | Norfolk, Mass.     | 1/28/91   | Boston Univ. (H-East)                 |
| Charles-Olivier Roussel | 6-1  | 201 | R      | St. Eustache, Que. | 9/13/91   | Montreal (QMJHL)                      |
| Tyler Sloan             | 6-4  | 214 | L      | Calgary, Alta.     | 3/15/81   | <b>Washington (NHL)/Hershey (AHL)</b> |
| Ryan Suter              | 6-1  | 198 | L      | Madison, Wis.      | 1/21/85   | <b>Nashville (NHL)</b>                |
| Shea Weber              | 6-4  | 232 | R      | Sicamous, B.C.     | 8/14/85   | <b>Nashville (NHL)</b>                |

|                    | Ht  | Wt  | Catches | Place of Birth   | Birthdate | 2010-11 Team                           |
|--------------------|-----|-----|---------|------------------|-----------|--|
| <b>GOALTENDERS</b> |     |     |         |                  |           |  |
| Atte Engren        | 6-1 | 186 | L       | Rauma, Finland   | 2/19/88   | TPS Turku (Finland)/Milwaukee (AHL)    |
| Magnus Hellberg    | 6-5 | 185 | L       | Uppsala, Sweden  | 4/4/91    | Almtuna (Sweden-2)                     |
| Anders Lindback    | 6-6 | 203 | L       | Gävle, Sweden    | 5/3/88    | <b>Nashville (NHL)/Milwaukee (AHL)</b> |
| Chet Pickard       | 6-2 | 206 | L       | Moncton, N.B.    | 11/29/89  | Milwaukee (AHL)/Cincinnati (ECHL)      |
| Pekka Rinne        | 6-5 | 209 | L       | Kempele, Finland | 11/3/82   | <b>Nashville (NHL)</b>                 |
| Rustam Sidikov     | 6-1 | 158 | L       | Moscow, Russia   | 7/5/85    | none                                   |
| Jeremy Smith       | 6-0 | 173 | L       | Dearborn, Mich.  | 4/13/89   | Cincinnati (ECHL)/Milwaukee (AHL)      |



# THE PLAYERS

## HOW THE PREDATORS WERE BUILT

| SEASON   | ENTRY DRAFTS<br>(SIGNED)   | ENTRY DRAFTS<br>(UNSIGNED)  | TRADES/<br>COMPENSATION            | PRO/AMATEUR FREE<br>AGENTS             |
|--|--|---|------------------------------------|--|
| <b>1998-99</b><br>28-47-7, 63 Pts.<br>12th place, Western Conf.    | DAVID LEGWAND<br>(1st rd./2nd overall)   |   |                                    |  |
| <b>1999-00</b><br>28-40-7-7, 70 Pts.<br>13th place, Western Conf.  | MARTIN ERAT<br>(7th rd./191st overall)   |   |                                    |  |
| <b>2000-01</b><br>34-36-9-3, 80 Pts.                               |  | 10th place, Western Conf.   |                                    |  |
| <b>2001-02</b><br>28-41-13-0, 69 Pts.<br>14th place, Western Conf. | JORDIN TOOTOO<br>(4th rd./98th overall)  | ANTON LAVRENTIEV<br>(6th rd./178th overall)   |                                    |  |
| <b>2002-03</b><br>27-35-13-7, 74 Pts.                              |  | 13th place, Western Conf.   |                                    |  |
| <b>2003-04</b><br>38-29-11-4, 91 Pts.<br>8th place, Western Conf.  | RYAN SUTER<br>(1st rd./7th overall)<br>KEVIN KLEIN<br>(2nd rd./37th overall)<br>SHEA WEBER<br>(2nd rd./49th overall)   | KONSTANTIN GLAZACHEV<br>(2nd rd./35th overall)<br>GRIGORY SHAFIGULIN<br>(3rd rd./98th overall)<br>RUSTAM SIDIKOV<br>(4th rd./133rd overall) | SERGEI SOIN<br>(from COL, 6/21/03) |  |
| <b>2004-05</b><br>Did not play                                     | ALEXANDER RADULOV<br>(1st rd./15th overall)<br>PEKKA RINNE<br>(8th rd./258th overall)  | STANISLAV BALAN<br>(7th rd./209th overall)<br>DENIS KULYASH<br>(8th rd./243rd overall)  |                                    | JERRED SMITHSON<br>(pro f.a., 7/22/04) |
| <b>2005-06</b><br>49-25-8, 106 Pts.<br>4th place, Western Conf.    | TEEMU LAAKSO<br>(3rd rd./78th overall)<br>CAL O'REILLY<br>(5th rd./150th overall)<br>PATRIC HORNQVIST<br>(7th rd./230th overall)   |   |                                    |  |
| <b>2006-07</b><br>51-23-8, 110 Pts.<br>4th place, Western Conf.    | BLAKE GEOFFRION<br>(2nd rd./56th overall)<br>RYAN FLYNN<br>(6th rd./176th overall)   |   |                                    |  |
| <b>2007-08</b><br>41-32-9, 91 Pts.<br>8th place, Western Conf.     | JONATHAN BLUM<br>(1st rd./23rd overall)<br>JEREMY SMITH<br>(2nd rd./54th overall)<br>NICK SPALING<br>(2nd rd./58th overall)<br>RYAN THANG<br>(3rd rd./81st overall)<br>BEN RYAN<br>(4th rd./114th overall)<br>ATTE ENGREN<br>(7th rd./204th overall) |   |                                    | ANTTI PIHLSTROM<br>(pro f.a., 5/30/07) |
| <b>2008-09</b><br>40-34-8, 88 Pts.<br>10th place, Western Conf.    | COLIN WILSON<br>(1st rd./7th overall)<br>CHET PICKARD<br>(1st rd./18th overall)<br>ROMAN JOSI<br>(2nd rd./38th overall)<br>JANI LAJUNEN<br>(7th rd./201st overall)<br>ANDERS LINDBACK<br>(7th rd./207th overall)                                     |   |                                    |  |

# THE PLAYERS

## HOW THE PREDATORS WERE BUILT



| SEASON  | ENTRY DRAFTS<br>(SIGNED)   | ENTRY DRAFTS<br>(UNSIGNED)  | TRADES/<br>COMPENSATION   | PRO/AMATEUR FREE<br>AGENTS  |
|---|--|---|---|---|
| <b>2009-10</b><br>47-49-6, 100 Pts.<br>7th place, Western Conf. | RYAN ELLIS<br>(1st rd./11th overall)<br>CHARLES-OLIVIER<br>ROUSSEL<br>(2nd rd./42nd overall)<br>TAYLOR BECK<br>(3rd rd./70th overall)<br>MICHAEL LATTA<br>(3rd rd./72nd overall)<br>CRAIG SMITH<br>(4th rd./98th overall)<br>MATTIAS EKHOLM<br>(4th rd./102nd overall)<br>GABRIEL BOURQUE<br>(5th rd./132nd overall) | ZACH BUDISH<br>(2nd rd./41st overall)<br>NICK OLIVER<br>(4th rd./110th overall)<br>CAMERON REID<br>(7th rd./192nd overall)  |   | FRANCIS BOUILLON<br>(pro f.a., 9/22/09)   |
| <b>2010-11</b><br>44-27-11, 99 Pts.<br>5th place, Western Conf. | AUSTIN WATSON<br>(1st rd./18th overall)<br>TAYLOR ARONSON<br>(3rd rd./78th overall)  | PATRICK CEHLIN<br>(5th rd./126th overall)<br>ANTHONY BITTETO<br>(6th rd./168th overall)<br>DAVID ELSNER<br>(7th rd./194th overall)<br>JOONAS RASK<br>(7th rd./198th overall)  | MATT HALISCHUK<br>(from N.J., 6/19/10)<br>SERGEI KOSTITSYN<br>(from MTL, 6/29/10)<br>MIKE FISHER<br>(from OTT, 2/10/11) | LINUS KLASÉN<br>(pro f.a., 4/20/10)<br>CHRIS MUELLER<br>(pro f.a., 12/27/10)  |
| <b>2011-12</b>  |  | MAGNUS HELLBERG<br>(92nd rd./38th overall)<br>MIIKKA SALOMAKI<br>(2nd rd./52nd overall)<br>JOSH SHALLA<br>(3rd rd./94th overall)<br>GARRETT NOONAN<br>(4th rd./112th overall)<br>SIMON KARLSSON<br>(5th rd./142nd overall)<br>CHASE BALISY<br>(6th rd./170th overall)<br>BRENT ANDREWS<br>(7th rd./202nd overall) | BRODIE DUPONT<br>(from NYR, 7/2/11)<br>ROBERT SLANEY<br>(from TOR, 7/3/11)  | VICTOR BARTLEY<br>(pro f.a., 5/24/11)<br>JUUSO PUUSTINEN<br>(pro f.a., 6/16/11)<br>NICLAS BERGFORS<br>(pro f.a., 7/3/11)<br>KYLE WILSON<br>(pro f.a., 7/5/11)<br>ZACK STORTINI<br>(pro f.a., 7/5/11)<br>TYLER SLOAN<br>(pro f.a., 7/29/11)<br>JACK HILLEN<br>(pro f.a., 8/8/11) |
| <b>TOTALS:</b>  | <b>(33)</b>  | <b>(20)</b>   | <b>(6)</b>  | <b>(12)</b>   |

# NICLAS BERGFORS



**NICLAS BERGFORS**  
(NIHK-luhs BUHRG-fohrs)  
Right Wing

**SHOOTS:** Right  
**HEIGHT:** 6-0  
**WEIGHT:** 200  
**DOB:** March 7, 1987  
**BIRTHPLACE:** Sodertalje,  
Sweden  
**HOMETOWN:** Sodertalje,  
Sweden

**ACQUIRED**  
**July 3, 2011** - Signed as a  
free agent by Nashville

## VERSUS THE NHL

|      | GP | G | A | PTS | PIM |
|------|----|---|---|-----|-----|
| ANA  | 1  | 0 | 0 | 0   | 0   |
| BOS  | 5  | 1 | 2 | 3   | 0   |
| BUF  | 8  | 2 | 4 | 6   | 4   |
| CGY  | 1  | 0 | 1 | 1   | 0   |
| CAR  | 10 | 3 | 2 | 5   | 0   |
| CHI  | 5  | 0 | 2 | 2   | 0   |
| COL  | 4  | 2 | 1 | 3   | 0   |
| CBJ  | 3  | 0 | 0 | 0   | 0   |
| DAL  | 3  | 0 | 1 | 1   | 0   |
| DET  | 3  | 0 | 0 | 0   | 0   |
| EDM  | 2  | 0 | 0 | 0   | 0   |
| FLA  | 11 | 3 | 0 | 3   | 2   |
| L.A. | 2  | 0 | 0 | 0   | 2   |
| MIN  | 3  | 1 | 1 | 2   | 0   |
| MTL  | 6  | 0 | 2 | 2   | 0   |
| NSH  | 3  | 0 | 1 | 1   | 0   |
| N.J. | 2  | 0 | 0 | 0   | 0   |
| NYI  | 8  | 2 | 2 | 4   | 2   |
| NYR  | 8  | 2 | 1 | 3   | 2   |
| OTT  | 8  | 1 | 3 | 4   | 2   |
| PHI  | 7  | 3 | 4 | 7   | 0   |
| PHX  | 3  | 0 | 0 | 0   | 0   |
| PIT  | 10 | 5 | 5 | 10  | 2   |
| STL  | 1  | 1 | 0 | 1   | 0   |
| S.J. | 1  | 0 | 0 | 0   | 0   |
| T.B. | 13 | 4 | 2 | 6   | 2   |
| TOR  | 7  | 0 | 3 | 3   | 0   |
| VAN  | 1  | 1 | 0 | 1   | 0   |
| WSH  | 18 | 2 | 7 | 9   | 0   |
| WPG  | 5  | 1 | 3 | 4   | 0   |

**2010-11:** Amassed 36 points (12g-24a) in 72 games split between Atlanta (52 games) and Florida (20 games)... Recorded a career-high 24 assists... Saw his ice time increase by 2:18 per game upon being acquired by Florida on Feb. 28... After going scoreless in his first two games after being acquired by Florida, posted points in six of eight contests (1g-5a) from March 5-19... Started 2011 with a five-game point streak (2g-4a) from Jan. 2-14... Notched a point in 10 of 11 games (5g-6a) between Oct. 23-Nov. 14... Suited up for his 100th career NHL contest on Nov. 4 vs. Columbus... Notched a point (assist) in his season debut for the third straight campaign in Atlanta's season opener on Oct. 8 vs. Washington.

**2009-10:** Named to the NHL All-Rookie Team... Ranked fourth among NHL rookies in points and goals (21g-23a-44pts), and sixth in assists... Ranked third among first-year players in power-play goals (9), and tied for 10th among all NHLers in game-winning goals (6)... Led all rookies in shots (217)... Notched four points (3g-1a) in his first four games with Atlanta, including two game-winning goals... Saw his best stretch with New Jersey from Oct. 22-Nov. 14 when he amassed 12 points (5g-7a) in 10 games... Scored two power-play goals, with one being the game winner, on two occasions - Nov. 4 vs. Washington and Dec. 12 vs. Philadelphia... Picked up his first career assist in the regular-season opener vs. Philadelphia on Oct. 3... Represented Sweden at the 2010 LG Hockey Games.

**CAREER NOTES:** Scored his first career goal in his 2008-09 NHL season debut on Nov. 1 vs. Atlanta, and played eight total games with the Devils before being reassigned on Nov. 22... Led the 2008-09 Lowell Devils (AHL) in goals (22) and ranked second on the team in points (51) and assists (29)... Tied for 17th in the AHL, and also led the Lowell Devils in power-play goals (12) in 2008-09... Made his NHL debut in New Jersey's 2007-08 season opener on Oct. 4, then spent the rest of the season with Lowell... Led Lowell in shots (212) in 2007-08... Ranked fifth on the AHL Devils in goals (13) in 2006-07, with 10 of them coming on the power play, good for second on the team... Suited up for all seven of Sweden's games at the 2007 World Junior Championships, his third consecutive WJC tournament... Made his North American debut in 2005-06 with the Albany River Rats, tying for the team lead in assists (23) while ranking second in goals (17), power-play goals (tie, 7) and points (40)... Paced the 2005-06 River Rats in shots (187)... The youngest player in the AHL in 2005-06... Tied for second on Team Sweden in both goals (3) and points (6) at the 2006 World Junior Championships.

**EUROPE/AMATEUR:** Named 2005 Swedish Junior Hockey Player of the Year, an award also won by the likes of Henrik Lundqvist (2002), Henrik and Daniel Sedin (2000 and 1999), Peter Forsberg (1993) and Mats Sundin (1990)... Tied for eighth in the Swedish Junior League in goals (18) and ninth in points (34) in 2004-05, despite playing in only 21 of Sodertalje's 34 regular-season games... Also tied for fourth in league power-play goals (6) in 2004-05... Played with L.A. Kings forward Anze Kopitar with Sodertalje in 2004-05... Named to the tournament All-Star Team at the 2005 U-18 World Championships after tying for second in goals (6) and leading Sweden in goals and points (6), helping the nation claim the bronze medal (teammates included Patric Hornqvist)... Represented the Tre Kronor at the 2005 World Junior Championships... Led all U-17 players in points (30) in the 2003-04 Swedish Junior League... Represented Sweden at the 2004 U-18 World Championships... Led Sweden in goals (4) and points (6) at the 2004 U-18 Five Nations Tournament. Tied for second in tournament points and third in goals... Tied for second in the Swedish U-18 League in goals (14) and ninth in points (18) in 2003-04 despite playing only five of 14 games... Helped Sodermanland win the 2002 TV-Pucken tournament, posting nine points (6g-3a) in eight games.

**BACKGROUND:** Nickname: "Berggie"... Favorites include: The Hangover (movie), Swedish House Mafia (musician), BBQ (food) and Entourage (TV show)... Enjoys vacationing in Croatia... Has a dog (Shiba Inu) named Cash... Lists Jesus Christ as the historical figure he would have most liked to have met.

**TRANSACTIONS:** **July 3, 2011** - Signed as a free agent by Nashville... **Feb. 28, 2011** - Acquired by Florida from Atlanta along with Patrick Rissmiller for Radek Dvorak and a Carolina's fifth-round selection in the 2011 Entry Draft (trade to San Jose; San Jose selected Sean Kuraly)... **Feb. 4, 2010** - Acquired by Atlanta from New Jersey along with Johnny Oduya, Patrice Cormier and New Jersey's first (traded to Chicago; Chicago selected Kevin Hayes) and second (traded to Chicago; Chicago selected Justin Holl) round selections in 2010 Entry Draft for Ilya Kovalchuk, Anssi Salmela and Atlanta's second-round selection (Jonathon Merrill) in 2010 Entry Draft... **July 30, 2005** - New Jersey's first choice, 23rd overall (first round), in the 2005 Entry Draft.



## INTERNATIONAL RECORD

| Sweden |         | GP | G | A | PTS | PIM |
|--------|---------|----|---|---|-----|-----|
| Year   | Event   |    |   |   |     |     |
| 2004   | U-18 WC | 6  | 1 | 2 | 3   | 6   |
| 2005   | U-18 WC | 7  | 6 | 0 | 6   | 0   |
|        | WJC     | 6  | 2 | 1 | 3   | 2   |
| 2006   | WJC     | 6  | 3 | 3 | 6   | 2   |
| 2007   | WJC     | 7  | 0 | 2 | 2   | 0   |

## CAREER RECORD

| SEASON               | CLUB            | LEAGUE     | Regular Season |    |    |     |     |  | Playoffs |    |    |     |     |  |
|----------------------|-----------------|------------|----------------|----|----|-----|-----|--|----------|----|----|-----|-----|--|
|                      |                 |            | GP             | G  | A  | PTS | PIM |  | GP       | G  | A  | PTS | PIM |  |
| 2003-04              | Sodertalje U-18 | Sweden-U18 | 5              | 14 | 4  | 18  | 4   |  | 2        | 1  | 1  | 2   | 0   |  |
|                      | Sodertalje Jr.  | Sweden Jr. | 31             | 13 | 17 | 30  | 22  |  | 2        | 1  | 1  | 2   | 0   |  |
| 2004-05              | Sodertalje Jr.  | Sweden Jr. | 21             | 18 | 16 | 34  | 25  |  | 3        | 0  | 3  | 3   | 4   |  |
|                      | Sodertalje SK   | Sweden     | 25             | 1  | 0  | 1   | 2   |  | 2        | 0  | 0  | 0   | 0   |  |
| 2005-06              | Albany          | AHL        | 65             | 17 | 23 | 40  | 10  |  | --       | -- | -- | --  | --  |  |
| 2006-07              | Lowell          | AHL        | 60             | 13 | 19 | 32  | 8   |  | --       | -- | -- | --  | --  |  |
| 2007-08              | New Jersey      | NHL        | 1              | 0  | 0  | 0   | 0   |  | --       | -- | -- | --  | --  |  |
|                      | Lowell          | AHL        | 66             | 12 | 15 | 27  | 22  |  | --       | -- | -- | --  | --  |  |
| 2008-09              | Lowell          | AHL        | 66             | 22 | 29 | 51  | 14  |  | --       | -- | -- | --  | --  |  |
|                      | New Jersey      | NHL        | 8              | 1  | 0  | 1   | 0   |  | --       | -- | -- | --  | --  |  |
| 2009-10              | New Jersey      | NHL        | 54             | 13 | 14 | 27  | 10  |  | --       | -- | -- | --  | --  |  |
|                      | Atlanta         | NHL        | 27             | 8  | 9  | 17  | 0   |  | --       | -- | -- | --  | --  |  |
| 2010-11              | Atlanta         | NHL        | 52             | 11 | 18 | 29  | 6   |  | --       | -- | -- | --  | --  |  |
|                      | Florida         | NHL        | 20             | 1  | 6  | 7   | 2   |  | --       | -- | -- | --  | --  |  |
| NHL/PREDATORS TOTALS |                 |            | 162            | 34 | 47 | 81  | 18  |  | 0        | 0  | 0  | 0   | 0   |  |

## STATISTICAL BREAKDOWN

| YEAR    | TEAM | PP | SH | GW | S   | %     | +/- | TF | FW | F%    | MIN   | H  | BS | Shootouts |   |      |     |
|---------|------|----|----|----|-----|-------|-----|----|----|-------|-------|----|----|-----------|---|------|-----|
|         |      |    |    |    |     |       |     |    |    |       |       |    |    | S         | G | %    | GDC |
| 2007-08 | N.J. | 0  | 0  | 0  | 3   | 0.0%  | -1  | 1  | 0  | 0.0%  | 11:17 | 0  | 1  | 0         | 0 | .000 | 0   |
| 2008-09 | N.J. | 0  | 0  | 0  | 6   | 16.7% | -1  | 0  | 0  | 0.0%  | 5:47  | 0  | 0  | 0         | 0 | .000 | 0   |
| 2009-10 | N.J. | 8  | 0  | 4  | 134 | 9.7%  | -7  | 7  | 5  | 71.4% | 14:52 | 14 | 2  | 0         | 0 | .000 | 0   |
|         | ATL  | 1  | 0  | 2  | 83  | 9.6%  | -3  | 12 | 4  | 33.3% | 16:29 | 4  | 4  | 1         | 0 | .000 | 0   |
| 2010-11 | ATL  | 3  | 0  | 1  | 99  | 11.1% | -11 | 3  | 2  | 66.7% | 14:09 | 4  | 9  | 2         | 0 | .000 | 0   |
|         | FLA  | 0  | 0  | 0  | 53  | 1.9%  | 2   | 6  | 2  | 33.3% | 16:18 | 8  | 4  | 1         | 0 | .000 | 0   |
| TOTALS  |      | 12 | 0  | 7  | 378 | 9.0%  | -21 | 29 | 13 | 44.8% | 14:37 | 30 | 20 | 4         | 0 | .000 | 0   |

## CAREER HIGHLIGHTS

**MOST GOALS, GAME:**  
2 - three times, last March 4, 2010 vs. NY Islanders

**MOST ASSISTS, GAME:**  
3 - March 16, 2010 vs. Buffalo

**MOST POINTS, GAME:**  
3 - twice, last (3a) March 16, 2010 vs. Buffalo

**MOST PIM, GAME:**  
2 - nine times, last March 12, 2011 vs. Tampa Bay

**MOST SHOTS, GAME:**  
8 - Oct. 17, 2009 vs. Carolina

**LONGEST GOAL-SCORING STREAK:**  
4 - (4g) Oct. 27-Nov. 3, 2010

**LONGEST ASSIST STREAK:**  
3 - (3a) Nov. 6-11, 2010

**LONGEST POINT-SCORING STREAK:**  
5 - three times, last (2g-4a) Jan. 2-14, 2011

**CAREER HAT TRICKS:**  
None

**CAREER PENALTY SHOTS:**  
None

**CAREER OVERTIME POINTS:**  
None

**FIRST NHL GAME:**  
Oct. 4, 2007 at Tampa Bay

**FIRST NHL GOAL:**  
Nov. 1, 2007 vs. Atlanta (Johan Hedberg)

**FIRST GAME AS A PREDATOR:**  
None

**FIRST GOAL AS A PREDATOR:**  
None



# JONATHAN BLUM



**JONATHAN BLUM**  
(JAWN-ah-thuhn BLUHM)  
Defense

**SHOOTS:** Right  
**HEIGHT:** 6-1  
**WEIGHT:** 190  
**DOB:** January 30, 1989  
**BIRTHPLACE:** Rancho Santa Margarita, Calif.  
**HOMETOWN:** Long Beach, Calif.

## ACQUIRED

**June 22, 2007** - Nashville's first choice, 23rd overall (first round), in 2007 Entry Draft.

## VERSUS THE NHL

|      | GP | G | A | PTS | PIM |
|------|----|---|---|-----|-----|
| ANA  | 1  | 0 | 1 | 1   | 0   |
| BOS  | 1  | 0 | 1 | 1   | 0   |
| BUF  | 1  | 0 | 0 | 0   | 0   |
| CGY  | 1  | 0 | 1 | 1   | 2   |
| CAR  | 0  | 0 | 0 | 0   | 0   |
| CHI  | 1  | 0 | 0 | 0   | 0   |
| COL  | 2  | 0 | 0 | 0   | 2   |
| CBJ  | 3  | 1 | 0 | 1   | 0   |
| DAL  | 2  | 0 | 0 | 0   | 0   |
| DET  | 2  | 1 | 0 | 1   | 0   |
| EDM  | 2  | 0 | 0 | 0   | 0   |
| FLA  | 0  | 0 | 0 | 0   | 0   |
| L.A. | 1  | 1 | 0 | 1   | 0   |
| MIN  | 1  | 0 | 0 | 0   | 0   |
| MTL  | 0  | 0 | 0 | 0   | 0   |
| NSH  | 0  | 0 | 0 | 0   | 0   |
| N.J. | 0  | 0 | 0 | 0   | 0   |
| NYI  | 0  | 0 | 0 | 0   | 0   |
| NYR  | 0  | 0 | 0 | 0   | 0   |
| OTT  | 0  | 0 | 0 | 0   | 0   |
| PHI  | 0  | 0 | 0 | 0   | 0   |
| PHX  | 0  | 0 | 0 | 0   | 0   |
| PIT  | 0  | 0 | 0 | 0   | 0   |
| STL  | 1  | 0 | 0 | 0   | 0   |
| S.J. | 1  | 0 | 0 | 0   | 0   |
| T.B. | 0  | 0 | 0 | 0   | 0   |
| TOR  | 0  | 0 | 0 | 0   | 0   |
| VAN  | 2  | 0 | 1 | 1   | 4   |
| WSH  | 0  | 0 | 0 | 0   | 0   |
| WPG  | 1  | 0 | 1 | 1   | 0   |

**2010-11:** Started the season with Milwaukee (AHL), before being recalled on Feb. 22 and spending the duration of the regular season and playoffs with Nashville... Tied for eighth among NHL rookie defensemen in plus/minus rating (+8) and ranked ninth in points per game (.34)... Recorded a plus or even rating in 18 of his 23 games... Scored his first career game-winning goal on March 19 vs. Detroit, giving him his first career three-game point streak (March 16-19, 2g-1a)... Made his NHL debut in the venue where he was drafted on Feb. 22 at Columbus... Ranked second on the Milwaukee Admirals in power-play points (5g-16a-21pts) and tied for second in man-advantage goals despite appearing in only 54 of the club's 80 games... Tied for ninth among AHL blueliners in power-play points per game (.39)... Tied for the longest point streak by an AHL defenseman with nine (1g-8a-9pts) in a nine-game span from Jan. 15-Feb. 9. **PLAYOFFS:** Dressed for all 12 of the club's playoff contests, ranking fourth among team blueliners in average ice time (18:51)... Recorded his first playoff point/assist in his first game - Game One of the WCQ vs. Anaheim on April 13.

**2009-10:** Played his first professional season with Milwaukee (AHL) in 2009-10, ranking third among AHL rookie defensemen in points (11g-30a-41pts) and goals, and tied for second in power-play points (6g-14a-20pts)... Tied for first on the Ads in power-play goals (6) and ranked second on the club in man-advantage assists (14)... Also ranked third among first-year blueliners, and tied for second on the 2009-10 Admirals, in plus/minus rating (+17)... The only Admiral to suit up for all 80 of the team's 2009-10 regular season contests... Named to The Hockey News' AHL Western Conference All-Rookie Team... Tied for the team lead in assists (7), and ranked second on Milwaukee in points (1g-7a) during 2010 Calder Cup Playoffs... Ranked third among defensemen in points per game (1.14) during the 2010 Calder Cup Playoffs.

**AMATEUR:** Finished his junior career as the Vancouver Giants' (WHL) all-time leader in defensive scoring, in addition to ranking third overall on the franchise's scoring list with 204 points (49g-155a) in 248 regular season games and 42 points (14g-28a) in 67 postseason contests from 2005-09. During his tenure, the team claimed four division titles, two conference titles, a WHL Championship and a Memorial Cup Championship... Named the 2009 Canadian

Hockey League Jack Link's Defenseman of the Year and 2009 Bill Hunter Memorial Trophy as the WHL's d-man of the year... Captained the Giants to their best season in franchise history in 2008-09, ranking third among WHL blueliners in points (66) and assists (50), and tied for fourth in goals (16) despite missing 19 regular-season games... Also ranked fourth among all WHL skaters in plus/minus rating (+53) in 2008-09... Captained Team USA at the 2009 World Junior Championships, tying for third among tournament defensemen in goals (2) and ninth in points (4)... Led Vancouver, ranked second among league defensemen and tied for ninth overall in scoring (7g-11a-18pts) in 17 games during the 2009 WHL Playoffs... Paced all blueliners in 2009 playoff goals (7), while tying for first among all skaters in power-play goals (6), and fifth overall in power-play assists (6)... Ranked second among WHL defensemen in points (63) and assists (45) in 2007-08... Also ranked third in goals (18) and sixth in plus/minus rating (+27) among league blueliners in 2007-08... Named a 2008 WHL Western Conference Second-Team All-Star... Tied for first on Vancouver in assists, ranked second in points and power-play goals (12) and was tops among club d-men in goals... Played for the U.S. at the 2008 World Junior Championships... Captured the Memorial Cup with Vancouver (WHL) in 2007... Ranked seventh among WHL defensemen and first among draft-eligible d-men with 51 points (8g-43a) in 2006-07... Led the WHL with a +37 rating in 2006-07... Helped Vancouver capture the WHL championship in 2006... Finished second among all 16-year-old WHL blueliners in 2005-06 with 24 points (7g-17a)... Played for the U.S. U-18 team at the 2006 Junior World Cup, capturing a silver medal... Played for the California Wave prior to playing in the WHL.

**BACKGROUND:** The first California-born and raised player to be selected in the first round of the NHL Entry Draft... Nickname: "Blummer"... Favorites include Land of the Lost (movie), Rise Against (musician), Tosh.O (TV show) and Hawaii (vacation destination)... Lists being drafted by the Nashville Predators as his favorite hockey accomplishment... Has a Siberian Husky named Blitzee... Favorite thing about Nashville is Southern hospitality from the fans... Would like to open an ice cream parlor called "Blummers".

**TRANSACTIONS:** **June 22, 2007** - Nashville's first choice, 23rd overall (first round), in 2007 Entry Draft.



## INTERNATIONAL RECORD

United States

| Year | Event | GP | G | A | PTS | PIM |
|------|-------|----|---|---|-----|-----|
| 2008 | WJC   | 6  | 0 | 1 | 1   | 0   |
| 2009 | WJC   | 6  | 2 | 2 | 4   | 0   |

## CAREER RECORD

| SEASON                      | CLUB       | LEAGUE | Regular Season |          |          |          |          | Playoffs  |          |          |          |          |
|-----------------------------|------------|--------|----------------|----------|----------|----------|----------|-----------|----------|----------|----------|----------|
|                             |            |        | GP             | G        | A        | PTS      | PIM      | GP        | G        | A        | PTS      | PIM      |
| 2004-05                     | California | Cal-Am | 55             | 15       | 50       | 65       | 65       | --        | --       | --       | --       | --       |
| 2005-06                     | Vancouver  | WHL    | 61             | 7        | 17       | 24       | 25       | 18        | 1        | 7        | 8        | 16       |
| 2006-07                     | Vancouver  | WHL    | 72             | 8        | 43       | 51       | 48       | 22        | 3        | 6        | 9        | 8        |
| 2007-08                     | Vancouver  | WHL    | 64             | 18       | 45       | 63       | 44       | 10        | 3        | 4        | 7        | 10       |
| 2008-09                     | Vancouver  | WHL    | 51             | 16       | 50       | 66       | 30       | 17        | 7        | 11       | 18       | 6        |
|                             | Milwaukee  | AHL    | --             | --       | --       | --       | --       | 5         | 0        | 0        | 0        | 0        |
| 2009-10                     | Milwaukee  | AHL    | 80             | 11       | 30       | 41       | 32       | 7         | 1        | 7        | 8        | 0        |
| 2010-11                     | Milwaukee  | AHL    | 54             | 7        | 27       | 34       | 20       | 1         | 0        | 0        | 0        | 0        |
|                             | Nashville  | NHL    | 23             | 3        | 5        | 8        | 8        | 12        | 0        | 2        | 2        | 0        |
| <b>NHL/PREDATORS TOTALS</b> |            |        | <b>23</b>      | <b>3</b> | <b>5</b> | <b>8</b> | <b>8</b> | <b>12</b> | <b>0</b> | <b>2</b> | <b>2</b> | <b>0</b> |

## STATISTICAL BREAKDOWN

| YEAR          | TEAM | PP       | SH       | GW       | S         | %            | +/-      | TF       | FW       | F%          | MIN          | H         | BS        | S        | G        | S%          | GDG      |
|---------------|------|----------|----------|----------|-----------|--------------|----------|----------|----------|-------------|--------------|-----------|-----------|----------|----------|-------------|----------|
|               |      |          |          |          |           |              |          |          |          |             |              |           |           |          |          |             |          |
| 2010-11       | NSH  | 1        | 0        | 1        | 18        | 16.7%        | 8        | 0        | 0        | 0.0%        | 17:45        | 20        | 36        | 0        | 0        | .000        | 0        |
| <b>TOTALS</b> |      | <b>1</b> | <b>0</b> | <b>1</b> | <b>18</b> | <b>16.7%</b> | <b>8</b> | <b>0</b> | <b>0</b> | <b>0.0%</b> | <b>17:45</b> | <b>20</b> | <b>36</b> | <b>0</b> | <b>0</b> | <b>.000</b> | <b>0</b> |

## CAREER HIGHLIGHTS

**MOST GOALS, GAME:**  
1 - three times, last March 19, 2011 vs. Detroit

**MOST ASSISTS, GAME:**  
1 - five times, last April 5, 2011 vs. Atlanta

**MOST POINTS, GAME:**  
1 - eight times, last (1a) April 5, 2011 vs. Atlanta

**MOST PIM, GAME:**  
4 - March 29, 2011 vs. Vancouver

**MOST SHOTS, GAME:**  
3 - March 8, 2011 at San Jose

**LONGEST GOAL-SCORING STREAK:**  
None

**LONGEST ASSIST STREAK:**  
None

**LONGEST POINT-SCORING STREAK:**  
None

**CAREER HAT TRICKS:**  
None

**CAREER PENALTY SHOTS:**  
None

**CAREER OVERTIME POINTS:**  
None

**FIRST NHL GAME:**  
Feb. 22, 2011 at Columbus

**FIRST NHL GOAL:**  
Feb. 27, 2011 vs. Columbus (Mathieu Garon)

**FIRST GAME AS A PREDATOR:**  
Feb. 22, 2011 at Columbus

**FIRST GOAL AS A PREDATOR:**  
Feb. 27, 2011 vs. Columbus (Mathieu Garon)

# FRANCIS BOUILLON



**FRANCIS BOUILLON**  
(FRAN-sihs BOO-lyawn)  
Defense

**SHOOTS:** Left  
**HEIGHT:** 5-8  
**WEIGHT:** 198  
**DOB:** October 17, 1975  
**BIRTHPLACE:** New York,  
New York  
**HOMETOWN:** Montreal, Quebec

## ACQUIRED

**Sept. 22, 2009** - Signed as  
a free agent by Nashville.

**2010-11:** Sidelined the final 37 games of the regular season, and all of the playoffs due to a concussion sustained on Jan. 16 at Chicago... Ranked second among NHL defensemen in hits (133) at the time of his injury... Posted his highest assist total in four seasons (9) despite playing in only 44 games... Played more than 20 minutes in 23 of 44 games... Played in his 600th career game on Dec. 26 at St. Louis... Tied a career high with two assists/points in his first game as a visitor to the Bell Centre on Nov. 18 after spending 481 games with the Canadiens from 1999-2009... Nashville's nominee for the 2011 Bill Masterton Memorial Trophy.

**2009-10:** Played a career-high 81 games... Ranked second on the team - and among the NHL's Top 20 defensemen - in hits (162)... Tied for

third on the Predators in penalty minutes (50)... Scored his first career OT goal on March 29 at Florida... Played in his 500th NHL game Nov. 7 at Los Angeles, and scored his first goal as a Predator... Nashville's nominee for the Bill Masterton Memorial Trophy. **PLAYOFFS:** Played in all six of the club's WCQ games vs. Chicago, and tied for second on the team in penalty minutes (6).

**CAREER NOTES:** Notched a career high in goals (5) in 2008-09... Ranked second among 2008-09 Montreal defensemen in hits (122)... Missed Montreal's first four games of 2008-09, and final 23 games of the season due to injury... Ranked second on the Canadiens, and 10th among NHL defensemen, in hits (168) with a career high in 2007-08... Ranked fourth on the Habs in blocked shots (116) and average shorthanded time on ice (2:42) in 2007-08... Ranked second among Montreal blueliners in hits (148) in 2006-07... Missed the first 19 games of the 2006-07 season due to injury... Registered career highs in points (22), assists (19) and power-play goals (3) in 2005-06... Tied for ninth among league defensemen, and ranked second on Montreal, in hits (154) in 2005-06... Ranked second on the Canadiens in blocked shots with a

career high (121) in 2005-06... Ranked fourth on the Habs in average time on ice with a career high (20:47) in 2005-06... Tied for third among Canadian d-men in average shorthanded time on ice (3:34) in 2005-06... Spent the 2004-05 season with Leksands of Sweden's first division, posted 31 points (10G-21A) in 31 games... Posted career highs in penalty minutes (70) and shots on goal (86) in 2003-04 with Montreal... Winner of Montreal's Jacques Beauchamp Molson Trophy (unsung hero) in 2004... Played in all 11 of Montreal's 2004 Playoff games... Opened the 2002-03 season with Nashville, played four games with the club, then was re-claimed on waivers by Montreal on Oct. 22, 2002... Led 2001-02 Quebec (AHL) defenders in points (8g-14a-2pts) at the time of his final recall to Montreal on Jan. 12, 2002... Paced Montreal rookies in points (16) and assists (13) in 1999-2000... Led Fredericton (AHL) blueliners in points (55), goals (19) and penalty minutes (174) in 1998-99... Played in the 1999 AHL All-Star Game... Led Quebec (IHL) defenders, and ranked second on the club, in points (8g-27a-35pts) in 1997-98... Ranked second on Wheeling (ECHL) in points (42), goals (10) and assists (32) in his first professional season in 1996-97.

**AMATEUR:** Helped the Granby Predateurs (QMJHL) to the 1996 Memorial Cup... Also won the 1996 President's Cup as QMJHL champs... Reached the President's Cup Finals in both 1995 and 1996 with Laval... Played 60 career QMJHL Playoff games, registering 39 points (7g-32a) and 99 penalty minutes.

**BACKGROUND:** Nicknames: "Frankie Boo" or "The Cube"... Favorites include Braveheart (movie), U2 (musician), Sushi O Sushi (Nashville area restaurant) and Lost (TV show)... Favorite player growing up was Ray Bourque... Speaks French, English and a little Creole... Would have Sylvester Stallone play him in his life story... Involved with Les Jeunes Sportifs Hochelaga (youth sport league), in Montreal. Created Usine 51 in the district, purchasing an old warehouse that once served as the base for the neighborhood's hockey-playing youth. The building was converted into condominiums and the JSJ organization uses the building to fund operations... Wife - Ginette; Sons: Michael and Anthony.

**TRANSACTIONS:** **Sept. 22, 2009** - Signed as a free agent by Nashville... **Oct. 25, 2002** - Claimed on waivers by Montreal... **Oct. 4, 2005** - Claimed by Nashville from Montreal in the Waiver Draft... **Aug. 18, 1998** - Signed as a free agent by Montreal.



## CAREER HIGHLIGHTS

|  |  |
|--|--|
| <b>MOST GOALS, GAME:</b><br>1 - 25 times, last Nov. 3, 2010 at Phoenix           | <b>LONGEST POINT-SCORING STREAK:</b><br>4 - (1g-3a) March 11-19, 2004            |
| <b>MOST ASSISTS, GAME:</b><br>2 - six times, last Nov. 18, 2010 at Montreal      | <b>CAREER HAT TRICKS/ PENALTY SHOTS:</b><br>None                                 |
| <b>MOST POINTS, GAME:</b><br>2 - nine times, last (2a) Nov. 18, 2010 at Montreal | <b>CAREER OVERTIME POINTS:</b><br>2 (1g-1a)                                      |
| <b>MOST PIM, GAME:</b><br>15 - Jan. 13, 2004 vs. St. Louis                       | <b>FIRST NHL GAME:</b><br>Oct. 2, 1999 vs. Toronto                               |
| <b>MOST SHOTS, GAME:</b><br>5 - three times, last Oct. 19, 2010 vs. Calgary      | <b>FIRST NHL GOAL:</b><br>Jan. 6, 2000 at St. Louis (Roman Turek)                |
| <b>LONGEST GOAL-SCORING STREAK:</b><br>2 - (2g) Feb. 11-13, 2009                 | <b>FIRST GAME AS A PREDATOR:</b><br>Oct. 10, 2002 at Washington                  |
| <b>LONGEST ASSIST STREAK:</b><br>3 - three times, last (3a) Feb. 3-7, 2006       | <b>FIRST GOAL AS A PREDATOR:</b><br>Nov. 7, 2009 at Los Angeles (Jonathan Quick) |

## INTERNATIONAL RECORD

United States

| Year | Event | GP | G | A | PTS | PIM |
|------|-------|----|---|---|-----|-----|
| 2003 | WC    | 6  | 0 | 1 | 1   | 0   |

## CAREER RECORD

| SEASON           | CLUB        | LEAGUE   | Regular Season |    |    |     |     | Playoffs |    |    |     |     |
|------------------|-------------|----------|----------------|----|----|-----|-----|----------|----|----|-----|-----|
|                  |             |          | GP             | G  | A  | PTS | PIM | GP       | G  | A  | PTS | PIM |
| 1992-93          | Laval       | QMJHL    | 45             | 0  | 6  | 6   | 45  | --       | -- | -- | --  | --  |
| 1993-94          | Laval       | QMJHL    | 68             | 3  | 14 | 17  | 131 | 19       | 2  | 9  | 11  | 48  |
| 1994-95          | Laval       | QMJHL    | 72             | 8  | 25 | 33  | 115 | 20       | 3  | 11 | 14  | 21  |
| 1995-96          | Granby      | QMJHL    | 68             | 11 | 35 | 46  | 156 | 21       | 2  | 12 | 14  | 30  |
| 1996-97          | Wheeling    | ECHL     | 69             | 10 | 32 | 42  | 77  | 3        | 0  | 2  | 2   | 10  |
| 1997-98          | Quebec      | IHL      | 71             | 8  | 27 | 35  | 76  | --       | -- | -- | --  | --  |
| 1998-99          | Fredericton | AHL      | 79             | 19 | 36 | 55  | 174 | 5        | 2  | 1  | 3   | 0   |
| 1999-00          | Montreal    | NHL      | 74             | 3  | 13 | 16  | 38  | --       | -- | -- | --  | --  |
| 2000-01          | Montreal    | NHL      | 29             | 0  | 6  | 6   | 26  | --       | -- | -- | --  | --  |
|                  | Quebec      | AHL      | 4              | 0  | 0  | 0   | 0   | --       | -- | -- | --  | --  |
|                  | Quebec      | AHL      | 38             | 8  | 14 | 22  | 30  | --       | -- | -- | --  | --  |
| 2001-02          | Montreal    | NHL      | 28             | 0  | 5  | 5   | 33  | --       | -- | -- | --  | --  |
|                  | Hamilton    | AHL      | 29             | 1  | 12 | 13  | 31  | --       | -- | -- | --  | --  |
| 2002-03          | Montreal    | NHL      | 20             | 3  | 1  | 4   | 2   | --       | -- | -- | --  | --  |
|                  | Nashville   | NHL      | 4              | 0  | 0  | 0   | 2   | --       | -- | -- | --  | --  |
| 2003-04          | Montreal    | NHL      | 73             | 2  | 16 | 18  | 70  | 11       | 0  | 0  | 0   | 7   |
| 2004-05          | Leksands IF | Sweden-2 | 31             | 10 | 21 | 31  | 46  | --       | -- | -- | --  | --  |
| 2005-06          | Montreal    | NHL      | 67             | 3  | 19 | 22  | 34  | 6        | 1  | 2  | 3   | 10  |
| 2006-07          | Montreal    | NHL      | 62             | 3  | 11 | 14  | 52  | --       | -- | -- | --  | --  |
| 2007-08          | Montreal    | NHL      | 74             | 2  | 6  | 8   | 61  | 7        | 1  | 2  | 3   | 4   |
| 2008-09          | Montreal    | NHL      | 54             | 5  | 4  | 9   | 53  | 1        | 0  | 0  | 0   | 0   |
| 2009-10          | Nashville   | NHL      | 81             | 3  | 8  | 11  | 50  | 6        | 0  | 0  | 0   | 6   |
| 2010-11          | Nashville   | NHL      | 44             | 1  | 9  | 10  | 27  | --       | -- | -- | --  | --  |
| NHL TOTALS       |             |          | 610            | 25 | 98 | 123 | 448 | 31       | 2  | 4  | 6   | 27  |
| PREDATORS TOTALS |             |          | 129            | 4  | 17 | 21  | 79  | 6        | 0  | 0  | 0   | 6   |

## STATISTICAL BREAKDOWN

| YEAR    | TEAM | PP | SH | GW | S   | %     | +/- | TF | FW | F%   | Shootouts |      |     |    |    |
|---------|------|----|----|----|-----|-------|-----|----|----|------|-----------|------|-----|----|----|
|         |      |    |    |    |     |       |     |    |    |      | MIN       | H    | BS  | S  | G  |
| 1999-00 | MTL  | 2  | 0  | 1  | 76  | 3.9%  | -7  | 1  | 0  | 0.0% | 15:51     | 68   | 52  | -- | -- |
| 2000-01 | MTL  | 0  | 0  | 0  | 24  | 0.0%  | 3   | 0  | 0  | 0.0% | 13:24     | 42   | 16  | -- | -- |
| 2001-02 | MTL  | 0  | 0  | 0  | 24  | 0.0%  | -5  | 0  | 0  | 0.0% | 18:47     | 52   | 42  | -- | -- |
| 2002-03 | MTL  | 0  | 1  | 0  | 30  | 10.0% | -1  | 0  | 0  | 0.0% | 20:24     | 40   | 23  | -- | -- |
|         | NSH  | 0  | 0  | 0  | 0   | 0.0%  | -1  | 0  | 0  | 0.0% | 12:51     | --   | --  | -- | -- |
| 2003-04 | MTL  | 0  | 0  | 0  | 86  | 2.3%  | 1   | 0  | 0  | 0.0% | 19:39     | --   | --  | -- | -- |
| 2005-06 | MTL  | 3  | 0  | 1  | 75  | 4.0%  | -6  | 0  | 0  | 0.0% | 20:47     | 154  | 121 | 0  | 0  |
| 2006-07 | MTL  | 1  | 0  | 1  | 56  | 5.4%  | -10 | 0  | 0  | 0.0% | 18:18     | 148  | 91  | 0  | 0  |
| 2007-08 | MTL  | 0  | 0  | 0  | 60  | 3.3%  | 9   | 0  | 0  | 0.0% | 17:21     | 168  | 116 | 0  | 0  |
| 2008-09 | MTL  | 0  | 0  | 1  | 51  | 9.8%  | -7  | 0  | 0  | 0.0% | 16:29     | 122  | 55  | 0  | 0  |
| 2009-10 | NSH  | 1  | 0  | 1  | 86  | 3.5%  | 5   | 0  | 0  | 0.0% | 19:18     | 162  | 96  | 1  | 0  |
| 2010-11 | NSH  | 0  | 0  | 0  | 47  | 2.1%  | -3  | 0  | 0  | 0.0% | 20:13     | 133  | 51  | 0  | 0  |
| TOTALS  |      | 7  | 1  | 5  | 615 | 4.1%  | -22 | 1  | 0  | 0.0% | 18:15     | 1089 | 663 | 1  | 0  |





# MARTIN ERAT

## MARTIN ERAT

(mahr-TIHN EE-rat)  
Left Wing

### SHOOTS:

Left

HEIGHT: 6-0

WEIGHT: 201

DOB: August 29, 1981

BIRTHPLACE: Trebic, Czech

Republic

HOMETOWN: Trebic, Czech

Republic

### ACQUIRED

**June 26, 1999** - Nashville's 12th selection, 191st overall (seventh round), in the 1999 Entry Draft.

### VERSUS THE NHL

|      | GP | G  | A  | PTS | PM |
|------|----|----|----|-----|----|
| ANA  | 28 | 4  | 7  | 11  | 18 |
| BOS  | 8  | 0  | 2  | 2   | 6  |
| BUF  | 7  | 2  | 3  | 5   | 2  |
| CGY  | 30 | 8  | 17 | 25  | 20 |
| CAR  | 8  | 2  | 5  | 7   | 14 |
| CHI  | 46 | 13 | 20 | 33  | 26 |
| COL  | 29 | 6  | 13 | 19  | 18 |
| CBJ  | 48 | 13 | 29 | 42  | 30 |
| DAL  | 29 | 3  | 14 | 17  | 20 |
| DET  | 49 | 15 | 15 | 30  | 44 |
| EDM  | 30 | 10 | 6  | 16  | 18 |
| FLA  | 9  | 2  | 3  | 5   | 6  |
| L.A. | 31 | 4  | 19 | 23  | 14 |
| MIN  | 29 | 11 | 13 | 24  | 16 |
| MTL  | 8  | 0  | 1  | 1   | 2  |
| NSH  | -- | -- | -- | --  | -- |
| N.J. | 11 | 5  | 4  | 9   | 4  |
| NYI  | 8  | 2  | 5  | 7   | 6  |
| NYR  | 9  | 1  | 1  | 2   | 6  |
| OTT  | 7  | 1  | 5  | 6   | 4  |
| PHI  | 7  | 4  | 3  | 7   | 0  |
| PHX  | 32 | 9  | 13 | 22  | 20 |
| PIT  | 8  | 6  | 3  | 9   | 4  |
| STL  | 47 | 3  | 15 | 18  | 22 |
| S.J. | 33 | 4  | 12 | 16  | 16 |
| T.B. | 8  | 1  | 4  | 5   | 6  |
| TOR  | 8  | 2  | 4  | 6   | 2  |
| VAN  | 32 | 8  | 16 | 24  | 18 |
| WSH  | 8  | 0  | 6  | 6   | 0  |
| WPG  | 9  | 1  | 4  | 5   | 8  |

**CAREER NOTES:** Enters the 2011-12 season ranked second on the franchise's all-time games played (616), scoring (402), goals (140) and assists (262) lists. Also second in power-play points (122), power-play assists (86) and game-winning goals (22)... Holds club records for shootout goals (14), attempts (37) and shootout-deciding markers (10, tied for seventh-most since implementation of shootout).

**2010-11:** Tied for the team lead in points with his fourth 50-point campaign in the last five seasons (17g-33a-50pts)... Posted career highs in power-play goals (7) - leading all skaters - and plus/minus rating (+14) - pacing all forwards... Averaged a point per game in both December (11gp, 3g-8a-11pts) and March (15gp, 6g-9a-15pts)... Registered a career-high five-game assist streak (3g-6a-9pts) from March 3-12, and registered points in all but four of his final 16 regular-season games played (7g-10a-17pts)... Played in his 600th career NHL contest on March 1 at Edmonton... Recorded his 400th NHL point on March 31 with a game-winning goal at Colorado... Missed 18 games due to injury. **PLAYOFFS:** Registered points in three straight games during the Western Conference Semifinals (Games 2-4), moving into a tie for first on the franchise's all-time assists list (12) and second on the club's point list (19)... Missed the final two games of the Western Conference Quarterfinals due to injury.

**2009-10:** Notched his third career 20-goal season, finishing second on the club in the category (21)... Ranked third on the club in points (49), assists (28) and penalty minutes (50)... Posted a career-high in shots (168)... Paced the team in shootout goals (5) and shootout-deciding markers (3)... Tied for the League lead, and tied a franchise record for goals in a month, with 10 in December. His 18 points (10g-8a) were tied for eighth in the NHL during the month... Claimed sole possession of second on the franchise's all-time assist list on March 9 at Atlanta... Figured in all four goals of a 4-2 win on Dec. 8 vs. Vancouver (3g-1a)... Played in his 500th career game on Nov. 28 vs. Florida... Missed eight games due to injury... Represented the Czech Republic at the Olympics for the second straight time at the 2010 Games. Played all five of his nation's games, registering one assist. **PLAYOFFS:** Led the team, and tied for the series lead, in goals (4)... Ranked second on the club in points (4g-1a)... Scored Nashville's first-ever postseason penalty-shot goal in a Game Three victory. It was the second playoff penalty shot in team history, and the 19th successful attempt on the 59th penalty shot in Stanley Cup Playoff history.

**2008-09:** Posted his third straight 50-point season... Ranked third on the club in assists (33), and fourth in both points (50) and goals (tied, 17)... His first of a career-high four assists on March 28 vs. L.A. was his 300th career point and his third assist was his 200th career assist. The third helper also moved him past Kimmo Timonen into second on the club's all-time scoring list (302). The performance tied for the second-most assists in a game in franchise history... Became the second player to score 100 goals in a Predator uniform on March 5 vs. Columbus... Missed 11 games - including the final six of the season - due to injury.

**2007-08:** Established career highs in goals (23), game-winning goals (6) and tied a personal best in points (57)... Talled his first career hat trick, a natural hat trick, on March 4 at Edmonton. It was the franchise's second road hat trick... Named the NHL's Third Star of the Week on Nov. 19 after posting two game-winning goals and six points (3g-3a) in two games the week before... Played for the Czech Republic at the 2008 World Championships, and ranked fourth on the team in points (2g-4a)... Signed a seven-year contract extension (longest in club history) on May 12, 2008. **PLAYOFFS:** Appeared in all six of the club's postseason games and tied for the team lead in points (1g-3a)... Led all Nashville forwards in average time on ice (20:55)... Notched a point in each of the team's first three playoff games (1g-3a).

**2006-07:** Established career-highs in assists (41), points (57), and plus/minus rating (+13)... Logged a career-high in average ice time (18:58), almost four minutes more per game than his previous high (15:00 in 2003-04)... Scored his first career shorthanded goal on Dec. 21 vs. Buffalo... Missed 14 games due to injury, including the final 11 games of the season with a sprained knee. **PLAYOFFS:** Played in three of Nashville's five WCO games vs. San Jose, missing the final two games due to injury.

**2005-06:** Notched a career-high in penalty minutes (76) and matched his career-high in games played (80)... Captured a bronze medal with the Czech Republic at the 2006 Winter Olympic Games and scored the game-winner in the Czechs' victory in the bronze-medal game... Won a silver medal with the Czech Republic at the 2006 World Championships. Finished second on the Czechs in scoring (9gp, 3g-5a-8pts) and was selected as one of the team's top three players in the tournament coaches poll. **PLAYOFFS:** Appeared in all five of the Predators' 2006 postseason games and ranked second among team forwards in average time on ice (19:30)... Scored his first career NHL playoff goal in Game One (April 21) of the club's WCO series vs. San Jose.

**2004-05:** Finished third on HC Hame Zlin and tied for eighth in the Czech Republic Extraleague in scoring with 43 points (20g-23a)... Led Zlin and finished fifth in the Czech League with 129 penalty minutes... Helped Zlin advance to the Czech league finals and tied for the league playoff lead with seven goals.

**2003-04:** Ranked second on the club with +10 rating and ranked third in assists (33) and points (49)... Nashville went 13-1-2-0 in games in which he scored a goal. **PLAYOFFS:** Appeared in all six Nashville playoff games, recording one assist.

**2002-03:** Recorded a career-high six-game scoring streak (1g-5a) from Nov. 2-12... Opened the season with Nashville and was reassigned to Milwaukee (AHL) on Dec. 13... Recalled by Nashville from Jan. 16-23... Led Milwaukee in playoff goals (5) and points (9).

**2001-02:** Set Nashville rookie records for games played (80) and assists (23)... Ranked among league rookie leaders in several offensive categories: assists (tied for second), power-play assists (tied for fourth with 8), shooting percentage (fifth with 10.7), points (sixth), power-play points (seventh with 10), game-winning goals (tied for seventh with 2), goals (tied for 14th with 9) and shots (15th with 84).

**AMATEUR:** Won the WHL Championship and the Memorial Cup with Red Deer and the gold medal with the Czech Republic at the World Junior Championships in 2001... Finished second on Red Deer in assists (59) and tied for third in points (82) in 2000-01... Led the WHL in goals (15) and points (36) and tied for first in assists (21) in the 2001 playoffs... Tied for second in goals (27) on the 1999-00 Saskatoon Blades... Led the Blades in playoff scoring (4g-8a-12pts) in 2000... Selected by Saskatoon in the first round, sixth overall, in the 1999 CHL Import Draft... Split the 1998-99 season with Zlin's (Czech Rep.) junior and senior teams.

**BACKGROUND:** Changed his sweater number from No. 19 to No. 10 prior to the start of the 2003-04 season... Enjoys playing soccer and tennis... Spends his summers in Trebic, Czech Republic... Favorites include: Everybody Loves Raymond (TV show), Nirvana (band/musician), Helena Ruzickova (actress), chicken and pasta (food) and Spain (vacation spot)... If he didn't play hockey, he would play professional soccer... Winning a medal in the 2006 Winter Olympics is his favorite hockey memory... The younger of two brothers... Nickname: "Marty"... Has a black lab named Max... Wife - Vera.

**TRANSACTIONS:** **June 26, 1999** - Nashville's 12th selection, 191st overall (seventh round), in the 1999 Entry Draft.






# MARTIN ERAT



## STATISTICAL BREAKDOWN

|               |      |           |          |           |             |              |          |            |            |              |              |            |            |           |           | Shootouts   |           |  |  |
|---------------|------|-----------|----------|-----------|-------------|--------------|----------|------------|------------|--------------|--------------|------------|------------|-----------|-----------|-------------|-----------|--|--|
| YEAR          | TEAM | PP        | SH       | GW        | S           | %            | +/-      | TF         | FW         | F%           | MIN          | H          | BS         | S         | G         | S%          | GDG       |  |  |
| 2001-02       | NSH  | 2         | 0        | 2         | 84          | 10.7%        | -11      | 3          | 2          | 66.7%        | 13:10        | 61         | 11         | --        | --        | --          | --        |  |  |
| 2002-03       | NSH  | 1         | 0        | 0         | 39          | 2.6%         | -9       | 1          | 0          | 0.0%         | 12:47        | 6          | 0          | --        | --        | --          | --        |  |  |
| 2003-04       | NSH  | 4         | 0        | 2         | 137         | 11.7%        | 10       | 31         | 9          | 29.0%        | 15:00        | --         | --         | --        | --        | --          | --        |  |  |
| 2005-06       | NSH  | 5         | 0        | 1         | 143         | 14.0%        | 0        | 25         | 4          | 16.0%        | 14:44        | 25         | 18         | 2         | 2         | 1.000       | 2         |  |  |
| 2006-07       | NSH  | 5         | 1        | 3         | 132         | 12.1%        | 13       | 43         | 19         | 44.2%        | 18:58        | 40         | 18         | 7         | 1         | .143        | 1         |  |  |
| 2007-08       | NSH  | 4         | 0        | 6         | 163         | 14.1%        | -3       | 41         | 15         | 36.6%        | 18:39        | 49         | 16         | 5         | 2         | .400        | 2         |  |  |
| 2008-09       | NSH  | 3         | 0        | 3         | 149         | 11.4%        | -7       | 38         | 11         | 28.9%        | 18:33        | 36         | 17         | 5         | 2         | .400        | 1         |  |  |
| 2009-10       | NSH  | 5         | 0        | 2         | 168         | 12.5%        | -7       | 73         | 24         | 32.9%        | 17:59        | 48         | 36         | 11        | 5         | .455        | 3         |  |  |
| 2010-11       | NSH  | 7         | 0        | 3         | 135         | 12.6%        | 14       | 44         | 19         | 43.2%        | 18:05        | 57         | 21         | 7         | 2         | .286        | 1         |  |  |
| <b>TOTALS</b> |      | <b>36</b> | <b>1</b> | <b>22</b> | <b>1150</b> | <b>12.2%</b> | <b>0</b> | <b>299</b> | <b>103</b> | <b>34.4%</b> | <b>16:36</b> | <b>322</b> | <b>137</b> | <b>37</b> | <b>14</b> | <b>.378</b> | <b>10</b> |  |  |



## INTERNATIONAL RECORD

Czech Republic

| Year | Event    | GP | G | A | PTS | PIM |
|------|----------|----|---|---|-----|-----|
| 1999 | U-18 WC  | 6  | 0 | 2 | 2   | 12  |
| 2001 | WC       | 7  | 2 | 1 | 3   | 16  |
| 2006 | Olympics | 8  | 1 | 1 | 2   | 4   |
|      | WC       | 7  | 3 | 5 | 8   | 4   |
| 2008 | WC       | 7  | 2 | 4 | 6   | 14  |
| 2010 | Olympics | 5  | 0 | 1 | 1   | 2   |

## CAREER RECORD

| SEASON                      | CLUB            | LEAGUE    | Regular Season |            |            |            |            | Playoffs  |          |           |           |           |
|-----------------------------|-----------------|-----------|----------------|------------|------------|------------|------------|-----------|----------|-----------|-----------|-----------|
|                             |                 |           | GP             | G          | A          | PTS        | PIM        | GP        | G        | A         | PTS       | PIM       |
| 1997-98                     | HC ZPS Zlin Jr. | CzRep-Jr. | 46             | 35         | 30         | 65         | --         | --        | --       | --        | --        | --        |
| 1998-99                     | HC ZPS Zlin Jr. | CzRep-Jr. | 35             | 21         | 23         | 44         | --         | --        | --       | --        | --        | --        |
|                             | Zlin            | CzRep     | 5              | 0          | 0          | 0          | 2          | --        | --       | --        | --        | --        |
| 1999-00                     | Saskatoon       | WHL       | 66             | 27         | 26         | 53         | 82         | 11        | 4        | 8         | 12        | 16        |
| 2000-01                     | Saskatoon       | WHL       | 31             | 19         | 35         | 54         | 48         | --        | --       | --        | --        | --        |
|                             | Red Deer        | WHL       | 17             | 4          | 24         | 28         | 24         | 22        | 15       | 21        | 36        | 32        |
| 2001-02                     | Nashville       | NHL       | 80             | 9          | 24         | 33         | 32         | --        | --       | --        | --        | --        |
| 2002-03                     | Nashville       | NHL       | 27             | 1          | 7          | 8          | 14         | --        | --       | --        | --        | --        |
|                             | Milwaukee       | AHL       | 45             | 10         | 22         | 32         | 41         | 6         | 5        | 4         | 9         | 4         |
| 2003-04                     | Nashville       | NHL       | 76             | 16         | 33         | 49         | 38         | 6         | 0        | 1         | 1         | 6         |
| 2004-05                     | HC Hame Zlin    | CzRep     | 48             | 20         | 23         | 43         | 129        | 16        | 7        | 5         | 12        | 12        |
| 2005-06                     | Nashville       | NHL       | 80             | 20         | 29         | 49         | 76         | 5         | 1        | 1         | 2         | 6         |
| 2006-07                     | Nashville       | NHL       | 68             | 16         | 41         | 57         | 50         | 3         | 0        | 1         | 1         | 0         |
| 2007-08                     | Nashville       | NHL       | 76             | 23         | 34         | 57         | 40         | 6         | 1        | 3         | 4         | 8         |
| 2008-09                     | Nashville       | NHL       | 71             | 17         | 33         | 50         | 48         | --        | --       | --        | --        | --        |
| 2009-10                     | Nashville       | NHL       | 74             | 21         | 28         | 49         | 50         | 6         | 4        | 1         | 5         | 4         |
| 2010-11                     | Nashville       | NHL       | 64             | 17         | 33         | 50         | 22         | 10        | 1        | 5         | 6         | 6         |
| <b>NHL/PREDATORS TOTALS</b> |                 |           | <b>616</b>     | <b>140</b> | <b>262</b> | <b>402</b> | <b>370</b> | <b>36</b> | <b>7</b> | <b>12</b> | <b>19</b> | <b>30</b> |

## CAREER HIGHLIGHTS

- MOST GOALS, GAME:**  
3 - twice, last Dec. 8, 2009 vs. Vancouver
- MOST ASSISTS, GAME:**  
4 - March 28, 2009 vs. Los Angeles
- MOST POINTS, GAME:**  
4 - three times, last (3g-1a) Dec. 8, 2009 vs. Vancouver
- MOST PIM, GAME:**  
8 - Jan. 17, 2008 vs. Anaheim
- MOST SHOTS, GAME:**  
9 - Feb. 26, 2009 vs. Phoenix
- LONGEST GOAL-SCORING STREAK:**  
4 - twice, last (6g) Dec. 4-10, 2009
- LONGEST ASSIST STREAK:**  
5 - twice, last (6a) March 3-12, 2011
- LONGEST POINT-SCORING STREAK:**  
6 - twice, last (4g-5a) Jan. 18-Feb. 1, 2007
- CAREER HAT TRICKS:**  
2 - March 4, 2008 at Edmonton; Dec. 8, 2009 vs. Vancouver
- CAREER PENALTY SHOTS:**  
1 - Feb. 28, 2007 at San Jose (Nabokov); no goal
- CAREER OVERTIME POINTS:**  
4 (2g-2a)
- FIRST NHL GAME:**  
Oct. 5, 2001 at Dallas
- FIRST NHL GOAL:**  
Oct. 30, 2001 vs. Minnesota (Dwayne Roloson)
- FIRST GAME AS A PREDATOR:**  
Oct. 5, 2001 at Dallas
- FIRST GOAL AS A PREDATOR:**  
Oct. 30, 2001 vs. Minnesota (Dwayne Roloson)





# MIKE FISHER



**MIKE FISHER**  
(MIKH GH-shuhr)  
Center

**SHOOTS:** Right  
**HEIGHT:** 6-1  
**WEIGHT:** 209  
**DOB:** June 5, 1980  
**BIRTHPLACE:** Peterborough,  
Ontario  
**HOMETOWN:** Peterborough,  
Ontario

## ACQUIRED

**February 10, 2010** - Acquired by Nashville from Ottawa for a first-round selection in the 2011 Entry Draft (Stefan Noesen) and a third-round selection in the 2012 Entry Draft.

**2010-11:** Played a career-high 82 games split between Ottawa (55) and Nashville (27)... Set a career high, and led NHL forwards, in blocked shots (89)... Nashville posted a 15-8-4 record after his acquisition... Ranked second among Nashville forwards in average ice time after his joining the team (18:15)... Finished the regular season with eight points (4g-4a) in seven games from March 26-April 9... Played in his 700th career NHL game on April 5 vs. Atlanta... Recorded an assist in his Predators debut on Feb. 12 vs. Colorado... Was tied for the Ottawa team lead in goals (14) at the time of his departure. **PLAYOFFS:** Ranked third on the team in points (3g-4a-7pts)... Paced the club in points (3g-3a-6pts) during the WCQ series victory over Anaheim... Posted a playoff career-high three points (2g-1a) in Game One at Anaheim... Scored the game-winning goal and picked up a fighting major against Ryan Getzlaf in Nashville's Game Three victory over Anaheim.

**CAREER NOTES:** Set career highs in goals (25), assists (28) and points (53) in 2009-10... Led the Senators in goals and ranked third in points during his last full season with the club... Set career highs in power-play goals (10) and game-winning goals (6) in 2009-10, ranking second on the Sens in man-advantage goals while tying for 10th in the NHL in game winners... Tied for the League lead in overtime goals (3) in 2009-10... Set career highs in face-offs won/taken (679/1307) and winning percentage (52.1%) in 2009-10... Ranked 15th in the NHL in hits (209) and was fifth among League forwards in blocked shots (80) in 2009-10... Notched his 300th career point with an assist on Dec. 19, 2009 vs. Minnesota... Named the NHL's Third Star of the Week on Nov. 23, 2009... Earned a silver medal while representing Canada at the 2009 World Championships... Led Ottawa in shorthanded goals (2) and shootout deciding markers (2) and ranked second on the club in game-winning goals (3) in 2008-09... Ranked 14th in the

NHL in hits (211) in 2008-09... Ranked seventh in the NHL in hits with a career high (234), and fourth among forwards in blocked shots (78), in 2007-08... Established career highs in shots (215), average ice time (19:45) and penalty minutes (82) in 2007-08... Scored his 100th NHL goal on Dec. 12, 2007 at Carolina... Missed the 2008 playoffs due to injury... Ranked fourth among NHL forwards in blocked shots (78), and seventh at the position in hits (195) in 2006-07... Posted 10 points (5g-5a) in 20 games while helping Ottawa reach the 2007 Stanley Cup Finals... Ranked second in the 2007 postseason in hits (73) and ninth in shots (54)... A finalist for the Selke Trophy as the NHL's top defensive forward after tying for third in the NHL in shorthanded points (4g-3a-7pts) and setting a career high in plus/minus rating (+23) in 2005-06... Posted his first of three straight 20-goal/40-point campaigns in 2005-06... Paced the Senators in hits (33) during the 2006 Stanley Cup Playoffs... Ranked fourth on EV Zug (Switzerland) in points (9g-18a-27pts) during the 2004-05 campaign despite appearing in only 21 of the club's 44 regular-season games... Made his Team Canada debut at the 2005 World Championships, earning a silver medal... Ottawa's nominee for the 2004 Masterton Memorial Trophy... Missed 58 games in 2003-04 following off-season surgery... His lone goal in the 2004 playoffs was the overtime winner in Game Six of Ottawa's ECQ series vs. Toronto... Helped Ottawa reach the Eastern Conference Finals in 2002-03... One of just nine players in the 2003 postseason to record a shorthanded and game-winning goal... The game winner came in Game Five of the ECS vs. Philadelphia, sending the Senators to the conference finals... Tied for sixth in the NHL in shorthanded goals (3), and tied for third on Ottawa in game-winning goals (4), in 2001-02... Participated in the 2002 YoungStars Game during All-Star Weekend, recording an assist... Played in 10 of Ottawa's 12 2002 playoff contests... Three of his seven goals in 2000-01 were game winners... Made NHL playoff debut in Game One of the team's ECQ series against Toronto on April 13, 2001... Missed the final 45 games of his rookie campaign in 1999-2000 after suffering a knee injury on Dec. 30, 1999 vs. Boston... Recorded his first NHL point/assist on Oct. 21, 1999 vs. Colorado, then created his first career multi-point/assist performance with another helper later in the game.

**AMATEUR:** Captained the Sudbury Wolves during his second season with the club in 1998-99...

Ranked fifth in the OHL in points (41g-65a-106pts), tied for sixth in assists and tied for third in shorthanded goals (5) in 1998-99... Sudbury's nominee for the OHL's most gentlemanly player award in 1999... Tied the Sudbury franchise record for points in a game with seven on Dec 18, 1998 vs. Barrie... Ranked seventh among OHL rookies in goals, and tied for ninth in points (24g-25a-49pts) with Sudbury in 1997-98... Posted 56 points (26g-30a) in 51 games in his final season with his hometown Peterborough Jr. Petes (OPJHL) in 1996-97.

**BACKGROUND:** Nickname "Fish"... An avid outdoorsman who says his greatest catches were a 100-pound marlin and a grizzly bear. Enjoys hunting, fishing and adventure sports... Lists Tom Watt, his coach with the Sudbury Wolves,

as the most influential person on his career... Runs the Mike Fisher Foundation, which puts on a hockey camp each summer, and is also active in Hockey Ministries International, Roger's House in Ottawa (which shows generosity, compassion and humanity to children facing progressive, life-limiting illnesses), and the Make-A-Wish Foundation... Released his first book - *Defender of Faith: The Mike Fisher Story* in August 2011. All proceeds from the book go to charity... Wife - Carrie.

**TRANSACTIONS:** Feb. 10, 2010 - Acquired by Nashville from Ottawa for a first-round selection in the 2011 Entry Draft (Stefan Noesen) and a third-round selection in the 2012 Entry Draft... June 27, 1998 - Ottawa's second selection (second round, 44th overall) in the 1998 Entry Draft.





# MIKE FISHER



## STATISTICAL BREAKDOWN

| YEAR    | TEAM | PP | SH | GW | S    | %     | +/- | TF    | FW   | F%    | MIN   | H    | BS  | S  | G  | S%   | GOG |
|---------|------|----|----|----|------|-------|-----|-------|------|-------|-------|------|-----|----|----|------|-----|
| 1999-00 | OTT  | 0  | 0  | 1  | 49   | 8.2%  | -6  | 356   | 170  | 47.8% | 12:57 | --   | --  | -- | -- | --   | --  |
| 2000-01 | OTT  | 0  | 0  | 3  | 83   | 8.4%  | -1  | 709   | 356  | 50.2% | 11:37 | --   | --  | -- | -- | --   | --  |
| 2001-02 | OTT  | 0  | 3  | 4  | 123  | 12.2% | 8   | 848   | 413  | 48.7% | 14:05 | --   | --  | -- | -- | --   | --  |
| 2002-03 | OTT  | 5  | 1  | 3  | 142  | 12.7% | 13  | 1077  | 518  | 48.1% | 15:59 | 65   | 9   | -- | -- | --   | --  |
| 2003-04 | OTT  | 1  | 0  | 0  | 47   | 8.5%  | -3  | 357   | 150  | 42.0% | 17:25 | --   | --  | -- | -- | --   | --  |
| 2005-06 | OTT  | 2  | 4  | 3  | 150  | 14.7% | 23  | 883   | 444  | 50.3% | 17:09 | 109  | 46  | 2  | 0  | .000 | 0   |
| 2006-07 | OTT  | 7  | 2  | 3  | 193  | 11.4% | 15  | 1191  | 620  | 52.1% | 18:25 | 195  | 78  | 4  | 1  | .250 | 0   |
| 2007-08 | OTT  | 6  | 2  | 4  | 215  | 10.7% | -10 | 1230  | 618  | 50.2% | 19:45 | 234  | 73  | 2  | 1  | .500 | 0   |
| 2008-09 | OTT  | 1  | 2  | 3  | 182  | 7.1%  | 0   | 1044  | 535  | 51.2% | 18:29 | 211  | 54  | 5  | 2  | .400 | 2   |
| 2009-10 | OTT  | 10 | 0  | 6  | 212  | 11.8% | 1   | 1307  | 679  | 52.0% | 18:58 | 209  | 80  | 5  | 2  | .400 | 0   |
| 2010-11 | OTT  | 3  | 0  | 1  | 132  | 10.6% | -19 | 825   | 399  | 48.4% | 18:25 | 91   | 59  | 1  | 0  | .000 | 0   |
|         | NSH  | 1  | 0  | 1  | 60   | 8.3%  | 2   | 421   | 203  | 48.2% | 18:15 | 44   | 30  | 1  | 0  | .000 | 0   |
| TOTALS  |      | 36 | 14 | 32 | 1588 | 10.8% | 23  | 10248 | 5105 | 49.8% | 17:02 | 1158 | 429 | 20 | 6  | .300 | 2   |



## INTERNATIONAL RECORD

Canada

| Year | Event | GP | G | A | PTS | PIM |
|------|-------|----|---|---|-----|-----|
| 2005 | WC    | 9  | 0 | 1 | 1   | 4   |
| 2009 | WC    | 9  | 2 | 3 | 5   | 14  |

## CAREER RECORD

| SEASON           | CLUB         | LEAGUE | Regular Season |     |     |     |     | Playoffs |    |    |     |     |
|------------------|--------------|--------|----------------|-----|-----|-----|-----|----------|----|----|-----|-----|
|                  |              |        | GP             | G   | A   | PTS | PIM | GP       | G  | A  | PTS | PIM |
| 1996-97          | Peterborough | OPJHL  | 51             | 26  | 30  | 56  | 35  | --       | -- | -- | --  | --  |
| 1997-98          | Sudbury      | OHL    | 66             | 24  | 25  | 49  | 65  | 9        | 2  | 2  | 4   | 13  |
| 1998-99          | Sudbury      | OHL    | 68             | 41  | 65  | 106 | 55  | 4        | 2  | 1  | 3   | 4   |
| 1999-00          | Ottawa       | NHL    | 32             | 4   | 5   | 9   | 15  | --       | -- | -- | --  | --  |
| 2000-01          | Ottawa       | NHL    | 60             | 7   | 12  | 19  | 46  | 4        | 0  | 1  | 1   | 4   |
| 2001-02          | Ottawa       | NHL    | 58             | 15  | 9   | 24  | 55  | 10       | 2  | 1  | 3   | 0   |
| 2002-03          | Ottawa       | NHL    | 74             | 18  | 20  | 38  | 54  | 18       | 2  | 2  | 4   | 16  |
| 2003-04          | Ottawa       | NHL    | 24             | 4   | 6   | 10  | 39  | 7        | 1  | 0  | 1   | 4   |
| 2004-05          | EV Zug       | Swiss  | 21             | 9   | 18  | 27  | 34  | --       | -- | -- | --  | --  |
| 2005-06          | Ottawa       | NHL    | 68             | 22  | 22  | 44  | 64  | 10       | 2  | 2  | 4   | 12  |
| 2006-07          | Ottawa       | NHL    | 68             | 22  | 26  | 48  | 41  | 20       | 5  | 5  | 10  | 24  |
| 2007-08          | Ottawa       | NHL    | 79             | 23  | 24  | 47  | 82  | --       | -- | -- | --  | --  |
| 2008-09          | Ottawa       | NHL    | 78             | 13  | 19  | 32  | 66  | --       | -- | -- | --  | --  |
| 2009-10          | Ottawa       | NHL    | 79             | 25  | 28  | 53  | 59  | 6        | 2  | 3  | 5   | 6   |
| 2010-11          | Ottawa       | NHL    | 55             | 14  | 10  | 24  | 33  | --       | -- | -- | --  | --  |
|                  | Nashville    | NHL    | 27             | 5   | 7   | 12  | 10  | 12       | 3  | 4  | 7   | 11  |
| NHL TOTALS       |              |        | 702            | 172 | 188 | 360 | 564 | 87       | 17 | 18 | 35  | 77  |
| PREDATORS TOTALS |              |        | 27             | 5   | 7   | 12  | 10  | 12       | 3  | 4  | 7   | 11  |

## CAREER HIGHLIGHTS

### MOST GOALS, GAME:

3 - Dec. 29, 2007 vs. Washington

### MOST ASSISTS, GAME:

3 - twice, last Jan. 18, 2010 at Boston

### MOST POINTS, GAME:

3 - 10 times, last 2g-1a, Nov. 27, 2010 vs. Toronto

### MOST PIM, GAME:

29 - March 5, 2004 at Philadelphia

### MOST SHOTS, GAME:

9 - twice, last Dec. 8, 2008 vs. Florida

### LONGEST GOAL-SCORING STREAK:

5 - (5g) Feb. 10-22, 2007

### LONGEST ASSIST STREAK:

5 - twice, last (5a) Jan. 1-12, 2008

### LONGEST POINT-SCORING STREAK:

9 - (8g-6a) Dec. 23, 2007-Jan. 12, 2008

### CAREER HAT TRICKS:

1 - Dec. 29, 2007 vs. Washington (Olaf Kolzig)

### CAREER PENALTY SHOTS:

2 - Dec. 5, 2001 at Dallas (Turco): Goal; Nov. 2, 2010 at Toronto (Giguere): Goal

### CAREER OVERTIME POINTS:

13 (7g-6a)

### FIRST NHL GAME:

Oct. 2, 1999 at Philadelphia

### FIRST NHL GOAL:

Oct. 31, 1999 vs. Atlanta (Damian Rhodes)

### FIRST GAME AS A PREDATOR:


Feb. 12, 2011 vs. Colorado

### FIRST GOAL AS A PREDATOR:

Feb. 17, 2011 vs. Vancouver (Roberto Luongo)



# BLAKE GEOFFRION



**BLAKE GEOFFRION**  
(BLAYK JEHF-ree-ohn)  
Center

**SHOOTS:** Left  
**HEIGHT:** 6-1  
**WEIGHT:** 190  
**DOB:** February 3, 1988  
**BIRTHPLACE:** Plantation, Fla.  
**HOMETOWN:** Brentwood, Tenn.

**ACQUIRED**  
**June 24, 2006** - Nashville's first choice, 56th overall (second round), in the 2006 NHL Entry Draft.

## VERSUS THE NHL

|      | GP | G | A | PTS | PIM |
|------|----|---|---|-----|-----|
| ANA  | 1  | 0 | 1 | 1   | 0   |
| BOS  | 1  | 0 | 1 | 1   | 0   |
| BUF  | 1  | 0 | 0 | 0   | 0   |
| CGY  | 1  | 0 | 1 | 1   | 2   |
| CAR  | 0  | 0 | 0 | 0   | 0   |
| CHI  | 1  | 0 | 0 | 0   | 0   |
| COL  | 2  | 0 | 0 | 0   | 2   |
| CBJ  | 3  | 1 | 0 | 1   | 0   |
| DAL  | 2  | 0 | 0 | 0   | 0   |
| DET  | 2  | 1 | 0 | 1   | 0   |
| EDM  | 2  | 0 | 0 | 0   | 0   |
| FLA  | 0  | 0 | 0 | 0   | 0   |
| L.A. | 1  | 1 | 0 | 1   | 0   |
| MIN  | 1  | 0 | 0 | 0   | 0   |
| MTL  | 0  | 0 | 0 | 0   | 0   |
| NSH  | 0  | 0 | 0 | 0   | 0   |
| N.J. | 0  | 0 | 0 | 0   | 0   |
| NYI  | 0  | 0 | 0 | 0   | 0   |
| NYR  | 0  | 0 | 0 | 0   | 0   |
| OTT  | 0  | 0 | 0 | 0   | 0   |
| PHI  | 0  | 0 | 0 | 0   | 0   |
| PHX  | 0  | 0 | 0 | 0   | 0   |
| PIT  | 0  | 0 | 0 | 0   | 0   |
| STL  | 1  | 0 | 0 | 0   | 0   |
| S.J. | 1  | 0 | 0 | 0   | 0   |
| T.B. | 0  | 0 | 0 | 0   | 0   |
| TOR  | 0  | 0 | 0 | 0   | 0   |
| VAN  | 2  | 0 | 1 | 1   | 4   |
| WSH  | 0  | 0 | 0 | 0   | 0   |
| WPG  | 1  | 0 | 1 | 1   | 0   |

**2010-11:** Split his first professional season between Milwaukee (AHL) and Nashville... Recalled on Feb. 25, and became the first Tennessee native and first fourth-generation player to appear in an NHL game on Feb. 26 at Dallas... Scored his first NHL goal on March 1 at Edmonton and his first game-winning goal two nights later at Vancouver... Notched a hat trick in his 11th career game on March 20 at Buffalo, becoming the youngest player in franchise history to attain the feat (23 years, 46 days), and doing so faster than his Hall-of-Fame great grandfather Howie Morenz (24th career game on Feb. 11, 1925) and grandfather Bernie "Boom Boom" Geoffrion (18th career game on Jan. 27, 1952)... Named Nashville Sports Council's Male Amateur Athlete of the Year for 2010... Ranked second on the 2010-11 Admirals in points per game (.82) and tied for fourth on the club in assists (26)... Named Reebok/AHL Player of the Week back-to-back weeks on Jan. 30 and Feb. 6, becoming the first player to win the award in back-to-back weeks since Portland Pirates goaltender Jim Carey did so on Oct. 30 and Nov. 6, 1994. Posted six points (3g-3a) in two games the first week, and seven points (2g-5a) in two games the following week... Suited up for one 2011 Calder Cup Playoff contest for the Admirals upon the completion of Nashville's season, registering two assists. **PLAYOFFS:** Appeared in all 12 of Nashville's 2011 Playoff contests, registering an assist in his NHL postseason debut on April 13 at Anaheim.

**AMATEUR:** Won the 30th annual Hobey Baker Memorial Award as college hockey's most outstanding player while helping his Wisconsin Badgers to the NCAA National Championship Game during his senior season in 2009-10... The first University of Wisconsin player to win the Hobey Baker... Named 2010 USA Hockey College Player of the Year... Served as tri-captain of the Badgers during his senior season... Named 2009-10 UW Male Athlete of the Year... Also garnered 2010 player of the year honors from USCHO.com and InsideCollegeHockey.com... Named a 2010 First-Team West All-American and a 2010 First-Team WCHA All-Star... Nominated for a 2010 ESPY Award for Male College Athlete of the Year... Led the nation in power-play goals (15), and ranked third in the NCAA in goals (28)

in 2009-10... Ranked second in the Western Collegiate Hockey Association in points (50) in 2009-10... Named MVP of the West Regional after posting five points (2g-3a) in a pair of victories, helping UW advance to the 2010 Frozen Four... Won the 2010 Spike Carlson Award as UW's team MVP... Scored on 22.2 percent of his shots and won 58.2 percent of his face-off attempts in 2009-10... Signed an Amateur Try-out Agreement with Milwaukee (AHL) on April 16, 2010 and made his professional debut with the Admirals that night in Game Two of the team's Calder Cup Playoff series with Chicago. Scored a pair of goals in his second AHL playoff game the following night... Ranked first on the club in power-play goals (10), and tied for the team lead in goals (15) and shots (112) with Wisconsin in 2008-09... Also ranked fourth on the Badgers in points (28) and third in penalty minutes (73)... Third on UW in points (30), second in assists (20) and tied for fourth in goals (10) in 2007-08... Also tied for the team lead in penalty minutes (52) and plus/minus rating (+11) in 2007-08... Represented the U.S. at the 2008 World Junior Championships... Captured a bronze medal with Team USA at the 2007 World Junior Championships in Sweden... A member of the U.S. U-17 team in 2004-05 and the U.S. U-18 team that captured the gold medal at the 2006 U-18 World Championships... Helped Team USA to a first-place finish at the 2005 Four Nations Cup in Rochester, N.Y... Played for Culver (Ind.) Academy in 2003-04.

**BACKGROUND:** Nickname: "Boomer"... His father Danny, grandfather Bernie (Boom Boom) and great grandfather Howie Morenz all played in the NHL. His grandfather and great grandfather are members of the Hockey Hall of Fame... Raised in Brentwood, Tenn., and grew up playing in the Nashville Youth Hockey League... Became the first NYHL product and Nashville product to be drafted in the NHL Entry Draft... His two younger brothers, Brice and Sebastian, play college hockey for the University of Alabama-Huntsville... Has a Twitter account - @BlakeGeoffrion.

**TRANSACTIONS:** June 24, 2006 - Nashville's first choice, 56th overall (second round), in the 2006 NHL Entry Draft.



## INTERNATIONAL RECORD

United States

| Year | Event   | GP | G | A | PTS | PIM |
|------|---------|----|---|---|-----|-----|
| 2006 | U-18 WC | 6  | 1 | 4 | 5   | 8   |
| 2007 | WJC     | 7  | 0 | 1 | 1   | 6   |
| 2008 | WJC     | 6  | 0 | 1 | 1   | 8   |

## CAREER RECORD

| CAREER RECORD        |                 |         | Regular Season |    |    |     |     | Playoffs |    |    |     |     |
|----------------------|-----------------|---------|----------------|----|----|-----|-----|----------|----|----|-----|-----|
| SEASON               | CLUB            | LEAGUE  | GP             | G  | A  | PTS | PIM | GP       | G  | A  | PTS | PIM |
| 2003-04              | Culver Academy  | USHS-IN | 45             | -- | -- | 65  | --  | --       | -- | -- | --  | --  |
| 2004-05              | USNTDP          | U-17    | 11             | 2  | 3  | 5   | 24  | --       | -- | -- | --  | --  |
|                      | USNTDP          | NAHL    | 37             | 7  | 15 | 22  | 62  | 10       | 2  | 5  | 7   | 23  |
| 2005-06              | USNTDP          | U-18    | 41             | 12 | 14 | 26  | 38  | --       | -- | -- | --  | --  |
|                      | USNTDP          | NAHL    | 13             | 6  | 9  | 15  | 30  | --       | -- | -- | --  | --  |
| 2006-07              | U. of Wisconsin | WCHA    | 36             | 2  | 4  | 6   | 62  | --       | -- | -- | --  | --  |
| 2007-08              | U. of Wisconsin | WCHA    | 36             | 10 | 20 | 30  | 52  | --       | -- | -- | --  | --  |
| 2008-09              | U. of Wisconsin | WCHA    | 35             | 15 | 13 | 28  | 73  | --       | -- | -- | --  | --  |
| 2009-10              | U. of Wisconsin | WCHA    | 40             | 28 | 22 | 50  | 56  | --       | -- | -- | --  | --  |
|                      | Milwaukee       | AHL     | --             | -- | -- | --  | --  | 3        | 2  | 0  | 2   | 0   |
| 2010-11              | Milwaukee       | AHL     | 45             | 11 | 26 | 37  | 38  | 1        | 0  | 2  | 2   | 2   |
|                      | Nashville       | NHL     | 20             | 6  | 2  | 8   | 7   | 12       | 0  | 2  | 2   | 4   |
| NHL/PREDATORS TOTALS |                 |         | 20             | 6  | 2  | 8   | 7   | 12       | 0  | 2  | 2   | 4   |

## STATISTICAL BREAKDOWN

| Statistical Breakdown |      |    |    |    |    |       |     |    |    |       |      |   | Shootouts |   |   |      |     |
|-----------------------|------|----|----|----|----|-------|-----|----|----|-------|------|---|-----------|---|---|------|-----|
| Year                  | Team | PP | SH | GW | S  | %     | +/- | TF | FW | F%    | MIN  | H | BS        | S | G | S%   | GDG |
| 2010-11               | NSH  | 0  | 0  | 1  | 24 | 25.0% | 3   | 99 | 46 | 46.5% | 8:16 | 8 | 4         | 0 | 0 | .000 | 0   |
| TOTALS                |      | 0  | 0  | 1  | 24 | 25.0% | 3   | 99 | 46 | 46.5% | 8:16 | 8 | 4         | 0 | 0 | .000 | 0   |

## CAREER HIGHLIGHTS

**MOST GOALS, GAME:**  
3 - March 20, 2011 at Buffalo

**MOST ASSISTS, GAME:**  
1 - twice, last March 31, 2011 at Colorado

**MOST POINTS, GAME:**  
3 - (3g) March 20, 2011 at Buffalo

**MOST PIM, GAME:**  
5 - April 8, 2011 vs. Columbus

**MOST SHOTS, GAME:**  
3 - three times, last March 20, 2011 at Buffalo

**LONGEST GOAL-SCORING STREAK:**  
2 - twice, last (4g) March 19-20, 2011

**LONGEST ASSIST STREAK:**  
None

**LONGEST POINT-SCORING STREAK:**  
2 - twice, last (4g) March 19-20, 2011

**CAREER HAT TRICKS:**  
1 - March 20, 2011 at Buffalo (Ryan Miller)

**CAREER PENALTY SHOTS:**  
None

**CAREER OVERTIME POINTS:**  
None

**FIRST NHL GAME:**  
Feb. 26, 2011 at Dallas

**FIRST NHL GOAL:**  
March 1, 2011 at Edmonton (Martin Gerber)

**FIRST GAME AS A PREDATOR:**  
Feb. 26, 2011 at Dallas

**FIRST GOAL AS A PREDATOR:**  
March 1, 2011 at Edmonton (Martin Gerber)

# MATT HALISCHUK



**MATT HALISCHUK**  
(mat HUH-lihs-chuhk)  
Right Wing

**SHOOTS:** Right  
**HEIGHT:** 6-0  
**WEIGHT:** 185  
**DOB:** June 1, 1988  
**BIRTHPLACE:** Toronto, Ontario  
**HOMETOWN:** Mississauga, Ontario

## ACQUIRED

**June 19, 2010** - Acquired from New Jersey along with a second-round selection in the 2011 Entry Draft (Magnus Hellberg) for forward Jason Arnott.

| VERSUS THE NHL |   |   |     |     | WITH PREDATORS |    |    |     |     |
|----------------|---|---|-----|-----|----------------|----|----|-----|-----|
| GP             | G | A | PTS | PIM | GP             | G  | A  | PTS | PIM |
| ANA            | 1 | 0 | 0   | 0   | 0              | 0  | 0  | 0   | 0   |
| BOS            | 3 | 0 | 1   | 1   | 0              | 1  | 0  | 0   | 2   |
| BUF            | 1 | 0 | 0   | 0   | 0              | 0  | 0  | 0   | 0   |
| CGY            | 3 | 0 | 0   | 0   | 2              | 3  | 0  | 0   | 0   |
| CAR            | 1 | 0 | 0   | 0   | 0              | 0  | 0  | 0   | 0   |
| CHI            | 1 | 0 | 0   | 0   | 0              | 1  | 0  | 0   | 0   |
| COL            | 4 | 2 | 1   | 3   | 0              | 4  | 2  | 1   | 3   |
| CBJ            | 2 | 1 | 0   | 1   | 0              | 2  | 1  | 0   | 1   |
| DAL            | 2 | 0 | 0   | 0   | 0              | 1  | 0  | 0   | 2   |
| DET            | 4 | 0 | 2   | 2   | 0              | 4  | 0  | 2   | 4   |
| EDM            | 2 | 0 | 1   | 1   | 0              | 2  | 0  | 1   | 2   |
| FLA            | 1 | 0 | 0   | 0   | 0              | 0  | 0  | 0   | 0   |
| LA             | 1 | 0 | 0   | 0   | 0              | 1  | 0  | 0   | 0   |
| MIN            | 1 | 0 | 1   | 1   | 0              | 1  | 0  | 1   | 1   |
| MTL            | 0 | 0 | 0   | 0   | 0              | 0  | 0  | 0   | 2   |
| NSH            | 0 | 0 | 0   | 0   | 0              | -- | -- | --  | --  |
| N.J.           | 0 | 0 | 0   | 0   | 0              | 0  | 0  | 0   | 0   |
| NYI            | 2 | 0 | 0   | 0   | 0              | 0  | 0  | 0   | 0   |
| NYR            | 1 | 0 | 0   | 0   | 0              | 0  | 0  | 0   | 0   |
| OTT            | 2 | 0 | 0   | 0   | 0              | 0  | 0  | 0   | 0   |
| PHI            | 3 | 0 | 0   | 0   | 0              | 1  | 0  | 0   | 0   |
| PHX            | 1 | 0 | 2   | 2   | 0              | 1  | 0  | 2   | 2   |
| PIT            | 1 | 0 | 0   | 0   | 0              | 0  | 0  | 0   | 0   |
| STL            | 1 | 0 | 0   | 0   | 0              | 1  | 0  | 0   | 2   |
| S.J.           | 1 | 0 | 0   | 0   | 0              | 1  | 0  | 0   | 2   |
| T.B.           | 2 | 0 | 0   | 0   | 0              | 0  | 0  | 0   | 0   |
| TOR            | 1 | 0 | 1   | 1   | 0              | 0  | 0  | 0   | 0   |
| VAN            | 3 | 0 | 0   | 0   | 0              | 2  | 0  | 0   | 0   |
| WSH            | 2 | 1 | 0   | 1   | 2              | 0  | 0  | 0   | 0   |
| WPG            | 1 | 1 | 1   | 2   | 0              | 1  | 1  | 1   | 2   |

**2010-11:** Split the season between Nashville and Milwaukee (AHL), being recalled on three occasions (Jan. 16, Jan. 31 and Feb. 25)... Led Nashville rookies in points (4g-8a-12pts)... Finished with a plus or even rating in 23-of-27 games... Nashville went 8-0-2 when he recorded a point and 4-0-0 when he scored a goal... Registered a point (3g-5a) in seven of his final 10 regular-season games... Scored his first career game-winning goal on April 8, 2011 vs. Columbus, a game which clinched a playoff spot for the Predators... Made his Predators debut on Jan. 16, 2011 at Chicago, and recorded his first career multi-point/assist performance (2a) the next game on Jan. 18, 2011 at Phoenix. He scored his first goal with the team the following outing, on Jan. 20, 2011 at Colorado... Ranked fifth on the 2010-11 Admirals in points per game (.62) and tied for third in game-winning goals (3)...

One of only two Milwaukee skaters to record multiple short-handed points (1g-1a-2pts)... Re-assigned to Milwaukee following the completion of Nashville's 2011 playoff run. Recorded two points in his lone Calder Cup Playoffs contest (1g-1a). **PLAYOFFS:** Tied for the team lead in shooting percentage (28.6)... Played in all 12 of the team's games, making his playoff debut in Game One of the WCQ vs. Anaheim and scoring his first postseason goal in Game Three of the series... Scored at 14:51 of double overtime in Nashville's 2-1 victory in Game Two of the Western Conference Semifinals at Vancouver, ending the longest game in franchise history and tying the series at 1-1.

**CAREER NOTES:** Suited up for 20 of New Jersey's first 26 games of 2009-10, before being reassigned to Lowell (AHL) for the remainder of the season on Dec. 5 ... Scored his first NHL goal on netminder Jose Theodore in a 5-2 Devils victory vs. Washington on Nov. 14, 2009... Ranked third among Lowell forwards in plus/minus

rating (+6) in 2009-10... Tied for fourth on the Lowell Devils in points per game (.69) in 2009-

10... Posted an assist in his NHL debut on Oct. 29, 2008 in his hometown of Toronto... Ranked fifth on the 2008-09 Lowell Devils in goals (14)... Ranked third on the AHL Devils in power-play points (4g-9a-13pts).

**AMATEUR:** Helped Kitchener (OHL) win the OHL title and reach the Memorial Cup in 2007-08 (along with current Predator Nick Spaling)... Named a 2007-08 First-Team OHL All-Star... Ranked 11th in the Ontario Hockey League in points per game (1.475) with Kitchener in 2007-08... Voted the Most Sportsmanlike Player of the 2008 Memorial Cup... Ranked second in goals (5) and points (9) at the 2008 Memorial Cup... Tied for the OHL lead in goals (16) game-winning goals (5) and power-play goals (8) during the 2008 playoffs, and ranked fourth in points (32)... Also tied for fifth in 2008 postseason assists (16) and tied for sixth in postseason power-play helpers (7)... Participated in the 2007 Subway Super Series... Scored the overtime game-winning goal in the Gold Medal Game of the 2008 World Junior Championships, helping Canada top Sweden, 3-2. Posted four points (1g-3a) in seven tournament games... Ranked second on the 2006-07 Kitchener Rangers in goals (33) and points (62)... Also ranked third on the 2006-07 Rangers in power-play tallies (12)... Tied for 10th in the OHL in shorthanded markers (4) in 2006-07... Spent his first two OHL campaigns (2004-05 and 2005-06) with the Toronto St. Michael's Majors, amassing 37 points (16g-21a) in 91 games... Played for Team Ontario at the 2005 World U-17 Hockey Challenge.

**BACKGROUND:** Nickname: "Hally"... Historical figure he would have most liked to have met is George Washington... Favorites include Lone Survivor by Marcus Luttrell (book), Rounders (movie), Batman (movie hero), his brother, jazz artist Jeff Halischuk (musician)... Biggest non-hockey aspiration is to be a rock star.

**TRANSACTIONS:** **June 19, 2010** - Acquired from New Jersey along with a second-round selection in the 2011 Entry Draft (Magnus Hellberg) for forward Jason Arnott... **June 23, 2007** - New Jersey's fourth selection, 117th overall (fourth round), in the 2007 Entry Draft.



## INTERNATIONAL RECORD

Canada

| Year | Event | GP | G | A | PTS | PIM |
|------|-------|----|---|---|-----|-----|
| 2008 | WJC   | 7  | 1 | 3 | 4   | 2   |

## CAREER RECORD

| SEASON           | CLUB          | LEAGUE | Regular Season |    |    |     |     | Playoffs |    |    |     |     |
|------------------|---------------|--------|----------------|----|----|-----|-----|----------|----|----|-----|-----|
|                  |               |        | GP             | G  | A  | PTS | PIM | GP       | G  | A  | PTS | PIM |
| 2004-05          | St. Michael's | OHL    | 30             | 3  | 3  | 6   | 4   | 32       | 10 | 15 | 25  | 4   |
|                  | St. Michael's | OPJHL  | 17             | 5  | 11 | 16  | 8   | 4        | 1  | 1  | 2   | 0   |
| 2005-06          | St. Michael's | OHL    | 61             | 13 | 18 | 31  | 16  | 9        | 4  | 1  | 5   | 10  |
| 2006-07          | Kitchener     | OHL    | 67             | 33 | 33 | 66  | 20  | 25       | 21 | 20 | 41  | 0   |
| 2007-08          | Kitchener     | OHL    | 40             | 13 | 46 | 59  | 16  | --       | -- | -- | --  | --  |
| 2008-09          | Lowell        | AHL    | 47             | 14 | 15 | 29  | 10  | --       | -- | -- | --  | --  |
|                  | New Jersey    | NHL    | 1              | 0  | 1  | 1   | 0   | --       | -- | -- | --  | --  |
| 2009-10          | Lowell        | AHL    | 32             | 11 | 11 | 22  | 2   | 1        | 0  | 0  | 0   | 0   |
|                  | New Jersey    | NHL    | 20             | 1  | 1  | 2   | 2   | --       | -- | -- | --  | --  |
| 2010-11          | Milwaukee     | AHL    | 37             | 11 | 12 | 23  | 12  | 1        | 1  | 1  | 2   | 0   |
|                  | Nashville     | NHL    | 27             | 4  | 8  | 12  | 2   | 12       | 2  | 0  | 2   | 0   |
| NHL TOTALS       |               |        | 27             | 4  | 8  | 12  | 2   | 12       | 2  | 0  | 2   | 0   |
| PREDATORS TOTALS |               |        | 48             | 5  | 10 | 15  | 4   | 12       | 2  | 0  | 2   | 0   |

## STATISTICAL BREAKDOWN

| YEAR    | TEAM | PP | SH | GW | S  | %     | +/- | TF | FW | F%    | MIN   | H  | BS | Shootouts |   |      |     |
|---------|------|----|----|----|----|-------|-----|----|----|-------|-------|----|----|-----------|---|------|-----|
|         |      |    |    |    |    |       |     |    |    |       |       |    |    | S         | G | S%   | GDG |
| 2008-09 | N.J. | 0  | 0  | 0  | 0  | 0.0%  | -1  | 0  | 0  | 0.0%  | 9:46  | 10 | 5  | 0         | 0 | .000 | 0   |
| 2009-10 | N.J. | 0  | 0  | 0  | 22 | 4.5%  | -4  | 4  | 1  | 25.0% | 11:18 | 10 | 0  | 0         | 0 | .000 | 0   |
| 2010-11 | NSH  | 0  | 0  | 1  | 29 | 13.8% | 5   | 4  | 0  | 0.0%  | 10:07 | 6  | 9  | 0         | 0 | .000 | 0   |
| TOTALS  |      | 0  | 0  | 1  | 51 | 9.8%  | 0   | 8  | 1  | 12.5% | 10:36 | 16 | 14 | 0         | 0 | .000 | 0   |

## CAREER HIGHLIGHTS

**MOST GOALS, GAME:**  
1 - five times, last April 8, 2011 vs. Columbus

**MOST ASSISTS, GAME:**  
2 - Jan. 18, 2011 at Phoenix

**MOST POINTS, GAME:**  
2 - twice, last (1g-1a) April 5, 2011 vs. Atlanta

**MOST PIM, GAME:**  
2 - twice, last Jan. 24, 2011 at Calgary

**MOST SHOTS, GAME:**  
4 - twice, last Feb. 7, 2011 vs. Edmonton

**LONGEST GOAL-SCORING STREAK:**  
2 - (2g) April 5-8, 2011

**LONGEST ASSIST STREAK:**  
3 - (3a) March 31-April 5, 2011

**LONGEST POINT-SCORING STREAK:**  
4 - (2g-3a) March 31-April 8, 2011

**CAREER HAT TRICKS:**  
None

**CAREER PENALTY SHOTS:**  
None

**CAREER OVERTIME POINTS:**  
None

**FIRST NHL GAME:**  
October 29, 2008 vs. Toronto

**FIRST NHL GOAL:**  
November 14, 2009 vs. Washington (Jose Theodore)

**FIRST GAME AS A PREDATOR:**  
January 16, 2011 at Chicago

**FIRST GOAL AS A PREDATOR:**  
January 20, 2011 at Colorado (Craig Anderson)



# JACK HILLEN



## JACK HILLEN

(JAK HHL-uhn)  
Defense

## SHOOTS:

Left

HEIGHT: 5-10

WEIGHT: 190

DOB: January 24, 1986

BIRTHPLACE: Portland, Oregon

HOMETOWN: Minnetonka,

Minnesota

## ACQUIRED

August 8, 2011 - Signed as a free agent by Nashville.

## VERSUS THE NHL

|      | GP | G | A | PTS | PIM |
|------|----|---|---|-----|-----|
| ANA  | 4  | 0 | 1 | 1   | 0   |
| BOS  | 8  | 1 | 2 | 3   | 4   |
| BUF  | 9  | 2 | 2 | 4   | 2   |
| CGY  | 2  | 0 | 0 | 0   | 0   |
| CAR  | 10 | 0 | 2 | 2   | 0   |
| CHI  | 3  | 0 | 0 | 0   | 0   |
| COL  | 3  | 0 | 2 | 2   | 2   |
| CBJ  | 2  | 0 | 1 | 1   | 2   |
| DAL  | 1  | 0 | 0 | 0   | 0   |
| DET  | 2  | 0 | 1 | 1   | 0   |
| EDM  | 2  | 0 | 0 | 0   | 0   |
| FLA  | 8  | 0 | 2 | 2   | 4   |
| L.A. | 3  | 0 | 0 | 0   | 0   |
| MIN  | 3  | 0 | 0 | 0   | 4   |
| MTL  | 10 | 0 | 3 | 3   | 12  |
| NSH  | 1  | 0 | 0 | 0   | 0   |
| N.J. | 15 | 1 | 5 | 6   | 12  |
| NYI  | 0  | 0 | 0 | 0   | 0   |
| NYR  | 15 | 1 | 6 | 7   | 15  |
| OTT  | 7  | 1 | 1 | 2   | 6   |
| PHI  | 13 | 0 | 2 | 2   | 2   |
| PHX  | 3  | 0 | 1 | 1   | 4   |
| PIT  | 12 | 0 | 4 | 4   | 18  |
| STL  | 2  | 0 | 1 | 1   | 6   |
| S.J. | 3  | 0 | 1 | 1   | 0   |
| T.B. | 6  | 0 | 2 | 2   | 8   |
| TOR  | 9  | 0 | 3 | 3   | 8   |
| VAN  | 2  | 1 | 0 | 1   | 0   |
| WSH  | 10 | 0 | 0 | 0   | 0   |
| WPG  | 7  | 1 | 0 | 1   | 0   |

**2010-11:** Set career highs in goals (4) and points (22), and tied a personal best in assists (18)... Ranked second on the Islanders in blocked shots with a career high (137). Also hit career highs in penalty minutes (45), hits (54) and shots (81)... Notched 20 (4g-16a) of his 22 points after the calendar flipped to 2011... Scored his first career game-winning goal on March 11, 2011 vs. Boston... Missed 18 games due to three separate injuries.

**CAREER NOTES:** Set career highs in assists (18), games played (69) and average ice time (20:41) with the NY Islanders in 2009-10... Ranked second on the 2009-10 Islanders in blocked shots (131)... Suited up for his 100th career NHL contest on March 19, 2010 vs. Anaheim... Scored his first career power-play goal on Jan. 23, 2010 vs. New Jersey... Represented the United States at the 2010 World Championship in Germany, recording one assist in six games... Split the 2008-09 campaign - his first professional season - between the Islanders and Bridgeport (AHL)... Tied for 11th among NHL rookie defensemen in points (1g-5a-6pts) in 2008-09... Ranked fifth among AHL rookie blueliners in points per game (.54) with the 2008-09 Sound Tigers... Made his NHL debut 48 hours after signing his first pro contract on April 3, 2008 vs. the New York Rangers. Recorded his first NHL point/assist the following night against the Rangers at Madison Square Garden.

**AMATEUR:** Named 2008 WCHA Defensive Player of the Year, a WCHA First-Team All-Star and an NCAA West First-Team All-American during his senior season at Colorado College in 2007-08... Recipient of the 2008 WCHA Scholar Athlete of the Year Award and was named to the 2008 ESPN The Magazine Academic All-America Team... Led NCAA defensemen in both points and assists (6g-31a-37pts)... Ranked second among Tiger defensemen in points (7g-8a-15pts) as a junior in 2006-07... Finished the 2004-05 campaign ranked fourth among WCHA rookie defensemen in points (2g-9a-11pts)... Split the 2003-04 season between Tri-City (USHL) and Academy of Holy Angels High School... He finished his four-year high school career as the leading defensive scorer in school history with 130 points and a plus-233 rating... A finalist for the 2004 Minnesota Mr. Hockey Award... Won the 2002 Minnesota State Championship.

**BACKGROUND:** Has an economics degree from Colorado College... Enjoys playing the guitar and cribbage... Favorite players growing up were Mike Crowley and Brian Leetch... Would like to be a financial advisor when his hockey career is finished... Historical figure he would have most like to have met - Ronald Reagan... Wife - Caitlin; Son - Finn.

**TRANSACTIONS:** Aug. 8, 2011 - Signed as a free agent by Nashville... April 1, 2008 - Signed as a free agent by the New York Islanders.



## CAREER HIGHLIGHTS

### MOST GOALS, GAME:

1 - eight times, last March 11, 2011 vs. Boston

### MOST ASSISTS, GAME:

2 - five times, last Feb. 10, 2011 at Montreal

### MOST POINTS, GAME:

2 - last (2a) Feb. 10, 2011 at Montreal

### MOST PIM, GAME:

10 - Feb. 11, 2011 vs. Pittsburgh

### MOST SHOTS, GAME:

7 - twice, last March 11, 2011 vs. Boston

### LONGEST GOAL-SCORING STREAK:

2 - (2g) Jan. 21-23, 2011

### LONGEST ASSIST STREAK:

2 - eight times, last (2a) March 31-April 2, 2011

### LONGEST POINT-SCORING STREAK:

3 - (1g-2a) March 11-15, 2011

### CAREER HAT TRICKS:

None

### CAREER PENALTY SHOTS:

None

### CAREER OVERTIME POINTS:

1 (1a)

### FIRST NHL GAME:

April 3, 2008 vs. NY Rangers

### FIRST NHL GOAL:

March 5, 2009 vs. NY Rangers (Henrik Lundqvist)

### FIRST GAME AS A PREDATOR:

none

### FIRST GOAL AS A PREDATOR:

none

## CAREER RECORD

| SEASON               | CLUB             | LEAGUE | Regular Season |   |    |     |     | Playoffs |    |    |     |     |
|----------------------|------------------|--------|----------------|---|----|-----|-----|----------|----|----|-----|-----|
|                      |                  |        | GP             | G | A  | PTS | PIM | GP       | G  | A  | PTS | PIM |
| 2003-04              | Tri-City         | USHL   | 21             | 2 | 2  | 4   | 16  | 8        | 0  | 1  | 1   | 16  |
| 2004-05              | Colorado College | WCHA   | 30             | 2 | 9  | 11  | 20  | --       | -- | -- | --  | --  |
| 2005-06              | Colorado College | WCHA   | 42             | 4 | 9  | 13  | 48  | --       | -- | -- | --  | --  |
| 2006-07              | Colorado College | WCHA   | 38             | 7 | 8  | 15  | 38  | --       | -- | -- | --  | --  |
| 2007-08              | Colorado College | WCHA   | 41             | 6 | 31 | 37  | 60  | --       | -- | -- | --  | --  |
|                      | NY Islanders     | NHL    | 2              | 0 | 1  | 1   | 4   | --       | -- | -- | --  | --  |
| 2008-09              | NY Islanders     | NHL    | 40             | 1 | 5  | 6   | 16  | --       | -- | -- | --  | --  |
|                      | Bridgeport       | AHL    | 33             | 4 | 13 | 17  | 31  | 5        | 0  | 2  | 2   | 2   |
| 2009-10              | NY Islanders     | NHL    | 69             | 3 | 18 | 21  | 44  | --       | -- | -- | --  | --  |
| 2010-11              | NY Islanders     | NHL    | 64             | 4 | 18 | 22  | 45  | --       | -- | -- | --  | --  |
| NHL/PREDATORS TOTALS |                  |        | 175            | 8 | 42 | 50  | 109 | 0        | 0  | 0  | 0   | 0   |

## STATISTICAL BREAKDOWN

| YEAR    | TEAM | PP | SH | GW | S   | %    | +/- | TF | FW | F%   | MIN   | H   | BS  | Shootouts |   |      |      |
|---------|------|----|----|----|-----|------|-----|----|----|------|-------|-----|-----|-----------|---|------|------|
|         |      |    |    |    |     |      |     |    |    |      |       |     |     | S         | G | S%   | G/DG |
| 2007-08 | NYI  | 0  | 0  | 0  | 3   | 0.0% | 1   | 0  | 0  | 0.0% | 15:32 | 1   | 4   | 0         | 0 | .000 | 0    |
| 2008-09 | NYI  | 0  | 0  | 0  | 47  | 2.1% | -9  | 0  | 0  | 0.0% | 15:12 | 28  | 50  | 0         | 0 | .000 | 0    |
| 2009-10 | NYI  | 1  | 0  | 0  | 78  | 3.8% | -5  | 0  | 0  | 0.0% | 20:41 | 38  | 131 | 0         | 0 | .000 | 0    |
| 2010-11 | NYI  | 0  | 0  | 1  | 81  | 4.9% | -5  | 0  | 0  | 0.0% | 18:49 | 54  | 137 | 0         | 0 | .000 | 0    |
| TOTALS  |      | 1  | 0  | 1  | 209 | 3.8% | -18 | 0  | 0  | 0.0% | 18:41 | 121 | 322 | 0         | 0 | .000 | 0    |

# PATRIC HORNQVIST



**PATRIC HORNQVIST**  
(PAT-rihk HOHRN-kvhist)  
Right Wing

**SHOOTS:** Right  
**HEIGHT:** 6-0  
**WEIGHT:** 188

**DOB:** January 1, 1987  
**BIRTHPLACE:** Sollentuna,  
Sweden  
**HOMETOWN:** Sollentuna,  
Sweden

## ACQUIRED

**July 31, 2005** - Nashville's seventh choice, 230th overall (seventh round), in 2005 Entry Draft.

## VERSUS THE NHL

|      | GP | G  | A  | PTS | PIM |
|------|----|----|----|-----|-----|
| ANA  | 11 | 4  | 5  | 9   | 6   |
| BOS  | 2  | 0  | 1  | 1   | 15  |
| BUF  | 2  | 0  | 0  | 0   | 0   |
| CGY  | 9  | 3  | 2  | 5   | 6   |
| CAR  | 3  | 3  | 1  | 4   | 6   |
| CHI  | 14 | 1  | 0  | 1   | 16  |
| COL  | 9  | 5  | 6  | 11  | 6   |
| CBJ  | 15 | 5  | 2  | 7   | 6   |
| DAL  | 11 | 2  | 3  | 5   | 4   |
| DET  | 14 | 0  | 4  | 4   | 4   |
| EDM  | 9  | 5  | 3  | 8   | 4   |
| FLA  | 5  | 1  | 0  | 1   | 4   |
| L.A. | 10 | 3  | 3  | 6   | 2   |
| MIN  | 8  | 2  | 3  | 5   | 0   |
| MTL  | 2  | 0  | 1  | 1   | 0   |
| NSH  | -- | -- | -- | --  | --  |
| N.J. | 2  | 0  | 1  | 1   | 0   |
| NYI  | 2  | 2  | 0  | 2   | 2   |
| NYR  | 2  | 0  | 0  | 0   | 0   |
| OTT  | 2  | 0  | 0  | 0   | 0   |
| PHI  | 2  | 0  | 1  | 1   | 0   |
| PHX  | 9  | 5  | 3  | 8   | 2   |
| PIT  | 2  | 1  | 0  | 1   | 0   |
| STL  | 12 | 4  | 5  | 9   | 6   |
| S.J. | 10 | 3  | 2  | 5   | 0   |
| T.B. | 2  | 1  | 1  | 2   | 2   |
| TOR  | 2  | 0  | 0  | 0   | 2   |
| VAN  | 9  | 3  | 1  | 4   | 8   |
| WSH  | 3  | 0  | 2  | 2   | 0   |
| WPG  | 4  | 0  | 3  | 3   | 2   |

**CAREER NOTES:** The ninth of 43 players selected with the final pick of an entry draft (modern era, since 1969) and go on to play in the NHL. Is only one of three players picked last overall to play at least 100 NHL games and score at least 20 goals... Enters 2011-12 tied for sixth in game-winning goals since the start of the 2009-10 campaign (13)... One of 11 NHLers to post at least 260 shots on goal in each of the last two seasons.

**2010-11:** Became the second Nashville draft pick to record back-to-back 20-goal seasons, ranking second on the team in the category (21)... Tied for third on the team in points (48)... Set career highs in assists (27) and penalty minutes (47)... Paced the club in game-winning goals (5) for the second consecutive season... Tied for second among Nashville skaters in power-play goals (6)... Led Nashville in shots on goal for the second consecutive season (265), ranking 19th in the NHL. It was the second-highest total in franchise history... Nashville went 13-2-2 when he scored a goal... Paced club forwards in average power play ice time (2:45)... Collected his 100th career NHL point with an assist on April 2 vs. Detroit... Posted a franchise record, and tied a 2010-11 NHL season high, in shots on goal in a game on Dec. 28 vs. Dallas (14)... Finished the season with 14 points (3g-11a) in the final 10 games of the season, including five multi-point performances.

**PLAYOFFS:** Set franchise records for shots in a playoff season (43) and in a playoff series (29) in the WCQ vs. Anaheim... Recorded points (2g-1a) in three of Nashville's first four postseason games.

**2009-10:** Became the first Nashville draft pick to score 30 goals for the club, leading the team and registering the fourth-highest total in franchise history in the category (30)... Tied a franchise record and tied for second in the League in game-winning goals (8)... Led the team in power-play goals (10)... Tied for fifth in the NHL in third-period goals (16) and tied for ninth in road goals (17)... Tied for the team lead in points (51)... Set a franchise record for shots in a season (275)... Experienced a 28-goal increase from 2008-09, making him just the second player since 2001 to experience such an increase... Had the fewest NHL games experience (108) and the lowest average ice time (15:41) among the NHL's Top 20 goal scorers... Paced all Nashville skaters in plus/minus rating (+18), and tied for 11th among League forwards in road plus/minus rating (+11)... Named NHL's Third Star of the Week on Dec. 21 after tying for the NHL lead in both points (7) and goals (4) for the week... Appeared in his 100th career game on March 21 at St. Louis... Played in all four of Sweden's games at the 2010 Olympics

in Vancouver... Scored his first Olympic goal in the quarterfinals vs. Slovakia, with his hockey idol, Peter Forsberg, setting the goal up.

**PLAYOFFS:** Missed four games due to a broken hand... Made his playoff debut in Game One, and posted his first career playoff point/assist in Game Six.

**2008-09:** Split his first season in North America between Nashville and Milwaukee (AHL)... Started the season with the Predators, and was recalled on two other occasions (Feb. 3 and March 17)... Posted his first career assist/multi-point game (2a) on Oct. 25 vs. Los Angeles... Ranked third on the Admirals in goals (17) and tied for fourth on the club in points (35), despite playing only 49 AHL games... Also ranked third on Milwaukee in power-play goals (8) and second in shots (161)... Appeared in all 11 of Milwaukee's 2009 Calder Cup Playoff contests, tying for second on the team in points (8) and goals (4).

**EUROPE/AMATEUR:** Tied for 12th in the Swedish Elite League and led Djurgarden in goals (18) in 2007-08... Tied for sixth in the league and led his club in power-play goals (11) in 2007-08... Ranked fourth on Djurgarden in points (30) and paced the club in shots (174) in 2007-08... Led Sweden and tied for second overall in goals (6) at the 2008 World Championships in Quebec City/Halifax... Named Rookie of the Year in the Swedish Elite League in 2006-07 after leading junior players with 23 goals. The goal total broke a record previously held by Peter Forsberg for most goals by a junior player in Swedish Elite League history... Tied for Djurgardens team lead in goals and ranked second on the club in scoring (23g-11a-34pts) in 2006-07... Joined Djurgarden's junior team for the 2007 post-season and tallied seven points (2g-5a) in seven games... Represented Sweden at both the 2007 World Junior (U-20) Championships in Sweden and the 2007 World Championships in Russia... Played the 2005-06 season primarily with the Djurgarden Elitserien team... Played for Sweden at the 2005 U-18 World Championships, earning a bronze medal.

**BACKGROUND:** Grew up idolizing former Predator Peter Forsberg, and lists tennis star Roger Federer as his favorite athlete in another sport... Other favorites include Spain (vacation spot)... Lists Robert Nilsson of the Edmonton Oilers as his best friend in hockey... Nickname: "Horny."

**TRANSACTIONS:** **July 31, 2005** - Nashville's seventh choice, 230th overall (seventh round), in 2005 Entry Draft.



## INTERNATIONAL RECORD

Sweden

| Year | Event    | GP | G | A | PTS | PIM |
|------|----------|----|---|---|-----|-----|
| 2005 | U-18 WC  | 7  | 1 | 0 | 1   | 2   |
| 2007 | WJC      | 7  | 1 | 2 | 3   | 4   |
|      | WC       | 9  | 2 | 4 | 6   | 6   |
| 2008 | WC       | 9  | 6 | 0 | 6   | 12  |
| 2010 | Olympics | 4  | 1 | 0 | 1   | 4   |

## CAREER RECORD

| SEASON               | CLUB           | LEAGUE     | Regular Season |    |    |     |     | Playoffs |    |    |     |     |
|----------------------|----------------|------------|----------------|----|----|-----|-----|----------|----|----|-----|-----|
|                      |                |            | GP             | G  | A  | PTS | PIM | GP       | G  | A  | PTS | PIM |
| 2003-04              | Vasby Jr.      | Sweden-Jr. | 10             | 7  | 10 | 17  | 30  | --       | -- | -- | --  | --  |
|                      | Vasby          | Sweden-3   | 32             | 8  | 5  | 13  | 26  | --       | -- | -- | --  | --  |
| 2004-05              | Vasby          | Sweden-3   | 28             | 12 | 12 | 24  | 36  | --       | -- | -- | --  | --  |
|                      | Djurgarden Jr. | Sweden-Jr. | 5              | 3  | 0  | 3   | 2   | --       | -- | -- | --  | --  |
| 2005-06              | Djurgarden Jr. | Sweden-Jr. | 4              | 2  | 1  | 3   | 2   | 4        | 1  | 2  | 3   | 2   |
|                      | Djurgarden     | Sweden     | 47             | 5  | 2  | 7   | 36  | --       | -- | -- | --  | --  |
| 2006-07              | Djurgarden     | Sweden     | 49             | 23 | 11 | 34  | 38  | --       | -- | -- | --  | --  |
|                      | Djurgarden Jr. | Sweden-Jr. | --             | -- | -- | --  | --  | 7        | 2  | 5  | 7   | 14  |
| 2007-08              | Djurgarden     | Sweden     | 53             | 18 | 12 | 30  | 58  | 5        | 0  | 1  | 1   | 6   |
| 2008-09              | Nashville      | NHL        | 28             | 2  | 5  | 7   | 16  | --       | -- | -- | --  | --  |
|                      | Milwaukee      | AHL        | 49             | 17 | 18 | 35  | 44  | 11       | 4  | 4  | 8   | 6   |
| 2009-10              | Nashville      | NHL        | 80             | 30 | 21 | 51  | 40  | 2        | 0  | 1  | 1   | 4   |
| 2010-11              | Nashville      | NHL        | 79             | 21 | 27 | 48  | 47  | 12       | 2  | 1  | 3   | 6   |
| NHL/PREDATORS TOTALS |                |            | 187            | 53 | 53 | 106 | 103 | 14       | 2  | 2  | 4   | 10  |

## STATISTICAL BREAKDOWN

| YEAR    | TEAM | PP | SH | GW | S   | %     | +/- | TF | FW | F%    | MIN   | H   | BS | Shootouts |   |      |     |
|---------|------|----|----|----|-----|-------|-----|----|----|-------|-------|-----|----|-----------|---|------|-----|
|         |      |    |    |    |     |       |     |    |    |       |       |     |    | S         | G | S%   | GDG |
| 2008-09 | NSH  | 0  | 0  | 0  | 54  | 3.7%  | -3  | 5  | 1  | 20.0% | 11:23 | 20  | 13 | 0         | 0 | .000 | 0   |
| 2009-10 | NSH  | 10 | 0  | 8  | 275 | 10.9% | 18  | 18 | 5  | 27.8% | 15:41 | 69  | 26 | 3         | 0 | .000 | 0   |
| 2010-11 | NSH  | 6  | 0  | 5  | 265 | 7.9%  | 11  | 45 | 22 | 48.9% | 15:43 | 86  | 36 | 0         | 0 | .000 | 0   |
| TOTALS  |      | 16 | 0  | 13 | 594 | 8.9%  | 26  | 68 | 28 | 41.2% | 15:03 | 175 | 75 | 3         | 0 | .000 | 0   |

## CAREER HIGHLIGHTS

**MOST GOALS, GAME:**  
2 - nine times, last April 8, 2011 vs. Columbus

**MOST ASSISTS, GAME:**  
3 - twice, last April 5, 2011 vs. Atlanta

**MOST POINTS, GAME:**  
3 - seven times, last (2g-1a), April 8, 2011 vs. Columbus

**MOST PIM, GAME:**  
15 - March 17, 2011 vs. Boston

**MOST SHOTS, GAME:**  
14 - Dec. 28, 2011 vs. Dallas

**LONGEST GOAL-SCORING STREAK:**  
4 - (5g) Dec. 31, 2010-Jan. 6, 2011

**LONGEST ASSIST STREAK:**  
3 - twice, last (5a) April 2-8, 2011

**LONGEST POINT-SCORING STREAK:**  
5 - twice, last (5g-3a) Dec. 31, 2010-Jan. 8, 2011

**CAREER HAT TRICKS:**  
None

**CAREER PENALTY SHOTS:**  
None

**CAREER OVERTIME POINTS:**  
None

**FIRST NHL GAME:**  
Oct. 10, 2008 at St. Louis

**FIRST NHL GOAL:**  
Oct. 15, 2008 at Dallas (Marty Turco)

**FIRST GAME AS A PREDATOR:**  
Oct. 10, 2008 at St. Louis

**FIRST GOAL AS A PREDATOR:**  
Oct. 15, 2008 at Dallas (Marty Turco)



# KEVIN KLEIN



**KEVIN KLEIN**  
(KEH-vinn KLIGHN)  
Defense

**SHOOTS:** Right  
**HEIGHT:** 6-1  
**WEIGHT:** 200  
**DOB:** December 13, 1984  
**BIRTHPLACE:** Kitchener,  
Ontario  
**HOMETOWN:** Kitchener,  
Ontario

## ACQUIRED

**June 22, 2003** - Nashville's third selection, 37th overall (second round), in the 2003 Entry Draft.

## VERSUS THE NHL

|      | GP | G  | A  | PTS | PIM |
|------|----|----|----|-----|-----|
| ANA  | 11 | 0  | 2  | 2   | 11  |
| BOS  | 3  | 0  | 1  | 1   | 0   |
| BUF  | 2  | 0  | 0  | 0   | 0   |
| CGY  | 13 | 0  | 2  | 2   | 2   |
| CAR  | 3  | 0  | 1  | 1   | 0   |
| CHI  | 20 | 2  | 3  | 5   | 4   |
| COL  | 10 | 0  | 2  | 2   | 4   |
| CBJ  | 19 | 1  | 5  | 6   | 2   |
| DAL  | 12 | 1  | 0  | 1   | 10  |
| DET  | 19 | 2  | 2  | 4   | 0   |
| EDM  | 11 | 0  | 3  | 3   | 0   |
| FLA  | 7  | 0  | 1  | 1   | 4   |
| L.A. | 12 | 0  | 1  | 1   | 2   |
| MIN  | 11 | 0  | 2  | 2   | 2   |
| MTL  | 3  | 0  | 3  | 3   | 0   |
| NSH  | -- | -- | -- | --  | --  |
| N.J. | 4  | 0  | 0  | 0   | 0   |
| NYI  | 3  | 0  | 0  | 0   | 0   |
| NYR  | 3  | 0  | 1  | 1   | 0   |
| OTT  | 3  | 0  | 0  | 0   | 0   |
| PHI  | 4  | 0  | 0  | 0   | 7   |
| PHX  | 12 | 0  | 2  | 2   | 0   |
| PIT  | 3  | 0  | 0  | 0   | 9   |
| STL  | 17 | 2  | 0  | 2   | 2   |
| S.J. | 12 | 0  | 2  | 2   | 0   |
| T.B. | 2  | 0  | 0  | 0   | 5   |
| TOR  | 3  | 0  | 0  | 0   | 4   |
| VAN  | 12 | 0  | 1  | 1   | 6   |
| WSH  | 3  | 0  | 0  | 0   | 0   |
| WPG  | 6  | 0  | 2  | 2   | 2   |

**2010-11:** Posted career highs in points (18) and assists (16) while tying a career high in games played for the second consecutive season (81)... Tied for ninth in the NHL in blocked shots with a career high (173)... Also posted personal bests in average ice time (20:47), plus/minus rating (+9), hits (128) and shots (99)... Led the team, and ranked 19th among NHL blueliners, in average shorthanded ice time (3:10)... One of 10 defensemen with at least 150 blocked shots and 125 hits and one of 21 d-men to have a combined hit and blocked shot of more than 300 (301)... Appeared in his 200th career NHL contest on Jan. 5 at Anaheim. **PLAYOFFS:** Suited up for all 12 of the club's postseason contests... Notched points in back-to-back contests in Games Four and Five of the WCQ vs. Anaheim.

**2009-10:** Set career highs in games played (81), assists (10) and penalty minutes (27)... Led the team, and ranked 22nd in the League, in blocked shots (147)... Saw his average ice time increase by 7:16 over the 2008-09 season (12:39 to 19:55), the highest season-to-season increase in the NHL among players appearing in at least 20 games each season... Ranked second on the team in average shorthanded ice time (2:30)... Logged 20-or-more minutes in 43 games after doing it only twice in the first 81 contests of his career. **PLAYOFFS:** Played in all six WCQ games vs. Chicago... Made his playoff debut in Game One, and collected his first career postseason point/assist in Game Three.

**2008-09:** Played his rookie season after appearing in 18 games over the three previous campaigns... Tied for fifth among rookie defensemen in goals (4) and 12th in points (12)... Registered his first career multi-point outing with a pair of assists vs. Edmonton on March 3... Scored his first career power-play goal on Feb. 10 vs. Detroit.

**2007-08:** Appeared in 13 games in his first full season at the NHL level... Was reassigned to Milwaukee (AHL) on two occasions for conditioning assignments (Nov. 16-30 & Feb. 14-18)... Missed the first six games of the campaign due to injury.

**2006-07:** Appeared in two games with Nashville and scored his first career NHL goal on Jan. 26 at Chicago. It was his fourth career NHL game... Was recalled from Milwaukee (AHL) twice during the season (Nov. 20-24 and Jan. 26-28)... Ranked third among Milwaukee defensemen in scoring with 20 points (5g-15a-20pts) in 70 games.

**2005-06:** Was recalled from Milwaukee twice during the season (Dec. 3-4 and March 9-12)... Led Milwaukee defensemen in scoring (10g-33a-43pts) and ranked 13th among AHL blueliners in points... Tied for second on the Admirals in shorthanded goals (2) and tied for third on the club with 76 games played... Tied for first on the team and fifth in the AHL with a +11 rating in the 2006 playoffs.

**2004-05:** Spent the majority of his first pro season with Milwaukee, including seven playoff contests... Also posted three points (2g-1a) in three games with Rockford (UHL).

**AMATEUR:** Captured a silver medal with Team Canada at the 2004 World Junior Championships... Won the 2004 Ontario Hockey League championship as a member of the Guelph Storm... Tied for second on the Storm with 21 playoff points (10g-11a) and ranked third in playoff goals (10)... Named the OHL Western Conference's best defensive defenseman in the 2004 OHL coaches' poll, was named a Third-Team All-Star and played for the Western Conference at the 2004 OHL All-Star Classic... Served as an alternate captain for Toronto St. Michael's in 2002-03 and finished third in team scoring (11g-33a-44pts)... Finished second in voting as the OHL Eastern Conference's best defensive defenseman in the 2003 OHL coaches' poll... Named the Majors' most outstanding defenseman in 2003... Played for the OHL Eastern All-Stars in the CHL Hershey Cup All-Star Series... Tallied an assist at the 2003 CHL/NHL Top Prospects Game in Kitchener... Won a gold medal with Canada's U-18 team at the 2001 Six Nations tournament in the Czech Republic... Played for Team Ontario at the 2001 U-17 World Hockey Challenge in Nova Scotia.

**BACKGROUND:** Nickname: "Kleiner"... Favorites include Virago (Nashville restaurant), anything on Planet Green Network (TV show), Bach (musician), Ibiza (place he'd most like to visit), Tesla (dream car) and Hugo Boss (place to shop)... Would love to trade places with one of the crew members from Deadliest Catch for the day... Lists Gandhi as the historical figure he would have most like to have met... He and his wife Jody have a son, Joseph.

**TRANSACTIONS:** **June 22, 2003** - Nashville's third selection, 37th overall (second round), in the 2003 Entry Draft.



## INTERNATIONAL RECORD

Canada

| Year | Event | GP | G | A | PTS | PIM |
|------|-------|----|---|---|-----|-----|
| 2004 | WJC   | 6  | 0 | 0 | 0   | 0   |

## CAREER RECORD

| SEASON               | CLUB          | LEAGUE | Regular Season |    |    |     |     | Playoffs |    |    |     |     |
|----------------------|---------------|--------|----------------|----|----|-----|-----|----------|----|----|-----|-----|
|                      |               |        | GP             | G  | A  | PTS | PIM | GP       | G  | A  | PTS | PIM |
| 1999-00              | Kitchener     | OMHA   | 54             | 12 | 29 | 41  | 40  | --       | -- | -- | --  | --  |
| 2000-01              | St. Michael's | OHL    | 58             | 3  | 16 | 19  | 21  | 18       | 0  | 5  | 5   | 17  |
| 2001-02              | St. Michael's | OHL    | 68             | 5  | 22 | 27  | 35  | 15       | 2  | 7  | 9   | 12  |
| 2002-03              | St. Michael's | OHL    | 67             | 11 | 33 | 44  | 88  | 17       | 1  | 9  | 10  | 8   |
| 2003-04              | St. Michael's | OHL    | 5              | 0  | 1  | 1   | 2   | --       | -- | -- | --  | --  |
|                      | Guelph        | OHL    | 46             | 6  | 23 | 29  | 40  | 22       | 10 | 11 | 21  | 12  |
| 2004-05              | Milwaukee     | AHL    | 65             | 4  | 12 | 16  | 22  | 7        | 0  | 0  | 0   | 11  |
|                      | Rockford      | UHL    | 3              | 2  | 1  | 3   | 0   | --       | -- | -- | --  | --  |
| 2005-06              | Milwaukee     | AHL    | 76             | 10 | 33 | 43  | 31  | 21       | 3  | 7  | 10  | 31  |
|                      | Nashville     | NHL    | 2              | 0  | 0  | 0   | 0   | --       | -- | -- | --  | --  |
| 2006-07              | Milwaukee     | AHL    | 70             | 5  | 15 | 20  | 67  | 4        | 1  | 0  | 1   | 0   |
|                      | Nashville     | NHL    | 3              | 1  | 0  | 1   | 0   | --       | -- | -- | --  | --  |
| 2007-08              | Nashville     | NHL    | 13             | 0  | 2  | 2   | 6   | --       | -- | -- | --  | --  |
|                      | Milwaukee     | AHL    | 9              | 0  | 3  | 3   | 2   | --       | -- | -- | --  | --  |
| 2008-09              | Nashville     | NHL    | 63             | 4  | 8  | 12  | 19  | --       | -- | -- | --  | --  |
| 2009-10              | Nashville     | NHL    | 81             | 1  | 10 | 11  | 27  | 6        | 0  | 2  | 2   | 4   |
| 2010-11              | Nashville     | NHL    | 81             | 2  | 16 | 18  | 24  | 12       | 1  | 2  | 3   | 6   |
| NHL/PREDATORS TOTALS |               |        | 243            | 8  | 36 | 44  | 76  | 18       | 1  | 4  | 5   | 10  |

## STATISTICAL BREAKDOWN

| YEAR    | TEAM | PP | SH | GW | S   | %     | +/- | TF | FW | F%   | MIN   | H   | BS  | S | G | S%   | GDG |
|---------|------|----|----|----|-----|-------|-----|----|----|------|-------|-----|-----|---|---|------|-----|
| 2005-06 | NSH  | 0  | 0  | 0  | 0   | 0.0%  | -1  | 0  | 0  | 0.0% | 13:39 | 4   | 3   | 0 | 0 | .000 | 0   |
| 2006-07 | NSH  | 0  | 0  | 0  | 2   | 50.0% | 3   | 0  | 0  | 0.0% | 16:36 | 3   | 6   | 0 | 0 | .000 | 0   |
| 2007-08 | NSH  | 0  | 0  | 0  | 14  | 0.0%  | -3  | 0  | 0  | 0.0% | 14:24 | 7   | 15  | 0 | 0 | .000 | 0   |
| 2008-09 | NSH  | 1  | 0  | 0  | 41  | 9.8%  | -2  | 0  | 0  | 0.0% | 12:39 | 57  | 47  | 0 | 0 | .000 | 0   |
| 2009-10 | NSH  | 0  | 0  | 0  | 67  | 1.5%  | -13 | 0  | 0  | 0.0% | 19:55 | 101 | 147 | 0 | 0 | .000 | 0   |
| 2010-11 | NSH  | 0  | 0  | 0  | 99  | 2.0%  | 9   | 0  | 0  | 0.0% | 20:47 | 128 | 173 | 0 | 0 | .000 | 0   |
| TOTALS  |      | 1  | 0  | 0  | 223 | 3.6%  | -7  | 0  | 0  | 0.0% | 17:56 | 300 | 391 | 0 | 0 | .000 | 0   |

## Shootouts

## MOST GOALS, GAME:

1 - eight times, last Dec. 1, 2010 at Columbus

## MOST ASSISTS, GAME:

2 - four times, last March 24, 2011 vs. Anaheim

## MOST POINTS, GAME:

2 - four times, last (2a) March 24, 2011 vs. Anaheim

## MOST PIM, GAME:

7 - twice, last Feb. 3, 2010 at Philadelphia

## MOST SHOTS, GAME:

5 - Oct. 24, 2010 at Tampa Bay

## LONGEST GOAL-SCORING STREAK:

None

## LONGEST ASSIST STREAK:

2 - twice, last (2a) Dec. 4-6, 2010

## LONGEST POINT-SCORING STREAK:

3 - (1g-2a) Dec. 1-6, 2011

## CAREER HAT TRICKS:

None

## CAREER PENALTY SHOTS:

None

## CAREER OVERTIME POINTS:

None

## FIRST NHL GAME:

Dec. 3, 2005 vs. Philadelphia

## FIRST NHL GOAL:

Jan. 26, 2007 at Chicago (Nikolai Khabibulin)

## FIRST GAME AS A PREDATOR:

Dec. 3, 2005 vs. Philadelphia

## FIRST GOAL AS A PREDATOR:

Jan. 26, 2007 at Chicago (Nikolai Khabibulin)

# SERGEI KOSTITSYN



**SERGEI KOSTITSYN**  
(SAIR-gay kaws-TIHT-sihn)  
Left Wing

**SHOOTS:** Left  
**HEIGHT:** 6-0  
**WEIGHT:** 207  
**DOB:** March 20, 1987  
**BIRTHPLACE:** Novopolotsk, Belarus  
**HOMETOWN:** Minsk, Belarus

**ACQUIRED**  
**June 29, 2010** - Acquired by Nashville from Montreal in exchange for forward Dustin Boyd and goaltender Dan Ellis.

|     | VERSUS THE NHL |   |   |     |     | WITH PREDATORS |    |    |     |     |
|-----|----------------|---|---|-----|-----|----------------|----|----|-----|-----|
|     | GP             | G | A | PTS | PIM | GP             | G  | A  | PTS | PIM |
| ANA | 5              | 3 | 1 | 4   | 0   | 2              | 3  | 1  | 4   | 0   |
| BOS | 15             | 3 | 5 | 8   | 19  | 1              | 1  | 1  | 2   | 2   |
| BUF | 13             | 4 | 4 | 8   | 12  | 1              | 0  | 1  | 1   | 0   |
| CGY | 6              | 0 | 2 | 2   | 0   | 4              | 0  | 2  | 2   | 0   |
| CAR | 9              | 1 | 2 | 3   | 4   | 2              | 0  | 2  | 2   | 0   |
| CHI | 7              | 1 | 1 | 2   | 0   | 5              | 1  | 0  | 1   | 0   |
| COL | 5              | 1 | 2 | 3   | 0   | 4              | 1  | 2  | 3   | 0   |
| CBJ | 8              | 4 | 1 | 5   | 2   | 5              | 3  | 0  | 3   | 0   |
| DAL | 4              | 0 | 3 | 3   | 2   | 3              | 0  | 2  | 2   | 2   |
| DET | 7              | 4 | 3 | 7   | 4   | 6              | 4  | 3  | 7   | 4   |
| EDM | 5              | 1 | 3 | 4   | 2   | 4              | 0  | 2  | 2   | 2   |
| FLA | 11             | 0 | 3 | 3   | 2   | 2              | 0  | 1  | 1   | 0   |
| L.A | 6              | 1 | 5 | 6   | 2   | 4              | 1  | 3  | 4   | 0   |
| MIN | 6              | 1 | 1 | 2   | 0   | 4              | 1  | 1  | 2   | 0   |
| MTL | 1              | 0 | 0 | 0   | 2   | 1              | 0  | 0  | 0   | 2   |
| NSH | 1              | 0 | 0 | 0   | 0   | --             | -- | -- | --  | --  |
| N.J | 8              | 0 | 3 | 3   | 2   | 1              | 0  | 1  | 1   | 0   |
| NYI | 8              | 1 | 1 | 2   | 6   | 1              | 1  | 1  | 2   | 0   |
| NYR | 8              | 3 | 1 | 4   | 0   | 1              | 0  | 0  | 0   | 0   |
| OTT | 13             | 0 | 6 | 6   | 8   | 1              | 0  | 0  | 0   | 0   |
| PHI | 10             | 1 | 2 | 3   | 12  | 1              | 0  | 0  | 0   | 0   |
| PHX | 6              | 3 | 0 | 3   | 4   | 4              | 2  | 0  | 2   | 2   |
| PIT | 8              | 0 | 3 | 3   | 0   | 1              | 0  | 0  | 0   | 0   |
| STL | 8              | 0 | 2 | 2   | 2   | 6              | 0  | 0  | 0   | 2   |
| S.J | 6              | 2 | 1 | 3   | 2   | 4              | 2  | 0  | 2   | 2   |
| T.B | 11             | 1 | 1 | 2   | 8   | 1              | 1  | 0  | 1   | 0   |
| TOR | 12             | 3 | 5 | 8   | 36  | 1              | 0  | 0  | 0   | 0   |
| VAN | 6              | 1 | 3 | 4   | 2   | 4              | 0  | 2  | 2   | 0   |
| WSH | 10             | 4 | 5 | 9   | 8   | 1              | 0  | 0  | 0   | 0   |
| WPG | 9              | 4 | 2 | 6   | 2   | 2              | 2  | 2  | 4   | 2   |

**2010-11:** Led the team in goals (23) and tied for the team lead in points (50). The goal total was just one shy of his total from his first 155 career games, while his point total equaled that from his previous two campaigns combined (108gp, 17g-33a-50pts)... In addition to goals and points, also set career highs in assists (27), games played (77), average ice time (15:11) and plus/minus rating (+10)... Led the League in shooting percentage (24.7) by scoring his 23 goals on a career-high 93 shots - 40 fewer than the next highest shot total among the 68 NHLers with 23-or-more tallies... Amassed 47 points (21g-26a) in 59 games from Dec. 1 to the end of the regular season, registering points in 35 of those 59 games... Put together an 11-game point streak from March 17-April 8 (7g-8a), the second-longest in franchise history and tied for the third longest in the NHL in 2010-11. Also had point streaks of six and eight games during an 18-game span from Dec. 1-Jan. 8... Posted a five-game goal streak (5g) from Dec. 31-Jan. 8, tied for the third longest in franchise history... Played in his 200th career game on Jan. 5 at Anaheim... Recorded his 99th and 100th career points on Feb. 9 at Detroit. **PLAYOFFS:** Tied for second on the team in assists (5), with four of those coming in Games 2-4 of the WCO vs. Anaheim.

**CAREER NOTES:** Began the 2009-10 season in Hamilton (AHL) before being permanently recalled to Montreal on Nov. 23... Registered a career-high two game-winning goals with Montreal in 2009-10, which came in back-to-back games March 13-16... Led Belarus in points (2g-3a) at the 2010 Vancouver Olympics... Played a career-high 56 games in 2008-09... Set career highs in power-play goals (5) and penalty minutes (64) with Montreal in 2008-09... Recorded his first career game-winning goal on Jan. 10, 2009 vs. Washington... Notched his first career two-goal, three-point performance in game No. 2 of the 2008-09 season on Oct. 11 at Toronto... Ranked seventh among NHL rookies during the 2007-08 campaign in points per game (.52)... Ranked fourth in the League - and led all rookies - in shooting percentage (18.4%) in 2007-08... Notched his first NHL point with an assist on Dec. 15,

2007 vs. Toronto... Recalled from Hamilton (AHL) for the duration of the 2007-08 season on Dec. 12, and posted points in six of his first nine NHL contests (2g-4a) from Dec. 13-30, 2007... Participated in the World Championships for the first time in 2008, recording one assist in four games.

**AMATEUR:** Led the Canadian Hockey League and set a London Knights franchise record in assists in 2006-07 (91)... Ranked third in the Ontario Hockey League in points (40g-91a-131pts), tied for third in game-winning goals (9) and ranked fifth in plus/minus rating (+38) in 2006-07... Named a 2007 Third-Team OHL All-Star... Voted to have the best shot in the OHL's Western Conference in the 2007 Coaches' Poll... Posted an OHL-high 25-game point streak from Dec. 8, 2006-March 4, 2007 which saw him put up 71 points (20g-51a)... Played on a line with Chicago's Patrick Kane and Edmonton's Sam Gagner with the 2006-07 Knights... Tied for first on Belarus in points (1g-4a) and ranked second at the 2007 World Junior Championships in penalty minutes (33)... Led all OHL rookies in points and assists, and tied for second in goals (26g-52a-78pts) with London in 2005-06... The second runner-up for the 2006 Emms Family Award, which goes to the OHL's rookie of the year, and a member of the 2006 OHL All-Rookie Team... Ranked second in the 2006 OHL Playoffs in points and assists (13g-24a-37pts), helping London reach the OHL Finals... Posted six points (1g-5a-6pts) in his first career OHL playoff game on March 23, 2006 vs. Sault Ste. Marie, the first of an 11-game point streak (10g-17a-27pts)... Named MVP of the 2006 World Junior Championships B-Pool Tournament after pacing all skaters in points, goals and assists (4g-5a-9pts)... Played in the 2005 World Juniors, and helped Belarus win the 2005 U-18 Division I World Championship tournament... Played in both the 2003 and 2004 U-18 World Championships, and tied for fifth in points (4g-4a-5pts) at the 2004 Division I World Junior Championships.

**BACKGROUND:** Nickname: "Serge" or "Surgeon"... Enjoys playing tennis and traveling with his family... Lists Pavel Bure as his favorite player growing up and the iTunes Music Store as his most visited website... Says his dad, Oleg, has been the most influential person on his career, but London Knights Head Coach Dale Hunter gave him the confidence to make it to the NHL... His older brother, Andrei, plays for the Montreal Canadiens.

**TRANSACTIONS:** **June 29, 2010** - Acquired by Nashville from Montreal in exchange for forward Dustin Boyd and goaltender Dan Ellis... **July 30, 2005** - Montreal's sixth choice, 200th overall (seventh round), in the 2005 Entry Draft.



## INTERNATIONAL RECORD

| Year | Event      | GP | G | A | PTS | PIM |
|------|------------|----|---|---|-----|-----|
| 2003 | U-18 WC    | 6  | 2 | 0 | 2   | 4   |
| 2004 | U-18 WC    | 6  | 1 | 3 | 4   | 8   |
|      | DI WJC     | 5  | 4 | 4 | 8   | 0   |
| 2005 | U-18 DI WC | 4  | 1 | 5 | 6   | 4   |
|      | WJC        | 6  | 0 | 0 | 0   | 2   |
| 2006 | DI WJC     | 5  | 4 | 5 | 9   | 43  |
| 2007 | WJC        | 6  | 1 | 4 | 5   | 33  |
| 2008 | WC         | 4  | 0 | 1 | 1   | 0   |
| 2010 | Olympics   | 4  | 2 | 3 | 5   | 0   |

## CAREER RECORD

| SEASON           | CLUB      | LEAGUE | Regular Season |    |    |     |     | Playoffs |    |    |     |     |
|------------------|-----------|--------|----------------|----|----|-----|-----|----------|----|----|-----|-----|
|                  |           |        | GP             | G  | A  | PTS | PIM | GP       | G  | A  | PTS | PIM |
| 2002-03          | Gomel     | EEHL   | 2              | 0  | 0  | 0   | 0   | --       | -- | -- | --  | --  |
| 2003-04          | Gomel     | EEHL   | 6              | 0  | 1  | 1   | 0   | --       | -- | -- | --  | --  |
|                  | Belarus   | EEHL   | 22             | 5  | 4  | 9   | 4   | 11       | 1  | 2  | 3   | 8   |
|                  | Gomel-2   | EEHL-2 | 6              | 7  | 2  | 9   | 14  | --       | -- | -- | --  | --  |
|                  | Belarus   | EEHL   | 40             | 4  | 10 | 14  | 24  | 4        | 2  | 0  | 2   | 12  |
| 2004-05          | London    | OHL    | 63             | 26 | 52 | 78  | 78  | 19       | 13 | 24 | 37  | 44  |
| 2006-07          | London    | OHL    | 59             | 40 | 91 | 131 | 76  | 16       | 9  | 12 | 21  | 39  |
| 2007-08          | Montreal  | NHL    | 52             | 9  | 18 | 27  | 51  | 12       | 3  | 5  | 8   | 14  |
|                  | Hamilton  | AHL    | 22             | 6  | 16 | 22  | 18  | --       | -- | -- | --  | --  |
| 2008-09          | Montreal  | NHL    | 56             | 8  | 15 | 23  | 64  | 1        | 0  | 0  | 0   | 2   |
|                  | Hamilton  | AHL    | 16             | 5  | 8  | 13  | 18  | --       | -- | -- | --  | --  |
| 2009-10          | Montreal  | NHL    | 47             | 7  | 11 | 18  | 8   | 5        | 0  | 0  | 0   | 0   |
|                  | Hamilton  | AHL    | 16             | 4  | 9  | 13  | 2   | --       | -- | -- | --  | --  |
| 2010-11          | Nashville | NHL    | 77             | 23 | 27 | 50  | 20  | 12       | 0  | 5  | 5   | 2   |
| NHL TOTALS       |           |        | 232            | 47 | 71 | 118 | 143 | 30       | 3  | 10 | 13  | 18  |
| PREDATORS TOTALS |           |        | 77             | 23 | 27 | 50  | 20  | 12       | 0  | 5  | 5   | 2   |

## STATISTICAL BREAKDOWN

| YEAR    | TEAM | PP | SH | GW | S   | %     | +/- | TF | FW | F%    | MIN   | H   | BS | S | G | %    | G/G |
|---------|------|----|----|----|-----|-------|-----|----|----|-------|-------|-----|----|---|---|------|-----|
| 2007-08 | MTL  | 3  | 1  | 0  | 49  | 18.4% | 9   | 23 | 8  | 34.8% | 14:21 | 54  | 23 | 1 | 0 | .000 | 0   |
| 2008-09 | MTL  | 5  | 0  | 1  | 74  | 10.8% | -3  | 9  | 3  | 33.3% | 14:08 | 49  | 21 | 0 | 0 | .000 | 0   |
| 2009-10 | MTL  | 0  | 0  | 2  | 59  | 11.9% | 4   | 7  | 1  | 14.3% | 14:09 | 26  | 16 | 0 | 0 | .000 | 0   |
| 2010-11 | NSH  | 4  | 1  | 2  | 93  | 24.7% | 10  | 6  | 1  | 16.7% | 15:11 | 41  | 15 | 1 | 0 | .000 | 0   |
| TOTALS  |      | 12 | 2  | 5  | 275 | 17.1% | 20  | 45 | 13 | 28.9% | 14:32 | 170 | 75 | 2 | 0 | .000 | 0   |

## CAREER HIGHLIGHTS

- MOST GOALS, GAME:** 2 - six times, last April 5, 2011 vs. Atlanta
- MOST ASSISTS, GAME:** 3 - Feb. 10, 2010 vs. Washington
- MOST POINTS, GAME:** 3 - four times, last (2g-1a) April 5, 2011 vs. Atlanta
- MOST PIM, GAME:** 20 - March 9, 2009 vs. Toronto
- MOST SHOTS, GAME:** 7 - twice, last Dec. 20, 2008 vs. Buffalo
- LONGEST GOAL-SCORING STREAK:** 5 - (5g) Dec. 31, 2010-Jan. 8, 2011
- LONGEST ASSIST STREAK:** 5 - (6a) Dec. 4-13, 2010
- LONGEST POINT-SCORING STREAK:** 11 - (7g-8a) March 17-April 8, 2011
- CAREER HAT TRICKS:** None
- CAREER PENALTY SHOTS:** 1 - Feb. 3, 2008 vs. N.Y. Rangers (Lundqvist); goal
- CAREER OVERTIME POINTS:** 1 (1a)
- FIRST NHL GAME:** Dec. 13, 2007 at Philadelphia
- FIRST NHL GOAL:** Dec. 20, 2007 at Washington (Olaf Kolzig)
- FIRST GAME AS A PREDATOR:** Oct. 14, 2011 vs. St. Louis
- FIRST GOAL AS A PREDATOR:** Oct. 24, 2011 at Tampa Bay (Dan Ellis)





# DAVID LEGWAND



**DAVID LEGWAND**  
(DAY-vihd LEHG-wahnd)  
Center

**SHOOTS:** Left  
**HEIGHT:** 6-2  
**WEIGHT:** 204  
**DOB:** August 17, 1980  
**BIRTHPLACE:** Detroit, Michigan  
**HOMETOWN:** Gross Pointe Woods, Michigan

## ACQUIRED

**June 26, 1998** - Nashville's first selection, second overall (first round), in the 1998 Entry Draft.

## VERSUS THE NHL

|      | GP | G  | A  | PTS | PIM |
|------|----|----|----|-----|-----|
| ANA  | 39 | 7  | 7  | 14  | 12  |
| BOS  | 13 | 5  | 4  | 9   | 6   |
| BUF  | 11 | 4  | 4  | 8   | 4   |
| CGY  | 38 | 9  | 15 | 24  | 20  |
| CAR  | 10 | 1  | 2  | 3   | 6   |
| CHI  | 57 | 18 | 28 | 46  | 24  |
| COL  | 38 | 8  | 16 | 24  | 14  |
| CBJ  | 50 | 18 | 21 | 39  | 48  |
| DAL  | 37 | 8  | 11 | 19  | 20  |
| DET  | 57 | 14 | 21 | 35  | 28  |
| EDM  | 40 | 11 | 20 | 31  | 20  |
| FLA  | 11 | 4  | 7  | 11  | 2   |
| L.A. | 37 | 6  | 14 | 20  | 32  |
| MIN  | 35 | 6  | 13 | 19  | 10  |
| MTL  | 10 | 3  | 3  | 6   | 8   |
| NSH  | -- | -- | -- | --  | --  |
| N.J. | 12 | 3  | 3  | 6   | 8   |
| NYI  | 8  | 0  | 5  | 5   | 4   |
| NYR  | 11 | 1  | 5  | 6   | 6   |
| OTT  | 11 | 1  | 1  | 2   | 6   |
| PHI  | 11 | 0  | 5  | 5   | 2   |
| PHX  | 37 | 6  | 12 | 18  | 24  |
| PIT  | 11 | 7  | 3  | 10  | 4   |
| STL  | 60 | 9  | 19 | 28  | 34  |
| S.J. | 38 | 5  | 16 | 21  | 14  |
| T.B. | 11 | 2  | 3  | 5   | 2   |
| TOR  | 11 | 3  | 4  | 7   | 4   |
| VAN  | 41 | 8  | 12 | 20  | 28  |
| WSH  | 11 | 2  | 3  | 5   | 4   |
| WPG  | 12 | 0  | 2  | 2   | 4   |

**CAREER NOTES:** Enters 2011-12 as Nashville's all-time leader in points (448), goals (169), assists (279), games played (768), game-winning goals (35), overtime points (7g-7a-14pts), multiple-point games (90) and multiple-goal games (20). Also the franchise's postseason leader in games played (37), points (22), goals (10) and assists (tied, 12)... Was Nashville's first-ever draft selection and the club's first first-round pick to play in the NHL.

**2010-11:** Led all forwards in average ice time for the third consecutive season (18:48)... Led the team with two shorthanded goals/points... Recorded 17 (10g-7a) of his 41 points in the third period or overtime... Notched a +13 rating, the second highest of his career and good for third on the team... Nashville went 13-2-1 when he scored a goal... Notched assists on both of Nashville's overtime goals... Posted 15 points (7g-8a) in 15 March games, including his first career six-game point streak March 17-26 (6g-3a-9pts)... Missed 18 games due to injury.

**PLAYOFFS:** His point (6g-3a-9pts) and goal totals for the postseason were the second-highest totals in franchise history, giving him 16 points 8g-8a) in his last 18 playoff contests... Tied the franchise record for goals in a series (4) in the WCS vs. Vancouver... Ended the play-offs on a four-game point streak (4g-1a-5pts)... The only player in the 2011 Stanley Cup Playoffs to score multiple shorthanded goals (2)... Led Nashville forwards in average ice time (22:06).

**2009-10:** One of three Predators to appear in all 82 games, doing so for the second time in his career... Nashville went 10-0-1 when he scored... Set career highs and paced the team in both face-offs won (538) and draws taken (1,124)... Ranked second on the Predators in both shootout goals (4) and shootout attempts (9)... Played in his 700th career contest on March 30 vs. Los Angeles... Notched his 400th career point with an assist on Feb. 10 at N.Y. Rangers. **PLAYOFFS:** Paced the team in points (2g-5a-7pts) during its six-game WCQ series vs. Chicago, tying a franchise record for assists in a series... Posted his first career postseason multi-point/assist outing in Game One (2a).

**2008-09:** Posted the second 20-goal season of his career, ranking third on the club (20) in the category... Paced the club in shorthanded goals (3), shorthanded points (4) and all forwards in average ice time (19:26), all of which were career highs... Also notched career highs

in shots (175) and face-off efficiency (509-1023, 49.8%)... Scored 15 of his 20 goals on home ice... Missed the final nine games of the regular season with a facial fracture.

**2007-08:** Nashville posted an 11-1 record when he scored a goal... Recorded his 200th career assist at Los Angeles on Jan. 8... Moved into first on the franchise's all-time points list with a goal on Dec. 1 at Montreal... Signed a six-year contract on Dec. 7, 2008... Missed 17 games due to injury, including the final 12 of the regular season. **PLAYOFFS:** Played in three of the club's six postseason games... Missed Game One of the WCQ vs. Detroit, the first postseason game in franchise history he had not appeared in... Scored a goal in his return to the lineup in Game Three.

**2006-07:** Posted career-highs in goals (27), assists (36) and points (63)... Led the team with a career-high seven game-winning goals, tied for the team lead in goals and ranked third on the club in scoring... Led Nashville with a career-high, franchise-record +23 rating... Nashville posted a record of 17-2-2 in games in which he scored... Scored a goal 11 seconds into Nashville's April 5 game vs. St. Louis, setting a franchise record for the earliest goal... Notched his 100th career goal on Feb. 22 vs. Montreal... Named the NHL's First Star of the Week for the week of Jan. 15-21 after posting nine points (5g-4a) and three game-winning goals in four games... Recorded his first career hat trick and four-point game on Jan. 20 vs. Chicago. His third tally (97th of his career) pushed him past Scott Walker as the franchise's all-time leader in goals... Scored a shorthanded penalty-shot goal on Dec. 23 vs. Los Angeles. **PLAYOFFS:** Played in all five of Nashville's WCQ games vs. San Jose... Tied for the team lead in assists (3) and shots (14) and led Nashville forwards in average ice time (22:23)... Tallied assists (3a) in three straight games (April 13-18).

**2005-06:** Five of his seven goals were game-winners, tying him for second on the club... Nashville went 30-9-5 with him in the lineup... Scored the overtime game-winner on March 9 at Vancouver six seconds into the OT session. It tied the modern-era NHL record for quickest overtime tally... Limited to 44 games by a knee injury. **PLAYOFFS:** Appeared in all five of Nashville's post-season games vs. San Jose.

**2004-05:** Notched a league-leading 39 points (16g-23a) in 19 playoff games, helping EHC Basel (Swiss-2) capture a league championship... Played for Team USA at the 2005 World Championships in Austria.

**2003-04:** Played a career-high 82 games... One of four Predators to appear in all 82 games... Led the team in game-winning goals, tied for first in overtime points (1g-2a) and tied for second in goals. **PLAYOFFS:** Scored the first shorthanded playoff goal in franchise history in Game Three of the WCQ vs. Detroit (April 11)... Appeared in all six of Nashville's playoff tilts.

**2002-03:** Led the team in scoring (17g-31a-48pts), multi-point games (11) and face-offs (1,095), ranked second in shots (167), and third in goals (17)... Named the Predators' Chevy Man of the Year (community service)... Missed the final 18 games of the season due to a broken collarbone.

**2001-02:** Posted a career-high 54 penalty minutes... Notched two goals and two assists in the TOPPS/NHL YoungStars Game on Feb. 1.

**2000-01:** Ranked second on the team in shots (172)... Ranked fourth in points (41) and assists (28)... Tallied the first overtime penalty-shot goal in NHL history on Dec. 23 at the New York Rangers... Played for Team USA at the 2001 World Championships in Germany, tying for second on the club in scoring (2g-4a-6pts).

**1999-00:** Led Predators rookies in goals (13), assists (15) and points (28)... Scored his first NHL goal, the game-winner, as part of his first multi-point outing (1g-1a) on Oct. 11 at Toronto... Recorded his first career NHL point with an assist on the game-tying goal on Oct. 10 at Chicago... Scored one

goal and added an assist for Team USA at the 2000 World Championships in St. Petersburg, Russia.

**1998-99:** Signed with the Predators on April 16 and made his NHL debut in the Predators' final regular-season game on April 17 vs. New Jersey... Ranked third on the Plymouth Whalers (OHL) in points (80) and goals (31) and ranked second on the team in assists (49)... Played for Team USA in the 1999 World Championships.

**AMATEUR:** Named the CHL Rookie of the Year, OHL Rookie of the Year, OHL Most Valuable Player and a member of the OHL First All-Star Team and OHL All-Rookie Team in 1998... Became the first rookie in 24 years to capture MVP honors in the OHL and only the second U.S.-born player to be named MVP (Pat Peake in 1993)... Led all OHL rookies and ranked third in the league in points (105) in 1997-98... Led Plymouth in goals (54), assists (51) and points in 1997-98... Played for Team USA in the 1998 & 1999 World Junior (U-20) Championships... Named an NAHL All-Star and league Rookie of the Year with Compuware in 1996-97.

**BACKGROUND:** Gives to the Garth Brooks Teammates for Kids Foundation... Enjoys boating and golfing... Spends his summers in Detroit... Favorites include SportsCenter (TV show), Bruce Springsteen (band/musician), pasta (food) and Florida (vacation spot)... If he didn't play hockey, he would be a teacher... His NHL debut is his favorite hockey memory... Enjoys Nashville for the people and the weather... Nickname: "Leggy"... Has a black lab named Riley... Wife - Lindsey, Son - Ryder.

**TRANSACTIONS:** **June 26, 1998** - Nashville's first selection, second overall (first round), in the 1998 Entry Draft.



# DAVID LEGWAND



## STATISTICAL BREAKDOWN

| YEAR    | TEAM | PP | SH | GW | S    | %     | +/- | TF   | FW   | F%    | MIN   | H   | BS  | Shootouts |    |      |      |
|---------|------|----|----|----|------|-------|-----|------|------|-------|-------|-----|-----|-----------|----|------|------|
|         |      |    |    |    |      |       |     |      |      |       |       |     |     | S         | G  | S%   | G/DG |
| 1998-99 | NSH  | 0  | 0  | 0  | 2    | 0.0%  | 0   | 9    | 5    | 55.6% | 12:50 | 0   | 1   | --        | -- | --   | --   |
| 1999-00 | NSH  | 4  | 0  | 2  | 111  | 11.7% | -6  | 637  | 265  | 41.6% | 14:43 | 48  | 27  | --        | -- | --   | --   |
| 2000-01 | NSH  | 3  | 0  | 3  | 172  | 7.6%  | 1   | 888  | 358  | 40.3% | 15:14 | 50  | 23  | --        | -- | --   | --   |
| 2001-02 | NSH  | 1  | 1  | 1  | 121  | 9.1%  | 1   | 843  | 341  | 40.5% | 16:24 | 43  | 25  | --        | -- | --   | --   |
| 2002-03 | NSH  | 3  | 1  | 4  | 167  | 10.2% | -2  | 1095 | 510  | 46.6% | 19:14 | 4   | 2   | --        | -- | --   | --   |
| 2003-04 | NSH  | 5  | 1  | 5  | 165  | 10.9% | 9   | 1109 | 500  | 45.1% | 17:16 | --  | --  | --        | -- | --   | --   |
| 2005-06 | NSH  | 0  | 0  | 5  | 109  | 6.4%  | 3   | 580  | 259  | 44.7% | 16:50 | 6   | 13  | 0         | 0  | .000 | 0    |
| 2006-07 | NSH  | 3  | 1  | 7  | 153  | 17.6% | 23  | 1108 | 502  | 45.3% | 18:21 | 15  | 43  | 0         | 0  | .000 | 0    |
| 2007-08 | NSH  | 4  | 0  | 1  | 144  | 10.4% | -4  | 700  | 305  | 43.6% | 18:00 | 7   | 21  | 1         | 0  | .000 | 0    |
| 2008-09 | NSH  | 1  | 3  | 1  | 175  | 11.4% | -3  | 1023 | 509  | 49.8% | 19:26 | 25  | 23  | 3         | 1  | .333 | 1    |
| 2009-10 | NSH  | 0  | 1  | 3  | 151  | 7.3%  | -5  | 1124 | 538  | 47.9% | 18:42 | 38  | 46  | 9         | 4  | .444 | 2    |
| 2010-11 | NSH  | 0  | 2  | 3  | 130  | 13.1% | 13  | 837  | 395  | 47.2% | 18:48 | 36  | 20  | 3         | 0  | .000 | 0    |
| TOTALS  |      | 24 | 10 | 35 | 1600 | 10.6% | 30  | 9953 | 4487 | 45.1% | 15:58 | 272 | 244 | 16        | 5  | .313 | 3    |



## INTERNATIONAL RECORD

United States

| Year | Event | GP | G | A | PTS | PIM |
|------|-------|----|---|---|-----|-----|
| 1998 | WJC   | 7  | 0 | 0 | 0   | 2   |
| 1999 | WJC   | 6  | 1 | 3 | 4   | 31  |
|      | WC    | 6  | 0 | 2 | 2   | 4   |
| 2000 | WC    | 6  | 1 | 1 | 2   | 4   |
| 2001 | WC    | 9  | 2 | 4 | 6   | 4   |
| 2005 | WC    | 7  | 0 | 1 | 1   | 4   |

## CAREER RECORD

| SEASON               | CLUB          | LEAGUE  | Regular Season |     |     |     |     | Playoffs |    |    |     |     |
|----------------------|---------------|---------|----------------|-----|-----|-----|-----|----------|----|----|-----|-----|
|                      |               |         | GP             | G   | A   | PTS | PIM | GP       | G  | A  | PTS | PIM |
| 1996-97              | Det-Compuware | MNHL    | 44             | 21  | 41  | 62  | 58  | --       | -- | -- | --  | --  |
| 1997-98              | Plymouth      | OHL     | 59             | 54  | 51  | 105 | 56  | 15       | 8  | 12 | 20  | 24  |
| 1998-99              | Plymouth      | OHL     | 55             | 31  | 49  | 80  | 65  | 11       | 3  | 8  | 11  | 8   |
|                      | Nashville     | NHL     | 1              | 0   | 0   | 0   | 0   | --       | -- | -- | --  | --  |
| 1999-00              | Nashville     | NHL     | 71             | 13  | 15  | 28  | 30  | --       | -- | -- | --  | --  |
| 2000-01              | Nashville     | NHL     | 81             | 13  | 28  | 41  | 38  | --       | -- | -- | --  | --  |
| 2001-02              | Nashville     | NHL     | 63             | 11  | 19  | 30  | 54  | --       | -- | -- | --  | --  |
| 2002-03              | Nashville     | NHL     | 64             | 17  | 31  | 48  | 34  | --       | -- | -- | --  | --  |
| 2003-04              | Nashville     | NHL     | 82             | 18  | 29  | 47  | 46  | 6        | 1  | 0  | 1   | 8   |
| 2004-05              | EHC Basel     | Swiss-2 | 3              | 6   | 2   | 8   | 2   | 19       | 16 | 23 | 39  | 20  |
| 2005-06              | Nashville     | NHL     | 44             | 7   | 19  | 26  | 34  | 5        | 0  | 1  | 1   | 8   |
|                      | Milwaukee     | AHL     | 3              | 0   | 0   | 0   | 0   | --       | -- | -- | --  | --  |
| 2006-07              | Nashville     | NHL     | 78             | 27  | 36  | 63  | 44  | 5        | 0  | 3  | 3   | 2   |
| 2007-08              | Nashville     | NHL     | 65             | 15  | 29  | 44  | 38  | 3        | 1  | 0  | 1   | 2   |
| 2008-09              | Nashville     | NHL     | 73             | 20  | 22  | 42  | 32  | --       | -- | -- | --  | --  |
| 2009-10              | Nashville     | NHL     | 82             | 11  | 27  | 38  | 24  | 6        | 2  | 5  | 7   | 8   |
| 2010-11              | Nashville     | NHL     | 64             | 17  | 24  | 41  | 24  | 12       | 6  | 3  | 9   | 8   |
| NHL/PREDATORS TOTALS |               |         | 768            | 169 | 279 | 448 | 398 | 37       | 10 | 12 | 22  | 36  |

## CAREER HIGHLIGHTS

- MOST GOALS, GAME:**  
3 - twice, last Oct. 6, 2007 vs. Dallas
- MOST ASSISTS, GAME:**  
3 - twice, last March 18, 2006 vs. Calgary
- MOST POINTS, GAME:**  
4 - (3g-1a) Jan. 20, 2007 vs. Chicago
- MOST PIM, GAME:**  
6 - twice, last Oct. 25, 2008 vs. Los Angeles
- MOST SHOTS, GAME:**  
9 - Nov. 23, 2005 at Columbus
- LONGEST GOAL-SCORING STREAK:**  
4 - (5g) Feb. 24-March 3, 2009
- LONGEST ASSIST STREAK:**  
4 - three times, last (5a) Jan. 18-27, 2007
- LONGEST POINT-SCORING STREAK:**  
6 - (6g-3a) March 17-26, 2011
- CAREER HAT TRICKS:**  
2 - Jan. 20, 2007 vs. Chicago, Oct. 6, 2007 vs. Dallas
- CAREER PENALTY SHOTS:**  
3 - Dec. 23, 2006 vs. Los Angeles (Cloutier); goal, Nov. 5, 2005 at Los Angeles (LaBarbera); no goal & Dec. 23, 2000 at NY Rangers (McLean); goal
- CAREER OVERTIME POINTS:**  
14 (7g-7a)
- FIRST NHL GAME:**  
April 17, 1999 vs. New Jersey
- FIRST NHL GOAL:**  
Oct. 11, 1999 at Toronto (Glenn Healy)
- FIRST GAME AS A PREDATOR:**  
April 17, 1999 vs. New Jersey
- FIRST GOAL AS A PREDATOR:**  
Oct. 11, 1999 at Toronto (Glenn Healy)



# ANDERS LINDBACK



**ANDERS LINDBACK**  
(AHL-dehrs LIND-bahck)  
Goaltender

**CATCHES:** Left  
**HEIGHT:** 6-6  
**WEIGHT:** 214  
**DOB:** May 3, 1988  
**BIRTHPLACE:** Gavle, Sweden  
**HOMETOWN:** Gavle, Sweden

## ACQUIRED

**June 21, 2008** - Nashville's seventh choice, 207th overall (seventh round), in 2008 Entry Draft.

## VERSUS THE NHL

|      | GP | W | L | O/T | SO | GA | GAA  |
|------|----|---|---|-----|----|----|------|
| ANA  | 2  | 0 | 1 | 0   | 0  | 5  | 3.90 |
| BOS  | 0  | 0 | 0 | 0   | 0  | 0  | 0.00 |
| BUF  | 1  | 1 | 0 | 0   | 0  | 3  | 3.00 |
| CGY  | 0  | 0 | 0 | 0   | 0  | 0  | 0.00 |
| CAR  | 1  | 1 | 0 | 0   | 0  | 2  | 2.00 |
| CHI  | 3  | 1 | 2 | 0   | 0  | 12 | 4.00 |
| COL  | 0  | 0 | 0 | 0   | 0  | 0  | 0.00 |
| CBJ  | 0  | 0 | 0 | 0   | 0  | 0  | 0.00 |
| DAL  | 0  | 0 | 0 | 0   | 0  | 0  | 0.00 |
| DET  | 1  | 1 | 0 | 0   | 0  | 2  | 2.00 |
| EDM  | 1  | 0 | 0 | 0   | 0  | 0  | 0.00 |
| FLA  | 1  | 1 | 0 | 0   | 1  | 0  | 0.00 |
| L.A. | 3  | 1 | 1 | 0   | 0  | 5  | 3.03 |
| MIN  | 1  | 0 | 0 | 0   | 0  | 2  | 3.00 |
| MTL  | 0  | 0 | 0 | 0   | 0  | 0  | 0.00 |
| N.J. | 1  | 1 | 0 | 0   | 0  | 1  | 1.00 |
| NYI  | 1  | 1 | 0 | 0   | 1  | 0  | 0.00 |
| NYR  | 0  | 0 | 0 | 0   | 0  | 0  | 0.00 |
| OTT  | 0  | 0 | 0 | 0   | 0  | 0  | 0.00 |
| PHI  | 1  | 0 | 1 | 0   | 0  | 3  | 3.05 |
| PHX  | 0  | 0 | 0 | 0   | 0  | 0  | 0.00 |
| PIT  | 0  | 0 | 0 | 0   | 0  | 0  | 0.00 |
| STL  | 1  | 1 | 0 | 0   | 0  | 3  | 3.00 |
| S.J. | 1  | 1 | 0 | 0   | 0  | 2  | 2.00 |
| T.B. | 1  | 1 | 0 | 0   | 0  | 3  | 3.00 |
| TOR  | 0  | 0 | 0 | 0   | 0  | 0  | 0.00 |
| VAN  | 0  | 0 | 0 | 0   | 0  | 0  | 0.00 |
| WSH  | 1  | 0 | 0 | 1   | 0  | 3  | 2.95 |
| WPG  | 1  | 0 | 0 | 1   | 0  | 3  | 2.95 |

**2010-11:** Tied for seventh among rookie goaltenders in wins (11) during his first season in North America... Tied for 11th among all net-minders in even-strength save percentage (.930)... Made seven consecutive starts from Dec. 4-17, posting a 6-0-1 record, a 1.43 goals-against average, .949 save percentage and a pair of shutouts... Authored the third-longest home shutout streak in franchise history (157:42) from Dec. 4-15, which included his first two career shutouts in back-to-back games on Dec. 11 vs. Florida and Dec. 13 vs. N.Y. Islanders... Made his NHL debut in the third period of Nashville's season opener on Oct. 9 vs. Anaheim... Picked up wins on back-to-back nights in his first two career starts, Oct. 13 at Chicago (23 saves) and Oct. 14 vs. St. Louis (32 saves)...

Spent one week with the Milwaukee Admirals from Feb. 22-27, where he started four games.

**PLAYOFFS:** Made his NHL playoff debut in Game Four of the WCQ vs. Anaheim, stopping all nine shots he faced in 13:14 of work.

**CAREER NOTES/AMATEUR:** Ranked fifth in the Swedish Elite League (Elitserien) in save percentage (.913) and sixth in goals-against average (2.46) in 2009-10, his first season with Timra... Tied for fourth in the Elitserien in shutouts (4) in 2009-10... Ranked fifth in the 2010 playoffs in goals-against average (.910) and sixth in postseason goals-against average (2.94)... Earned a bronze medal with Sweden at the 2010 World Championships, his first time representing his nation... Spent his first full season in the Swedish Elite League in 2008-09, splitting Brynas' goaltending duties with Florida prospect Jacob Markstrom... Ranked seventh in the Elitserien in save percentage (.916) in 2008-09... Started three of Brynas' four 2009 playoff games, ranking fifth in postseason

save percentage (.916) and sixth in goals-against average (2.37)... Played for Almtuna in Sweden's second division in 2007-08... Ranked third among junior goaltenders in Sweden's second division in goals-against average (3.07) and save percentage (.905) in 2007-08... Led the Swedish junior league's "Norra" segment in goals-against average (1.67), shutouts (5) and ranked second in the league in save percentage (.923) playing for Brynas' junior team in 2006-07.

**BACKGROUND:** Nickname "Lindy"... The tallest player ever drafted by Nashville... Enjoys golfing and playing the guitar... Would like to be a carpenter when his playing career is finished... Lists Finnish goaltender Jarmo Myllys as his favorite player growing up, and goalie coach Pekka Alcen as the most influential person on his career... Has Adult Still's disease, a rare inflammatory condition he controls with the medicine Kineret... Lists his iPod, his guitar and coffee as three things he can't live without and ebay.com as his favorite website.

**TRANSACTIONS:** **June 21, 2008** - Nashville's seventh choice, 207th overall (seventh round), in 2008 Entry Draft.



## INTERNATIONAL RECORD

Sweden

| Year | Event | GP | W | L | OT | GAA  | SV%  |
|------|-------|----|---|---|----|------|------|
| 2010 | WC    | 1  | 0 | 0 | 0  | 0.00 | .000 |

## CAREER RECORD

|                             |             | Regular Season |           |           |          |          |             |           |          |             |  | Playoffs  |           |           |           |           |           |           |  |  |  |
|-----------------------------|-------------|----------------|-----------|-----------|----------|----------|-------------|-----------|----------|-------------|--|-----------|-----------|-----------|-----------|-----------|-----------|-----------|--|--|--|
| Season                      | Club        | League         | GP        | W         | L        | O/T      | Mins.       | GA        | SO       | Avg.        |  | GP        | W         | L         | Mins.     | GA        | SO        | Avg.      |  |  |  |
| 2005-06                     | Brynas U-18 | Sweden-U18     | 11        | --        | --       | --       | 667         | 36        | 2        | 3.24        |  | --        | --        | --        | --        | --        | --        | --        |  |  |  |
|                             | Brynas Jr.  | Sweden-Jr.     | 5         | --        | --       | --       | 257         | 7         | 2        | 1.64        |  | --        | --        | --        | --        | --        | --        | --        |  |  |  |
| 2006-07                     | Brynas Jr.  | Sweden-Jr.     | 36        | --        | --       | --       | 2143        | 81        | 5        | 2.27        |  | 3         | --        | --        | 180       | 6         | 0         | 2.00      |  |  |  |
| 2007-08                     | Almtuna     | Sweden-2       | 18        | --        | --       | --       | 1034        | 53        | 0        | 3.07        |  | --        | --        | --        | --        | --        | --        | --        |  |  |  |
| 2008-09                     | Brynas      | Sweden         | 24        | --        | --       | --       | 1332        | 57        | 1        | 2.57        |  | 3         | --        | --        | 177       | 7         | 0         | 2.37      |  |  |  |
|                             | Brynas Jr.  | Sweden-Jr.     | 3         | --        | --       | --       | 179         | 7         | 0        | 2.35        |  | --        | --        | --        | --        | --        | --        | --        |  |  |  |
| 2009-10                     | Timra       | Sweden         | 42        | --        | --       | --       | 2537        | 104       | 3        | 2.46        |  | 5         | --        | --        | 306       | 15        | 0         | 2.94      |  |  |  |
| 2010-11                     | Nashville   | NHL            | 22        | 11        | 5        | 2        | 1131        | 49        | 2        | 2.60        |  | 1         | 0         | 0         | 13        | 0         | 0         | 0.00      |  |  |  |
|                             | Milwaukee   | AHL            | 4         | 2         | 2        | 0        | 241         | 11        | 0        | 2.74        |  | --        | --        | --        | --        | --        | --        | --        |  |  |  |
| <b>NHL/PREDATORS TOTALS</b> |             |                | <b>22</b> | <b>11</b> | <b>5</b> | <b>2</b> | <b>1131</b> | <b>49</b> | <b>2</b> | <b>2.60</b> |  | <b>--</b> | <b>--</b> | <b>--</b> | <b>--</b> | <b>--</b> | <b>--</b> | <b>--</b> |  |  |  |

## SHUTOUTS

| No | Date     | Saves | Score                           | Year          | G        | A        | PTS      | PIM      | SA         | GA        | SV%         | W        | L        | SA       | GA       | SV%         |
|----|----------|-------|---------------------------------|---------------|----------|----------|----------|----------|------------|-----------|-------------|----------|----------|----------|----------|-------------|
| 1  | 12/11/10 | 22    | Florida 0 at Nashville 3        | 2010-11       | 0        | 0        | 0        | 0        | 576        | 49        | .915        | 0        | 0        | 0        | 0        | .000        |
| 2  | 12/13/10 | 27    | N.Y. Islanders 0 at Nashville 3 | <b>TOTALS</b> | <b>0</b> | <b>0</b> | <b>0</b> | <b>0</b> | <b>576</b> | <b>49</b> | <b>.915</b> | <b>0</b> | <b>0</b> | <b>0</b> | <b>0</b> | <b>.000</b> |

## SHOOTOUTS

## CAREER HIGHLIGHTS

**LONGEST WIN STREAK:**

5 - Dec. 8-17, 2010

**MOST SHOTS FACED, GAME:**

45 - (42 saves) Oct. 24, 2010 at Tampa Bay

**FIRST NHL GAME:**

Oct. 9, 2010 vs. Anaheim

**FIRST NHL WIN:**

Oct. 13, 2010 at Chicago

**FIRST NHL SHUTOUT:**

Dec. 11, 2010 vs. Florida

**FIRST GAME AS A PREDATOR:**

Oct. 9, 2010 vs. Anaheim

**FIRST SHUTOUT AS A PREDATOR:**

Dec. 11, 2010 vs. Florida



# CAL O'REILLY



**CAL O'REILLY**  
(KAL oh-RIGH-ley)  
Center

**SHOOTS:** Left  
**HEIGHT:** 6-0  
**WEIGHT:** 188  
**DOB:** September 30, 1986  
**BIRTHPLACE:** Toronto, Ontario  
**HOMETOWN:** Varna, Ontario

**ACQUIRED**  
**July 30, 2005** - Nashville's fourth choice, 150th overall (fifth round), in 2005 Entry Draft.

## VERSUS THE NHL

|      | GP | G  | A  | PTS | PIM |
|------|----|----|----|-----|-----|
| ANA  | 3  | 1  | 2  | 3   | 0   |
| BOS  | 1  | 0  | 0  | 0   | 0   |
| BUF  | 0  | 0  | 0  | 0   | 0   |
| CGY  | 2  | 0  | 0  | 0   | 0   |
| CAR  | 2  | 1  | 0  | 1   | 0   |
| CHI  | 9  | 1  | 2  | 3   | 0   |
| COL  | 1  | 0  | 0  | 0   | 0   |
| CBJ  | 6  | 1  | 1  | 2   | 2   |
| DAL  | 3  | 1  | 0  | 1   | 0   |
| DET  | 8  | 0  | 4  | 4   | 2   |
| EDM  | 3  | 0  | 2  | 2   | 0   |
| FLA  | 2  | 0  | 0  | 0   | 0   |
| LA   | 4  | 1  | 1  | 2   | 0   |
| MIN  | 4  | 0  | 0  | 0   | 0   |
| MTL  | 1  | 1  | 0  | 1   | 0   |
| NSH  | -- | -- | -- | --  | --  |
| N.J. | 2  | 1  | 0  | 1   | 0   |
| NYI  | 2  | 1  | 0  | 1   | 0   |
| NYR  | 2  | 0  | 0  | 0   | 0   |
| OTT  | 2  | 0  | 0  | 0   | 2   |
| PHI  | 0  | 0  | 0  | 0   | 0   |
| PHX  | 4  | 1  | 2  | 3   | 0   |
| PIT  | 2  | 0  | 0  | 0   | 0   |
| STL  | 6  | 1  | 4  | 5   | 0   |
| S.J. | 3  | 0  | 3  | 3   | 2   |
| T.B. | 1  | 0  | 1  | 1   | 0   |
| TOR  | 1  | 0  | 0  | 0   | 0   |
| VAN  | 2  | 0  | 0  | 0   | 0   |
| WSH  | 2  | 0  | 0  | 0   | 0   |
| WPG  | 2  | 0  | 1  | 1   | 0   |

**2010-11:** Ranked second on the team in points (6g-12a-18pts) when he sustained a season-ending leg injury on Jan. 2 (missed 43 regular-season games, 12 playoff games)... Posted a pair of five-game point streaks in his first 27 games of last season (2g-4a, Oct. 30-Nov. 11 and 2g-3a, Nov. 30-Dec. 8), helping surpass his previous career total to that point... Averaged 16:54 of ice time, more than 3:30 above his career average entering the season (13:21)... Led the team in shootout goals (3) and efficiency (50 percent), while tying for second in attempts (6)... Scored his first career game-winning goal 42 seconds into a 1-0 victory at Dallas on Oct. 23.

**2009-10:** Posted five (2g-3a) of his 11 points (2g-9a) during a four-games-in-six-days stretch from Feb. 6-12. Stretch included a career-high three points/assists on Feb. 6 vs. San Jose and his first career power-play goal on Feb. 12 at New Jersey... Ranked second on the team, and third among rookies with at least two attempts, in shootout efficiency, going 2-for-4... Tied for fifth among NHL rookies in face-off efficiency (min. 200 draws, 133-281, 47.3%)... Made his second straight appearance at the AHL All-Star Classic, playing for Team Canada... Led the Admirals in points (40), assists (36) and plus/minus rating (+19) in 35 games at the time of his fourth and final recall on Jan. 25.

**2008-09:** Recalled to Nashville on two occasions (Feb. 28 and March 26)... Posted points in four straight contests (3g-1a), games No. 4-7 of his NHL career, from March 28-April 3... Made his NHL debut on Feb. 28 vs. Detroit, and posted his first career point/assist in an 8-0 victory... Tied for second in the AHL and led Milwaukee in assists (56)... Ranked second on the Admirals and tied for 15th in the AHL in scoring (69)... Led the Admirals and tied for fifth in the league in power-play assists (26)... Also ranked first on the club in power-play points (30) and shorthanded points (1g-2a-3pts)... Scored a goal for the Canadian team at the 2009 AHL All-Star Classic... Posted his first career professional hat trick as part of a five-point outing (3g-2a) on Feb. 8 vs. Peoria. Scored shorthanded, on the power play and at even strength... Tied for second on the Admirals in both 2009 Calder Cup playoff scoring (8) and assists (6).

**2007-08:** Ranked third in the AHL in assists (63) and fifth in points (79) while leading Milwaukee in both categories... Tied for fourth in the AHL in shorthanded goals (5) and for fifth in the league in shorthanded points (7)... Paced the Ads in both power-play points (31) and plus/minus rating (+9)... Ranked ninth in the AHL and was tops on the Admirals in shooting percentage (18.8)... Named the CCM/AHL Player of the Month for February 2008 after leading all AHL scorers with 24 points (5g-19a) in 16 games during the month.

**2006-07:** Led Milwaukee and AHL rookies in assists (47)... Also ranked second on Milwaukee in scoring (18g-47a-65pts) and tied for fifth among AHL rookies in points... Named the AHL Rookie of the Month for April 2007 after notching nine points (3g-6a) and a +5 rating in five games.

**AMATEUR:** Led Windsor (OHL), and tied for third in the OHL, in assists (81) 2005-06... Tied for eighth in the OHL and led the 2005-06 Spitfires in points (18g-81a-99pts)... Led Windsor in 2006 playoff points (3g-8a-11pts) and assists... Runner-up for the OHL's 2005-06 most sportsmanlike player award... Named smartest player in the Western Conference in the 2005-06 OHL coaches' poll. Also finished second in the poll for best playmaker and third for best stickhandler... Finished second on the Spitfires and tied for 18th in the OHL in scoring (24g-50a-74pts) in 2004-05... Ranked second on Windsor in assists and third in goals in 2004-05... Played in the 2005 OHL All-Star Classic.

**BACKGROUND:** Nickname: "Cally"... Favorites include Avatar (movie), City of Colour (musician), Thanksgiving Dinner (favorite foods), *Way of the Peaceful Warrior* by Dan Millman (book) and Best Buy (place to shop)... Would choose Owen Wilson to play him in his life story... Lists Abraham Lincoln as the historical figure he would have most like to have met... His dream car is a Lamborghini Murcielago GTR... His younger brother, Ryan, plays for the Colorado Avalanche.

**TRANSACTIONS:** July 30, 2005 - Nashville's fourth choice, 150th overall (fifth round), in 2005 Entry Draft.



## CAREER HIGHLIGHTS

**MOST GOALS, GAME:**  
1 - 11 times, last Dec. 4, 2010 at Carolina

**MOST ASSISTS, GAME:**  
3 - twice, last Oct. 14, 2010 vs. St. Louis

**MOST POINTS, GAME:**  
3 - twice, last (3a) Oct. 14, 2010 vs. St. Louis

**MOST PIM, GAME:**  
2 - four times, last Dec. 1, 2010 at Columbus

**MOST SHOTS, GAME:**  
5 - Feb. 10 at New York Rangers

**LONGEST GOAL-SCORING STREAK:**  
2 - twice, last (2g) Nov. 7-11, 2010

**LONGEST ASSIST STREAK:**  
4 - (4a) Oct. 30-Nov. 7, 2010

**LONGEST POINT-SCORING STREAK:**  
5 - twice, last (2g-3a), Nov. 30-Dec. 8, 2010

**CAREER HAT TRICKS:**  
None

**CAREER PENALTY SHOTS:**  
None

**CAREER OVERTIME POINTS:**  
None

**FIRST NHL GAME:**  
Feb. 28, 2009 vs. Detroit

**FIRST NHL GOAL:**  
March 28, 2009 vs. Los Angeles (Jonathan Quick)

**FIRST GAME AS A PREDATOR:**  
Feb. 28, 2009 vs. Detroit

**FIRST GOAL AS A PREDATOR:**  
March 28, 2009 vs. Los Angeles (Jonathan Quick)

## CAREER RECORD


| SEASON               | CLUB       | LEAGUE | Regular Season |    |    |     |     |  | Playoffs |    |    |     |     |  |
|----------------------|------------|--------|----------------|----|----|-----|-----|--|----------|----|----|-----|-----|--|
|                      |            |        | GP             | G  | A  | PTS | PIM |  | GP       | G  | A  | PTS | PIM |  |
| 2002-03              | St. Mary's | OJHL-B | 46             | 11 | 19 | 30  | 2   |  | --       | -- | -- | --  | --  |  |
| 2003-04              | Windsor    | OHL    | 61             | 3  | 18 | 21  | 2   |  | 3        | 0  | 1  | 1   | 0   |  |
| 2004-05              | Windsor    | OHL    | 68             | 24 | 50 | 74  | 16  |  | 11       | 4  | 5  | 9   | 4   |  |
| 2005-06              | Windsor    | OHL    | 68             | 18 | 81 | 99  | 8   |  | 7        | 3  | 8  | 11  | 0   |  |
|                      | Milwaukee  | AHL    | 2              | 0  | 0  | 0   | 0   |  | 10       | 0  | 1  | 1   | 0   |  |
| 2006-07              | Milwaukee  | AHL    | 78             | 18 | 47 | 65  | 20  |  | 4        | 1  | 2  | 3   | 0   |  |
| 2007-08              | Milwaukee  | AHL    | 80             | 16 | 63 | 79  | 22  |  | 6        | 1  | 2  | 3   | 0   |  |
| 2008-09              | Milwaukee  | AHL    | 67             | 13 | 56 | 69  | 20  |  | 11       | 2  | 6  | 8   | 0   |  |
|                      | Nashville  | NHL    | 11             | 3  | 2  | 5   | 2   |  | --       | -- | -- | --  | --  |  |
| 2009-10              | Nashville  | NHL    | 31             | 2  | 9  | 11  | 4   |  | --       | -- | -- | --  | --  |  |
|                      | Milwaukee  | AHL    | 35             | 9  | 31 | 40  | 8   |  | --       | -- | -- | --  | --  |  |
| 2010-11              | Nashville  | NHL    | 38             | 6  | 12 | 18  | 2   |  | --       | -- | -- | --  | --  |  |
| NHL/PREDATORS TOTALS |            |        | 80             | 11 | 23 | 34  | 8   |  | --       | -- | -- | --  | --  |  |

## STATISTICAL BREAKDOWN

| Statistical Breakdown |      |    |    |    |    |       |     |     |     |       | Shootouts |   |    |    |   |      |     |
|-----------------------|------|----|----|----|----|-------|-----|-----|-----|-------|-----------|---|----|----|---|------|-----|
| Year                  | Team | PP | SH | GW | S  | %     | +/- | TF  | FW  | F%    | Min       | H | BS | S  | G | S%   | GDG |
| 2008-09               | NSH  | 0  | 0  | 0  | 6  | 50.0% | 2   | 88  | 35  | 39.8% | 12:36     | 0 | 2  | 0  | 0 | .000 | 0   |
| 2009-10               | NSH  | 1  | 0  | 0  | 23 | 8.7%  | 1   | 281 | 133 | 47.3% | 13:37     | 2 | 7  | 4  | 2 | .500 | 1   |
| 2010-11               | NSH  | 1  | 0  | 1  | 44 | 13.6% | 4   | 497 | 231 | 46.5% | 16:54     | 5 | 13 | 6  | 3 | .500 | 1   |
| TOTALS                |      | 2  | 0  | 1  | 73 | 15.1% | 7   | 866 | 399 | 46.1% | 15:02     | 7 | 22 | 10 | 5 | .500 | 2   |



# PEKKA RINNE



**PEKKA RINNE**  
(PECK-ah REEN-ay)  
Goaltender

**CATCHES:** Left  
**HEIGHT:** 6-5  
**WEIGHT:** 209  
**DOB:** November 3, 1982  
**BIRTHPLACE:** Kempele, Finland  
**HOMETOWN:** Oulu, Finland

**ACQUIRED**  
**June 27, 2004** - Nashville's tenth choice, 258th overall (eighth round), in the 2004 NHL Entry Draft.

**CAREER NOTES:** One of seven goaltenders, over the last three seasons, to have played at least 150 games and record a save percentage of at least .920... His win total since the start of the 2008-09 campaign is tied for eighth among NHL netminders (94), while his 20 shutouts are tops in the NHL since he recorded his first on Dec. 1, 2008... Possesses the third-best shootout save percentage among active goalies (.777)... Enters 2011-12 with the lowest career goals-against average (.233) and highest save percentage (.920) in franchise history... Is just one shutout from tying the franchise record (21)... Has the third-most wins (95) and has played the third-most games (177) and minutes (10,126) by a goaltender in franchise history.

**2010-11:** Finished second in voting for the 2011 Vezina Trophy and fourth in voting for the 2011 Hart Trophy (highest finish ever by a Predator in each category)... Named to the 2010-11 NHL Second All-Star Team, joining Shea Weber (First-Team) as the first NHL All-Star Team selections in franchise history... Ranked second among NHL netminders in save percentage (.930), third in goals-against average (.212) and tied for sixth in shutouts (6). The save percentage and goals-against average numbers were franchise records... Notched the third-most wins, played the third-most games (64) and minutes (3,789) by a goaltender in franchise history posting career highs in each category... Started 42 of Nashville's final 46 regular-season games, allowing two goals or fewer 28 times in that span while posting 25 wins, second-highest in that span, while posted a goals-against average of 2.00 and a save percentage of .936... Named the NHL's Third Star of the Month in both January (8-3-0, 1.71 GAA, .947 SV%) and March (9-3-2 record, 1.91 GAA, .936 SV%, two shutouts)... Surpassed 10,000 minutes played in his career on April 5 vs. Atlanta... Stopped a career high 48 shots while tying a career high in shots faced (50) on Feb. 15 vs. San Jose... Missed 12 games due to injury. **PLAYOFFS:** Became the franchise's all-time leader in nearly every postseason goaltending category including games played (18) and wins (8)... Ranked fifth among goaltenders

in games played (12) and minutes (748) in the 2011 Playoffs, as well as sixth in wins (6)... One of three netminders to record a point/assist in the postseason... Posted a franchise-record for goals-against average in a series (1.94) along with a .932 save percentage in the WCS vs. Vancouver... Backstopped Nashville to its first playoff series victory in the WCQ vs. Anaheim.

**2009-10:** Tied a career high and franchise record in shutouts (7), ranking third in the League... Became the second goalie in club history to record 30 wins in a season (Tomas Vokoun)... Posted a 12-4-1 record (second-most wins), a 1.96 goals-against average (third in NHL), .932 save percentage (tied for third) and four shutouts (first) after the Olympic break... Posted four shutouts in a nine-game span from March 12-27, helping him move into second on the franchise's all-time shutout list (14)... Posted a 149:04 shutout streak from March 16-21, second-longest in franchise history... Named First Star of the Week on March 22 (4-0-0 record, 1.22 GAA, .958 SV%, two shutouts)... Named the NHL's Third Star of the Week on March 15 (2-0-0 record, 1.44 GAA, .943 SV%)... In his 100th NHL appearance on March 12 at Anaheim, he stopped all 31 shots he faced in a 1-0 shutout... Named the NHL's Second Star of the Week on Nov. 1 (3-0-0 record, 0.76 GAA, .968 SV%)... Named one of Finland's three best players at the 2010 World Championships after ranking sixth in the tournament in goals-against average (1.68) and 10th in save percentage (.929). **PLAYOFFS:** Won his playoff debut in Game One of the WCQ vs. Chicago, stopping 25-of-26 shots to record the first road win in the franchise's playoff history... Stopped 82 of the first 86 shots he saw in the WCQ vs. Chicago, including 64-of-66 shots at even strength.

**2008-09:** Tied for fourth among NHL goaltenders in shutouts with a franchise record (7)... Ranked sixth among league netminders in goals-against average (2.38) and tied for ninth in save percentage (.917)... Finished fourth in voting for the Calder Trophy... Became the eighth rookie goalie to win 29-or-more games in a season... Second rookie goaltender in the NHL's modern era (joining Tony Esposito in 1969-70, four shutouts) to record three 1-0 shutouts in a season... Finished second in the league in shootout save percentage (.792, 19-of-24 attempts stopped), posting a 5-2 record... Posted an 18-1-2 record when receiving three or more

goals in offensive support... Named February Rookie of the Month after tying for first in the NHL in wins during the period (9-2-1 record, 1.72 GAA, .944 SV%)... The eighth player in franchise history to appear in the YoungStars Game during 2009 All-Star Weekend... The first rookie netminder to record three shutouts in a single month (December) since Martin Biron (BUF) in January 2000... Earned NHL First Star of the Week honors for the week of Dec. 7 after posting two shutouts and allowing only two goals on 83 shots in three starts (3-0-0 record). Neither goal was allowed at even strength... Started six of Finland's seven games at the 2009 World Championships in Switzerland... Voted one of Finland's three best players of the tournament... Ranked third at the World Championships in goals-against average (1.93) and sixth in save percentage (.926).

**2007-08:** Recalled from Milwaukee (AHL) by Nashville on March 22, and appeared in his third career NHL game in the regular-season finale on April 4 at Chicago... Led the AHL in wins (36), appearances (65) and minutes played (3,840)... The victory total tied an Admirals franchise record... Also ranked second in the league in saves (1,563), shots against (1,721) and tied for fourth in shutouts (5)... Played for the PlanetUSA All-Stars at the 2008 AHL All-Star Classic... Claimed the RBK XPulse Top Goaltender Award at the 2008 CCM All-Star Skills Competition... Won nine consecutive starts from March 1-April 11 with a 1.79 goals-against average and a .932 save percentage.

**2006-07:** Tied for sixth in the AHL in both goals-against average (2.34) and save percentage (.920)... Returned to action on Jan. 19 after undergoing preseason shoulder surgery.

**2005-06:** Posted a win in his first NHL start on Dec. 15 vs. Chicago... Recalled to Nashville twice in 2005-06 (Dec. 14-18 and April 3-May 1)... Backstopped Milwaukee (AHL) to the 2006 AHL Calder Cup Finals, earning 10 postseason wins while posting three playoff shutouts... Tied for second in the AHL in wins (30)... Tied for fourth in the AHL in appearances (51) and fifth in minutes (2,960)... Posted a 5-2 record in AHL shutouts.

**CAREER NOTES/AMATEUR:** Helped Karpat Oulu capture Finnish Elite League championships in 2004 and 2005. Formed Karpat's goaltending tandem with current Minnesota Wild goalie Niklas Backstrom for both of those teams... Appeared in eight games with Hokki Kajaani (Finland-2) in 2003-04.

**BACKGROUND:** Nickname: "Peks"... Hobbies include tennis and reading... Favorites include Rambo (movie hero), Neil Young and the Red Hot Chili Peppers (musicians), Samurai Sushi (Nashville Restaurant) and Greece (vacation destination)... Most memorable hockey moments include winning a pair of Finnish League titles (2004-05) and playing in the Calder Cup Finals (2006)... His favorite player growing up was Patrick Roy... If he could trade places with one person for a day, it would be the President of Finland... Has two sisters, including his twin... Had his jersey taken aboard the Space Shuttle Discovery on Mission STS-133 on Feb. 24, 2011 as a personal item of Col. Tim Kopra.

**TRANSACTIONS:** **June 27, 2004** - Nashville's tenth choice, 258th overall (eighth round), in the 2004 NHL Entry Draft.





# PEKKA RINNE



## SHUTOUTS

| No | Date     | Saves | Score                           |
|----|----------|-------|---------------------------------|
| 1  | 12/1/08  | 30    | NASHVILLE 2 at Buffalo 0        |
| 2  | 12/6/08  | 32    | Minnesota 0 at NASHVILLE 1      |
| 3  | 12/20/08 | 23    | N.Y. Islanders 0 at NASHVILLE 1 |
| 4  | 1/13/09  | 17    | NASHVILLE 2 at Toronto 0        |
| 5  | 2/21/09  | 30    | NASHVILLE 1 at St. Louis 0 (OT) |
| 6  | 2/28/09  | 30    | Detroit 0 at NASHVILLE 8        |
| 7  | 3/14/09  | 18    | NASHVILLE 2 at Phoenix 0        |
| 8  | 10/29/09 | 22    | Chicago 0 at NASHVILLE 2        |
| 9  | 11/14/09 | 20    | Montreal 0 at NASHVILLE 2       |
| 10 | 2/2/10   | 26    | PHOENIX 1 at Nashville 0 (SO)   |
| 11 | 3/12/10  | 31    | NASHVILLE 1 at Anaheim 0        |
| 12 | 3/18/10  | 17    | Minnesota 0 at NASHVILLE 5      |
| 13 | 3/20/10  | 33    | Columbus 0 at NASHVILLE 1       |
| 14 | 3/27/10  | 38    | DETROIT 1 at Nashville 0 (SO)   |
| 15 | 10/23/10 | 30    | NASHVILLE 1 at Dallas 0         |
| 16 | 11/18/10 | 30    | NASHVILLE 3 at Montreal 0       |
| 17 | 11/30/10 | 33    | Phoenix 0 at NASHVILLE 3        |
| 18 | 2/5/11   | 35    | Detroit 0 at NASHVILLE 3        |
| 19 | 3/3/11   | 29    | NASHVILLE 3 at Vancouver 0      |
| 20 | 3/10/11  | 19    | Minnesota 0 at NASHVILLE 4      |

## SHOOTOUTS

| Year          | G        | A        | PTS      | PIM       | SA          | GA         | SV%         | W         | L        | SA         | GA        | SV%         |
|---------------|----------|----------|----------|-----------|-------------|------------|-------------|-----------|----------|------------|-----------|-------------|
| 2005-06       | 0        | 0        | 0        | 0         | 40          | 4          | .900        | 0         | 0        | 0          | 0         | .000        |
| 2007-08       | 0        | 0        | 0        | 0         | 8           | 0          | 1.000       | 0         | 0        | 0          | 0         | .000        |
| 2008-09       | 0        | 1        | 1        | 6         | 1435        | 119        | .917        | 5         | 2        | 24         | 5         | .792        |
| 2009-10       | 0        | 0        | 0        | 2         | 1541        | 137        | .911        | 6         | 3        | 45         | 11        | .756        |
| 2010-11       | 0        | 0        | 0        | 12        | 1905        | 134        | .930        | 6         | 4        | 34         | 7         | .794        |
| <b>TOTALS</b> | <b>0</b> | <b>1</b> | <b>1</b> | <b>20</b> | <b>4929</b> | <b>394</b> | <b>.920</b> | <b>17</b> | <b>9</b> | <b>103</b> | <b>23</b> | <b>.777</b> |



## INTERNATIONAL RECORD

Finland

| Year | Event | GP | W | L | OT | GAA  | SV%  |
|------|-------|----|---|---|----|------|------|
| 2009 | WC    | 6  | 4 | 2 | 0  | 1.93 | .926 |
| 2010 | WC    | 4  | 2 | 2 | 0  | 1.68 | .929 |

## CAREER RECORD

| CAREER RECORD        |             |             | Regular Season |    |    |     |       |     |    |      | Playoffs |    |    |       |    |    |      |  |
|----------------------|-------------|-------------|----------------|----|----|-----|-------|-----|----|------|----------|----|----|-------|----|----|------|--|
| Season               | Club        | League      | GP             | W  | L  | O/T | Mins. | GA  | SO | Avg. | GP       | W  | L  | Mins. | GA | SO | Avg  |  |
| 2000-01              | Karpat Jr.  | Finland-Jr. | 20             | 9  | 4  | 5   | 1148  | 63  | 0  | 3.29 | --       | -- | -- | --    | -- | -- | --   |  |
| 2001-02              | Karpat Jr.  | Finland-Jr. | 30             | 19 | 7  | 3   | 1724  | 61  | 3  | 2.12 | 3        | 1  | 2  | 184   | 10 | 0  | 3.26 |  |
| 2002-03              | Karpat Jr.  | Finland-Jr. | 25             | 14 | 8  | 3   | 1479  | 48  | 5  | 1.95 | 4        | 1  | 3  | 238   | 7  | 0  | 1.76 |  |
|                      | Karpat Oulu | Finland     | 1              | 0  | 1  | 0   | 60    | 7   | 0  | 7.00 | --       | -- | -- | --    | -- | -- | --   |  |
| 2003-04              | Karpat Oulu | Finland     | 14             | 5  | 4  | 4   | 824   | 41  | 0  | 2.99 | 2        | 1  | 0  | 22    | 0  | 0  | 0.00 |  |
|                      | Hokki       | Finland-2   | 8              | 5  | 2  | 1   | 463   | 16  | 2  | 2.07 | --       | -- | -- | --    | -- | -- | --   |  |
| 2004-05              | Karpat Oulu | Finland     | 10             | 8  | 0  | 1   | 571   | 16  | 0  | 1.68 | --       | -- | -- | --    | -- | -- | --   |  |
| 2005-06              | Milwaukee   | AHL         | 51             | 30 | 18 | 2   | 2960  | 139 | 2  | 2.82 | 14       | 10 | 4  | 734   | 35 | 3  | 2.86 |  |
|                      | Nashville   | NHL         | 2              | 1  | 1  | 0   | 63    | 4   | 0  | 3.81 | --       | -- | -- | --    | -- | -- | --   |  |
| 2006-07              | Milwaukee   | AHL         | 29             | 15 | 7  | 6   | 1670  | 65  | 3  | 2.34 | 4        | 0  | 4  | 247   | 12 | 0  | 2.91 |  |
| 2007-08              | Milwaukee   | AHL         | 65             | 36 | 24 | 3   | 3840  | 158 | 5  | 2.47 | 6        | 2  | 4  | 358   | 15 | 1  | 2.51 |  |
|                      | Nashville   | NHL         | 1              | 0  | 0  | 0   | 29    | 0   | 0  | 0.00 | --       | -- | -- | --    | -- | -- | --   |  |
| 2008-09              | Nashville   | NHL         | 52             | 29 | 15 | 4   | 2999  | 119 | 7  | 2.38 | --       | -- | -- | --    | -- | -- | --   |  |
| 2009-10              | Nashville   | NHL         | 58             | 32 | 16 | 5   | 3246  | 137 | 7  | 2.53 | 6        | 2  | 4  | 358   | 16 | 0  | 2.68 |  |
| 2010-11              | Nashville   | NHL         | 64             | 33 | 22 | 9   | 3789  | 134 | 6  | 2.12 | 12       | 6  | 6  | 748   | 32 | 0  | 2.57 |  |
| NHL/PREDATORS TOTALS |             |             | 177            | 95 | 54 | 18  | 10126 | 394 | 20 | 2.33 | 18       | 8  | 10 | 1106  | 48 | 0  | 2.60 |  |

## CAREER HIGHLIGHTS

### LONGEST WIN STREAK:

6 - three times, last Nov. 12-21, 2009

### MOST SHOTS FACED, GAME:

50 - twice, last (48 saves) Feb. 15, 2011 vs. San Jose

### FIRST NHL GAME:

Dec. 15, 2005 vs. Chicago

### FIRST NHL WIN:

Dec. 15, 2005 vs. Chicago

### FIRST NHL SHUTOUT:

Dec. 1, 2008 at Buffalo

### FIRST GAME AS A PREDATOR:

Dec. 15, 2005 vs. Chicago

### FIRST SHUTOUT AS A PREDATOR:

Dec. 1, 2008 at Buffalo







# TYLER SLOAN

**TYLER SLOAN**  
(TIGH-luhr SLOHN)  
Defense

**SHOOTS:** Left  
**HEIGHT:** 6-4  
**WEIGHT:** 214  
**DOB:** March 15, 1981  
**BIRTHPLACE:** Calgary, Alberta  
**HOMETOWN:** Calgary, Alberta

## ACQUIRED

**July 29, 2011** - Signed as a free agent by Nashville.

## VERSUS THE NHL

|      | GP | G | A | PTS | PIM |
|------|----|---|---|-----|-----|
| ANA  | 2  | 0 | 0 | 0   | 2   |
| BOS  | 6  | 1 | 0 | 1   | 2   |
| BUF  | 8  | 0 | 0 | 0   | 4   |
| CGY  | 1  | 0 | 0 | 0   | 2   |
| CAR  | 6  | 0 | 0 | 0   | 2   |
| CHI  | 0  | 0 | 0 | 0   | 0   |
| COL  | 0  | 0 | 0 | 0   | 0   |
| CBJ  | 4  | 0 | 1 | 1   | 4   |
| DAL  | 1  | 1 | 0 | 1   | 0   |
| DET  | 3  | 0 | 0 | 0   | 0   |
| EDM  | 1  | 0 | 1 | 1   | 0   |
| FLA  | 8  | 1 | 1 | 2   | 6   |
| L.A. | 1  | 0 | 0 | 0   | 0   |
| MIN  | 3  | 0 | 0 | 0   | 2   |
| MTL  | 5  | 0 | 1 | 1   | 8   |
| NSH  | 3  | 0 | 0 | 0   | 0   |
| N.J. | 6  | 1 | 1 | 2   | 0   |
| NYI  | 4  | 0 | 0 | 0   | 0   |
| NYR  | 5  | 0 | 2 | 2   | 2   |
| OTT  | 4  | 0 | 0 | 0   | 0   |
| PHI  | 5  | 0 | 1 | 1   | 8   |
| PHX  | 2  | 0 | 0 | 0   | 0   |
| PIT  | 4  | 0 | 0 | 0   | 0   |
| STL  | 0  | 0 | 0 | 0   | 0   |
| S.J. | 3  | 0 | 1 | 1   | 2   |
| T.B. | 5  | 0 | 0 | 0   | 2   |
| TOR  | 2  | 0 | 0 | 0   | 0   |
| VAN  | 0  | 0 | 0 | 0   | 0   |
| WSH  | 0  | 0 | 0 | 0   | 0   |
| WPg  | 7  | 0 | 4 | 4   | 4   |

**2010-11:** Set a career high in assists (5) and tied a career high in points (6)... Spent the entire regular season and playoffs on the Capitals roster with the exception of two conditioning stints with Hershey (AHL) in January... Notched five (1g-4a) of his six points in 14 home games... Posted five points (1g-4a) in nine November outings... Posted his first career two-point performance on Nov. 14 vs. Atlanta... Collected points in three consecutive games for the first time in his career Nov. 5-9.

**CAREER NOTES:** Split time at forward and defense with Washington in 2009-10... Also spent two games with Hershey (AHL) in 2009-10 during a weekend conditioning stint Feb. 27-28, 2010... Recalled by Washington on five occasions during the regular season and once in the playoffs during the 2008-09 season... Made his NHL debut in his hometown of Calgary on Oct. 21, 2008 then scored his first career goal in a 6-5 OT win at Dallas two games later... Notched his first career assist on a goal by Alexander Ovechkin on Nov. 15, 2008 at New Jersey... Registered an assist in his NHL Playoff debut in Game Two of the ECS vs. Pittsburgh on May 4, 2009... Recorded a League-leading +15 rating en route to a Calder Cup Championship with Hershey in 2009... Ranked third on the 2007-08 Hershey Bears in penalty minutes (90)... Was on the Capitals postseason roster during the 2008 Stanley Cup Playoffs... Tied for fourth on the team in games played (68) and sixth in penalty minutes (104) during his first full season with Hershey in 2006-07... Ranked second among Bears defensemen in playoff points (0g-7a) during the team's run to the 2007 Calder Cup Finals... Spent the majority of the 2005-06 campaign with Las Vegas (ECHL), ranking third on the Wranglers in postseason penalty minutes (27)... Loaned to Manitoba (AHL) in February 2006, and to Hershey during its Calder Cup Playoffs Eastern Conference Finals series against Portland... Led Dayton (ECHL) defensemen in goals (6) and points (17) in 2004-05... Played his first full AHL season with Syracuse in 2003-04 after splitting his first professional season between the Syracuse Crunch and the Dayton Bombers in 2002-03.

**AMATEUR:** Ranked second among Kamloops Blazers defensemen in points (3g-29a-32pts) during the 2001-02 season... Ranked eighth in the WHL in plus/minus rating (+29) in 2001-02... Ranked second among WHL rookie defensemen in assists (28), and fourth in points (33) in 2000-01... Tied for sixth among all rookies in plus/minus rating (+13) with Kamloops in 2000-01.

**BACKGROUND:** Supports the Tara Sloan Memorial Fund and Garth Brooks Teammates for Kids... Hobbies include music, golf, running and tennis... Favorite athlete is Rafael Nadal... Best hockey memories are the entire 2008-09 season, including his first NHL game and winning the Calder Cup.

**TRANSACTIONS:** **July 29, 2011** - Signed as a free agent by Nashville... **July 2, 2008** - Signed as a free agent by Washington... **Sept. 24, 2000** - Signed as a free agent by Columbus.



## CAREER HIGHLIGHTS

**MOST GOALS, GAME:**  
1 - four times, last Nov. 5, 2010 vs. Boston

**MOST ASSISTS, GAME:**  
2 - Nov. 14, 2010 vs. Atlanta

**MOST POINTS, GAME:**  
2 - (2a) Nov. 14, 2010 vs. Atlanta

**MOST PIM, GAME:**  
4 - Jan. 17, 2010 vs. Philadelphia

**MOST SHOTS, GAME:**  
3 - Nov. 4, 2009 at New Jersey

**LONGEST GOAL-SCORING STREAK:**  
2 - (2g) Nov. 4-6, 2009

**LONGEST ASSIST STREAK:**  
2 - (2a) Nov. 7-9, 2010

**LONGEST POINT-SCORING STREAK:**  
3 - (1g-2a) Nov. 5-9, 2010

**CAREER HAT TRICKS:**  
None

**CAREER PENALTY SHOTS:**  
None

**CAREER OVERTIME POINTS:**  
1 (1a)

**FIRST NHL GAME:**  
Oct. 21, 2008 at Calgary

**FIRST NHL GOAL:**  
Oct. 25, 2008 at Dallas (Marty Turco)

**FIRST GAME AS A PREDATOR:**  
None

**FIRST GOAL AS A PREDATOR:**  
None

## CAREER RECORD

| CAREER RECORD        |            | Regular Season |    |    |    |     |     | Playoffs |    |    |     |     |  |
|----------------------|------------|----------------|----|----|----|-----|-----|----------|----|----|-----|-----|--|
| SEASON               | CLUB       | LEAGUE         | GP | G  | A  | PTS | PIM | GP       | G  | A  | PTS | PIM |  |
| 2000-01              | Kamloops   | WHL            | 70 | 5  | 28 | 33  | 146 | 4        | 0  | 0  | 0   | 4   |  |
| 2001-02              | Kamloops   | WHL            | 70 | 3  | 29 | 32  | 89  | 4        | 0  | 0  | 0   | 15  |  |
| 2002-03              | Syracuse   | AHL            | 2  | 0  | 0  | 0   | 5   | --       | -- | -- | --  | --  |  |
|                      | Dayton     | ECHL           | 14 | 1  | 2  | 3   | 22  | --       | -- | -- | --  | --  |  |
| 2003-04              | Syracuse   | AHL            | 39 | 2  | 1  | 3   | 46  | --       | -- | -- | --  | --  |  |
|                      | Syracuse   | AHL            | 69 | 2  | 4  | 6   | 50  | 7        | 0  | 0  | 0   | 8   |  |
| 2004-05              | Dayton     | ECHL           | 43 | 6  | 11 | 17  | 84  | --       | -- | -- | --  | --  |  |
| 2005-06              | Syracuse   | AHL            | 14 | 0  | 2  | 2   | 18  | --       | -- | -- | --  | --  |  |
|                      | Las Vegas  | ECHL           | 48 | 4  | 16 | 20  | 71  | 13       | 0  | 4  | 4   | 27  |  |
|                      | Manitoba   | AHL            | 4  | 0  | 0  | 0   | 0   | --       | -- | -- | --  | --  |  |
|                      | Hershey    | AHL            | -- | -- | -- | --  | --  | 2        | 0  | 1  | 1   | 2   |  |
| 2006-07              | Hershey    | AHL            | 68 | 2  | 9  | 11  | 104 | 17       | 0  | 7  | 7   | 30  |  |
| 2007-08              | Hershey    | AHL            | 56 | 1  | 7  | 8   | 90  | 5        | 0  | 0  | 0   | 8   |  |
| 2008-09              | Hershey    | AHL            | 46 | 2  | 10 | 12  | 61  | 16       | 0  | 5  | 5   | 14  |  |
|                      | Washington | NHL            | 26 | 1  | 4  | 5   | 14  | 2        | 0  | 1  | 1   | 0   |  |
| 2009-10              | Washington | NHL            | 40 | 2  | 4  | 6   | 22  | 2        | 0  | 0  | 0   | 0   |  |
| 2010-11              | Hershey    | AHL            | 2  | 0  | 1  | 1   | 0   | --       | -- | -- | --  | --  |  |
|                      | Washington | NHL            | 33 | 1  | 5  | 6   | 14  | --       | -- | -- | --  | --  |  |
|                      | Hershey    | AHL            | 6  | 0  | 2  | 2   | 6   | --       | -- | -- | --  | --  |  |
| NHL/PREDATORS TOTALS |            |                | 99 | 4  | 13 | 17  | 50  | 4        | 0  | 1  | 1   | 0   |  |

## STATISTICAL BREAKDOWN

| Statistical Breakdown |      |    |    |    |    |       |     |    |    |      |       |     | Shootouts |   |   |      |     |
|-----------------------|------|----|----|----|----|-------|-----|----|----|------|-------|-----|-----------|---|---|------|-----|
| Year                  | Team | PP | SH | GW | S  | %     | +/- | TF | FW | F%   | Min   | H   | BS        | S | G | S%   | GDG |
| 2008-09               | WSH  | 0  | 0  | 0  | 8  | 12.5% | 4   | 0  | 0  | 0.0% | 16:38 | 33  | 50        | 0 | 0 | .000 | 0   |
| 2009-10               | WSH  | 0  | 0  | 0  | 34 | 5.9%  | -1  | 0  | 0  | 0.0% | 14:14 | 56  | 52        | 0 | 0 | .000 | 0   |
| 2010-11               | WSH  | 0  | 0  | 0  | 12 | 8.3%  | -6  | 0  | 0  | 0.0% | 12:30 | 30  | 32        | 0 | 0 | .000 | 0   |
| TOTALS                |      | 0  | 0  | 0  | 54 | 7.4%  | -3  | 0  | 0  | 0.0% | 14:17 | 119 | 134       | 0 | 0 | .000 | 0   |

# JERRED SMITHSON



**JERRED SMITHSON**  
(JEHR-rehd SMITHH-suhn)  
Center

**SHOOTS:** Right  
**HEIGHT:** 6-3  
**WEIGHT:** 209  
**DOB:** February 4, 1979  
**BIRTHPLACE:** Vernon, British Columbia  
**HOMETOWN:** Vernon, British Columbia

**ACQUIRED**  
**July 22, 2004** - Signed as a free agent by Nashville.

| VERSUS THE NHL |    |   |     |     | WITH PREDATORS |    |    |     |     |
|----------------|----|---|-----|-----|----------------|----|----|-----|-----|
| GP             | G  | A | PTS | PIM | GP             | G  | A  | PTS | PIM |
| ANA            | 20 | 2 | 1   | 3   | 9              | 2  | 1  | 3   | 9   |
| BOS            | 6  | 2 | 1   | 3   | 0              | 2  | 1  | 3   | 0   |
| BUF            | 5  | 0 | 0   | 0   | 0              | 5  | 0  | 0   | 0   |
| CGY            | 24 | 2 | 5   | 7   | 26             | 22 | 2  | 5   | 7   |
| CAR            | 6  | 1 | 0   | 1   | 0              | 5  | 1  | 0   | 1   |
| CHI            | 38 | 3 | 2   | 5   | 14             | 36 | 3  | 2   | 5   |
| COL            | 24 | 0 | 2   | 2   | 6              | 21 | 0  | 2   | 2   |
| CBJ            | 38 | 3 | 7   | 10  | 29             | 37 | 3  | 7   | 10  |
| DAL            | 27 | 0 | 5   | 5   | 18             | 24 | 0  | 4   | 4   |
| DET            | 43 | 2 | 5   | 7   | 20             | 42 | 2  | 5   | 7   |
| EDM            | 22 | 2 | 2   | 4   | 33             | 21 | 2  | 2   | 4   |
| FLA            | 8  | 1 | 1   | 2   | 6              | 8  | 1  | 1   | 2   |
| L.A.           | 22 | 3 | 2   | 5   | 18             | 22 | 3  | 2   | 5   |
| MIN            | 22 | 3 | 2   | 5   | 18             | 22 | 3  | 2   | 5   |
| MTL            | 5  | 0 | 2   | 2   | 0              | 4  | 0  | 1   | 1   |
| NSH            | 1  | 0 | 0   | 0   | 0              | -- | -- | --  | --  |
| N.J.           | 5  | 0 | 0   | 0   | 6              | 5  | 0  | 0   | 6   |
| NYI            | 5  | 1 | 1   | 2   | 2              | 5  | 1  | 1   | 2   |
| NYR            | 5  | 1 | 0   | 1   | 2              | 5  | 1  | 0   | 1   |
| OTT            | 4  | 0 | 0   | 0   | 14             | 4  | 0  | 0   | 14  |
| PHI            | 6  | 1 | 0   | 1   | 2              | 5  | 1  | 0   | 1   |
| PHX            | 21 | 0 | 1   | 1   | 16             | 20 | 0  | 1   | 1   |
| PIT            | 4  | 1 | 0   | 1   | 0              | 4  | 1  | 0   | 1   |
| STL            | 38 | 2 | 3   | 5   | 12             | 36 | 2  | 3   | 5   |
| S.J.           | 21 | 1 | 2   | 3   | 6              | 21 | 1  | 2   | 3   |
| T.B.           | 7  | 1 | 1   | 2   | 11             | 5  | 1  | 1   | 2   |
| TOR            | 4  | 0 | 0   | 0   | 4              | 4  | 0  | 0   | 4   |
| VAN            | 25 | 1 | 3   | 4   | 23             | 23 | 1  | 2   | 3   |
| WSH            | 8  | 0 | 0   | 0   | 4              | 6  | 0  | 0   | 4   |
| WPG            | 10 | 2 | 2   | 4   | 7              | 8  | 2  | 2   | 4   |

**2009-10:** Set a career high in goals (9)... Scored a team-high two of the team's five shorthanded goals, moving into fifth on the franchise's all-time shorthanded points list (5g-4a), and into a tie for sixth on the man-down goals list... Led club forwards in average shorthanded ice time (2:12) and hits (84)... Led the team, and ranked among the League's Top 20, in face-off efficiency (301-548, 54.9%, minimum 500 draws)... Paced Nashville skaters in shooting percentage (16.7%)... Tied a career high in penalty minutes (54)... Missed 13 games due to injury. **PLAYOFFS:** Appeared in all six of the team's contests... Scored his first career playoff goal into an empty net in Game One... Led the team in face-off winning percentage (30-48, 62.5%).

**2008-09:** One of five Predators to play in a career-high 82 games... Also notched a career high in shots (74)... Tied a personal best in assists (9)... Collected 10 (3g-7a) of his 13 points on home ice... Ranked second among Nashville forwards in blocked shots (50)... Played in his 300th career NHL game on Feb. 19 vs. St. Louis.

**2007-08:** Established a career high in points (16)... Tied a personal best in assists (9)... Was one of just two Nashville skaters to appear in a team-high 81 games... Registered a point on five of the club's seven shorthanded goals (2g-3a), good for second on the franchise's single-

season shorthanded scoring list... Ranked second on the team in face-off winning percentage (52.1%). **PLAYOFFS:** Appeared in all six of the club's post-season games... Averaged 16:37 per game, a 4:30 increase from his regular-season total... Ranked second on the club in average shorthanded time on ice (3:43).

**2006-07:** Led Nashville forwards in average shorthanded ice time (3:23)... Ranked second on the club in face-off winning percentage (56.4%)... Scored his first career shorthanded goal on Dec. 7 at Los Angeles. **PLAYOFFS:** Appeared in all five of Nashville's WCQ games vs. San Jose... Ranked second on the Predators in face-off winning percentage (55.6%).

**2005-06:** Posted career-highs in assists (9) and penalty minutes (54). Prior to the 2005-06 season, he had totaled three assists in 30 career NHL games... Tied for third on the club with a career-high +9 rating... His first NHL goal was the game-winner on Dec. 1 vs. Minnesota... Opened the year with Milwaukee (AHL) and was recalled to Nashville on Nov. 7 for the rest of the season. **PLAYOFFS:** Appeared in three of Nashville's five playoff games... Made his NHL playoff debut on April 21 vs. San Jose.

**CAREER NOTES:** Tied for the Milwaukee Admirals (AHL) team lead in games played (80) in 2004-05... Won 64% (55-86) of his draws in eight games with Los Angeles in 2003-04... Led Manchester (AHL) with a +16 rating in 2002-03... Finished second on Manchester with 78 games played in 2001-02... Limited by injury to 24 AHL games and three ECHL tilts in his first pro season (2000-01).

**AMATEUR:** Played five WHL seasons (1995-2000) with Calgary, registering 47 goals and 64 assists (47g-64a-110pts) in 319 games... Helped the Hitmen capture the WHL championship in 1998-99.

**BACKGROUND:** Nickname: "Smitty" or "Smithers"... Spends his summers in Vernon, B.C... Active in the Garth Brooks Teammates for Kids Foundation, and the Boys and Girls Club... Has an English Bulldog named Reggie... Favorites include Red Hot Chili Peppers and Our Lady Peace (musicians), Ken's Sushi (Nashville Restaurant) and Safeco Field in Seattle (sports facility)... Considers himself an Ultimate Fighting Championships super fan... Favorite players growing up were Doug Gilmour and Keith Primeau... Would choose Christopher Mintz-Plasse or Macaulay Culkin to play him in his life story.

**TRANSACTIONS:** **July 22, 2004** - Signed as a free agent by Nashville... **Feb. 18, 2000** - Signed as a free agent by Los Angeles.



## CAREER RECORD

|                  |             | Regular Season |     |    |    |     | Playoffs |    |    |    |     |
|------------------|-------------|----------------|-----|----|----|-----|----------|----|----|----|-----|
| SEASON           | CLUB        | LEAGUE         | GP  | G  | A  | PTS | PIM      | GP | G  | A  | PTS |
| 1994-95          | Vernon      | BCAHL          | 64  | 39 | 46 | 85  | 120      | -- | -- | -- | --  |
| 1995-96          | Calgary     | WHL            | 60  | 4  | 2  | 6   | 16       | -- | -- | -- | --  |
| 1996-97          | Calgary     | WHL            | 65  | 3  | 6  | 9   | 49       | -- | -- | -- | --  |
| 1997-98          | Calgary     | WHL            | 65  | 12 | 9  | 21  | 65       | 18 | 0  | 2  | 2   |
| 1998-99          | Calgary     | WHL            | 63  | 14 | 22 | 36  | 108      | 21 | 3  | 7  | 10  |
| 1999-00          | Calgary     | WHL            | 66  | 14 | 25 | 39  | 111      | 10 | 1  | 1  | 2   |
| 2000-01          | Lowell      | AHL            | 24  | 1  | 1  | 2   | 10       | 4  | 0  | 0  | 0   |
|                  | Trenton     | ECHL           | 3   | 0  | 1  | 1   | 2        | -- | -- | -- | --  |
| 2001-02          | Manchester  | AHL            | 78  | 5  | 13 | 18  | 45       | 5  | 0  | 1  | 1   |
| 2002-03          | Los Angeles | NHL            | 22  | 0  | 2  | 2   | 21       | -- | -- | -- | --  |
|                  | Manchester  | AHL            | 38  | 4  | 21 | 25  | 60       | 3  | 0  | 0  | 0   |
| 2003-04          | Los Angeles | NHL            | 8   | 0  | 1  | 1   | 4        | -- | -- | -- | --  |
|                  | Manchester  | AHL            | 66  | 7  | 13 | 20  | 51       | 6  | 0  | 1  | 1   |
| 2004-05          | Milwaukee   | AHL            | 80  | 11 | 11 | 22  | 92       | 5  | 0  | 0  | 0   |
| 2005-06          | Milwaukee   | AHL            | 8   | 0  | 0  | 0   | 12       | -- | -- | -- | --  |
|                  | Nashville   | NHL            | 66  | 5  | 9  | 14  | 54       | 3  | 0  | 0  | 0   |
| 2006-07          | Nashville   | NHL            | 64  | 5  | 7  | 12  | 42       | 5  | 0  | 0  | 0   |
| 2007-08          | Nashville   | NHL            | 81  | 7  | 9  | 16  | 50       | 6  | 0  | 0  | 0   |
| 2008-09          | Nashville   | NHL            | 82  | 4  | 9  | 13  | 49       | -- | -- | -- | --  |
| 2009-10          | Nashville   | NHL            | 69  | 9  | 4  | 13  | 54       | 6  | 1  | 0  | 1   |
| 2010-11          | Nashville   | NHL            | 82  | 5  | 8  | 13  | 34       | 11 | 1  | 1  | 2   |
| NHL TOTALS       |             |                | 474 | 35 | 49 | 84  | 308      | 31 | 2  | 1  | 3   |
| PREDATORS TOTALS |             |                | 444 | 35 | 46 | 81  | 283      | 31 | 2  | 1  | 3   |

## STATISTICAL BREAKDOWN

| YEAR    | TEAM | PP | SH | GW | S   | %     | +/- | TF   | FW   | F%    | MIN   | H   | BS  | S  | G  | %    | GDG |
|---------|------|----|----|----|-----|-------|-----|------|------|-------|-------|-----|-----|----|----|------|-----|
| 2002-03 | LA   | 0  | 0  | 0  | 9   | 0.0%  | -5  | 175  | 84   | 48.0% | 8:49  | 31  | 3   | -- | -- | --   | --  |
| 2003-04 | LA   | 0  | 0  | 0  | 2   | 0.0%  | 0   | 86   | 55   | 64.0% | 10:38 | --  | --  | -- | -- | --   | --  |
| 2005-06 | NSH  | 0  | 0  | 1  | 50  | 10.0% | 9   | 613  | 333  | 54.3% | 11:50 | 73  | 57  | 0  | 0  | .000 | 0   |
| 2006-07 | NSH  | 1  | 1  | 2  | 47  | 10.6% | -8  | 420  | 237  | 56.4% | 11:02 | 72  | 43  | 0  | 0  | .000 | 0   |
| 2007-08 | NSH  | 0  | 2  | 2  | 61  | 11.5% | -9  | 572  | 298  | 52.1% | 12:04 | 128 | 44  | 0  | 0  | .000 | 0   |
| 2008-09 | NSH  | 0  | 0  | 0  | 74  | 5.4%  | -6  | 722  | 380  | 52.6% | 13:50 | 140 | 50  | 0  | 0  | .000 | 0   |
| 2009-10 | NSH  | 0  | 2  | 1  | 54  | 16.7% | -4  | 548  | 301  | 54.9% | 13:58 | 84  | 41  | 0  | 0  | .000 | 0   |
| 2010-11 | NSH  | 0  | 0  | 0  | 73  | 6.8%  | -6  | 1006 | 578  | 57.5% | 14:50 | 162 | 64  | 0  | 0  | .000 | 0   |
| TOTALS  |      | 1  | 5  | 6  | 370 | 9.5%  | -29 | 4142 | 2266 | 54.7% | 12:47 | 690 | 302 | 0  | 0  | .000 | 0   |

## CAREER HIGHLIGHTS

**MOST GOALS, GAME:**  
2 - Jan. 13, 2007 at Columbus

**MOST ASSISTS, GAME:**  
3 - Jan. 21, 2006 vs. Columbus

**MOST POINTS, GAME:**  
3 - (3a) Jan. 21, 2006 vs. Columbus

**MOST PIM, GAME:**  
17 - March 4, 2008 at Edmonton

**MOST SHOTS, GAME:**  
4 - five times, last Dec. 5, 2009 vs. Minnesota

**LONGEST GOAL-SCORING STREAK:**  
2 - three times, last (2g) Dec. 15-17, 2009

**LONGEST ASSIST STREAK:**  
2 - (2a) April 5-8, 2011

**LONGEST POINT-SCORING STREAK:**  
3 - (1g-2a) Dec. 15-19, 2009

**CAREER HAT TRICKS:**  
None

**CAREER PENALTY SHOTS:**  
None

**CAREER OVERTIME POINTS:**  
None

**FIRST NHL GAME:**  
Dec. 29, 2002 at Colorado

**FIRST NHL GOAL:**  
Dec. 1, 2005 vs. Minnesota (Dwayne Roloson)

**FIRST GAME AS A PREDATOR:**  
Nov. 8, 2005 vs. Edmonton

**FIRST GOAL AS A PREDATOR:**  
Dec. 1, 2005 vs. Minnesota (Dwayne Roloson)



# NICK SPALING



**NICK SPALING**  
(NIHK SPAW-lihng)  
Center

**SHOOTS:** Left  
**HEIGHT:** 6-1  
**WEIGHT:** 198  
**DOB:** September 19, 1988  
**BIRTHPLACE:** Palmerston, Ontario  
**HOMETOWN:** Drayton, Ontario

## ACQUIRED

**June 23, 2008** - Nashville's third choice, 58th overall (second round), in 2007 Entry Draft.

## VERSUS THE NHL

|      | GP | G  | A  | PTS | PIM |
|------|----|----|----|-----|-----|
| ANA  | 5  | 1  | 2  | 3   | 2   |
| BOS  | 1  | 0  | 0  | 0   | 0   |
| BUF  | 1  | 0  | 0  | 0   | 0   |
| CGY  | 7  | 0  | 0  | 0   | 6   |
| CAR  | 3  | 0  | 0  | 0   | 0   |
| CHI  | 6  | 0  | 1  | 1   | 0   |
| COL  | 5  | 0  | 0  | 0   | 0   |
| CBJ  | 8  | 1  | 1  | 2   | 0   |
| DAL  | 5  | 0  | 0  | 0   | 2   |
| DET  | 9  | 0  | 1  | 1   | 2   |
| EDM  | 6  | 0  | 0  | 0   | 0   |
| FLA  | 3  | 0  | 0  | 0   | 0   |
| LA   | 5  | 0  | 0  | 0   | 2   |
| MIN  | 4  | 4  | 0  | 4   | 2   |
| MTL  | 0  | 0  | 0  | 0   | 0   |
| NSH  | -- | -- | -- | --  | --  |
| N.J. | 1  | 0  | 0  | 0   | 0   |
| NYI  | 1  | 1  | 0  | 1   | 0   |
| NYR  | 1  | 0  | 0  | 0   | 0   |
| OTT  | 1  | 0  | 0  | 0   | 0   |
| PHI  | 1  | 0  | 0  | 0   | 0   |
| PHX  | 6  | 0  | 0  | 0   | 2   |
| PIT  | 1  | 0  | 0  | 0   | 2   |
| STL  | 7  | 0  | 0  | 0   | 0   |
| S.J. | 3  | 0  | 0  | 0   | 0   |
| T.B. | 2  | 0  | 2  | 2   | 0   |
| TOR  | 1  | 0  | 1  | 1   | 0   |
| VAN  | 6  | 1  | 0  | 1   | 0   |
| WSH  | 0  | 0  | 0  | 0   | 0   |
| WPG  | 3  | 0  | 1  | 1   | 0   |

**2010-11:** Ranked second on the Predators - and 24th among NHL forwards - in average short-handed ice time (2:40)... Nashville posted a 6-0-0 record when he scored a goal and an 11-0-0 record when he notched a point... Posted eight (8g-4a) of his 12 points in 37 home games... Increased his average ice time from his rookie season by 2:52... Put up half his season goal total in two victories over Minnesota, notching two goals each on Jan. 11 and March 10... Started the 2011 calendar year with five points (3g-2a) in six games... His first career goal was a power-play marker on Dec. 13 vs. the New York Islanders... Suited up for his 100th career NHL contest on April 5 vs. Atlanta... Recalled from Milwaukee on Oct. 18 after playing in the Admirals' first four games. **PLAYOFFS:** Tied for fourth on the team in points (2g-4a) and third in plus/minus (+3)... Led Nashville forwards in average shorthanded ice time (2:23)... Set up both of Nashville's overtime goals - Jerred Smithson's in Game Five of the WCO vs. Anaheim and Matt Halischuk's double-OT goal in Game Two of the WCS vs. Vancouver... Scored two goals - including the series-deciding marker - in Game Six of Nashville's WCO series vs. Anaheim.

**2009-10:** Split his second pro season between Nashville (28 games) and Milwaukee (48 games), being recalled on two occasions (Dec. 15 and March 23)... Posted his first career point/assist in his NHL debut on Dec. 15, 2009 vs. Tampa Bay... Notched a plus or even rating in 26-of-28 NHL games... Averaged 1:43 of shorthanded ice time, fifth-highest among rookie forwards... Scored five of his seven goals on the AHL level on the power play in 2009-10, tying for fifth on the Admirals. **PLAYOFFS:** One of three rookies on Nashville's postseason roster... Suited up for all six playoff games.

**2008-09:** Tied for fourth on Milwaukee (AHL) in points (35) and tied fifth on the Admirals in assists (23) during his first professional season... Ranked second on the Admirals in games played (79)... Tied for the team lead in shootout goals (4) and shootout attempts (11)... Suited up for all 11 of Milwaukee's 2009 Calder Cup playoff games.

**AMATEUR:** Helped the Kitchener Rangers win the 2008 OHL Championship and reach the Memorial Cup Finals... Tied for second in assists (6) and tied for third in points (8) at the 2008 Memorial Cup... Ranked third in 2008 OHL playoffs in goals (14) and fifth in points (30)... Tied for the 2008 OHL playoff lead in power-play goals (8)... Scored the game-winning goal in Game Seven of the 2008 OHL Finals series vs. Belleville... Ranked second on Kitchener in goals (38) and third in points (72) in 2007-08 despite missing six weeks with mononucleosis... Also ranked second in the League and led the Rangers in power-play goals (25) in 2007-08... Scored a goal for the Eastern Conference at the 2008 OHL All-Star Classic... Recorded multi-point outings in seven of 11 games in October 2007, including three four-point games (14g-10a)... Ranked third on the 2006-07 Kitchener Rangers with 59 points (23g-36a)... Competed in the 2007 CHL Top Prospects Game... Teammate of fellow Predator Matt Halischuk with Kitchener from 2006-08.

**BACKGROUND:** Nickname "Spals"... Helps put on the Tyler Lopers Memorial Golf Tournament each summer in memory of his cousin who died in 2005 after a long fight with cancer. Nick and Tyler were the same age, and grew up playing hockey and going to school together... Lists his older brother Nathan as the biggest influence on his career. Nathan completed his senior season and served as captain at University of Ontario Institute of Technology in 2010-11... Lists Doug Gilmour as his favorite player growing up and Maurice Richard as the person he would have most like to have met.

**TRANSACTIONS:** **June 23, 2008** - Nashville's third choice, 58th overall (second round), in 2007 Entry Draft.



## CAREER HIGHLIGHTS

**MOST GOALS, GAME:**  
2 - twice, last March 10, 2011 vs. Minnesota

**MOST ASSISTS, GAME:**  
1 - nine times, last March 24, 2011 vs. Anaheim

**MOST POINTS, GAME:**  
2 - three times, last (1g-1a) March 24, 2011 vs. Anaheim

**MOST PIM, GAME:**  
6 - Feb. 1, 2011 vs. Calgary

**MOST SHOTS, GAME:**  
5 - March 15, 2011 vs. Los Angeles

**LONGEST GOAL-SCORING STREAK:**  
None

**LONGEST ASSIST STREAK:**  
None

**LONGEST POINT-SCORING STREAK:**  
2 - (1g-1a) Jan. 2-5, 2011

**CAREER HAT TRICKS:**  
None

**CAREER PENALTY SHOTS:**  
None

**CAREER OVERTIME POINTS:**  
None

**FIRST NHL GAME:**  
Dec. 15, 2009 vs. Tampa Bay

**FIRST NHL GOAL:**  
Dec. 13, 2010 vs. NY Islanders (Dwayne Roloson)

**FIRST GAME AS A PREDATOR:**  
Dec. 15, 2009 vs. Tampa Bay

**FIRST GOAL AS A PREDATOR:**  
Dec. 13, 2010 vs. NY Islanders (Dwayne Roloson)


## CAREER RECORD

| SEASON     | CLUB      | LEAGUE | Regular Season |    |    |     |     | Playoffs |    |    |     |     |
|------------|-----------|--------|----------------|----|----|-----|-----|----------|----|----|-----|-----|
|            |           |        | GP             | G  | A  | PTS | PIM | GP       | G  | A  | PTS | PIM |
| 2004-05    | Listowel  | OJHL-B | 61             | 25 | 27 | 52  | 58  | --       | -- | -- | --  | --  |
| 2005-06    | Kitchener | OHL    | 62             | 10 | 15 | 25  | 22  | 5        | 0  | 3  | 3   | 0   |
| 2006-07    | Kitchener | OHL    | 61             | 23 | 36 | 59  | 41  | 9        | 2  | 3  | 5   | 4   |
| 2007-08    | Kitchener | OHL    | 56             | 38 | 34 | 72  | 18  | 25       | 16 | 22 | 38  | 11  |
| 2008-09    | Milwaukee | AHL    | 79             | 12 | 23 | 35  | 28  | 11       | 0  | 3  | 3   | 8   |
| 2009-10    | Milwaukee | AHL    | 48             | 7  | 10 | 17  | 21  | --       | -- | -- | --  | --  |
|            | Nashville | NHL    | 28             | 0  | 3  | 3   | 0   | 6        | 0  | 0  | 0   | 0   |
| 2009-10    | Nashville | NHL    | 74             | 8  | 6  | 14  | 20  | 12       | 2  | 4  | 6   | 0   |
|            | Milwaukee | AHL    | 4              | 1  | 1  | 2   | 2   | --       | -- | -- | --  | --  |
| NHL TOTALS |           |        | 102            | 8  | 9  | 17  | 20  | 18       | 2  | 4  | 6   | 0   |

## STATISTICAL BREAKDOWN

| YEAR    | TEAM | PP | SH | GW | S   | %     | +/- | TF  | FW  | F%    | MIN   | H  | BS | Shootouts |   |      |     |
|---------|------|----|----|----|-----|-------|-----|-----|-----|-------|-------|----|----|-----------|---|------|-----|
|         |      |    |    |    |     |       |     |     |     |       |       |    |    | S         | G | S%   | GDG |
| 2009-10 | NSH  | 0  | 0  | 0  | 26  | 0.0%  | 3   | 95  | 39  | 41.1% | 11:03 | 13 | 9  | 0         | 0 | .000 | 0   |
| 2010-11 | NSH  | 1  | 0  | 2  | 75  | 10.7% | -10 | 497 | 253 | 50.9% | 13:55 | 37 | 33 | 0         | 0 | .000 | 0   |
| TOTALS  |      | 1  | 0  | 2  | 101 | 7.9%  | -7  | 592 | 292 | 49.3% | 13:08 | 50 | 42 | 0         | 0 | .000 | 0   |

# ZACK STORTINI



**ZACK STORTINI**  
(ZAK stohr-TEE-nee)  
Right Wing

**SHOOTS:** Right  
**HEIGHT:** 6-3  
**WEIGHT:** 228  
**DOB:** September 11, 1985  
**BIRTHPLACE:** Eliot Lake, Ontario  
**HOMETOWN:** Eliot Lake, Ontario

**ACQUIRED**  
**July 5, 2011** - Signed as a free agent by Nashville.

## VERSUS THE NHL

|      | GP | G | A | PTS | PIM |
|------|----|---|---|-----|-----|
| ANA  | 12 | 1 | 2 | 3   | 42  |
| BOS  | 2  | 0 | 0 | 0   | 0   |
| BUF  | 3  | 0 | 0 | 0   | 7   |
| CGY  | 20 | 0 | 0 | 0   | 57  |
| CAR  | 2  | 0 | 1 | 1   | 2   |
| CHI  | 15 | 0 | 0 | 0   | 58  |
| COL  | 20 | 0 | 1 | 1   | 56  |
| CBJ  | 12 | 0 | 0 | 0   | 27  |
| DAL  | 12 | 1 | 1 | 2   | 46  |
| DET  | 9  | 2 | 2 | 4   | 9   |
| EDM  | 0  | 0 | 0 | 0   | 0   |
| FLA  | 3  | 0 | 0 | 0   | 0   |
| L.A. | 13 | 0 | 1 | 1   | 17  |
| MIN  | 23 | 1 | 4 | 5   | 52  |
| MTL  | 4  | 1 | 0 | 1   | 7   |
| NSH  | 11 | 3 | 1 | 4   | 27  |
| N.J. | 4  | 0 | 1 | 1   | 12  |
| NYI  | 3  | 0 | 2 | 2   | 5   |
| NYR  | 4  | 0 | 0 | 0   | 25  |
| OTT  | 5  | 0 | 0 | 0   | 23  |
| PHI  | 1  | 0 | 0 | 0   | 5   |
| PHX  | 12 | 1 | 4 | 5   | 49  |
| PIT  | 2  | 0 | 0 | 0   | 0   |
| STL  | 10 | 1 | 0 | 1   | 36  |
| S.J. | 14 | 1 | 1 | 2   | 33  |
| T.B. | 4  | 1 | 2 | 3   | 14  |
| TOR  | 7  | 0 | 0 | 0   | 14  |
| VAN  | 24 | 1 | 3 | 4   | 93  |
| WSH  | 2  | 0 | 0 | 0   | 0   |
| WPG  | 3  | 0 | 1 | 1   | 2   |

**2010-11:** Began the season with Edmonton, appearing in 32 of its first 48 games before being assigned to Oklahoma City (AHL) on Feb. 2... Ranked fourth on the Oilers in penalty minutes (76)... Recorded his 700th career penalty minute with a fighting major and a 10-minute misconduct on Jan. 18 vs. Minnesota.

**CAREER NOTES:** Suited up for a career-high 77 games and established a career high in points (13) with the 2009-10 Oilers... Led the Oilers and tied for 12th in the NHL in penalty minutes (155) in 2009-10... Ranked second on the 2009-10 Oilers in hits with a career high (144)... Set career highs in face-offs won and taken (87/183) in 2009-10... Ranked second on the 2009-10 Oilers in hits with a career high (144)... Set career highs in face-offs won and taken (87/183) in 2009-10... Scored his first career power-play goal as part of his first career two-goal performance on Oct. 12, 2009 at Nashville... Notched his first career game-winning goal - and a "Gordie Howe Hat Trick" - on Dec. 9, 2009 at Tampa Bay... Scored a career-high six goals and ranked fourth in the NHL in penalty minutes (181) with Edmonton in 2008-09... Topped the NHL in fighting majors in 2008-09 (25)... Established career highs in assists (9) and penalty minutes (201) with Edmonton in 2007-08... Led the Oilers and ranked fifth in the NHL PIMs... Tied for second on the 2007-08 Oilers in hits (99)... Registered his first career assist on Nov. 28, 2007 at Colorado... Started the season with Springfield (AHL) before being recalled by Edmonton on Oct. 12, 2007 for the duration of the season... Recalled by the Oilers three times during the 2006-07 season, finishing second on the club in penalty minutes (105)... Ranked fifth in the NHL in PIMs per game in 2006-07 (3.62)... Ranked 13th in the AHL and led Hamilton in penalty minutes (195) during the 2006-07 campaign... Helped the Hamilton Bulldogs win the 2007 Calder Cup... Led the 2007 AHL postseason in penalty minutes (56) while appearing in all 22 of Hamilton's games... Ranked 11th in the AHL, and third among rookies, in penalty minutes (261) in 2005-06... Played the second half of the 2005-06 regular season with Milwaukee, then helped the Admirals advance to the 2006 Calder Cup Finals on a team that included five Predators (Kevin Klein, Jordin Tootoo, Shea Weber, Pekka Rinne and Cal O'Reilly).

**AMATEUR:** Amassed 120 points (55g-65a) and 746 penalty minutes in four seasons (2001-05) with Sudbury (OHL), serving as team captain for the final three campaigns... Ranked among the OHL's Top 10 in penalty minutes in three of his four junior seasons... Ranked third on Sudbury in goals (21) and points (37) in 2003-04... Ranked third on the Wolves in goals (13) and led the OHL in penalty minutes (222) in 2002-03.

**BACKGROUND:** Favorites include: The Shawshank Redemption and Batman Begins (movies), AC/DC and Tim McGraw (musicians), howstuffworks.com (website)... Biggest non-hockey aspirations are to finish his degree and finish building his dream car... His top hockey accomplishments are winning the Calder Cup and scoring his first NHL goal... Lists his favorite athlete, Muhammad Ali, as the person he would most like to meet... Charitable involvement includes working with humane societies and zoos, and Sick Kids Hospital in Toronto... Wife - Desiree.

**TRANSACTIONS:** **July 5, 2011** - Signed as a free agent by Nashville... **June 22, 2004** - Edmonton's fifth choice, 94th overall (third round), in the 2003 Entry Draft.



## CAREER HIGHLIGHTS

**MOST GOALS, GAME:**  
2 - Oct. 12, 2009 at Nashville

**MOST ASSISTS, GAME:**  
1 - 27 times, last Jan. 25, 2011 at Phoenix

**MOST POINTS, GAME:**  
2 - three times, last (1g-1a) Dec. 9, 2009 at Tampa Bay

**MOST PIM, GAME:**  
21 - March 9, 2007 at Anaheim

**MOST SHOTS, GAME:**  
3 - four times, last Nov. 29, 2010 at Ottawa

**LONGEST GOAL-SCORING STREAK:**  
None

**LONGEST ASSIST STREAK:**  
3 - (3a) Feb. 12-16, 2008

**LONGEST POINT-SCORING STREAK:**  
3 - (3a) Feb. 12-16, 2008

**CAREER HAT TRICKS:**  
None

**CAREER PENALTY SHOTS:**  
None

**CAREER OVERTIME POINTS:**  
None

**FIRST NHL GAME:**  
Jan. 20, 2007 vs. Calgary

**FIRST NHL GOAL:**  
Feb. 6, 2007 vs. Vancouver (Roberto Luongo)

**FIRST GAME AS A PREDATOR:**  
None

**FIRST GOAL AS A PREDATOR:**  
None

## CAREER RECORD

| SEASON     | CLUB          | LEAGUE | Regular Season |    |    |     |     | Playoffs |    |    |     |     |
|------------|---------------|--------|----------------|----|----|-----|-----|----------|----|----|-----|-----|
|            |               |        | GP             | G  | A  | PTS | PIM | GP       | G  | A  | PTS | PIM |
| 2000-01    | Newmarket     | OPJHL  | 34             | 3  | 10 | 13  | 68  | --       | -- | -- | --  | --  |
| 2001-02    | Sudbury       | OHL    | 65             | 8  | 6  | 14  | 187 | 5        | 1  | 0  | 1   | 24  |
| 2002-03    | Sudbury       | OHL    | 62             | 13 | 16 | 29  | 222 | --       | -- | -- | --  | --  |
| 2003-04    | Sudbury       | OHL    | 62             | 21 | 16 | 37  | 151 | 7        | 1  | 1  | 2   | 14  |
|            | Toronto       | AHL    | 2              | 0  | 0  | 0   | 7   | 3        | 0  | 0  | 0   | 4   |
| 2004-05    | Sudbury       | OHL    | 58             | 13 | 27 | 40  | 186 | 12       | 2  | 5  | 7   | 27  |
| 2005-06    | Iowa          | AHL    | 27             | 2  | 1  | 3   | 108 | --       | -- | -- | --  | --  |
|            | Milwaukee     | AHL    | 37             | 0  | 7  | 7   | 153 | 17       | 2  | 0  | 2   | 19  |
| 2006-07    | Hamilton      | AHL    | 47             | 9  | 6  | 15  | 195 | 22       | 3  | 0  | 3   | 56  |
|            | Edmonton      | NHL    | 29             | 1  | 0  | 1   | 105 | --       | -- | -- | --  | --  |
| 2007-08    | Springfield   | AHL    | 4              | 3  | 2  | 5   | 21  | --       | -- | -- | --  | --  |
|            | Edmonton      | NHL    | 66             | 3  | 9  | 12  | 201 | --       | -- | -- | --  | --  |
| 2008-09    | Edmonton      | NHL    | 52             | 6  | 5  | 11  | 181 | --       | -- | -- | --  | --  |
| 2009-10    | Edmonton      | NHL    | 77             | 4  | 9  | 13  | 155 | --       | -- | -- | --  | --  |
| 2010-11    | Edmonton      | NHL    | 32             | 0  | 4  | 4   | 76  | --       | -- | -- | --  | --  |
|            | Oklahoma City | AHL    | 29             | 1  | 2  | 3   | 53  | 5        | 1  | 0  | 1   | 6   |
| NHL TOTALS |               |        | 256            | 14 | 27 | 41  | 718 | 0        | 0  | 0  | 0   | 0   |

## STATISTICAL BREAKDOWN

| STATISTICAL BREAKDOWN |      |    |    |    |     |       |     |     |     |        |      |     | Shootouts |   |   |      |     |
|-----------------------|------|----|----|----|-----|-------|-----|-----|-----|--------|------|-----|-----------|---|---|------|-----|
| YEAR                  | TEAM | PP | SH | GW | S   | %     | +/- | TF  | FW  | F%     | MIN  | H   | BS        | S | G | S%   | GDG |
| 2006-07               | EDM  | 0  | 0  | 0  | 17  | 5.9%  | -7  | 3   | 3   | 100.0% | 7:09 | 45  | 10        | 0 | 0 | .000 | 0   |
| 2007-08               | EDM  | 0  | 0  | 0  | 38  | 7.9%  | 3   | 7   | 3   | 42.9%  | 8:10 | 99  | 17        | 0 | 0 | .000 | 0   |
| 2008-09               | EDM  | 0  | 0  | 0  | 23  | 26.1% | -3  | 11  | 7   | 63.6%  | 7:17 | 95  | 10        | 0 | 0 | .000 | 0   |
| 2009-10               | EDM  | 1  | 0  | 1  | 46  | 8.7%  | 3   | 183 | 87  | 47.5%  | 9:17 | 144 | 30        | 0 | 0 | .000 | 0   |
| 2010-11               | EDM  | 0  | 0  | 0  | 16  | 0.0%  | -2  | 33  | 14  | 42.4%  | 7:05 | 46  | 8         | 0 | 0 | .000 | 0   |
| TOTALS                |      | 1  | 0  | 1  | 140 | 10.0% | -6  | 237 | 114 | 48.1%  | 8:04 | 429 | 75        | 0 | 0 | .000 | 0   |



# RYAN SUTER



## RYAN SUTER

(RIGH-uhnn SOO-tuhr)  
Defense

### SHOOTS:

Left

HEIGHT: 6-1

WEIGHT: 198

DOB: January 21, 1985

BIRTHPLACE: Madison,

Wisconsin

HOMETOWN: Madison,

Wisconsin

### ACQUIRED

**June 22, 2003** - Nashville's first choice, seventh overall (first round), in the 2003 NHL Entry Draft.

### VERSUS THE NHL

|      | GP | G  | A  | PTS | PIM |
|------|----|----|----|-----|-----|
| ANA  | 23 | 2  | 8  | 10  | 14  |
| BOS  | 5  | 0  | 3  | 3   | 6   |
| BUF  | 5  | 0  | 3  | 3   | 6   |
| CGY  | 24 | 3  | 4  | 7   | 20  |
| CAR  | 5  | 0  | 2  | 2   | 8   |
| CHI  | 39 | 2  | 17 | 19  | 36  |
| COL  | 24 | 0  | 10 | 10  | 14  |
| CBJ  | 37 | 0  | 11 | 11  | 32  |
| DAL  | 21 | 2  | 6  | 8   | 23  |
| DET  | 41 | 4  | 13 | 17  | 31  |
| EDM  | 24 | 3  | 10 | 13  | 12  |
| FLA  | 8  | 1  | 4  | 5   | 8   |
| L.A. | 22 | 1  | 10 | 11  | 16  |
| MIN  | 22 | 2  | 7  | 9   | 22  |
| MTL  | 5  | 0  | 2  | 2   | 4   |
| NSH  | -- | -- | -- | --  | --  |
| N.J. | 6  | 0  | 5  | 5   | 4   |
| NYI  | 5  | 0  | 1  | 1   | 4   |
| NYR  | 5  | 0  | 1  | 1   | 0   |
| OTT  | 5  | 3  | 2  | 5   | 4   |
| PHI  | 5  | 0  | 2  | 2   | 2   |
| PHX  | 22 | 1  | 4  | 5   | 14  |
| PIT  | 4  | 1  | 1  | 2   | 2   |
| STL  | 36 | 1  | 15 | 16  | 18  |
| S.J. | 23 | 1  | 10 | 11  | 28  |
| T.B. | 4  | 0  | 2  | 2   | 4   |
| TOR  | 5  | 0  | 2  | 2   | 6   |
| VAN  | 24 | 1  | 4  | 5   | 16  |
| WSH  | 6  | 1  | 1  | 2   | 8   |
| WPG  | 8  | 2  | 1  | 3   | 4   |

**2010-11:** Became just the second player in franchise history to average more than 25 minutes in a game (career-high 25:12), finishing 10th in the NHL in the category... Posted a +20 rating, which doubled his previous career high and tied for the second-highest total in franchise history and for 11th among all blueliners... Paced the team, and tied for 16th among NHL defenders, in assists (35)... Finished 15th in voting for the 2011 Norris Trophy... Tied for the team lead in power-play points (1g-16a-17pts). His man-advantage assist total was a career high... Team posted a 40-19-9 record in the 68 complete games that he played versus a 4-8-2 record when he wasn't in the lineup or left early due to injury... Posted 13 points (1g-12a) in 19 divisional games... Assisted on both of Nashville's overtime goals, tying for the team lead in OT points for the third straight season... Named the 12th-best NHL defenseman by The Hockey News in their 2011 yearbook... Put together a career-high six-game assist streak from Dec. 11-22, tied for the third longest in franchise history... Passed Scott Walker for sixth on the franchise's all-time assists list on Feb. 27 vs. Columbus... Notched a pair of assists on Feb. 5 vs. Detroit to pass Marek Zidlicky for third place on the franchise's defensive scoring list... Suited up for his 400th career game on Nov. 16 vs. Toronto... Saw his consecutive games played streak end at 208 when he did not dress on Oct. 21 vs. Pittsburgh. **PLAYOFFS:** Led all skaters in the 2011 Playoffs in average ice time (28:51)... Tied for the team defensemen lead in points (1g-5a-6pts), moving into a tie for eighth on the franchise's postseason points list (3g-6a-9pts)... Tied a franchise record for assists in a playoff season and points by a defenseman... Dressed for all 12 games, moving into sixth on the club's playoff games list (29)... Scored the overtime-forcing goal at 18:53 of the third period, then assisted on the winning goal in Nashville's double-OT win in Game Two of the WCS vs. Vancouver, the longest game in franchise history. Logged 42:01 of ice time... Set up the game-winning goal in Nashville victories in Games One and Three of the WCQ vs. Anaheim.

**2009-10:** Ranked second on the team, and tied for 20th among NHL defensemen, in assists (33)... Played in all 82 games for the second consecutive season, and for the third time in four campaigns... Finished 11th in voting for the Norris Trophy... Led the team in average ice time for the second straight season (23:58), and played the 13th-most minutes in the NHL (1,966:02), logging at least 20 minutes in 81-of-82 games... Ranked second on the team with a career-high 112 blocked shots...

Ranked first on the team in power-play assists (15), and third in man-advantage points (17)... Collected his 100th career assist on Nov. 17 vs. San Jose... Earned a silver medal with Team USA at the 2010 Olympics while serving as an alternate captain... Led the U.S. in average ice time for the tournament (22:50), highlighted by a game-high 31:31 played in the Gold Medal Game... Tied for the Olympic tournament lead in plus/minus rating (+9)... Also tied for first on Team USA, and first among tournament defensemen, in assists (4). **PLAYOFFS:** Ranked second on the team in average time on ice (24:08), and tied for second in shots on goal (16) while playing in all six games.

**2008-09:** Established career highs in assists (38) and points (45), ranking second on the club in helpers, and second among team defensemen in points... Also ranked 12th among NHL blueliners in assists and tied for 16th in points... Ranked second among team d-men in goals (7)... Led the team in average ice time (24:15)... Ranked second on the club in power-play assists (15) and third in power-play points with a career high (18)... Posted career highs in power-play goals (3) and game-winning goals (3)... One of five players to appear in all 82 games... Set career highs in shots (143), penalty minutes (73) and hits (87)... Posted his 100th career point (assist) on Feb. 12, 2009 vs. St. Louis... Represented the United States at the 2009 World Championships in Switzerland... Ranked third on Team USA in average ice time (20:20) and named the club's best player in the bronze-medal game against Sweden.

**2007-08:** Led all team defensemen in goals (7) and ranked second in points (31)... Ranked third on the club in average time on ice (20:34)... Collected his first career game-winning goal on Dec. 8 vs. Anaheim. **PLAYOFFS:** Ranked second in average time on ice (21:12) while appearing in all six postseason games... Scored the game-tying goal in Game Three of the club's WCQ series with Detroit. Nine seconds later, Jason Arnott netted the game winner, marking the first time in NHL history that a team has gone from trailing a playoff game to leading it in less than 10 seconds... Also collected an assist in Game Three, his first career playoff assist.

**2006-07:** Established career-highs in games played (82) and goals (8)... One of three Predators to play in all 82 games... Ranked fourth on the club in average ice time (20:09)... Scored his first career power-play goal vs. Vancouver on Oct. 31... Registered three points (1g-2a) in seven games with Team USA at the 2007 World Championships

in Russia. **PLAYOFFS:** Played in all five of Nashville's WCQ games vs. San Jose. Game One was his first career playoff game and he scored his first career playoff goal in Game Three... Ranked second on the club in average ice time (23:18).

**2005-06:** Led Nashville rookies in assists (15), points (1g-15a-16pts), shots (84), penalty minutes (66), average ice time (17:21) and games played (71)... Tied for 12th among NHL rookies with a +7 rating... Tied for 13th among NHL rookie d-men in assists and tied for 15th in points... Scored his first career NHL goal, added an assist and posted a +4 rating at Chicago on Dec. 21... Posted his first NHL multi-point game with two assists at St. Louis on Oct. 15... Notched an assist in his NHL debut vs. San Jose on Oct. 5.

**CAREER NOTES:** Played his first pro season with Milwaukee (AHL) and tied for third on the team with a +10 rating in 2004-05... Also led Milwaukee in 2005 playoff assists (5) and ranked third in playoff scoring (1g-5a-6pts)... Served as captain for Team USA at the 2005 World Junior Championships, and became the 16th American to compete in three World Junior tournaments... Named to the All-Tournament Team after leading 2005 WJC tournament defensemen in scoring (1g-7a-8pts), tying for second on Team USA in points and tying for third in the entire tournament in assists... Also appeared in one contest with Team USA at the 2005 World Championships in Austria.

**AMATEUR:** Helped the United States capture its first-ever gold medal at the World Junior Championships in 2004... Finished his freshman season at the University of Wisconsin (WCHA) in 2003-04 and was named to the All-WCHA Third Team, the All-WCHA Rookie Team and USCHO.com's All-Rookie Team... Ranked second on Wisconsin with a +19 rating and

third with 93 penalty minutes and led team defensemen with 16 assists... The first American player selected (No. 7 overall) at the 2003 NHL Entry Draft... Won USA Hockey's 2002-03 Bob Johnson Award, given annually to the U.S. player who excels in international competition... Played for the U.S. at the 2003 World Junior Championships... Helped the U.S. advance to the bronze-medal game at the 2003 World U-18 Championships in Russia, finishing fourth in team scoring and seventh among the tournament's top-scoring defensemen... The only member of the NTDP to win two gold medals in one season in 2002, when he won gold at the U-18 and U-17 World Championships... Earned best defenseman honors at the 2002 U-18 World Championships in Slovakia, capturing a gold medal with the U.S. team while tying as the tournament's top-scoring defenseman... Played for the U.S. Select U-18 team at the 2001 Four Nations Tournament in the Czech Republic... Selected to play in the 2001 USA Hockey Select-16 Tournament.

**BACKGROUND:** Nickname: "Sutes"... Enjoys Nashville for the country music... A big Green Bay Packers fan... Lists winning the Silver Medal at the 2010 Olympics and winning his first playoff series as the best moments of his career thus far... Would like to meet former President George W. Bush... Business interests outside of hockey include farming and Total Hockey in Madison, Wis... His father, Bob Suter - a member of the 1980 "Miracle on Ice" U.S. Olympic Team - played for the Nashville South Stars and played at the University of Wisconsin... His uncles, Gary Suter (who enjoyed a distinguished 17-year career in the NHL) and John Suter, also played at Wisconsin... Younger brother, Garrett, plays for Nashville's AHL affiliate, the Milwaukee Admirals... Wife - Becky, Son - Brooks.

**TRANSACTIONS:** **June 22, 2003** - Nashville's first choice, seventh overall (first round), in the 2003 NHL Entry Draft.




# RYAN SUTER



## STATISTICAL BREAKDOWN

|               |      |          |          |          |            |             |           |          |          |             |              |            |            | Shootouts |          |             |          |
|---------------|------|----------|----------|----------|------------|-------------|-----------|----------|----------|-------------|--------------|------------|------------|-----------|----------|-------------|----------|
| YEAR          | TEAM | PP       | SH       | GW       | S          | %           | +/-       | TF       | FW       | F%          | MIN          | H          | BS         | S         | G        | S%          | GDG      |
| 2005-06       | NSH  | 0        | 0        | 0        | 84         | 1.2%        | 7         | 0        | 0        | 0.0%        | 17:21        | 38         | 86         | 0         | 0        | .000        | 0        |
| 2006-07       | NSH  | 1        | 0        | 0        | 87         | 9.2%        | 10        | 0        | 0        | 0.0%        | 20:09        | 45         | 69         | 0         | 0        | .000        | 0        |
| 2007-08       | NSH  | 1        | 0        | 1        | 138        | 5.1%        | 3         | 0        | 0        | 0.0%        | 20:34        | 57         | 75         | 0         | 0        | .000        | 0        |
| 2008-09       | NSH  | 3        | 0        | 3        | 143        | 4.9%        | -16       | 0        | 0        | 0.0%        | 24:15        | 87         | 93         | 0         | 0        | .000        | 0        |
| 2009-10       | NSH  | 2        | 0        | 1        | 125        | 3.2%        | 4         | 1        | 0        | 0.0%        | 23:58        | 55         | 112        | 0         | 0        | .000        | 0        |
| 2010-11       | NSH  | 1        | 0        | 1        | 115        | 3.5%        | 20        | 1        | 0        | 0.0%        | 25:12        | 64         | 84         | 0         | 0        | .000        | 0        |
| <b>TOTALS</b> |      | <b>8</b> | <b>0</b> | <b>6</b> | <b>692</b> | <b>4.5%</b> | <b>28</b> | <b>2</b> | <b>0</b> | <b>0.0%</b> | <b>21:57</b> | <b>346</b> | <b>519</b> | <b>0</b>  | <b>0</b> | <b>.000</b> | <b>0</b> |



## INTERNATIONAL RECORD

### United States

| Year | Event    | GP | G | A | PTS | PIM |
|------|----------|----|---|---|-----|-----|
| 2002 | U-18 WC  | 8  | 1 | 6 | 7   | 12  |
| 2003 | U-18 WC  | 6  | 1 | 3 | 4   | 22  |
| 2003 | WJC      | 7  | 2 | 1 | 3   | 2   |
| 2004 | WJC      | 6  | 0 | 2 | 2   | 8   |
| 2005 | WJC      | 7  | 1 | 7 | 8   | 20  |
|      | WC       | 1  | 0 | 0 | 0   | 0   |
| 2006 | WC       | 7  | 1 | 1 | 2   | 10  |
| 2007 | WC       | 7  | 1 | 2 | 3   | 12  |
| 2009 | WC       | 9  | 1 | 2 | 3   | 8   |
| 2010 | Olympics | 6  | 0 | 4 | 4   | 2   |

## CAREER RECORD

| SEASON                      | CLUB            | LEAGUE  | Regular Season |           |            |            |            | Playoffs  |          |          |          |           |
|-----------------------------|-----------------|---------|----------------|-----------|------------|------------|------------|-----------|----------|----------|----------|-----------|
|                             |                 |         | GP             | G         | A          | PTS        | PIM        | GP        | G        | A        | PTS      | PIM       |
| 2000-01                     | Culver Academy  | High-IN | 26             | 13        | 32         | 45         | --         | --        | --       | --       | --       | --        |
| 2001-02                     | USNTDP          | U-17    | 8              | 2         | 11         | 13         | 21         | --        | --       | --       | --       | --        |
|                             | USNTDP          | U-18    | 27             | 4         | 10         | 14         | 6          | --        | --       | --       | --       | --        |
|                             | USNTDP          | NAHL    | 35             | 2         | 10         | 12         | 75         | --        | --       | --       | --       | --        |
| 2002-03                     | USNTDP          | U-18    | 42             | 7         | 17         | 24         | 124        | --        | --       | --       | --       | --        |
|                             | USNTDP          | NAHL    | 9              | 2         | 5          | 7          | 12         | --        | --       | --       | --       | --        |
| 2003-04                     | U. of Wisconsin | WCHA    | 39             | 3         | 16         | 19         | 93         | --        | --       | --       | --       | --        |
| 2004-05                     | Milwaukee       | AHL     | 63             | 7         | 16         | 23         | 70         | 7         | 1        | 5        | 6        | 16        |
| 2005-06                     | Nashville       | NHL     | 71             | 1         | 15         | 16         | 66         | --        | --       | --       | --       | --        |
| 2006-07                     | Nashville       | NHL     | 82             | 8         | 16         | 24         | 54         | 5         | 1        | 0        | 1        | 8         |
| 2007-08                     | Nashville       | NHL     | 76             | 7         | 24         | 31         | 71         | 6         | 1        | 1        | 2        | 4         |
| 2008-09                     | Nashville       | NHL     | 82             | 7         | 38         | 45         | 73         | --        | --       | --       | --       | --        |
| 2009-10                     | Nashville       | NHL     | 82             | 4         | 33         | 37         | 48         | 6         | 0        | 0        | 0        | 0         |
| 2010-11                     | Nashville       | NHL     | 70             | 4         | 35         | 39         | 54         | 12        | 1        | 5        | 6        | 6         |
| <b>NHL/PREDATORS TOTALS</b> |                 |         | <b>463</b>     | <b>31</b> | <b>161</b> | <b>192</b> | <b>366</b> | <b>29</b> | <b>3</b> | <b>6</b> | <b>9</b> | <b>18</b> |

## CAREER HIGHLIGHTS

### MOST GOALS, GAME:

2 - Oct. 22, 2009 at Ottawa

### MOST ASSISTS, GAME:

3 - March 18, 2009 at Anaheim

### MOST POINTS, GAME:

3 - twice, last (2g-1a) Oct. 22, 2009 at Ottawa

### MOST PIM, GAME:

7 - March 1, 2008 at Dallas

### MOST SHOTS, GAME:

6 - three times, last Feb. 1, 2011 vs. Calgary

### LONGEST GOAL-SCORING STREAK:

2 - (2g) Oct. 31-Nov. 1, 2006

### LONGEST ASSIST STREAK:

6 - (7a) Dec. 11-22, 2010

### LONGEST POINT-SCORING STREAK:

8 - (2g-8a) March 3-18, 2009

### CAREER HAT TRICKS:

None

### CAREER PENALTY SHOTS:

None

### CAREER OVERTIME POINTS:

8 (2g-6a)

### FIRST NHL GAME:

Oct. 5, 2005 vs. San Jose

### FIRST NHL GOAL:

Dec. 21, 2005 at Chicago (Nikolai Khabibulin)

### FIRST GAME AS A PREDATOR:

Oct. 5, 2005 vs. San Jose

### FIRST GOAL AS A PREDATOR:

Dec. 21, 2005 at Chicago (Nikolai Khabibulin)



# JORDIN TOOTOO



**JORDIN TOOTOO**  
(JOHR-dihn TOO-too)  
Right Wing

**SHOOTS:** Right  
**HEIGHT:** 5-9  
**WEIGHT:** 199  
**DOB:** February 2, 1983  
**BIRTHPLACE:** Churchill,  
Manitoba  
**HOMETOWN:** Rankin Inlet,  
Nunavut

## ACQUIRED

June 24, 2001 - Nashville's sixth choice, 98th overall (fourth round), in the 2001 NHL Entry Draft.

## VERSUS THE NHL

|      | GP | G  | A  | PTS | PIM |
|------|----|----|----|-----|-----|
| ANA  | 19 | 3  | 3  | 6   | 20  |
| BOS  | 4  | 0  | 3  | 3   | 0   |
| BUF  | 4  | 0  | 0  | 0   | 11  |
| CGY  | 19 | 2  | 3  | 5   | 30  |
| CAR  | 3  | 0  | 1  | 1   | 2   |
| CHI  | 34 | 2  | 5  | 7   | 33  |
| COL  | 21 | 1  | 2  | 3   | 22  |
| CBJ  | 37 | 3  | 8  | 11  | 95  |
| DAL  | 19 | 2  | 1  | 3   | 35  |
| DET  | 36 | 2  | 2  | 4   | 29  |
| EDM  | 16 | 1  | 0  | 1   | 16  |
| FLA  | 7  | 0  | 1  | 1   | 12  |
| LA   | 21 | 1  | 2  | 3   | 19  |
| MIN  | 20 | 0  | 1  | 1   | 45  |
| MTL  | 6  | 0  | 1  | 1   | 5   |
| NSH  | -- | -- | -- | --  | --  |
| N.J. | 6  | 1  | 0  | 1   | 4   |
| NYI  | 5  | 0  | 0  | 0   | 6   |
| NYR  | 6  | 1  | 1  | 2   | 11  |
| OTT  | 4  | 0  | 1  | 1   | 2   |
| PHI  | 4  | 0  | 0  | 0   | 7   |
| PHX  | 19 | 1  | 3  | 4   | 51  |
| PIT  | 5  | 2  | 1  | 3   | 4   |
| STL  | 33 | 6  | 7  | 13  | 89  |
| S.J. | 22 | 1  | 1  | 2   | 26  |
| T.B. | 3  | 1  | 1  | 2   | 0   |
| TOR  | 3  | 1  | 0  | 1   | 0   |
| VAN  | 20 | 3  | 3  | 6   | 39  |
| WSH  | 5  | 1  | 0  | 1   | 20  |
| WPG  | 8  | 5  | 4  | 9   | 0   |

**2010-11:** Tied a career high in points (8g-10a-18pts) despite playing only 54 games... Also posted the second highest goal and assist totals of his seven-season career... Ranked second on the club in penalty minutes (61)... Posted a +8 rating and averaged 11:52 per game, both the second highest totals of his career... Ranked second among Nashville forwards in hits (95)... Suited up for his 400th career NHL contest on March 19 vs. Detroit... Posted seven points (4g-3a) in his final seven regular-season games, including his first career three-point performance (2g-1a) on April 5 vs. Atlanta... Missed 25 games due to injury/personal leave. **PLAYOFFS:** Led the team in penalty minutes while tying a franchise playoff record (28), tied for the team lead in plus/minus rating (+4) and tied for second in assists (5) while suiting up for all 12 of the team's playoff games... Set up the first playoff overtime goal in franchise history in Game Five of the WCO vs. Anaheim as part of a two-assist game. Assisted on two more goals, including the game winner, in Nashville's series-clinching victory in Game Six... Assisted on the game-winning goal in the Predators 4-3 victory in Game Five of the WCS at Vancouver.

**2009-10:** Scored goals in three consecutive games for the first time in his career in Nashville's final three games before the Olympic break from Feb. 10-14... Amassed a career-low 40 penalty minutes and four major penalties... Missed 30 games due to injury. **PLAYOFFS:** Appeared in all six of the team's postseason contests.

**2008-09:** Established career highs in assists (12), games played (72), shots (138) and average ice time (12:05)... Led the club in penalty minutes (124) for the third consecutive season... Ranked second among Nashville forwards in hits with a career high (129)... Missed nine games due to injury.

**2007-08:** Established career highs in goals (11) and points (18)... His goal total in 2007-08 equaled his first three NHL seasons combined... Also attained a personal best in shooting percentage (11.2%)... Led the club in penalty minutes (100)... Scored his first career game-winning goal on March 1 at Dallas... Missed 18 games due to injury. **PLAYOFFS:** Appeared in all six of the club's postseason games... Tied for the team lead in goals (2)... Scored goals in each of the first two games of the club's WCO series vs. Detroit. It was the first goal-scoring streak of his career - playoffs and regular season combined.

**2006-07:** Led the team in penalty minutes (116)... Led Nashville forwards in hits (89)... Missed 10 games due to injury/illness and five games due to suspension. **PLAYOFFS:** Played in four of Nashville's five WCO games vs. San Jose and recorded his first career playoff point (assist) in Game Four (April 18).

**2005-06:** In 34 games played, posted 10 points (4g-6a), topping his 70-game output from 2003-04 (4g-4a)... Tied for third on the club with a career-high +9 rating... Opened the season with Nashville but spent four stretches (Oct. 10-Dec. 15, Jan. 16-Feb. 4, Feb. 9-March 7 and April 30-June 15) with Milwaukee (AHL). Registered

27 points (13g-14a) in 41 games with the Admirals and ranked second on the club in penalty minutes (133)... Ranked second on the Ads in penalty minutes (35) and third in goals (9) in the playoffs... Missed five NHL games due to injury. **PLAYOFFS:** Appeared in three of Nashville's five playoff games.

**2004-05:** Led Milwaukee in penalty minutes (266)... Also led Milwaukee with 41 penalty minutes in the playoffs.

**2003-04:** Led Nashville and ranked fifth among NHL rookies in penalty minutes (137)... Also led the Predators and ranked fifth among league rookies in major penalties (15)... Recorded his first multi-point game (1g-1a) on Jan. 10 vs. St. Louis. **PLAYOFFS:** Appeared in five of Nashville's six first-round playoff games.

**AMATEUR:** Voted Brandon's Most Popular Player in each of his four WHL seasons (1999-2003) and finished his Wheat Kings career ranked third all-time in penalty minutes (874)... Named a 2003 WHL Eastern Conference First-Team All-Star... Led Brandon (WHL) in penalty minutes (216) and tied for first in points (74) in 2002-03... Won a silver medal with Team Canada at the 2003 World Junior Championships... Led Brandon in goals (32), assists (39) and points (71) and ranked second in game-winning goals (6) and penalty minutes (276) in 2001-02... Named the WHL Player of the Month for Dec. 2001... Performed for Team Orr at the 2001 CHL/NHL Top Prospects Game... Won the hardest shot event at the 2001 Top Prospects Skills Evaluation (96.1 mph)... Recognized as Brandon's hardest worker in 2000-01... Led the 2000-01 Wheat Kings in playoff scoring with six points (2g-4a)... Captained Canada's U-18 team at the 2000 Four Nations tournament in Slovakia, capturing a gold medal... Skated for Team West in the 2000 U-17 World Hockey Challenge... Played for the OCN Blizzard (MJHL) in 1998-99, earning Rookie of the Year and Scholastic Player of the Year honors.

**BACKGROUND:** His hometown is Rankin Inlet, Nunavut, located on Canada's Hudson Bay... Fluent in English and Inuktitut... Became the first player of Inuit descent to skate in an NHL game when he made his NHL debut... Ranked eighth on The Globe and Mail's list of the top 25 sports figures in Canada for 2003... Nominated as Manitoba's Sportsman of the Year for 2000... His story has been featured in publications such as USA Today, Sports Illustrated, ESPN Magazine and MacLean's... Enjoys fishing, hunting, golf and baseball... Favorites include Braveheart (movie), Theory of a Deadman (band), "Du Hast" by Rammstein (pump-up song) and Nunavut (vacation spot)... Enjoys traditional foods such as raw caribou, beluga whale, arctic char, seal, musk ox... Works closely with Make-A-Wish Foundation... Would have Adrian Grenier from Entourage play him in his life story... Nickname: "Toots"... Single.

**TRANSACTIONS:** June 24, 2001 - Nashville's sixth choice, 98th overall (fourth round), in the 2001 NHL Entry Draft.



## INTERNATIONAL RECORD

Canada

| Year | Event | GP | G | A | PTS | PIM |
|------|-------|----|---|---|-----|-----|
| 2003 | WJC   | 6  | 1 | 1 | 2   | 4   |

## CAREER RECORD

| SEASON     | CLUB      | LEAGUE | Regular Season |    |    |     |     |  | Playoffs |    |    |     |     |  |
|------------|-----------|--------|----------------|----|----|-----|-----|--|----------|----|----|-----|-----|--|
|            |           |        | GP             | G  | A  | PTS | PIM |  | GP       | G  | A  | PTS | PIM |  |
| 1998-99    | OCN       | MJHL   | 47             | 16 | 21 | 37  | 251 |  | --       | -- | -- | --  | --  |  |
| 1999-00    | Brandon   | WHL    | 45             | 6  | 10 | 16  | 214 |  | --       | -- | -- | --  | --  |  |
| 2000-01    | Brandon   | WHL    | 60             | 20 | 28 | 48  | 172 |  | 6        | 2  | 4  | 6   | 18  |  |
| 2001-02    | Brandon   | WHL    | 64             | 32 | 39 | 71  | 272 |  | 16       | 4  | 3  | 7   | 58  |  |
| 2002-03    | Brandon   | WHL    | 51             | 35 | 39 | 74  | 216 |  | 17       | 6  | 3  | 9   | 49  |  |
| 2003-04    | Nashville | NHL    | 70             | 4  | 4  | 8   | 137 |  | 5        | 0  | 0  | 0   | 4   |  |
| 2004-05    | Milwaukee | AHL    | 59             | 10 | 12 | 22  | 266 |  | 6        | 0  | 0  | 0   | 41  |  |
| 2005-06    | Nashville | NHL    | 34             | 4  | 6  | 10  | 55  |  | 3        | 0  | 0  | 0   | 0   |  |
|            | Milwaukee | AHL    | 41             | 13 | 14 | 27  | 133 |  | 15       | 9  | 2  | 11  | 35  |  |
| 2006-07    | Nashville | NHL    | 65             | 3  | 6  | 9   | 116 |  | 4        | 0  | 1  | 1   | 21  |  |
| 2007-08    | Nashville | NHL    | 63             | 11 | 7  | 18  | 100 |  | 6        | 2  | 0  | 2   | 4   |  |
| 2008-09    | Nashville | NHL    | 72             | 4  | 12 | 16  | 124 |  | --       | -- | -- | --  | --  |  |
| 2009-10    | Nashville | NHL    | 51             | 6  | 10 | 16  | 40  |  | 6        | 0  | 1  | 1   | 2   |  |
| 2010-11    | Nashville | NHL    | 54             | 8  | 10 | 18  | 61  |  | 12       | 1  | 5  | 6   | 28  |  |
| NHL TOTALS |           |        | 409            | 40 | 55 | 95  | 633 |  | 36       | 3  | 7  | 10  | 59  |  |

## STATISTICAL BREAKDOWN

| YEAR    | TEAM | PP | SH | GW | S   | %     | +/- | TF | FW | F%    | MIN   | Shootouts |    |    |    |      |
|---------|------|----|----|----|-----|-------|-----|----|----|-------|-------|-----------|----|----|----|------|
|         |      |    |    |    |     |       |     |    |    |       |       | H         | BS | S  | G  | GDG  |
| 2003-04 | NSH  | 2  | 0  | 0  | 92  | 4.3%  | -6  | 18 | 10 | 55.6% | 8:29  | 0         | 0  | -- | -- | --   |
| 2005-06 | NSH  | 0  | 0  | 0  | 61  | 6.6%  | 9   | 17 | 12 | 70.6% | 9:15  | 56        | 4  | 0  | 0  | .000 |
| 2006-07 | NSH  | 0  | 0  | 0  | 77  | 3.9%  | -11 | 12 | 4  | 33.3% | 8:24  | 89        | 9  | 0  | 0  | .000 |
| 2007-08 | NSH  | 0  | 0  | 1  | 98  | 11.2% | -8  | 4  | 2  | 50.0% | 9:53  | 64        | 5  | 0  | 0  | .000 |
| 2008-09 | NSH  | 0  | 0  | 1  | 138 | 2.9%  | -15 | 16 | 9  | 56.3% | 12:05 | 129       | 14 | 0  | 0  | .000 |
| 2009-10 | NSH  | 0  | 0  | 1  | 101 | 5.9%  | 2   | 8  | 2  | 25.0% | 10:50 | 72        | 7  | 0  | 0  | .000 |
| 2010-11 | NSH  | 0  | 0  | 1  | 85  | 9.4%  | 8   | 3  | 2  | 66.7% | 11:52 | 95        | 17 | 0  | 0  | .000 |
| TOTALS  |      | 2  | 0  | 4  | 652 | 6.1%  | -21 | 78 | 41 | 52.6% | 10:07 | 505       | 56 | 0  | 0  | .000 |

## CAREER HIGHLIGHTS

- MOST GOALS, GAME:**  
2 - April 5, 2011 vs. Atlanta
- MOST ASSISTS, GAME:**  
2 - three times, last Nov. 3, 2010 vs. Phoenix
- MOST POINTS, GAME:**  
3 - (2g-1a) April 5, 2011 vs. Atlanta
- MOST PIM, GAME:**  
17 - Dec. 22, 2003 vs. Phoenix
- MOST SHOTS, GAME:**  
6 - three times, last Feb. 10, 2010 at NY Rangers
- LONGEST GOAL-SCORING STREAK:**  
3 - (3g) Feb. 10-14, 2010
- LONGEST ASSIST STREAK:**  
4 - (4a) Nov. 23-28, 2009
- LONGEST POINT-SCORING STREAK:**  
4 - (4a) Nov. 23-28, 2009
- CAREER HAT TRICKS:**  
None
- CAREER PENALTY SHOTS:**  
None
- CAREER OVERTIME POINTS:**  
None
- FIRST NHL GAME:**  
Oct. 9, 2003 vs. Anaheim
- FIRST NHL GOAL:**  
Oct. 23, 2003 at Atlanta (Pasi Nurminen)
- FIRST GAME AS A PREDATOR:**  
Oct. 9, 2003 vs. Anaheim
- FIRST GOAL AS A PREDATOR:**  
Oct. 23, 2003 at Atlanta (Pasi Nurminen)

# SHEA WEBER



**SHEA WEBER**  
(SHAY WEHB-uhr)  
Defense

**SHOOTS:** Right  
**HEIGHT:** 6-4  
**WEIGHT:** 232  
**DOB:** August 14, 1985  
**BIRTHPLACE:** Sicamous,  
British Columbia  
**HOMETOWN:** Sicamous, British  
Columbia

**ACQUIRED**  
**June 22, 2003** - Nashville's  
fourth choice, 49th overall  
(second round), in the 2003  
NHL Entry Draft.

## VERSUS THE NHL

|      | GP | G  | A  | PTS | PIM |
|------|----|----|----|-----|-----|
| ANA  | 18 | 4  | 7  | 11  | 21  |
| BOS  | 5  | 2  | 0  | 2   | 2   |
| BUF  | 5  | 0  | 1  | 1   | 2   |
| CGY  | 20 | 4  | 6  | 10  | 18  |
| CAR  | 6  | 3  | 3  | 6   | 4   |
| CHI  | 33 | 6  | 7  | 13  | 24  |
| COL  | 20 | 5  | 7  | 12  | 13  |
| CBJ  | 30 | 7  | 14 | 21  | 26  |
| DAL  | 19 | 3  | 4  | 7   | 16  |
| DET  | 36 | 5  | 11 | 16  | 39  |
| EDM  | 19 | 7  | 7  | 14  | 18  |
| FLA  | 6  | 2  | 2  | 4   | 2   |
| L.A. | 17 | 5  | 6  | 11  | 12  |
| MIN  | 20 | 5  | 8  | 13  | 13  |
| MTL  | 4  | 1  | 1  | 2   | 0   |
| NSH  | -- | -- | -- | --  | --  |
| N.J. | 6  | 0  | 2  | 2   | 0   |
| NYI  | 4  | 0  | 1  | 1   | 4   |
| NYR  | 4  | 1  | 0  | 1   | 0   |
| OTT  | 5  | 2  | 2  | 4   | 4   |
| PHI  | 4  | 0  | 3  | 3   | 0   |
| PHX  | 22 | 3  | 9  | 12  | 12  |
| PIT  | 4  | 1  | 3  | 4   | 0   |
| STL  | 37 | 4  | 11 | 15  | 33  |
| S.J. | 19 | 3  | 10 | 13  | 15  |
| T.B. | 4  | 1  | 1  | 2   | 5   |
| TOR  | 4  | 1  | 1  | 2   | 2   |
| VAN  | 21 | 3  | 4  | 7   | 30  |
| WSH  | 5  | 1  | 2  | 3   | 6   |
| WPG  | 5  | 1  | 1  | 2   | 2   |

**CAREER NOTES:** Has scored 78 goals since the start of the 2006-07 season, tied for the most by an NHL defenseman with Washington's Mike Green... Ranked first on the franchise's all-time goals by a defenseman list (80), passing Kimmo Timonen with a power-play goal in overtime on March 17 vs. Boston. Second only to Timonen in points by a Nashville d-man (214), and 10th among all skaters in franchise history in both goals and points... Tied for fourth on the franchise's power-play goals list (37), and is seventh on the club's game-winning goals list (15)... Third in franchise OT goals (4), and tied for fourth in points (7)... Was named the fifth captain in franchise history - and first homegrown captain - on July 8, 2010.

**2010-11:** 2011 Norris Trophy runner-up in what was the closest race for first place (Nicklas Lidstrom: 736, Weber: 727) since 1996 (Chicago's Chris Chelios: 408, Boston's Ray Bourque, 403)... A 2010-11 NHL First-Team All-Star, the first Predator named to the First All-Star Team... Tied for fourth among NHL defensemen in goals (16) and 10th in points (48)... Tied for sixth at the position in game-winning goals (6) and ninth in power-play goals (6)... Twelve of his 16 goals came on home ice, tied for first among League d-men... Nashville went 13-2-1 when he scored a goal... Tied for third on the team in points and ranked third in assists with a career high (32) and penalty minutes (56)... Ranked second on the team in blocked shots with a career high (113)... One of only two NHL blueliners (along with Chicago's Brent Seabrook) with at least 40 points and 170 hits... Ranked third among League blueliners in shots (254), the third-highest total in franchise history... Had the sixth-most hits among NHL d-men with a career high (211)... Played in all 82 games for the first time in his career, logging the third-most minutes in the League (2,076:09), and setting a franchise record for average ice time (eighth in NHL, 25:19)... Made his second straight All-Star Game appearance in 2011, forming a pairing with Lidstrom to post a +6 rating and four assists, becoming just the second defenseman in All-Star Game history to amass four helpers (Bourque, 1985)... Registered a shot of 104.8 mph in the Hardest Shot Contest during All-Star Weekend, second to Zdeno Chara's record 105.9 mph shot and the hardest shot ever by an NHLer not named Chara or Al Iafate... Played in his 400th NHL game on April 5 vs. Atlanta... Recorded his 200th NHL point with an assist on Feb. 9 at Detroit. **PLAYOFFS:** Moved into first among franchise defensemen and among the top five among skaters in nearly every postseason category including games played (33), goals (8), assists (9) and points (17)... Set franchise records for goals (3) and points (5) and highest plus/

minus (+4) by a defenseman in a playoff series during the WCQ vs. Anaheim... Ranked fourth in among all NHL skaters in the playoffs in average ice time (27:58)... Scored the first goal of the WCQ in Game One, and forced overtime in Nashville's eventual Game Five victory with a goal at 19:24 of the third frame... Played a game-high 42:12 in Nashville's double-OT victory in Game Four of the WCS at Vancouver.

**2009-10:** Tied for second among NHL defensemen in goals (16)... Also tied for fourth among League blueliners in power-play goals (7) and tied for fifth at the position in game-winning goals (3)... Finished seventh in voting for both the Norris Trophy and the NHL All-Star Teams... Set a franchise record for road goals by a defenseman, in addition to leading all NHL d-men in the category (12)... Tied for 17th among d-men in points (43), and third among blueliners in shots (222)... Paced the team in power-play points (7g-13a-20pts)... One of only two NHL blueliners (along with Dallas' Stephane Robidas) with at least 40 points and 160 hits... Led the team in hits (165)... Notched his 100th career assist on March 11 at San Jose... Missed four games due to injury... Won a gold medal with Team Canada at the 2010 Vancouver Olympics... Named to the Olympic All-Star Team after tying for second among all defensemen in points (2g-4a) and ranking second on the team in average ice time (20:37)... Posted a point in Canada's first six games of the tournament, and was one of just four d-men to register multiple goals in the tournament. **PLAYOFFS:** Led the team in average ice time (24:26), blocked shots (14), and tied for the team lead in hits (18).

**2008-09:** Set a franchise record for goals by a defenseman and tied for second among NHL blueliners in goals with a career high (23). It was also tied for the fourth-highest output by a d-man since the 1994-95 season... Tied for the second-highest point output by a d-man in club history, and tied for eighth among NHL defensemen with a career high (53)... Ranked eighth among league blueliners in hits (192)... The NHL's only player to finish in the Top 10 among defensemen in both hits and points... Finished fourth in voting for the Norris Trophy and fifth in NHL All-Star Team voting... Ranked third among League d-men in shots (251)... Ranked second among club d-men, and fourth among Nashville skaters in assists (30)... Led the team in power-play goals (10), and tied for second in game-winning goals (4), both career highs... Ranked second on the club in average ice time (23:58)... Finished second on the club in goals and penalty minutes with a career high (80)... Scored 10 goals in the club's first 20 games, making him the first NHL defenseman to reach double-figures

in goals in a season so quickly since 1987-88 (Buffalo's Phil Housley, 15 games; Toronto's Al Iafate, 19 games)... Played in his first career All-Star Game on Jan. 25 in Montreal. Led the Western Conference in ice time (22:16) and played on a defensive pairing with Anaheim's Scott Niedermayer... His second try in the Hardest Shot Competition during All-Star Saturday's Skills Competition registered 103.4 mph, good for second to Boston's Zdeno Chara... Named the NHL's Third Star of the Month of October after leading all NHL defensemen in scoring (4g-7a-11pts)... Earned a silver medal with Canada at the 2009 World Championships in Switzerland... Named Best Defense-man of the World Championships by the directorate, Canada's top player by the tournament's coaches, and a Media All-Star... Led all defensemen and tied for third in tournament scoring (4g-8a-12pts)... Tied for the tournament lead among blueliners, and tied for fourth overall, in assists... Also ranked second among d-men in goals and finished third overall in power-play tallies (4)... Paced Team Canada in average ice time (24:02).

**2007-08:** Collected his first overtime goal/point on Feb. 16 vs. St. Louis... Missed 28 of the season's first 44 games due to injury. **PLAYOFFS:** Tied for the team lead in points (1g-3a)... Registered points in three of the club's first four postseason games... Led the team in hits (18).

**2006-07:** Established a career high in plus/minus rating (+13)... Led Nashville d-men in goals (17) and ranked second in rearguard scoring (40)... Led the team in hits (165)... Was one of six NHL defensemen with 17 or more goals... Tallied the first three two-goal games of his career in a 12-game span (Feb. 14-March 8)... Tallied his first career three-point game (2g-1a) on March 3 at Los Angeles... Notched two assists and a +3 rating in the 2007 NHL YoungStars Game on Jan. 24 in Dallas... Missed three games due to injury... Won a gold medal with Canada at the 2007 World Championships in Russia and led his team in penalty minutes (31). **PLAYOFFS:** Tied for the team lead in assists (3) and shots (14)... Recorded two assists in Game One of the WCQ vs. Detroit.


**2005-06:** Led Nashville rookies in goals (2) and power-play goals (2)... Ranked 11th among NHL rookies with a +8 rating... Scored his first NHL goal and registered his first career multi-point game (1g-1a) at St. Louis on April 6... Opened the season

with Milwaukee (AHL) and was recalled three times (Jan. 6-7, Jan. 13-20 and Feb. 6-May 1)... In 46 games with Milwaukee, he led club defensemen in goals (12) and power-play goals (9)... Led Milwaukee d-men in goals and points (6g-5a-11pts), and ranked second overall on the club in power-play goals (5) in the playoffs... **PLAYOFFS:** Scored his first career playoff goal in his first playoff game (April 21), becoming the first rookie in franchise history to tally in the postseason... Tied for second among NHL rookie blueliners, and tied for the team lead, with two goals in the postseason.

**AMATEUR:** Named runner-up for the WHL's 2004-05 Bill Hunter Memorial Trophy (defenseman of the year) and was named to the 2004-05 WHL West First All-Star team... Named WHL Playoff MVP in 2005 after helping Kelowna capture its second championship in three years and clinch its third entry into the Memorial Cup in as many years... Won a gold medal with Canada at the 2005 World Junior Championships and tied for third in the tournament with a +10 rating... Helped Kelowna capture the CHL Memorial Cup in 2004 and was named to the tournament All-Star team... Led Kelowna and WHL defensemen in points (3g-14a-17pts) and assists in the 2004 WHL playoffs... Named to the WHL West Second All-Star Team in 2003-04 after leading the Rockets and tying for 11th in the WHL with a +23 rating... Also ranked second on Kelowna in power-play goals (8) and penalty minutes (126) in 2003-04... A member of the 2003 WHL Champion Kelowna Rockets... Finished second on Kelowna in penalty minutes (167) in 2002-03.

**BACKGROUND:** Nickname: "Webs"... Spends his summers in Kelowna, B.C.... Favorites include Slapshot (movie), Dexter (TV show), Nickelback (band/musician) and The Life of Pi by Yann Martel (book)... Rob Blake was his favorite player growing up... Lists winning Olympic Gold in 2010 as his top hockey accomplishment... Would like to own and operate a restaurant someday... Enjoys Nashville for its small-town feel, friendly people and great hockey fans... Has a Great Dane/Bull Mastiff mix named Dug.

**TRANSACTIONS:** **June 22, 2003** - Nashville's fourth choice, 49th overall (second round), in the 2003 NHL Entry Draft.






# SHEA WEBER



## STATISTICAL BREAKDOWN

| YEAR          | TEAM | PP        | SH       | GW        | S           | %           | +/-       | TF       | FW       | F%          | MIN          | H          | BS         | Shootouts |          |             |          |
|---------------|------|-----------|----------|-----------|-------------|-------------|-----------|----------|----------|-------------|--------------|------------|------------|-----------|----------|-------------|----------|
|               |      |           |          |           |             |             |           |          |          |             |              |            |            | S         | G        | S%          | GDG      |
| 2005-06       | NSH  | 2         | 0        | 1         | 46          | 4.3%        | 8         | 0        | 0        | 0.0%        | 17:00        | 54         | 38         | 0         | 0        | .000        | 0        |
| 2006-07       | NSH  | 6         | 0        | 2         | 152         | 11.2%       | 13        | 0        | 0        | 0.0%        | 19:23        | 165        | 77         | 0         | 0        | .000        | 0        |
| 2007-08       | NSH  | 5         | 0        | 2         | 152         | 3.9%        | -6        | 0        | 0        | 0.0%        | 19:29        | 115        | 44         | 0         | 0        | .000        | 0        |
| 2008-09       | NSH  | 10        | 1        | 4         | 251         | 9.2%        | 1         | 0        | 0        | 0.0%        | 23:58        | 192        | 95         | 0         | 0        | .000        | 0        |
| 2009-10       | NSH  | 7         | 0        | 3         | 222         | 7.2%        | 0         | 0        | 0        | 0.0%        | 23:10        | 165        | 106        | 1         | 0        | .000        | 0        |
| 2010-11       | NSH  | 6         | 1        | 3         | 254         | 6.3%        | 7         | 0        | 0        | 0.0%        | 25:19        | 211        | 113        | 0         | 0        | .000        | 0        |
| <b>TOTALS</b> |      | <b>36</b> | <b>2</b> | <b>15</b> | <b>1077</b> | <b>7.4%</b> | <b>23</b> | <b>0</b> | <b>0</b> | <b>0.0%</b> | <b>22:06</b> | <b>902</b> | <b>473</b> | <b>1</b>  | <b>0</b> | <b>.000</b> | <b>0</b> |



## INTERNATIONAL RECORD

Canada

| Year | Event    | GP | G | A | PTS | PIM |
|------|----------|----|---|---|-----|-----|
| 2005 | WJC      | 6  | 0 | 0 | 0   | 10  |
| 2007 | WC       | 6  | 1 | 1 | 2   | 31  |
| 2009 | WC       | 9  | 4 | 8 | 12  | 6   |
| 2010 | Olympics | 7  | 2 | 4 | 6   | 2   |

## CAREER RECORD

| SEASON                      | CLUB      | LEAGUE | Regular Season |           |            |            |            | Playoffs  |          |          |           |           |
|-----------------------------|-----------|--------|----------------|-----------|------------|------------|------------|-----------|----------|----------|-----------|-----------|
|                             |           |        | GP             | G         | A          | PTS        | PIM        | GP        | G        | A        | PTS       | PIM       |
| 2001-02                     | Sicamous  | KJHL   | 47             | 9         | 33         | 42         | 87         | --        | --       | --       | --        | --        |
|                             | Kelowna   | WHL    | 5              | 0         | 0          | 0          | 0          | --        | --       | --       | --        | --        |
| 2002-03                     | Kelowna   | WHL    | 70             | 2         | 16         | 18         | 167        | 19        | 1        | 4        | 5         | 26        |
| 2003-04                     | Kelowna   | WHL    | 60             | 12        | 20         | 32         | 126        | 17        | 3        | 14       | 17        | 16        |
| 2004-05                     | Kelowna   | WHL    | 55             | 12        | 29         | 41         | 95         | 18        | 9        | 8        | 17        | 25        |
| 2005-06                     | Milwaukee | AHL    | 46             | 12        | 15         | 27         | 49         | 14        | 6        | 5        | 11        | 16        |
|                             | Nashville | NHL    | 28             | 2         | 8          | 10         | 42         | 4         | 2        | 0        | 2         | 8         |
| 2006-07                     | Nashville | NHL    | 79             | 17        | 23         | 40         | 60         | 5         | 0        | 3        | 3         | 2         |
| 2007-08                     | Nashville | NHL    | 54             | 6         | 14         | 20         | 49         | 6         | 1        | 3        | 4         | 6         |
| 2008-09                     | Nashville | NHL    | 81             | 23        | 30         | 53         | 80         | --        | --       | --       | --        | --        |
| 2009-10                     | Nashville | NHL    | 78             | 16        | 27         | 43         | 36         | 6         | 2        | 1        | 3         | 4         |
| 2010-11                     | Nashville | NHL    | 82             | 16        | 32         | 48         | 56         | 12        | 3        | 2        | 5         | 8         |
| <b>NHL/PREDATORS TOTALS</b> |           |        | <b>402</b>     | <b>80</b> | <b>134</b> | <b>214</b> | <b>323</b> | <b>33</b> | <b>8</b> | <b>9</b> | <b>17</b> | <b>28</b> |

## CAREER HIGHLIGHTS

**MOST GOALS, GAME:**  
2 - six times, last Oct. 22, 2009 at Ottawa

**MOST ASSISTS, GAME:**  
3 - twice, last Dec. 29, 2009 at St. Louis

**MOST POINTS, GAME:**  
4 - (1g-3a) Oct. 18, 2008 vs. Columbus

**MOST PIM, GAME:**  
15 - Feb. 3, 2007 vs. Anaheim

**MOST SHOTS, GAME:**  
10 - twice, last Jan. 2, 2010 vs. Anaheim

**LONGEST GOAL-SCORING STREAK:**  
2 - 12 times, last (2g) Jan. 2-5, 2011

**LONGEST ASSIST STREAK:**  
4 - (5a) Jan. 6-13, 2011

**LONGEST POINT-SCORING STREAK:**  
9 - (3g-10a) Dec. 31, 2010-Jan. 16, 2011

**CAREER HAT TRICKS:**  
None

**CAREER PENALTY SHOTS:**  
None

**CAREER OVERTIME POINTS:**  
7 (4g-3a)

**FIRST NHL GAME:**  
Jan. 6, 2006 vs. Detroit

**FIRST NHL GOAL:**  
April 6, 2006 at St. Louis (Reinhard Divis)

**FIRST GAME AS A PREDATOR:**  
Jan. 6, 2006 vs. Detroit

**FIRST GOAL AS A PREDATOR:**  
April 6, 2006 at St. Louis (Reinhard Divis)

# COLIN WILSON



**COLIN WILSON**  
(KAH-ihnn WIHL-suhn)  
Center

**SHOOTS:** Left  
**HEIGHT:** 6-1  
**WEIGHT:** 210  
**DOB:** October 20, 1989  
**BIRTHPLACE:** Greenwich, Connecticut  
**HOMETOWN:** Winnipeg, Manitoba

**ACQUIRED**  
**June 20, 2008** - Nashville's first choice, seventh overall (first round), in 2008 Entry Draft.

## VERSUS THE NHL

|      | GP | G | A | PTS | PIM |
|------|----|---|---|-----|-----|
| ANA  | 5  | 0 | 0 | 0   | 0   |
| BOS  | 2  | 2 | 1 | 3   | 0   |
| BUF  | 1  | 0 | 1 | 1   | 0   |
| CGY  | 4  | 0 | 1 | 1   | 0   |
| CAR  | 2  | 0 | 0 | 0   | 0   |
| CHI  | 9  | 1 | 0 | 1   | 0   |
| COL  | 4  | 2 | 0 | 2   | 0   |
| CBJ  | 7  | 1 | 3 | 4   | 0   |
| DAL  | 7  | 3 | 1 | 4   | 0   |
| DET  | 9  | 2 | 1 | 3   | 4   |
| EDM  | 6  | 1 | 0 | 1   | 0   |
| FLA  | 3  | 1 | 1 | 2   | 0   |
| LA   | 7  | 2 | 3 | 5   | 0   |
| MIN  | 6  | 1 | 2 | 3   | 2   |
| MTL  | 1  | 0 | 0 | 0   | 0   |
| NSH  | 0  | 0 | 0 | 0   | 0   |
| N.J. | 2  | 0 | 1 | 1   | 2   |
| NYI  | 2  | 0 | 0 | 0   | 0   |
| NYR  | 2  | 2 | 0 | 2   | 0   |
| OTT  | 2  | 0 | 1 | 1   | 0   |
| PHI  | 2  | 0 | 1 | 1   | 0   |
| PHX  | 6  | 0 | 2 | 2   | 2   |
| PIT  | 2  | 0 | 1 | 1   | 0   |
| STL  | 9  | 1 | 1 | 2   | 5   |
| S.J. | 5  | 2 | 1 | 3   | 0   |
| T.B. | 1  | 1 | 0 | 1   | 0   |
| TOR  | 1  | 0 | 0 | 0   | 0   |
| VAN  | 5  | 0 | 1 | 1   | 2   |
| WSH  | 2  | 0 | 1 | 1   | 0   |
| WPG  | 3  | 2 | 1 | 3   | 7   |

**2010-11:** One of three players to suit up for all 82 of Nashville's games... Tied for fifth on the team in goals (16), doubling his rookie output... Posted 21 (11g-10a) of his 34 points (16g-18a) in 41 road games. Also a +8 on the road, third-best on the team... Ranked fourth on the team in shooting percentage (15.8%), and tied for 18th in the NHL among players scoring at least 10 goals... Nine of his 16 goals came with the score tied... Played in his 100th career NHL game on March 3 at Vancouver... Notched his first career multi-goal game on Dec. 28 vs. Dallas, the first of three multi-point performances in a five-game span (3g-4a) that also saw him collect a career-high three points (1g-2a) on Jan. 6 at Los Angeles. **PLAYOFFS:** Dressed for three of the club's six WCS games vs. Vancouver.

**2009-10:** Started the season with Nashville, posting two points (1g-1a) in his first 10 career games, then notched 13 points (7g-6a) in 25 games during his first career recall from Feb. 9 through the end of the season... Notched the first multi-point game of his career on March 9 at San Jose (1g-1a)... Scored his first career NHL goal on Oct. 21 at Boston and followed it up with his first career assist the following night at Ottawa... Became the fourth-youngest player (19 years, 357 days) in franchise history upon making his NHL debut on Oct. 12 vs. Edmonton... Missed 11 NHL games due to injury... Named AHL Rookie of the Month for January after amassing 20 points (7g-13a) in 17 games during the month. **PLAYOFFS:** Appeared in all six of the club's playoff games, posting his first career playoff point/assist in Game Six.

**AMATEUR:** The 2009 USA Hockey College Player of the Year, and the Inside College Hockey 2009 Player of the Year... One of three Hobey Baker "Hat Trick" Finalists in 2008-09 after finishing second in the nation in both points (55) and assists (38)... Helped BU win the 2009 NCAA National Championship... Named to the 2009 Frozen Four All-Tournament Team after posting five points (2g-3a) in four NCAA Tournament games... A 2009 First-Team East All-America selection and First-Team All-Hockey East... 2009 Hockey East Scoring Champion... Named Team USA's Most Outstanding Player at the 2009 World Junior Championships after tying for

eight in the tournament, with nine points (3g-6a) in six games... The lone college player on Team USA at the 2009 World Championships in Switzerland... Became the fifth player in Boston University history to be named Hockey East Rookie of the Year in 2007-08 after posting 35 points (13g-22a) in 37 games... Tied for the goal-scoring lead at 2008 World Junior Championships and ranked second on Team USA in points... Played in both the 2006 and 2007 Under-18 World Championships, winning a gold medal in 2006 and tying for the tournament scoring lead (5g-7a), while leading Team USA to a silver medal, in 2007... Led the U.S. Under-18 National Team Development Program in assists (45) in 2006-07.

**BACKGROUND:** Nickname: "Willy"... His dad, Carey, played 12 seasons in the NHL for Calgary, Hartford and N.Y. Rangers... His grandfather, Gerry, had a brief stint in the NHL with the Montreal Canadiens and later was the Winnipeg Jets team doctor. He is also known for pioneering the arrival of European hockey players in North America... Lists Jaromir Jagr as his favorite player growing up and St. Louis defenseman Kevin Shattenkirk and Philadelphia forward James van Riemsdyk as his closest friends in the sport... Goals outside of hockey include finishing his sociology/criminology degree at Boston U., and learning how to play the piano or guitar... If he could meet anyone throughout history, it would be Abraham Lincoln... Wishes he would have invented Facebook, which he calls "arguably the most important invention of this generation."

**TRANSACTIONS:** **June 20, 2008** - Nashville's first choice, seventh overall (first round), in 2008 Entry Draft.



## INTERNATIONAL RECORD

United States

| Year | Event   | GP | G | A | PTS | PIM |
|------|---------|----|---|---|-----|-----|
| 2006 | U-18 WC | 6  | 0 | 1 | 1   | 8   |
| 2007 | U-18 WC | 7  | 5 | 7 | 12  | 4   |
| 2008 | WJC     | 6  | 6 | 1 | 7   | 4   |
| 2009 | WJC     | 6  | 3 | 6 | 9   | 4   |
|      | WC      | 9  | 0 | 2 | 2   | 2   |

## CAREER RECORD

| SEASON     | CLUB              | LEAGUE | Regular Season |    |    |     |     | Playoffs |    |    |     |     |
|------------|-------------------|--------|----------------|----|----|-----|-----|----------|----|----|-----|-----|
|            |                   |        | GP             | G  | A  | PTS | PIM | GP       | G  | A  | PTS | PIM |
| 2005-06    | USNTDP            | U-17   | 15             | 9  | 7  | 16  | 2   | --       | -- | -- | --  | --  |
|            | USNTDP            | U-18   | 16             | 2  | 4  | 6   | 8   | --       | -- | -- | --  | --  |
|            | USNTDP            | NAHL   | 34             | 10 | 11 | 21  | 10  | 2        | 0  | 0  | 0   | 2   |
| 2006-07    | USNTDP            | U-18   | 58             | 32 | 45 | 77  | 53  | --       | -- | -- | --  | --  |
| 2007-08    | Boston University | H-East | 37             | 12 | 23 | 35  | 22  | --       | -- | -- | --  | --  |
| 2008-09    | Boston University | H-East | 43             | 17 | 38 | 55  | 52  | --       | -- | -- | --  | --  |
| 2009-10    | Milwaukee         | AHL    | 40             | 13 | 21 | 34  | 19  | --       | -- | -- | --  | --  |
|            | Nashville         | NHL    | 35             | 8  | 7  | 15  | 7   | 6        | 0  | 1  | 1   | 0   |
| 2010-11    | Nashville         | NHL    | 82             | 16 | 18 | 34  | 17  | 3        | 0  | 0  | 0   | 0   |
| NHL TOTALS |                   |        | 117            | 24 | 25 | 49  | 24  | 9        | 0  | 1  | 1   | 0   |

## STATISTICAL BREAKDOWN

| YEAR    | TEAM | PP | SH | GW | S   | %    | +/- | TF | FW | F%    | MIN   | H   | BS | Shootouts |   |      |     |
|---------|------|----|----|----|-----|------|-----|----|----|-------|-------|-----|----|-----------|---|------|-----|
|         |      |    |    |    |     |      |     |    |    |       |       |     |    | S         | G | SG   | GDG |
| 2009-10 | NSH  | 0  | 0  | 1  | 101 | 5.9% | 2   | 8  | 2  | 25.0% | 10:50 | 72  | 7  | 0         | 0 | .000 | 0   |
| 2010-11 | NSH  | 0  | 0  | 1  | 85  | 9.4% | 8   | 3  | 2  | 66.7% | 11:52 | 95  | 17 | 0         | 0 | .000 | 0   |
| TOTALS  |      | 2  | 0  | 4  | 652 | 6.1% | -21 | 78 | 41 | 52.6% | 10:07 | 505 | 56 | 0         | 0 | .000 | 0   |

## CAREER HIGHLIGHTS

**MOST GOALS, GAME:**  
2 - Dec. 28, 2011 vs. Dallas

**MOST ASSISTS, GAME:**  
2 - twice, last Jan. 6, 2011 at Los Angeles

**MOST POINTS, GAME:**  
3 - (1g-2a) Jan. 6, 2011 at Los Angeles

**MOST PIM, GAME:**  
7 - April 5, 2011 vs. Atlanta

**MOST SHOTS, GAME:**  
4 - eight times, last Feb. 9, 2011 at Detroit

**LONGEST GOAL-SCORING STREAK:**  
2 - twice, last (2g) Dec. 6-8, 2010

**LONGEST ASSIST STREAK:**  
2 - three times, last (2a) Feb. 3-5, 2011

**LONGEST POINT-SCORING STREAK:**  
3 - twice, last (1g-2a) Oct. 13-16, 2010

**CAREER HAT TRICKS:**  
None

**CAREER PENALTY SHOTS:**  
None

**CAREER OVERTIME POINTS:**  
1 (1a)

**FIRST NHL GAME:**  
Oct. 12, 2009 vs. Edmonton

**FIRST NHL GOAL:**  
Oct. 21, 2009 at Boston (Tim Thomas)

**FIRST GAME AS A PREDATOR:**  
Oct. 12, 2009 vs. Edmonton

**FIRST GOAL AS A PREDATOR:**  
Oct. 21, 2009 at Boston (Tim Thomas)



# KYLE WILSON



**KYLE WILSON**  
(KIGHL WIHL-suhn)  
Center

**SHOOTS:** Left  
**HEIGHT:** 6-1  
**WEIGHT:** 201  
**DOB:** December 15, 1984  
**BIRTHPLACE:** Oakville, Ontario  
**HOMETOWN:** Oakville, Ontario

**ACQUIRED**  
**July 5, 2011** – Signed as a free agent by Nashville.

## VERSUS THE NHL

|      | GP | G | A | PTS | PIM |
|------|----|---|---|-----|-----|
| ANA  | 1  | 0 | 1 | 1   | 0   |
| BOS  | 0  | 0 | 0 | 0   | 0   |
| BUF  | 1  | 0 | 0 | 0   | 2   |
| CGY  | 3  | 0 | 1 | 1   | 4   |
| CAR  | 0  | 0 | 0 | 0   | 0   |
| CHI  | 2  | 0 | 0 | 0   | 0   |
| COL  | 3  | 0 | 2 | 2   | 0   |
| CBJ  | 0  | 0 | 0 | 0   | 0   |
| DAL  | 2  | 0 | 0 | 0   | 0   |
| DET  | 3  | 0 | 0 | 0   | 0   |
| EDM  | 1  | 1 | 1 | 2   | 0   |
| FLA  | 0  | 0 | 0 | 0   | 0   |
| L.A. | 2  | 0 | 1 | 1   | 2   |
| MIN  | 2  | 1 | 0 | 1   | 2   |
| MTL  | 1  | 1 | 0 | 1   | 0   |
| NSH  | 1  | 0 | 0 | 0   | 0   |
| N.J. | 0  | 0 | 0 | 0   | 0   |
| NYI  | 1  | 0 | 0 | 0   | 0   |
| NYR  | 0  | 0 | 0 | 0   | 0   |
| OTT  | 0  | 0 | 0 | 0   | 0   |
| PHI  | 1  | 1 | 0 | 1   | 2   |
| PHX  | 1  | 0 | 0 | 0   | 0   |
| PIT  | 0  | 0 | 0 | 0   | 0   |
| STL  | 3  | 0 | 2 | 2   | 0   |
| S.J. | 1  | 0 | 0 | 0   | 0   |
| T.B. | 1  | 0 | 0 | 0   | 0   |
| TOR  | 1  | 0 | 0 | 0   | 0   |
| VAN  | 2  | 0 | 1 | 1   | 0   |
| WSH  | 0  | 0 | 0 | 0   | 0   |
| WPG  | 1  | 0 | 0 | 0   | 0   |

**2010-11:** Started the season with Columbus, appearing in 31 of the team's first 46 games, before being assigned to Springfield on Jan. 19. Recalled on one other occasion (March 6) for one game... Led Columbus in shootout-deciding goals (2) and tied for second in shootout goals and attempts (2/5)... Posted nine points (4g-5a) in his first 12 games with the Blue Jackets from Oct. 22-Nov. 19... Notched nine points (4g-5a) in 15 home games versus two points (2a) in 17 road games... Ranked 18th in the AHL in points per game (1.04) among players to appear in 15 games... Started a five-game point streak (6g-4a) in his ninth game with Springfield, posting his second three-assist performance of the AHL season on Feb. 12 and ending it with a hat trick on Feb. 19.

**CAREER NOTES:** Notched a pair of assists in his NHL debut on Dec. 15, 2009 at Colorado... Helped the Hershey Bears (AHL) win their second consecutive Calder Cup in 2009-10... Tied for fourth on the 2009-10 Bears in goals (24) and ranked fifth in points (53)... Ranked fifth on the Bears in 2010 postseason goals (6) and tied for third in plus/minus rating (+9)... Helped Hershey win the 2009 Calder Cup... Ranked third on Hershey in goals (28) and fifth in points (58) while playing in all 80 of the team's games for the second consecutive season in 2008-09... Tied for 11th in the AHL in shootout goals (6) in 2008-09... Tallied two assists in the deciding Game Six of the Calder Cup Final at Manitoba on June 12, 2009... Ranked third in the AHL in game-winning goals (8) and tied for 11th in goals (30) with Hershey in 2007-08... Ranked second on the Bears in goals, and third in points (61) in 2007-08... Tied for the Hershey team lead in assists (3) during the 2008 playoffs... Began his rookie pro season with San Antonio (AHL) before being assigned South Carolina (ECHL) in mid-November 2006. Loaned to Hershey on Dec. 1, 2006 and went on to be named team rookie of the year... Tied for 10th among 2006-07 AHL rookies in points (25g-30a-55pts), in addition to tying for third among first-year players in plus/minus rating (+18), fifth in game-winning goals (5) and sixth in power-play goals (10)... Ranked third on the 2006-07 Hershey Bears in goals (24)... Tied for third on the team, and led all rookies, in goals (7) and points (16) during the 2007 Calder Cup Playoffs as the Bears advanced to their first of three Calder Cup Finals in a four-year span.

**AMATEUR:** Compiled 101 points (46g-55a) in 139 games at Colgate University (ECAC) from 2002-06, becoming the 47th player in school history to reach the 100-point mark... Named Second Team All-ECAC in 2005-06 after leading the league in goals (23) and tying for third in conference scoring (41)... Tied for second in the ECAC, and 15th in the NCAA, in power-play goals (10) in 2005-06... Recipient of the 2006 Steve Riggs Memorial Award for gentlemanly play and a high standard of ability... Tied for the Colgate team lead in assists (18) and ranked fifth in points (23) in 2004-05... Ranked second on the Raiders in goals (tie, 14) and power-play goals (7), and ranked third in points (31), as a sophomore in 2003-04... Also tied for eighth in ECAC power-play goals in 2003-04... Tallied the game-winning goal at 1:05 of the fourth overtime in Colgate's ECAC quarterfinal victory over Dartmouth on March 14, 2003, ending the longest game in school history and the fifth longest game in NCAA history (121:05)... Played two seasons with the Strathroy Rockets from 2000-02, where he was teammates with Columbus forward Jeff Carter. Other Rocket alumni include Florida's Brian Campbell, St. Louis' Andy McDonald and Dale Hunter.

**BACKGROUND:** Received his bachelor's degree in physics from Colgate University... Lists winning back-to-back Calder Cups with Hershey as his top hockey accomplishment... Has a dog (Boxer) named Gus... Historical figure he would have most liked to meet is Sir Isaac Newton... Favorites include The Boondock Saints (movie), Pearl Jam and Brad Paisley (musicians), sushi (food), Tosh.0 (TV show) and St. John in the U.S. Virgin Islands (vacation destination... Wife - Ashley.

**TRANSACTIONS:** **July 5, 2011** – Signed as a free agent by Nashville... **July 2, 2010** – Signed as a free agent by Columbus... **July 5, 2007** – Signed as a free agent by Washington... **June 27, 2004** – Minnesota's 12th pick, 272nd overall (ninth round), in the 2004 Entry Draft.



## CAREER HIGHLIGHTS

**MOST GOALS, GAME:**  
1 - four times, last Nov. 6, 2010 vs. Minnesota

**MOST ASSISTS, GAME:**  
2 - twice, last Nov. 10, 2010 vs. St. Louis

**MOST POINTS, GAME:**  
2 - three times, last (2a) Nov. 10 vs. St. Louis

**MOST PIM, GAME:**  
4 - Oct. 22, 2010 vs. Calgary

**MOST SHOTS, GAME:**  
5 - Oct. 28, 2010 vs. Edmonton

**LONGEST GOAL-SCORING STREAK:**  
2 - (2g) Oct. 25-28, 2010

**LONGEST ASSIST STREAK:**  
2 - twice, last (2a) Dec. 21-23, 2010

**LONGEST POINT-SCORING STREAK:**  
2 - four times, last (2a) Dec. 21-23, 2010

**CAREER HAT TRICKS:**  
None

**CAREER PENALTY SHOTS:**  
None

**CAREER OVERTIME POINTS:**  
None

**FIRST NHL GAME:**  
Dec. 15, 2009 at Colorado

**FIRST NHL GOAL:**  
Oct. 25, 2010 vs. Philadelphia (Brian Boucher)

**FIRST GAME AS A PREDATOR:**  
None

**FIRST GOAL AS A PREDATOR:**  
None

## CAREER RECORD

| CAREER RECORD |                |        | Regular Season |    |    |     |     | Playoffs |    |    |     |     |
|---------------|----------------|--------|----------------|----|----|-----|-----|----------|----|----|-----|-----|
| SEASON        | CLUB           | LEAGUE | GP             | G  | A  | PTS | PIM | GP       | G  | A  | PTS | PIM |
| 2002-03       | Colgate Univ.  | ECAC   | 33             | 4  | 2  | 6   | 15  | --       | -- | -- | --  | --  |
| 2003-04       | Colgate Univ.  | ECAC   | 37             | 14 | 17 | 31  | 23  | --       | -- | -- | --  | --  |
| 2004-05       | Colgate Univ.  | ECAC   | 30             | 5  | 18 | 23  | 12  | --       | -- | -- | --  | --  |
| 2005-06       | Colgate Univ.  | ECAC   | 39             | 23 | 18 | 41  | 22  | --       | -- | -- | --  | --  |
| 2006-07       | Hershey        | AHL    | 54             | 24 | 30 | 54  | 26  | 19       | 7  | 9  | 16  | 8   |
|               | San Antonio    | AHL    | 7              | 1  | 0  | 1   | 2   | --       | -- | -- | --  | --  |
|               | South Carolina | ECHL   | 5              | 3  | 2  | 5   | 4   | --       | -- | -- | --  | --  |
| 2007-08       | Hershey        | AHL    | 80             | 30 | 31 | 61  | 26  | 5        | 0  | 3  | 3   | 2   |
| 2008-09       | Hershey        | AHL    | 80             | 28 | 30 | 58  | 31  | 22       | 3  | 7  | 10  | 2   |
| 2009-10       | Hershey        | AHL    | 77             | 24 | 29 | 53  | 23  | 21       | 6  | 6  | 12  | 4   |
|               | Washington     | NHL    | 2              | 0  | 2  | 2   | 0   | --       | -- | -- | --  | --  |
| 2010-11       | Columbus       | NHL    | 32             | 4  | 7  | 11  | 12  | --       | -- | -- | --  | --  |
|               | Springfield    | AHL    | 23             | 12 | 12 | 24  | 2   | --       | -- | -- | --  | --  |
| NHL TOTALS    |                |        | 34             | 4  | 9  | 13  | 12  | 0        | 0  | 0  | 0   | 0   |

## STATISTICAL BREAKDOWN

| Statistical Breakdown |      |    |    |    |    |       |     |     |    |       |       |    | Shootouts |   |   |      |     |
|-----------------------|------|----|----|----|----|-------|-----|-----|----|-------|-------|----|-----------|---|---|------|-----|
| Year                  | Team | PP | SH | GW | S  | %     | +/- | TF  | FW | F%    | Min   | H  | BS        | S | G | S%   | GDG |
| 2009-10               | WSH  | 0  | 0  | 0  | 1  | 0.0%  | 1   | 13  | 4  | 30.8% | 9:41  | 1  | 0         | 0 | 0 | .000 | 0   |
| 2010-11               | CBJ  | 0  | 0  | 0  | 38 | 10.5% | -3  | 133 | 63 | 47.4% | 10:38 | 21 | 8         | 5 | 2 | .000 | 2   |
| TOTALS                |      | 0  | 0  | 0  | 39 | 10.3% | -2  | 146 | 67 | 45.9% | 10:35 | 22 | 8         | 5 | 2 | .000 | 2   |




# PLAYERS IN THE SYSTEM



Amateur

European Pro/Amateur

Professional



## TAYLOR **ARONSON**

(TAY-luhr AIHR-uhn-suhn)

Shoots right. • 6-1, 197 lbs. • Born, Placentia, Calif., December 30, 1991.  
(Nashville's second choice, 78th overall (third round), in 2010 Entry Draft).

**CAREER NOTES:** Ranked eighth among Western Hockey League defensemen in plus/minus rating during the 2010-11 season (+36), helping the Portland Winter Hawks win the Western Conference and advance to the WHL Finals... Ranked third among Hawks defensemen in both points and assists in 2010-11... Played in all 21 of Portland's 2011 WHL Playoff contests... Signed his first pro contract, a three-year entry level deal, on Dec. 29, 2010... Ranked sixth among WHL rookie defensemen in points (5g-25a) in 2009-10... Also tied for fourth among first-year blueliners in assists, and tied for fifth in goals... Amassed nine points (2g-7a) in 11 games during the 2010 WHL Playoffs, good for seventh among League rookies despite the Hawks being eliminated in the second round... A first-round pick of the USHL's Tri-City Storm, but opted to go to the WHL... Spent the 2008-09 season with the L.A. Junior Kings... One of three Southern Californians playing in the organization along with Predators defenseman Jonathon Blum and 2011 draftee Chase Baisly.

### DEFENSE

| REGULAR SEASON |                |        |    |   |    |     |     | PLAYOFFS |    |    |     |     |
|----------------|----------------|--------|----|---|----|-----|-----|----------|----|----|-----|-----|
| SEASON         | CLUB           | LEAGUE | GP | G | A  | PTS | PIM | GP       | G  | A  | PTS | PIM |
| 2008-09        | L.A. Jr. Kings | MWEHL  | 45 | 9 | 16 | 25  | 68  | --       | -- | -- | --  | --  |
| 2009-10        | Portland       | WHL    | 71 | 5 | 25 | 30  | 65  | 11       | 2  | 7  | 9   | 13  |
| 2010-11        | Portland       | WHL    | 71 | 5 | 32 | 37  | 81  | 21       | 0  | 2  | 2   | 20  |



## STANISLAV **BALAN**

(STAHN-ihs-lahv BAH-lehn)

Shoots left. • 6-2, 161 lbs. • Born, Hodonin, Czech Republic, January 30, 1986.  
(Nashville's eighth choice, 209th overall (seventh round), in 2004 Entry Draft).

**CAREER NOTES:** Expected to spend his first season with expansion Lev Poprad (KHL) after five straight seasons with HC Zlin (Czech Republic) from 2006-11... Tied for second on Zlin in plus/minus rating (+14) in addition to posting a career-high eight goals in 2010-11... Ranked second on the club in assists (3) in four 2011 postseason contests... Posted Czech League highs in points (16) and assists (11) in 2009-10... Also ranked second on Zlin in penalty minutes (85) in 2009-10... Ranked fourth on Zlin in penalty minutes (61) in 2008-09... Also appeared in five games with Dukla Jihlava (Czech Republic-2) in 2008-09, posting seven points (4g-3a)... Played his only season in North America with the Portland Winter Hawks (WHL) in 2005-06. Ranked third on the team in penalty minutes (102), and tied for third on the club in playoff assists (4)... Led Zlin's junior team in penalty minutes (131) and finished second on the club in assists (13) in 2004-05... Made his debut in the Czech Extraliga in 2003-04 after spending most of the season with Zlin's junior team... Helped the Czech Republic to a bronze medal at the 2004 World U-18 Championships, notching two assists in seven games.

### CENTER

| REGULAR SEASON |                  |           |    |    |    |     |     | PLAYOFFS |    |    |     |     |
|----------------|------------------|-----------|----|----|----|-----|-----|----------|----|----|-----|-----|
| SEASON         | CLUB             | LEAGUE    | GP | G  | A  | PTS | PIM | GP       | G  | A  | PTS | PIM |
| 2001-02        | HC Zlin Jr.      | CzRep-Jr. | 48 | 21 | 23 | 44  | 60  | 4        | 1  | 1  | 2   | 0   |
| 2002-03        | HC Zlin Jr.      | CzRep-Jr. | 35 | 24 | 21 | 45  | 59  | 3        | 2  | 0  | 2   | 16  |
| 2003-04        | HC Zlin Jr.      | CzRep-Jr. | 53 | 23 | 33 | 56  | 122 | 5        | 2  | 0  | 2   | 31  |
|                | HC Hame Zlin     | CzRep     | 4  | 1  | 0  | 1   | 2   | --       | -- | -- | --  | --  |
| 2004-05        | HC Zlin Jr.      | CzRep-Jr. | 37 | 10 | 13 | 23  | 131 | 2        | 0  | 0  | 0   | 2   |
|                | SHK Hodonin      | CzRep-3   | 5  | 3  | 2  | 5   | 20  | --       | -- | -- | --  | --  |
| 2005-06        | Portland         | WHL       | 67 | 14 | 23 | 37  | 102 | 12       | 1  | 4  | 5   | 18  |
| 2006-07        | HC Hame Zlin     | CzRep     | 44 | 4  | 3  | 7   | 48  | 5        | 0  | 0  | 0   | 2   |
|                | SK Slavia Trebic | CzRep-2   | 7  | 3  | 2  | 5   | 12  | --       | -- | -- | --  | --  |
| 2007-08        | RI Okna Zlin     | CzRep     | 46 | 2  | 6  | 8   | 46  | 8        | 2  | 0  | 2   | 8   |
|                | HC Prostějov     | CzRep-2   | 2  | 1  | 0  | 1   | 2   | --       | -- | -- | --  | --  |
| 2008-09        | RI Okna Zlin     | CzRep     | 46 | 5  | 3  | 8   | 61  | 4        | 0  | 0  | 0   | 0   |
|                | HC Dukla Jihlava | CzRep-2   | 5  | 4  | 3  | 7   | 4   | --       | -- | -- | --  | --  |
| 2009-10        | PSG Zlin         | CzRep     | 52 | 5  | 11 | 16  | 85  | 6        | 0  | 2  | 2   | 4   |
| 2010-11        | PSG Zlin         | CzRep     | 50 | 8  | 8  | 16  | 30  | 4        | 0  | 3  | 3   | 4   |



## VICTOR **BARTLEY**

(VIHK-tohr BAHRT-lee)

Shoots left. • 6-0, 203 lbs. • Born, Maple Ridge, B.C., February 17, 1988.  
(Signed as a free agent on May 24, 2011).

### DEFENSE

**CAREER NOTES:** Spent the 2010-11 campaign with Rogle of Sweden's second division (Allsvenskan), ranking second among league defensemen in points and assists, and tied for third in goals (11g-23a-34pts, 52gp)... Ranked second among league blueliners in shots on goal (132), in addition to leading Rogle in the category... Ranked second on the 2010-11 Rogle club in penalty minutes (56)... The first North American defenseman to play for Rogle since the 1995-96 season (Greg Brown)... Tied for first in assists and sixth in points (2g-7a-9pts) among all skaters during 2011 qualification play (Kval till Elitserien)... Split his first professional season between the ECHL's Utah Grizzlies and AHL's Bridgeport Sound Tigers in 2009-10... Played five Western Hockey League seasons with Kamloops and Regina from 2004-09, amassing 168 points (36g-132a) and 466 penalty minutes in 336 games... Tied for ninth among WHL defensemen in goals (15) and ranked 12th in points (46) as captain of the Regina Pats in 2008-09... Also tied for fifth among WHL blueliners in power-play goals (10) in 2008-09... Ranked among the Top 15 WHL defensemen in both goals (10) and points (42) while splitting the 2007-08 season between the Pats and Blazers... Tied for eighth among league blueliners in assists (39) in 2006-07... Represented Canada at the 2006 Under-18 World Championships, posting a pair of points (1g-1a) in seven games... Earned a silver medal with Team Pacific at the 2005 World Under-17 Hockey Challenge, ranking second among defensemen in assists (5), and fourth in points (5) in the process.

| REGULAR SEASON |            |          |    |    |    |     | PLAYOFFS |    |    |    |     |     |
|----------------|------------|----------|----|----|----|-----|----------|----|----|----|-----|-----|
| SEASON         | CLUB       | LEAGUE   | GP | G  | A  | PTS | PIM      | GP | G  | A  | PTS | PIM |
| 2003-04        | Kamloops   | WHL      | 3  | 0  | 0  | 0   | 0        | -- | -- | -- | --  | --  |
| 2004-05        | Kamloops   | WHL      | 68 | 4  | 6  | 10  | 58       | 5  | 0  | 3  | 3   | 4   |
| 2005-06        | Kamloops   | WHL      | 65 | 3  | 24 | 27  | 114      | -- | -- | -- | --  | --  |
| 2006-07        | Kamloops   | WHL      | 67 | 4  | 39 | 43  | 104      | 4  | 0  | 2  | 2   | 8   |
| 2007-08        | Kamloops   | WHL      | 36 | 3  | 15 | 18  | 51       | -- | -- | -- | --  | --  |
| 2008-09        | Regina     | WHL      | 25 | 7  | 17 | 24  | 42       | 6  | 1  | 3  | 4   | 8   |
|                | Regina     | WHL      | 72 | 15 | 31 | 46  | 97       | -- | -- | -- | --  | --  |
|                | Providence | AHL      | 10 | 0  | 0  | 0   | 6        | -- | -- | -- | --  | --  |
| 2009-10        | Utah       | ECHL     | 21 | 2  | 11 | 13  | 21       | -- | -- | -- | --  | --  |
| 2010-11        | Bridgeport | AHL      | 8  | 2  | 0  | 2   | 6        | -- | -- | -- | --  | --  |
|                | Rogle      | Sweden-2 | 52 | 11 | 23 | 34  | 56       | 10 | 2  | 7  | 9   | 8   |



## TAYLOR **BECK**

(TAY-luhr BEHK)

Shoots right. • 6-2, 203 lbs. • Born, St. Catharines, Ont., May 13, 1991.  
(Nashville's fourth choice, 70th overall (third round) in the 2009 Entry Draft).

### RIGHT WING

**CAREER NOTES:** Finished the 2010-11 regular season ranked seventh in the Ontario Hockey League in points (95) and assists (53), and eighth in goals (42) in his fourth season with the Guelph Storm... Also tied for third in the OHL in game-winning goals (9) and tied for fourth in power-play goals (16)... Guelph's nominee for the Red Tilson Trophy given to the OHL's Most Outstanding Player for the second consecutive season in 2010-11... Finished second in the "Best Shot" category in the 2011 Western Conference Coaches' Poll... Named CHL/OHL Player of the Week for the week ending February 27 after leading the league with 13 points (4g-9a) in four games... Represented Team OHL in the 2010 Subway Super Series in November... Notched a point in all but one of the Storm's six 2011 playoff contests, tying for second on the club in points (3g-5a-8pts)... Joined Milwaukee (AHL) upon the completion of Guelph's campaign, appearing in the team's final four regular season contests, and in eight of 13 Calder Cup Playoff games... Winner of the 2010 Jim Mahon Memorial Trophy as the OHL's top scoring right wing after tying for fourth in the Ontario Hockey League in points (39g-54a-93pts) with the Storm in 2009-10... Also ranked ninth in the League in goals and 10th in assists in 2009-10... Named a 2009-10 OHL Second-Team All-Star... Received the third-most votes in the 2010 Western Conference Coaches' Poll for "Most Dangerous Player in the Goal Area"... Notched an assist for the Western Conference in the 2010 OHL All-Star Classic... Tied for the team lead in goals (3), and ranked third in points (6) during the 2010 OHL Playoffs... Ranked fourth on Guelph (OHL) in both points (58) and assists (36) in 2008-09... Played in the 2009 CHL Top Prospects Game, where he scored the game-winning goal for Team Orr... Finished second among Guelph rookies in points (21), goals (7) and assists (14) in 2007-08... Won a gold medal with Team Ontario at the 2008 World U-18 Challenge on a team that also included Predators prospect Ryan Ellis... Teammate of Michael Latta, who the Predators selected two picks after him in the 2009 Entry Draft... His father, Stan, played minor league baseball for the Boston Red Sox and his uncle, Jim Douglas, played on Canada's soccer team at the 1976 Olympics in Montreal.

| REGULAR SEASON |           |        |    |    |    |     | PLAYOFFS |    |   |   |     |     |
|----------------|-----------|--------|----|----|----|-----|----------|----|---|---|-----|-----|
| SEASON         | CLUB      | LEAGUE | GP | G  | A  | PTS | PIM      | GP | G | A | PTS | PIM |
| 2007-08        | Guelph    | OHL    | 56 | 7  | 14 | 21  | 43       | 7  | 0 | 0 | 0   | 4   |
| 2008-09        | Guelph    | OHL    | 67 | 22 | 36 | 58  | 36       | 4  | 0 | 0 | 0   | 2   |
| 2009-10        | Guelph    | OHL    | 61 | 39 | 54 | 93  | 54       | 5  | 3 | 3 | 6   | 2   |
| 2010-11        | Guelph    | OHL    | 62 | 42 | 53 | 95  | 60       | 6  | 3 | 5 | 8   | 10  |
|                | Milwaukee | AHL    | 4  | 0  | 1  | 1   | 0        | 8  | 2 | 0 | 2   | 2   |






# PLAYERS IN THE SYSTEM



Amateur

European Pro/Amateur

Professional



## ANTHONY **BITETTO**


(AN-thu-nee biht-EHT-oh)

Shoots left. • 6-1, 210 lbs. • Born, Island Park, N.Y., July 15, 1990.  
(Nashville's fourth choice, 168th overall (sixth round), in the 2010 Entry Draft).

### DEFENSE

**CAREER NOTES:** Expected to play his sophomore season at Northeastern University (Hockey East) in 2011-12... Appeared in all 38 of Northeastern's contests during his freshman season in 2010-11, finishing seventh among Hockey East defensemen in points (3g-17a-20pts), and tied for eighth in Conference rookie scoring... Also tied for second among Conference defensemen in power-play points (3g-11a-14pts)... Named to the 2010-11 Hockey East All-Rookie Team... Recipient of the 2011 Ed Arrington Rookie of the Year Award, given annually to a NU freshman... Named the Hockey East Rookie of the Week on Jan. 24, 2010... A 2009-10 All-USHL Second Team selection in his first full season with the Indiana Ice... Ranked fourth among United States Hockey League defensemen in points, third in assists and sixth at the position in goals (11g-29a-40pts) in 2009-10... Tied for first among USHL blueliners in game-winning goals, ranked second in shooting percentage (13.6%) and tied for sixth at the position in power-play goals (6) in 2009-10... Led the 2009-10 Ice in penalty minutes (99), and paced team d-men in plus/minus rating (+11)... Named USHL Defensive Player of the Week twice in two weeks in February 2010 after posting 23 points (7g-16a) in a 12-game span, which included two five-point games... Helped Indiana win the 2009 Clark Cup, dressing for all 13 of the club's postseason contests... Started the 2008-09 season as captain of Apple Core (EJHL), before joining the Ice in early January... Played 13 years in the Apple Core (N.Y.) development system that has also produced current NHLers Rob Scuderi, Douglas Murray, Mark Eaton and Eric Mystrom.

| REGULAR SEASON |                 |        |    |    |    |     |     | PLAYOFFS |    |    |     |     |
|----------------|-----------------|--------|----|----|----|-----|-----|----------|----|----|-----|-----|
| SEASON         | CLUB            | LEAGUE | GP | G  | A  | PTS | PIM | GP       | G  | A  | PTS | PIM |
| 2007-08        | N.Y. Apple Core | EJHL   | 17 | 2  | 6  | 8   | 28  | --       | -- | -- | --  | --  |
| 2008-09        | N.Y. Apple Core | EJHL   | 30 | 2  | 9  | 11  | 50  | --       | -- | -- | --  | --  |
|                | Indiana         | USHL   | 24 | 1  | 3  | 4   | 29  | 13       | 0  | 3  | 3   | 6   |
| 2009-10        | Indiana         | USHL   | 58 | 11 | 29 | 40  | 99  | 9        | 2  | 2  | 4   | 19  |
| 2010-11        | Northeastern    | H-East | 38 | 3  | 17 | 20  | 66  | --       | -- | -- | --  | --  |



## GABRIEL **BOURQUE**

(gah-BREE-ehl BOHRK)

Shoots left. • 5-10, 192 lbs. • Born, Rimouski, Que., September 23, 1990.  
(Nashville's ninth choice, 132nd overall (fifth round), in the 2009 Entry Draft).

### LEFT WING

**CAREER NOTES:** Played his first professional season with Milwaukee (AHL) in 2010-11, ranking third on the team in goals (18)... Paced Admiral forwards in games played in 2010-11 (78), while tying for second among club forwards in plus/minus rating (+10)... Tied for second on the 2010-11 Admirals in power-play goals (5)... Converted four of seven shootout attempts (57.1 percent), tying for the Milwaukee club lead in shootout efficiency in 2010-11... Led Milwaukee in 2011 Calder Cup Playoff goals (7) and points (13), while ranking second on the team in postseason plus/minus (+7)... Notched five points (2g-3a) in his pro playoff debut, Game One of the West Division Semifinals vs. Texas (April 14, 2011)... Helped Moncton win the 2010 President's Trophy as QMJHL Champions and advance to the 2010 Memorial Cup... Awarded the 2010 Guy Lafleur Trophy as Playoffs MVP after pacing all skaters in goals (19) and ranking third in points (29) in 21 games during the postseason... Also tied for first in the 2010 postseason in game-winning goals (4), ranked second in plus/minus rating (+19), and tied for third in power-play goals (5)... Notched five multi-goal games in the 2010 QMJHL Playoffs, including a four-goal performance in second round, and another hat trick in Game One of the Finals... Played for Team QMJHL in the 2009 Subway Super Series, notching three points (2g-1a), including both game winners, in two games... Earned a silver medal with Canada at the 2010 World Championships... Tied a Team Canada record for points in a World Junior Championship game with seven (3g-4a) in the nation's opening-game win over Latvia... Tied for seventh at the 2010 WJC in assists (6) and tied for 11th in points (9)... Captained the Drakkar in 2008-09... Tied for the Drakkar team lead in game-winning goals (3) in 2008-09... Ranked second on Baie-Comeau in power-play goals (11) in 2008-09... Participated in 2009 Canada's National Junior Team Development Camp... Led all Baie-Comeau rookies in points (28), goals (10) and assists (18) in 2007-08.

| REGULAR SEASON |             |        |    |    |    |     |     | PLAYOFFS |    |    |     |     |
|----------------|-------------|--------|----|----|----|-----|-----|----------|----|----|-----|-----|
| SEASON         | CLUB        | LEAGUE | GP | G  | A  | PTS | PIM | GP       | G  | A  | PTS | PIM |
| 2007-08        | Baie-Comeau | QMJHL  | 65 | 10 | 18 | 28  | 38  | 5        | 0  | 0  | 0   | 0   |
| 2008-09        | Baie-Comeau | QMJHL  | 60 | 22 | 39 | 61  | 82  | 5        | 0  | 2  | 2   | 16  |
| 2009-10        | Baie-Comeau | QMJHL  | 30 | 13 | 25 | 38  | 61  | --       | -- | -- | --  | --  |
| 2010-11        | Moncton     | QMJHL  | 25 | 3  | 11 | 14  | 37  | 24       | 19 | 10 | 29  | 20  |
|                | Milwaukee   | AHL    | 78 | 18 | 18 | 36  | 19  | 13       | 7  | 6  | 13  | 4   |



## ZACH **BUDISH**

(ZAK BOO-dihsh)

Shoots right. • 6-3, 221 lbs. • Born, Edina, Minn., May 9, 1991.  
(Nashville's second choice, 41st overall (second round), in the 2009 Entry Draft).

### RIGHT WING

**CAREER NOTES:** Expected to play his junior season at the University of Minnesota (WCHA) in 2011-12... Missed the majority of the 2010-11 campaign due to a knee injury sustained on Nov. 1, 2010... Named to the 2010-11 All-WCHA Academic Team... Played in all 39 of Minnesota's games during his freshman season in 2009-10... Ranked second on the 2009-10 Golden Gophers in penalty minutes (45)... Paced UM in face-off winning percentage in 2009-10 (57.2%)... The Gophers posted a 9-1-1 record when he registered a point vs. a 9-18-1 record when he didn't reach the scoresheet in 2009-10... Took part in the 2009 and 2010 USA Hockey National Junior Evaluation Camps... Missed the 2008-09 Minnesota High School season due to a torn ACL sustained while playing football... Prior to his injury, played 15 games in the Minnesota High School Elite League for Team Southwest, posting 27 points (14g-13a)... Voted 2007-08 Edina High School MVP, helping the team to the 2008 Class AA championship game... A 2008 Associated Press First-Team All-State selection... Led the Hornets in assists (37) and ranked second on the club in points (63) and goals (26) in 2007-08... 2008 Classic Lake All-Conference selection in both hockey and football... Participated in both the U-17 and U-18 Five Nations tournaments in the Czech Republic... His father, Kim, played football at the University of Minnesota from 1972-73.

| REGULAR SEASON |                 |         |    |    |    |     |     | PLAYOFFS |    |    |     |     |
|----------------|-----------------|---------|----|----|----|-----|-----|----------|----|----|-----|-----|
| SEASON         | CLUB            | LEAGUE  | GP | G  | A  | PTS | PIM | GP       | G  | A  | PTS | PIM |
| 2006-07        | Edina H.S.      | USHS-MN | 31 | 22 | 25 | 47  | n/a | --       | -- | -- | --  | --  |
| 2007-08        | Edina H.S.      | USHS-MN | 30 | 26 | 37 | 63  | n/a | --       | -- | -- | --  | --  |
| 2008-09        | Southwest       | UMHSEL  | 15 | 14 | 13 | 27  | 12  | --       | -- | -- | --  | --  |
| 2009-10        | U. of Minnesota | WCHA    | 39 | 7  | 10 | 17  | 45  | --       | -- | -- | --  | --  |
| 2010-11        | U. of Minnesota | WCHA    | 7  | 2  | 4  | 6   | 2   | --       | -- | -- | --  | --  |



## PATRICK **CEHLIN**

(PAT-rihk SAY-lihn)

Shoots right. • 5-11, 170 lbs. • Born, Huddinge, Sweden, July 27, 1991.  
(Nashville's third choice, 126th overall (fifth round), in the 2010 Entry Draft).

### RIGHT WING

**CAREER NOTES:** Played his second full season in the Swedish Elite League with Djurgarden in 2010-11, tying for fifth among League junior players in points (16) and assists (12)... Joined Djurgarden's junior team upon the completion of senior team's season, and helped the club to a bronze medal... Tied for third in junior league playoff goals (4), and tied for ninth in points (6)... Three of his four goals during the 2011 junior league playoffs were game winners, tying him for the league lead... Represented Sweden in the World Junior Championships for the second consecutive year in 2011, being named one of nation's three best players of the tournament by the coaches while tying for team lead in points (4g-2a-6pts)... Tied for fifth at the 2011 World Junior Championships in goals (4), and tied for sixth in penalty minutes (18)... Spent the majority of the 2009-10 season with Djurgarden's Elitserien team, helping them reach the League finals and earn a silver medal... Finished the 2008-09 season second on the Djurgarden junior team in both points and assists (10g-25a-35pts), while ranking third in goals... Tied for first in the tournament in penalty minutes (37) while representing Sweden at the 2009 U-18 World Championships... Posted four points (2g-2a) in six games during the U-18 Worlds tournament... Split the 2007-08 campaign between Djurgarden's junior and U-18 teams... Helped the U-18 team win the 2008 second division title, posting five assists in eight playoff contests... Helped Team Stockholm finish second in the 2007 TV-Pucken tournament, a famous U-17 national championship in Sweden consisting of teams from 24 districts. Notched seven points (2g-5a) in eight games during the tourney... Has played five seasons in the Djurgarden system, the same organization that produced current Predator Patric Hornqvist.

| REGULAR SEASON |                  |            |    |    |    |     | PLAYOFFS |    |    |    |     |     |
|----------------|------------------|------------|----|----|----|-----|----------|----|----|----|-----|-----|
| SEASON         | CLUB             | LEAGUE     | GP | G  | A  | PTS | PIM      | GP | G  | A  | PTS | PIM |
| 2007-08        | Djurgardens U-18 | Sweden-U18 | 5  | 2  | 6  | 8   | 6        | 8  | 0  | 5  | 5   | 12  |
|                | Djurgardens Jr.  | Sweden-Jr. | 22 | 5  | 3  | 8   | 8        | 4  | 0  | 1  | 1   | 4   |
| 2008-09        | Djurgardens U-18 | Sweden-U18 | 4  | 5  | 2  | 7   | 0        | 1  | 0  | 0  | 0   | 2   |
|                | Djurgardens Jr.  | Sweden-Jr. | 36 | 10 | 25 | 35  | 110      | 6  | 1  | 2  | 3   | 10  |
| 2009-10        | Djurgardens      | Sweden     | 2  | 0  | 0  | 0   | 0        | -- | -- | -- | --  | --  |
|                | Djurgardens Jr.  | Sweden-Jr. | 9  | 3  | 3  | 6   | 4        | -- | -- | -- | --  | --  |
| 2010-11        | Djurgardens      | Sweden     | 54 | 5  | 6  | 11  | 10       | 16 | 0  | 2  | 2   | 2   |
|                | Djurgardens      | Sweden     | 48 | 4  | 12 | 16  | 14       | 7  | 1  | 0  | 1   | 2   |
|                | Djurgardens Jr.  | Sweden-Jr. | -- | -- | -- | --  | --       | 5  | 4  | 2  | 6   | 0   |



# PLAYERS IN THE SYSTEM



Amateur

European Pro/Amateur

Professional



## BRODIE *DUPONT*


(BROH-dee DOO-pawnt)

Shoots left. • 6-2, 210 lbs. • Born, Russell, Man., February 17, 1987.  
(Acquired from the NY Rangers for Andreas Thuresson on July 2, 2011).

### LEFT WING

**CAREER NOTES:** Ranked third on the Connecticut Whale (AHL) in both points (14g-31a-45pts) and assists in 2010-11. Ranked second on the Whale in power-play goals (9) in 2010-11. Made his NHL debut with the NY Rangers on Jan. 22, 2011 vs. Atlanta... One of two members of the Hartford Wolf Pack (AHL) to appear in all 80 of the club's 2009-10 games, ranking third on the club in penalty minutes (124) and fifth in both goals and points (17g-22a-39pts)... One of just eight AHLers to finish 2008-09 with more than 40 points and more than 110 penalty minutes... Ranked fourth on Hartford in goals and points in 2008-09 (18g-24a-42pts)... Ranked ninth in the Western Hockey League and led the Calgary Hitmen in goals in 2006-07... Tied for the Calgary team lead in power-play goals (11) while ranking second in both points (70) and plus/minus rating (+23) in 2006-07... Paced the Hitmen in 2007 playoff goals and points (9g-7a-16pts). His goal total tied him for sixth in the WHL postseason... Paced Calgary in goals (30) and power-play goals (14), and tied for first on the team in points (53) in 2005-06... Recipient of Calgary's 2006 ENMAX Humanitarian Award... Notched three points (1g-2a) in five games for Team Western Canada at the 2004 World U-17 Challenge... The New York Rangers' fourth choice, 66th overall (third round), in the 2005 NHL Entry Draft.

| SEASON     | CLUB        | LEAGUE | REGULAR SEASON |    |    |     |     | PLAYOFFS |    |    |     |     |
|------------|-------------|--------|----------------|----|----|-----|-----|----------|----|----|-----|-----|
|            |             |        | GP             | G  | A  | PTS | PIM | GP       | G  | A  | PTS | PIM |
| 2003-04    | Swan Valley | MJHL   | 51             | 25 | 16 | 41  | 88  | 12       | 1  | 5  | 6   | 36  |
|            | Calgary     | WHL    | 2              | 0  | 1  | 1   | 0   | --       | -- | -- | --  | --  |
| 2004-05    | Calgary     | WHL    | 70             | 14 | 11 | 25  | 111 | 12       | 2  | 8  | 10  | 21  |
|            | Calgary     | WHL    | 72             | 30 | 23 | 53  | 123 | 13       | 4  | 5  | 9   | 24  |
| 2006-07    | Calgary     | WHL    | 70             | 37 | 33 | 70  | 90  | 18       | 9  | 7  | 16  | 33  |
|            | Hartford    | AHL    | 66             | 9  | 13 | 22  | 75  | 1        | 0  | 0  | 0   | 0   |
| 2008-09    | Hartford    | AHL    | 79             | 18 | 24 | 42  | 112 | 6        | 0  | 2  | 2   | 15  |
|            | Hartford    | AHL    | 80             | 17 | 22 | 39  | 124 | --       | -- | -- | --  | --  |
| 2009-10    | Hartford    | AHL    | 72             | 14 | 31 | 45  | 78  | 6        | 1  | 2  | 3   | 6   |
|            | NY Rangers  | NHL    | 1              | 0  | 0  | 0   | 0   | --       | -- | -- | --  | --  |
| NHL TOTALS |             |        | 1              | 0  | 0  | 0   | 0   | 0        | 0  | 0  | 0   | 0   |



## MATTIAS *EKHOLM*

(mat-TEE-uhs EHK-hohlm)

Shoots left. • 6-4, 204 lbs. • Born, Borlänge, Sweden, May 24, 1990.  
(Nashville's seventh choice, 102nd overall (fourth round), in the 2009 Entry Draft).

### DEFENSE

**CAREER NOTES:** Played his first Swedish Elite League season with Brynas in 2010-11, and was named Elitserien Rookie of the Year... Tied for fourth among Elitserien defensemen in both goals (10) and points (33), and tied for fifth at the position in assists (23)... Ranked second on Brynas in plus/minus rating (+10), and third in both shots (102) and power-play goals (5) in 2010-11... Played in all five of Brynas' 2011 playoff contests... Paced all defensemen in playoff assists (4) and was tied for fourth in points (4) at the completion of the 2011 playoffs' first round... Represented Sweden in all five legs of the European Hockey Tour, posting four assists in 18 games... Was named Best Defenseman at the 2010 Karjala Tournament and a Media All-Star at the 2011 LG Hockey Games... Led all junior players in Sweden's second division (Allsvenskan) in assists (21), and ranked fourth among junior skaters in points (22) with Mora in 2009-10... Tied for the 2009-10 Mora team lead in penalty minutes (54) and ranked second among club blueliners in plus/minus rating (+10)... Earned a bronze medal while representing Sweden at the 2010 World Junior Championships... Tied for the 2010 WJC lead with a +10 rating... Split the 2008-09 season between Mora's senior and junior teams, combining for 21 points (5g-16a) in 59 games... Played the majority of both the 2007-08 and 2006-07 seasons with Mora's junior team... Played for Sweden at the 2008 U-18 World Championships, notching a goal in six games... Won a gold medal with Sweden at the 2008 Ivan Hlinka Memorial Tournament.

| SEASON  | CLUB      | LEAGUE     | REGULAR SEASON |    |    |     |     | PLAYOFFS |    |    |     |     |
|---------|-----------|------------|----------------|----|----|-----|-----|----------|----|----|-----|-----|
|         |           |            | GP             | G  | A  | PTS | PIM | GP       | G  | A  | PTS | PIM |
| 2006-07 | Mora U-18 | Sweden-U18 | 5              | 2  | 2  | 4   | 6   | --       | -- | -- | --  | --  |
|         | Mora Jr.  | Sweden-Jr. | 36             | 0  | 4  | 4   | 28  | 2        | 0  | 0  | 0   | 0   |
| 2007-08 | Mora U-18 | Sweden-U18 | 9              | 4  | 5  | 9   | 12  | --       | -- | -- | --  | --  |
|         | Mora Jr.  | Sweden-Jr. | 37             | 5  | 7  | 12  | 54  | --       | -- | -- | --  | --  |
| 2008-09 | Mora Jr.  | Sweden-Jr. | 1              | 0  | 0  | 0   | 0   | 6        | 0  | 0  | 0   | 2   |
|         | Mora Jr.  | Sweden-Jr. | 21             | 3  | 5  | 8   | 32  | --       | -- | -- | --  | --  |
| 2009-10 | Mora Jr.  | Sweden-Jr. | 38             | 2  | 11 | 13  | 12  | 3        | 0  | 0  | 0   | 4   |
|         | Mora Jr.  | Sweden-2   | 41             | 1  | 21 | 22  | 54  | 2        | 0  | 0  | 0   | 6   |
| 2010-11 | Brynas    | Sweden     | 55             | 10 | 23 | 33  | 38  | 5        | 0  | 4  | 4   | 10  |



## RYAN *ELLIS*

(RIGH-uhn EHL-ih-s)

Shoots right. • 5-10, 179 lbs. • Born, Hamilton, Ont., January 3, 1991.  
(Nashville's first choice, 11th overall (first round), in the 2009 Entry Draft).

### DEFENSE

**CAREER NOTES:** The third defenseman in Ontario Hockey League history to record 300 career points (73g-241a-314pts, +145, 207 PIMs, 226 gp), joining Rick Corrieau (329) and Denis Potvin (330)... Finished junior career ranked second all-time in Spitfires scoring behind Bill Bowler (467)... Named 2011 Canadian Hockey League Player and Defenseman of the Year... Won the 2011 Red Tilson Trophy awarded to the OHL's Most Outstanding Defenseman of the Year, the 2011 Max Kaminsky Trophy for the second time in three years as the League's Most Outstanding Defenseman of the Year and the Mickey Renaud Captain's Trophy for leadership on and off the ice... The third player to win the Kaminsky Award twice (Denis Potvin, Bryan Berard)... The fourth defenseman in the 67-year history of the Red Tilson Trophy to win the award... Named an OHL First Team All-Star for the second time in three seasons in 2010-11... Named Best Offensive Defenseman for the third straight year in the 2011 Western Conference Coaches Poll. Also finished first in voting in the Smartest Player and Hardest Shot categories, and third in the Top Penalty Killer category... Became the first OHL defenseman in 17 years to post more than 100 points in a season (24g-77a) in 2010-11... Led the OHL in points per game (1.74) and finished tied for fourth in overall points... Finished regular season second in OHL in assists and fourth in power-play assists (32)... Named OHL Defenseman of the Month three times in 2010-11 (November, January and February) and OHL Player of the Month once (February)... Captained Team OHL in the 2010 Subway Super Series in November... Notched points in 33 of his final 36 regular-season games, amassing 72 points (16g-56a) and a +23 rating in that span... Tied for fourth in 2011 OHL Playoff assists, while leading all defensemen and tying for seventh overall in points (63g-134pts)... Became the seventh player to represent Canada at three straight World Junior Championships in 2011, earning a silver medal for the second straight tournament while serving as team captain... The fourth Canadian ever to win three medals at the WJC, and with 25 points (5g-20a) in three tournaments, is the all-time leading defensive scorer in the history of the event... Named Best Defenseman, a tournament All-Star and one of Canada's three best players at the 2011 World Juniors... Led all 2011 tournament defensemen in points (10), tied for first in goals, and ranked second in assists (7)... Also ranked fourth among all skaters in points and tied for third in assists at the 2011 WJC... Won the Memorial Cup with the Windsor Spitfires for the second consecutive season in 2009-10... Tied for the 2010 Memorial Cup lead in assists (5), and ranked second among tournament defensemen in points (5a)... Named a 2010 Second-Team OHL All-Star... Voted the 2010 OHL Western Conference's Best Offensive Defenseman and player with the best shot, in addition to finishing second in voting in the Smartest Player and Hardest Shot categories in the annual coaches' poll... Served as captain for the Western Conference at the 2010 OHL All-Star Classic and for Team OHL in the 2009 Subway Super Series... Paced OHL blueliners in points per game (1.27) and assists per game (1.02) in 2009-10... Tied for third among 2009-10 d-men in power-play goals, and finished 11th among all OHL skaters in power-play assists (26)... Helped Windsor win the Robertson Cup as OHL Champions for the second consecutive season in 2009-10... Posted points in 16-of-19 OHL Playoff games, tying for second among all skaters, and ranking first among defensemen in points (3g-30a-33pts)... Paced all skaters in assists and power-play assists (13) during the 2010 OHL postseason... Earned a silver medal at the 2010 World Junior Championships... Tied for fourth in the 2010 WJC in assists (7), and finished second in defenseman scoring (8)... Helped Windsor win the 2009 Memorial Cup and OHL title... Named to the 2009 Memorial Cup All-Star Team... Led all defensemen and ranked fourth overall in OHL playoff scoring (31) and led all skaters in assists (23)... Won the 2009 Max Kaminsky Trophy as the OHL's most outstanding defenseman... Voted the 2009 OHL Western Conference's Smartest Player, Best Offensive Defenseman and player with the hardest shot in the annual coaches' poll... Led all OHL defensemen in points (89), goals (22) and assists (67) in 2008-09... Also ranked seventh among all OHL skaters in points, led the league in assists, and ranked second in plus/minus rating (+52)... Participated in the 2009 OHL All-Star Classic and the 2008 ADT Canada/Russia Challenge... Posted an assist and a game-best +3 rating at the 2009 CHL Top Prospects Game... Named OHL Defenseman of the Month three times in 2008-09 (October, February and March)... Won a gold medal with Canada at the 2009 World Junior Championships, posting seven points (1g-6a) in six games... Was the youngest defenseman to play for Canada since Jay Bouwmeester in 2001, and was one of just three draft-eligible players on the 2009 team... Named to the 2008 OHL All-Rookie Team after tying for third among OHL blueliners, and ranking fourth among all rookies in points (15g-48a-63pts) in 2007-08... Also ranked second among first-year players in assists... 2008 Bobby Smith Award winner as the OHL's scholastic player of the year... Won gold medals with Canada at both the 2008 U-18 World Championships and the 2008 Ivan Hlinka Memorial Tournament... Was a tournament all-star and claimed gold at the 2008 World U-17 Hockey Challenge with Team Ontario.

| SEASON  | CLUB      | LEAGUE | REGULAR SEASON |    |    |     |     | PLAYOFFS |    |    |     |     |
|---------|-----------|--------|----------------|----|----|-----|-----|----------|----|----|-----|-----|
|         |           |        | GP             | G  | A  | PTS | PIM | GP       | G  | A  | PTS | PIM |
| 2007-08 | Windsor   | OHL    | 63             | 15 | 48 | 63  | 51  | 5        | 2  | 3  | 5   | 2   |
|         | Windsor   | OHL    | 57             | 22 | 67 | 89  | 57  | 26       | 11 | 24 | 35  | 24  |
| 2009-10 | Windsor   | OHL    | 48             | 12 | 49 | 61  | 38  | 23       | 3  | 35 | 38  | 20  |
|         | Windsor   | OHL    | 58             | 24 | 77 | 101 | 61  | 18       | 6  | 13 | 19  | 12  |
| 2010-11 | Milwaukee | AHL    | --             | -- | -- | --  | --  | 7        | 1  | 1  | 2   | 2   |





# PLAYERS IN THE SYSTEM



Amateur

European Pro/Amateur

Professional



## DAVID **ELSNER**

(DAY-vihd EHLZ-nehr)

Shoots left. • 6-0, 184 lbs. • Born, Landshut, Germany, March 22, 1992.  
(Nashville's fourth choice, 194th overall (seventh round), in 2010 Entry Draft).

### LEFT WING

**CAREER NOTES:** Spent the majority of the 2010-11 season with Landshut in Germany's second division, but also played games with Landshut's junior squad, and with ERC Ingolstadt of the German Elite League... Ranked fourth on the Landshut Cannibals, and fourth among league junior players, in penalty minutes (65) in 2010-11... Appeared in all six of Landshut's 2011 playoff contests... Joined the Landshut Jr. Cannibals upon the completion of the senior team's season, and helped the club win the 2011 German Junior League title (DNL)... Tied for third in 2011 DNL Playoff goals (5), and tied for sixth in points (9)... Ranked third on the Landshut Jr. Cannibals in points per game (1.00) in 2009-10... Tied for third in points (2g-4a-6pts) and assists in five games during the 2010 German Junior League playoffs... Rated No. 52 among European skaters in Central Scouting Services final rankings... Won a gold medal with Germany at the 2009 Division I Under-18 Championships, posting four assists and a team-high 14 penalty minutes in five games at the tournament... Ranked second on the Landshut juniors in points and goals (17g-18a-35pts) in 36 games during the 2008-09 campaign... Tied for sixth in the German Junior League playoffs in assists (8) in 2009... Played for Germany at the 2008 U-17 World Hockey Challenge... Ranked fourth in points for the Junior Cannibals in 2007-08 (11g-8a-19pts)... Three of the seven German born-and-trained players to have appeared in at least 300 career NHL games have spent time with Landshut - Uwe Krupp, Christoph Schubert and Marco Sturm.

| REGULAR SEASON |                |             |    |    |    |     | PLAYOFFS |    |    |    |     |     |
|----------------|----------------|-------------|----|----|----|-----|----------|----|----|----|-----|-----|
| SEASON         | CLUB           | LEAGUE      | GP | G  | A  | PTS | PIM      | GP | G  | A  | PTS | PIM |
| 2007-08        | Landshut U-18  | Germany-Jr. | 36 | 11 | 8  | 19  | 16       | 3  | 1  | 0  | 1   | 4   |
| 2008-09        | Landshut U-18  | Germany-Jr. | 36 | 17 | 18 | 35  | 46       | 9  | 2  | 8  | 10  | 10  |
| 2009-10        | Landshut U-18  | Germany-Jr. | 17 | 10 | 7  | 17  | 63       | 5  | 2  | 4  | 6   | 12  |
| 2010-11        | Landshut       | Germany-2   | 29 | 6  | 3  | 9   | 6        | 6  | 0  | 0  | 0   | 16  |
|                | Landshut       | Germany-2   | 31 | 4  | 1  | 5   | 65       | 6  | 0  | 1  | 1   | 6   |
|                | Landshut U-18  | Germany-Jr. | 6  | 2  | 4  | 6   | 6        | 9  | 5  | 4  | 9   | 2   |
|                | ERC Ingolstadt | Germany     | 3  | 1  | 0  | 1   | 0        | -- | -- | -- | --  | --  |



## ATTE **ENGREN**

(AH-tay EHN-grehn)

Catches left. • 6-1, 186 lbs. • Born, Rauma, Finland, February 19, 1988.  
(Nashville's ninth choice, 204th overall (seventh round), in 2007 Entry Draft).

### GOALTENDER

**CAREER NOTES:** Spent his second full season with TPS Turku of the Finnish Elite League (SM-Liiga) in 2010-11, ranking third among league netminders in saves (1,525) while tying for fifth in games played (51) and eighth in shutouts (4)... Assigned to Milwaukee (AHL) upon the completion of his SM-Liiga season, and made his North American professional debut on March 26 at Rockford... Received the Urpo Ylonen Trophy as the Finnish Elite League's best goaltender in 2009-10... Won the 2010 SM-Liiga title with TPS Turku in his first full season in Finland's highest division... Ranked fourth in the Finnish League in save percentage (.921) and ninth in wins (21) in 2009-10... Ranked second in the 2010 playoffs in wins, posting a 7-1 record... Also ranked fourth in 2010 postseason goals-against average (1.82) and fifth in save percentage (.936)... Registered a shutout in six appearances with TPS Turku during his first season in the club's system in 2008-09... Also saw action with the TPS Jr. Team (Finland Jr.) and K-Vantaa (Finland-2) in 2008-09, going 6-3-0 in nine combined starts... Played the majority of the 2007-08 season with Lukko of the Finnish Junior League, but also appeared in games for Lukko's Elite League team and Hokki of the second division... Ranked 10th in the Finnish Junior League in save percentage in 2007-08 (.907)... Won a silver medal with Finland at the 2006 U-18 World Championships.

| REGULAR SEASON |                |             |    |    |    |     |       |     |    |       | PLAYOFFS |    |    |       |    |    |      |
|----------------|----------------|-------------|----|----|----|-----|-------|-----|----|-------|----------|----|----|-------|----|----|------|
| Season         | Club           | League      | GP | W  | L  | O/T | Mins. | GA  | SO | Avg.  | GP       | W  | L  | Mins. | GA | SO | Avg. |
| 2004-05        | Lukko U-18     | Finland-U18 | 10 | -- | -- | --  | 603   | 22  | 0  | 2.19  | --       | -- | -- | --    | -- | -- | --   |
| 2005-06        | Lukko U-18     | Finland-U18 | 16 | -- | -- | --  | 966   | 44  | 0  | 2.73  | --       | -- | -- | --    | -- | -- | --   |
| 2006-07        | Lukko Jr.      | Finland-Jr. | 11 | -- | -- | --  | 637   | 30  | 0  | 2.83  | 9        | -- | -- | 509   | 27 | 0  | 3.18 |
|                | Lukko Jr.      | Finland-Jr. | 38 | -- | -- | --  | 2277  | 115 | 1  | 3.03  | --       | -- | -- | --    | -- | -- | --   |
| 2007-08        | Suomi U-20     | Finland-2   | 2  | -- | -- | --  | 100   | 7   | 0  | 4.20  | --       | -- | -- | --    | -- | -- | --   |
|                | Lukko Jr.      | Finland-Jr. | 31 | 14 | 13 | --  | 1791  | 89  | 1  | 2.98  | 2        | 2  | 0  | 120   | 3  | 0  | 1.50 |
|                | Kajaanin Hokki | Finland-2   | 1  | 0  | 0  | 0   | 15    | 4   | 0  | 15.70 | --       | -- | -- | --    | -- | -- | --   |
| 2008-09        | Lukko          | Finland     | 1  | 0  | 1  | 0   | 59    | 3   | 0  | 3.05  | --       | -- | -- | --    | -- | -- | --   |
|                | TPS Turku      | Finland     | 6  | 1  | 1  | 4   | 317   | 17  | 1  | 3.22  | --       | -- | -- | --    | -- | -- | --   |
|                | K-Vantaa       | Finland-2   | 5  | 3  | 2  | 0   | 264   | 9   | 0  | 2.05  | --       | -- | -- | --    | -- | -- | --   |
|                | TPS Turku Jr.  | Finland-Jr. | 4  | 3  | 1  | 0   | 240   | 11  | 0  | 2.75  | --       | -- | -- | --    | -- | -- | --   |
| 2009-10        | TPS Turku      | Finland     | 35 | 15 | 31 | 1   | 1778  | 78  | 2  | 2.63  | 8        | 7  | 1  | 494   | 15 | 1  | 1.82 |
| 2010-11        | TuTo           | Finland-2   | 1  | 1  | 0  | 0   | 60    | 1   | 0  | 1.00  | 2        | -- | -- | 59    | 3  | 0  | 3.05 |
|                | TPS Turku      | Finland     | 51 | 10 | 25 | 13  | 2913  | 137 | 4  | 2.82  | --       | -- | -- | --    | -- | -- | --   |
|                | Milwaukee      | AHL         | 4  | 2  | 2  | 0   | 247   | 10  | 0  | 2.43  | --       | -- | -- | --    | -- | -- | --   |



## RYAN **FLYNN**

(RIGH-uhn FLIHN)

Shoots right. • 6-3, 210 lbs. • Born, St. Paul, Minn., March 22, 1988.  
(Nashville's fourth choice, 176th overall (sixth round), in the 2006 Entry Draft).

### RIGHT WING

**CAREER NOTES:** Appeared in 65 regular season games and nine Calder Cup Playoff contests during his rookie professional season with Milwaukee (AHL) in 2010-11... Tied for fourth among 2010-11 Admiral forwards in plus/minus rating (+7), and tied for third at the position in penalty minutes (41)... Served as team captain and played in 38 of the University of Minnesota's 39 games as a senior in 2009-10... Led Golden Gopher forwards and ranked second on the team in plus/minus rating (+5)... A 2010 WCHA and Big Ten Conference All-Academic team selection... Signed a two-year contract with Nashville on April 2, 2010, and appeared in two regular-season games, and one playoff contest for Milwaukee (AHL)... Ranked second on the club in penalty minutes (62), and was one of three Gophers to appear in all 37 games for UM in 2008-09... Also served as an alternate captain during his junior season... Helped Minnesota to their NCAA-record 32nd national tournament berth in 2007-08... Led Team USA and finished fourth in the tournament in penalty minutes (16)... Tied for the Minnesota team lead in penalty minutes (58) in 2006-07... Spent two seasons with the U.S. National Team Development program in 2004-05 (U-17) and 2005-06 (U-18)... Captured the gold medal with Team USA at the 2006 World U-18 Championships... Helped Team USA take first place at the 2005 Four Nations Cup in Rochester, N.Y.... Posted five points (2g-3a) in five games for Team USA at the 2005 World Under-17 Challenge... Attended Centennial High School in Circle Pines, Minn., helping the Cougars capture the 2003-04 state championship... Earned North Suburban All-Conference honors and an all-state honorable mention from the St. Paul Pioneer Press in 2003-04.

| REGULAR SEASON |                 |         |    |    |    |     | PLAYOFFS |    |    |    |     |     |
|----------------|-----------------|---------|----|----|----|-----|----------|----|----|----|-----|-----|
| SEASON         | CLUB            | LEAGUE  | GP | G  | A  | PTS | PIM      | GP | G  | A  | PTS | PIM |
| 2003-04        | Centennial      | USHS-MN | 30 | 29 | 39 | 68  | --       |    |    |    | --  | --  |
| 2004-05        | USNTDP          | U-17    | 14 | 4  | 5  | 9   | 12       | -- | -- | -- | --  | --  |
| 2005-06        | USNTDP          | NAHL    | 41 | 11 | 8  | 19  | 31       | 9  | 2  | 4  | 6   | 7   |
|                | USNTDP          | U-18    | 42 | 10 | 12 | 22  | 57       |    |    |    | --  | --  |
|                | USNTDP          | NAHL    | 17 | 6  | 5  | 11  | 20       | -- | -- | -- | --  | --  |
| 2006-07        | U. of Minnesota | WCHA    | 43 | 5  | 8  | 13  | 58       | -- | -- | -- | --  | --  |
| 2007-08        | U. of Minnesota | WCHA    | 38 | 4  | 11 | 15  | 51       | -- | -- | -- | --  | --  |
| 2008-09        | U. of Minnesota | WCHA    | 37 | 6  | 13 | 19  | 62       | -- | -- | -- | --  | --  |
| 2009-10        | U. of Minnesota | WCHA    | 38 | 2  | 8  | 10  | 36       | -- | -- | -- | --  | --  |
| 2010-11        | Milwaukee       | AHL     | 2  | 0  | 0  | 0   | 0        | 1  | 0  | 0  | 0   | 0   |
|                | Milwaukee       | AHL     | 65 | 6  | 6  | 12  | 41       | 9  | 0  | 0  | 0   | 4   |



# PLAYERS IN THE SYSTEM



Amateur

European Pro/Amateur

Professional




## KONSTANTIN GLAZACHEV *(kawn-stuhn-TIHN GLAH-zuh-chehv)*

Shoots right. • 6-0, 186 lbs. • Born, Arkhangelsk, Russia, February 18, 1985.  
(Nashville's second choice, 35th overall (second round), in 2003 Entry Draft).

### LEFT WING

**CAREER NOTES:** Expected to play his first season with Metallurg Magnitogorsk (KHL) in 2011-12... Led Dynamo Minsk (KHL) in points (12g-23a-35pts) and assists, and ranked third in goals in 2010-11... Tied for the Minsk team lead in power-play goals (5) and ranked second in shots (159) during his lone season with the club... Ranked second on Dynamo Minsk in 2011 Gagarin Cup Playoff points (2g-4a-6pts) and assists... Ranked second on Barys Astana (KHL) in goals (16), and third in points (33) in his second campaign with the club in 2009-10... Tied for seventh in the KHL in goals (28) and ranked ninth in points (52) with Barys Astana in 2008-09. Also tied for first on Barys in goals and ranked second on the club in points... Led the team in postseason goals (3) during the 2009 Gagarin Cup Playoffs... Played his first full Russian Super League season with Novokuznetsk Metallurg in 2007-08... Played for Russia at the 2003 U-18 World Championships, posting five points (2g-3a) in six games and earning a bronze medal.

| SEASON  | CLUB                   | LEAGUE   | REGULAR SEASON |    |    |     |     | PLAYOFFS |    |    |     |     |
|---------|------------------------|----------|----------------|----|----|-----|-----|----------|----|----|-----|-----|
|         |                        |          | GP             | G  | A  | PTS | PIM | GP       | G  | A  | PTS | PIM |
| 2003-04 | Yaroslavl              | Russia   | 35             | 4  | 3  | 7   | 4   | 2        | 0  | 0  | 0   | 0   |
|         | Yaroslavl 2            | Russia-3 | 9              | 6  | 5  | 11  | 8   | --       | -- | -- | --  | --  |
| 2004-05 | Sibir Novosibirsk      | Russia   | 24             | 4  | 9  | 13  | 6   | --       | -- | -- | --  | --  |
|         | Yaroslavl              | Russia   | 9              | 0  | 3  | 3   | 2   | --       | -- | -- | --  | --  |
|         | Yaroslavl 2            | Russia-3 | 20             | 17 | 9  | 26  | 14  | --       | -- | -- | --  | --  |
| 2005-06 | Yaroslavl              | Russia   | 29             | 7  | 4  | 11  | 8   | 9        | 0  | 2  | 2   | 0   |
| 2006-07 | Yaroslavl              | Russia   | 15             | 4  | 1  | 5   | 10  | --       | -- | -- | --  | --  |
|         | Yaroslavl 2            | Russia-3 | 4              | 2  | 5  | 7   | 0   | --       | -- | -- | --  | --  |
|         | Amur Khabarovsk        | Russia   | 22             | 4  | 7  | 11  | 14  | --       | -- | -- | --  | --  |
| 2007-08 | Metallurg Novokuznetsk | Russia   | 50             | 7  | 9  | 16  | 10  | --       | -- | -- | --  | --  |
| 2008-09 | Barys Astana           | KHL      | 56             | 28 | 24 | 52  | 30  | 3        | 3  | 0  | 3   | 2   |
| 2009-10 | Barys Astana           | KHL      | 42             | 16 | 17 | 33  | 18  | 2        | 0  | 0  | 0   | 0   |
| 2010-11 | Dynamo Minsk           | KHL      | 52             | 12 | 23 | 35  | 28  | 7        | 2  | 4  | 6   | 2   |



## ROMAN JOSI *(ROH-man YO-see)*

Shoots left. • 6-2, 198 lbs. • Born, Bern, Switzerland, June 1, 1990.  
(Nashville's third choice, 38th overall (second round), in 2008 Entry Draft).

### DEFENSE

**CAREER NOTES:** One of just three American Hockey League rookie defensemen to post at least 40 points (6g-34a-40pts) during his first North American season with Milwaukee in 2010-11... Tied for 11th among AHL blueliners, and led the Admirals, in assists... Ranked fourth among AHL defensemen and paced the Admirals in shots on goal (182), and tied for fifth at the position in power-play assists (22)... Led all American League defenders in shootout goals (4) and attempts (10). Also tied for the Milwaukee team lead in shootout attempts... Led the Admirals in power-play points (3g-22a-25pts)... Ranked ninth among AHL blueliners in 2011 Calder Cup Playoff points (1g-6a-7pts) despite playing only two of a possible four rounds... Tied for the Milwaukee team lead in power-play points (1g-3a-4pts) during the 2011 postseason... Helped SC Bern win both the Swiss League regular season and playoff titles in 2009-10... Paced all blueliners, and tied for fourth overall, in goals (6) during the 2010 playoffs... Ranked second among defensemen, and tied for ninth among all skaters, in points (13) in Bern's run to the 2010 NLA Playoff title... Also fourth among d-men in 2010 postseason assists (7)... Led all blueliners, and tied for second overall, in game-winning goals during the 2010 playoffs (2)... Limited to 26 of Bern's 50 regular-season games in 2009-10 due to various injuries... Ranked second among Swiss blueliners in points per game (.81) during the 2009-10 regular season... Started the 2009-10 campaign with 16 points (7g-9a) in his first 13 outings... Named to the Swiss team for the 2010 Olympic Games, but did not participate due to injury... Led Swiss defensemen in points (1g-2a-3pts) and plus/minus rating (+3) in seven games at the 2010 World Championships... Played in Switzerland's first four games at the 2010 World Championships, notching three points (1g-2a), before being sidelined due to injury... Led all Swiss League junior players (under-20) in goals, assists and points (7g-17a-24pts) in 2008-09... Also ranked second among SC Bern defensemen in points, goals and assists, helping it to the 2008-09 regular-season title... Named Top Defenseman at the 2009 Division I World Junior Championships, which Switzerland won to earn promotion to the top division in 2010... Tied for first among blueliners in goals (3) and ranked second among defensemen in scoring (4) at the DI World Junior tournament... Appeared in all six of Switzerland's contests at the 2009 World Championships... The youngest player on the Swiss roster, and third-youngest player overall, at the 2009 World Championships... One of just four 17-year-olds to play in Switzerland's top division with SC Bern in 2007-08... Ranked fifth among Swiss League junior players (under-20) in points (8) and assists (6) in 2007-08... Represented Switzerland at both the World Junior Championships and the Under-18 World Championships in 2007 and 2008... Tied for the Swiss team lead in points (1g-4a) and tied for fourth in assists among tournament defensemen at the 2008 Under-18 World Championships.

| SEASON  | CLUB      | LEAGUE    | REGULAR SEASON |    |    |     |     | PLAYOFFS |    |    |     |     |
|---------|-----------|-----------|----------------|----|----|-----|-----|----------|----|----|-----|-----|
|         |           |           | GP             | G  | A  | PTS | PIM | GP       | G  | A  | PTS | PIM |
| 2006-07 | Bern Jr.  | Swiss-Jr. | 33             | 14 | 16 | 30  | 28  | 14       | 1  | 3  | 4   | 2   |
|         | Bern      | Swiss     | 3              | 0  | 1  | 1   | 0   | --       | -- | -- | --  | --  |
| 2007-08 | Bern      | Swiss     | 35             | 2  | 6  | 8   | 10  | 6        | 0  | 0  | 0   | 0   |
|         | Neuchatel | Swiss-2   | 3              | 2  | 0  | 2   | 4   | --       | -- | -- | --  | --  |
| 2008-09 | Bern      | Swiss     | 42             | 7  | 17 | 24  | 16  | 6        | 0  | 0  | 0   | 2   |
| 2009-10 | Bern      | Swiss     | 26             | 9  | 12 | 21  | 12  | 15       | 6  | 7  | 13  | 8   |
| 2010-11 | Milwaukee | AHL       | 69             | 6  | 34 | 40  | 22  | 13       | 1  | 6  | 7   | 8   |



## LINUS KLASSE *(LEEh-nuhs KLAH-sehn)*

Shoots left. • 5-8, 178 lbs. • Born, Stockholm, Sweden, February 19, 1986.  
(Signed as a free agent on April 20, 2010).

### LEFT WING

**CAREER NOTES:** Expected to captain Malmo of Sweden's second league (Allsvenskan) in 2011-12... Recalled to Nashville twice in 2010-11 (Oct. 29 and Dec. 26), suiting up for four NHL games... Made his National Hockey League debut on Oct. 30, 2010 at Detroit... Ranked second on the 2010-11 Milwaukee Admirals (AHL) in points (22g-23a-45pts) despite dressing for only 47 of the club's 80 games due to injury... Led the 2010-11 Admirals in power-play goals (8) and tied for the club lead in game-winning goals (5)... Tied for third on Milwaukee in power-play points (8g-10a-18pts) in 2010-11... Led the American Hockey League in shooting percentage (21.8 percent), and tied for third in the league in both shootout goals (6) and attempts (13) in 2010-11... Represented the Western Conference at the 2011 AHL All-Star Classic... Named AHL Player of the Week on Oct. 24, 2011 after posting six points (3g-3a) in three games during the period... Tied for fifth in the Swedish Elite League in points (51), and ranked ninth in goals (19) with Sodertalje in 2009-10... Led Sodertalje in goals, assists (32) and points in 2009-10... Ranked third on the team in 2010 postseason points (4g-4a-8pts)... Paced Sodertalje in goals (14) and ranked second on the team in points (29) in 2008-09... Finalist for Swedish Elite League Rookie of the Year in 2007-08... Led Sodertalje in assists (20) and tied for the team lead in points (34) in 2007-08... Finished the 2006-07 campaign tied for second in points (16g-34a-50pts) playing for Huddinge in Sweden's second division (Allsvenskan)... Posted a tournament-best 13 points (2g-10a) in the 2007 postseason... Helped Huddinge earn a promotion to the Allsvenskan in 2005-06 by notching a postseason tournament-best 13 points (2g-11a) in eight games... Led Sweden's third division in points (22g-40a-62pts), and tied for second in assists with Huddinge in 2005-06... Started the 2004-05 season with the USHL's Lincoln Stars, before returning to his homeland in January... Ranked second in Sweden's U-18 second division in assists (12), and tied for sixth in points (20) in 2003-04... Helped Huddinge's U-18 squad win a second-division silver medal in 2002... His father, Robert, was drummer for the band "Noise," which was popular in Sweden during the 1980s.

| SEASON               | CLUB           | LEAGUE     | REGULAR SEASON |    |    |     |     | PLAYOFFS |    |    |     |     |
|----------------------|----------------|------------|----------------|----|----|-----|-----|----------|----|----|-----|-----|
|                      |                |            | GP             | G  | A  | PTS | PIM | GP       | G  | A  | PTS | PIM |
| 2004-05              | Huddinge Jr.   | Sweden-Jr. | 9              | 4  | 5  | 9   | 27  | 3        | 0  | 2  | 2   | 0   |
|                      | Huddinge       | Sweden-2   | 2              | 0  | 0  | 0   | 0   | --       | -- | -- | --  | --  |
|                      | Lincoln        | USHL       | 26             | 7  | 9  | 16  | 13  | --       | -- | -- | --  | --  |
| 2005-06              | Huddinge Jr.   | Sweden-Jr. | 8              | 3  | 6  | 9   | 29  | --       | -- | -- | --  | --  |
|                      | Huddinge       | Sweden-3   | 35             | 22 | 40 | 62  | 36  | 8        | 2  | 11 | 13  | 2   |
| 2006-07              | Huddinge       | Sweden-2   | 44             | 16 | 34 | 50  | 28  | 8        | 3  | 10 | 13  | 2   |
| 2007-08              | Sodertalje     | Sweden     | 52             | 14 | 20 | 34  | 24  | --       | -- | -- | --  | --  |
|                      | Sodertalje Jr. | Sweden-Jr. | 1              | 0  | 2  | 2   | 0   | --       | -- | -- | --  | --  |
| 2008-09              | Sodertalje     | Sweden     | 53             | 14 | 15 | 29  | 8   | 1        | 2  | 3  | 5   | 0   |
| 2009-10              | Sodertalje     | Sweden     | 51             | 19 | 32 | 51  | 20  | 10       | 4  | 4  | 8   | 4   |
| 2010-11              | Milwaukee      | AHL        | 47             | 22 | 23 | 45  | 20  | --       | -- | -- | --  | --  |
|                      | Nashville      | NHL        | 4              | 0  | 0  | 0   | 0   | --       | -- | -- | --  | --  |
| NHL/PREDATORS TOTALS |                |            | 4              | 0  | 0  | 0   | 0   | 0        | 0  | 0  | 0   | 0   |



## DENIS KULYASH *(DIHN-ins KOO-lee-ahsh)*

Shoots left. • 6-3, 199 lbs. • Born, Omsk, Russia, May 31, 1983.  
(Nashville's ninth choice, 243rd overall (eighth round), in 2004 Entry Draft).

### DEFENSE

**CAREER NOTES:** Will play his first season with Ak Bars Kazan (KHL) in 2011-12... Tied for sixth among KHL defensemen in goals (11) and tied for 13th among league blueliners in points (26) during his first full season with Avangard Omsk in 2010-11... Led Omsk defenders in points, goals and penalty minutes (45) in 2010-11, helping the club win the KHL's regular season title... Played in the KHL All-Star Game for the second time in his career in 2010-11... According to KHL's equipment, broke world record for hardest shot (110.3 mph) at KHL Super Skills Competition during All-Star Game festivities... Tied for fifth among KHL blueliners in goals (3) and 10th in points (6) during the 2011 Gagarin Cup Playoffs despite playing in only two rounds of the postseason... Ranked second among KHL defensemen in goals (12) in 2009-10... Represented Russia for the fifth time in the European Hockey Tour in 2009-10, posting three points (1g-2a) in six games... Ranked second among KHL defensemen in goals (16) with CSKA Moscow in 2008-09... Led CSKA blueliners in goals and points (26) while playing in all 56 games in 2008-09... Scored a goal in the inaugural KHL All-Star Game in January 2009... Tied for the team lead in goals (2) and led CSKA defenders in postseason points (3) during the 2009 Gagarin Cup Playoffs... Tied for third among Russian Super League defensemen in goals (9) in 2007-08... Played for Russia at the 2006 World Championships and was on Russia's 2006 Olympic team, but did not participate due to injury... Led Dynamo in goals (12) and penalty minutes (117) in 2005-06, and led team backliners in scoring (12g-5a-17pts)... Ranked second among Russian league defensemen in goals in 2005-06.

| SEASON  | CLUB          | LEAGUE | REGULAR SEASON |    |    |     |     | PLAYOFFS |    |    |     |     |
|---------|---------------|--------|----------------|----|----|-----|-----|----------|----|----|-----|-----|
|         |               |        | GP             | G  | A  | PTS | PIM | GP       | G  | A  | PTS | PIM |
| 2004-05 | CSKA Moscow   | Russia | 59             | 8  | 10 | 18  | 58  | --       | -- | -- | --  | --  |
| 2005-06 | Dynamo Moscow | Russia | 44             | 12 | 5  | 17  | 117 | 4        | 0  | 2  | 2   | 6   |
| 2006-07 | Dynamo Moscow | Russia | 48             | 3  | 9  | 12  | 58  | 2        | 0  | 0  | 0   | 2   |
| 2007-08 | CSKA Moscow   | Russia | 53             | 9  | 13 | 22  | 79  | 6        | 1  | 1  | 2   | 34  |
| 2008-09 | CSKA Moscow   | KHL    | 56             | 16 | 10 | 26  | 62  | 8        | 2  | 1  | 3   | 20  |
| 2009-10 | CSKA Moscow   | KHL    | 35             | 11 | 10 | 21  | 34  | --       | -- | -- | --  | --  |
|         | Avangard Omsk | KHL    | 6              | 1  | 1  | 2   | 6   | 3        | 0  | 0  | 0   | 4   |
| 2010-11 | Avangard Omsk | KHL    | 48             | 11 | 15 | 26  | 45  | 14       | 3  | 3  | 6   | 12  |





# PLAYERS IN THE SYSTEM



Amateur

European Pro/Amateur

Professional



## TEEMU LAAKSO

(TEE-moo LAK-soh)

Shoots right. • 6-1, 215 lbs. • Born, Tuusula, Finland, August 27, 1987.  
(Nashville's second choice, 78th overall (third round), in 2005 Entry Draft).

### DEFENSE

**CAREER NOTES:** Recalled by Nashville on three occasions in 2010-11 (Oct. 23, March 10, April 27), dressing for one game - a 1-0 victory at Dallas on Oct. 23 - and served as a practice player during the Predators' Western Conference Semifinals series vs. Vancouver... Ranked second on the 2010-11 Milwaukee Admirals (AHL) in plus/minus rating (+15)... Finished the 2010-11 regular season second among Milwaukee defensemen in goals (8), and tied for second in power-play goals (4)... Posted a four-game goal streak from March 29-April 4 (4g), tied for the longest by an AHL defenseman in 2010-11... Started the 2009-10 season with Nashville, playing in the team's first seven games... Made his NHL debut on Oct. 3, 2009 at Dallas... Assigned to Milwaukee on Oct. 20, 2009. Limited to 46 AHL games with Milwaukee in his second North American season due to injury... Ranked third among Admiral blueliners in plus/minus (+12) in 2009-10... Posted seven (2g-5a) of his 13 points (4g-9a) in the final six games of 2009-10... Played in all seven of Milwaukee's 2010 Calder Cup Playoff games, posting three points (1g-2a), good for third among Admirals defensemen... Missed the final 33 games of the 2008-09 regular season, and all 11 playoff games, due to injury... Played his third full season with HIFK Helsinki of the Finnish Elite League in 2007-08, tying for the team lead among blueliners in plus/minus rating (+7)... Led all HIFK skaters in average ice time (21:35) in seven playoff games in 2008... Appeared in the World Junior Championships for the third time in 2007 and led the tournament in penalty minutes (52)... Won a bronze medal with Finland at the 2006 World Junior Championships. Led tournament defensemen in goals (3) and tied for third overall with a +7 rating... Played for Finland as a 17-year-old at the 2005 World Junior Championships... Competed for Team Finland at the U-18 World Championships in both 2004 and 2005.

|                             |                    | REGULAR SEASON |          |          |          |          | PLAYOFFS |           |           |           |           |
|-----------------------------|--------------------|----------------|----------|----------|----------|----------|----------|-----------|-----------|-----------|-----------|
| SEASON                      | CLUB               | LEAGUE         | GP       | G        | A        | PTS      | GP       | G         | A         | PTS       | PIM       |
| 2003-04                     | HIFK Helsinki Jr.  | Finland-Jr.    | 41       | 3        | 6        | 9        | 20       | 3         | 0         | 1         | 0         |
| 2004-05                     | HIFK Helsinki Jr.  | Finland-Jr.    | 20       | 5        | 4        | 9        | 18       | --        | --        | --        | --        |
|                             | HIFK Helsinki      | Finland        | 15       | 0        | 2        | 2        | 2        | --        | --        | --        | --        |
|                             | HIFK Helsinki U-18 | Finland-U18    | --       | --       | --       | --       | 1        | 0         | 0         | 0         | 0         |
| 2005-06                     | HIFK Helsinki      | Finland        | 47       | 2        | 1        | 3        | 20       | 8         | 1         | 0         | 1         |
|                             | HIFK Helsinki Jr.  | Finland-Jr.    | 6        | 1        | 2        | 3        | 32       | --        | --        | --        | --        |
| 2006-07                     | HIFK Helsinki      | Finland        | 50       | 3        | 6        | 9        | 70       | 5         | 0         | 1         | 0         |
| 2007-08                     | HIFK Helsinki      | Finland        | 53       | 3        | 7        | 10       | 40       | 7         | 0         | 0         | 2         |
| 2008-09                     | Milwaukee          | AHL            | 42       | 2        | 7        | 9        | 50       | --        | --        | --        | --        |
| 2009-10                     | Milwaukee          | AHL            | 46       | 4        | 9        | 13       | 42       | 7         | 1         | 2         | 3         |
|                             | Nashville          | NHL            | 7        | 0        | 0        | 0        | 2        | --        | --        | --        | --        |
| 2010-11                     | Milwaukee          | AHL            | 74       | 8        | 22       | 30       | 46       | 8         | 1         | 1         | 2         |
|                             | Nashville          | NHL            | 1        | 0        | 0        | 0        | 0        | --        | --        | --        | --        |
| <b>NHL/PREDATORS TOTALS</b> |                    |                | <b>8</b> | <b>0</b> | <b>0</b> | <b>0</b> | <b>2</b> | <b>--</b> | <b>--</b> | <b>--</b> | <b>--</b> |



## JANI LAAJUNEN


(JAH-nee LA-joo-nehn)

Shoots left. • 6-1, 190 lbs. • Born, Helsinki, Finland, June 16, 1990.  
(Nashville's sixth choice, 201st overall (seventh round), in 2008 Entry Draft).

### CENTER

**CAREER NOTES:** Expected to play his first season in North America in 2011-12... Spent his second full season with the Espoo Blues in the Finnish Elite League (SM-Liiga) in 2010-11, helping the club advance to the league finals and earning a silver medal... Ranked second on Espoo in plus/minus rating (+7)... One of only four SM-Liiga players to record multiple power-play (2), shorthanded (2) and game-winning goals (2) in 2010-11... One of three players to appear in all 60 of Espoo's 2010-11 regular season contests. Also dressed for all 18 playoff games in the 2011 World Championship, posting three points (2g-1a) in four games... Recorded a point in all three of Finland's medal round games against Norway, Russia and Sweden... Represented Finland at the 2011 LG Hockey Games, notching a pair of assists in three games... Tied for the Espoo team lead in plus/minus rating in 2009-10 (+4)... Played in his second consecutive World Junior Championship tournament in 2010, tying for third on Team Finland in points (1g-5a-6pts) and tying for second on the team in assists... Ranked second on Espoo Jr. in goals (16) and fifth in points (26) despite missing 16 of the club's contests in 2008-09... Helped the Espoo Jr. club win the 2009 Finnish Junior League playoff and regular season titles... Scored a goal while suiting up for three 2009 Champions League games... Represented Finland at the 2009 World Junior Championships... Played his first full season with Espoo's junior team in 2007-08 and ranked fifth on the club in plus/minus (+11) after spending the previous two seasons in the Junior B ranks (2005-07)... Played for Finland at the 2008 U-18 World Championships.

|         |            | REGULAR SEASON |    |    |    |     | PLAYOFFS |    |    |     |     |
|---------|------------|----------------|----|----|----|-----|----------|----|----|-----|-----|
| SEASON  | CLUB       | LEAGUE         | GP | G  | A  | PTS | GP       | G  | A  | PTS | PIM |
| 2006-07 | Espoo U-18 | Finland-U18    | 28 | 5  | 12 | 17  | 20       | 6  | 1  | 1   | 2   |
| 2007-08 | Espoo Jr.  | Finland-Jr.    | 25 | 4  | 10 | 14  | 14       | 3  | 0  | 0   | 0   |
|         | Espoo U-18 | Finland-U18    | 1  | 1  | 0  | 1   | 2        | 4  | 2  | 2   | 4   |
|         | Espoo      | Finland        | 1  | 0  | 0  | 0   | 0        | -- | -- | --  | --  |
| 2008-09 | Espoo Jr.  | Finland-Jr.    | 25 | 16 | 10 | 26  | 28       | 8  | 2  | 1   | 3   |
|         | Espoo      | Finland        | 25 | 1  | 1  | 2   | 4        | 2  | 0  | 0   | 0   |
| 2009-10 | Espoo      | Finland        | 46 | 6  | 9  | 15  | 34       | 3  | 0  | 0   | 2   |
|         | Espoo Jr.  | Finland-Jr.    | 4  | 1  | 1  | 2   | 0        | -- | -- | --  | --  |
| 2010-11 | Espoo      | Finland        | 60 | 10 | 12 | 22  | 46       | 18 | 3  | 4   | 7   |



## MICHAEL LATTA

(MIGH-kuhl LA-tuh)

Shoots right. • 6-0, 209 lbs. • Born, Kitchener, Ont., May 25, 1991.  
(Nashville's fifth choice, 72nd overall (third round), in 2009 Entry Draft).

### CENTER

**CAREER NOTES:** Served as a co-captain of the Guelph Storm (OHL) in 2010-11... Ranked ninth in the Ontario Hockey League in points (89) and tied for fifth in assists (55) during the 2010-11 campaign... Also ranked fourth in the OHL in penalty minutes (158) and 11th in power-play assists (24) in 2010-11... The only OHLer to post more than 60 points and more than 120 penalty minutes in 2010-11... Finished first in the "Best on Face-offs" category and second in the "Best Stickhandler" category in the annual OHL Western Conference Coaches' Poll in 2011... Guelph's nominee for the 2011 Mickey Renaud Captain's Trophy for leadership on and off the ice... Co-recipient of Glad Mowatt Award as Guelph team MVP in 2011, in addition to being award the Storm's 2011 Leadership Award, Biltmore Hat Trick Award (team-high three hat tricks), and Tony Camilleri Memorial Playmaker Trophy (most assists)... Registered team highs in points (10), goals (5) and power-play goals (4) during the 2011 OHL Playoffs... Played his first full season with Guelph in 2009-10, ranking third on the team in goals, assists and points (33g-40a-73a)... Led the Storm, and tied for fifth in the League, in game-winning goals (8) in 2009-10... Led his team, and tied for eighth in the OHL in penalty minutes (157) in 2009-10... The only player in the OHL ranked in the Top 25 in points, goals and penalty minutes in 2009-10... Received the third-most votes in the 2010 OHL Western Conference Coaches' Poll for Best Stickhandler... Selected to Team OHL in the 2009 Subway Super Series, but did not play due to injury... Led team in 2010 playoff points (9) and assists (7)... Tied for third on Guelph in total power-play goals (10), and finished fourth on the club in total penalty minutes (92)... Participated in the 2009 CHL Top Prospects Game, playing for Team Orr... Won the accuracy shooting event during the skills competition at the Top Prospects Game, knocking out four targets on six shots... Led Ottawa rookies in goals (14) and ranked second among first-year 67's in points (28) in 2007-08... Played for the Waterloo Minor Midlets in 2006-07 posting 118 points in 73 games.

|         |           | REGULAR SEASON |    |    |    |     | PLAYOFFS |    |    |     |     |
|---------|-----------|----------------|----|----|----|-----|----------|----|----|-----|-----|
| SEASON  | CLUB      | LEAGUE         | GP | G  | A  | PTS | GP       | G  | A  | PTS | PIM |
| 2007-08 | Ottawa    | OHL            | 50 | 14 | 14 | 28  | 78       | 4  | 0  | 1   | 2   |
| 2008-09 | Ottawa    | OHL            | 23 | 8  | 13 | 21  | 32       | -- | -- | --  | --  |
|         | Guelph    | OHL            | 42 | 14 | 22 | 36  | 60       | 4  | 0  | 2   | 12  |
| 2009-10 | Guelph    | OHL            | 58 | 33 | 40 | 73  | 157      | 5  | 2  | 7   | 9   |
|         | Milwaukee | AHL            | -- | -- | -- | --  | 1        | 0  | 0  | 0   | 0   |
| 2010-11 | Guelph    | OHL            | 68 | 34 | 55 | 89  | 158      | 6  | 5  | 5   | 10  |
|         | Milwaukee | AHL            | 4  | 0  | 1  | 1   | 2        | 7  | 0  | 0   | 12  |



## CHRIS MUELLER

(KRIHS MEW-luhr)

Shoots right. • 5-11, 180 lbs. • Born, West Seneca, N.Y., March 6, 1986.  
(Signed as a free agent on December 27, 2010).

### RIGHT WING

**CAREER NOTES:** Played 15 games in two stints with the Predators in 2010-11 (Dec. 27-Jan. 27, Jan. 31-Feb. 5)... Signed his first NHL contract on Dec. 27, 2010, then made his Nashville debut the following day vs. Dallas... Recorded his first NHL point/assist on Jan. 16, 2011 at Chicago, then his first multi-point/assist performance the following game at Colorado two nights later... Led the 2010-11 Milwaukee Admirals (AHL) in points (24g-26a-50pts) and goals... Tied for third in the AHL in shorthanded goals (4) in 2010-11... Tied for the Milwaukee team lead in game-winning goals (5) and ranked second in shots (69) in 2010-11... Tied for second on the Admirals in assists (7), and ranked third in both points (11) and goals (4) while appearing in all 13 of the club's 2011 Calder Cup Playoff contests... Tied for the Milwaukee team lead in goals (3), and tied for fifth in points (5), during the 2010 Calder Cup Playoffs... Also had two of the team's three game-winning goals, and paced the club in power-play markers (2) during the 2010 postseason... Started his rookie pro season of 2008-09 with Johnstown, posting a pair of three-point outings in three contests, before spending the rest of the season with Lake Erie (AHL)... Posted 104 points (42g-62a) and 141 penalty minutes in 166 games (missing just four contests total) with Michigan State University from 2004-08, serving as an alternate captain during his junior and senior seasons... Help the Spartans win the 2007 NCAA National Championship, ranking fifth in points (3g-2a) during the NCAA Tournament and being named to the NCAA Midwest Region All-Tournament Team... MSU's Most Outstanding Rookie Award winner in 2004-05... Won gold medals with both the 2003 U.S. Under-18 Select Team at the Eight Nations Tournament and the 2002 U.S. Under-17 Select Team at Five Nations Tourney... A four-year letterwinner in baseball at Nichols School in Buffalo, N.Y., being named team MVP as a senior... His grandfather, Freddie "The Flying Dutchman" Mueller, was a professional boxer who was ranked No. 3 in the world in the lightweight class in 1929 and 1930 and was inducted into the Boxing Hall of Fame.

|                             |                | REGULAR SEASON |           |          |          |          | PLAYOFFS |          |          |          |          |
|-----------------------------|----------------|----------------|-----------|----------|----------|----------|----------|----------|----------|----------|----------|
| SEASON                      | CLUB           | LEAGUE         | GP        | G        | A        | PTS      | GP       | G        | A        | PTS      | PIM      |
| 2004-05                     | Michigan State | CCHA           | 41        | 2        | 16       | 18       | 32       | --       | --       | --       | --       |
| 2005-06                     | Michigan State | CCHA           | 41        | 11       | 16       | 27       | 47       | --       | --       | --       | --       |
| 2006-07                     | Michigan State | CCHA           | 42        | 16       | 16       | 32       | 30       | --       | --       | --       | --       |
| 2007-08                     | Michigan State | CCHA           | 42        | 13       | 14       | 27       | 32       | --       | --       | --       | --       |
|                             | Grand Rapids   | AHL            | 2         | 0        | 0        | 0        | 0        | --       | --       | --       | --       |
| 2008-09                     | Lake Erie      | AHL            | 59        | 5        | 11       | 16       | 23       | --       | --       | --       | --       |
|                             | Johnstown      | ECHL           | 3         | 3        | 3        | 6        | 2        | --       | --       | --       | --       |
| 2009-10                     | Milwaukee      | AHL            | 67        | 13       | 14       | 27       | 37       | 7        | 3        | 2        | 5        |
|                             | Cincinnati     | ECHL           | 5         | 4        | 1        | 5        | 0        | --       | --       | --       | --       |
| 2009-10                     | Milwaukee      | AHL            | 67        | 24       | 26       | 50       | 34       | 13       | 4        | 7        | 11       |
|                             | Nashville      | NHL            | 15        | 0        | 3        | 3        | 2        | --       | --       | --       | --       |
| <b>NHL/PREDATORS TOTALS</b> |                |                | <b>15</b> | <b>0</b> | <b>3</b> | <b>3</b> | <b>2</b> | <b>0</b> | <b>0</b> | <b>0</b> | <b>0</b> |



# PLAYERS IN THE SYSTEM



Amateur

European Pro/Amateur

Professional



## NICK OLIVER

(NIHK aw-LIH-vuhr)

Shoots left. • 6-1, 194 lbs. • Born, Grand Forks, N.D., May 4, 1991.  
(Nashville's eighth choice, 110th overall (fourth round), in the 2009 Entry Draft).

### CENTER

**CAREER NOTES:** Expected to attend St. Cloud State University starting in 2011-12... Played his second full season with the Fargo Force (USHL) in 2010-11... Tied for fourth on the 2010-11 Force in games played (56) and ranked fifth in penalty minutes... Helped the Force reach a deciding Game Five in the 2010 Clark Cup Finals... Ranked fourth on Fargo in penalty minutes in 2009-10 (95)... Notched a five-game point streak (2g-4a) from Dec. 31, 2009-Jan. 8, 2010 in games 3-7 of a nine-game Fargo win streak... Missed the majority of the 2008-09 season with a broken collarbone... Split the 2008-09 season between Fargo (USHL) and Roseau High School (Minn.)... Named 2009 AP All-State Honorable Mention... Captained the 2008-09 Roseau squad, and won the Oscar Alquist Award for leadership... Played with fellow 2009 Predators draftee Zach Budish on Team USA's entry at the 2008 Ivan Hlinka Memorial Tournament, posting two goals in four games... Played three seasons for the Roseau Rams from 2006-09, amassing 82 points (33g-49a) in 62 games. His father, Scott, coached the team for all three seasons... Helped Roseau win the Minnesota Class-A State Championship in 2007... Helped the United States earn a silver medal at the 2007 Under-17 Five Nations Tournament... Also played football at Roseau High School, whose alumni includes U.S. Hockey Hall of Famers Neal and Aaron Broten and All-Star defenseman Dustin Byfuglien.

| REGULAR SEASON |             |         |    |    |    |     | PLAYOFFS |    |    |    |     |     |
|----------------|-------------|---------|----|----|----|-----|----------|----|----|----|-----|-----|
| SEASON         | CLUB        | LEAGUE  | GP | G  | A  | PTS | PIM      | GP | G  | A  | PTS | PIM |
| 2006-07        | Roseau H.S. | USHS-MN | 31 | 12 | 14 | 26  | 51       | -- | -- | -- | --  | --  |
| 2007-08        | Roseau H.S. | USHS-MN | 30 | 17 | 25 | 42  | 45       | -- | -- | -- | --  | --  |
| 2008-09        | Roseau H.S. | USHS-MN | 11 | 5  | 11 | 16  | 8        | -- | -- | -- | --  | --  |
|                | Fargo       | USHL    | 12 | 1  | 1  | 2   | 12       | 1  | 0  | 0  | 0   | 0   |
| 2009-10        | Fargo       | USHL    | 53 | 5  | 13 | 18  | 95       | 13 | 1  | 1  | 2   | 4   |
| 2010-11        | Fargo       | USHL    | 56 | 7  | 10 | 17  | 64       | 5  | 0  | 0  | 0   | 6   |



## CHET PICKARD

(CHEHT PIH-kuhrd)

Catches left. • 6-2, 214 lbs. • Born, Moncton, N.B., November 29, 1989.  
(Nashville's second choice, 18th overall (first round), in the 2008 Entry Draft).

### GOALTENDER

**CAREER NOTES:** Recalled by Nashville for the first time in his career on April 27, 2011, and served as a practice player during the Predators' Western Conference Semifinals series vs. Vancouver... Spent the majority of the 2010-11 campaign with Cincinnati (ECHL), splitting goaltending duties with Florida prospects Brian Foster and Marc Cheverie... Appeared in seven games for Milwaukee (AHL) during five recalls to Milwaukee in 2010-11... Played his first professional season with Milwaukee (AHL) in 2009-10, appearing in 36 of the team's 80 games... Posted his best stretch of his rookie season from Oct. 31-Dec. 15, 2009 where he posted an 8-3-2 record with a 1.98 goals-against average and a .925 save percentage... Won the Del Wilson Trophy as the Western Hockey League's Goaltender of the Year for the second consecutive season in 2008-09, becoming first goalie since Mike Vernon (Calgary, 1982-83) to win the top goaltender award in consecutive seasons, and just the fourth to win it twice... A 2008-09 First Team Western Conference NHL All-Star selection... Ranked second in the WHL in save percentage (.921), fourth in wins (35), fifth in goals-against average (2.28) and tied for third in shutouts (6) in 2008-09... Represented the WHL in the 2008 ADT Canada-Russia Challenge... Won a gold medal with Canada at the 2009 World Junior Championships, going 2-0-0 with a 0.50 goals-against average, .958 save percentage and a shutout... Ranked sixth in wins (6) and eighth in goals-against average (3.41) in the 2009 WHL Playoffs... Won the 2008 Del Wilson Trophy while leading the Tri-City Americans to the Scotty Munro Trophy as the league's regular season champions in 2007-08... Led all WHL goaltenders in wins (46) and ranked fourth in the league in save percentage (.918) in 2007-08... His 46 wins set a Tri-City franchise record, breaking Brian Boucher's previous mark of 33 wins in 1995-96... Helped the Americans to the 2008 WHL Western Conference Final with a 1.78 goals-against average and a .937 save-percentage in the playoffs... Served as backup to Carey Price, now of the Montreal Canadiens, from 2005-07... His brother, Calvin, also a goaltender, plays for the WHL's Seattle Thunderbirds and was selected 49th overall by Colorado in the 2010 Entry Draft... Wears number 37 because of Washington's Olaf Kolzig - Kolzig is also the owner of the Tri-City Americans.

| REGULAR SEASON |            |        |    |    |    |     |       |     |    |      | PLAYOFFS |    |    |       |    |    |      |
|----------------|------------|--------|----|----|----|-----|-------|-----|----|------|----------|----|----|-------|----|----|------|
| Season         | Club       | League | GP | W  | L  | O/T | Mins. | GA  | SO | Avg. | GP       | W  | L  | Mins. | GA | SO | Avg. |
| 2005-06        | Tri-City   | WHL    | 26 | 9  | 9  | 1   | 1270  | 62  | 3  | 2.93 | --       | -- | -- | --    | -- | -- | --   |
| 2006-07        | Tri-City   | WHL    | 29 | 17 | 10 | 1   | 1577  | 75  | 1  | 2.85 | 1        | 0  | 0  | 20    | 1  | 0  | 3.00 |
| 2007-08        | Tri-City   | WHL    | 64 | 46 | 12 | 4   | 3779  | 146 | 2  | 2.32 | 16       | 11 | 5  | 1010  | 30 | 3  | 1.78 |
| 2008-09        | Tri-City   | WHL    | 50 | 35 | 12 | 3   | 2947  | 112 | 6  | 2.28 | 11       | 6  | 5  | 650   | 37 | 0  | 3.41 |
| 2009-10        | Milwaukee  | AHL    | 36 | 14 | 16 | 3   | 2024  | 96  | 1  | 2.85 | 1        | 0  | 0  | 12    | 1  | 0  | 5.00 |
| 2010-11        | Cincinnati | ECHL   | 29 | 9  | 14 | 3   | 1506  | 85  | 1  | 3.39 | --       | -- | -- | --    | -- | -- | --   |
|                | Milwaukee  | AHL    | 7  | 1  | 4  | 1   | 365   | 18  | 0  | 2.96 | --       | -- | -- | --    | -- | -- | --   |



## ANTTI PIHLSTROM

(AHH-tee PIHL-struhm)

Shoots left. • 5-11, 190 lbs. • Born, Vantaa, Finland, October 22, 1984.  
(Signed by Nashville as a free agent on June 1, 2007).

### FORWARD

**CAREER NOTES:** Ranked second in SM-Liiga in goals (30) and sixth in points (53) in his first full season with JYP (Finland) in 2010-11... Also led the league in game-winning goals (7), and tied for third in both power-play goals (10) and plus/minus rating (+24) in 2010-11... Posted the SM-Liiga's fourth-most shots (295) in 2010-11... Helped JYP win the Finnish Elite League's regular season title in 2010-11... Posted three points (2g-1a) in nine games during Finland's run to the 2011 World Championship gold medal... Helped JYP to a bronze medal in the 2010 playoffs... Tied for second on JYP in points (4g-4a-8pts) and goals, and tied for third in assists, during the 2010 SM-Liiga Playoffs... Played in all seven of Finland's games at the 2010 World Championships... Began the 2008-09 season with Milwaukee before being recalled to Nashville on Nov. 24, 2008. Spent the rest of the season with the Predators... Notched his first career NHL point/assist on the game-winning goal on Dec. 4, 2008 vs. Colorado, then scored his first NHL goal two games later on Dec. 8 at St. Louis... Recalled by Nashville from Milwaukee (AHL) on Dec. 14, 2007, and played his first NHL game the following night at Colorado... Led Milwaukee in goals (27) and ranked fifth on the club in points (45) in 2007-08... Earned a bronze medal with Finland at the 2008 World Championships... Led Finland in goals (5) and plus/minus rating (+7), while tying for second on the team in points (7) at the 2008 Worlds... Ranked second in points (9) and assists (5), and tied for second in goals (3) during the 2007 Finnish League playoffs, helping HPK to a bronze medal... Captured a Finnish Junior League bronze medal with the Espoo Jr. squad in 2003.

|                      |                    |             | REGULAR SEASON |    |    |     |     | PLAYOFFS |    |    |     |     |
|----------------------|--------------------|-------------|----------------|----|----|-----|-----|----------|----|----|-----|-----|
| SEASON               | CLUB               | LEAGUE      | GP             | G  | A  | PTS | PIM | GP       | G  | A  | PTS | PIM |
| 2002-03              | Blues Espoo Jr.    | Finland-Jr. | 36             | 10 | 16 | 26  | 38  | 10       | 1  | 1  | 2   | 8   |
| 2003-04              | Blues Espoo Jr.    | Finland-Jr. | 23             | 9  | 19 | 28  | 42  | 1        | 0  | 2  | 2   | 0   |
| 2004-05              | Blues Espoo        | Finland     | 49             | 1  | 3  | 4   | 18  | 9        | 0  | 0  | 0   | 0   |
|                      | Blues Espoo        | Finland     | 53             | 4  | 3  | 7   | 30  | --       | -- | -- | --  | --  |
|                      | Blues Espoo Jr.    | Finland-Jr. | 11             | 7  | 3  | 10  | 36  | 7        | 0  | 2  | 2   | 26  |
| 2005-06              | SaiPa Lappeenranta | Finland     | 54             | 10 | 11 | 21  | 60  | 8        | 1  | 0  | 1   | 2   |
| 2006-07              | HPK Hameenlinna    | Finland     | 56             | 16 | 23 | 39  | 63  | 9        | 3  | 5  | 8   | 4   |
| 2007-08              | Milwaukee          | AHL         | 78             | 27 | 18 | 45  | 62  | 6        | 1  | 0  | 1   | 8   |
| 2008-09              | Nashville          | NHL         | 1              | 0  | 0  | 0   | 0   | --       | -- | -- | --  | --  |
|                      | Nashville          | NHL         | 53             | 2  | 5  | 7   | 10  | --       | -- | -- | --  | --  |
|                      | Milwaukee          | AHL         | 15             | 8  | 4  | 12  | 10  | --       | -- | -- | --  | --  |
| 2009-10              | Farjestad BK       | Sweden      | 43             | 4  | 6  | 10  | 44  | --       | -- | -- | --  | --  |
| 2010-11              | JYP                | Finland     | 19             | 7  | 14 | 21  | 14  | 14       | 4  | 4  | 8   | 18  |
|                      | JYP                | Finland     | 59             | 30 | 23 | 53  | 51  | 10       | 1  | 3  | 4   | 26  |
| NHL/PREDATORS TOTALS |                    |             | 54             | 2  | 5  | 7   | 10  | --       | -- | -- | --  | --  |



## JUUSO PUUSTINEN

(YUH-soh POOS-tih-nehn)

Shoots right. • 6-2, 187 lbs. • Born, Kuopio, Finland, April 5, 1988.  
(Signed as a free agent on June 16, 2011).

### RIGHT WING

**CAREER NOTES:** Ranked fourth in the Finnish Elite League (SM-Liiga) and led HPK Hameenlinna in goals (26) during his lone season with the club in 2010-11... Tied for second in SM-Liiga in shorthanded goals (3), tied for seventh in power-play goals (9) and fifth in shots (293) in 2010-11... Ranked second on HPK, and tied for 20th in the league, in points (38) in 2010-11... A finalist for the 2009 Jarmo Wasama Award as SM-Liiga rookie of the year after leading first-year players in points (13g-20a-33pts) and assists, and ranking second among rookies in goals in 2008-09... Helped Espoo advance to the 2009 SM-Liiga Finals, earning a silver medal... Led Kamloops (WHL) in points (27g-26a-53pts) and goals in 2007-08... Named one of Finland's three best players at the 2008 World Junior Championships after tying for seventh in the tournament and leading the team in both goals (4) and shots (26), ranking third on Team Suomi in points (5) and second in penalty minutes (12)... Tied for third among WHL rookies in goals and fourth in both points and assists (32g-39a-71pts) with Kamloops in 2006-07... Tied for fourth among all skaters in shorthanded goals (5) in 2006-07... Ranked second on the 2006-07 Blazers in points, goals and plus/minus rating (+23)... Earned a silver medal and posted three points (1g-2a) in six games while representing Finland at the 2006 U-18 World Championships... Tied for sixth in goals (5) and tied for the Finnish team lead in points (6) at the 2005 World U-17 Hockey Challenge... Selected by Calgary in the fifth round (149th overall) of the 2006 Entry Draft.

Year of the 2006 Entry Draft.

| REGULAR SEASON |                 |             |    |    |    |     |     | PLAYOFFS |    |    |     |     |  |
|----------------|-----------------|-------------|----|----|----|-----|-----|----------|----|----|-----|-----|--|
| SEASON         | CLUB            | LEAGUE      | GP | G  | A  | PTS | PIM | GP       | G  | A  | PTS | PIM |  |
| 2004-05        | KalPa U-18      | Finland-U18 | 26 | 14 | 15 | 29  | 81  | 6        | 1  | 2  | 3   | 4   |  |
|                | KalPa Jr.       | Finland-Jr. | 1  | 0  | 0  | 0   | 0   | --       | -- | -- | --  | --  |  |
| 2005-06        | KalPa U-18      | Finland-U18 | 7  | 8  | 7  | 15  | 18  | 1        | 0  | 0  | 0   | 2   |  |
|                | KalPa Jr.       | Finland-Jr. | 29 | 9  | 5  | 14  | 46  | 5        | 0  | 0  | 0   | 0   |  |
| 2006-07        | Kamloops        | WHL         | 64 | 32 | 39 | 71  | 52  | 4        | 0  | 3  | 3   | 4   |  |
|                | Suomi U-20      | Finland-2   | 2  | 0  | 1  | 1   | 2   | --       | -- | -- | --  | --  |  |
| 2007-08        | Kamloops        | WHL         | 60 | 27 | 26 | 53  | 26  | 4        | 1  | 1  | 2   | 2   |  |
|                | Suomi U-20      | Finland-2   | 2  | 0  | 0  | 0   | 2   | --       | -- | -- | --  | --  |  |
| 2008-09        | Espoo Blues     | Finland     | 53 | 13 | 20 | 33  | 14  | 14       | 1  | 1  | 2   | 4   |  |
| 2009-10        | Espoo Blues     | Finland     | 54 | 8  | 13 | 21  | 64  | 2        | 0  | 1  | 1   | 0   |  |
| 2010-11        | HPK Hameenlinna | Finland     | 59 | 26 | 12 | 38  | 46  | 2        | 1  | 0  | 1   | 4   |  |





# PLAYERS IN THE SYSTEM



Amateur

European Pro/Amateur

Professional



## RIGHT WING

### ALEXANDER RADULOV

(al-ehx-AN-duhr RAD-uh-lahf)

Shoots left. • 6-1, 188 lbs. • Born, Nizhny Tagil, Russia, July 5, 1986.  
(Nashville's first choice, 15th overall (first round), in 2004 Entry Draft).

**CAREER NOTES:** Won the "Golden Hockey Stick" as the Kontinental Hockey League's regular season most valuable player for the second consecutive year in 2011... Received the "Golden Helmet" as a KHL first-team All-Star for the second straight season in 2010-11... Won the 2010-11 KHL scoring title (20g-60a-80pts) by 14 points, led the league in assists by 18, and tied for the KHL lead in plus/minus rating (+27) in his third season with Salavat Yulaev Ufa in 2010-11... Also ranked fifth in the league in shots (187) and 10th in penalty minutes (83) in 2010-11... Named MVP of the 2011 KHL All-Star Game... Played in all 54 of Ufa's 2010-11 regular-season contests, recording points in all but nine of them... Named KHL Player of the Month for February 2011... Helped Ufa win the 2011 Gagarin Cup as KHL champions... Tied for the 2011 postseason lead in assists (15) and tied for fourth in points (18)... Helped Russia win the 2010 Channel One Cup, tying for the tournament lead in points (3g-2a-5pts) and being named to the tournament all-star team... Represented Russia at the 2011 World Championships, tying for the team lead in assists (5) and tying for second points (7) while suiting up for all nine of the nation's games... Winner of the 2010 "Golden Hockey Stick" as KHL MVP and named a 2009-10 first-team KHL All-Star... Finished the 2009-10 KHL regular season tied for second in assists (39), second in plus/minus (+44), fifth in points (63) and tied for ninth in goals (27)... Led Salavat Yulaev Ufa to its second consecutive KHL regular season title in 2009-10... Paced Ufa in points and assists, and tied for the team lead in goals... Participated in the 2010 KHL All-Star Game... Named KHL Player of the Month for March 2010... Led the 2010 KHL Playoffs in points (19), assists (11) and plus/minus rating (+7), in addition to tying for second in goals (8), despite bowing out in the conference finals... Represented Russia in the 2010 Olympics, posting two points (1g-1a) while playing in all four of the nation's contests... Played 10 games for Russia in the 2009-10 European Hockey Tour... Ranked third on 2008-09 regular-season champion Ufa squad, and 13th in the League, in both points (48) and goals (22)... Scored on a penalty shot and posted an assist for Team Jagr at the 2009 KHL All-Star Game... Tied for second on Ufa in points (1g-4a) during 2009 Champions League play... Also ranked second on the club in assists (4) and tied for ninth overall in six Champions League games... Scored the game-winning goal for Russia in the Gold Medal Game at the 2009 World Championships in Switzerland... Tied for seventh at the World Championships and ranked second on Russia in scoring (4g-6a-10pts)... Also tied for ninth in the tournament and ranked second on the Russian Team in both goals and assists at the 2009 Worlds... Established NHL career highs in games played (81), goals (26), assists (32) and points (58), finishing third on the Predators in goals and points in 2007-08... Was one of just two Predators to appear in a team-high 81 games in 2007-08, and finished third in the NHL among second-year players in goal scoring... Tied a franchise record with goals in six consecutive contests Jan. 21 - Feb. 2, 2008 (7g)... Tied for the team lead in both goals (2) and points (4), appearing in all six of the club's postseason games in 2008... Won a gold medal while representing Russia at the 2008 World Championships... Established single-season franchise records for goals (18) and points (18g-19a-37pts) by a Nashville rookie in 2006-07... Ranked among 2006-07 rookie leaders in several other categories, including: game-winning goals (tied for fourth, 4), goals (seventh), power-play goals (tied for eighth, 5), points (ninth) and assists (tied for 10th)... Scored a goal in the 2007 NHL YoungStars Game on Jan. 24, 2006 in Dallas... Scored his first NHL goal in his second NHL game on Oct. 26 vs. San Jose... Opened the 2006-07 season with Milwaukee (AHL), and posted 18 points (6g-12a) in 11 AHL games... Won a bronze medal with tournament-host Russia at the 2007 World Championships... Ranked second on the club in goals (3) and tied for second in points (3g-1a) for Nashville during the 2008 playoffs... Had his number retired by Quebec (QMJHL) on Nov. 28, 2007... Finished the 2005-06 season as the top scorer (61g-91a-152pts) in the QMJHL and the entire CHL... Received the QMJHL's 2006 Jean-Beliveau Trophy (top scorer), the Telus Trophy (offensive player of the year), the Michel-Briere Trophy as the League's Most Valuable Player and was named the Canadian Major Junior Player of the Year. He was also named a 2005-06 First-Team QMJHL All-Star and a First Team Canadian Major Junior All-Star... Led the QMJHL in assists and shorthanded goals (10) in 2005-06, finished second in goals and tied for second with a +53 rating... Posted the second-longest point-scoring streak (45g-75a-120pts in 50gp) in league history from Oct. 26, 2005-March 17, 2006... Led the CHL in scoring in the 2006 playoffs (21g-34a-55pts in 23gp)... Won the 2006 Memorial Cup with Quebec and was awarded the Stafford Smythe Memorial Trophy as the tournament's Most Valuable Player. Was also selected to the tournament's all-star team... Earned a silver medal with Russia at the 2006 World Junior Championships... Finished third on the Quebec Reparo (QMJHL) in goals (32), assists (43) and points (75) in his first North American season (2004-05) and was named to the 2004-05 QMJHL All-Rookie Team... Also led Quebec in playoff goals (6) and tied for the team lead in playoff points (6g-5a-11pts) in 2005... Tied for first among QMJHL rookies in 2004-05 in goals and also ranked among rookie leaders in assists (third), points (third) and power-play goals (tied for second with 10)... Won a silver medal with Russia at the 2005 World Junior Championships... Won a gold medal with Russia at the 2004 U-18 World Championships, ranking third on his team with seven points (2g-5a)... Coached by and lived with Hockey Hall-of-Famer Patrick Roy while playing for the QMJHL's Quebec Reparo.

| REGULAR SEASON       |                    |          |                          |    |    |     | PLAYOFFS |    |    |    |     |     |
|----------------------|--------------------|----------|--------------------------|----|----|-----|----------|----|----|----|-----|-----|
| SEASON               | CLUB               | LEAGUE   | GP                       | G  | A  | PTS | PIM      | GP | G  | A  | PTS | PIM |
| 2003-04              | Dynamo Moscow 2    | Russia-3 | STATISTICS NOT AVAILABLE |    |    |     |          |    |    |    |     |     |
|                      | Dynamo Moscow      | Russia   | 1                        | 0  | 0  | 0   | 2        | -- | -- | -- | --  | --  |
|                      | THK Tver           | Russia-2 | 42                       | 15 | 16 | 31  | 102      | -- | -- | -- | --  | --  |
| 2004-05              | Quebec             | QMJHL    | 65                       | 32 | 43 | 75  | 64       | 13 | 6  | 5  | 11  | 15  |
| 2005-06              | Quebec             | QMJHL    | 62                       | 61 | 91 | 152 | 101      | 27 | 26 | 38 | 64  | 36  |
| 2006-07              | Milwaukee          | AHL      | 11                       | 6  | 12 | 18  | 26       | -- | -- | -- | --  | --  |
|                      | Nashville          | NHL      | 64                       | 18 | 19 | 37  | 26       | 4  | 3  | 1  | 4   | 19  |
| 2007-08              | Nashville          | NHL      | 81                       | 26 | 32 | 58  | 44       | 6  | 2  | 2  | 4   | 6   |
| 2008-09              | Salavat Yulaev Ufa | KHL      | 52                       | 22 | 26 | 48  | 92       | 4  | 0  | 2  | 2   | 4   |
| 2009-10              | Salavat Yulaev Ufa | KHL      | 54                       | 24 | 39 | 63  | 62       | 16 | 8  | 11 | 19  | 10  |
| 2010-11              | Salavat Yulaev Ufa | KHL      | 54                       | 20 | 60 | 80  | 83       | 21 | 3  | 15 | 18  | 42  |
| NHL/PREDATORS TOTALS |                    |          | 145                      | 44 | 51 | 95  | 70       | 10 | 5  | 3  | 8   | 25  |



## CENTER

### JOONAS RASK

(YUH-nuhs RASK)

Shoots right. • 5-10, 176 lbs. • Born, Savonlinna, Finland, March 24, 1990.  
(Nashville's seventh choice, 198th overall (seventh round), in 2010 Entry Draft).

**CAREER NOTES:** Ranked second in goals (14) and plus/minus rating (+4) with Ilves (Finland) in 2010-11... The only player on the Ilves squad to appear in all 60 of the team's 2010-11 regular season games, and also ranked fifth on the club in points (27)... Suited up for five of Ilves' six 2011 postseason games... Spent his first full season with Ilves' Elite League team in 2009-10 after splitting the 2008-09 campaign between its junior and senior level teams... Tied for second on the team in goals (3) in five games during 2010 relegation play... Posted two goals in six games for Finland at the 2010 World Junior Championships... Ranked fourth on the Ilves junior squad in assists (11), and sixth in points (19) in 2008-09, despite playing in only 25 of the team's 42 regular-season games... Tied for third in points (1g-3a) and assists on the Finnish squad at the 2009 World Junior Championships... Captained Team Finland at the 2008 U-18 World Championships, tying for first on the club with five points (1g-4a) in six games... Named one of Finland's three best players of the 2008 U-18 tournament... Split the 2006-07 and 2007-08 seasons between Ilves' Junior and U-18 squads... The younger brother of Boston Bruins netminder, Tuukka Rask.

|         |            | REGULAR SEASON |    |    |    |     |     | PLAYOFFS |    |    |     |     |
|---------|------------|----------------|----|----|----|-----|-----|----------|----|----|-----|-----|
| SEASON  | CLUB       | LEAGUE         | GP | G  | A  | PTS | PIM | GP       | G  | A  | PTS | PIM |
| 2006-07 | Ilves U-18 | Finland-U18    | 32 | 17 | 23 | 40  | 46  | --       | -- | -- | --  | --  |
|         | Ilves Jr.  | Finland-Jr.    | 1  | 0  | 0  | 0   | 0   | --       | -- | -- | --  | --  |
| 2007-08 | Ilves U-18 | Finland-U18    | 6  | 3  | 9  | 12  | 22  | --       | -- | -- | --  | --  |
|         | Ilves Jr.  | Finland-Jr.    | 32 | 11 | 18 | 29  | 34  | --       | -- | -- | --  | --  |
| 2008-09 | Ilves Jr.  | Finland-Jr.    | 25 | 8  | 11 | 19  | 8   | --       | -- | -- | --  | --  |
|         | Ilves      | Finland        | 24 | 1  | 0  | 1   | 8   | 3        | 0  | 1  | 1   | 0   |
|         | Leki       | Finland-2      | 1  | 1  | 2  | 3   | 2   | --       | -- | -- | --  | --  |
| 2009-10 | Ilves      | Finland        | 43 | 10 | 9  | 19  | 32  | 5        | 3  | 0  | 3   | 0   |
|         | Ilves Jr.  | Finland-Jr.    | 2  | 0  | 0  | 0   | 2   | 4        | 2  | 2  | 4   | 0   |
| 2010-11 | Ilves      | Finland        | 59 | 14 | 13 | 27  | 18  | 5        | 1  | 1  | 2   | 2   |



## CENTER

### CAMERON REID

(KAM-ih-RUHN REED)

Shoots left. • 6-2, 198 lbs. • Born, Delta, B.C., August 25, 1991.  
(Nashville's tenth choice, 192nd overall (seventh round), in the 2009 Entry Draft).

**CAREER NOTES:** Expected to play his sophomore season at St. Cloud State University in 2011-12... Ranked seventh in the Western Collegiate Hockey Association in freshman scoring (8g-21a-29pts) during his first season at St. Cloud State in 2010-11... Ranked third on the 2010-11 Huskies in both points and assists... Paced St. Cloud in plus/minus rating (+7) while appearing in 37 of the team's 38 games in 2010-11... Tied for ninth in the WCHA in game-winning goals (4) in 2010-11... Posted a 2010-11 team-high eight-game point streak (5g-7a-12pts) from Dec. 29, 2010-Jan. 29, 2011... Led the 2009-10 Westside Warriors (BCHL) in assists (45), and ranked second on the club in points (72) and goals (27)... Ranked among the Top 15 in the BCHL in both points and assists in 2009-10... Also tied for the Westside lead in 2010 playoff assists (6), third in points (8), and second in penalty minutes (16)... Helped Team Canada West advance to the 2009 World Junior A Challenge title game... Tied for third in the Junior A Challenge in goals (4), and tied for fifth in points (6) in five games... Split the 2008-09 season between Westside and Victoria of the British Columbia Hockey League... Acquired by the Westside Warriors on Jan. 9, 2009, and posted 17 points (6g-11a) in the club's final 17 regular season games... Ranked second on the Warriors in goals (4) and tied for second on the club in points (7) during the 2009 playoffs... One of two BCHL players selected for the 2008 World U-17 Hockey Challenge... Posted four assists in six games for Team Pacific at the World U-17 Hockey Challenge, helping it to a bronze medal... Played with his older brother, Brad, in 2007-08 with the Victoria Grizzlies.

|         |                 |        | REGULAR SEASON |    |    |     |     | PLAYOFFS |    |    |     |     |
|---------|-----------------|--------|----------------|----|----|-----|-----|----------|----|----|-----|-----|
| SEASON  | CLUB            | LEAGUE | GP             | G  | A  | PTS | PIM | GP       | G  | A  | PTS | PIM |
| 2007-08 | Victoria        | BCHL   | 55             | 10 | 16 | 26  | 25  | 11       | 2  | 3  | 5   | 4   |
| 2008-09 | Victoria        | BCHL   | 41             | 6  | 17 | 23  | 32  | --       | -- | -- | --  | --  |
|         | Westside        | BCHL   | 17             | 6  | 11 | 17  | 10  | 8        | 4  | 3  | 7   | 0   |
| 2009-10 | Westside        | BCHL   | 54             | 27 | 45 | 72  | 70  | 11       | 2  | 6  | 8   | 16  |
| 2010-11 | St. Cloud State | WCHA   | 37             | 8  | 21 | 29  | 27  | --       | -- | -- | --  | --  |




# PLAYERS IN THE SYSTEM



Amateur

European Pro/Amateur

Professional



## CHARLES-OLIVIER ROUSSEL (CHAR-uhlz-oh-ihv-ee-ay roo-SEHL)

Shoots right. • 6-1, 201 lbs. • Born, St. Eustache, Que., September 13, 1991.  
(Nashville's third choice, 42nd overall (second round), in the 2009 Entry Draft).

### DEFENSE

**CAREER NOTES:** Served as an alternate captain during his first full season with the Montreal Juniors (QMJHL) in 2010-11, helping them win the West Division... Suited up for all 10 of Montreal's 2011 playoff games, posting four points (1g-3a)... Represented Team QMJHL in the 2010 Subway Super Series in November... Finished the 2009-10 season ranked eighth in points (51) and goals (15), and tied for ninth in assists (36) among league defensemen in his third season with Shawinigan (QMJHL)... Also ranked third among QMJHL blueliners in power-play goals (12) and tied for third at the position in game-winning tallies (4) in 2009-10... Tied for second among league d-men in shots (186) in 2009-10... Named to Team QMJHL for the 2009 Subway Super Series, and posted three assists in a pair of victories on Nov. 16 and 18, the highest point total by any defenseman participating in the event... Participated in Canada's National Junior Team Development Camp for the second consecutive year in 2010... A 2009 QMJHL Second Team All-Star... Played in both the 2008 ADT Canada-Russia Challenge and the 2009 CHL Home Hardware Top Prospects Game... Tied for 10th among QMJHL defensemen in points (44) and ninth among league blueliners in plus/minus rating (+31) in 2008-09, his second season with Shawinigan... Ranked second among defenders in points during the QMJHL Playoffs, posting 18 (5g-13a) in 21 games... Helped the Cataractes reach Game Seven of the 2009 President's Cup Final... Tied for fifth among QMJHL rookie defensemen in assists (13) and ranked seventh among rookie blueliners in points (16) in 2007-08... Played for Team Quebec in the 2008 World U-17 Hockey Challenge, posting one goal in four games... The youngest player selected in the 2009 Entry Draft.

| REGULAR SEASON |            |        |    |    |    | PLAYOFFS |     |    |   |    |     |
|----------------|------------|--------|----|----|----|----------|-----|----|---|----|-----|
| SEASON         | CLUB       | LEAGUE | GP | G  | A  | PTS      | PIM | GP | G | A  | PTS |
| 2007-08        | Shawinigan | QMJHL  | 50 | 3  | 13 | 16       | 28  | 5  | 1 | 2  | 3   |
| 2008-09        | Shawinigan | QMJHL  | 68 | 11 | 33 | 44       | 77  | 21 | 5 | 13 | 18  |
| 2009-10        | Shawinigan | QMJHL  | 64 | 15 | 36 | 51       | 70  | 6  | 0 | 1  | 1   |
| 2010-11        | Montreal   | QMJHL  | 59 | 5  | 25 | 30       | 46  | 10 | 1 | 3  | 4   |




## BEN RYAN (BEHN RIGH-uhn)

Shoots right. • 5-11, 193 lbs. • Born, Detroit, Mich., October 16, 1988.  
(Nashville's fifth choice, 114th overall (fourth round), in the 2007 Entry Draft).

### CENTER

**CAREER NOTES:** Spent his senior season at the University of Notre Dame (CCHA) in 2010-11, playing in all 44 of the team's games and helping them to their second Frozen Four appearance... Served as an alternate captain for the 2010-11 Fighting Irish, tying for fifth on the club in points (25) while ranking fourth in both assists (19) and penalty minutes (37)... One of 25 national finalists for the 2011 College Hockey Humanitarian Award... Finished his Notre Dame career with 97 points (35g-62a) in 159 games, tying for fifth on the school's games played list with fellow Predators prospect and former UND teammate Ryan Thang... Signed a two-year contract with Nashville on April 11, 2011, and joined the Milwaukee Admirals (AHL) for their 2011 Calder Cup run, appearing in six games... Tied for fourth on the 2009-10 Fighting Irish in goals (7), and tied for fifth on the club in points (9)... Missed the final nine games of the 2009-10 campaign due to injury... Tied for the team lead in game-winning goals (5) in 2008-09, helping the Irish sweep both the CCHA regular season and tournament titles... Named to the 2009 CCHA All-Tournament Team after registering back-to-back game winners in the semifinals and finals... Finished the 2008-09 campaign with 12 points (5g-7a) in the Irish's final 11 games of the season... Helped Notre Dame reach the 2008 NCAA National Championship game... Ranked fourth on the Fighting Irish in points (26) and assists (16) while appearing in all 47 games the team played during his freshman campaign in 2007-08... Also ranked ninth in the CCHA in freshman scoring in 2007-08... Named CCHA Rookie of the Week after recording four points (2g-2a) in two wins Jan. 25-26, 2008... Participated in the U.S. World Junior team's evaluation camp in August 2007... Finished third on Des Moines (USHL) in scoring (22g-42a-64pts) in 2006-07... Participated in the USHL Prospects All-Star Game and earned Player of the Game recognition for the Western Division.

| REGULAR SEASON |                  |        |    |    |    | PLAYOFFS |     |    |    |    |     |
|----------------|------------------|--------|----|----|----|----------|-----|----|----|----|-----|
| SEASON         | CLUB             | LEAGUE | GP | G  | A  | PTS      | PIM | GP | G  | A  | PTS |
| 2005-06        | Des Moines       | USHL   | 60 | 14 | 23 | 37       | 38  | 11 | 4  | 1  | 5   |
| 2006-07        | Des Moines       | USHL   | 59 | 22 | 42 | 64       | 66  | 8  | 3  | 5  | 8   |
| 2007-08        | U. of Notre Dame | CCHA   | 47 | 10 | 16 | 26       | 22  | -- | -- | -- | --  |
| 2008-09        | U. of Notre Dame | CCHA   | 39 | 12 | 15 | 27       | 30  | -- | -- | -- | --  |
| 2009-10        | U. of Notre Dame | CCHA   | 29 | 7  | 12 | 19       | 24  | -- | -- | -- | --  |
| 2010-11        | U. of Notre Dame | CCHA   | 44 | 6  | 19 | 25       | 37  | -- | -- | -- | --  |
|                | Milwaukee        | AHL    | 2  | 0  | 1  | 1        | 0   | 6  | 0  | 0  | 0   |




## GRIGORY SHAFIGULIN (GRIHG-ohr-ee SHAHF-ih-goo-lihn)

Shoots left. • 6-2, 185 lbs. • Born, Chelyabinsk, Russia, January 13, 1985.  
(Nashville's eighth choice, 98th overall (third round), in the 2003 Entry Draft).

### CENTER

**CAREER NOTES:** Will play for OHC Dynamo Moscow (KHL) for the second consecutive season in 2011-12... Limited to 20 games for OHC Dynamo Moscow in 2010-11 due to injury... Spent his first full season with Nizhny Novgorod (KHL) in 2009-10, tying for third on the club in penalty minutes (62)... Split the 2008-09 season between Vityaz Chekhov and Ak Bars Kazan of the KHL... Ranked second on the club in penalty minutes (112) with Ak Bars Kazan (Russia) in 2007-08... Tied for the team lead in games played (54) and playoff goals (3) with Yaroslavl (Russia) in 2006-07... Played parts of six seasons for Yaroslavl and Yaroslavl's junior team from 2001-07... Won a silver medal with Russia at the 2005 World Junior Championships... Played for Russia in the 2004 World Junior Championships... Played for Russia at the 2003 U-18 World Championships... After opening the 2002-03 season with Yaroslavl-2, became a regular contributor in the playoffs for Russian Super League champion Yaroslavl Lokomotiv.

| REGULAR SEASON |                   |          |    |    |    |     | PLAYOFFS |    |    |    |     |     |
|----------------|-------------------|----------|----|----|----|-----|----------|----|----|----|-----|-----|
| SEASON         | CLUB              | LEAGUE   | GP | G  | A  | PTS | PIM      | GP | G  | A  | PTS | PIM |
| 2002-03        | Yaroslavl 2       | Russia-3 | 33 | 18 | 12 | 30  | 46       | 7  | 0  | 4  | 4   | 31  |
|                | Yaroslavl         | Russia   | 11 | 0  | 1  | 1   | 4        | 8  | 0  | 0  | 0   | 4   |
| 2003-04        | Yaroslavl 2       | Russia-3 | 11 | 3  | 8  | 11  | 22       | -- | -- | -- | --  | --  |
|                | Yaroslavl         | Russia   | 29 | 3  | 0  | 3   | 4        | 2  | 0  | 0  | 0   | 0   |
| 2004-05        | Yaroslavl         | Russia   | 46 | 5  | 6  | 11  | 49       | 9  | 0  | 0  | 0   | 10  |
|                | Yaroslavl 2       | Russia-3 | 1  | 0  | 2  | 2   | 0        | -- | -- | -- | --  | --  |
| 2005-06        | Yaroslavl         | Russia   | 32 | 3  | 6  | 9   | 20       | 3  | 0  | 0  | 0   | 6   |
|                | Yaroslavl 2       | Russia-3 | 7  | 1  | 3  | 4   | 18       | -- | -- | -- | --  | --  |
| 2006-07        | Yaroslavl         | Russia   | 54 | 5  | 16 | 21  | 46       | 7  | 3  | 0  | 3   | 14  |
| 2007-08        | Ak Bars Kazan     | Russia   | 39 | 5  | 5  | 10  | 112      | 8  | 1  | 0  | 1   | 4   |
| 2008-09        | Ak Bars Kazan     | KHL      | 28 | 4  | 5  | 9   | 18       | -- | -- | -- | --  | --  |
|                | Chekhov Vityaz    | KHL      | 14 | 3  | 5  | 8   | 6        | -- | -- | -- | --  | --  |
| 2009-10        | Nizhny Novgorod   | KHL      | 40 | 5  | 12 | 17  | 62       | -- | -- | -- | --  | --  |
| 2010-11        | OKH Dynamo Moscow | KHL      | 20 | 1  | 5  | 6   | 16       | -- | -- | -- | --  | --  |



## ROBERT SLANEY (RAW-buhrft SLAY-nee)

Shoots left. • 6-2, 203 lbs. • Born, Upper Island Cove, Nfld., October 13, 1988.  
(Acquired along with Brett Lebda from Toronto for Cody Franson and Matthew Lombardi.  
The deal also involves a 2013 fourth-round pick).

### LEFT WING

**CAREER NOTES:** Spent the majority of the 2010-11 campaign with the Reading Royals (ECHL), being recalled to Toronto (AHL) on two occasions (Dec. 31, April 6)... Played in four of Reading's eight 2011 Kelly Cup Playoff games, averaging a point per game (1g-3a)... Started his first professional season in 2009-10 with Toronto (AHL), before finishing it with Reading (ECHL)... Posted two assists in his professional debut on Oct. 16, 2009 vs. Rochester... Signed as a free agent by Toronto April 14, 2009... Tied for 10th in the QMJHL in points (36g-45a) and 11th in goals (36) during his final season with Cape Breton in 2008-09... Paced the 2008-09 Screaming Eagles in goals, assists, points, power-play goals (13) and game-winning goals (6)... Ranked third on Cape Breton in 2009 playoff points (5g-4a) despite missing the final four games due to injury... The Recipient of the 2008 Marcel Robert Trophy (Top Scholastic/Athletic Performer) and the 2008 Canadian Hockey League Scholastic Player of the Year... Ranked fifth on Cape Breton in goals, assists and points (26g-29a-55pts)... Ranked second on the Screaming Eagles in 2008 playoff goals (6), a team-leading five of which came on the power play... A member of the gold-medal winning Canadian team at the 2008 World Junior Ball Hockey Championships... Helped Team Atlantic to a bronze medal at the 2005 World U-17 Hockey Challenge, posting three points (2g-1a) in six games.

| REGULAR SEASON |             |        |    |    |    |     | PLAYOFFS |    |    |    |     |     |
|----------------|-------------|--------|----|----|----|-----|----------|----|----|----|-----|-----|
| SEASON         | CLUB        | LEAGUE | GP | G  | A  | PTS | PIM      | GP | G  | A  | PTS | PIM |
| 2005-06        | Cape Breton | QMJHL  | 54 | 3  | 4  | 7   | 21       | 7  | 0  | 3  | 3   | 4   |
| 2006-07        | Cape Breton | QMJHL  | 58 | 13 | 12 | 25  | 67       | 15 | 5  | 5  | 10  | 8   |
| 2007-08        | Cape Breton | QMJHL  | 64 | 26 | 29 | 55  | 63       | 11 | 6  | 3  | 9   | 10  |
| 2008-09        | Cape Breton | QMJHL  | 63 | 36 | 45 | 81  | 78       | 7  | 5  | 4  | 9   | 18  |
| 2009-10        | Toronto     | AHL    | 34 | 0  | 6  | 6   | 15       | -- | -- | -- | --  | --  |
|                | Reading     | ECHL   | 22 | 1  | 10 | 11  | 22       | -- | -- | -- | --  | --  |
| 2010-11        | Reading     | ECHL   | 61 | 7  | 17 | 24  | 34       | 4  | 1  | 3  | 4   | 0   |
|                | Toronto     | AHL    | 9  | 0  | 1  | 1   | 2        | -- | -- | -- | --  | --  |





# PLAYERS IN THE SYSTEM



Amateur

European Pro/Amateur

Professional



## CRAIGH SMITH

(KRAIGH SMITHH)

Shoots right. • 6-1, 197 lbs. • Born, Madison, Wis., September 5, 1989.  
(Nashville's sixth choice, 98th overall (fourth round), in the 2009 Entry Draft).

### CENTER

**CAREER NOTES:** Will play his first professional season in 2011-12 after signing an entry-level contract on July 15, 2011... Served as an alternate captain and played all 41 games for the Badgers during his sophomore season in 2010-11... Ranked ninth in the WCHA in goals (19), tied for 11th in conference scoring (19g-24a-43pts) in 2010-11... Paced the 2010-11 Badgers in goals, penalty minutes (87) and shots (153), while ranking second in points and fourth in assists... Also tied for fourth in the conference in game-winning goals (5), tied for sixth in power-play points (8g-15a-23pts) and eighth in man-advantage goals... Named WCHA Offensive Player of the Week on Jan. 11 after posting six points (3g-3a) in two games... Notched UW season highs with four points (2g-2a) on Jan. 8 vs. Canisius and a seven-game point streak (4g-6a) from Nov. 19-Dec. 10... Named one of Team USA's three best players at the 2011 World Championships after leading the team in goals (3) and ranking second in points (6) in seven tournament games... One of only two collegiate underclassmen on the United States' 2011 World Championships entry... Named to the 2010 WCHA All-Rookie team after finishing the season ninth in NCAA freshman scoring (8g-25a-33pts)... Helped the Badgers advance to the 2010 NCAA National Championship Game on a team that included current Predator Blake Geoffrion... Posted three points (1g-2a) in UW's four NCAA Tournament games... Ranked fourth on the 2009-10 Badgers in assists (25) and fifth in points (33)... A 2009 USHL First-Team All-Star... Waterloo Black Hawks captain and team MVP for the 2008-09 season... Ranked second in the United States Hockey League in assists (48), tied for second in points (76), and tied for eighth in goals (28) in 2008-09... The only player in the league to post at least 70 points and 100 penalty minutes in 2008-09... Posted the USHL's fourth-best plus/minus rating (+32) in 2008-09... Represented the East Division at the 2009 USHL Prospects/All-Star Game... Captained the U.S. Junior Select Team to the 2008 World Junior A Challenge championship... Named to the 2008 World Junior A Challenge All-Star Team after posting eight points (3g-5a) in five games... Participated in the 2007 World Junior A Challenge... Posted 41 points (21g-20a) in 103 games with Waterloo from 2006-08.

| REGULAR SEASON |                 |        |    |    |    |     |     | PLAYOFFS |    |    |     |     |
|----------------|-----------------|--------|----|----|----|-----|-----|----------|----|----|-----|-----|
| SEASON         | CLUB            | LEAGUE | GP | G  | A  | PTS | PIM | GP       | G  | A  | PTS | PIM |
| 2006-07        | Waterloo        | USHL   | 45 | 8  | 10 | 18  | 28  | 4        | 0  | 1  | 1   | 8   |
| 2007-08        | Waterloo        | USHL   | 58 | 13 | 10 | 23  | 90  | 11       | 2  | 3  | 5   | 8   |
| 2008-09        | Waterloo        | USHL   | 54 | 28 | 48 | 76  | 108 | 3        | 1  | 3  | 4   | 26  |
| 2009-10        | U. of Wisconsin | WCHA   | 41 | 8  | 25 | 33  | 72  | --       | -- | -- | --  | --  |
| 2010-11        | U. of Wisconsin | WCHA   | 41 | 19 | 24 | 43  | 87  | --       | -- | -- | --  | --  |



## JEREMY SMITH

(JAIR-eh-mee SMITHH)

Catches left. • 6-0, 170 lbs. • Born, Dearborn, Mich., April 13, 1989.  
(Nashville's second choice, 54th overall (second round), in 2007 Entry Draft).

### GOALTENDER

**CAREER NOTES:** Appeared in 28 games during his rookie American Hockey League season with Milwaukee in 2010-11... Fell 47 minutes short of the 1,560 minutes required to qualify for the league leaderboard, but his 2.26 goals-against average and .921 save percentage would both have been among the Top 10 netminders... Posted a 10-2-2 record from his first start of 2011 (Jan. 2) to his first start of April 2011 (April 1) with a 1.63 goals-against average and a .942 save percentage... Started all 13 of Milwaukee's 2011 Calder Cup Playoff contests, tying for fourth in the playoffs in save percentage (.931) and ranking seventh in goals-against average (2.27)... Spent his first professional season with Cincinnati (ECHL) in 2009-10... Ranked second among ECHL goaltenders in goals-against average (2.63) and fifth in wins (23) in 2009-10... Ranked second among rookie goalies in wins and goals-against average, and third in save percentage (.899) in 2009-10... Represented the American Conference in the 2010 ECHL All-Star Game... Helped the Cyclones win the 2010 Kelly Cup... Named co-MVP of the Kelly Cup Playoffs after ranking seventh in the postseason in save percentage (.907) and eighth in goals-against average (2.67) while posting a 9-7-1 record... Ranked second in the OHL in save percentage (.921) and tied for fifth in shutouts (3) in addition to finishing in the OHL's Top 10 in wins (23) and goals-against average (2.86) in 2007-08... Also ranked first among OHL goaltenders in shootout save percentage (.760), stopping 19 of the 25 shots he faced... Represented the Western Conference in the 2008 OHL All-Star Classic... Represented the U.S. at the 2008 World Junior Championships, appearing in six games and posting a 2.40 goals-against average... A member of the 2007 OHL Champion Plymouth Whalers... Played in the 2007 Memorial Cup tournament... Ranked second in the OHL and second among rookie netminders in 2006-07 with a .923 save percentage... Shared the OHL's Dave Pinkney Trophy for the best team goals-against average in 2006-07 and was named to the OHL's All-Academic Team... Recorded one loss in his last 18 games of the 2006-07 season... Notched the win at the 2007 CHL Top Prospects Game, stopping 14-of-15 shots... Named USA Hockey's 2007 Dave Peterson Goaltender of the Year... Won a silver medal with Team USA at the 2006 U-18 Junior World Cup, posting a .928 save percentage and a 2.47 GAA.

| REGULAR SEASON |            |        |    |    |    |     |       |     |    |      | PLAYOFFS |    |    |       |    |    |      |
|----------------|------------|--------|----|----|----|-----|-------|-----|----|------|----------|----|----|-------|----|----|------|
| Season         | Club       | League | GP | W  | L  | O/T | Mins. | GA  | SO | Avg. | GP       | W  | L  | Mins. | GA | SO | Avg. |
| 2005-06        | Plymouth   | OHL    | 5  | 0  | 2  | 0   | 111   | 11  | 0  | 5.95 | --       | -- | -- | --    | -- | -- | --   |
| 2006-07        | Plymouth   | OHL    | 34 | 23 | 6  | 1   | 1901  | 82  | 4  | 2.59 | 5        | 2  | 0  | 240   | 15 | 0  | 3.75 |
| 2007-08        | Plymouth   | OHL    | 40 | 23 | 13 | 4   | 2431  | 116 | 3  | 2.86 | 4        | 0  | 4  | 224   | 29 | 0  | 7.77 |
| 2008-09        | Niagara    | OHL    | 26 | 12 | 9  | 3   | 1488  | 79  | 1  | 3.19 | 12       | 5  | 7  | 724   | 45 | 0  | 3.73 |
|                | Plymouth   | OHL    | 17 | 3  | 9  | 2   | 901   | 72  | 0  | 4.79 | --       | -- | -- | --    | -- | -- | --   |
| 2009-10        | Cincinnati | ECHL   | 42 | 23 | 15 | 2   | 2468  | 108 | 2  | 2.63 | 17       | 9  | 8  | 988   | 44 | 1  | 2.67 |
|                | Milwaukee  | AHL    | 1  | 0  | 0  | 0   | 5     | 0   | 0  | 0    | --       | -- | -- | --    | -- | -- | --   |
| 2010-11        | Milwaukee  | AHL    | 28 | 16 | 8  | 4   | 1513  | 57  | 2  | 2.26 | 13       | 7  | 6  | 843   | 32 | 0  | 2.28 |
|                | Cincinnati | ECHL   | 1  | 0  | 0  | 1   | 65    | 3   | 0  | 2.77 | --       | -- | -- | --    | -- | -- | --   |



## SERGEI SOIN

(SAIR-gay SOY-ihh)

Shoots left. • 6-0, 185 lbs. • Born, Moscow, Russia, March 31, 1982.  
(Acquired from Colorado for Tomas Slovák on June 21, 2003).

### CENTER

**CAREER NOTES:** Expected to play his first season with OHL Dynamo Moscow in 2011-12... Played his sixth consecutive season with Severstal Cherepovets (KHL) in 2010-11... The club's only player to dress for all 54 games in 2010-11... Led Severstal in assists (19) and tied for third on the club in points (26) in 2008-09... Played for CSKA Moscow in 2003-04 and 2004-05, along with fellow Nashville prospect Denis Kulyash... Spent five seasons (1998-03) as a regular with the Soviet Wings (Krylja Sovetov)... Won a gold medal with Russia at the 2002 World Junior Championships... Played for Russia in both the 1999 and 2000 U-18 World Championships... Earned a silver medal and led the 2000 tournament in plus/minus rating (+12)... Originally Colorado's third choice, 50th overall (second round), in the 2000 NHL Entry Draft.

| REGULAR SEASON |                  |          |    |    |    |     |     | PLAYOFFS |    |    |     |     |
|----------------|------------------|----------|----|----|----|-----|-----|----------|----|----|-----|-----|
| SEASON         | CLUB             | LEAGUE   | GP | G  | A  | PTS | PIM | GP       | G  | A  | PTS | PIM |
| 2000-01        | Krylja Sovetov 2 | Russia-3 | 8  | 2  | 3  | 5   | 12  | --       | -- | -- | --  | --  |
|                | Krylja Sovetov   | Russia-2 | 19 | 6  | 3  | 9   | 8   | 11       | 2  | 2  | 4   | 2   |
| 2001-02        | Krylja Sovetov 2 | Russia-3 | 5  | 2  | 6  | 8   | 20  | --       | -- | -- | --  | --  |
|                | Krylja Sovetov   | Russia   | 41 | 5  | 7  | 12  | 8   | --       | -- | -- | --  | --  |
| 2002-03        | Krylja Sovetov   | Russia   | 49 | 8  | 6  | 14  | 40  | --       | -- | -- | --  | --  |
| 2003-04        | CSKA Moscow      | Russia   | 49 | 1  | 6  | 7   | 32  | --       | -- | -- | --  | --  |
| 2004-05        | CSKA Moscow      | Russia   | 19 | 3  | 3  | 6   | 10  | --       | -- | -- | --  | --  |
| 2005-06        | Cherepovets      | Russia   | 48 | 5  | 12 | 17  | 36  | 4        | 1  | 1  | 2   | 0   |
| 2006-07        | Cherepovets      | Russia   | 52 | 12 | 12 | 24  | 78  | 5        | 2  | 1  | 3   | 0   |
| 2007-08        | Cherepovets      | Russia   | 52 | 9  | 11 | 20  | 22  | 7        | 1  | 1  | 2   | 4   |
| 2008-09        | Cherepovets      | KHL      | 51 | 7  | 19 | 26  | 38  | --       | -- | -- | --  | --  |
| 2009-10        | Cherepovets      | KHL      | 52 | 7  | 13 | 20  | 30  | --       | -- | -- | --  | --  |
| 2010-11        | Cherepovets      | KHL      | 54 | 4  | 10 | 14  | 26  | 6        | 1  | 0  | 1   | 0   |



## RYAN THANG

(RIGH-uhn THAYNG)

Shoots right. • 6-0, 194 lbs. • Born, Chicago, Ill., May 11, 1987.  
(Nashville's fourth choice, 81st overall (third round), in 2007 Entry Draft).

### LEFT WING

**CAREER NOTES:** Ranked second on Milwaukee (AHL) in assists (27) and third in points (41) during his rookie professional season in 2010-11... Led the 2010-11 Admirals - and tied for sixth among AHL rookies - in plus/minus rating (+17)... Tied for the team lead, and for second among AHL rookies, in points (5g-8a-13pts) during the 2011 Calder Cup Playoffs... Also led the team, and tied for second among first-year AHLers, in 2011 postseason assists and ranked second on the club in goals... Ranked fourth in the 2011 Calder Cup Playoffs in plus/minus rating (+9)... Recorded four assists in Milwaukee's 5-4 overtime victory in Game Six of the West Division Finals at Houston on May 8, 2011... Served as team captain during his senior season at Notre Dame in 2009-10... Finished his Irish career ranked first all-time in game winners, fifth in games played, fifth in power-play goals and tied for 10th in short-handed goals. He is just one of 30 players in the history of the Notre Dame hockey program to score 50 or more goals and 50 or more assists in his Irish hockey career... Posted 16 points (6g-10a) in his final 12 games of 2009-10 after starting the season with seven points (3g-4a) in first 23 games while dealing with injuries... Played in Milwaukee's final 12 regular-season games of 2009-10 (3g-3a-6pts), and all seven of its 2010 Calder Cup Playoff contests (1g-3a-4pts)... An alternate captain for the Irish in 2008-09, helping them sweep the CCHA regular season and tournament titles... Helped Notre Dame become the lowest-seeded team in tournament history to reach the NCAA National Championship Game in 2008... Led Notre Dame in goals (18), game-winning goals (5) and ranked second on the club in points (32) for the second consecutive season in 2007-08... Tied for fourth in the CCHA in game-winning goals and seventh in the league in shorthanded goals (2) in 2007-08... Helped Notre Dame capture a 2007 conference championship... Led the Irish with 20 goals and finished second on the club with 41 points in 2006-07... Captained the 2003 U-17 team that won a gold medal at the Five Nations Tournament in Slovakia... Edina High School team MVP and an All-State selection in 2002-03.

| REGULAR SEASON |                  |        |    |    |    |     | PLAYOFFS |    |    |    |     |     |
|----------------|------------------|--------|----|----|----|-----|----------|----|----|----|-----|-----|
| SEASON         | CLUB             | LEAGUE | GP | G  | A  | PTS | PIM      | GP | G  | A  | PTS | PIM |
| 2004-05        | Sioux Falls      | USHL   | 58 | 9  | 22 | 31  | 45       | -- | -- | -- | --  | --  |
| 2005-06        | Sioux Falls      | USHL   | 32 | 8  | 14 | 22  | 52       | -- | -- | -- | --  | --  |
|                | Omaha            | USHL   | 25 | 15 | 15 | 30  | 26       | 5  | 2  | 1  | 3   | 2   |
| 2006-07        | U. of Notre Dame | CCHA   | 42 | 20 | 21 | 41  | 22       | -- | -- | -- | --  | --  |
| 2007-08        | U. of Notre Dame | CCHA   | 47 | 18 | 14 | 32  | 48       | -- | -- | -- | --  | --  |
| 2008-09        | U. of Notre Dame | CCHA   | 33 | 10 | 9  | 19  | 36       | -- | -- | -- | --  | --  |
| 2009-10        | U. of Notre Dame | CCHA   | 37 | 9  | 14 | 23  | 55       | -- | -- | -- | --  | --  |
|                | Milwaukee        | AHL    | 12 | 3  | 3  | 6   | 4        | 7  | 1  | 3  | 4   | 2   |
| 2010-11        | Milwaukee        | AHL    | 78 | 14 | 27 | 41  | 32       | 13 | 5  | 8  | 13  | 10  |



# PLAYERS IN THE SYSTEM

# PLAYERS 2011 ENTRY DRAFT



Amateur

European Pro/Amateur  
Professional**RIGHT WING****AUSTIN WATSON**

(AUZ-tihn WAWT-suhn)

Shoots right. • 6-4, 193 lbs. • Born, Ann Arbor, Mich., January 13, 1992.  
(Nashville's first choice, 18th overall (first round), in 2010 Entry Draft).

**CAREER NOTES:** Tied for the Peterborough (OHL) team lead in goals (34), ranked second in points (68) and third in assists (34) during his first full season with the club in 2010-11... Tied for 12th in the OHL in power-play goals (14) in 2010-11... The only 2010-11 Pete to score multiple shorthanded goals (2)... Appeared in all 68 of Peterborough's games in 2010-11... A co-MVP of the 2010-11 Petes, and winner of the team's hardest working player award... Posted a seven-game goal streak from Feb. 3-17, tied for the third longest in the OHL in 2010-11... Joined Milwaukee (AHL) upon the completion of his 2010-11 junior season, appearing in five of the team's final six regular-season contests and three playoff games... Participated in both the 2010 and 2011 USA Hockey National Junior Evaluation Camps... Peterborough's nominee for the 2010 Red Tilson Award as the OHL's Most Valuable Player... Traded from Windsor to Peterborough on Jan. 10, 2010... Missed five weeks due to a broken ankle after blocking a shot while playing in the 2010 CHL Home Hardware Top Prospects Game. Closed out the season with 18 points (7g-11a) in the final seven games of the regular season upon returning from injury... Notched six points (1g-5a) in the Petes' 2009-10 regular-season finale, a 10-3 victory over Oshawa on March 13... Helped the United States win gold at the 2010 U-18 World Championships, posting three points (1g-2a) and 33 penalty minutes (tied for second in the tournament) in seven games... Helped Windsor win both the 2009 Robertson Cup as OHL Champion and 2009 Memorial Cup... Named the Spitfires 2009 Hiram Walker and Sons Rookie of the Year... A graduate of the Detroit Compuware program which has produced the likes of Eric Lindros, Pat LaFontaine, Brian Rolston, Mike Modano and David Legwand... The oldest of 10 children.


| SEASON  | CLUB         | LEAGUE | REGULAR SEASON |    |    |     |     | PLAYOFFS |    |    |     |     |
|---------|--------------|--------|----------------|----|----|-----|-----|----------|----|----|-----|-----|
|         |              |        | GP             | G  | A  | PTS | PIM | GP       | G  | A  | PTS | PIM |
| 2008-09 | Windsor      | OHL    | 63             | 10 | 19 | 29  | 41  | 25       | 0  | 4  | 4   | 17  |
| 2009-10 | Windsor      | OHL    | 42             | 11 | 23 | 34  | 14  | --       | -- | -- | --  | --  |
|         | Peterborough | OHL    | 10             | 9  | 11 | 20  | 8   | 4        | 2  | 0  | 2   | 2   |
| 2010-11 | Peterborough | OHL    | 68             | 34 | 34 | 68  | 54  | --       | -- | -- | --  | --  |
|         | Milwaukee    | AHL    | 5              | 0  | 0  | 0   | 0   | 3        | 0  | 0  | 0   | 0   |



JUNE 24-25, 2011 IN ST. PAUL, MINNESOTA.

| ROUND | OVR | NAME            | POS. | TEAM                       |
|-------|-----|-----------------|------|----------------------------|
| 2     | 38  | Magnus Hellberg | G    | Almtuna IS (Sweden-2)      |
| 2     | 52  | Miikka Salomaki | LW   | Karpat (Finland)           |
| 4     | 94  | Josh Shalla     | LW   | Saginaw Spirit (OHL)       |
| 4     | 112 | Garrett Noonan  | D    | Boston University (H-East) |
| 5     | 142 | Simon Karlsson  | D    | Malmö Jr. (Sweden Jr.)     |
| 6     | 170 | Chase Balisy    | C    | Western Mich. (CCHA)       |
| 7     | 202 | Brent Andrews   | LW   | Halifax (QMJHL)            |

Amateur

European Pro/Amateur  
Professional**GOALTENDER****MAGNUS HELLBERG**

(MAG-nuus HEL-buhrg)

Catches left. • 6-5, 185 lbs. • Born, Uppsala, Sweden, April 4, 1991.  
(Nashville's first choice, 38th overall (second round), in the 2011 Entry Draft).

**CAREER NOTES:** Expected to play his first season with Frolunda (Elitserien) in 2011-12... Led all juniors and ranked second among all Allsvenskan (Sweden-2) netminders in save percentage (.936) and goals-against average (2.04) in his first season with Almtuna in 2010-11... Ranked fourth in Sweden's second division in shutouts (5) in 2010-11... Ranked fourth in the 2011 postseason in both save percentage (.908) and goals-against average (3.24)... Led the Swedish Junior League in save percentage (.928), goals-against average (1.97), shutouts (4) and games played (22) with the Almtuna Under-20 squad in 2009-10... Spent two seasons with Arlanda of Sweden's Under-18 league in 2008-09 and 2007-08... Appeared in two games for Uppland in the 2007 TV-Pucken tournament... Ranked second among European Goalies on Central Scouting's Final 2011 list... Nashville goaltender Anders Lindback was also drafted out of the Almtuna system.

**SCOUTING REPORT:** Extremely athletic for his size... Plays a very composed game... Possesses a high hockey IQ and solid ability to read the play... Always one step ahead of the play and always ready for the puck... Extremely strong mentally.

**QUOTEBOOK:** "I think he is a lot like Nashville goaltenders Pekka Rinne and Anders Lindback; they could be three brothers because they all look the same in net. I would say Magnus is a mix of Pekka and Anders - he has a little bit of both of those guys. He has a lot of similarities to the guys we already have, and frankly that is probably why it is why he was so attractive to us because that is a winning concept. He is always up for the task, he likes a challenge, and when the game is on the line he is one of the guys that likes to step up; that is where he plays his best hockey." - European Scout Lucas Bergman.


| REGULAR SEASON |                  |            |    |    |    |     |       |     |    |      | PLAYOFFS |    |    |       |    |    |      |
|----------------|------------------|------------|----|----|----|-----|-------|-----|----|------|----------|----|----|-------|----|----|------|
| Season         | Club             | League     | GP | W  | L  | O/T | Mins. | GA  | SO | Avg. | GP       | W  | L  | Mins. | GA | SO | Avg. |
| 2008-09        | Arlanda U-18     | Sweden-U18 | 33 | -- | -- | --  | 1979  | 103 | 2  | 3.12 | --       | -- | -- | --    | -- | -- | --   |
|                | Wings HC Arlanda | Sweden-3   | 2  | -- | -- | --  | 119   | 7   | 0  | 3.53 | --       | -- | -- | --    | -- | -- | --   |
| 2009-10        | Almtuna Jr.      | Sweden-Jr. | 22 | -- | -- | --  | 1339  | 44  | 4  | 1.97 | --       | -- | -- | --    | -- | -- | --   |
|                | Vallentuna       | Sweden-3   | 1  | -- | -- | --  | 24    | 3   | 0  | 7.57 | --       | -- | -- | --    | -- | -- | --   |
| 2010-11        | Almtuna          | Sweden-2   | 31 | -- | -- | --  | 1790  | 61  | 5  | 2.04 | 5        | -- | -- | 277   | 15 | 0  | 3.25 |
|                | IFK Kumla        | Sweden-3   | 3  | -- | -- | --  | 179   | 6   | 0  | 2.01 | --       | -- | -- | --    | -- | -- | --   |





# PLAYERS

## 2011 NHL ENTRY DRAFT



### MIIKKA SALOMAKI

(MEE-kah SA-loh MA-kee)

Shoots left. • 5-11, 198 lbs. • Born, Raahе, Finland, March 9, 1993.  
(Nashville's second choice, 52nd overall (second round), in the 2011 Entry Draft).

**CAREER NOTES:** Expected to play his second full season with Karpat Oulu of the Finnish Elite League (SM-Liiga) in 2011-12... Ranked second among SM-Liiga rookies in penalty minutes (53), and tied for 11th in both points (4g-6a-10pts) and plus/minus rating (+2) in 2010-11... Paced Karpat, and all rookies, in penalty minutes (27) while appearing in all three of the club's 2011 playoff games... Named one of Finland's three best players at the Under-18 World Championships after tying for sixth in tournament goals (4) and ranking second on the team in points (6)... Notched three points (2g-1a) and tied for the team lead in penalty minutes (14) with Finland at the 2011 World Junior Championships... Both of his goals were game-winners... Also represented Finland at the 2010 Under-20 Four Nations Tournament... Ranked seventh among European Skaters on Central Scouting's Final 2011 list... Named Finnish Junior League (Jr. A SM-Liiga) rookie of the year in 2009-10... Helped Karpat win the 2010 Jr. A SM-Liiga title... Ranked sixth in the Finnish Junior League in penalty minutes (93), and ranked 11th in both points (18g-25a-43pts) and goals with Karpat's junior squad in 2009-10... Helped Finland to a bronze medal at the 2010 Under-18 World Championships... Posted three points (2g-1a) in five games with Finland at the 2010 World Under-17 Challenge... Tied for fourth in Finland's Jr. B I-division in assists (30), and ranked sixth in both points (43) and penalty minutes (71) with Laser HT U18 in 2008-09... A 2007-08 Pajola Camp All-Star. Invited as one of the top Under-16 players in the nation... Product of the Karpat U16 system that also produced Predators goaltender Pekka Rinne.

**SCOUTING REPORT:** A powerful player who plays a rugged game... Has deceiving skill and speed given his size... Makes a lot of good plays and he has a history of being efficient... Both physically tough and mentally tough... A strong player both mentally and physically... Extremely professional in his approach despite being just 18 years old.

**QUOTEBOOK:** "We feel that there is something special in Miikka; he will develop and have an impact at many levels and in many areas of the game. He played as a 17-year-old center in the Finnish Elite League, which shows how responsible and how detailed he is in his game. He bleeds the type of enthusiasm and grit that we covet in the organization. A good comparison is Carolina's Tuomo Ruutu - they are both very hard hitting, play a hard game, have skills, and score points. He can beat players one-on-one, and takes no prisoners in his approach." - European Scout Janne Kekalainen

| SEASON  | CLUB        | LEAGUE      | REGULAR SEASON |    |    |     |     | PLAYOFFS |    |    |     |     |
|---------|-------------|-------------|----------------|----|----|-----|-----|----------|----|----|-----|-----|
|         |             |             | GP             | G  | A  | PTS | PIM | GP       | G  | A  | PTS | PIM |
| 2009-10 | Karpat Jr.  | Finland-Jr. | 37             | 18 | 25 | 43  | 93  | --       | -- | -- | --  | --  |
|         | Karpat U-18 | Finland-U18 | 1              | 1  | 1  | 2   | 2   | --       | -- | -- | --  | --  |
| 2010-11 | Karpat      | Finland     | 40             | 4  | 6  | 10  | 53  | 3        | 0  | 1  | 1   | 27  |
|         | Suomi U-20  | Finland-2   | 3              | 1  | 1  | 2   | 27  | --       | -- | -- | --  | --  |



### JOSH SHALLA

(JAWSH SHA-luh)


Shoots left. • 6-1, 194 lbs. • Born, Whitby, Ontario, September 25, 1991.  
(Nashville's third choice, 94th overall (fourth round), in the 2011 Entry Draft).

**CAREER NOTES:** Ranked fifth in the Ontario Hockey League, and set a Saginaw franchise record, in goals (47) in his second season with the Spirit in 2010-11... A 2010-11 OHL Third-Team All-Star... Tied for second in the OHL in shorthanded markers (5), and tied for 12th in League power-play goals (14) in 2010-11... Finished third in the "Most Dangerous in the Goal Area" category of the 2011 OHL Western Conference Coaches' Poll... Led the 2010-11 Spirit in points (72) and ranked third on the team in plus/minus rating (+24) in 2010-11... Set a club record for goals in a game with four on Nov. 27, 2010 vs. Windsor... Played in all 68 of Saginaw's regular-season contests for the second straight season in 2010-11... Recipient of Saginaw's 2011 Northwood University Academic Award... Paced Saginaw in 2011 playoff points (8g-7a-15pts), goals and power-play goals (5)... Tied for 13th in 2011 OHL Playoff goals and fourth in power-play goals despite playing only 12 games/ two rounds... Led the 2009-10 Saginaw Spirit in goals (32) and power-play goals (12), and ranked second in points (65)... Recognized as the second-most improved player in the 2010 OHL Western Conference Coaches Poll... The 84th rated North American Skater in Central Scouting's final 2010 rankings, but unranked in his second time through the draft in 2011... Traded to Saginaw in June 2009 after splitting the 2008-09 season between Guelph and Brampton... Traded from Brampton to Guelph on Jan. 9, 2009.

**SCOUTING REPORT:** A big, strong forward who has taken a little more time to develop than other prospects at that level... Has a knack for scoring goals - is a shooter first and a playmaker second... Is high in character and is a leader... Greatest asset is his consistency - he doesn't score in bunches, but continued to get better and produce as the season progressed... Has a lot of rambunctiousness in his game.

**QUOTEBOOK:** "Josh played on Saginaw's top line and played in all situations. He is the kind of guy that doesn't need a playmaker. He is a big body, so he can make plays on his own. He does find open areas in the offensive zone, and if he does get the puck in those areas, his gifts are his quick release, his puck skill, and getting pucks to the net. That is his element and it certainly helps if someone can get him the puck. He plays hard in the hard areas and can really muck and grind in the slot as well." - North American Amateur Scout Jason Bukala

| SEASON  | CLUB        | LEAGUE | REGULAR SEASON |    |    |     |     | PLAYOFFS |    |    |     |     |
|---------|-------------|--------|----------------|----|----|-----|-----|----------|----|----|-----|-----|
|         |             |        | GP             | G  | A  | PTS | PIM | GP       | G  | A  | PTS | PIM |
| 2007-08 | Bowmanville | OPJHL  | 49             | 26 | 11 | 37  | 20  | 7        | 5  | 2  | 7   | 6   |
|         | Brampton    | OHL    | 6              | 0  | 0  | 0   | 0   | --       | -- | -- | --  | --  |
| 2008-09 | Brampton    | OHL    | 37             | 11 | 4  | 15  | 12  | --       | -- | -- | --  | --  |
|         | Guelph      | OHL    | 24             | 3  | 2  | 5   | 16  | 4        | 0  | 0  | 0   | 0   |
| 2009-10 | Saginaw     | OHL    | 68             | 32 | 33 | 65  | 62  | 6        | 0  | 1  | 1   | 2   |
| 2010-11 | Saginaw     | OHL    | 68             | 47 | 25 | 72  | 62  | 12       | 8  | 7  | 15  | 8   |



### GARRETT NOONAN

(GAIR-reht NOO-nuhn)

Shoots left. • 6-0, 205 lbs. • Born, Norfolk, Mass., January 28, 1991.  
(Nashville's fourth choice, 112th overall (fourth round), in the 2011 Entry Draft).

**CAREER NOTES:** Led the 2010-11 Terriers in penalty minutes (89) during his freshman season... Ranked third among BU defensemen in points (4g-11a-15pts), and tied for third overall in game-winning goals in 2010-11... Tied for seventh among Hockey East rookie defensemen in points... Accounted for two game-winning goals during a personal-best four-game point streak (3g-2a) from Feb. 4-14, 2011... Posted 10 (4g-6a) of his 15 points in his final 16 games of 2010-11... Helped the Vernon Vipers capture the 2010 RBC Cup (Canada's National Junior A Hockey Championship), Doyle Cup (series between BCHL and AJHL champions) and Fred Page Cup (BCHL Champions)... Posted 34 points (12g-22a) in 30 contests while captaining Catholic Memorial High School during the 2008-09 season... Named the 2009 co-MVP of the Catholic Conference after helping Catholic Memorial win the Massachusetts Super 8 Championship... 2009 Boston Globe All-Scholastic honoree and member of the Boston Herald Dream Team.

**SCOUTING REPORT:** A solid, two-way defenseman who possesses good vision, but also plays with good bite to his game... Not afraid to mix it up and plays a solid game in his own zone... Moves the puck well, finds teammates in open ice... A character kid who is hard working and wants to be a pro... Will fit well with the Nashville Predators culture.

**QUOTEBOOK:** "We think Garrett will be a real solid two-way defensive prospect that can enhance our blue line, especially since he's a left-handed shot and we don't have many of those on the blue line. He has physically matured tremendously since arriving at Boston University, and he is going to play a lot of minutes for their team moving forward, even strength, on the power play and on the penalty kill. His game is just going to keep on evolving and he going to become even more of a well-rounded player." - North American Amateur Scout Tom Nolan

| SEASON  | CLUB         | LEAGUE | REGULAR SEASON |   |    |     |     | PLAYOFFS |    |    |     |     |
|---------|--------------|--------|----------------|---|----|-----|-----|----------|----|----|-----|-----|
|         |              |        | GP             | G | A  | PTS | PIM | GP       | G  | A  | PTS | PIM |
| 2009-10 | Vernon       | BCHL   | 58             | 2 | 16 | 18  | 60  | 19       | 3  | 3  | 6   | 16  |
| 2010-11 | Boston Univ. | H-East | 38             | 4 | 11 | 15  | 89  | --       | -- | -- | --  | --  |



### SIMON KARLSSON

(SEE-muhn KARL-suhn)

Shoots right. • 6-2, 178 lbs. • Born, Karlskrona, Sweden, July 23, 1993.  
(Nashville's fifth choice, 142nd overall (fifth round), in the 2011 Entry Draft).

**CAREER NOTES:** Started the 2010-11 season with Malmo's U-18 team, before being called up to the Junior squad in January. Also appeared in four games for the senior team in Sweden's second division (Allsvenskan)... Led all defensemen in the 2010 J18 Elit Sodra (10-team regional play from September-December), and ranked second on Malmo (U-18), in goals, assists and points (10g-11a-21pts, 15gp)... Tied for third in power-play goals (4), and ranked seventh in shooting percentage (27.8) among all skaters in the 2010 J18 Elit Sodra... Tied for ninth among blueliners in points (2g-4a-6pts, 14gp) during the 2010-11 J20 SuperElit Top 8 portion of Malmo's junior squad's schedule... Also paced Malmo in penalty minutes (20) during the 2010-11 J20 SuperElit Top 8... Played his first season with the Malmo organization in 2009-10, primarily with the U-18 team... Split the 2008-09 season between Karlskrona's U-18 and Junior teams, while also appearing in the TV-Pucken and Rikspucken tournaments for the Blekinge region.

**SCOUTING REPORT:** A mobile, two-way defenseman who contributes at both ends of the ice... Possesses excellent hockey IQ and skating ability... Has quarterback skills on the power play... Sees the ice very well and has a good transition game... Has a special touch with the puck that you cannot teach.

**QUOTEBOOK:** "He had a pretty good journey in his draft eligible year, working his way up quickly through the Malmo organization. He started the year as a B-junior player. He worked his way up to A-juniors and he ended the season with a couple of senior games. The raw factor is there - he has grown four to six inches over the last couple summers - and his coordination hasn't really caught up to his size. When it does, we think he could be a home run." - European Scout Lucas Bergman

| SEASON  | CLUB       | LEAGUE     | REGULAR SEASON |    |    |     |     | PLAYOFFS |    |    |     |     |
|---------|------------|------------|----------------|----|----|-----|-----|----------|----|----|-----|-----|
|         |            |            | GP             | G  | A  | PTS | PIM | GP       | G  | A  | PTS | PIM |
| 2009-10 | Malmo U-18 | Sweden-U18 | 30             | 1  | 2  | 3   | 28  | --       | -- | -- | --  | --  |
|         | Malmo Jr.  | Sweden-Jr. | 3              | 1  | 0  | 1   | 0   | --       | -- | -- | --  | --  |
| 2010-11 | Malmo U-18 | Sweden-U18 | 19             | 10 | 12 | 22  | 32  | 5        | 0  | 0  | 0   | 2   |
|         | Malmo Jr.  | Sweden-Jr. | 32             | 3  | 10 | 13  | 34  | --       | -- | -- | --  | --  |
|         | Malmo      | Sweden-2   | 4              | 0  | 0  | 0   | 0   | --       | -- | -- | --  | --  |





# PLAYERS


## 2011 NHL ENTRY DRAFT

# 2010-11

Amateur

European Pro/Amateur

Professional



### CHASE **BALISY**

(CHAI'S BAWL-EE-see)

Shoots left. • 5-11, 170 lbs. • Born, Rancho Santa Margarita, Calif., February 2, 1993.  
(Nashville's sixth choice, 170th overall (sixth round), in the 2011 Entry Draft).

#### CENTER

**CAREER NOTES:** Expected to play his sophomore season at Western Michigan University in 2010-11... Named to the 2010-11 CCHA All-Rookie Team and a Freshman All-American by Inside College Hockey... Tied for third among CCHA freshmen in both goals and points (12g-18a-30pts) in 2010-11... Also tied for fourth among CCHA rookies in assists... Finished second on the Broncos in both goals and points while appearing in all 42 of the team's games in 2010-11... Helped WMU reach the CCHA Championship game for the first time since 1986... Named CCHA Rookie of the Month for January 2011 after posting 12 points (5g-7a) in eight games... Earned CCHA Player of the Week honors twice in 2010-11 (Offensive, Jan. 31; Rookie, Jan. 17)... Took part in the USA Hockey National Junior Evaluation Camp in August 2011... Won a gold medal with the United States at the 2010 U-18 World Championships, posting three points (1g-2a) in seven games... Played the 2008-09 and 2009-10 seasons with the United States National Team Development Program's U-17 and U-18 teams... Amassed 11 points (5g-6a) in 28 games during the USHL portion of the U-18 team's 2009-10 schedule... Posted 22 points (8g-14a) in 42 games in the NAHL portion of the U-17 squad's 2008-09 schedule... Tied for fourth among all skaters in assists (6) and tied for second on Team USA in points (7) at the 2009 World U-17 Hockey Challenge, helping the United States earn bronze... Grew up on the same street as Predators defenseman Jonathon Blum.

**SCOUTING REPORT:** A skilled center with great speed... Has an elite mind for the game - his hockey smarts and his hockey IQ are outstanding... Has a great pressure point because he doesn't give up the puck easily... Has strong character and shows up to work every day... Can control the tempo of the game and has the ability to make those around him better.

**QUOTEBOOK:** "He is a solid, two-way forward who has the creative ability and scoring ability that we are looking for in our forwards. He had a great freshman year for an evolving Western Michigan team really coming on offensively and producing at a high level as the season progressed. We are excited about his development at this point, and expect great things from him playing on Western's first line to start the 2011-12 season."  
- North American Amateur Scout Jason Bukala.

| SEASON  | CLUB             | LEAGUE | REGULAR SEASON |    |    |     |     | PLAYOFFS |    |    |     |     |
|---------|------------------|--------|----------------|----|----|-----|-----|----------|----|----|-----|-----|
|         |                  |        | GP             | G  | A  | PTS | PIM | GP       | G  | A  | PTS | PIM |
| 2008-09 | USNTDP           | NAHL   | 42             | 8  | 14 | 22  | 8   | 9        | 0  | 3  | 3   | 0   |
|         | USNTDP           | U-17   | 25             | 4  | 13 | 17  | 6   | --       | -- | -- | --  | --  |
| 2009-10 | USNTDP           | U-18   | 65             | 9  | 17 | 26  | 16  | --       | -- | -- | --  | --  |
|         | USNTDP           | USHL   | 28             | 5  | 6  | 11  | 8   | --       | -- | -- | --  | --  |
|         | USNTDP           | U-17   | 2              | 0  | 1  | 1   | 2   | --       | -- | -- | --  | --  |
| 2010-11 | Western Michigan | CCHA   | 42             | 12 | 18 | 30  | 12  | --       | -- | -- | --  | --  |



### BRENT **ANDREWS**

(BREHNT AN-drooz)

Shoots left. • 6-2, 200 lbs. • Born, Hunter River, Prince Edward Island, January 19, 1993.  
(Nashville's seventh choice, 202nd overall (seventh round), in the 2011 Entry Draft).

#### LEFT WING

**CAREER NOTES:** Appeared in all 68 of Halifax's (QMJHL) 2010-11 regular-season contests, ranking fifth on the club in goals and points (12g-17a-29pts)... Tied for second on the Mooseheads in power-play goals (6)... Ranked 11th in the QMJHL in face-offs won (633) and 14th in face-offs taken (1,148) in 2010-11... Earned the QMJHL's Third Star of the Week on Sept. 20, 2010 after scoring four goals in his third career game (Sept. 17 at Acadie-Bathurst)... Represented Canada at the 2011 U-18 World Championships, posting one assist and tying for second on the team in penalty minutes (14) in seven games... Moved up from 168th in Central Scouting's 2011 Mid-Term Rankings to 129th in its Final Ranking of North American Skaters... Tied for the Team Atlantic lead in goals (3), and ranked second on the team in points (5) in five games at the 2010 World Under-17 Hockey Challenge... Ranked 11th among QMJHL rookies in shots (122) in his first season with Halifax in 2009-10... Took the second-most face-offs (829) among QMJHL rookies, and ranked 10th among first-year skaters in face-off efficiency (48.3 percent)... Scored a goal in five games for Team Atlantic at the 2009 World Under-17 Hockey Challenge... Selected by Halifax in the first round (15th overall) in the 2009 QMJHL Draft and also extended an offer to play for Maine University... Played his midget hockey for the Cornwall Superior Thunder and Cole Harbour Major Midgets.

**SCOUTING REPORT:** An excellent defensive-minded forward who is terrific on face-offs... Is strong and his physical game continues to progress... Skates well and is usually noticeable each shift... A team player who exudes character.

**QUOTEBOOK:** "Brent is a big, two-way centerman that adds some grit to our organization. You can rely on him in our defensive zone, and he doesn't hesitate to sacrifice his body. He spent his draft-eligible season playing down the lineup a bit, so we think he has some offensive potential that has not been tapped yet. He can play in all situations and this year he will be called upon to do that a bit more." - North American Amateur Scout Tom Nolan

| SEASON  | CLUB    | LEAGUE | REGULAR SEASON |    |    |     |     | PLAYOFFS |    |    |     |     |
|---------|---------|--------|----------------|----|----|-----|-----|----------|----|----|-----|-----|
|         |         |        | GP             | G  | A  | PTS | PIM | GP       | G  | A  | PTS | PIM |
| 2009-10 | Halifax | QMJHL  | 64             | 7  | 9  | 16  | 33  | --       | -- | -- | --  | --  |
| 2010-11 | Halifax | QMJHL  | 68             | 12 | 17 | 29  | 33  | 4        | 0  | 0  | 0   | 11  |







### PLAYOFF BOUND - SIX OUT OF THE LAST SEVEN

The Nashville Predators made their sixth playoff appearance in the last seven seasons in 2011, making them one of only six franchises to advance to the playoffs six times since 2003-04 (San Jose, Detroit, New Jersey, Philadelphia and Montreal are the others). With 44 wins in 2010-11, Nashville is one of just four teams (with Detroit, San Jose and Calgary) to reach the 40-win mark in each of the last six seasons, and has amassed the League's sixth-highest win total (272) since 2005-06.

Nashville's spot in the 2011 Stanley Cup Playoffs was clinched by a strong stretch run which saw the team go 11-3-1, upon returning from a West Coast swing on March 10. The Predators sat in 11th place in the West at that time, but scored 50 goals in the final 15 games (3.33 goals per game), 12 of which were on home ice (9-2-1 record), to end up with the Conference's fifth seed. Prior to the 15-game offensive outburst, Nashville was averaging 2.43 goals per game.

### HOME SUCCESS - ON THE ICE AND IN THE STANDS

The Nashville Predators finished the 2010-11 regular season 24-9-8 (56 points) at Bridgestone Arena, making them one of just three teams (Conference-winners Vancouver and Washington) to amass more than 55 points and have less than 10 regulation losses on home ice this season. The Predators' record came courtesy of a strong finish which saw them go 10-2-1 while playing 12 of their final 15 regular-season games in the Music City. 2010-11 marked the sixth consecutive season Nashville has posted at least 23 home victories, making it the only franchise to do so. In that span, the Predators have posted a 155-66-25 record at Bridgestone Arena, good for the third-most home wins in the League (155) behind Detroit (158) and San Jose (156).

Much of the Predators' home success came courtesy of stingy defense and penalty killing. Nashville allowed a League-low 88 non-shootout goals on home ice - an average of 2.15 a game - allowing more than three

goals only seven times in 41 home games. The penalty kill finished without a blemish in 28 of the 41 games, helping the team finish second in home penalty kill (87.8 percent).

Fans recognized the Predators' home success and packed Bridgestone Arena to levels unseen since 1999-2000, the franchise's second season. The Predators averaged 16,143 fans in 2010-11, the highest mark since an average of 16,600 passed through the turnstiles over a decade ago. The venue sold out 16 times - five more than the previous two seasons combined - and third most in franchise history behind 20 sellouts in 1999-2000 and 17 sellouts in 1998-99.

### PILLARS OF SUCCESS: DEFENSE AND THE PENALTY KILL

Nashville's most consistent strength in 2010-11 was a defense that allowed the third-fewest goals in the National Hockey League, a franchise-low 194 (average of 2.32). Nashville allowed two goals or fewer 47 times in 2010-11, and when the Predators offense pitched in at least three goals, the club posted a 41-4-2 record. The penalty kill was a large part of the defensive success, finishing with the fifth-best rating in the League (84.9 percent) and helping the team post a 32-13-8 record when finishing perfect on the night. The PK set a franchise record for most consecutive successful penalty kills (37) from Nov. 16-Dec. 6, which included a club-record nine perfect games from Nov. 18-Dec. 4. Nashville's penalty kill has finished in the Top 10 in seven of the last 10 seasons.

### ROSTER THEMES: YOUTH AND HOMEGROWN TALENT

Instead of adding veteran experience from outside the organization at the 2010 Trade Deadline, the Nashville Predators chose to promote young talent from within with 2007 first-round pick Jonathon Blum (22 years old), 2006 second-round pick Blake Geoffrion (23) and trade acquisition Matt Halischuk (22). Coupled with long-term injuries to Steve Sullivan (36), Francis Bouillon (35), Matthew Lombardi (29) and Marcel Goc (27), the Predators went down the stretch with the fifth-youngest active roster in the NHL at 26 years, 140

days. The youngsters made their influence felt too - 111 of Nashville's 213 non-shootout goals scored in 2010-11 were scored by players 25 years old or younger (52.1 percent).

The young talent also shows the growth of the sport, as the United States (3), Ontario (3), British Columbia (2), Sweden and Belarus are all represented among the under-25 group. Geoffrion became the first Tennessee native to reach the NHL on Feb. 26 at Dallas, while Blum - who made his debut on Feb. 22 at Columbus - was the first Californian to be selected in the first round of the Entry Draft.

The faith shown by Predators General Manager David Poile in the players he and his staff drafted meant a franchise-record 19 Predators draft selections suited up for the club in 2010-11, breaking the previous club record of 17 set a season ago; this includes nine forwards, seven defensemen and three goalies. Blum and Geoffrion's NHL debuts also means that each of the team's first selections in every draft from its first in 1998 (David Legwand) to 2008 (Colin Wilson) has made it to the National Hockey League.

Here is a breakdown of all 19 draftees to appear on Nashville's roster in 2010-11:

| FIRST ROUND       |                         |
|-------------------|-------------------------|
| David Legwand     | (2nd overall, 1998)     |
| Ryan Suter        | (7th overall, 2003)     |
| Jonathon Blum     | (23rd overall; 2007)    |
| Colin Wilson      | (7th overall, 2008)     |
| SECOND ROUND      |                         |
| Blake Geoffrion   | (56th overall, 2006)    |
| Kevin Klein       | (37th overall in 2003)  |
| Nick Spaling      | (58th overall in 2007)  |
| Shea Weber        | (49th overall in 2003)  |
| THIRD ROUND       |                         |
| Teemu Laakso      | (78th overall in 2005)  |
| Cody Franson      | (79th overall in 2005)  |
| Alexander Sulzer  | (92nd overall in 2003)  |
| FOURTH ROUND      |                         |
| Jordin Tootoo     | (98th overall in 2001)  |
| FIFTH ROUND       |                         |
| Andreas Thuresson | (144th overall in 2007) |
| Mark Dekanich     | (146th overall in 2006) |
| Cal O'Reilly      | (150th overall in 2005) |
| SEVENTH ROUND     |                         |
| Martin Erat       | (191st overall in 1999) |
| Patric Hornqvist  | (230th overall in 2005) |
| Anders Lindback   | (207th overall in 2008) |
| EIGHTH ROUND      |                         |
| Pekka Rinne       | (258th overall in 2004) |



### TROTZ MAKES HIS LATEST JACK ADAMS PUSH

Barry Trotz - the only head coach in Nashville Predators franchise history - was again a candidate for the Jack Adams Award as the NHL's top coach after finishing second in voting for the honor in 2009-10. Trotz is the only coach to lead his team to the playoffs in six of the last seven seasons, and did so despite having lost 348 man-games due to injury, a number that ranks among the Top Five in the League. Included in that number are 173 games lost at the center position, including 80 by the team's big free agent signing of the 2010 offseason, Matthew Lombardi. The 2010-11 team had the 21st highest payroll in the League, and after the trade deadline, was the fifth youngest in the League and youngest among playoff teams at 26 years, 140 days.

The Dauphin, Manitoba, native continued to ascend up several coaching lists in 2010-11 as well. The season put him at 984 career games, all with Nashville, putting him fourth on the games coached with a single franchise list behind only Al Arbour (1,500; N.Y. Islanders), Lindy Ruff (1,066; Buffalo) and Billy Reay (1,012; Chicago). He also moved into sixth on the wins with one franchise list (455), and enters 2011-12 just nine wins shy of Edmonton's Glen Sather for fifth place on the list. Trotz also broke into the Top 20 in all-time coaching victories in 2010-11. Now with 12 seasons under his belt in Nashville, he is one of just seven coaches in all four major North American sports leagues to have coached or managed each of a team's first 12 seasons of existence (NHL: Lester Patrick (13, N.Y. Rangers); MLB: Connie Mack (50, Oakland); NFL: Curly Lambeau (29, Green Bay), Tom Landry (29, Dallas), Hank Stram (15, Kansas City), Paul Brown (15, Cleveland)).

## TEAM QUICK HITS

- At five-on-five, the Predators outscored the opposition 154-133, tied for the fifth-best ratio in the League (1.16).
- The Predators were assessed 720 penalty minutes in 2010-11, the second-lowest total in franchise history and the second-lowest total in the NHL (8.8 per game). They were shorthanded 272 times (average of 3.32), the second-lowest total in the Western Conference and tied for the sixth-lowest total in the League.
- One season after leading the NHL with 42 victories by two goals or less, the Nashville Predators won 19 of their 44 victories by three-or-more goals. That was 2010-11's fourth-highest total (just one off the League lead), and more victories by three or more in the two previous seasons combined (5 in 2009-10 and 6 in 2008-09).
- Nashville scored a first-period goal in 15 of the season's final 17 games - outscoring the opposition 23-7 in that span - to finish with a +24 first-period goal differential, second-best in the NHL.
- The Predators led the League in fewest second-period goals allowed (58).
- Nashville posted the League's third-best record when outshooting the competition (20-10-4).

## A VEZINA/HART-WORTHY SEASON



Goaltender Pekka Rinne was the backbone of the 2010-11 Nashville Predators, putting up the top goaltending performance in franchise history and one of the best in the National Hockey League for the season. Rinne posted a 33-22-9 record with a 2.12 goals-against average, a .930 save percentage and six shutouts in his third NHL campaign. His save percentage ranked second to Boston's Tim Thomas, while his goals-against average ranked third and his shutout total put him in a tie for sixth. The Kempele, Finland native also ranked among the Top 10 goalies in games played (64) and minutes (3,789). Rinne's best work of the banner season came after he returned from a three-week injury absence in late December. From New Year's Eve on, the

6-5, 209-pounder started 42 of Nashville's 46 games, allowing two goals or fewer 28 times in that span while posting 25 wins, second-highest in the League. He posted a goals-against average of 2.00 and a save percentage of .936 in that 42-game span.

With back-to-back seasons of more than 32 wins, and 29 victories as a rookie in 2008-09, Rinne already ranks second in wins by a Predators goaltender (95). His win total of 94 since the start of the 2008-09 campaign is tied for eighth among NHL netminders (94), while his 20 shutouts are tops in the NHL since he recorded his first on Dec. 1, 2008.

## NORRIS WORTHY DUO

Shea Weber and Ryan Suter - both drafted by the Predators in 2003 - form one of the top defensive pairings in the League, with Weber providing the goals and highlight reel hits, and Suter playing set-up man and effectively moving the puck up ice.

Nashville's captain put up the second-best offensive season of his career in 2010-11, tying for 10th among NHL defensemen in points (16g-32a-48pts) and fourth at the position in goals. He also finished third at the position in shots (254), the third-highest total in franchise history, and dished out the sixth-most hits among blueliners (211). The Sicamous, B.C., native played in all 82 games for the first time in his career in 2010-11, logging the third-most minutes in the League (2,076:09), and a franchise record for average ice time (25:19). In his second straight All-Star Game appearance in January 2011, the 6-4, 230-pounder formed a pairing with future Hall-of-Famer Nicklas Lidstrom to post a +6 rating while racking up four assists, becoming just the second defenseman in All-Star Game history to amass four helpers (Hall-of-Famer Ray Bourque was the first in 1985). In the previous evening's Hardest Shot Contest, Weber registered a blast of 104.8 mph, second to Zdeno Chara's record 105.9 mph shot. Only Chara and former defenseman Al Iafrate have recorded harder shots in the competition.

Suter, meanwhile, posted a +20 rating in 2010-11, tied for the second-highest total in franchise history and tied for 11th among all blueliners. He led the team in assists and tied for 16th among NHL defenders in the category despite missing 12 games due to injury. The Madison, Wis., native became just the second player in franchise history to average more than 25 minutes in a game (25:12), finishing 10th in the NHL in the category, and the Predators posted a 40-19-9 record in the 68 complete games that he played versus a 4-8-2 record when he wasn't in the lineup or left early due to injury.

## 2010-11'S BREAKOUT PERFORMER

First-year Predator Sergei Kostitsyn - acquired for a pair of pending free agents (Dan Ellis and Dustin Boyd) on June 29, 2010 - broke out in 2010-11, leading the team in goals (23) and tying for the club lead in points (50). The goal total was just one shy of Kostitsyn's total from his first three seasons and 155 games in the NHL (24), while his point total equaled that from his previous two campaigns combined (108 gp, 17g-33a-50pts). The Novopolotsk, Belarus native started slow, missing Nashville's first two games with a broken toe and posting three points (2g-1a) in his first 18 games of the season, but caught fire after that, amassing 47 points (21g-26a) from Dec. 1 to the end of the season. Kostitsyn registered points in 35 of those 59 games, including an 11-game point streak (7g-8a) from March 17-April 8, the second longest point streak in franchise history and tied for the third longest in the NHL in 2010-11. Kostitsyn scored his 23 goals on just 93 shots - 40 fewer than the next highest shot total among the 68 NHLers with 23-or-more tallies giving him a League-leading shooting percentage of 24.7.

## PLAYER QUICK HITS

- Acquired by Nashville on Feb. 10 from the Ottawa Senators, Mike Fisher posted just four points (1g-3a) in his first 20 games with his new club, but rallied in the final two weeks of the regular season, posting eight points (4g-4a) in his final seven games of the season. Fisher ranked second in ice time among Nashville forwards down the stretch (18:15), and finished with a plus or even rating in 17 of his final 20 regular-season games, helping the club to a 13-4-3 mark in that span.
- Martin Erat tied Kostitsyn for the team points lead (17g-33a-50pts) despite missing 18 games due to injury. It marked the fourth time in the last five campaigns he has reached 50 points, and the seventh consecutive season he has posted at least 49 points. The Trebic, Czech Republic native posted 17 points (7g-10a) in his final 17 games of the regular season, including 29 points (11g-18a) in 30 games after the All-Star break.
- Blake Geoffrion became the first Tennessee native to appear in the National Hockey League upon making his Predators debut at Feb. 26 at Dallas. In just his 11th career game on March 20, the fourth-generation NHLer would record his first career hat trick, becoming the youngest player in franchise history to attain the feat, and doing so faster than his Hall-of-Fame great grandfather Howie Morenz (24th career game on Feb. 11, 1925) and grandfather Bernie "Boom Boom" Geoffrion (18th career game on Jan. 27, 1952).

## PLAYOFF ROSTER BREAKDOWN

Average Height/Weight: 6-0/202 pounds

## BY BIRTHPLACE

Canada: 13

Ontario: 8  
British Columbia: 3  
Quebec & Manitoba: 1

United States: 5

California, Connecticut, Florida,  
Michigan & Wisconsin: 1

Sweden: 2

Belarus, Finland & Czech Republic: 1

## DRAFT BREAKDOWN:

1st Round: 5 (Blum, Dumont, Legwand, Suter & Wilson)  
2nd Round: 5 (Fisher, Geoffrion, Klein, Spaling & Weber)  
3rd Round: 1 (Franson)  
4th Round: 2 (Halischuk & Tootoo)  
5th Round: 1 (O'Reilly)  
7th Round: 4 (Erat, Hornqvist, Kostitsyn & Lindback)  
8th Round: 2 (O'Brien & Rinne)  
9th Round: 1 (Sullivan)  
Not Drafted: 2 (Smithson & Ward)

## WHERE THEY CAME FROM

ONTARIO HOCKEY LEAGUE - (9) Fisher, Halischuk, Klein, Kostitsyn, Legwand, O'Brien, O'Reilly, Spaling, Sullivan

WESTERN HOCKEY LEAGUE - (6) Blum, Erat, Franson, Smithson, Tootoo, Weber

NCAA - (3) Geoffrion, Suter, Wilson

SWEDISH ELITE LEAGUE - (2) Hornqvist and Lindback

FINNISH ELITE LEAGUE - (1) Rinne

QUEBEC MAJOR JUNIOR HOCKEY LEAGUE - (1) Dumont

CANADIAN INTERCOLLEGIATE - (1) Ward

## ROSTER BREAKDOWN

• **FIFTEEN** players were drafted by Nashville (Blum, Erat, Franson, Geoffrion, Hornqvist, Klein, Legwand, Lindback, O'Reilly, Rinne, Spaling, Suter, Tootoo, Weber and Wilson).

• **THREE** players were signed as free agents (Dumont, Smithson and Ward).

• **FIVE** players were acquired through trades (Fisher, Halischuk, Kostitsyn, O'Brien and Sullivan).



## FINAL SCORING

| Pos.             | No.             | Player            | GP   | TOI/G | SFT/G | G    | A  | P  | +/- | PIM  | PP   | SH | GW | S   | %    | F/O W-L | F/O% | H     | BS  |    |
|------------------|-----------------|-------------------|------|-------|-------|------|----|----|-----|------|------|----|----|-----|------|---------|------|-------|-----|----|
| LW               | 74              | Sergei Kostitsyn  | 77   | 15:11 | 21.1  | 23   | 27 | 50 | 10  | 20   | 4    | 1  | 2  | 93  | 24.7 | 1-5     | 16.7 | 41    | 15  |    |
| RW               | 10              | Martin Erat       | 64   | 18:05 | 24.7  | 17   | 33 | 50 | 14  | 22   | 7    | 0  | 3  | 135 | 12.6 | 19-25   | 43.2 | 57    | 21  |    |
| RW               | 27              | Patric Hornqvist  | 79   | 15:43 | 20.4  | 21   | 27 | 48 | 11  | 47   | 6    | 0  | 5  | 265 | 7.9  | 22-23   | 48.9 | 86    | 36  |    |
| D                | 6               | Shea Weber        | 82   | 25:19 | 29    | 16   | 32 | 48 | 7   | 56   | 6    | 1  | 3  | 254 | 6.3  | 0-0     | 0.0  | 211   | 113 |    |
| C                | 11              | David Legwand     | 64   | 18:48 | 25.5  | 17   | 24 | 41 | 13  | 24   | 0    | 2  | 3  | 130 | 13.1 | 395-442 | 47.2 | 36    | 20  |    |
| D                | 20              | Ryan Suter        | 70   | 25:12 | 28.4  | 4    | 35 | 39 | 20  | 54   | 1    | 0  | 1  | 115 | 3.5  | 0-1     | 0.0  | 64    | 84  |    |
| C                | 12              | Mike Fisher       | 82   | 18:22 | 22.7  | 19   | 17 | 36 | -17 | 43   | 4    | 0  | 2  | 192 | 9.9  | 602-644 | 48.3 | 133   | 89  |    |
|                  |                 | NSH               | 27   | 18:15 | 24.8  | 5    | 7  | 12 | 2   | 10   | 1    | 0  | 1  | 60  | 8.3  | 203-218 | 48.2 | 44    | 30  |    |
|                  |                 | OTT               | 55   | 18:25 | 21.7  | 14   | 10 | 24 | -19 | 33   | 3    | 0  | 1  | 132 | 10.6 | 399-426 | 48.4 | 91    | 59  |    |
| C                | 33              | Colin Wilson      | 82   | 13:17 | 17.6  | 16   | 18 | 34 | 9   | 17   | 2    | 0  | 2  | 101 | 15.8 | 108-120 | 47.4 | 38    | 24  |    |
| RW               | 29              | Joel Ward         | 80   | 17:04 | 23.8  | 10   | 19 | 29 | -1  | 42   | 5    | 0  | 4  | 157 | 6.4  | 82-86   | 48.8 | 67    | 57  |    |
| D                | 4               | Cody Franson      | 80   | 15:10 | 19.4  | 8    | 21 | 29 | 10  | 30   | 2    | 0  | 2  | 156 | 5.1  | 0-0     | 0.0  | 81    | 52  |    |
| C                | 9               | Marcel Goc        | 51   | 16:02 | 21.8  | 9    | 15 | 24 | 10  | 6    | 0    | 1  | 2  | 111 | 8.1  | 346-347 | 49.9 | 51    | 13  |    |
| LW               | 26              | Steve Sullivan    | 44   | 16:01 | 21.8  | 10   | 12 | 22 | 4   | 28   | 3    | 0  | 1  | 79  | 12.7 | 5-8     | 38.5 | 18    | 10  |    |
| RW               | 71              | J-P Dumont        | 70   | 11:10 | 14.8  | 10   | 9  | 19 | 2   | 16   | 1    | 0  | 2  | 89  | 11.2 | 1-1     | 50.0 | 45    | 8   |    |
| RW               | 22              | Jordin Tootoo     | 54   | 11:52 | 16.1  | 8    | 10 | 18 | 8   | 61   | 0    | 0  | 1  | 85  | 9.4  | 2-1     | 66.7 | 95    | 17  |    |
| C                | 16              | Cal O'Reilly      | 38   | 16:54 | 21.3  | 6    | 12 | 18 | 4   | 2    | 1    | 0  | 1  | 44  | 13.6 | 231-266 | 46.5 | 5     | 13  |    |
| D                | 8               | Kevin Klein       | 81   | 20:47 | 25.9  | 2    | 16 | 18 | 9   | 24   | 0    | 0  | 0  | 99  | 2.0  | 0-0     | 0.0  | 128   | 173 |    |
| LW               | 13              | Nick Spaling      | 74   | 13:55 | 20.2  | 8    | 6  | 14 | -10 | 20   | 1    | 0  | 2  | 75  | 10.7 | 253-244 | 50.9 | 37    | 33  |    |
| C                | 25              | Jerred Smithson   | 82   | 14:50 | 23.4  | 5    | 8  | 13 | -6  | 34   | 0    | 0  | 0  | 73  | 6.8  | 578-428 | 57.5 | 162   | 64  |    |
| RW               | 24              | Matt Halischuk    | 27   | 10:07 | 14.3  | 4    | 8  | 12 | 5   | 2    | 0    | 0  | 1  | 29  | 13.8 | 0-4     | 0.0  | 6     | 9   |    |
| D                | 51              | Francis Bouillon  | 44   | 20:13 | 25.1  | 1    | 9  | 10 | -3  | 27   | 0    | 0  | 0  | 47  | 2.1  | 0-0     | 0.0  | 133   | 51  |    |
| D                | 55              | Shane O'Brien     | 80   | 17:06 | 22.1  | 2    | 7  | 9  | 1   | 83   | 0    | 0  | 0  | 50  | 4.0  | 0-0     | 0.0  | 164   | 80  |    |
| LW               | 5               | Blake Geoffrion   | 20   | 8:16  | 11.9  | 6    | 2  | 8  | 3   | 7    | 0    | 0  | 1  | 24  | 25.0 | 46-53   | 46.5 | 8     | 4   |    |
| D                | 7               | Jonathon Blum     | 23   | 17:45 | 22.8  | 3    | 5  | 8  | 8   | 8    | 1    | 0  | 1  | 18  | 16.7 | 0-0     | 0.0  | 20    | 36  |    |
| D                | 52              | Alexander Sulzer  | NSH  | 31    | 17:42 | 22.2 | 1  | 3  | 4   | -5   | 14   | 0  | 0  | 0   | 30   | 3.3     | 1-0  | 100.0 | 29  | 38 |
| RW               | 40              | Marek Svatos      | NSH  | 9     | 11:14 | 18   | 1  | 2  | 3   | 1    | 2    | 0  | 0  | 0   | 17   | 5.9     | 0-0  | 0.0   | 4   | 3  |
| C                | 53              | Chris Mueller     | 15   | 8:38  | 13.3  | 0    | 3  | 3  | 0   | 2    | 0    | 0  | 0  | 7   | 0.0  | 43-46   | 48.3 | 19    | 0   |    |
| RW               | 12              | Andreas Thuresson | 3    | 10:08 | 13.7  | 0    | 0  | 0  | -1  | 2    | 0    | 0  | 0  | 2   | 0.0  | 0-2     | 0.0  | 8     | 0   |    |
| D                | 32              | Teemu Laakso      | 1    | 2:43  | 4     | 0    | 0  | 0  | 0   | 0    | 0    | 0  | 0  | 0   | 0.0  | 0-0     | 0.0  | 1     | 0   |    |
| RW               | 3               | Wade Belak        | 15   | 3:46  | 5.7   | 0    | 0  | 0  | -1  | 18   | 0    | 0  | 0  | 4   | 0.0  | 0-0     | 0.0  | 20    | 2   |    |
| C                | 15              | Matthew Lombardi  | 2    | 14:49 | 17    | 0    | 0  | 0  | -1  | 0    | 0    | 0  | 0  | 6   | 0.0  | 16-13   | 55.2 | 0     | 0   |    |
| LW               | 28              | Steve Begin       | 2    | 9:48  | 12.5  | 0    | 0  | 0  | -2  | 4    | 0    | 0  | 0  | 2   | 0.0  | 0-0     | 0.0  | 5     | 0   |    |
| LW               | 58              | Linus Klasen      | 4    | 12:53 | 15.8  | 0    | 0  | 0  | -3  | 0    | 0    | 0  | 0  | 4   | 0.0  | 0-0     | 0.0  | 1     | 1   |    |
| No.              | Goaltender      | GP                | Mins | GAA   | W     | L    | OT | SO | GA  | SA   | SV%  | G  | A  | PIM |      |         |      |       |     |    |
| 35               | Pekka Rinne     | 64                | 3789 | 2.12  | 33    | 22   | 9  | 6  | 134 | 1905 | .930 | 0  | 0  | 12  |      |         |      |       |     |    |
| 39               | Anders Lindback | 22                | 1131 | 2.60  | 11    | 5    | 2  | 2  | 49  | 576  | .915 | 0  | 0  | 0   |      |         |      |       |     |    |
| 31               | Mark Dekanich   | 1                 | 50   | 3.60  | 0     | 0    | 0  | 0  | 3   | 25   | .880 | 0  | 0  | 0   |      |         |      |       |     |    |
|                  | Empty-Net Goals |                   |      |       |       |      |    |    | 4   | 4    |      |    |    |     |      |         |      |       |     |    |
| Nashville Totals |                 | 82                | 4994 | 2.28  | 44    | 27   | 11 | 8  | 190 | 2510 | .924 | 0  | 0  | 12  |      |         |      |       |     |    |

## SCORING BREAKDOWN

|             |     |                   | HOME |     |     | ROAD |     |     | EVEN STRENGTH |     |     | POWER PLAY |    |     | SHORT-HANDED |   |     | TOTAL |     |     |
|-------------|-----|-------------------|------|-----|-----|------|-----|-----|---------------|-----|-----|------------|----|-----|--------------|---|-----|-------|-----|-----|
| POS         | NO. | PLAYER            | G    | A   | PTS | G    | A   | PTS | G             | A   | PTS | G          | A  | PTS | G            | A | PTS | G     | A   | PTS |
| LW          | 28  | Steve Begin       | 0    | 0   | 0   | 0    | 0   | 0   | 0             | 0   | 0   | 0          | 0  | 0   | 0            | 0 | 0   | 0     | 0   | 0   |
| RW          | 3   | Wade Belak        | 0    | 0   | 0   | 0    | 0   | 0   | 0             | 0   | 0   | 0          | 0  | 0   | 0            | 0 | 0   | 0     | 0   | 0   |
| D           | 7   | Jonathon Blum     | 3    | 4   | 7   | 0    | 1   | 1   | 2             | 5   | 7   | 1          | 0  | 1   | 0            | 0 | 0   | 3     | 5   | 8   |
| D           | 51  | Francis Bouillon  | 0    | 5   | 5   | 1    | 4   | 5   | 1             | 7   | 8   | 0          | 2  | 2   | 0            | 0 | 0   | 1     | 9   | 10  |
| RW          | 71  | J-P Dumont        | 2    | 4   | 6   | 8    | 5   | 13  | 9             | 6   | 15  | 1          | 3  | 4   | 0            | 0 | 0   | 10    | 9   | 19  |
| RW          | 10  | Martin Erat       | 7    | 20  | 27  | 10   | 13  | 23  | 10            | 25  | 35  | 7          | 8  | 15  | 0            | 0 | 0   | 17    | 33  | 50  |
| C           | 12  | Mike Fisher       | 5    | 6   | 11  | 0    | 1   | 1   | 4             | 3   | 7   | 1          | 4  | 5   | 0            | 0 | 0   | 5     | 7   | 12  |
| D           | 4   | Cody Franson      | 4    | 11  | 15  | 4    | 10  | 14  | 6             | 17  | 23  | 2          | 4  | 6   | 0            | 0 | 0   | 8     | 21  | 29  |
| C           | 5   | Blake Geoffrion   | 1    | 1   | 2   | 5    | 1   | 6   | 6             | 2   | 8   | 0          | 0  | 0   | 0            | 0 | 0   | 6     | 2   | 8   |
| C           | 9   | Marcel Goc        | 5    | 6   | 11  | 4    | 9   | 13  | 8             | 15  | 23  | 0          | 0  | 0   | 1            | 0 | 1   | 9     | 15  | 24  |
| RW          | 24  | Matt Halischuk    | 3    | 4   | 7   | 1    | 4   | 5   | 4             | 8   | 12  | 0          | 0  | 0   | 0            | 0 | 0   | 4     | 8   | 12  |
| RW          | 27  | Patric Hornqvist  | 12   | 17  | 29  | 9    | 10  | 19  | 15            | 19  | 34  | 6          | 8  | 14  | 0            | 0 | 0   | 21    | 27  | 48  |
| LW          | 58  | Linus Klasen      | 0    | 0   | 0   | 0    | 0   | 0   | 0             | 0   | 0   | 0          | 0  | 0   | 0            | 0 | 0   | 0     | 0   | 0   |
| D           | 8   | Kevin Klein       | 0    | 8   | 8   | 2    | 8   | 10  | 2             | 15  | 17  | 0          | 0  | 0   | 0            | 1 | 1   | 2     | 16  | 18  |
| LW          | 74  | Sergei Kostitsyn  | 13   | 15  | 28  | 10   | 12  | 22  | 18            | 18  | 36  | 4          | 9  | 13  | 1            | 0 | 1   | 23    | 27  | 50  |
| D           | 32  | Teemu Laakso      | 0    | 0   | 0   | 0    | 0   | 0   | 0             | 0   | 0   | 0          | 0  | 0   | 0            | 0 | 0   | 0     | 0   | 0   |
| C           | 11  | David Legwand     | 11   | 9   | 20  | 6    | 15  | 21  | 15            | 20  | 35  | 0          | 4  | 4   | 2            | 0 | 2   | 17    | 24  | 41  |
| C           | 15  | Matthew Lombardi  | 0    | 0   | 0   | 0    | 0   | 0   | 0             | 0   | 0   | 0          | 0  | 0   | 0            | 0 | 0   | 0     | 0   | 0   |
| C           | 53  | Chris Mueller     | 0    | 0   | 0   | 0    | 3   | 3   | 0             | 3   | 3   | 0          | 0  | 0   | 0            | 0 | 0   | 0     | 3   | 3   |
| D           | 55  | Shane O'Brien     | 1    | 3   | 4   | 1    | 4   | 5   | 2             | 7   | 9   | 0          | 0  | 0   | 0            | 0 | 0   | 2     | 7   | 9   |
| C           | 16  | Cal O'Reilly      | 2    | 3   | 5   | 4    | 9   | 13  | 5             | 9   | 14  | 1          | 3  | 4   | 0            | 0 | 0   | 6     | 12  | 18  |
| C           | 25  | Jerred Smithson   | 3    | 6   | 9   | 2    | 2   | 4   | 5             | 8   | 13  | 0          | 0  | 0   | 0            | 0 | 0   | 5     | 8   | 13  |
| LW          | 13  | Nick Spaling      | 8    | 4   | 12  | 0    | 2   | 2   | 7             | 6   | 13  | 1          | 0  | 1   | 0            | 0 | 0   | 8     | 6   | 14  |
| LW          | 26  | Steve Sullivan    | 5    | 8   | 13  | 5    | 4   | 9   | 7             | 8   | 15  | 3          | 4  | 7   | 0            | 0 | 0   | 10    | 12  | 22  |
| D           | 52  | Alexander Sulzer  | 0    | 1   | 1   | 1    | 2   | 3   | 1             | 1   | 2   | 0          | 2  | 2   | 0            | 0 | 0   | 1     | 3   | 4   |
| D           | 20  | Ryan Suter        | 2    | 20  | 22  | 2    | 15  | 17  | 3             | 18  | 21  | 1          | 16 | 17  | 0            | 1 | 1   | 4     | 35  | 39  |
| LW          | 40  | Marek Svatos      | 0    | 1   | 1   | 1    | 1   | 2   | 1             | 2   | 3   | 0          | 0  | 0   | 0            | 0 | 0   | 1     | 2   | 3   |
| RW          | 12  | Andreas Thuresson | 0    | 0   | 0   | 0    | 0   | 0   | 0             | 0   | 0   | 0          | 0  | 0   | 0            | 0 | 0   | 0     | 0   | 0   |
| RW          | 22  | Jordin Tootoo     | 6    | 5   | 11  | 2    | 5   | 7   | 8             | 10  | 18  | 0          | 0  | 0   | 0            | 0 | 0   | 8     | 10  | 18  |
| RW          | 29  | Joel Ward         | 4    | 13  | 17  | 6    | 6   | 12  | 5             | 18  | 23  | 5          | 0  | 5   | 0            | 1 | 1   | 10    | 19  | 29  |
| D           | 6   | Shea Weber        | 12   | 17  | 29  | 4    | 15  | 19  | 9             | 21  | 30  | 6          | 11 | 17  | 1            | 0 | 1   | 16    | 32  | 48  |
| C           | 33  | Colin Wilson      | 5    | 8   | 13  | 11   | 10  | 21  | 14            | 14  | 28  | 2          | 4  | 6   | 0            | 0 | 0   | 16    | 18  | 34  |
| TEAM TOTALS |     |                   | 114  | 199 | 313 | 99   | 171 | 270 | 167           | 285 | 452 | 41         | 82 | 123 | 5            | 3 | 8   | 213   | 370 | 583 |

## GAME-BY-GAME SUMMARY

| #  | DATE       | TEAM   | W/L/O | RECORD   | GF - GA | SCORERS          | GWG | PP  | PK  | SF - SA | W - L GLTR | ATTEND. |
|----|------------|--------|-------|----------|---------|------------------|-----|-----|-----|---------|------------|---------|
| 1  | 10/09/2010 | ANA    | W     | 01-00-00 | 4-1     | 9,26p,27,11      | 26  | 1-7 | 3-3 | 49-37   | 35 / 1     | 17113+  |
| 2  | 10/13/2010 | @ CHI  | W     | 02-00-00 | 3-2     | 26,33,29p        | 29  | 1-3 | 0-1 | 27-25   | 39 / 50    | 20680+  |
| 3  | 10/14/2010 | STL    | W     | 03-00-00 | 4-3     | 9,26p,26,27p     | 27  | 2-3 | 3-5 | 22-35   | 39 / 41    | 15103   |
| 4  | 10/16/2010 | WSH    | O*    | 03-00-01 | 2-3     | 71,22            | 21  | 0-6 | 3-5 | 39-34   | 30 / 39    | 16144   |
| 5  | 10/19/2010 | CGY    | O*    | 03-00-02 | 0-1     |                  | 17  | 0-5 | 2-2 | 34-35   | 34 / 35    | 15684   |
| 6  | 10/21/2010 | PIT    | O*    | 03-00-03 | 3-4     | 11,4p,27         | 58  | 1-4 | 5-5 | 24-38   | 29 / 35    | 17113+  |
| 7  | 10/23/2010 | @ DAL  | W     | 04-00-03 | 1-0     | 16               | 16  | 0-2 | 3-3 | 24-30   | 35 / 32    | 13583   |
| 8  | 10/24/2010 | @ T.B. | W     | 05-00-03 | 4-3     | 6,74,4,33        | 33  | 0-1 | 4-4 | 26-45   | 39 / 38    | 14454   |
| 9  | 10/28/2010 | STL    | L     | 05-01-03 | 0-3     |                  | 20  | 0-3 | 4-5 | 24-34   | 41 / 35    | 15506   |
| 10 | 10/30/2010 | @ DET  | L     | 05-02-03 | 2-5     | 29,8             | 13  | 0-5 | 4-5 | 25-28   | 30 / 35    | 18711   |
| 11 | 11/03/2010 | @ PHX  | L     | 05-03-03 | 3-4     | 51,74,27p        | 55  | 1-5 | 1-3 | 31-28   | 30 / 35    | 6761    |
| 12 | 11/06/2010 | @ L.A. | L     | 05-04-03 | 1-4     | 55               | 23  | 0-3 | 3-3 | 26-31   | 45 / 35    | 18118+  |
| 13 | 11/07/2010 | @ ANA  | L     | 05-05-03 | 4-5     | 27,26,4,16       | 22  | 0-4 | 2-3 | 24-37   | 1 / 39     | 13520   |
| 14 | 11/11/2010 | @ STL  | W**   | 06-05-03 | 3-2     | 16,71            | 9   | 0-4 | 4-4 | 26-23   | 35 / 41    | 19150+  |
| 15 | 11/13/2010 | CHI    | W**   | 07-05-03 | 4-3     | 55,6p,4          | 16  | 1-3 | 4-4 | 33-32   | 35 / 30    | 17113+  |
| 16 | 11/16/2010 | @ TOR  | L     | 07-06-03 | 4-5     | 71,22,10,9s      | 41  | 0-2 | 4-8 | 34-33   | 35 / 35    | 19069+  |
| 17 | 11/18/2010 | @ MTL  | W     | 08-06-03 | 3-0     | 916,9            | 9   | 0-3 | 4-4 | 30-30   | 35 / 31    | 21273+  |
| 18 | 11/20/2010 | @ CAR  | W**   | 09-06-03 | 2-1     | 25               | 10  | 0-3 | 3-3 | 27-22   | 35 / 30    | 15384   |
| 19 | 11/22/2010 | @ CBJ  | L     | 09-07-03 | 0-2     |                  | 22  | 0-4 | 5-5 | 27-30   | 1 / 35     | 10095   |
| 20 | 11/24/2010 | STL    | O**   | 09-07-04 | 1-2     | 25               | 10  | 0-3 | 3-3 | 30-15   | 41 / 35    | 16603   |
| 21 | 11/26/2010 | @ MIN  | L     | 09-08-04 | 2-5     | 26p,10p          | 24  | 2-5 | 2-2 | 34-23   | 60 / 35    | 17814   |
| 22 | 11/27/2010 | NVR    | O**   | 09-08-05 | 1-2     | 33               | 26  | 0-3 | 4-4 | 30-24   | 30 / 35    | 17113+  |
| 23 | 11/30/2010 | PHX    | W     | 10-08-05 | 3-0     | 6p,16p,22        | 6   | 2-7 | 3-3 | 23-33   | 35 / 30    | 14333   |
| 24 | 12/01/2010 | @ CBJ  | W**   | 11-08-05 | 4-3     | 33,74,8          | 26  | 0-5 | 4-4 | 29-31   | 35 / 1     | 9892    |
| 25 | 12/04/2010 | CAR    | W     | 12-08-05 | 5-2     | 27,6,9,16,26     | 9   | 0-1 | 4-4 | 39-30   | 39 / 30    | 15016   |
| 26 | 12/06/2010 | @ ATL  | O*    | 12-08-06 | 2-3     | 33,26            | 4   | 0-1 | 3-4 | 29-37   | 31 / 39    | 10024   |
| 27 | 12/08/2010 | @ DET  | W     | 13-08-06 | 3-2     | 33,10,71         | 71  | 0-4 | 4-4 | 24-37   | 39 / 35    | 17359   |
| 28 | 12/11/2010 | FLA    | W     | 14-08-06 | 3-0     | 20,6,29p         | 20  | 1-4 | 1-1 | 27-22   | 39 / 29    | 16128   |
| 29 | 12/13/2010 | NYI    | W     | 15-08-06 | 5-0     | 74p,27,25,27,13p | 74  | 2-4 | 3-3 | 26-28   | 39 / 35    | 14314   |
| 30 | 12/15/2010 | S.J.   | W     | 16-08-06 | 3-2     | 22,74,33         | 33  | 0-4 | 3-4 | 35-27   | 39 / 31    | 14731   |
| 31 | 12/17/2010 | @ N.J. | W     | 17-08-06 | 3-1     | 26,10p,10p       | 10  | 2-5 | 2-3 | 20-16   | 39 / 30    | 14137   |
| 32 | 12/18/2010 | L.A.   | L     | 17-09-06 | 1-6     | 26               | 22  | 0-3 | 2-3 | 30-34   | 45 / 39    | 16734   |
| 33 | 12/22/2010 | @ CHI  | L     | 17-10-06 | 1-4     | 74p              | 15  | 1-2 | 1-2 | 25-35   | 50 / 39    | 21526+  |
| 34 | 12/23/2010 | OTT    | L     | 17-11-06 | 1-2     | 9                | 71  | 0-4 | 4-5 | 26-30   | 30 / 35    | 17113+  |
| 35 | 12/26/2010 | @ STL  | L     | 17-12-06 | 0-2     |                  | 42  | 0-0 | 1-1 | 32-26   | 41 / 35    | 19150+  |
| 36 | 12/28/2010 | DAL    | L     | 17-13-06 | 2-4     | 33p,33           | 28  | 1-6 | 4-4 | 46-25   | 30 / 35    | 17113+  |
| 37 | 12/31/2010 | @ MIN  | W     | 18-13-06 | 4-1     | 4,27,29,74       | 27  | 0-1 | 4-4 | 32-23   | 35 / 32    | 18285+  |
| 38 | 01/02/2011 | CBJ    | W     | 19-13-06 | 4-1     | 61,3,27p,74      | 13  | 1-3 | 3-3 | 26-20   | 35 / 1     | 14593   |
| 39 | 01/05/2011 | @ ANA  | W     | 20-13-06 | 4-1     | 25,27,74,6s      | 27  | 0-2 | 4-4 | 24-41   | 35 / 1     | 12216   |
| 40 | 01/06/2011 | @ L.A. | W     | 21-13-06 | 5-2     | 33p,40,27p,74,27 | 27  | 2-3 | 1-2 | 28-26   | 39 / 45    | 17823   |
| 41 | 01/08/2011 | @ S.J. | W     | 22-13-06 | 2-1     | 11,74            | 74  | 0-0 | 2-2 | 26-43   | 35 / 31    | 17562+  |

## GAME-BY-GAME SUMMARY

| #  | DATE       | TEAM   | W/L/O | RECORD   | GF - GA | SCORERS            | GWG | PP  | PK  | SF - SA | W - L GLTR | ATTEND. |
|----|------------|--------|-------|----------|---------|--------------------|-----|-----|-----|---------|------------|---------|
| 42 | 01/11/2011 | MIN    | W     | 23-13-06 | 5-1     | 11,29,13,13,9      | 29  | 0-2 | 3-3 | 30-26   | 35 / 60    | 15311   |
| 43 | 01/13/2011 | @ FLA  | L     | 23-14-06 | 2-3     | 33,11              | 10  | 0-3 | 3-3 | 29-34   | 30 / 35    | 12228   |
| 44 | 01/15/2011 | CHI    | W**   | 24-14-06 | 3-2     | 25,6               | 9   | 0-2 | 1-2 | 26-33   | 35 / 50    | 17113+  |
| 45 | 01/16/2011 | @ CHI  | L     | 24-15-06 | 3-6     | 10p,71p,71         | 22  | 2-6 | 3-4 | 23-34   | 30 / 39    | 21387+  |
| 46 | 01/18/2011 | @ PHX  | W     | 25-15-06 | 5-2     | 71,27,71,71,27     | 71  | 0-2 | 4-5 | 21-34   | 35 / 30    | 8236    |
| 47 | 01/20/2011 | @ COL  | W     | 26-15-06 | 5-1     | 74,4,24,11,33      | 4   | 0-4 | 1-1 | 28-33   | 35 / 41    | 12638   |
| 48 | 01/23/2011 | @ EDM  | W**   | 27-15-06 | 3-2     | 52,29p             | 4   | 1-5 | 4-4 | 28-24   | 35 / 40    | 16839+  |
| 49 | 01/24/2011 | @ CGY  | L     | 27-16-06 | 1-3     | 11                 | 12  | 0-5 | 4-6 | 24-27   | 34 / 35    | 19289+  |
| 50 | 01/26/2011 | @ VAN  | L     | 27-17-06 | 1-2     | 6                  | 57  | 0-5 | 4-4 | 27-35   | 1 / 35     | 18860+  |
| 51 | 02/01/2011 | CGY    | O**   | 27-17-07 | 2-3     | 10,27p             | 17  | 1-4 | 5-5 | 27-28   | 34 / 35    | 14360   |
| 52 | 02/03/2011 | @ PHI  | L     | 27-18-07 | 2-3     | 9,29p              | 22  | 1-2 | 1-2 | 28-29   | 35 / 39    | 19702+  |
| 53 | 02/05/2011 | DET    | W     | 28-18-07 | 3-0     | 6p,74s,74          | 6   | 1-4 | 5-5 | 29-35   | 35 / 31    | 17113+  |
| 54 | 02/07/2011 | EDM    | L     | 28-19-07 | 0-4     |                    | 13  | 0-5 | 2-2 | 37-22   | 40 / 35    | 14388   |
| 55 | 02/09/2011 | @ DET  | W     | 29-19-07 | 4-1     | 10,11,33,74p       | 11  | 1-2 | 3-3 | 30-35   | 35 / 35    | 20066+  |
| 56 | 02/12/2011 | COL    | W     | 30-19-07 | 5-3     | 6,10p,27,4,11      | 4   | 1-3 | 2-2 | 39-18   | 35 / 31    | 17113+  |
| 57 | 02/15/2011 | S.J.   | O*    | 30-19-08 | 1-2     | 4p                 | 12  | 1-2 | 4-4 | 31-50   | 31 / 35    | 14132   |
| 58 | 02/17/2011 | VAN    | W     | 31-19-08 | 3-1     | 10,13,12           | 13  | 0-2 | 4-5 | 26-36   | 35 / 1     | 15337   |
| 59 | 02/19/2011 | PHX    | L     | 31-20-08 | 2-3     | 74p,6              | 28  | 1-4 | 4-4 | 32-26   | 30 / 35    | 17113+  |
| 60 | 02/22/2011 | @ CBJ  | L     | 31-21-08 | 0-4     |                    | 61  | 0-2 | 3-5 | 20-30   | 1 / 35     | 12457   |
| 61 | 02/24/2011 | CHI    | L     | 31-22-08 | 0-3     |                    | 82  | 0-1 | 1-1 | 31-25   | 50 / 35    | 17113+  |
| 62 | 02/26/2011 | @ DAL  | L     | 31-23-08 | 2-3     | 20,33              | 21  | 0-3 | 4-5 | 27-25   | 32 / 35    | 15860   |
| 63 | 02/27/2011 | CBJ    | W     | 32-23-08 | 3-2     | 6p,7,11            | 11  | 1-2 | 3-5 | 28-27   | 35 / 32    | 16340   |
| 64 | 03/01/2011 | @ EDM  | O**   | 32-23-09 | 1-2     | 5                  | 23  | 0-3 | 3-3 | 35-26   | 29 / 35    | 16839+  |
| 65 | 03/03/2011 | @ VAN  | W     | 33-23-09 | 3-0     | 5,27,11            | 5   | 0-2 | 2-2 | 29-29   | 35 / 1     | 18860+  |
| 66 | 03/06/2011 | @ CGY  | L     | 33-24-09 | 2-3     | 10,20              | 20  | 0-3 | 1-2 | 23-36   | 34 / 35    | 19289+  |
| 67 | 03/08/2011 | @ S.J. | O*    | 33-24-10 | 2-3     | 29p,6p             | 12  | 2-4 | 1-2 | 25-33   | 31 / 35    | 17562+  |
| 68 | 03/10/2011 | MIN    | W     | 34-24-10 | 4-0     | 29,13,10,13        | 29  | 0-3 | 1-1 | 31-19   | 35 / 32    | 15343   |
| 69 | 03/12/2011 | COL    | W     | 35-24-10 | 4-2     | 6,24,29,10         | 29  | 0-5 | 4-4 | 29-38   | 35 / 31    | 17113+  |
| 70 | 03/15/2011 | L.A.   | L     | 35-25-10 | 2-4     | 7,71               | 17  | 0-2 | 1-1 | 32-18   | 45 / 35    | 15761   |
| 71 | 03/17/2011 | BOS    | W*    | 36-25-10 | 4-3     | 74,33,11,6p        | 6   | 1-4 | 3-3 | 31-38   | 35 / 40    | 16839   |
| 72 | 03/19/2011 | DET    | W     | 37-25-10 | 3-1     | 5,7p,11            | 7   | 1-2 | 2-3 | 39-40   | 35 / 35    | 17113+  |
| 73 | 03/20/2011 | @ BUF  | W*    | 38-25-10 | 4-3     | 5,5,5,10           | 10  | 0-0 | 2-3 | 26-38   | 39 / 30    | 18690+  |
| 74 | 03/22/2011 | EDM    | W     | 39-25-10 | 3-1     | 10,27p,11          | 27  | 1-3 | 2-3 | 30-20   | 35 / 40    | 15745   |
| 75 | 03/24/2011 | ANA    | W     | 40-25-10 | 5-4     | 74,13,74,22,11s    | 11  | 0-3 | 4-6 | 28-38   | 35 / 38    | 17113+  |
| 76 | 03/26/2011 | DAL    | W     | 41-25-10 | 4-2     | 11,12,12,11s       | 12  | 0-1 | 2-3 | 32-30   | 35 / 32    | 16892   |
| 77 | 03/29/2011 | VAN    | L     | 41-26-10 | 1-3     | 12                 | 14  | 0-5 | 5-5 | 17-32   | 1 / 35     | 15960   |
| 78 | 03/31/2011 | @ COL  | W     | 42-26-10 | 3-2     | 33,22,10p          | 10  | 1-3 | 0-0 | 34-29   | 35 / 30    | 13239   |
| 79 | 04/02/2011 | DET    | O*    | 42-26-11 | 3-4     | 20p,10p,74         | 11  | 2-8 | 3-3 | 34-41   | 35 / 35    | 17113+  |
| 80 | 04/05/2011 | ATL    | W     | 43-26-11 | 6-3     | 24,22,74,22,74,12p | 22  | 1-4 | 2-2 | 24-36   | 35 / 50    | 16756   |
| 81 | 04/08/2011 | CBJ    | W     | 44-26-11 | 4-1     | 27,24,27,74        | 24  | 0-3 | 1-1 | 25-45   | 35 / 1     | 17113+  |
| 82 | 04/09/2011 | @ STL  | L     | 44-27-11 | 0-2     |                    | 74  | 0-1 | 1-1 | 24-25   | 41 / 35    | 19150+  |

\* overtime, \*\*shootout, &amp; \*sellout

P - power-play goal, S - shorthanded goal, X - empty-net goal



2010-11

## GOALS &amp; SHOTS BY PERIOD

|                  |       |       | PREDATORS GOALS |     |     |    |    |     | PREDATORS SHOTS |     |     |    |      |     | OPPONENTS GOALS |     |    |    |     |      | OPPONENTS SHOTS |     |    |      |  |  |
|------------------|-------|-------|-----------------|-----|-----|----|----|-----|-----------------|-----|-----|----|------|-----|-----------------|-----|----|----|-----|------|-----------------|-----|----|------|--|--|
| #                | Date  | Opp.  | 1st             | 2nd | 3rd | OT | SO | T   | 1st             | 2nd | 3rd | OT | T    | 1st | 2nd             | 3rd | OT | SO | T   | 1st  | 2nd             | 3rd | OT | T    |  |  |
| 1                | 10/9  | ANA   | 0               | 3   | 1   | -  | -  | 4   | 16              | 12  | 21  | -  | 49   | 0   | 1               | 0   | -  | -  | 1   | 9    | 19              | 9   | -  | 37   |  |  |
| 2                | 10/13 | @CHI  | 1               | 0   | 2   | -  | -  | 3   | 10              | 7   | 10  | -  | 27   | 2   | 0               | 0   | -  | -  | 2   | 10   | 11              | 4   | -  | 25   |  |  |
| 3                | 10/14 | STL   | 3               | 1   | 0   | -  | -  | 4   | 11              | 9   | 2   | -  | 22   | 1   | 1               | 1   | -  | -  | 3   | 12   | 11              | 12  | -  | 35   |  |  |
| 4                | 10/16 | WSH   | 1               | 1   | 0   | 0  | -  | 2   | 18              | 12  | 8   | 1  | 39   | 0   | 0               | 2   | 1  | -  | 3   | 7    | 13              | 12  | 2  | 34   |  |  |
| 5                | 10/19 | CGY   | 0               | 0   | 0   | 0  | -  | 0   | 12              | 12  | 10  | 0  | 34   | 0   | 0               | 0   | 1  | -  | 1   | 12   | 6               | 14  | 3  | 35   |  |  |
| 6                | 10/21 | PIT   | 1               | 1   | 1   | 0  | -  | 3   | 6               | 10  | 5   | 3  | 24   | 0   | 2               | 1   | 1  | -  | 4   | 7    | 11              | 17  | 3  | 38   |  |  |
| 7                | 10/23 | @DAL  | 1               | 0   | 0   | -  | -  | 1   | 11              | 5   | 8   | -  | 24   | 0   | 0               | 0   | -  | -  | 0   | 8    | 13              | 9   | -  | 30   |  |  |
| 8                | 10/24 | @TB   | 2               | 1   | 1   | -  | -  | 4   | 10              | 10  | 6   | -  | 26   | 1   | 0               | 2   | -  | -  | 3   | 13   | 16              | 16  | -  | 45   |  |  |
| 9                | 10/28 | STL   | 0               | 0   | 0   | -  | -  | 0   | 8               | 11  | 5   | -  | 24   | 0   | 1               | 2   | -  | -  | 3   | 15   | 12              | 7   | -  | 34   |  |  |
| 10               | 10/30 | @DET  | 0               | 1   | 1   | -  | -  | 2   | 8               | 8   | 9   | -  | 25   | 2   | 1               | 2   | -  | -  | 5   | 12   | 8               | 8   | -  | 28   |  |  |
| 11               | 11/3  | @PHX  | 2               | 1   | 0   | -  | -  | 3   | 11              | 8   | 12  | -  | 31   | 1   | 1               | 2   | -  | -  | 4   | 8    | 10              | 10  | -  | 28   |  |  |
| 12               | 11/6  | @LA   | 0               | 0   | 1   | -  | -  | 1   | 7               | 11  | 8   | -  | 26   | 2   | 2               | 0   | -  | -  | 4   | 11   | 14              | 6   | -  | 31   |  |  |
| 13               | 11/7  | @ANA  | 2               | 0   | 2   | -  | -  | 4   | 9               | 12  | 3   | -  | 24   | 2   | 0               | 3   | -  | -  | 5   | 11   | 9               | 17  | -  | 37   |  |  |
| 14               | 11/11 | @STL  | 0               | 1   | 1   | 0  | 1  | 3   | 4               | 10  | 12  | 0  | 26   | 1   | 0               | 1   | 0  | 0  | 2   | 9    | 3               | 8   | 3  | 23   |  |  |
| 15               | 11/13 | CHI   | 0               | 2   | 1   | 0  | 1  | 4   | 9               | 9   | 10  | 5  | 33   | 1   | 2               | 0   | 0  | 0  | 3   | 13   | 13              | 4   | 2  | 32   |  |  |
| 16               | 11/16 | @TOR  | 3               | 1   | 0   | -  | -  | 4   | 12              | 8   | 14  | -  | 34   | 1   | 4               | 0   | -  | -  | 5   | 11   | 17              | 5   | -  | 33   |  |  |
| 17               | 11/18 | @MTL  | 0               | 1   | 2   | -  | -  | 3   | 16              | 5   | 9   | -  | 30   | 0   | 0               | 0   | -  | -  | 0   | 9    | 12              | 9   | -  | 30   |  |  |
| 18               | 11/20 | @CAR  | 0               | 1   | 0   | 0  | 1  | 2   | 5               | 10  | 8   | 4  | 27   | 1   | 0               | 0   | 0  | 0  | 1   | 3    | 9               | 9   | 1  | 22   |  |  |
| 19               | 11/22 | @CBJ  | 0               | 0   | 0   | -  | -  | 0   | 9               | 6   | 12  | -  | 27   | 1   | 1               | 0   | -  | -  | 2   | 12   | 8               | 10  | -  | 30   |  |  |
| 20               | 11/24 | STL   | 0               | 1   | 0   | 0  | 0  | 1   | 8               | 10  | 12  | 0  | 30   | 1   | 0               | 0   | 0  | 1  | 2   | 5    | 4               | 4   | 2  | 15   |  |  |
| 21               | 11/26 | @MIN  | 0               | 0   | 2   | -  | -  | 2   | 6               | 14  | 14  | -  | 34   | 3   | 1               | 1   | -  | -  | 5   | 9    | 7               | 7   | -  | 23   |  |  |
| 22               | 11/27 | NYR   | 1               | 0   | 0   | 0  | 0  | 1   | 13              | 5   | 11  | 1  | 30   | 0   | 0               | 1   | 0  | 1  | 2   | 11   | 7               | 5   | 1  | 24   |  |  |
| 23               | 11/30 | PHX   | 1               | 1   | 1   | -  | -  | 3   | 4               | 11  | 8   | -  | 23   | 0   | 0               | 0   | -  | -  | 0   | 10   | 13              | 10  | -  | 33   |  |  |
| 24               | 12/1  | @CBJ  | 1               | 1   | 1   | 0  | 1  | 4   | 10              | 8   | 9   | 2  | 29   | 0   | 1               | 2   | 0  | 0  | 3   | 10   | 7               | 11  | 3  | 31   |  |  |
| 25               | 12/4  | CAR   | 3               | 0   | 2   | -  | -  | 5   | 17              | 9   | 13  | -  | 39   | 1   | 1               | 0   | -  | -  | 2   | 10   | 13              | 7   | -  | 30   |  |  |
| 26               | 12/6  | @ATL  | 2               | 0   | 0   | 0  | -  | 2   | 12              | 7   | 9   | 1  | 29   | 0   | 1               | 1   | 1  | -  | 3   | 7    | 14              | 14  | 2  | 37   |  |  |
| 27               | 12/8  | @DET  | 1               | 1   | 1   | -  | -  | 3   | 14              | 6   | 4   | -  | 24   | 0   | 1               | 1   | -  | -  | 2   | 8    | 13              | 16  | -  | 37   |  |  |
| 28               | 12/11 | FLA   | 2               | 0   | 1   | -  | -  | 3   | 9               | 10  | 8   | -  | 27   | 0   | 0               | 0   | -  | -  | 0   | 6    | 6               | 10  | -  | 22   |  |  |
| 29               | 12/13 | NYI   | 1               | 2   | 2   | -  | -  | 5   | 8               | 11  | 7   | -  | 26   | 0   | 0               | 0   | -  | -  | 0   | 7    | 11              | 10  | -  | 28   |  |  |
| 30               | 12/15 | S.J.  | 0               | 1   | 2   | -  | -  | 3   | 13              | 7   | 15  | -  | 35   | 1   | 1               | 0   | -  | -  | 2   | 9    | 10              | 8   | -  | 27   |  |  |
| 31               | 12/17 | @NJ   | 1               | 1   | 1   | -  | -  | 3   | 5               | 12  | 3   | -  | 20   | 0   | 0               | 1   | -  | -  | 1   | 4    | 5               | 7   | -  | 16   |  |  |
| 32               | 12/18 | LA    | 1               | 0   | 0   | -  | -  | 1   | 14              | 6   | 10  | -  | 30   | 4   | 2               | 0   | -  | -  | 6   | 12   | 14              | 8   | -  | 34   |  |  |
| 33               | 12/22 | @CHI  | 0               | 0   | 1   | -  | -  | 1   | 9               | 11  | 5   | -  | 25   | 1   | 1               | 2   | -  | -  | 4   | 13   | 13              | 9   | -  | 35   |  |  |
| 34               | 12/23 | OTT   | 0               | 1   | 0   | -  | -  | 1   | 10              | 9   | 7   | -  | 26   | 1   | 1               | 0   | -  | -  | 2   | 14   | 9               | 7   | -  | 30   |  |  |
| 35               | 12/26 | @STL  | 0               | 0   | 0   | -  | -  | 0   | 12              | 12  | 8   | -  | 32   | 0   | 1               | 1   | -  | -  | 2   | 11   | 8               | 7   | -  | 26   |  |  |
| 36               | 12/28 | DAL   | 0               | 1   | 1   | -  | -  | 2   | 16              | 18  | 12  | -  | 46   | 0   | 1               | 3   | -  | -  | 4   | 8    | 7               | 10  | -  | 25   |  |  |
| 37               | 12/31 | @MIN  | 1               | 1   | 2   | -  | -  | 4   | 12              | 10  | 10  | -  | 32   | 0   | 0               | 1   | -  | -  | 1   | 9    | 10              | 4   | -  | 23   |  |  |
| 38               | 1/2   | CBJ   | 0               | 3   | 1   | -  | -  | 4   | 7               | 11  | 8   | -  | 26   | 1   | 0               | 0   | -  | -  | 1   | 8    | 5               | 7   | -  | 20   |  |  |
| 39               | 1/5   | @ANA  | 1               | 1   | 2   | -  | -  | 4   | 5               | 11  | 8   | -  | 24   | 0   | 0               | 1   | -  | -  | 1   | 15   | 13              | 13  | -  | 41   |  |  |
| 40               | 1/6   | @LA   | 0               | 3   | 2   | -  | -  | 5   | 11              | 10  | 7   | -  | 28   | 0   | 2               | 0   | -  | -  | 2   | 12   | 6               | 8   | -  | 26   |  |  |
| 41               | 1/8   | @S.J. | 1               | 0   | 1   | -  | -  | 2   | 12              | 6   | 8   | -  | 26   | 0   | 1               | 0   | -  | -  | 1   | 18   | 11              | 14  | -  | 43   |  |  |
| 1st Half Totals: |       |       | 33              | 33  | 36  | 0  | -- | 102 | 419             | 389 | 368 | 17 | 1193 | 29  | 31              | 31  | 4  | -- | 95  | 408  | 421             | 382 | 22 | 1233 |  |  |
| 1st Half Avg:    |       |       | 0.8             | 0.8 | 0.9 | -- | -- | 2.5 | 10.2            | 9.5 | 9.0 | -- | 29.1 | 0.7 | 0.8             | 0.8 | -- | -- | 2.3 | 10.0 | 10.3            | 9.3 | -- | 30.1 |  |  |

\*1st Half, 2nd Half and Final Totals/Averages do not account for shootout tallies.

2010-11

## GOALS &amp; SHOTS BY PERIOD

|                  | PREDATORS GOALS |      |     |     |     |    |    |     | PREDATORS SHOTS |     |     |    |      | OPPONENTS GOALS |     |     |    |    | OPPONENTS SHOTS |     |      |      |    |      |
|------------------|-----------------|------|-----|-----|-----|----|----|-----|-----------------|-----|-----|----|------|-----------------|-----|-----|----|----|-----------------|-----|------|------|----|------|
| #                | Date            | Opp. | 1st | 2nd | 3rd | OT | SO | T   | 1st             | 2nd | 3rd | OT | T    | 1st             | 2nd | 3rd | OT | SO | T               | 1st | 2nd  | 3rd  | OT | T    |
| 42               | 1/11            | MIN  | 1   | 1   | 3   | -  | -  | 5   | 6               | 10  | 14  | -  | 30   | 1               | 0   | 0   | -  | -  | 1               | 9   | 12   | 5    | -  | 26   |
| 43               | 1/13            | @FLA | 1   | 0   | 1   | -  | -  | 2   | 10              | 7   | 12  | -  | 29   | 1               | 0   | 2   | -  | -  | 3               | 13  | 11   | 10   | -  | 34   |
| 44               | 1/15            | CHI  | 0   | 0   | 2   | 0  | 1  | 3   | 7               | 5   | 13  | 1  | 26   | 1               | 1   | 0   | 0  | 0  | 2               | 9   | 14   | 7    | 3  | 33   |
| 45               | 1/16            | @CHI | 2   | 0   | 1   | -  | -  | 3   | 8               | 10  | 5   | -  | 23   | 1               | 1   | 4   | -  | -  | 6               | 6   | 10   | 18   | -  | 34   |
| 46               | 1/18            | @PHX | 2   | 2   | 1   | -  | -  | 5   | 7               | 11  | 3   | -  | 21   | 2               | 0   | 0   | -  | -  | 2               | 16  | 11   | 7    | -  | 34   |
| 47               | 1/20            | @COL | 2   | 0   | 3   | -  | -  | 5   | 9               | 7   | 12  | -  | 28   | 0               | 0   | 1   | -  | -  | 1               | 8   | 12   | 13   | -  | 33   |
| 48               | 1/23            | @EDM | 1   | 0   | 1   | 0  | 1  | 3   | 5               | 7   | 14  | 2  | 28   | 0               | 0   | 2   | 0  | 0  | 2               | 5   | 9    | 6    | 4  | 24   |
| 49               | 1/24            | @CGY | 0   | 1   | 0   | -  | -  | 1   | 6               | 7   | 11  | -  | 24   | 1               | 1   | 1   | -  | -  | 3               | 8   | 14   | 5    | -  | 27   |
| 50               | 1/26            | @VAN | 0   | 0   | 1   | -  | -  | 1   | 12              | 8   | 7   | -  | 27   | 0               | 0   | 2   | -  | -  | 2               | 4   | 14   | 17   | -  | 35   |
| 51               | 2/1             | CGY  | 1   | 0   | 1   | 0  | 0  | 2   | 11              | 6   | 9   | 1  | 27   | 0               | 0   | 2   | 0  | 1  | 3               | 8   | 6    | 10   | 4  | 28   |
| 52               | 2/3             | @PHI | 1   | 0   | 1   | -  | -  | 2   | 8               | 13  | 7   | -  | 28   | 1               | 0   | 2   | -  | -  | 3               | 9   | 8    | 12   | -  | 29   |
| 53               | 2/5             | DET  | 1   | 1   | 1   | -  | -  | 3   | 11              | 12  | 6   | -  | 29   | 0               | 0   | 0   | -  | -  | 0               | 6   | 12   | 17   | -  | 35   |
| 54               | 2/7             | EDM  | 0   | 0   | 0   | -  | -  | 0   | 16              | 6   | 15  | -  | 37   | 1               | 1   | 2   | -  | -  | 4               | 6   | 11   | 5    | -  | 22   |
| 55               | 2/9             | @DET | 2   | 2   | 0   | -  | -  | 4   | 9               | 13  | 8   | -  | 30   | 0               | 1   | 0   | -  | -  | 1               | 8   | 14   | 13   | -  | 35   |
| 56               | 2/12            | COL  | 1   | 1   | 3   | -  | -  | 5   | 10              | 18  | 11  | -  | 39   | 1               | 1   | 1   | -  | -  | 3               | 4   | 5    | 9    | -  | 18   |
| 57               | 2/15            | S.J  | 1   | 0   | 0   | 0  | -  | 1   | 14              | 10  | 7   | 0  | 31   | 0               | 1   | 0   | 1  | -  | 2               | 12  | 16   | 17   | 5  | 50   |
| 58               | 2/17            | VAN  | 0   | 3   | 0   | -  | -  | 3   | 8               | 10  | 8   | -  | 26   | 0               | 1   | 0   | -  | -  | 1               | 13  | 14   | 9    | -  | 36   |
| 59               | 2/19            | PHX  | 0   | 1   | 1   | -  | -  | 2   | 4               | 10  | 18  | -  | 32   | 0               | 2   | 1   | -  | -  | 3               | 5   | 10   | 11   | -  | 26   |
| 60               | 2/22            | @CBJ | 0   | 0   | 0   | -  | -  | 0   | 6               | 11  | 3   | -  | 20   | 0               | 0   | 4   | -  | -  | 4               | 13  | 4    | 13   | -  | 30   |
| 61               | 2/24            | CHI  | 0   | 0   | 0   | -  | -  | 0   | 10              | 9   | 12  | -  | 31   | 1               | 0   | 2   | -  | -  | 3               | 7   | 10   | 8    | -  | 25   |
| 62               | 2/26            | @DAL | 0   | 2   | 0   | -  | -  | 2   | 12              | 8   | 7   | -  | 27   | 1               | 0   | 2   | -  | -  | 3               | 11  | 5    | 9    | -  | 25   |
| 63               | 2/27            | CBJ  | 0   | 0   | 3   | -  | -  | 3   | 6               | 9   | 13  | -  | 28   | 0               | 1   | 1   | -  | -  | 2               | 5   | 12   | 10   | -  | 27   |
| 64               | 3/1             | @EDM | 1   | 0   | 0   | 0  | 0  | 1   | 18              | 12  | 4   | 1  | 35   | 1               | 0   | 0   | 0  | 1  | 2               | 7   | 6    | 11   | 2  | 26   |
| 65               | 3/3             | @VAN | 0   | 0   | 3   | -  | -  | 3   | 8               | 9   | 12  | -  | 29   | 0               | 0   | 0   | -  | -  | 0               | 11  | 6    | 12   | -  | 29   |
| 66               | 3/6             | @CGY | 2   | 0   | 0   | -  | -  | 2   | 9               | 4   | 10  | 0  | 23   | 1               | 1   | 1   | 0  | -  | 3               | 9   | 13   | 14   | -  | 36   |
| 67               | 3/8             | @S.J | 1   | 1   | 0   | 0  | -  | 2   | 13              | 6   | 4   | 2  | 25   | 1               | 1   | 0   | 1  | -  | 3               | 10  | 7    | 13   | 3  | 33   |
| 68               | 3/10            | MIN  | 3   | 0   | 1   | -  | -  | 4   | 15              | 9   | 7   | -  | 31   | 0               | 0   | 0   | -  | -  | 0               | 5   | 4    | 10   | -  | 19   |
| 69               | 3/12            | COL  | 2   | 1   | 1   | -  | -  | 4   | 12              | 8   | 9   | -  | 29   | 0               | 2   | 0   | -  | -  | 2               | 14  | 16   | 8    | -  | 38   |
| 70               | 3/15            | L.A  | 1   | 0   | 1   | -  | -  | 2   | 13              | 11  | 8   | -  | 32   | 1               | 2   | 1   | -  | -  | 4               | 6   | 7    | 5    | -  | 18   |
| 71               | 3/17            | BOS  | 1   | 1   | 1   | 1  | -  | 4   | 9               | 12  | 7   | 3  | 31   | 1               | 1   | 1   | 0  | -  | 3               | 12  | 9    | 16   | 1  | 38   |
| 72               | 3/19            | DET  | 0   | 1   | 2   | -  | -  | 3   | 10              | 18  | 11  | -  | 39   | 1               | 0   | 0   | -  | -  | 1               | 11  | 9    | 20   | -  | 40   |
| 73               | 3/20            | @BUF | 1   | 0   | 2   | 1  | -  | 4   | 6               | 10  | 9   | 1  | 26   | 0               | 3   | 0   | 0  | -  | 3               | 11  | 17   | 10   | 0  | 38   |
| 74               | 3/22            | EDM  | 2   | 1   | 0   | -  | -  | 3   | 15              | 5   | 10  | -  | 30   | 0               | 1   | 0   | -  | -  | 1               | 5   | 7    | 8    | -  | 20   |
| 75               | 3/24            | ANA  | 3   | 1   | 1   | -  | -  | 5   | 12              | 10  | 6   | -  | 28   | 1               | 0   | 3   | -  | -  | 4               | 15  | 5    | 18   | -  | 38   |
| 76               | 3/26            | DAL  | 1   | 2   | 1   | -  | -  | 4   | 11              | 11  | 10  | -  | 32   | 1               | 1   | 0   | -  | -  | 2               | 9   | 9    | 12   | -  | 30   |
| 77               | 3/29            | VAN  | 0   | 1   | 0   | -  | -  | 1   | 10              | 5   | 2   | -  | 17   | 0               | 0   | 3   | -  | -  | 3               | 7   | 11   | 14   | -  | 32   |
| 78               | 3/31            | @COL | 1   | 1   | 1   | -  | -  | 3   | 12              | 18  | 4   | -  | 34   | 0               | 0   | 2   | -  | -  | 2               | 9   | 5    | 15   | -  | 29   |
| 79               | 4/2             | DET  | 1   | 2   | 0   | 0  | -  | 3   | 11              | 10  | 12  | 1  | 34   | 0               | 2   | 1   | 1  | -  | 4               | 15  | 12   | 12   | 2  | 41   |
| 80               | 4/5             | ATL  | 3   | 1   | 2   | -  | -  | 6   | 12              | 7   | 5   | -  | 24   | 0               | 0   | 3   | -  | -  | 3               | 12  | 5    | 19   | -  | 36   |
| 81               | 4/8             | CBJ  | 1   | 2   | 1   | -  | -  | 4   | 10              | 8   | 7   | -  | 25   | 0               | 1   | 0   | -  | -  | 1               | 12  | 22   | 11   | -  | 45   |
| 82               | 4/9             | @STL | 0   | 0   | 0   | -  | -  | 0   | 5               | 8   | 11  | -  | 24   | 0               | 1   | 1   | -  | -  | 2               | 9   | 9    | 7    | -  | 25   |
| 2nd Half Totals: |                 |      | 40  | 29  | 40  | 2  | -- | 111 | 406             | 388 | 363 | 12 | 1169 | 20              | 27  | 45  | 3  | -- | 95              | 374 | 413  | 466  | 24 | 1277 |
| 2nd Half Avg:    |                 |      | 1.0 | 0.7 | 1.0 | -- | -- | 2.7 | 9.9             | 9.5 | 8.9 | -- | 28.5 | 0.5             | 0.7 | 1.1 | -- | -- | 2.3             | 9.1 | 10.1 | 11.4 | -- | 31.1 |
| Final Totals:    |                 |      | 73  | 62  | 76  | 2  | -- | 213 | 825             | 777 | 731 | 29 | 2362 | 49              | 58  | 76  | 7  | -- | 190             | 782 | 834  | 848  | 46 | 2510 |
| Final Averages:  |                 |      | 0.9 | 0.8 | 0.9 | -- | -- | 2.6 | 10.1            | 9.5 | 8.9 | -- | 28.8 | 0.6             | 0.7 | 0.9 | -- | -- | 2.3             | 9.5 | 10.2 | 10.3 | -- | 30.6 |

## SCORING BY PERIOD/RECORD WHEN SCORING

| #      | PLAYER           | 1ST | 2ND | 3RD | OT | TOTAL | RECORD WHEN SCORING |
|--------|------------------|-----|-----|-----|----|-------|---------------------|
| 3      | Wade Belak       | 0   | 0   | 0   | 0  | 0     | 0-0-0               |
| 4      | Cody Franson     | 3   | 2   | 3   | 0  | 8     | 5-1-2               |
| 5      | Blake Geoffrion  | 2   | 1   | 3   | 0  | 6     | 3-0-1               |
| 6      | Shea Weber       | 7   | 3   | 5   | 1  | 16    | 13-2-1              |
| 7      | Jonathon Blum    | 1   | 0   | 2   | 0  | 3     | 2-1-0               |
| 8      | Kevin Klein      | 0   | 0   | 2   | 0  | 2     | 1-1-0               |
| 9      | Marcel Goc       | 3   | 4   | 2   | 0  | 9     | 5-3-0               |
| 10     | Martin Erat      | 7   | 5   | 4   | 1  | 17    | 10-4-2              |
| 11     | David Legwand    | 5   | 2   | 10  | 0  | 17    | 13-2-1              |
| 12     | Mike Fisher      | 0   | 4   | 1   | 0  | 5     | 3-1-0               |
| 13     | Nick Spaling     | 2   | 2   | 4   | 0  | 8     | 6-0-0               |
| 15     | Matthew Lombardi | 0   | 0   | 0   | 0  | 0     | 0-0-0               |
| 16     | Cal O'Reilly     | 1   | 2   | 3   | 0  | 6     | 5-1-0               |
| 20     | Ryan Suter       | 3   | 1   | 0   | 0  | 4     | 1-2-1               |
| 22     | Jordin Tootoo    | 2   | 5   | 1   | 0  | 8     | 5-1-1               |
| 24     | Matt Halischuk   | 2   | 1   | 1   | 0  | 4     | 4-0-0               |
| 25     | Jerred Smithson  | 1   | 3   | 1   | 0  | 5     | 4-0-1               |
| 26     | Steve Sullivan   | 7   | 1   | 2   | 0  | 10    | 5-3-1               |
| 27     | Patric Hornqvist | 5   | 9   | 7   | 0  | 21    | 13-2-2              |
| 29     | Joel Ward        | 2   | 3   | 5   | 0  | 10    | 7-2-1               |
| 33     | Colin Wilson     | 6   | 5   | 5   | 0  | 16    | 10-3-2              |
| 40     | Marek Svatos     | 0   | 1   | 0   | 0  | 1     | 1-0-0               |
| 51     | Francis Bouillon | 1   | 0   | 0   | 0  | 1     | 0-1-0               |
| 52     | Alexander Sulzer | 1   | 0   | 0   | 0  | 1     | 1-0-0               |
| 55     | Shane O'Brien    | 0   | 1   | 1   | 0  | 2     | 1-1-0               |
| 71     | J.P. Dumont      | 4   | 2   | 4   | 0  | 10    | 3-3-1               |
| 74     | Sergei Kostitsyn | 8   | 5   | 10  | 0  | 23    | 16-3-1              |
| TOTALS |                  | 73  | 62  | 76  | 2  | 213   |                     |

## GOALS BREAKDOWN

| HAT TRICKS  |                  |              |        |   |               |                 |         |
|---|------------------|--------------|--------|---|---------------|-----------------|---------|
| For: 2  |                  |              |        | Against: 1  |               |                 |         |
| DATE  | PLAYER           | OPPONENT     |        | DATE  | PLAYER        | OPPONENT        |         |
| 1/18/11   | J-P Dumont       | at Phoenix   |        | 11/3/10   | Ed Jovanovski | at Phoenix      |         |
| 3/20/11   | Blake Geoffrion  | at Buffalo   |        |   |               |                 |         |
| PENALTY SHOTS   |                  |              |        |   |               |                 |         |
| For: 0  |                  |              |        | Against: 2  |               |                 |         |
| DATE  | PLAYER           | OPPONENT     | RESULT | DATE  | PLAYER        | OPPONENT        | RESULT  |
|   |                  |              |        | 2/19/11   | Shane Doan    | vs. Phoenix     | NO GOAL |
|   |                  |              |        | 3/6/11  | Jarome Iginla | at Calgary      | GOAL    |
| EMPTY NET GOALS   |                  |              |        |   |               |                 |         |
| For: 12<br>Opp. pulls goalie in final five minutes: (23 times, 1 EX AT, 12 ENG) |                  |              |        | Against: 4<br>Predators pull goalie in final five minutes: (19 times, 2 EX AT, 4 ENG) |               |                 |         |
| DATE  | PLAYER           | OPPONENT     |        | DATE  | PLAYER        | OPPONENT        |         |
| 11/30/10  | Jordin Tootoo    | vs. Phoenix  |        | 12/26/10  | David Backes  | at St. Louis    |         |
| 12/4/10   | Steve Sullivan   | vs. Carolina |        | 2/24/11   | Patrick Sharp | vs. Chicago     |         |
| 12/11/10  | Joel Ward        | vs. Florida  |        | 3/15/11   | Dustin Brown  | vs. Los Angeles |         |
| 12/31/10  | Joel Ward        | at Minnesota |        | 3/29/11   | Aaron Rome    | vs. Vancouver   |         |
| 12/31/10  | Sergei Kostitsyn | at Minnesota |        |   |               |                 |         |
| 1/5/11  | Sergei Kostitsyn | at Anaheim   |        |   |               |                 |         |
| 1/5/11  | Shea Weber       | at Anaheim   |        |   |               |                 |         |
| 2/12/11   | David Legwand    | vs. Colorado |        |   |               |                 |         |
| 3/3/11  | David Legwand    | at Vancouver |        |   |               |                 |         |
| 3/12/11   | Martin Erat      | vs. Colorado |        |   |               |                 |         |
| 3/19/11   | David Legwand    | vs. Detroit  |        |   |               |                 |         |
| 3/26/11   | David Legwand    | vs. Dallas   |        |   |               |                 |         |
| EXTRA ATTACKER GOALS in the final five minutes:                                 |                  |              |        |   |               |                 |         |
| For: 1  |                  |              |        | Against: 2  |               |                 |         |
| DATE  | PLAYER           | OPPONENT     |        | DATE  | PLAYER        | OPPONENT        |         |
| 2/19/11   | Shea Weber       | vs. Phoenix  |        | 3/24/11   | Corey Perry   | vs. Anaheim     |         |
|   |                  |              |        | 3/31/11   | David Jones   | at Colorado     |         |
| SHORTHANDED GOALS   |                  |              |        |   |               |                 |         |
| For: 5  |                  |              |        | Against: 2  |               |                 |         |
| DATE  | PLAYER           | OPPONENT     |        | DATE  | PLAYER        | OPPONENT        |         |
| 11/16/10  | Marcel Goc       | at Toronto   |        | 10/28/10  | Alex Steen    | vs. St. Louis   |         |
| 1/5/11  | Shea Weber       | at Anaheim   |        | 12/8/10   | Pavel Datsyuk | at Detroit      |         |
| 2/5/11  | Sergei Kostitsyn | vs. Detroit  |        |   |               |                 |         |
| 3/24/11   | David Legwand    | vs. Anaheim  |        |   |               |                 |         |
| 3/26/11   | David Legwand    | vs. Dallas   |        |   |               |                 |         |



|                  |          |
|------------------|----------|
| Overall Record:  | 44-27-11 |
| Home Record:     | 24-9-8   |
| Road Record:     | 20-18-3  |
| Overtime Record: | 8-11     |
| Shootout Record: | 6-4      |

|                         |          |
|-------------------------|----------|
| One-goal game record:   | 18-10-11 |
| Two-goal game record:   | 7-7      |
| Three-goal game record: | 19-10    |
| Scoring first:          | 30-5-8   |
| Opp. Scoring first:     | 14-22-3  |

|                           |         |
|---------------------------|---------|
| Leading after 1 period:   | 25-4-7  |
| Trailing after 1 period:  | 8-11-1  |
| Tied after 1 period:      | 11-12-3 |
| Leading after 2 periods:  | 31-3-5  |
| Trailing after 2 periods: | 6-16-0  |
| Tied after 2 periods:     | 7-8-6   |

|                       |         |
|-----------------------|---------|
| Outshooting opponent: | 20-10-4 |
| Outshot by opponent:  | 22-17-7 |
| Even shots:           | 2-0-0   |

|                            |          |
|----------------------------|----------|
| 1st half of back-to-backs: | 9-4-0    |
| 2nd half of back-to-backs: | 6-6-1    |
| Evening games:             | 43-25-10 |
| Afternoon games:           | 1-2-1    |
| Weekday games:             | 27-17-8  |
| Weekend games:             | 17-10-3  |

|           |        |
|-----------|--------|
| October:  | 5-2-3  |
| November: | 5-6-2  |
| December: | 8-5-1  |
| January:  | 9-4-0  |
| February: | 5-6-2  |
| March:    | 10-3-2 |
| April:    | 2-1-1  |

|            |        |
|------------|--------|
| Sunday:    | 5-4-0  |
| Monday:    | 0-3-1  |
| Tuesday:   | 5-5-5  |
| Wednesday: | 7-3-1  |
| Thursday:  | 11-5-1 |
| Friday:    | 3-1-0  |
| Saturday:  | 13-6-3 |

| GOALS BY PERIOD | 1  | 2  | 3  | OT | T   | AVG |
|-----------------|----|----|----|----|-----|-----|
| PREDATORS       | 73 | 62 | 76 | 2  | 213 | 2.6 |
| Opponents       | 49 | 58 | 76 | 7  | 190 | 2.6 |

| SHOTS BY PERIOD | 1   | 2   | 3   | OT | T    | AVG  |
|-----------------|-----|-----|-----|----|------|------|
| PREDATORS       | 825 | 777 | 731 | 29 | 2362 | 28.8 |
| Opponents       | 782 | 834 | 848 | 46 | 2510 | 30.6 |

| POWER PLAY                              | G  | ATT | PCT             |
|---|----|-----|-----------------|
| Overall                                 | 41 | 269 | 15.2 (21st NHL) |
| Home                                    | 24 | 147 | 16.3 (26th NHL) |
| Road                                    | 17 | 122 | 13.9 (26th NHL) |
| 2 SHORTHANDED GOALS ALLOWED (7-2ND NHL) |    |     |                 |

| PENALTY KILLING                       | G  | ATT | PCT             |
|---------------------------------------|----|-----|-----------------|
| Overall                               | 41 | 272 | 84.9 (5th NHL)  |
| Home                                  | 17 | 139 | 87.8 (2nd NHL)  |
| Road                                  | 24 | 133 | 82.0 (17th NHL) |
| 5 SHORTHANDED GOALS SCORED (21st NHL) |    |     |                 |

| PENALTIES | GP | MIN | AVG           |
|-----------|----|-----|---------------|
| PREDATORS | 82 | 720 | 8.8 (2nd NHL) |

| SITUATIONAL GOALS FOR AND AGAINST |            |            |
|-----------------------------------|------------|------------|
|                                   | GF         | GA         |
| Five-on-Five                      | 154        | 133        |
| Five-on-Four                      | 35         | 2          |
| Five-on-Three                     | 4          | 0          |
| Four-on-Four                      | 4          | 9          |
| Four-on-Three                     | 1          | 0          |
| Three-on-Three                    | 0          | 0          |
| Three-on-Four                     | 0          | 1          |
| Three-on-Five                     | 0          | 4          |
| Four-on-Five                      | 3          | 36         |
| Empty-net goals                   | 12         | 4          |
| Penalty-shot goals                | 0          | 1          |
| <b>TOTALS</b>                     | <b>213</b> | <b>190</b> |

| WHEN PREDATORS SCORE: |    |    |    | WHEN OPPOSITION SCORES: |    |   |    |
|-----------------------|----|----|----|-------------------------|----|---|----|
|                       | W  | L  | OT |                         | W  | L | OT |
| 0 goals               | 0  | 7  | 1  | 0 goals                 | 8  | 0 | 0  |
| 1 goal                | 1  | 6  | 4  | 1 goal                  | 14 | 1 | 1  |
| 2 goals               | 2  | 10 | 4  | 2 goals                 | 12 | 5 | 4  |
| 3 goals               | 18 | 2  | 2  | 3 goals                 | 9  | 8 | 4  |
| 4 goals               | 14 | 2  | 0  | 4 goals                 | 1  | 7 | 2  |
| 5 goals               | 8  | 0  | 0  | 5 goals                 | 0  | 4 | 0  |
| 6 goals               | 1  | 0  | 0  | 6 goals                 | 0  | 2 | 0  |
| 7 goals               | 0  | 0  | 0  | 7 goals                 | 0  | 0 | 0  |
| 8 or more goals       | 0  | 0  | 0  | 8 or more goals         | 0  | 0 | 0  |

## EASTERN CONFERENCE

| ATLANTIC DIVISION                   | Home     |          |          | Road     |          |          | Overall  |          |          |
|-------------------------------------|----------|----------|----------|----------|----------|----------|----------|----------|----------|
| Team                                | W        | L        | OT       | W        | L        | OT       | W        | L        | OT       |
| New Jersey Devils                   | 0        | 0        | 0        | 1        | 0        | 0        | 1        | 0        | 0        |
| New York Islanders                  | 1        | 0        | 0        | 0        | 0        | 0        | 1        | 0        | 0        |
| New York Rangers                    | 0        | 0        | 1        | 0        | 0        | 0        | 0        | 0        | 1        |
| Philadelphia Flyers                 | 0        | 0        | 0        | 0        | 1        | 0        | 0        | 1        | 0        |
| Pittsburgh Penguins                 | 0        | 0        | 1        | 0        | 0        | 0        | 0        | 0        | 1        |
| <b>Totals vs. Atlantic Division</b> | <b>1</b> | <b>0</b> | <b>2</b> | <b>1</b> | <b>1</b> | <b>0</b> | <b>2</b> | <b>1</b> | <b>2</b> |

| NORTHEAST DIVISION                   | Home     |          |          | Road     |          |          | Overall  |          |          |
|--------------------------------------|----------|----------|----------|----------|----------|----------|----------|----------|----------|
| Team                                 | W        | L        | OT       | W        | L        | OT       | W        | L        | OT       |
| Boston Bruins                        | 1        | 0        | 0        | 0        | 0        | 0        | 1        | 0        | 0        |
| Buffalo Sabres                       | 0        | 0        | 0        | 1        | 0        | 0        | 1        | 0        | 0        |
| Montreal Canadiens                   | 0        | 0        | 0        | 1        | 0        | 0        | 1        | 0        | 0        |
| Ottawa Senators                      | 0        | 1        | 0        | 0        | 0        | 0        | 0        | 1        | 0        |
| Toronto Maple Leafs                  | 0        | 0        | 0        | 0        | 1        | 0        | 0        | 1        | 0        |
| <b>Totals vs. Northeast Division</b> | <b>1</b> | <b>1</b> | <b>0</b> | <b>2</b> | <b>1</b> | <b>0</b> | <b>3</b> | <b>2</b> | <b>0</b> |

| SOUTHEAST DIVISION                   | Home     |          |          | Road     |          |          | Overall   |          |          |
|--------------------------------------|----------|----------|----------|----------|----------|----------|-----------|----------|----------|
| Team                                 | W        | L        | OT       | W        | L        | OT       | W         | L        | OT       |
| Atlanta Thrashers                    | 1        | 0        | 0        | 0        | 0        | 1        | 1         | 0        | 1        |
| Carolina Hurricanes                  | 1        | 0        | 0        | 1        | 0        | 0        | 2         | 0        | 0        |
| Florida Panthers                     | 1        | 0        | 0        | 0        | 1        | 0        | 1         | 1        | 0        |
| Tampa Bay Lightning                  | 0        | 0        | 0        | 1        | 0        | 0        | 1         | 0        | 0        |
| Washington Capitals                  | 0        | 0        | 1        | 0        | 0        | 0        | 0         | 0        | 1        |
| <b>Totals vs. Southeast Division</b> | <b>3</b> | <b>0</b> | <b>1</b> | <b>2</b> | <b>1</b> | <b>1</b> | <b>5</b>  | <b>1</b> | <b>2</b> |
| <b>Totals vs. Eastern Conference</b> | <b>5</b> | <b>1</b> | <b>3</b> | <b>5</b> | <b>3</b> | <b>1</b> | <b>10</b> | <b>4</b> | <b>4</b> |

## WESTERN CONFERENCE

| CENTRAL DIVISION                   | Home     |          |          | Road     |          |          | Overall   |          |          |
|------------------------------------|----------|----------|----------|----------|----------|----------|-----------|----------|----------|
| Team                               | W        | L        | OT       | W        | L        | OT       | W         | L        | OT       |
| Chicago Blackhawks                 | 2        | 1        | 0        | 1        | 2        | 0        | 3         | 3        | 0        |
| Columbus Blue Jackets              | 3        | 0        | 0        | 1        | 2        | 0        | 4         | 2        | 0        |
| Detroit Red Wings                  | 2        | 0        | 1        | 2        | 1        | 0        | 4         | 1        | 1        |
| St. Louis Blues                    | 1        | 1        | 1        | 1        | 2        | 0        | 2         | 3        | 1        |
| <b>Totals vs. Central Division</b> | <b>8</b> | <b>2</b> | <b>2</b> | <b>5</b> | <b>7</b> | <b>0</b> | <b>13</b> | <b>9</b> | <b>2</b> |

| NORTHWEST DIVISION                   | Home     |          |          | Road     |          |          | Overall   |          |          |
|--------------------------------------|----------|----------|----------|----------|----------|----------|-----------|----------|----------|
| Team                                 | W        | L        | OT       | W        | L        | OT       | W         | L        | OT       |
| Calgary Flames                       | 0        | 0        | 2        | 0        | 2        | 0        | 0         | 2        | 2        |
| Colorado Avalanche                   | 2        | 0        | 0        | 2        | 0        | 0        | 4         | 0        | 0        |
| Edmonton Oilers                      | 1        | 1        | 0        | 1        | 0        | 1        | 2         | 1        | 1        |
| Minnesota Wild                       | 2        | 0        | 0        | 1        | 1        | 0        | 3         | 1        | 0        |
| Vancouver Canucks                    | 1        | 1        | 0        | 1        | 1        | 0        | 2         | 2        | 0        |
| <b>Totals vs. Northwest Division</b> | <b>6</b> | <b>2</b> | <b>2</b> | <b>5</b> | <b>4</b> | <b>1</b> | <b>11</b> | <b>6</b> | <b>3</b> |

| PACIFIC DIVISION                     | Home      |          |          | Road      |           |          | Overall   |           |          |
|--------------------------------------|-----------|----------|----------|-----------|-----------|----------|-----------|-----------|----------|
| Team                                 | W         | L        | OT       | W         | L         | OT       | W         | L         | OT       |
| Anaheim Ducks                        | 2         | 0        | 0        | 1         | 1         | 0        | 3         | 1         | 0        |
| Dallas Stars                         | 1         | 1        | 0        | 1         | 1         | 0        | 2         | 2         | 0        |
| Los Angeles Kings                    | 0         | 2        | 0        | 1         | 1         | 0        | 1         | 3         | 0        |
| Phoenix Coyotes                      | 1         | 1        | 0        | 1         | 1         | 0        | 2         | 2         | 0        |
| San Jose Sharks                      | 1         | 0        | 1        | 1         | 0         | 1        | 2         | 0         | 2        |
| <b>Totals vs. Pacific Division</b>   | <b>5</b>  | <b>4</b> | <b>1</b> | <b>5</b>  | <b>4</b>  | <b>1</b> | <b>10</b> | <b>8</b>  | <b>2</b> |
| <b>Totals vs. Western Conference</b> | <b>19</b> | <b>8</b> | <b>5</b> | <b>15</b> | <b>15</b> | <b>2</b> | <b>34</b> | <b>23</b> | <b>7</b> |

## TEAM RECORDS

| 2010-11 Season   | GOALS                                    | Franchise Record  |
|--|--|---|
| 6 - 4/5/11 in 6-3 win vs. Atlanta                                | Most goals scored, game                  | 9 - twice, last 3/18/06 in 9-4 win vs. Calgary                    |
| 6 - twice, last 11/6/11 in 6-3 loss at Chicago                   | Most goals allowed, game                 | 8 - six times, last 3/11/10 in 8-5 loss at San Jose               |
| 9 - five times, last 4/5/11 in 6-3 win vs. Atlanta               | Most goals by both teams, game           | 14 - 10/5/06 in 8-6 loss vs. Chicago                              |
| 3 - 15 times, last 4/5/11 in 1st per. of 6-3 win vs. Atlanta     | Most goals scored, period                | 6 - 12/17/05 in 2nd per. of 7-3 win vs. Columbus                  |
| 4 - four times, last 2/22/11 in 3rd per. of 4-0 loss at Columbus | Most goals allowed, period               | 6 - 3/17/10 in 3rd per. of 8-5 loss at San Jose                   |
| 2 - nine times, last 4/2/11 in 4-3 OT loss vs. Detroit           | Most power play goals scored, game       | 6 - 3/4/04 in 9-4 win at Pittsburgh                               |
| 4 - 11/6/10 in 5-4 loss at Toronto                               | Most power play goals allowed, game      | 5 - three times, last 2/18/09 in 6-2 loss at Detroit              |
| 1 - five times, last 3/26/11 in 4-2 win vs. Dallas               | Most shorthanded goals scored, game      | 2 - four times, last 11/6/08 in 7-6 loss at Calgary               |
| 1 - twice, last 12/8/10 in 3-2 win at Detroit                    | Most shorthanded goals allowed, game     | 2 - twice, last 3/2/02 in 5-2 loss at Calgary                     |
| 2010-11 Season   | SHOTS                                    | Franchise Record  |
| 49 - 10/9/10 in 4-1 win vs. Anaheim                              | Most shots, game                         | 55 - 11/4/09 in 2-0 win vs. Montreal                              |
| 50 - 2/15/11 in 2-1 OT loss vs. San Jose                         | Most shots allowed, game                 | 57 - twice, last 11/11/08 in 4-3 OT win at San Jose               |
| 86 - 10/9/10 in 4-1 win vs. Anaheim (NSH 49, ANA 37)             | Most shots by both teams, game           | 90 - 11/6/06 in 7-6 loss vs. Minnesota (NSH 45, MIN 45)           |
| 21 - 10/9/10 in 3rd per. of 4-1 win vs. Anaheim                  | Most shots, period                       | 24 - 11/4/09 in 1st per. of 2-0 win vs. Montreal                  |
| 22 - 4/8/11 in 2nd per. of 4-1 win vs. Columbus                  | Most shots allowed, period               | 27 - twice, last 2/10/09 in 1st per. of 5-3 loss vs. Detroit      |
| 17 - 3/29/11 in 3-1 loss vs. Vancouver                           | Fewest shots, game                       | 9 - 1/27/01 in 5-1 loss vs. Colorado                              |
| 15 - 12/4/10 in 2-1 SO loss vs. St. Louis                        | Fewest shots allowed, game               | 12 - 3/4/03 in 2-1 loss at St. Louis                              |
| 2 - twice, last 3/29/11 in 3rd per. of 3-1 loss vs. Vancouver    | Fewest shots, period                     | 1 - four times, last 12/8/08 in 3rd per. of 6-3 loss at St. Louis |
| 3 - twice, last 11/20/10 in 1st per. of 2-1 SO win at Carolina   | Fewest shots allowed, period             | 0 - 2/16/08 in 3rd period of 2-1 OT win vs. St. Louis             |
| 2010-11 Season   | PENALTY MINUTES                          | Franchise Record  |
| 23 - 10/28/10 in 3-0 loss vs. St. Louis                          | Most penalty minutes, game               | 95 - 10/25/05 in 5-3 win vs. Chicago                              |
| 28 - 4/2/11 in 4-3 OT loss vs. Detroit                           | Most penalty minutes by opponent, game   | 125 - 10/30/03 in 5-3 win vs. Detroit                             |
| 46 - 4/2/11 in 4-3 OT loss vs. Detroit (DET 28, NSH 18)          | Most penalty minutes by both teams, game | 210 - 10/30/03 in 5-3 win vs. Detroit (DET 125, NSH 85)           |
| 2010-11 Season   | WINS & LOSSES                            | Franchise Record  |
| 5 - 3/18/10 in 5-0 victory vs. Minnesota                         | Largest margin of victory                | 8 - 2/28/09 in 8-0 win vs. Detroit                                |
| 6 - 10/14/09 in 6-0 loss at Dallas                               | Largest margin of defeat                 | 8 - 1/17/99 in 8-0 loss at Philadelphia                           |
| 7 - 11/12-11/25/09   | Longest winning streak                   | 8 - 10/5-10/25/05   |
| 6 - 10/10-10/21/09   | Longest losing streak                    | 7 - 11/20-12/2/99   |
| 2010-11 Season   | SHOOTOUTS                                | Franchise Record  |
| 5 - 12/3/10 in 5-0 win vs. N.Y. Islanders                        | Largest margin of victory                | 8 - 2/28/09 in 8-0 win vs. Detroit                                |
| 5 - 12/18/10 in 6-1 loss vs. Los Angeles                         | Largest margin of defeat                 | 8 - 1/17/99 in 8-0 loss at Philadelphia                           |
| 6 - twice, last 3/17-3/26/11                                     | Longest winning streak                   | 8 - 10/5-10/25/05   |
| 5 - twice, last 12/18-12/29/10                                   | Longest losing streak                    | 7 - 11/20-12/2/99   |

## INDIVIDUAL RECORDS

| 2010-11 Season   | GOALS                                      | Franchise Record   |
|--|--|--|
| 3 - twice, last Blake Geoffrion, 3/20/11 at Buffalo                  | Most goals scored, game                    | 3 - 20 times, last Blake Geoffrion, 3/20/11 at Buffalo               |
| 3 - Ed Jovanovski, 11/3/10 at Phoenix                                | Most goals by an opponent, game            | 3 - 27 times, last Ed Jovanovski, 11/3/10 at Phoenix                 |
| 2 - six times, last Mike Fisher, 3/26/11 vs. Dallas (2nd per.)       | Most goals scored, period                  | 3 - twice, last Steve Sullivan, 12/14/06 vs. Ottawa (2nd per.)       |
| 2 - seven times, last Blake Wheeler, 4/5/11 at Atlanta (3rd per.)    | Most goals by an opponent, period          | 3 - Scottie Upshall, 12/1/10 at Phoenix (3rd per.)                   |
| 2010-11 Season   | ASSISTS                                    | Franchise Record   |
| 3 - three times, last Patric Hornqvist, 4/5/11 vs. Atlanta           | Most assists, game                         | 5 - Marek Zidlicky, 2/18/04 vs. San Jose                             |
| 3 - twice, last Ryan Getzlaf, 3/24/11 vs. Anaheim                    | Most assists by an opponent, game          | 5 - twice, last Peter Forsberg, 1/1/03 vs. Colorado                  |
| 2 - 16 times, last Patric Hornqvist, 4/5/11 vs. Atlanta (3rd per.)   | Most assists, period                       | 3 - 11 times, last Martin Erat, 2/24/09 vs. Chicago (3rd per.)       |
| 3 - Clarke MacArthur, 11/16/10 at Toronto (2nd per.)                 | Most assists by an opponent, period        | 4 - Paul Kariya, 12/16/98 at Anaheim (2nd per.)                      |
| 2010-11 Season   | POINTS                                     | Franchise Record   |
| 3 - 12 times, last Patric Hornqvist (2g-1a), 4/8/11 vs. Columbus     | Most points, game                          | 5 - three times, last J.P. Dumont (1g-4a), 10/22/09 at Ottawa        |
| 3 - 11 times, last Perry (2g-1a) & Getzlaf (3a), 3/24/11 vs. Anaheim | Most points by an opponent, game           | 6 - Peter Forsberg (1g-5a), 1/1/03 vs. Colorado                      |
| 3 - Shea Weber (1g-2a), 1/1/11 vs. Columbus                          | Most points, period                        | 3 - 28 times, last Shea Weber (1g-2a), 1/1/11 vs. Columbus           |
| 3 - twice, last Vermette (1g-2a), 2/22/11 at Columbus (3rd per.)     | Most points by an opponent, period         | 4 - twice, last Joe Pavelski (2g-2a), 3/17/10 at San Jose (3rd per.) |
| 2010-11 Season   | SHOTS                                      | Franchise Record   |
| 14 - Patric Hornqvist, 12/29/10 vs. Dallas                           | Most shots, game                           | 14 - Patric Hornqvist, 12/29/10 vs. Dallas                           |
| 6 - twice, Patric Hornqvist, 12/29/10 vs. Dallas (1st and 3rd per.)  | Most shots, period                         | 7 - Jason Arnott, 12/4/07 at Toronto (3rd per.)                      |
| 2010-11 Season   | PENALTY MINUTES                            | Franchise Record   |
| 15 - twice, Patric Hornqvist, 3/17/11 vs. Boston                     | Most penalty minutes, game                 | 35 - Jeremy Stevenson, 10/25/05 vs. Chicago                          |
| 12 - Eric Boulton, 4/5/11 vs. Atlanta                                | Most penalty minutes by an opponent, game  | 34 - twice, last Krzysztof Oliwa, 3/20/04 at Calgary                 |
| 2010-11 Season   | STREAKS                                    | Franchise Record   |
| 5 - Sergei Kostitsyn (5g), 12/31/10-1/8/11                           | Longest goal-scoring streak                | 6 - twice, last Alexander Radulov (7g), 1/21/08-2/2/08               |
| 6 - Ryan Suter (7a), 12/11-12/22/10                                  | Longest assist streak                      | 7 - twice, last Kimmo Timonen (8a), 2/23-3/7/03                      |
| 11 - Sergei Kostitsyn (7g-8a), 3/17-4/8/11                           | Longest point-scoring streak               | 16 - J.P. Dumont (8g-14a), 12/29/07-1/31/08                          |
| 2010-11 Season   | GOALTENDERS                                | Franchise Record   |
| 48 - Pekka Rinne, 2/15/11 vs. San Jose                               | Most saves, game                           | 54 - Dan Ellis, 11/10/08 at San Jose                                 |
| 45 - Jonas Hiller, 10/9/10 vs. Anaheim                               | Most saves by an opposing goaltender, game | 53 - Carey Price, 11/14/09 vs. Montreal                              |
| 5 - three times, last Pekka Rinne, 3/17-3/26/11                      | Longest winning streak                     | 7 - three times, last Pekka Rinne, 11/12-11/25/09                    |
| 4 - three times, last Pekka Rinne, 2/19-2/26/11                      | Longest losing streak                      | 7 - Chris Mason, 10/10-10/30/07                                      |
| 5 - Pekka Rinne, 11/24/10 vs. St. Louis                              | Most shootout attempts against, game       | 11 - Pekka Rinne, 3/27/10 vs. Detroit                                |
| 2 - Pekka Rinne, 3/1/11 at Edmonton                                  | Most shootout goals against, game          | 3 - three times, last Chris Mason, 4/3/07 vs. Chicago                |

| THE LAST TIME...  | HOME   | ROAD                                   |
|---|--|--|
| <b>Predators win in overtime</b>  | 3/17/11 vs. Boston (4-3, Weber, PPG)   | 3/20/11 at Buffalo (4-3, Erat)         |
| <b>Opponent wins in overtime</b>  | 4/2/11 vs. Detroit (3-4, Cleary)   | 3/8/11 at San Jose (2-3, Marleau)      |
| <b>Predators win via shootout</b>   | 1/15/11 vs. Chicago (3-2 Goc)  | 1/23/11 at Edmonton (3-2, Franson)     |
| <b>Opponent wins via shootout</b>   | 2/1/11 vs. Calgary (2-3, Bourque)  | 3/1/11 at Edmonton (1-2, Omark)        |
| <b>Predators shut out opponent</b>  | 3/10/11 vs. Minnesota (4-0, Rinne)   | 3/3/11 at Vancouver (3-0, Rinne)       |
| <b>Opponent shut out Predators</b>  | 2/7/11 vs. Edmonton (0-4, Dubnyk)  | 4/9/11 at St. Louis (0-2, Halak)       |
| <b>Predators played a scoreless game through overtime</b>                     | 3/27/10 vs. Detroit (0-1 SO)   | 3/2/01 at Minnesota (0-0)              |
| <b>Predators had two straight shutouts</b>                                    | 12/11/10 vs. Florida (3-0, Lindback) and 12/13/10 vs. N.Y. Islanders (5-0, Lindback) |  |
| <b>Predators were shut out in back-to-back games</b>                          | 2/22/11 at Columbus (0-4, Mason) and 2/24/11 vs. Chicago (0-3, Crawford)             |  |
| <b>Predators had 50-or-more shots</b>   | 11/4/09 vs. Montreal (55)  | Never                                  |
| <b>Opponent had 50-or-more shots</b>  | 2/15/11 vs. San Jose (50)  | 11/1/08 at San Jose (57)               |
| <b>Predators had 20-or-more shots in a period</b>                             | 10/9/10 vs. Anaheim (3rd per., 21)   | 1/29/10 at Detroit (2nd per., 20)      |
| <b>Opponent had 20-or-more shots in a period</b>                              | 4/8/11 vs. Columbus (2nd per., 22)   | 11/1/08 at San Jose (2nd per., 22)     |
| <b>Predators held an opponent shotless in a period</b>                        | 2/16/08 vs. St. Louis (3rd per.)   | Never                                  |
| <b>Predators scored three-or-more power-play goals</b>                        | 2/4/10 vs. Colorado (3)  | 1/28/09 at Vancouver (3)               |
| <b>Opponent scored three-or-more power-play goals</b>                         | 11/29/08 vs. Minnesota (5)   | 11/16/10 at Toronto (4)                |
| <b>Predator scored shorthanded</b>  | 3/26/11 vs. Dallas (Legwand)   | 1/5/11 at Anaheim (Weber)              |
| <b>Opponent scored shorthanded</b>  | 10/28/10 vs. St. Louis (Steen)   | 12/8/10 at Detroit (Datsyuk)           |
| <b>Predators scored two shorthanded goals</b>                                 | 11/18/99 vs. Montreal (Timonen, Walker)  | 11/6/08 at Calgary (Fiddler, Weber)    |
| <b>Opponent scored two shorthanded goals</b>                                  | Never  | 3/2/02 at Calgary (Iginla, Clark)      |
| <b>Predator recorded a hat trick</b>  | 12/8/09 vs. Vancouver (Erat)   | 3/20/11 at Buffalo (Geoffrion)         |
| <b>Opponent recorded a hat trick</b>  | 10/23/08 vs. Calgary (Iginla)  | 11/3/10 at Phoenix (Jovanovski)        |
| <b>Predator notched four-or-more points</b>                                   | 2/4/10 vs. Colorado (Arnott, Ig-3a)  | 12/2/09 at Minnesota (Sullivan, Ig-3a) |
| <b>Opponent notched four-or-more points</b>                                   | 2/23/08 vs. Dallas (Ribeiro, Zyg-2a & Morrow, Ig-3a)                                 | 3/11/00 at San Jose (Pavelski, Zyg-2a) |
| <b>Predators scored an empty-net goal</b>                                     | 3/26/11 vs. Dallas (Legwand, 4-2)  | 3/3/11 at Vancouver (3-0, Legwand)     |
| <b>Opponent scored an empty-net goal</b>                                      | 3/29/11 vs. Vancouver (Rome, 1-3)  | 12/26/10 at St. Louis (Backes, 0-2)    |
| <b>Predators scored five-or-more goals</b>                                    | 4/5/11 vs. Atlanta (6-3)   | 12/01/11 at Colorado (5-1)             |
| <b>Opponent scored five-or-more goals</b>                                     | 12/18/10 vs. Los Angeles (1-6)   | 1/16/11 at Chicago (3-6)               |
| <b>Predators won by five-or-more goals</b>                                    | 12/13/10 vs. N.Y. Islanders (5-0)  | 1/8/08 at Los Angeles (7-0)            |
| <b>Predators lost by five-or-more goals</b>                                   | 12/18/10 vs. Los Angeles (1-6)   | 10/23/07 at Los Angeles (0-6)          |
| <b>Predator recorded a point in his NHL debut</b>                             | 12/15/09 vs. Tampa Bay (Spaling, assist)   | 3/4/07 at Anaheim (Peverley, assist)   |
| <b>Predator recorded a point in his club debut</b>                            | 2/12/11 vs. Colorado (Fisher, assist)  | 10/10/08 at St. Louis (Ward, goal)     |
| <b>Predators goaltender credited with a goal</b>                              | 4/15/06 vs. Phoenix (Mason)  | Never                                  |
| <b>Predators goaltender assisted on a goal</b>                                | 11/28/09 vs. Florida (Ellis)   | 11/28/08 at Atlanta (Rinne)            |
| <b>Predators had a penalty shot</b>   | 2/19/07 vs. Phoenix (Dumont, goal)   | 11/6/08 at Calgary (Fiddler, goal)     |
| <b>Opponent had a penalty shot</b>  | 2/19/11 vs. Phoenix (Doan, no goal)  | 3/6/12 at Calgary (Iginla, goal)       |
| <b>No penalties against Predators</b>   | 3/22/08 vs. Chicago (2-1 SO)   | 1/2/10 at Phoenix (2-4)                |
| <b>Predators scored GTG or GWG in the final minute of regulation/overtime</b> | 12/15/10 vs. San Jose (Kostitsyn, GTG & Wilson, GWG)                                 | 10/13/10 at Chicago (Ward)             |
| <b>Opponent scored GTG or GWG in the final minute of regulation/overtime</b>  | 1/3/09 vs. Calgary (Bertuzzi)  | 11/7/10 at Anaheim (Mara)              |
| <b>Predators scored with an extra attacker</b>                                | 2/19/11 vs. Phoenix (Weber)  | 3/21/10 at St. Louis (Boyd)            |
| <b>Opponent scored with an extra attacker</b>                                 | 3/24/11 vs. Anaheim (Perry)  | 3/31/11 at Colorado (Jones)            |
| <b>Preds overcame a two-goal deficit to win</b>                               | 1/15/11 vs. Chicago (3-2 SO)   | 3/20/11 at Buffalo (4-3 OT)            |
| <b>Preds overcame a three-goal deficit to win</b>                             | 1/8/09 vs. Pittsburgh (5-3)  | 4/10/09 at St. Louis (4-3)             |



| HOME    |    |   |   |   |      | ROAD |   |   |   |      | OVERALL |   |    |   |      |
|---------|----|---|---|---|------|------|---|---|---|------|---------|---|----|---|------|
| YEAR    | GP | W | L | T | PCT  | GP   | W | L | T | PCT  | GP      | W | L  | T | PCT  |
| 2010-11 | 11 | 3 | 8 | - | .273 | 8    | 5 | 3 | - | .625 | 19      | 8 | 11 | - | .421 |

| HOME    |    |     |     |     |        | ROAD |     |     |     |     | OVERALL |      |     |     |     |  |        |
|---------|----|-----|-----|-----|--------|------|-----|-----|-----|-----|---------|------|-----|-----|-----|--|--------|
| WINS    |    |     |     |     | LOSSES | WINS |     |     |     |     | LOSSES  | WINS |     |     |     |  | LOSSES |
| YEAR    | GP | OTW | SOW | OTL | SOL    | GP   | OTW | SOW | OTL | SOL | GP      | OTW  | SOW | OTL | SOL |  |        |
| 2010-11 | 11 | 1   | 2   | 5   | 3      | 8    | 1   | 4   | 2   | 1   | 19      | 2    | 6   | 7   | 4   |  |        |

## OVERTIME DECISIONS

| Date       | Result                      | Goal Scorer/Time | Goaltenders       |
|------------|-----------------------------|------------------|-------------------|
| 10/16/2010 | WASHINGTON 3 at Nashville 2 | Laich, 1:44      | Lindback/Neuvirth |
| 10/19/2010 | CALGARY 1 at Nashville 0    | Bourque, 2:10    | Rinne/Kiprusoff   |
| 10/21/2010 | PITTSBURGH 4 at Nashville 3 | Letang, 3:49     | Rinne/Fleury      |
| 12/6/2010  | Nashville 2 at ATLANTA 3    | Bogossian, 2:11  | Lindback/Pavelec  |
| 2/15/2011  | SAN JOSE 2 at Nashville 1   | Marleau, 3:53    | Rinne/Niemi       |
| 3/8/2011   | Nashville 2 at SAN JOSE 3   | Marleau, 3:24    | Rinne/Niemi       |
| 3/17/2011  | Boston 3 at NASHVILLE 4     | Weber, 3:37      | Rask/Rinne        |
| 3/20/2011  | NASHVILLE 4 at Buffalo 3    | Erat, 0:27       | Lindback/Miller   |
| 4/2/2011   | DETROIT 4 at Nashville 3    | Cleary, 2:58     | Howard/Rinne      |

## GOALTENDER RECORD

|          | GP | W | L | PCT  |
|----------|----|---|---|------|
| Lindback | 3  | 1 | 2 | .333 |
| Rinne    | 16 | 7 | 9 | .438 |

## PREDATORS SCORING

|         | G | A | PTS |
|---------|---|---|-----|
| Legwand | 0 | 2 | 2   |
| Suter   | 0 | 2 | 2   |
| Weber   | 1 | 0 | 1   |
| Erat    | 1 | 0 | 1   |

| OPPONENTS SCORING        | G | A | PTS |
|--------------------------|---|---|-----|
| Patrick Marleau (S.J.)   | 2 | 0 | 2   |
| Ian White (CGY-S.J.)     | 0 | 2 | 2   |
| Zach Bogossian (ATL)     | 1 | 0 | 1   |
| Rene Bourque (CGY)       | 1 | 0 | 1   |
| Daniel Cleary (DET)      | 1 | 0 | 1   |
| Brooks Laich (WSH)       | 1 | 0 | 1   |
| Kris Letang (PIT)        | 1 | 0 | 1   |
| Nicklas Backstrom (WSH)  | 0 | 1 | 1   |
| Alex Burmistrov (ATL)    | 0 | 1 | 1   |
| Sidney Crosby (PIT)      | 0 | 1 | 1   |
| Ben Eager (ATL)          | 0 | 1 | 1   |
| Kent Huskins (S.J.)      | 0 | 1 | 1   |
| Tim Kennedy (PIT)        | 0 | 1 | 1   |
| Brendan Morrison (CGY)   | 0 | 1 | 1   |
| Alexander Ovechkin (WSH) | 0 | 1 | 1   |
| Brian Rafalski (DET)     | 0 | 1 | 1   |
| Joe Thornton (S.J.)      | 0 | 1 | 1   |
| Henrik Zetterberg (DET)  | 0 | 1 | 1   |

## TEAM RECORD VS. NHL

|              | GP | W | L | PCT   |
|--------------|----|---|---|-------|
| Chicago      | 2  | 2 | 0 | 1.000 |
| Boston       | 1  | 1 | 0 | 1.000 |
| Buffalo      | 1  | 1 | 0 | 1.000 |
| Carolina     | 1  | 1 | 0 | 1.000 |
| Columbus     | 1  | 1 | 0 | 1.000 |
| Edmonton     | 2  | 1 | 1 | .500  |
| St. Louis    | 2  | 1 | 1 | .500  |
| Atlanta      | 1  | 0 | 1 | .000  |
| Detroit      | 1  | 0 | 1 | .000  |
| N.Y. Rangers | 1  | 0 | 1 | .000  |
| Pittsburgh   | 1  | 0 | 1 | .000  |
| Washington   | 1  | 0 | 1 | .000  |
| Calgary      | 2  | 0 | 2 | .000  |
| San Jose     | 2  | 0 | 2 | .000  |

## GOALTENDERS VS. NHL

|                         | GP | W | L | PCT   |
|-------------------------|----|---|---|-------|
| Antti Niemi (S.J.)      | 2  | 2 | 0 | 1.000 |
| Miikka Kiprusoff (CGY)  | 2  | 2 | 0 | 1.000 |
| Marc-Andre Fleury (PIT) | 1  | 1 | 0 | 1.000 |
| Martin Gerber (EDM)     | 1  | 1 | 0 | 1.000 |
| Jimmy Howard (DET)      | 1  | 1 | 0 | 1.000 |
| Henrik Lundqvist (NYR)  | 1  | 1 | 0 | 1.000 |
| Michal Neuvirth (WSH)   | 1  | 1 | 0 | 1.000 |
| Ondrej Pavelec (ATL)    | 1  | 1 | 0 | 1.000 |
| Jaroslav Halak (STL)    | 1  | 1 | 1 | .500  |
| Corey Crawford (CHI)    | 1  | 0 | 1 | .000  |
| Devan Dubnyk (EDM)      | 1  | 0 | 1 | .000  |
| Steve Mason (CBJ)       | 1  | 0 | 1 | .000  |
| Ryan Miller (BUF)       | 1  | 0 | 1 | .000  |
| Tuukka Rask (BOS)       | 1  | 0 | 1 | .000  |
| Marty Turco (CHI)       | 1  | 0 | 1 | .000  |
| Cam Ward (CAR)          | 1  | 0 | 1 | .000  |

## PREDATORS' HAT TRICKS

| NO. | DATE    | PLAYER          | GOALTENDER     | SCORE                         |
|-----|---------|-----------------|----------------|-------------------------------|
| 19  | 1/18/11 | J-P Dumont      | Ilya Bryzgalov | Nashville 5 at Phoenix 2      |
| 20  | 3/20/11 | Blake Geoffrion | Ryan Miller    | Nashville 4 at Buffalo 3 (OT) |

## OPPONENTS' HAT TRICKS

| NO. | DATE     | PLAYER        | GOALTENDER  | SCORE                    |
|-----|----------|---------------|-------------|--------------------------|
| 26  | 11/30/10 | Ed Jovanovski | Pekka Rinne | Nashville 3 at Phoenix 4 |

## PREDATORS' SHUTOUTS

| NO. | DATE     | GOALTENDER      | SAVES | SCORE                           |
|-----|----------|-----------------|-------|---------------------------------|
| 67  | 10/23/10 | Pekka Rinne     | 30    | Nashville 1 at Dallas 0         |
| 68  | 11/18/10 | Pekka Rinne     | 30    | Nashville 3 at Montreal 0       |
| 69  | 11/30/10 | Pekka Rinne     | 33    | Phoenix 0 at Nashville 3        |
| 70  | 12/11/10 | Anders Lindback | 22    | Florida 0 at Nashville 3        |
| 71  | 12/13/10 | Anders Lindback | 27    | N.Y. Islanders 0 at Nashville 3 |
| 72  | 2/5/11   | Pekka Rinne     | 35    | Detroit 0 at Nashville 3        |
| 73  | 3/3/11   | Pekka Rinne     | 29    | Nashville 3 at Vancouver 0      |
| 74  | 3/10/11  | Pekka Rinne     | 19    | Minnesota 0 at Nashville 4      |

## OPPONENTS' SHUTOUTS

| NO. | DATE     | GOALTENDER       | SAVES | SCORE                         |
|-----|----------|------------------|-------|-------------------------------|
| 70  | 10/19/10 | Miikka Kiprusoff | 34    | Calgary 1 at Nashville 0 (OT) |
| 71  | 10/28/10 | Jaroslav Halak   | 24    | St. Louis 3 at Nashville 0    |
| 72  | 11/22/10 | Steve Mason      | 27    | Nashville 0 at Columbus 2     |
| 73  | 12/26/10 | Jaroslav Halak   | 32    | Nashville 0 at St. Louis 2    |
| 74  | 2/7/11   | Devan Dubnyk     | 37    | Edmonton 4 at Nashville 0     |
| 75  | 2/22/11  | Steve Mason      | 20    | Nashville 0 at Columbus 4     |
| 76  | 2/24/11  | Corey Crawford   | 25    | Chicago 3 at Nashville 0      |
| 77  | 4/9/11   | Jaroslav Halak   | 24    | St. Louis 2 at Nashville 0    |

## PREDATORS' PENALTY SHOTS (5 GOALS, 14 STOPS ALL TIME)

| NO.  | DATE | PLAYER | GOALTENDER | SCORE | RESULT |
|------|------|--------|------------|-------|--------|
| None |      |        |            |       |        |

## OPPONENTS' PENALTY SHOTS (12 GOALS, 15 STOPS ALL TIME)

| NO. | DATE    | PLAYER        | GOALTENDER  | SCORE                    | RESULT  |
|-----|---------|---------------|-------------|--------------------------|---------|
| 26  | 2/19/11 | Shane Doan    | Pekka Rinne | Phoenix 3 at Nashville 2 | NO GOAL |
| 27  | 3/6/11  | Jarome Iginla | Pekka Rinne | Nashville 2 at Calgary 3 | GOAL    |

\* Note: "No." column indicates the number in franchise history.

## SHOOTOUT RESULTS

## NOVEMBER 11, 2010 AT ST. LOUIS

| Team | Shooter    | Goaltender | Result | SO Score |
|------|------------|------------|--------|----------|
| STL  | D'Agostini | Rinne      | G      | 0-1      |
| NSH  | O'Reilly   | Halak      | G      | 1-1      |
| STL  | Boyes      | Rinne      | S      | 1-1      |
| NSH  | Sullivan   | Halak      | S      | 1-1      |
| STL  | McDonald   | Rinne      | S      | 1-1      |
| NSH  | Legwand    | Halak      | S      | 1-1      |
| STL  | Berglund   | Rinne      | S      | 1-1      |
| NSH  | Goc        | Halak      | G      | 2-1      |

(Nashville wins shootout, 2-1)

## NOVEMBER 13, 2010 VS. CHICAGO

| Team | Shooter  | Goaltender | Result | SO Score |
|------|----------|------------|--------|----------|
| CHI  | Toews    | Rinne      | S      | 0-0      |
| NSH  | O'Reilly | Turco      | G      | 1-0      |
| CHI  | Kane     | Rinne      | S      | 1-0      |
| NSH  | Sullivan | Turco      | S      | 1-0      |
| CHI  | Sharp    | Rinne      | M      | 1-0      |

(Nashville wins shootout, 1-0)

## NOVEMBER 20, 2010 AT CAROLINA

| Team | Shooter    | Goaltender | Result | SO Score |
|------|------------|------------|--------|----------|
| CAR  | Skinner    | Rinne      | G      | 0-1      |
| NSH  | O'Reilly   | Ward       | G      | 1-1      |
| CAR  | Jokinen    | Rinne      | S      | 1-1      |
| NSH  | Goc        | Ward       | S      | 1-1      |
| CAR  | O'Sullivan | Rinne      | S      | 1-1      |
| NSH  | Erat       | Ward       | G      | 2-1      |

(Nashville wins shootout, 2-1)

## NOVEMBER 24, 2010 VS. ST. LOUIS

| Team | Shooter    | Goaltender | Result | SO Score |
|------|------------|------------|--------|----------|
| STL  | D'Agostini | Rinne      | M      | 0-0      |
| NSH  | O'Reilly   | Halak      | M      | 0-0      |
| STL  | Boyes      | Rinne      | S      | 0-0      |
| NSH  | Goc        | Halak      | S      | 0-0      |
| STL  | E. Johnson | Rinne      | M      | 0-0      |
| NSH  | Erat       | Halak      | M      | 0-0      |
| STL  | Steen      | Rinne      | M      | 0-0      |
| NSH  | Sullivan   | Halak      | M      | 0-0      |
| STL  | McDonald   | Rinne      | G      | 0-1      |
| NSH  | Kostitsyn  | Halak      | M      | 0-1      |

(St. Louis wins shootout, 1-0)

## NOVEMBER 27, 2010 VS. NEW YORK RANGERS

| Team | Shooter     | Goaltender | Result | SO Score |
|------|-------------|------------|--------|----------|
| NYR  | Christensen | Rinne      | G      | 0-1      |
| NSH  | O'Reilly    | Lundqvist  | S      | 0-1      |
| NYR  | Stepan      | Rinne      | S      | 0-1      |
| NSH  | Goc         | Lundqvist  | S      | 0-1      |
| NYR  | Callahan    | Rinne      | S      | 0-1      |
| NSH  | Erat        | Lundqvist  | S      | 0-1      |

(New York Rangers win shootout, 1-0)

## DECEMBER 1, 2010 AT COLUMBUS

| Team | Shooter  | Goaltender | Result | SO Score |
|------|----------|------------|--------|----------|
| NSH  | O'Reilly | Mason      | S      | 0-0      |
| CBJ  | Voracek  | Rinne      | S      | 0-0      |
| NSH  | Sullivan | Mason      | G      | 1-0      |
| CBJ  | Nash     | Rinne      | S      | 1-0      |
| NSH  | Erat     | Mason      | S      | 1-0      |
| CBJ  | Vermette | Rinne      | S      | 1-0      |

(Nashville wins shootout, 1-0)

## JANUARY 15, 2011 VS. CHICAGO

| Team | Shooter | Goaltender | Result | SO Score |
|------|---------|------------|--------|----------|
| CHI  | Toews   | Rinne      | S      | 0-0      |
| NSH  | Goc     | Crawford   | G      | 1-0      |
| CHI  | Kane    | Rinne      | S      | 1-0      |
| NSH  | Erat    | Crawford   | S      | 1-0      |
| CHI  | Sharp   | Rinne      | M      | 1-0      |

(Nashville wins shootout, 1-0)

## JANUARY 23, 2011 AT EDMONTON

| Team | Shooter | Goaltender | Result | SO Score |
|------|---------|------------|--------|----------|
| EDM  | Omark   | Rinne      | M      | 0-0      |
| NSH  | Goc     | Dubnyk     | S      | 0-0      |
| EDM  | Gagner  | Rinne      | S      | 0-0      |
| NSH  | Franson | Dubnyk     | G      | 1-0      |
| EDM  | Hall    | Rinne      | S      | 1-0      |

(Nashville wins shootout, 1-0)

## FEBRUARY 1, 2011 VS. CALGARY

| Team | Shooter | Goaltender | Result | SO Score |
|------|---------|------------|--------|----------|
| CGY  | Bourque | Rinne      | G      | 0-1      |
| NSH  | Erat    | Kiprusoff  | S      | 0-1      |
| CGY  | Tanguay | Rinne      | M      | 0-1      |
| NSH  | Franson | Kiprusoff  | S      | 0-1      |
| CGY  | Jokinen | Rinne      | S      | 0-1      |
| NSH  | Legwand | Kiprusoff  | M      | 0-1      |

(Calgary wins shootout, 1-0)

## MARCH 1, 2011 AT EDMONTON

| Team | Shooter | Goaltender | Result | SO Score |
|------|---------|------------|--------|----------|
| EDM  | Eberle  | Rinne      | G      | 0-1      |
| NSH  | Erat    | Gerber     | G      | 1-1      |
| EDM  | Hall    | Rinne      | S      | 1-1      |
| NSH  | Fisher  | Gerber     | S      | 1-1      |
| EDM  | Brule   | Rinne      | S      | 1-1      |
| NSH  | Legwand | Gerber     | M      | 1-1      |
| EDM  | Omark   | Rinne      | G      | 1-2      |
| NSH  | Franson | Gerber     | S      | 1-2      |

(Edmonton wins shootout, 2-1)

*\*Italics denote shootout deciding goals*

## SHOOTOUT RESULTS

## NASHVILLE SHOOTERS

| Player      | Goals | Attempts | %      | GDC |
|-------------|-------|----------|--------|-----|
| O'Reilly    | 3     | 6        | 50.00% | 1   |
| Goc         | 2     | 6        | 33.33% | 2   |
| Franson     | 1     | 3        | 33.33% | 1   |
| Erat        | 2     | 7        | 28.57% | 1   |
| Sullivan    | 1     | 4        | 25.00% | 1   |
| Fisher      | 0     | 1        | 0.00%  | 0   |
| Kostitsyn   | 0     | 1        | 0.00%  | 0   |
| Legwand     | 0     | 3        | 0.00%  | 0   |
| TEAM TOTALS | 9     | 31       | 29.03% | 6   |

## OPPOSING SHOOTERS

| Player            | Goals | Attempts | %       | GDC |
|-------------------|-------|----------|---------|-----|
| Bourque (CGY)     | 1     | 1        | 100.00% | 1   |
| Christensen (NYR) | 1     | 1        | 100.00% | 1   |
| Eberle (EDM)      | 1     | 1        | 100.00% | 0   |
| Skinner (CAR)     | 1     | 1        | 100.00% | 0   |
| D'Agostini (STL)  | 1     | 2        | 50.00%  | 0   |
| McDonald (STL)    | 1     | 2        | 50.00%  | 1   |
| Omark (EDM)       | 1     | 2        | 50.00%  | 1   |
| Berglund (STL)    | 0     | 1        | 0.00%   | 0   |
| Brule (EDM)       | 0     | 1        | 0.00%   | 0   |
| Callahan (NYR)    | 0     | 1        | 0.00%   | 0   |
| Gagner (EDM)      | 0     | 1        | 0.00%   | 0   |
| E. Johnson (STL)  | 0     | 1        | 0.00%   | 0   |
| O. Jokinen (CGY)  | 0     | 1        | 0.00%   | 0   |
| J. Jokinen (CAR)  | 0     | 1        | 0.00%   | 0   |
| Nash (CBJ)        | 0     | 1        | 0.00%   | 0   |
| O'Sullivan (CAR)  | 0     | 1        | 0.00%   | 0   |
| Steen (STL)       | 0     | 1        | 0.00%   | 0   |
| Stepan (NYR)      | 0     | 1        | 0.00%   | 0   |
| Tanguay (CGY)     | 0     | 1        | 0.00%   | 0   |
| Vermette (CBJ)    | 0     | 1        | 0.00%   | 0   |
| Voracek (CBJ)     | 0     | 1        | 0.00%   | 0   |
| Boyes (STL)       | 0     | 2        | 0.00%   | 0   |
| Hall (EDM)        | 0     | 2        | 0.00%   | 0   |
| Kane (CHI)        | 0     | 2        | 0.00%   | 0   |
| Sharp (CHI)       | 0     | 2        | 0.00%   | 0   |
| Toews (CHI)       | 0     | 2        | 0.00%   | 0   |
| OPP. TOTALS       | 7     | 34       | 20.59%  | 4   |

## NASHVILLE GOALTENDERS

| Goalie      | Goals | Attempts | %      | W-L |
|-------------|-------|----------|--------|-----|
| Rinne       | 7     | 34       | 79.41% | 6-4 |
| TEAM TOTALS | 7     | 34       | 79.41% | 6-4 |

## OPPOSING GOALTENDERS


| Goalie          | Goals | Attempts | %       | W-L |
|-----------------|-------|----------|---------|-----|
| Kiprusoff (CGY) | 0     | 3        | 100.00% | 1-0 |
| Lundqvist (NYR) | 0     | 3        | 100.00% | 1-0 |
| Halak (STL)     | 2     | 9        | 77.78%  | 1-1 |
| Gerber (EDM)    | 1     | 4        | 75.00%  | 1-0 |
| Crawford (CHI)  | 1     | 2        | 50.00%  | 0-1 |
| Dubnyk (EDM)    | 1     | 2        | 50.00%  | 0-1 |
| S. Mason (CBJ)  | 1     | 3        | 66.67%  | 0-1 |
| Turco (CHI)     | 1     | 2        | 50.00%  | 0-1 |
| Ward (CAR)      | 2     | 3        | 33.33%  | 0-1 |
| OPP. TOTALS     | 9     | 31       | 70.97%  | 4-6 |




11/11/10: GOC SCORES WINNING SHOOTOUT GOAL AT ST. LOUIS



11/13/10: O'REILLY SCORES WINNING SHOOTOUT GOAL AGAINST CHICAGO



12/1/10: SULLIVAN SCORES WINNING SHOOTOUT GOAL AT COLUMBUS



1/15/11: GOC SCORES WINNING SHOOTOUT GOAL AGAINST CHICAGO



1/23/11: FRANSON SCORES WINNING SHOOTOUT GOAL AT EDMONTON



2010-11

## PLAYER GAME-BY-GAME

| DATE   | OPP     | BELK<br>#3   | FRANSON<br>#4     | GEOFFRION<br>#5  | WEBER<br>#6       | BLUM<br>#7        | KLEIN<br>#8   |
|--------|---------|--------------|-------------------|------------------|-------------------|-------------------|---------------|
| Oct 9  | Vs ANA  | DND          | 0-1/0 16:03       |                  | 0-2/0 25:40       | MIL               | 0-0 1/0 21:27 |
| Oct 13 | @ CHI   | 0-0 0/0 4:43 | 0-0 1/0 14:32     |                  | 0-0 0/0 26:36     | MIL               | 0-1/0 20:32   |
| Oct 14 | Vs STL  | 0-0 1/1 2:36 | 0-0 0/0 16:50     |                  | 0-1/0 24:23       | MIL               | 0-0 0/0 23:07 |
| Oct 16 | Vs WSH  | 0-0 0/0 3:42 | 0-0 0/0 15:33     |                  | 0-0 4/0 25:49     | MIL               | 0-0 3/0 25:45 |
| Oct 19 | Vs CGY  | DND          | 0-0 1/1 12:23     |                  | 0-0 4/0 29:11     | MIL               | 0-0 3/1 25:50 |
| Oct 21 | Vs PIT  | DND          | 1-0 4/0 18:57     |                  | 0-0 1/2 24:18     | MIL               | 0-0 0/1 19:55 |
| Oct 23 | @ DAL   | DND          | 0-0 2/0 12:38     |                  | 0-1/0 25:20       | MIL               | 0-0 2/0 17:07 |
| Oct 24 | @ TR    | DND          | 1-0 2/2 13:29     |                  | 1-0 1/0 22:43     | MIL               | 0-0 5/1 22:06 |
| Oct 28 | Vs STL  | DND          | 0-0 1/0 16:16     |                  | 0-0 3/2 26:01     | MIL               | 0-0 0/0 21:46 |
| Oct 30 | @ DET   | DND          | 0-1/1 12:01:55    |                  | 0-1/1 27:08       | MIL               | 1-0 1/2 22:24 |
| Nov 3  | @ PHX   | DND          | 0-0 2/1 17:02     |                  | 0-0 1/2 22:09     | MIL               | 0-1/1 21:20   |
| Nov 6  | @ L.A.  | DND          | 0-0 2/1 16:29     |                  | 0-0 6/0 23:31     | MIL               | 0-0 0/2 20:36 |
| Nov 7  | @ ANA   | 0-0 0/0 1:48 | 1-2/2 11:45       |                  | 0-0 3/1 26:52     | MIL               | 0-0 0/1 21:32 |
| Nov 11 | @ STL   | DND          | 0-0 0/0 18:08     |                  | 0-0 6/1 22:19     | MIL               | 0-0 3/0 23:57 |
| Nov 13 | Vs CHI  | DND          | 1-0 4/0 15:11     |                  | 1-0 8/2 23:19     | MIL               | 0-1/1 26:30   |
| Nov 16 | @ TOR   | DND          | 0-0 2/0 14:48     |                  | 0-0 4/0 23:33     | MIL               | 0-0 0/2 21:55 |
| Nov 18 | @ MTL   | DND          | 0-0 2/0 15:12     |                  | 0-0 0/1 22:31     | MIL               | 0-0 0/2 22:12 |
| Nov 20 | @ CAR   | DND          | 0-0 4/1 12:24     |                  | 0-0 2/0 30:51     | MIL               | 0-0 2/0 22:20 |
| Nov 22 | @ CBJ   | DND          | 0-0 2/1 15:18     |                  | 0-1/1 26:15       | MIL               | 0-0 3/0 17:06 |
| Nov 24 | Vs STL  | DND          | 0-0 2/0 17:13     |                  | 0-1/1 26:37       | MIL               | 0-0 2/1 20:45 |
| Nov 26 | @ MIN   | DND          | 0-0 5/0 16:51     |                  | 0-0 2/2 22:04     | MIL               |               |
| Nov 27 | Vs NYR  | DND          | 0-0 1/0 11:46     |                  | 0-0 1/0 28:18     | MIL               | 0-0 3/0 24:14 |
| Nov 30 | Vs PHX  | DND          | 0-0 3/0 15:34     |                  | 1-0 (W) 2/1 25:36 | MIL               | 0-0 3/0 17:38 |
| Dec 1  | @ CBJ   | DND          | 0-0 2/0 12:57     |                  | 0-1/1 24:37       | MIL               | 1-0 1/3 25:01 |
| Dec 4  | Vs CAR  | DND          | 0-1/0 14:22       |                  | 1-0 4/1 22:00     | MIL               | 0-1/1 25:49   |
| Dec 6  | @ ATL   | DND          | 0-0 3/0 12:56     |                  | 0-0 2/1 19:23     | MIL               | 0-1/0 22:45   |
| Dec 8  | @ DET   | DND          | 0-0 0/1 12:14     |                  | 0-0 3/2 24:48     | MIL               | 0-1/2 22:26   |
| Dec 11 | Vs FLA  | DND          | 0-1/0 19:07       |                  | 1-0 3/2 21:17     | MIL               | 0-0 2/0 19:37 |
| Dec 13 | Vs NYI  | DND          | 0-2/3 15:29       |                  | 0-1/2/1 21:19     | MIL               | 0-0 1/0 24:26 |
| Dec 15 | Vs S.J. | 0-0 0/0 1:25 | 0-0 3/0 11:33     |                  | 0-1/0 25:40       | MIL               | 0-0 1/2 23:52 |
| Dec 17 | @ N.J.  | DND          | DND               |                  | 0-2/2/1 24:53     | MIL               | 0-0 0/0 21:09 |
| Dec 18 | Vs L.A. | DND          | DND               |                  | 0-0 4/0 25:13     | MIL               | 0-1/1 20:28   |
| Dec 22 | @ CHI   | 0-0 0/0 4:39 | 0-0 0/1 12:55     |                  | 0-0 2/1 26:25     | MIL               | 0-0 2/1 20:10 |
| Dec 23 | Vs OTT  | DND          | 0-1/0 14:03       |                  | 0-0 7/0 26:15     | MIL               | 0-0 3/1 19:07 |
| Dec 26 | @ STL   | 0-0 0/0 6:59 | 0-0 2/1 13:10     |                  | 0-0 6/1 24:33     | MIL               | 0-0 1/0 20:18 |
| Dec 28 | Vs DAL  | 0-0 0/0 1:54 | 0-0 4/2 14:34     |                  | 0-0 5/1 25:50     | MIL               | 0-0 0/0 20:55 |
| Dec 31 | @ MIN   | DND          | 1-0 4/1 13:09     |                  | 0-2/2 24:26       | MIL               | 0-0 1/0 21:50 |
| Jan 2  | Vs CBJ  | 0-0 2/0 8:44 | 0-0 1/0 16:24     |                  | 1-2/5 24:31       | MIL               | 0-0 1/0 20:26 |
| Jan 5  | @ ANA   | 0-0 0/0 1:55 | 0-0 1/1 15:38     |                  | 1-0 1/3 24:24     | MIL               | 0-0 1/1 20:08 |
| Jan 6  | @ L.A.  | 0-0 0/0 3:22 | 0-0 1/1 13:07     |                  | 0-2/3 25:55       | MIL               | 0-1/2 20:23   |
| Jan 8  | @ S.J.  | 0-0 0/0 3:09 | 0-0 4/1 11:00     |                  | 0-1/1 21:13       | MIL               | 0-0 1/0 22:33 |
| Jan 11 | Vs MIN  | DND          | 0-0 3/1 15:43     |                  | 0-1/2 22:50       | MIL               | 0-1/3 22:30   |
| Jan 13 | @ FLA   | 0-0 1/0 3:34 | 0-0 1/0 14:18     |                  | 0-1/1 27:16       | MIL               | 0-0 1/3 18:57 |
| Jan 15 | Vs CHI  | DND          | 0-0 2/0 18:00     |                  | 1-0 4/2 26:36     | MIL               | 0-0 2/1 20:24 |
| Jan 16 | @ CHI   | DND          | 0-1/3/1 14:31     |                  | 0-0 2/2 29:40     | MIL               | 0-0 2/2 21:53 |
| Jan 18 | @ PHX   | DND          | 0-0 0/1 15:37     |                  | 0-1/1 23:04       | MIL               | 0-0 1/2 21:07 |
| Jan 20 | @ COL   | DND          | 1-0 (W) 1/3 18:13 |                  | 0-1/2 14:21       | MIL               | 0-1/2 18:28   |
| Jan 23 | @ EDM   | DND          | 0-2/0 13:17       |                  | 0-0 2/0 29:36     | MIL               | 0-0 2/1 21:06 |
| Jan 24 | @ CGY   | 0-0 0/0 2:42 | 0-0 2/1 14:40     |                  | 0-0 4/1 26:59     | MIL               | 0-0 1/0 18:25 |
| Jan 26 | @ VAN   | DND          | 0-0 1/0 16:00     |                  | 1-0 4/1 23:41     | MIL               | 0-0 0/0 20:08 |
| Feb 1  | Vs CGY  | DND          | 0-0 0/1 15:11     |                  | 0-1/1 27:49       | MIL               | 0-0 0/1 23:48 |
| Feb 3  | @ PHI   | DND          | 0-1/0 17:45       |                  | 0-1/6/1 27:06     | MIL               | 0-0 2/1 15:42 |
| Feb 5  | Vs DET  | DND          | 0-0 2/0 15:18     |                  | 1-0 (W) 2/1 25:53 | MIL               | 0-0 2/1 18:46 |
| Feb 7  | Vs EDM  | DND          | 0-0 3/1 16:32     |                  | 0-0 6/1 25:17     | MIL               | 0-0 0/2 19:38 |
| Feb 9  | @ DET   | DND          | 0-0 1/0 14:30     |                  | 0-2/2 22:30       | MIL               | 0-0 1/2 22:46 |
| Feb 12 | Vs COL  | DND          | 1-0 (W) 1/1 12:38 |                  | 1-0 4/1 25:41     | MIL               | 0-0 1/0 23:09 |
| Feb 15 | Vs S.J. | DND          | 1-0 1/0 15:12     |                  | 0-0 1/1 27:56     | MIL               | 0-0 2/0 21:18 |
| Feb 17 | Vs VAN  | DND          | 0-0 1/0 15:24     |                  | 0-1/2 23:08       | MIL               | 0-0 1/1 21:20 |
| Feb 19 | Vs PHX  | DND          | 0-0 4/1 16:23     |                  | 1-0 6/1 29:15     | MIL               | 0-0 0/1 22:44 |
| Feb 22 | @ CBJ   | DND          | 0-0 2/1 16:52     |                  | 0-0 4/1 25:22     | MIL               | 0-0 0/1 22:52 |
| Feb 24 | Vs CHI  | DND          | 0-0 3/2 13:37     |                  | 0-0 3/2 26:29     | MIL               | 0-0 1/1 18:34 |
| Feb 26 | @ DAL   | DND          | 0-1/0 15:08       | 0-0 0/0 5:14     | 0-0 2/0 27:36     | 0-0 0/0 14:41     | 0-0 0/1 18:59 |
| Feb 27 | Vs CBJ  | DND          | 0-0 2/2 13:07     | 0-0 0/0 8:44     | 1-1/3 24:39       | 1-0 1/1 17:32     | 0-0 0/0 21:55 |
| Mar 1  | @ EDM   | DND          | 1-0 3/0 8:37      | 0-0 1/1 13:29    | 0-0 3/1 27:56     | 0-0 0/0 19:25     | 0-0 0/0 21:45 |
| Mar 3  | @ VAN   | DND          | 0-0 3/0 14:45     | 1-0 (W) 1/1 7:56 | 0-0 1/2 26:24     | 0-0 1/1 17:29     | 0-1/3 18:00   |
| Mar 6  | @ CGY   | DND          | 0-0 1/0 17:00     | 0-0 0/0 9:20     | 0-0 3/0 25:19     | 0-1/2/1 17:34     | 1-1/2 20:44   |
| Mar 8  | @ S.J.  | DND          | 0-0 1/0 13:27     | DND              | 1-1/3 17:47       | 0-0 3/1 19:07     | 0-0 0/1 19:49 |
| Mar 10 | Vs MIN  | DND          | 0-0 2/0 9:07      | 0-0 1/0 16:59    | 0-1/3 24:23       | 0-0 0/0 19:02     | 0-0 2/1 19:20 |
| Mar 12 | Vs COL  | DND          | 0-0 2/0 12:52     | 0-1/1 16:28      | 0-1/1 27:12       | 0-0 1/0 18:55     | 0-1/2/1 19:53 |
| Mar 15 | Vs L.A. | DND          | 0-0 1/1 20:00     | 0-0 3/1 23:57    | 0-0 3/3 25:17     | 1-0 1/1 19:54     | 0-1/1 19:54   |
| Mar 17 | Vs BOS  | DND          | 0-0 2/0 16:05     | 0-0 1/1 19:41    | 1-0 (W) 3/1 27:12 | 0-1/1 16:25       | 0-1/1 20:32   |
| Mar 19 | Vs DET  | DND          | 0-0 4/1 15:08     | 1-0 1/5 15:32    | 0-0 1/0 25:27     | 1-0 (W) 1/0 16:02 | 0-1/1 20:07   |
| Mar 20 | @ BUF   | DND          | 0-1/0 14:30       | 3-0 3/3 10:45    | 0-0 0/0 25:18     | 0-0 0/2 20:00     | 0-0 1/0 19:15 |
| Mar 22 | Vs EDM  | DND          | 0-0 0/0 15:38     | 0-0 0/0 9:39     | 0-1/1 23:23       | 0-0 2/1 16:34     | 0-0 1/0 20:47 |
| Mar 24 | Vs ANA  | DND          | 0-1/2 13:00       | 0-0 1/0 5:10     | 0-0 4/1 27:34     | 0-0 0/2 16:17     | 0-0 2/0 20:16 |
| Mar 26 | Vs DAL  | DND          | 0-0 1/1 15:06     | 0-0 1/1 4:19     | 0-1/2 23:38       | 0-0 2/0 17:06     | 0-0 2/0 21:19 |
| Mar 29 | Vs VAN  | DND          | 0-0 2/0 14:50     | 0-0 0/1 17:11    | 0-0 3/2 27:01     | 0-1/1 15:31       | 0-0 0/1 17:51 |
| Mar 31 | @ COL   | DND          | 0-1/1 17:40       | 0-1/2 18:53      | 0-0 3/0 24:46     | 0-0 0/0 16:23     | 0-0 2/0 16:13 |
| Apr 2  | Vs DET  | DND          | 0-0 4/0 15:48     | 0-0 0/1 5:55     | 0-1/1 29:46       | 0-0 0/2 17:43     | 0-0 2/1 19:38 |
| Apr 5  | Vs ATL  | DND          | 0-2/3 16:19       | 0-0 0/1 10:46    | 0-0 4/2 23:39     | 0-1/2 19:21       | 0-0 0/1 20:43 |
| Apr 8  | Vs CBJ  | DND          | 0-0 3/1 18:33     | 0-0 2/0 9:02     | 0-1/1 21:11       | 0-0 0/2 20:34     | 0-1/1 21:06   |
| Apr 9  | @ STL   | DND          | 0-0 1/2 16:37     | 0-0 2/0 12:37    | 0-0 3/0 24:34     | 0-0 0/1 19:16     | 0-0 2/0 17:55 |

2010-11

## PLAYER GAME-BY-GAME

| DATE   | OPP     | GOC<br>#9         | ERAT<br>#10       | LEGWAND<br>#11    | FISHER<br>#12                | THURESSON<br>#12 | SPALING<br>#13    |
|--------|---------|-------------------|-------------------|-------------------|------------------------------|------------------|-------------------|
| Oct 9  | Vs ANA  | 1-0 2/1 10:42     | 0-0 0/0 17:34     | 1-0 3/1 14:46     |                              | MIL              |                   |
| Oct 13 | @ CHI   | 0-1 2/1 12:20     | INJ               | 0-1 4/1 19:11     |                              | MIL              | MIL               |
| Oct 14 | Vs STL  | 1-0 1/1 19:14     | INJ               | 0-0 1/0 19:35     |                              | MIL              | MIL               |
| Oct 16 | Vs WSH  | 0-0 1/1 8:41      | INJ               | 0-1 4/1 22:15     |                              | MIL              |                   |
| Oct 19 | Vs CGY  | INJ               | 0-0 4/1 14:38     | 0-0 1/0 17:36     |                              | MIL              | 0-0 1/0 10:49     |
| Oct 21 | Vs PIT  | INJ               | 0-2 3/0 14:22     | 1-0 3/1 21:25     |                              | MIL              | 0-0 0/0 12:14     |
| Oct 23 | @ DAL   | INJ               | 0-0 3/0 16:44     | 0-0 1/0 16:42     |                              | MIL              | 0-0 1/0 13:03     |
| Oct 24 | @ TR    | INJ               | 0-1/1 14:53       | 0-1/1 18:44       |                              | MIL              | 0-1/0 12:27       |
| Oct 28 | Vs STL  | INJ               | 0-0 1/1 15:23     | 0-0 1/0 15:45     |                              | MIL              | 0-0 0/0 12:44     |
| Oct 30 | @ DET   | INJ               | 0-0 1/1 15:53     | 0-0 1/1 17:43     |                              | MIL              | 0-0 1/2 14:27     |
| Nov 3  | @ PHX   | 0-1/1 13:57       | INJ               | 0-0 4/0 17:43     |                              | MIL              | 0-0 0/0 10:32     |
| Nov 6  | @ L.A.  | 0-0 1/2 13:42     | INJ               | 0-0 1/1 15:54     |                              | MIL              | 0-0 0/0 11:57     |
| Nov 7  | @ ANA   | 0-1/2 11:39       | INJ               | 0-0 2/1 20:55     |                              | MIL              | 0-0 2/1 11:28     |
| Nov 11 | @ STL   | 0-0 2/0 16:25     | INJ               | 0-1/2 18:12       |                              | MIL              | 0-0 1/0 9:06      |
| Nov 13 | Vs CHI  | 0-1/1 14:15       | 0-1/0 15:19       | 0-0 3/0 17:36     |                              | MIL              | DND               |
| Nov 16 | @ TOR   | 1-0 3/2 16:39     | 1-0 1/2 14:49     | 0-2 4/1 17:48     |                              | MIL              | DND               |
| Nov 18 | @ MTL   | 2-0 (W) 5/2 17:43 | 0-2/3 19:53       | 0-0 1/0 4:29      |                              | MIL              | DND               |
| Nov 20 | @ CAR   | 0-0 2/0 19:04     | 0-0 1/0 18:47     | INJ               |                              | MIL              | 0-0 2/1 11:36     |
| Nov 22 | @ CBJ   | 0-0 2/0 16:33     | 0-0 1/1 20:05     | INJ               |                              | MIL              | 0-0 1/0 10:34     |
| Nov 24 | Vs STL  | 0-0 4/0 21:15     | 0-0 1/0 20:48     | INJ               |                              | MIL              | 0-0 1/0 13:39     |
| Nov 26 | @ MIN   | 0-0 4/1 18:56     | 1-0 3/1 18:23     | INJ               |                              | MIL              | 0-0 1/2 9:48      |
| Nov 27 | Vs NYR  | 0-1 0/0 21:52     | 0-0 1/1 20:56     | INJ               |                              | MIL              | 0-0 0/0 5:53      |
| Nov 30 | Vs PHX  | 0-0 2/0 18:54     | 0-0 1/0 18:33     | INJ               |                              | MIL              | 0-0 0/0 10:40     |
| Dec 1  | @ CBJ   | 0-1 5/1 21:10     | 0-2 3/2 22:23     | INJ               |                              | MIL              | 0-0 0/0 13:17     |
| Dec 4  | Vs CAR  | 1-0 (W) 1/2 15:49 | 0-3 3/3 16:39     | INJ               |                              | MIL              | 0-0 0/1 12:42     |
| Dec 6  | @ MTL   | 0-0 0/0 19:11     | 0-0 0/0 20:44     | INJ               |                              | MIL              | 0-0 0/0 15:20     |
| Dec 8  | @ DET   | 0-1/2 22:26       | 1-0 1/1 14:51     | 0-0 1/0 9:06      |                              | MIL              | 0-0 1/1 14:17     |
| Dec 11 | Vs FLA  | 0-0 1/0 13:52     | 0-1/0 18:22       | INJ               |                              | MIL              | 0-0 0/0 14:41     |
| Dec 13 | Vs NYI  | 0-0 5/0 14:56     | 0-1/0 17:36       | INJ               |                              | MIL              | 1-0 1/1 14:08     |
| Dec 15 | Vs S.J. | 0-1/1 0 14:58     | 0-0 4/0 18:41     | INJ               |                              | MIL              | 0-0 0/0 12:54     |
| Dec 17 | @ N.J.  | 0-0 2/0 12:56     | 2-0 (W) 2/0 18:40 | INJ               |                              | MIL              | 0-0 0/0 11:49     |
| Dec 18 | Vs L.A. | 0-0 2/2 15:27     | 0-0 4/1 17:16     | INJ               |                              | MIL              | 0-0 0/1 14:28     |
| Dec 22 | @ CHI   | 0-0 3/0 16:14     | 0-1/0 18:59       | INJ               |                              | MIL              | 0-0 0/1 13:39     |
| Dec 23 | Vs OTT  | 1-0 2/1 17:59     | 0-0 1/0 9:59      | INJ               |                              | MIL              | 0-0 4/0 17:05     |
| Dec 26 | @ STL   | 0-0 5/0 17:31     | INJ               | INJ               |                              | MIL              | 0-0 2/0 15:33     |
| Dec 28 | Vs DAL  | 0-0 2/1 19:06     | INJ               | INJ               |                              | MIL              | 0-0 1/2 11:17     |
| Dec 31 | @ MIN   | 0-0 0/0 16:08     | INJ               | 0-2/12 15:50      |                              | MIL              | 0-0 0/2 18:02     |
| Jan 2  | Vs CBJ  | 0-0 1/1 15:28     | INJ               | 0-1 0/2 16:48     |                              | MIL              | 1-0 (W) 1/1 15:31 |
| Jan 5  | @ ANA   | 0-1/2 16:50       | INJ               | 0-0 1/0 19:18     |                              | MIL              | 0-0 0/1 17:41     |
| Jan 6  | @ L.A.  | 0-0 2/1 18:20     | INJ               | 0-0 2/1 18:12     |                              | MIL              | 0-0 1/0 5:53      |
| Jan 8  | @ S.J.  | 0-1/1 19:45       | INJ               | 1-0 3/0 19:07     |                              | MIL              | 0-0 0/0 14:05     |
| Jan 11 | Vs MIN  | 1-1/2 15:51       | INJ               | 0-1/0 18:15       |                              | MIL              | 0-0 1/0 9:16      |
| Jan 13 | @ FLA   | 0-0 3/2 17:13     | INJ               | 1-1/2 19:31       |                              | DND              | 0-0 2/1 16:34     |
| Jan 15 | Vs CHI  | 0-0 2/0 16:53     | 0-0 2/0 16:30     | 0-0 1/0 20:44     |                              | MIL              | 0-0 1/1 7:05      |
| Jan 16 | @ CHI   | 0-0 2/2 15:08     | 1-0 2/0 14:46     | 0-0 1/2 16:00     |                              | MIL              | 0-0 2/1 15:03     |
| Jan 18 | @ PHX   | 0-0 2/0 14:42     | 0-1/1 16:01       | 0-0 0/2 17:11     |                              | MIL              | 0-0 0/1 14:28     |
| Jan 20 | @ COL   | 0-1/1 14:08       | 0-1/1 17:23       | 1-1/3 16:39       |                              | MIL              | 0-0 1/1 14:07     |
| Jan 23 | @ EDM   | 0-0 1/0 15:50     | 0-0 2/0 20:53     | 0-0 2/1 20:43     |                              | MIL              | 0-0 2/0 16:00     |
| Jan 24 | @ CGY   | 0-0 2/1 15:38     | 0-0 2/1 20:41     | 1-0 2/1 23:09     |                              | MIL              | 0-0 1/0 14:04     |
| Jan 26 | @ VAN   | 0-0 3/1 18:27     | 0-1/1 18:56       | 0-0 4/0 16:20     |                              | MIL              | 0-0 0/2 14:54     |
| Feb 1  | Vs CGY  | 0-1 2/0 17:04     | 1-0 1/0 19:10     | 0-0 0/1 19:51     |                              | MIL              | 0-0 2/0 11:12     |
| Feb 3  | @ PHI   | 1-0 2/0 17:12     | 0-1/1 17:55       | 0-0 2/0 15:32     |                              | MIL              | 0-0 1/1 15:52     |
| Feb 5  | Vs DET  | 0-1 2/2 17:37     | 0-0 1/1 18:20     | 0-0 1/0 20:49     |                              | MIL              | 0-0 2/0 12:27     |
| Feb 7  | Vs EDM  | 0-0 5/1 14:08     | 0-0 4/1 14:43     | 0-0 2/1 14:03     | Acquired from<br>OTT, 2/7/20 | MIL              | 0-0 0/0 14:43     |
| Feb 9  | @ DET   | 0-1 0/1 15:01     | 1-0 2/1 16:51     | 1-0 (W) 21:39     |                              | MIL              | 0-0 2/0 11:48     |
| Feb 12 | Vs COL  | INJ               | 1-2 3/2 20:14     | 1-1 3/2 20:10     | 0-1 2/2 18:01                | MIL              | 0-0 2/1 10:20     |
| Feb 15 | Vs S.J. | 0-0 4/1 17:34     | 0-0 5/1 23:31     | 0-1/10 18:29      | 0-0 3/1 21:10                | MIL              | 0-0 0/0 8:56      |
| Feb 17 | Vs VAN  | 0-0 1/0 6:26      | 1-1 3/2 17:38     | 0-1/0 17:08       | 1-0 3/1 18:13                | MIL              | 1-0 (W) 3/1 14:42 |
| Feb 19 | Vs PHX  | INJ               | 0-2/1 16:53       | 0-4 3/0 18:39     | 0-1/1 17:31                  | MIL              | 0-0 0/1 16:11     |
| Feb 22 | @ CBJ   | INJ               | 0-0 2/1 17:15     | 0-0 0/0 17:50     | 0-0 1/1 20:07                | MIL              | 0-0 0/1 15:29     |
| Feb 24 | Vs CHI  | INJ               | 0-0 3/2 17:15     | 0-0 2/1 17:31     | 0-0 2/2 17:53                | MIL              | 0-0 1/0 11:46     |
| Feb 26 | @ DAL   | INJ               | 0-0 2/1 18:39     | 0-2 3/2 19:13     | 0-0 3/2 22:42                | MIL              | 0-0 2/1 17:25     |
| Feb 27 | Vs CBJ  | INJ               | 0-1 3/1 17:05     | 1-0 (W) 1/1 19:30 | 1-0 2/16 16:49               | MIL              | 0-1/0 14:16       |
| Mar 1  | @ EDM   | INJ               | 0-0 3/0 20:23     | 0-0 2/0 21:07     | 0-0 5/0 21:42                | MIL              | 0-0 1/0 12:03     |
| Mar 3  | @ VAN   | INJ               | 0-1/1 18:00       | 1-0 2/1 18:30     | 0-0 0/0 19:38                | MIL              | 0-0 2/2 16:15     |
| Mar 6  | @ CGY   | INJ               | 1-1/2 22:04       | 0-2 2/1 20:17     | 0-0 3/0 19:19                | MIL              | 0-0 0/0 12:38     |
| Mar 8  | @ S.J.  | INJ               | 0-2/1 17:21       | 0-1/3 17:33       | 0-0 4/1 19:08                | MIL              | 0-0 0/0 12:11     |
| Mar 10 | Vs MIN  | INJ               | 1-1/2 16:37       | 0-2 1/2 19:38     | 0-0 0/0 13:11                | MIL              | 2-0 4/2 18:25     |
| Mar 12 | Vs COL  | INJ               | 1-1 4/1 19:41     | 0-0 1/0 20:46     | 0-0 1/1 17:43                | MIL              | 0-0 0/1 15:16     |
| Mar 15 | Vs L.A. | INJ               | 0-0 3/1 20:38     | 0-0 3/1 21:35     | 0-0 1/1 17:47                | MIL              | 0-0 5/0 14:02     |
| Mar 17 | Vs BOS  | INJ               | 0-1/1 20:19       | 1-1/2 22:46       | 0-0 1/1 17:42                | MIL              | 0-0 2/1 17:39     |
| Mar 19 | Vs DET  | INJ               | 0-0 4/0 20:31     | 0-1/0 22:29       | 0-0 5/0 16:33                | MIL              | 0-1/1 16:22       |
| Mar 20 | @ BUF   | INJ               | 1-0 (W) 2/0 19:30 | 0-1/1 19:57       | 0-0 0/0 15:30                | MIL              | 0-0 0/0 15:30     |
| Mar 22 | Vs EDM  | INJ               | 1-0 3/2 19:08     | 1-1/5 22:42       | 0-0 3/0 14:16                | MIL              | 0-0 1/0 17:24     |
| Mar 24 | Vs ANA  | INJ               | 0-1/1 19:54       | 1-0 (W) 4/1 23:08 | 0-0 1/1 16:23                | MIL              | 1-1/20 17:22      |
| Mar 26 | Vs DAL  | INJ               | 0-0 3/1 19:48     | 2-0 4/2 23:30     | 2-0 (W) 5/2 17:26            | MIL              | 0-0 1/0 18:15     |
| Mar 29 | Vs VAN  | INJ               | 0-0 0/2 19:32     | 0-0 2/2 21:09     | 1-0 2/0 20:09                | MIL              | 0-0 0/0 13:15     |
| Mar 31 | @ COL   | INJ               | 1-1 (W) 3/0 20:15 | 0-0 2/2 21:17     | 0-1 4/0 18:29                | MIL              | 0-0 1/1 12:09     |
| Apr 2  | Vs DET  | INJ               | 1-0 4/0 19:48     | 0-0 3/1 22:24     | 0-2 1/1 21:47                | MIL              | 0-0 1/2 17:27     |
| Apr 5  | Vs ATL  | INJ               | 0-2/1 12:34       | 0-0 1/0 19:32     | 0-1 2/1 19:19                | MIL              | 0-0 0/2 11:49     |
| Apr 8  | Vs CBJ  | INJ               | INJ               | 0-1/1 18:40       | 0-1 0/3 18:41                | MIL              | 0-0 1/0 16:28     |
| Apr 9  | @ STL   | INJ               | INJ               | 0-0 2/1 17:08     | 0-0 4/1 17:10                | MIL              | 0-0 1/0 16:38     |

2010-11

## PLAYER GAME-BY-GAME

| DATE   | OPP     | LOMBARDI<br>#15 | O'REILLY<br>#16   | SUTER<br>#20      | TOOTOO<br>#22     | HALISCHUK<br>#24 | SMITHSON<br>#25 |
|--------|---------|-----------------|-------------------|-------------------|-------------------|------------------|-----------------|
| Oct 9  | vs ANA  | 0-0 5/11 16:44  | 0-0 0/1 16:43     | 0-1 5/1 22:07     | 0-1 2/1 9:18      | MIL              | 0-0 1/0 15:20   |
| Oct 13 | @ CHI   | 0-0 1/0 12:35   | 0-1 2/1 26:49     | 0-1 2/1 26:49     | 0-0 3/0 10:59     | MIL              | 0-0 1/0 13:07   |
| Oct 14 | vs STL  | INJ             | 0-0 3/1 16:31     | 0-1 0/0 24:59     | 0-0 0/0 8:32      | MIL              | 0-0 1/1 14:50   |
| Oct 16 | vs WSH  | INJ             | 0-0 0/1 22:07     | 0-0 0/1 24:29     | 1-0 5/1 14:31     | MIL              | 0-0 2/0 12:20   |
| Oct 19 | vs CGY  | INJ             | 0-0 1/0 19:15     | 0-0 0/0 1:16      | 0-0 0/0 14:18     | MIL              | 0-0 3/0 12:33   |
| Oct 21 | vs PIT  | INJ             | 0-0 0/2 16:27     | INJ               | 0-1 1/1 12:37     | MIL              | 0-0 1/1 13:12   |
| Oct 23 | @ DAL   | INJ             | 1-0 (W) 2/1 17:39 | INJ               | 0-0 1/0 14:21     | MIL              | 0-0 0/0 12:49   |
| Oct 24 | @ T.B.  | INJ             | 0-1 2/0 13:48     | INJ               | 0-1 0/1 11:45     | MIL              | 0-1 1/1 15:32   |
| Oct 28 | vs STL  | INJ             | 0-0 1/1 16:49     | INJ               | 0-0 3/0 11:40     | MIL              | 0-0 1/0 13:36   |
| Oct 30 | @ DET   | INJ             | 0-0 0/0 15:46     | INJ               | INJ               | MIL              | 0-0 2/0 13:00   |
| Nov 3  | @ PHX   | INJ             | 0-1 3/1 16:54     | INJ               | 0-2 2/2 15:29     | MIL              | 0-0 2/1 11:46   |
| Nov 6  | @ L.A.  | INJ             | 0-1 0/0 18:06     | INJ               | 0-0 0/2 12:28     | MIL              | 0-0 1/1 15:25   |
| Nov 7  | @ ANA   | INJ             | 1-1 1/3 17:02     | INJ               | 0-0 1/0 10:01     | MIL              | 0-0 0/1 17:28   |
| Nov 11 | @ STL   | INJ             | 1-0 1/0 19:28     | INJ               | 0-0 1/0 12:54     | MIL              | 0-0 0/0 10:56   |
| Nov 13 | vs CHI  | INJ             | 0-0 3/1 21:10     | 0-0 2/1 22:06     | 0-0 1/1 19:34     | MIL              | 0-0 0/1 11:44   |
| Nov 16 | @ TOR   | INJ             | 0-0 4/0 18:40     | 0-1 2/1 23:15     | 1-0 3/2 10:55     | MIL              | 0-0 0/1 9:54    |
| Nov 18 | @ MTL   | INJ             | 1-0 1/1 17:52     | 0-0 1/1 24:47     | 0-0 1/0 11:04     | MIL              | 0-0 1/0 14:39   |
| Nov 20 | @ CAR   | INJ             | 0-0 1/0 20:56     | INJ               | 0-1 1/1 12:18     | MIL              | 1-0 3/1 12:18   |
| Nov 22 | @ CBJ   | INJ             | 0-0 1/1 19:16     | INJ               | 0-0 0/2 1:56      | MIL              | 0-0 0/1 13:11   |
| Nov 24 | vs STL  | INJ             | 0-0 0/0 17:51     | 0-0 1/1 26:31     | 0-0 1/0 11:59     | MIL              | 1-0 2/0 15:27   |
| Nov 26 | @ MIN   | INJ             | 0-0 0/2 17:56     | 0-1 1/2 23:01     | 0-0 0/0 9:30      | MIL              | 0-0 2/1 14:29   |
| Nov 27 | vs NYR  | INJ             | 0-0 3/0 20:16     | 0-0 3/1 17:52     | 0-0 1/0 12:37     | MIL              | 0-0 1/0 17:28   |
| Nov 30 | vs PHX  | INJ             | 1-0 1/0 17:31     | 0-1 3/1 27:23     | 1-0 1/1 13:14     | MIL              | 0-1 1/1 16:44   |
| Dec 1  | @ CBJ   | INJ             | 0-1 1/1 18:42     | 0-0 2/1 23:43     | 0-0 2/0 11:08     | Dec 1            | 0-0 1/0 17:43   |
| Dec 4  | vs CAR  | INJ             | 1-0 1/2 18:51     | 0-0 2/2 23:26     | 0-0 3/0 13:10     | Dec 4            | 1-0 2/1 10:32   |
| Dec 6  | @ ATL   | INJ             | 0-1 2/2 16:11     | 0-0 5/1 28:36     | 0-0 0/1 8:59      | Dec 6            | 1-0 2/1 14:52   |
| Dec 8  | @ DET   | INJ             | 0-1 1/0 15:39     | 0-0 2/2 25:15     | 0-0 0/1 17:39     | Dec 8            | 0-0 0/1 14:52   |
| Dec 11 | vs FLA  | INJ             | 0-0 0/1 16:57     | 1-1 (W) 3/2 21:55 | 0-0 2/1 12:02     | Dec 11           | 0-1 0/1 13:07   |
| Dec 13 | vs NYI  | INJ             | 0-0 0/1 15:41     | 0-1 0/1 19:47     | 0-0 1/0 11:52     | Dec 13           | 1-0 3/1 17:50   |
| Dec 15 | vs S.J. | INJ             | 0-0 2/1 15:02     | 0-1 3/1 25:27     | 1-0 3/1 16:23     | Dec 15           | 0-0 1/0 15:29   |
| Dec 17 | @ N.J.  | INJ             | 0-0 0/1 13:50     | 0-2 1/1 28:19     | 0-0 1/0 12:38     | Dec 17           | 0-0 2/0 16:45   |
| Dec 18 | vs L.A. | INJ             | 0-0 1/0 18:08     | 0-1 2/0 23:29     | 0-0 3/1 12:44     | Dec 18           | 0-0 0/1 14:12   |
| Dec 22 | @ CHI   | INJ             | 0-0 2/2 16:39     | 0-1 1/1 26:48     | DND               | Dec 22           | 0-0 0/2 15:56   |
| Dec 23 | vs OTT  | INJ             | 0-0 0/1 17:02     | 0-0 0/0 27:17     | 0-0 1/0 12:49     | Dec 23           | 0-0 1/0 13:49   |
| Dec 26 | @ STL   | INJ             | 0-0 2/2 16:42     | 0-0 0/1 25:51     | 0-0 3/0 14:52     | Dec 26           | 0-0 2/0 14:47   |
| Dec 28 | vs DAL  | INJ             | 0-0 0/0 16:01     | 0-0 3/0 27:09     | INJ               | Dec 28           | 0-1 0/1 16:10   |
| Dec 31 | @ MIN   | INJ             | 0-0 2/1 10:12     | 0-0 0/2 25:11     | INJ               | Dec 31           | 0-0 1/2 18:28   |
| Jan 2  | vs CBJ  | INJ             | 0-0 0/0 10:18     | 0-1 0/2 23:52     | INJ               | Jan 2            | 0-1 1/1 16:16   |
| Jan 5  | @ ANA   | INJ             | INJ               | 0-1 1/4 24:57     | INJ               | Jan 5            | 1-0 3/1 18:05   |
| Jan 6  | @ L.A.  | INJ             | INJ               | 0-2 1/0 25:55     | INJ               | Jan 6            | 0-0 1/0 17:24   |
| Jan 8  | @ S.J.  | INJ             | INJ               | 0-1 0/1 26:54     | INJ               | Jan 8            | 0-0 3/0 18:08   |
| Jan 11 | vs MIN  | INJ             | INJ               | 0-0 0/2 20:46     | INJ               | Jan 11           | 0-1 4/1 18:55   |
| Jan 13 | @ FLA   | INJ             | INJ               | 0-1 2/2 26:33     | INJ               | Jan 13           | 0-0 3/1 17:03   |
| Jan 15 | vs CHI  | INJ             | INJ               | 0-1 1/2 29:23     | INJ               | Jan 15           | 0-0 3/2 20:14   |
| Jan 16 | @ CHI   | INJ             | INJ               | 0-1 1/3 32:43     | INJ               | Jan 16           | 0-0 1/2 15:36   |
| Jan 18 | @ PHX   | INJ             | INJ               | 0-0 1/1 23:44     | INJ               | Jan 18           | 0-0 1/2 15:47   |
| Jan 20 | @ COL   | INJ             | INJ               | 0-0 1/1 23:44     | INJ               | Jan 20           | 0-0 1/2 15:47   |
| Jan 23 | @ EDM   | INJ             | INJ               | 0-0 1/0 29:35     | INJ               | Jan 23           | 0-0 1/0 16:39   |
| Jan 24 | @ CGY   | INJ             | INJ               | 0-0 1/1 26:23     | INJ               | Jan 24           | 0-0 1/1 16:52   |
| Jan 26 | @ VAN   | INJ             | INJ               | 0-0 0/0 26:01     | INJ               | Jan 26           | 0-0 2/0 14:27   |
| Feb 1  | vs CGY  | INJ             | INJ               | 0-0 4/1 26:30     | INJ               | Feb 1            | 0-0 3/0 13:20   |
| Feb 3  | @ PHI   | INJ             | INJ               | 0-0 1/1 26:04     | INJ               | Feb 3            | 1-0 5/1 15:20   |
| Feb 5  | vs DET  | INJ             | INJ               | 0-2 1/1 25:52     | INJ               | Feb 5            | 0-0 2/1 15:54   |
| Feb 7  | vs EDM  | INJ             | INJ               | 0-0 2/0 23:24     | INJ               | Feb 7            | 0-0 5/0 17:22   |
| Feb 9  | @ DET   | INJ             | INJ               | 0-1 2/1 24:28     | INJ               | Feb 9            | 0-0 1/1 13:34   |
| Feb 12 | vs COL  | INJ             | INJ               | 0-1 3/0 24:04     | INJ               | Feb 12           | 0-0 1/2 16:07   |
| Feb 15 | vs S.J. | INJ             | INJ               | 0-0 3/1 17:58     | INJ               | Feb 15           | 0-0 1/2 15:36   |
| Feb 17 | vs VAN  | INJ             | INJ               | 0-0 2/2 22:29     | INJ               | Feb 17           | 0-0 1/2 15:47   |
| Feb 19 | vs PHX  | INJ             | INJ               | 0-0 2/1 18:01     | 0-0 1/1 10:03     | Feb 19           | 0-0 1/2 15:47   |
| Feb 22 | @ CBJ   | INJ             | INJ               | INJ               | 0-0 2/0 10:51     | Feb 22           | 0-0 1/2 15:47   |
| Feb 24 | vs CHI  | INJ             | INJ               | 0-0 2/0 25:10     | 0-0 0/0 10:29     | Feb 24           | 0-0 1/2 15:47   |
| Feb 26 | @ DAL   | INJ             | INJ               | 1-0 3/1 28:02     | DND               | Feb 26           | 0-0 1/2 15:47   |
| Feb 27 | vs CBJ  | INJ             | INJ               | 0-1 1/0 25:56     | 0-0 2/0 9:41      | Feb 27           | 0-0 1/2 15:47   |
| Mar 1  | @ EDM   | INJ             | INJ               | 0-1 2/1 28:43     | 0-0 3/0 8:24      | Mar 1            | 0-0 1/2 15:47   |
| Mar 3  | @ VAN   | INJ             | INJ               | 0-0 2/2 28:28     | 0-1 3/1 14:03     | Mar 3            | 0-0 1/2 15:47   |
| Mar 6  | @ CGY   | INJ             | INJ               | 1-0 1/0 25:46     | 0-0 1/0 11:35     | Mar 6            | 0-0 1/2 15:47   |
| Mar 8  | @ S.J.  | INJ             | INJ               | 0-0 3/2 30:37     | 0-0 1/0 8:13      | Mar 8            | 0-0 1/2 15:47   |
| Mar 10 | vs MIN  | INJ             | INJ               | 0-0 1/3 23:44     | 0-0 1/0 10:51     | Mar 10           | 0-0 1/2 15:47   |
| Mar 12 | vs COL  | INJ             | INJ               | 0-0 0/1 27:18     | 0-0 1/0 8:51      | Mar 12           | 0-0 1/2 15:47   |
| Mar 15 | vs L.A. | INJ             | INJ               | 0-0 3/1 25:08     | 0-0 1/0 14:16     | Mar 15           | 0-0 1/2 15:47   |
| Mar 17 | vs BOS  | INJ             | INJ               | 0-2 1/1 26:24     | 0-0 3/1 15:22     | Mar 17           | 0-0 1/2 15:47   |
| Mar 19 | vs DET  | INJ             | INJ               | 0-1 3/1 24:22     | 0-0 3/0 9:43      | Mar 19           | 0-0 1/2 15:47   |
| Mar 20 | @ BUF   | INJ             | INJ               | 0-1 3/0 24:27     | 0-0 1/1 12:22     | Mar 20           | 0-0 1/2 15:47   |
| Mar 22 | vs EDM  | INJ             | INJ               | 0-2 2/1 23:13     | 0-0 0/0 14:01     | Mar 22           | 0-0 1/2 15:47   |
| Mar 24 | vs ANA  | INJ             | INJ               | 0-0 2/1 27:21     | 1-1 3/1 11:07     | Mar 24           | 0-0 1/2 15:47   |
| Mar 26 | vs DAL  | INJ             | INJ               | 0-1 2/1 24:31     | 0-0 2/0 15:32     | Mar 26           | 0-0 1/2 15:47   |
| Mar 29 | vs VAN  | INJ             | INJ               | 0-0 2/3 27:17     | 0-0 5/0 9:02      | Mar 29           | 0-0 1/2 15:47   |
| Mar 31 | @ COL   | INJ             | INJ               | 0-0 0/0 26:34     | 1-0 2/1 9:08      | Mar 31           | 0-0 1/2 15:47   |
| Apr 2  | vs DET  | INJ             | INJ               | 1-1 3/2 29:38     | INJ               | Apr 2            | 0-0 1/2 15:47   |
| Apr 5  | vs ATL  | INJ             | INJ               | 0-0 2/2 22:43     | 2-1 (W) 3/3 14:35 | Apr 5            | 0-0 1/2 15:47   |
| Apr 8  | vs CBJ  | INJ             | INJ               | 0-0 1/0 21:16     | 1-0 1/1 14:41     | Apr 8            | 0-0 1/2 15:47   |
| Apr 9  | @ STL   | INJ             | INJ               | 0-0 0/0 25:11     | 0-0 0/0 13:55     | Apr 9            | 0-0 1/2 15:47   |

2010-11

## PLAYER GAME-BY-GAME

| DATE   | OPP     | SULLIVAN<br>#26 | HORNVOIST<br>#27  | BEGIN<br>#28  | WARD<br>#29       | LAAKSO<br>#32 | WILSON<br>#33     |
|--------|---------|-----------------|-------------------|---------------|-------------------|---------------|-------------------|
| Oct 9  | vs ANA  | 1-1 (W) 6/16:26 | 1-0 5/1 15:44     | MIL           | 0-1 0/0 15:35     | MIL           | 0-0 4/0 12:26     |
| Oct 13 | @ CHI   | 1-0 4/0 19:20   | 0-0 2/1 18:19     | MIL           | 1-0 (W) 2/0 18:46 | MIL           | 1-0 1/1 13:24     |
| Oct 14 | vs STL  | 2-0 4/1 17:31   | 1-1 (W) 3/1 14:44 | MIL           | 0-0 4/0 17:58     | MIL           | 0-1 0/1 12:56     |
| Oct 16 | vs WSH  | 0-0 4/1 22:57   | 0-0 2/1 19:25     | MIL           | 0-0 4/0 19:59     | MIL           | 0-1 0/1 10:25     |
| Oct 19 | vs CGY  | 0-0 1/0 17:55   | 0-0 4/0 18:29     | MIL           | 0-0 1/0 17:44     | MIL           | 0-0 3/0 13:29     |
| Oct 21 | vs PIT  | 0-0 2/1 19:27   | 1-0 1/1 14:49     | MIL           | 0-1 1/1 14:49     | MIL           | 0-1 1/1 10:10     |
| Oct 23 | @ DAL   | 0-1 2/1 19:43   | 0-0 5/1 18:52     | MIL           | 0-0 0/0 19:24     | 0-0 0/0 2:43  | 0-0 1/0 14:43     |
| Oct 24 | @ T.B.  | 0-0 0/0 17:37   | 0-0 2/0 12:03     | MIL           | 0-0 3/1 17:33     | DND           | 1-0 (W) 4/1 12:21 |
| Oct 28 | vs STL  | 0-0 1/1 16:47   | 0-0 6/1 15:30     | MIL           | 0-0 3/0 15:42     | MIL           | 0-0 0/0 12:05     |
| Oct 30 | @ DET   | 0-1 2/0 18:10   | 0-0 2/1 16:22     | MIL           | 1-0 3/1 17:08     | MIL           | 0-0 1/0 9:48      |
| Nov 3  | @ PHX   | 0-0 2/1 16:05   | 1-0 3/1 17:07     | MIL           | 0-0 2/0 17:35     | MIL           | 0-1 3/0 18:40     |
| Nov 6  | @ L.A.  | 0-0 3/0 18:09   | 0-0 5/1 16:26     | MIL           | 0-0 0/1 14:36     | MIL           | 0-0 2/0 15:07     |
| Nov 7  | @ ANA   | 1-0 3/3 15:54   | 1-1 4/1 16:22     | MIL           | 0-0 0/2 20:20     | MIL           | 0-0 1/1 14:44     |
| Nov 11 | @ STL   | 0-0 3/0 19:21   | 0-1 3/0 18:33     | MIL           | 0-0 0/0 17:03     | MIL           | 0-0 0/0 10:12     |
| Nov 13 | vs CHI  | 0-1 1/1 19:16   | 0-0 2/1 19:26     | MIL           | 0-0 1/1 18:32     | MIL           | 0-0 1/1 11:30     |
| Nov 16 | @ TOR   | 0-0 3/0 16:52   | 0-0 2/0 19:14     | MIL           | 0-1 1/0 13:37     | MIL           | 0-0 1/0 11:03     |
| Nov 18 | @ MTL   | 0-1 5/1 18:51   | 0-1 6/0 16:54     | MIL           | 0-0 1/0 15:24     | MIL           | 0-0 0/0 10:42     |
| Nov 20 | @ CAR   | 0-0 1/0 18:18   | 0-0 4/0 17:40     | MIL           | 0-1 1/1 17:38     | MIL           | 0-0 0/1 9:43      |
| Nov 22 | @ CBJ   | 0-0 0/0 17:36   | 0-0 5/0 16:58     | MIL           | 0-0 1/1 14:17     | MIL           | 0-0 0/0 11:11     |
| Nov 24 | vs STL  | 0-0 4/0 17:21   | 0-0 5/0 16:48     | MIL           | 0-0 1/0 17:34     | MIL           | 0-0 0/0 9:54      |
| Nov 26 | @ MIN   | 1-0 5/1 18:19   | 0-2 1/1 18:07     | MIL           | 0-0 3/1 14:33     | MIL           | 0-1 1/1 12:31     |
| Nov 27 | vs NYR  | 0-0 1/0 17:46   | 0-0 3/0 17:06     | MIL           | 0-0 0/0 17:06     | MIL           | 1-0 2/1 12:36     |
| Nov 30 | vs PHX  | 0-2 1/0 16:17   | 0-1 2/0 12:52     | MIL           | 0-0 2/1 14:51     | MIL           | 0-0 1/0 14:40     |
| Dec 1  | @ CBJ   | 0-0 0/2 17:43   | 0-0 2/0 15:53     | MIL           | 0-0 2/0 15:53     | MIL           | 1-0 2/1 17:39     |
| Dec 4  | vs CAR  | 1-0 3/1 17:02   | 1-0 2/1 16:14     | MIL           | 0-0 1/0 16:37     | MIL           | 0-0 4/0 16:03     |
| Dec 6  | @ ATL   | 1-0 2/1 16:34   | 0-0 5/0 12:40     | MIL           | 0-0 2/2 15:15     | MIL           | 1-1 2/1 15:18     |
| Dec 8  | @ DET   | 0-1 0/1 14:52   | 0-0 1/0 9:55      | MIL           | 0-1 0/1 14:52     | MIL           | 1-0 3/0 16:43     |
| Dec 11 | vs FLA  | 0-0 1/0 15:21   | 0-0 6/0 13:38     | MIL           | 1-0 2/1 15:24     | MIL           | 0-0 0/0 13:28     |
| Dec 13 | vs NYI  | 0-1 1/1 13:04   | 2-0 3/2 13:39     | MIL           | 0-0 0/1 14:37     | MIL           | 0-0 0/0 13:22     |
| Dec 15 | vs S.J. | 0-1 1/1 17:58   | INJ               | 0-0 2/1 17:28 | 0-0 2/1 17:28     | MIL           | 1-0 (W) 3/1 15:03 |
| Dec 17 | @ N.J.  | 1-0 1/1 15:50   | INJ               | 0-0 0/0 7:47  | 0-0 3/0 17:20     | MIL           | 0-0 3/1 15:53     |
| Dec 18 | vs L.A. | 1-0 3/0 9:52    | INJ               | 0-0 2/1 14:32 | 0-0 2/1 14:32     | MIL           | 0-1 0/0 17:02     |
| Dec 22 | @ CHI   | 0-0 0/2 15:56   | 0-0 6/2 17:29     | MIL           | 0-0 4/0 14:14     | MIL           | 0-0 0/1 13:58     |
| Dec 23 | vs OTT  | 0-0 0/1 14:00   | 0-0 3/0 15:45     | MIL           | 0-0 0/0 16:29     | MIL           | 0-0 0/0 13:29     |
| Dec 26 | @ STL   | INJ             | 0-0 2/2 14:57     | MIL           | 0-0 1/0 12:29     | MIL           | 0-0 2/1 14:06     |
| Dec 28 | vs DAL  | INJ             | 0-0 1/0 19:06     | MIL           | 0-1 1/1 16:42     | MIL           | 2-0 4/1 18:20     |
| Dec 31 | @ MIN   | INJ             | 1-0 (W) 4/1 10:35 | MIL           | 0-0 2/0 17:40     | MIL           | 0-0 2/0 12:57     |
| Jan 2  | vs CBJ  | INJ             | 1-1 5/1 16:16     | MIL           | 0-1 1/1 15:33     | MIL           | 0-2 0/2 16:23     |
| Jan 5  | @ ANA   | INJ             | 1-1 (W) 4/2 18:24 | MIL           | 0-0 1/0 18:43     | MIL           | 0-0 3/0 14:02     |
| Jan 6  | @ L.A.  | INJ             | 2-0 (W) 5/0 21:20 | MIL           | 0-0 3/0 18:46     | MIL           | 1-0 2/1 17:09     |
| Jan 8  | @ S.J.  | INJ             | 0-1 4/1 18:55     | MIL           | 0-0 1/0 19:39     | MIL           | 0-0 1/0 15:44     |
| Jan 11 | vs MIN  | INJ             | 0-0 3/1 17:03     | MIL           | 1-1 (W) 5/1 15:09 | MIL           | 0-0 0/1 15:09     |
| Jan 13 | @ FLA   | INJ             | 0-0 3/2 20:14     | MIL           | 0-0 2/1 16:12     | MIL           | 1-0 1/2 16:33     |
| Jan 15 | vs CHI  | INJ             | 0-0 1/0 16:07     | MIL           | 0-2 2/2 19:40     | MIL           | 0-0 0/0 18:08     |
| Jan 16 | @ CHI   | INJ             | 0-0 2/2 15:36     | MIL           | 0-0 0/1 16:24     | MIL           | 0-0 1/2 15:47     |
| Jan 18 | @ PHX   | INJ             | 2-0 4/2 14:26     | MIL           | 0-1 3/0 16:29     | MIL           | 0-0 0/2 14:15     |
| Jan 20 | @ COL   | INJ             | 0-2 2/3 15:33     | MIL           | 0-0 1/0 16:04     | MIL           | 1-0 3/3 14:49     |
| Jan 23 | @ EDM   | INJ             | 0-0 1/1 19:11     | MIL           | 1-0 1/1 18:21     | MIL           | 0-0 1/1 16:52     |
| Jan 24 | @ CGY   | INJ             | 0-0 2/0 14:27     | MIL           | 0-1 3/1 18:17     | MIL           | 0-1 2/1 15:25     |
| Jan 26 | vs VAN  | INJ             | 0-0 3/2 17:31     | MIL           | 0-0 3/2 17:31     | MIL           | 0-0 2/0 13:36     |
| Feb 1  | vs CGY  | INJ             | 1-0 5/1 15:10     | MIL           | 0-0 1/0 18:06     | MIL           | 0-0 0/1 15:34     |
| Feb 3  | @ PHI   | INJ             | 0-0 2/1 15:24     | MIL           | 1-0 1/1 16:07     | MIL           | 0-1 1/1 14:29     |
| Feb 5  | vs DET  | 0-0 1/0 19:04   | 0-0 5/0 17:22     | MIL           | 0-0 5/0 16:05     | MIL           | 0-1 2/0 17:10     |
| Feb 7  | vs EDM  | 0-0 1/1 17:34   | 0-0 1/2 16:31     | MIL           | 0-0 3/1 15:18     | MIL           | 0-0 1/1 14:38     |
| Feb 9  | @ BUF   | 0-0 1/0 15:00   | 0-1 5/1 16:27     | MIL           | 0-0 1/1 16:27     | MIL           | 0-0 0/0 14:43     |
| Feb 12 | vs COL  | 0-1 1/0 14:32   | 1-1 1/2 17:13     | MIL           | 0-0 2/1 17:14     | MIL           | 0-0 3/1 15:59     |
| Feb 15 | vs S.J. | 0-1 4/0 13:30   | 0-0 1/0 12:30     | MIL           | 0-0 0/0 19:16     | MIL           | 0-0 2/0 17:24     |
| Feb 17 | vs VAN  | 0-0 1/0 17:56   | 0-1 5/1 13:56     | MIL           | 0-0 2/0 15:59     | MIL           | 0-0 0/0 11:03     |
| Feb 19 | vs PHX  | 0-0 0/0 11:48   | 0-1 2/0 14:35     | MIL           | 0-0 3/0 13:51     | MIL           | 0-0 2/0 14:17     |
| Feb 22 | @ CBJ   | 0-0 1/0 13:51   | 0-0 2/0 16:41     | MIL           | 0-0 1/1 13:22     | MIL           | 0-0 2/0 12:10     |
| Feb 24 | vs CHI  | 0-0 0/1 13:54   | 0-0 4/2 16:35     | MIL           | 0-0 5/0 16:27     | MIL           | 0-0 1/0 16:25     |
| Feb 26 | @ DAL   | INJ             | 0-0 2/2 16:48     | MIL           | 0-0 1/1 15:49     | MIL           | 1-1 2/2 17:20     |
| Feb 27 | vs CBJ  | INJ             | 0-0 6/0 16:01     | MIL           | 0-1 1/1 12:58     | MIL           | 0-0 0/0 14:25     |
| Mar 1  | @ EDM   | INJ             | 0-0 3/0 14:41     | MIL           | 0-0 2/0 18:29     | MIL           | 0-0 2/0 15:02     |
| Mar 3  | @ VAN   | INJ             | 1-0 1/1 17:28     | MIL           | 0-1 1/1 17:28     | MIL           | 0-0 0/0 7:58      |
| Mar 6  | @ CGY   | INJ             | 0-0 2/0 18:53     | MIL           | 0-0 1/2 18:28     | MIL           | 0-0 0/1 8:58      |
| Mar 8  | @ S.J.  | INJ             | 0-0 2/0 10:38     | MIL           | 1-0 4/1 21:20     | MIL           | 0-0 0/0 16:08     |
| Mar 10 | vs MIN  | INJ             | 0-0 1/0 15:31     | MIL           | 1-1 (W) 6/2 18:07 | DND           | 0-0 2/0 11:27     |
| Mar 12 | vs COL  | INJ             | 0-0 2/1 12:54     | MIL           | 1-1 (W) 3/1 20:08 | MIL           | 0-0 1/1 7:39      |
| Mar 15 | vs L.A. | INJ             | 0-0 0/2 15:24     | MIL           | INJ               | MIL           | 0-0 2/0 15:52     |
| Mar 17 | vs BOS  | INJ             | 0-0 0/0 4:32      | MIL           | INJ               | MIL           | 1-1 1/1 14:00     |
| Mar 19 | vs DET  | INJ             | 0-2 2/1 12:20     | MIL           | 0-0 2/0 20:57     | MIL           | 0-0 3/0 10:12     |
| Mar 20 | @ BUF   | INJ             | 0-0 3/0 12:55     | MIL           | 0-0 1/0 18:39     | MIL           | 0-0 1/1 8:39      |
| Mar 22 | vs EDM  | INJ             | 1-0 (W) 3/1 11:04 | MIL           | 0-1 4/1 18:25     | MIL           | 0-0 0/0 9:30      |
| Mar 24 | vs DAL  | INJ             | 0-2 1/2 14:41     | MIL           | 0-1 2/1 18:46     | MIL           | 0-0 0/0 4:43      |
| Mar 26 | vs ANA  | INJ             | 0-2 3/2 12:44     | MIL           | 0-0 2/2 17:16     | MIL           | 0-0 0/1 6:38      |
| Mar 29 | vs VAN  | INJ             | 0-0 1/0 17:47     | MIL           | 0-0 2/2 18:55     | MIL           | 0-0 0/0 7:25      |
| Mar 31 | @ COL   | INJ             | 0-0 4/1 18:21     | MIL           | 0-0 1/1 20:27     | MIL           | 1-0 1/1 9:27      |
| Apr 2  | vs DET  | INJ             | 0-1 6/0 19:10     | MIL           | 0-0 3/0 19:22     | MIL           | 0-0 0/0 17:28     |
| Apr 5  | vs ATL  | INJ             | 0-3 1/1 19:28     | MIL           | 0-0 1/1 19:28     | MIL           | 0-0 0/1 10:33     |
| Apr 8  | vs CBJ  | 0-0 0/0 10:05   | 2-1 9/2 17:30     | MIL           | 0-0 2/0 17:40     | MIL           | 0-0 0/0 10:01     |
| Apr 9  | @ STL   | INJ             | 0-0 6/1 17:43     | MIL           | 0-0 1/1 14:55     | MIL           | 0-0 0/0 10:01     |



2010-11

## PLAYER GAME-BY-GAME

| DATE   | OPP     | SVATOS<br>#40                   | BOUILLON<br>#51 | SULZER<br>#52       | MUELLER<br>#53 | O'BRIEN<br>#55 | KLASEN<br>#58 |
|--------|---------|---------------------------------|-----------------|---------------------|----------------|----------------|---------------|
| Oct 9  | vs ANA  | 0-0 1/0 15:35                   | DND             |                     | MIL            | 0-0 1/1 14:39  | MIL           |
| Oct 13 | @ CHI   | 0-0 1/0 21:18                   | DND             |                     | MIL            | 0-0 0/0 12:28  | MIL           |
| Oct 14 | vs STL  | 0-0 1/0 19:37                   | DND             |                     | MIL            | 0-0 0/0 14:09  | MIL           |
| Oct 16 | vs WSH  | 0-0 0/0 23:38                   | DND             |                     | MIL            | 0-0 1/0 12:18  | MIL           |
| Oct 19 | vs CGY  | 0-0 5/0 26:51                   | DND             |                     | MIL            | 0-0 0/0 23:49  | MIL           |
| Oct 21 | vs PIT  | 0-1 0/1 24:35                   | 0-0 0/0 18:23   |                     | MIL            | 0-0 0/1 21:41  | MIL           |
| Oct 23 | @ DAL   | 0-0 1/1 23:05                   | 0-0 3/0 19:31   |                     | MIL            | 0-0 0/0 19:06  | MIL           |
| Oct 24 | @ T.B.  | 0-1 2/0 24:02                   | 0-0 1/2 15:31   |                     | MIL            | 0-0 0/1 21:41  | MIL           |
| Oct 28 | vs STL  | 0-0 0/2 13:38                   | 0-0 0/1 22:49   |                     | MIL            | 0-0 1/0 19:34  | MIL           |
| Oct 30 | @ DET   |                                 | 0-0 2/3 28:18   |                     | MIL            | 0-0 0/1 21:55  | 0-0 0/1 6:22  |
| Nov 3  | @ PHX   | 1-0 1/1 21:41                   | 0-0 0/0 14:19   |                     | MIL            | 0-0 0/1 18:29  | MIL           |
| Nov 6  | @ L.A.  | 0-0 1/0 19:28                   | 0-0 0/1 17:44   |                     | MIL            | 1-0 1/2 19:09  | MIL           |
| Nov 7  | @ ANA   | 0-0 2/1 25:50                   | 0-0 0/2 13:20   |                     | MIL            | 0-0 0/1 17:36  | MIL           |
| Nov 11 | @ STL   | 0-1 2/0 24:13                   | 0-0 0/1 21:02   |                     | MIL            | 0-1 0/1 18:48  | MIL           |
| Nov 13 | vs CHI  | 0-1 0/2 25:13                   | DND             |                     | MIL            | 1-0 2/0 18:19  | MIL           |
| Nov 16 | @ TOR   | 0-0 0/1 20:20                   | DND             |                     | MIL            | 0-0 0/1 16:43  | MIL           |
| Nov 18 | @ MTL   | 0-2 3/2 22:20                   | DND             |                     | MIL            | 0-0 1/0 13:17  | MIL           |
| Nov 20 | @ CAR   | 0-0 0/1 23:33                   | 0-0 0/0 22:05   |                     | MIL            | 0-0 1/1 19:05  | MIL           |
| Nov 22 | @ CBJ   | 0-0 2/1 25:41                   | 0-0 3/0 17:22   |                     | MIL            | 0-0 1/1 17:19  | MIL           |
| Nov 24 | vs STL  | 0-0 1/1 21:02                   | DND             |                     | MIL            | 0-0 0/0 16:37  | MIL           |
| Nov 26 | @ MIN   | 0-0 1/3 18:59                   | 0-0 3/1 18:04   |                     | MIL            | 0-0 0/2 20:01  | MIL           |
| Nov 30 | vs NYR  | 0-1 0/1 19:14                   | DND             |                     | MIL            | 0-0 2/0 15:59  | MIL           |
| Nov 30 | vs PHX  | 0-0 0/0 19:49                   | DND             |                     | MIL            | 0-0 0/0 10:09  | MIL           |
| Dec 1  | @ CBJ   | 0-0 0/3 23:26                   | DND             |                     | MIL            | 0-0 0/0 14:33  | MIL           |
| Dec 4  | vs CAR  | 0-0 1/0 20:30                   | DND             |                     | MIL            | 0-1 2/1 16:47  | MIL           |
| Dec 6  | @ ATL   | 0-0 1/0 22:22                   | DND             |                     | MIL            | 0-0 2/0 16:56  | MIL           |
| Dec 8  | @ DET   | 0-0 1/1 18:16                   | DND             |                     | MIL            | 0-0 1/1 19:19  | MIL           |
| Dec 11 | vs FLA  | 0-1 0/0 17:58                   | DND             |                     | MIL            | 0-0 1/0 17:05  | MIL           |
| Dec 13 | vs NYI  | 0-0 2/1 20:52                   | DND             |                     | MIL            | 0-1 0/1 17:05  | MIL           |
| Dec 15 | vs S.J. | 0-0 1/0 19:53                   | DND             |                     | MIL            | 0-0 1/0 13:10  | MIL           |
| Dec 17 | @ N.J.  | 0-0 0/0 17:16                   | 0-0 2/0 12:03   |                     | MIL            | 0-0 0/0 16:25  | MIL           |
| Dec 18 | vs L.A. | 0-0 4/1 18:16                   | 0-0 0/3 14:25   |                     | MIL            | 0-0 0/3 17:10  | MIL           |
| Dec 22 | @ CHI   | 0-0 3/1 18:51                   | DND             |                     | MIL            | 0-0 0/1 15:18  | MIL           |
| Dec 23 | vs OTT  | 0-0 0/0 17:23                   | DND             |                     | MIL            | 0-0 1/0 14:30  | MIL           |
| Dec 26 | @ STL   | 0-0 0/0 21:10                   | DND             |                     | MIL            | 0-0 0/1 14:58  | 0-0 1/0 16:21 |
| Dec 28 | vs DAL  | 0-0 1/2 17:23                   | DND             | 0-0 0/1 13:17       | MIL            | 0-0 1/1 12:33  | 0-0 2/1 14:48 |
| Dec 31 | @ MIN   | 0-0 1/0 17:55                   | DND             | DND                 | MIL            | 0-1 0/1 17:29  | 0-0 1/1 14:02 |
| Jan 2  | vs CBJ  | 0-0 2/1 11:42                   | DND             | DND                 | MIL            | 0-0 1/0 17:55  | DND           |
| Jan 5  | @ ANA   | 0-0 1/0 11:41                   | DND             | 0-0 2/0 8:28        | MIL            | 0-0 0/0 16:45  | DND           |
| Jan 6  | @ L.A.  | 1-0 2/1 13:51                   | DND             | 0-0 0/0 10:59       | MIL            | 0-1 0/1 17:40  | DND           |
| Jan 8  | @ S.J.  | 0-0 2/0 12:07                   | DND             | 0-0 1/0 8:36        | MIL            | 0-0 2/0 16:58  | MIL           |
| Jan 11 | vs MIN  | 0-1 0/0 13:24                   | DND             | 0-0 0/0 9:17        | MIL            | 0-0 0/0 17:13  | MIL           |
| Jan 13 | @ FLA   | 0-1 4/2 13:40                   | DND             | 0-0 0/2 20:12       | MIL            | 0-0 1/0 7:45   | MIL           |
| Jan 15 | vs CHI  | 0-0 1/1 23:16                   | DND             | 0-0 0/0 12:21       | MIL            | 0-0 1/1 8:46   | SUS           |
| Jan 16 | @ CHI   | 0-0 0/1 22:28                   | DND             | 0-1 0/0 8:47        | MIL            | 0-1 0/0 8:47   | SUS           |
| Jan 18 | @ PHX   | 0-0 0/2 18:46                   | DND             | 0-2 0/2 12:29       | MIL            | 0-0 0/1 16:08  | MIL           |
| Jan 20 | @ COL   | 0-0 3/2 21:10                   | DND             | 0-1 0/1 10:33       | MIL            | 0-1 0/1 16:28  | MIL           |
| Jan 23 | @ EDM   | 1-1 2/0 19:19                   | DND             | 0-0 0/0 4:09        | MIL            | 0-0 3/0 13:34  | MIL           |
| Jan 24 | @ CGY   | 0-0 1/0 17:25                   | DND             | 0-0 0/1 18:24       | MIL            | 0-0 1/1 16:15  | MIL           |
| Jan 26 | @ VAN   | 0-0 1/0 16:21                   | DND             | 0-0 0/0 9:14        | MIL            | 0-0 0/1 18:48  | MIL           |
| Feb 1  | vs CGY  | 0-0 1/0 19:34                   | DND             | 0-0 0/0 9:31        | MIL            | 0-0 1/2 17:38  | MIL           |
| Feb 3  | @ PHI   | 0-0 0/1 15:16                   | DND             | 0-0 0/0 9:18        | MIL            | 0-0 0/1 18:25  | MIL           |
| Feb 5  | vs DET  | 0-0 0/1 17:02                   | DND             | MIL                 | MIL            | 0-0 0/0 15:57  | MIL           |
| Feb 7  | vs EDM  | 0-0 0/3 17:31                   | DND             | MIL                 | MIL            | 0-0 0/1 16:43  | MIL           |
| Feb 9  | @ DET   | 0-0 0/0 19:33                   | DND             | MIL                 | MIL            | 0-0 2/0 15:10  | MIL           |
| Feb 12 | vs COL  | 0-0 1/0 14:17                   | DND             | MIL                 | MIL            | 0-0 2/0 19:04  | MIL           |
| Feb 15 | vs S.J. | 0-0 1/0 4:31                    | DND             | MIL                 | MIL            | 0-0 1/1 18:10  | MIL           |
| Feb 17 | vs VAN  | 0-1 2/1 17:36                   | DND             | MIL                 | MIL            | 0-0 0/0 19:17  | MIL           |
| Feb 19 | vs PHX  | 0-0 1/0 14:28                   | DND             | MIL                 | MIL            | 0-0 0/1 17:33  | MIL           |
| Feb 22 | @ CBJ   | 0-0 0/0 17:20                   | DND             | MIL                 | MIL            | 0-0 1/0 19:31  | MIL           |
| Feb 24 | vs CHI  | DND                             | DND             | MIL                 | MIL            | 0-0 1/1 14:41  | MIL           |
| Feb 26 | @ DAL   | Claimed on waivers by OTT, 2/24 | DND             | Traded to FLA, 2/25 | MIL            | 0-0 0/0 17:51  | MIL           |
| Feb 27 | vs CBJ  |                                 |                 | MIL                 | MIL            | 0-0 1/1 17:34  | MIL           |
| Mar 1  | @ EDM   |                                 |                 | MIL                 | MIL            | 0-0 1/1 18:53  | MIL           |
| Mar 3  | @ VAN   |                                 |                 | MIL                 | MIL            | 0-0 0/0 15:11  | MIL           |
| Mar 6  | @ CGY   |                                 |                 | MIL                 | MIL            | 0-0 0/0 17:44  | MIL           |
| Mar 8  | @ S.J.  |                                 |                 | MIL                 | MIL            | 0-0 0/0 16:01  | MIL           |
| Mar 10 | vs MIN  |                                 |                 | MIL                 | MIL            | 0-0 1/1 16:41  | MIL           |
| Mar 12 | vs COL  |                                 |                 | MIL                 | MIL            | 0-0 0/1 14:29  | MIL           |
| Mar 15 | vs L.A. |                                 |                 | MIL                 | MIL            | 0-0 2/0 17:32  | MIL           |
| Mar 17 | vs BOS  |                                 |                 | MIL                 | MIL            | 0-0 0/0 23:34  | MIL           |
| Mar 19 | vs DET  |                                 |                 | MIL                 | MIL            | 0-0 2/1 19:10  | MIL           |
| Mar 20 | @ BUF   |                                 |                 | MIL                 | MIL            | 0-0 1/1 17:46  | MIL           |
| Mar 22 | vs EDM  |                                 |                 | MIL                 | MIL            | 0-0 1/0 20:30  | MIL           |
| Mar 24 | vs ANA  |                                 |                 | MIL                 | MIL            | 0-1 0/2 15:40  | MIL           |
| Mar 26 | vs DAL  |                                 |                 | MIL                 | MIL            | 0-0 0/2 18:27  | MIL           |
| Mar 29 | vs VAN  |                                 |                 | MIL                 | MIL            | 0-0 0/0 17:42  | MIL           |
| Mar 31 | @ COL   |                                 |                 | MIL                 | MIL            | 0-0 2/1 18:44  | MIL           |
| Apr 2  | vs DET  |                                 |                 | MIL                 | MIL            | 0-0 0/0 13:43  | MIL           |
| Apr 5  | vs ATL  |                                 |                 | MIL                 | MIL            | 0-0 0/2 17:25  | MIL           |
| Apr 8  | vs CBJ  |                                 |                 | MIL                 | MIL            | 0-0 0/2 17:10  | MIL           |
| Apr 9  | @ STL   |                                 |                 | MIL                 | MIL            | 0-0 1/1 16:27  | MIL           |

2010-11

## PLAYER GAME-BY-GAME

| DATE   | OPP     | DUMONT<br>#71     | KOSTITSYN<br>#74  | LUNDMARK<br>#21 | DEKANICH<br>#31 | RINNE<br>#35 | LINDBACK<br>#39 |
|--------|---------|-------------------|-------------------|-----------------|-----------------|--------------|-----------------|
| Oct 9  | vs ANA  | 0-1 0/1 10:32     | INJ               | INJ             | MIL             | 1/35W 43     | 0/7 17          |
| Oct 13 | @ CHI   | 0-1 0/1 14:35     | INJ               | INJ             | DNP             | 1/25W 60     | 2/25W 60        |
| Oct 14 | vs STL  | 0-1 3/0 12:45     | 0-0 1/1 13:17     | INJ             | DNP             | INJ          | 3/35W 60        |
| Oct 16 | vs WSH  | 1-0 3/1 12:28     | 0-0 1/0 7:35      | INJ             | DNP             | INJ          | 3/340 61        |
| Oct 19 | vs CGY  | 0-0 2/0 12:42     | 0-0 0/1 11:15     | INJ             | MIL             | 1/350 62     | DNP             |
| Oct 21 | vs PIT  | 0-0 5/0 13:09     | 0-0 1/0 8:06      | MIL             | MIL             | 4/380 64     | DNP             |
| Oct 23 | @ DAL   | 0-0 0/0 10:00     | DND               | MIL             | MIL             | 0/30W 60     | DNP             |
| Oct 24 | @ T.B.  | 0-1 0/1 12:35     | 1-0 1/1 11:10     | MIL             | MIL             | 3/45W 60     | DNP             |
| Oct 28 | vs STL  | 0-0 2/0 13:50     | 0-0 0/1 11:12     | MIL             | MIL             | 3/34L 60     | DNP             |
| Oct 30 | @ DET   | 0-0 4/0 15:21     | 0-0 0/1 11:11     | MIL             | MIL             | 5/28L 60     | DNP             |
| Nov 3  | @ PHX   | 0-0 3/0 13:02     | 1-0 1/1 13:00     | MIL             | MIL             | 4/28L 59     | DNP             |
| Nov 6  | @ L.A.  | 0-0 2/0 14:03     | 0-1 1/1 11:10     | MIL             | MIL             | 4/22L 31     | 0/9 29          |
| Nov 7  | @ ANA   | 0-0 1/0 12:24     | DND               | MIL             | MIL             | DNP          | 5/37L 60        |
| Nov 11 | @ STL   | 1-0 1/1 13:34     | 0-0 0/0 16:30     | MIL             | MIL             | 2/23W 65     | DNP             |
| Nov 13 | vs CHI  | 0-1 1/1 14:21     | 0-0 0/1 6:59      | MIL             | MIL             | 3/32W 65     | DNP             |
| Nov 16 | @ TOR   | 1-0 3/0 11:45     | 0-0 1/0 8:43      | MIL             | MIL             | 5/33L 59     | DNP             |
| Nov 18 | @ MTL   | 0-0 0/2 12:42     | 0-0 0/0 11:28     | MIL             | MIL             | 0/30W 60     | DNP             |
| Nov 20 | @ CAR   | 0-0 1/0 15:38     | 0-0 1/1 9:05      | MIL             | MIL             | 1/22W 65     | DNP             |
| Nov 22 | @ CBJ   | 0-0 1/0 14:46     | 0-0 1/0 9:41      | MIL             | MIL             | 2/30L 60     | DNP             |
| Nov 24 | vs STL  | 0-0 0/0 15:14     | 0-0 0/0 7:25      | MIL             | MIL             | 1/150 65     | DNP             |
| Nov 26 | @ MIN   | 0-0 2/1 15:25     | 0-0 0/3 9:03      | MIL             | MIL             | 3/9L 20      | 2/14 40         |
| Nov 27 | vs NYR  | 0-0 0/1 14:43     | 0-0 2/1 4:22      | MIL             | MIL             | 1/240 65     | DNP             |
| Nov 30 | vs PHX  | 0-0 0/0 10:27     | 0-0 0/0 10:02     | MIL             | MIL             | 0/35W 60     | DNP             |
| Dec 1  | @ CBJ   | 0-0 1/0 13:42     | 1-0 4/2 13:42     | MIL             | MIL             | 3/37W 65     | DNP             |
| Dec 4  | vs CAR  | 0-0 0/1 4:30      | 0-0 1/0 11:50     | MIL             | DNP             | INJ          | 2/30W 60        |
| Dec 6  | @ ATL   | 0-0 1/0 8:24      | 0-1 0/1 15:59     | MIL             | DNP             | INJ          | 3/370 61        |
| Dec 8  | @ DET   | 1-0 (W) 1/1 7:23  | 0-1 3/0 16:47     | MIL             | DNP             | INJ          | 2/37W 60        |
| Dec 11 | vs FLA  | 0-0 1/0 14:03     | 0-1 0/1 16:17     | MIL             | DNP             | INJ          | 0/22W 60        |
| Dec 13 | vs NYI  | 0-0 1/1 14:00     | 1-1 (W) 2/1 14:07 | MIL             | DNP             | INJ          | 0/28W 60        |
| Dec 15 | vs S.J. | 0-0 2/0 12:32     | 0-1 0/0 15:43     | MIL             | DNP             | INJ          | 2/27W 60        |
| Dec 17 | @ N.J.  | 0-0 1/0 12:51     | 0-1 0/0 18:00     | MIL             | DNP             | INJ          | 1/16W 60        |
| Dec 18 | vs L.A. | 0-0 0/2 15:41     | 0-0 2/1 15:55     | MIL             | 3/25 50         | INJ          | 3/9L 10         |
| Dec 22 | @ CHI   | 0-0 0/1 12:29     | 1-0 1/0 17:22     | MIL             | MIL             | DNP          | 4/35L 60        |
| Dec 23 | vs OTT  | 0-0 1/0 15:14     | 0-0 2/0 19:06     | MIL             | MIL             | 2/30L 59     | DNP             |
| Dec 26 | @ STL   | 0-0 1/2 16:09     | 0-0 2/0 18:18     | MIL             | MIL             | 1/25L 59     | DNP             |
| Dec 28 | vs DAL  | 0-1 5/0 15:30     | 0-1 3/1 20:33     | MIL             | MIL             | 4/25L 59     | DNP             |
| Dec 31 | @ MIN   | 0-1 2/1 10:37     | 1-0 5/0 17:42     | MIL             | MIL             | 1/23W 60     | DNP             |
| Jan 2  | vs CBJ  | 0-0 3/0 13:06     | 1-0 1/0 16:36     | MIL             | MIL             | 1/20W 60     | DNP             |
| Jan 5  | @ ANA   | 0-0 2/0 17:39     | 1-1 0/2 17:34     | MIL             | MIL             | 1/41W 60     | DNP             |
| Jan 6  | @ L.A.  | 0-0 0/0 15:06     | 1-2 3/1 20:02     | MIL             | MIL             | DNP          | 2/26W 60        |
| Jan 8  | @ S.J.  | 0-0 0/0 7:21      | 1-0 (W) 1/1 19:08 | MIL             | MIL             | 1/43W 60     | DNP             |
| Jan 11 | vs MIN  | 0-0 2/1 8:11      | 0-0 0/1 17:56     | MIL             | MIL             | 1/26W 60     | DNP             |
| Jan 13 | @ FLA   | 0-0 0/0 9:17      | 0-0 2/2 19:35     | MIL             | MIL             | 3/34L 58     | DNP             |
| Jan 15 | vs CHI  | 0-0 2/1 19:28     | 0-0 2/0 19:24     | MIL             | MIL             | 2/35W 65     | DNP             |
| Jan 16 | @ CHI   | 2-0 3/1 12:38     | 0-0 0/2 19:00     | MIL             | MIL             | DNP          | 6/34L 60        |
| Jan 18 | @ PHX   | 3-0 (W) 3/3 12:20 | 0-0 0/0 15:13     | MIL             | MIL             | 2/34W 60     | DNP             |
| Jan 20 | @ COL   | 0-1 3/1 15:30     | 1-0 2/1 15:34     | MIL             | MIL             | 1/25W 60     | DNP             |
| Jan 23 | @ EDM   | 0-0 0/0 7:25      | 0-1 0/0 20:38     | MIL             | MIL             | 1/24W 64     | DNP             |
| Jan 24 | @ CGY   | 0-0 0/0 17:32     | 0-0 0/0 17:32     | MIL             | MIL             | 3/27L 59     | DNP             |
| Jan 26 | @ VAN   | 0-0 1/0 9:20      | 0-0 0/1 15:57     | MIL             | MIL             | 2/35L 59     | DNP             |
| Feb 1  | vs CGY  | 0-0 3/1 11:24     | 0-2 2/1 17:46     | MIL             | MIL             | 2/280 65     | DNP             |
| Feb 3  | @ PHI   | 0-0 1/0 10:12     | 0-0 1/1 18:11     | MIL             | DNP             | DNP          | 3/29L 59        |
| Feb 5  | vs DET  | 0-0 0/0 7:10      | 2-0 2/2 14:13     | MIL             | MIL             | 0/35W 60     | DNP             |
| Feb 7  | vs EDM  | 0-0 2/0 11:10     | 0-0 1/1 18:48     | MIL             | MIL             | 4/20L 47     | 0/2 13          |
| Feb 9  | @ DET   | 0-0 1/0 9:04      | 1-1 4/1 17:35     | MIL             | MIL             | 1/35W 60     | DNP             |
| Feb 12 | vs COL  | 0-0 1/1 5:51      | 0-1 0/1 19:30     | MIL             | MIL             | 3/18W 59     | DNP             |
| Feb 15 | vs S.J. | DND               | 0-0 0/2 17:56     | MIL             | MIL             | 2/50W 64     | DNP             |
| Feb 17 | vs VAN  | 0-0 1/0 9:42      | 0-0 0/2 16:40     | MIL             | MIL             | 1/36W 60     | DNP             |
| Feb 19 | vs PHX  | 0-0 2/0 10:58     | 1-0 1/1 14:48     | MIL             | MIL             | 3/26L 59     | DNP             |
| Feb 22 | @ CBJ   | 0-0 0/0 10:34     | INJ               | MIL             | MIL             | 4/30L 60     | MIL             |
| Feb 24 | vs CHI  | 0-0 1/0 11:00     | 0-0 0/2 17:27     | DNP             | MIL             | 2/24L 58     | MIL             |
| Feb 26 | @ DAL   | 0-0 0/0 5:23      | 0-0 2/1 15:23     | DNP             | MIL             | 3/25L 59     | MIL             |

## MAN-GAMES LOST

| PLAYER   | DATE OF INJURY/SUSP. | TYPE OF INJURY     | DATES MISSED             | GAMES MISSED |
|--|----------------------|--------------------|--------------------------|--------------|
| Bouillon                                       | 10/28/10             | Upper-body injury  | 10/30                    | 1            |
|  | 1/16/11              | Concussion         | 1/18-4/9                 | 37           |
| Dumont   | 1/23/11              | Upper-body Injury  | 1/24                     | 1            |
| Erat   | 10/9/10              | Upper-body Injury  | 10/13-10/16, 11/3-11/11  | 7            |
|  | 12/23/10             | Upper-body Injury  | 12/26-1/13               | 9            |
|  | 4/5/11               | Upper-body Injury  | 4/8-4/9                  | 2            |
| Franson  | 12/17/10             | Death in family    | 12/17-12/18              | 2            |
| Goc  | 10/16/10             | Separated shoulder | 10/19-10/30              | 6            |
|  | 2/9/11               | Upper-body Injury  | 2/12/11                  | 1            |
|  | 2/17/11              | Shoulder Injury    | 2/19-4/9                 | 24           |
| Hornqvist                                      | 12/13/10             | Upper-body Injury  | 12/15-12/18              | 3            |
| Klein  | 11/25/10             | Illness            | 11/26                    | 1            |
| Kostitsyn                                      | 10/2/10              | Broken Toe         | 10/9-10/13               | 2            |
|  | 2/19/11              | Undisclosed        | 2/22                     | 1            |
| Legwand  | 11/18/10             | Lower-body Injury  | 11/20-12/6, 12/11-12/28  | 18           |
| Lombardi                                       | 10/13/10             | Concussion         | 10/14-4/9                | 80           |
| Lundmark                                       | 9/27/10              | Groin Injury       | 10/9-10/19               | 5            |
| O'Brien  | 1/14/11              | Suspension         | 1/15-1/16                | 2            |
| O'Reilly                                       | 1/2/11               | Broken leg         | 1/5-4/9                  | 44           |
| Rinne  | 10/9/10              | Lower-body Injury  | 10/13-10/16              | 3            |
|  | 12/1/10              | Knee Injury        | 12/4-12/18               | 8            |
| Spaling  | 1/6/11               | Upper-body Injury  | 1/8                      | 1            |
| Sullivan                                       | 12/23/10             | Groin Injury       | 12/26-2/3, 2/26 4/5, 4/9 | 38           |
| Suler  | 10/19/10             | Lower-body Injury  | 10/21-11/11, 11/20-11/22 | 11           |
|  | 2/19/11              | Upper-body Injury  | 2/22                     | 1            |
| Svatos   | 1/13/10              | Knee Injury        | 1/15-2/12                | 13           |
| Tootoo   | 10/28/10             | Upper-body injury  | 10/30                    | 1            |
|  |                      | Personal leave     | 12/28-2/17               | 23           |
|  | 3/31/11              | Upper-body injury  | 4/2                      | 1            |
| Ward   | 3/12/11              | Lower-body Injury  | 3/15-3/17                | 2            |
| TOTAL MAN-GAMES LOST DUE TO INJURY OR ILLNESS: |                      |                    |                          | 348          |
| TOTAL MAN-GAMES LOST DUE TO SUSPENSION:        |                      |                    |                          | 2            |

| PREDATORS MAN-GAMES LOST DUE TO INJURY OR ILLNESS |               |               |               |
|---|---------------|---------------|---------------|
| 1998-99 - 391                                     | 2001-02 - 218 | 2005-06 - 272 | 2008-09 - 233 |
| 1999-00 - 318                                     | 2002-03 - 256 | 2006-07 - 196 | 2009-10 - 152 |
| 2000-01 - 155                                     | 2003-04 - 248 | 2007-08 - 239 | 2010-11 - 348 |

## TRANSACTIONS

## TRAINING CAMP

|                     |   |                    |  |
|---------------------|---|--------------------|--|
| September 21, 2010: | Assigned forwards Michael Latta and Austin Watson and defensemen Taylor Aronson and Charles-Olivier Roussel to their junior teams.  | December 27, 2010: | Signed forward Chris Mueller to a one-year contract.   |
|                     | Released defensemen Jamie Doornbosch and Cameron Wind from Amateur Tryout Agreements.   | December 28, 2010: | Signed defenseman Taylor Aronson to a three-year entry-level contract.   |
| September 25, 2010: | Assigned forwards Gabriel Bourque, Ryan Flynn, Mark Santorelli and Ryan Thang, defenseman Jonathon Blum and goaltender Jeremy Smith to Milwaukee (AHL).   | December 29, 2010: | Claimed forward Marek Svatos on waivers from St. Louis.  |
|                     | Assigned forward Taylor Beck to his junior team.  | January 7, 2011:   | Reassigned forward Linus Klasen to Milwaukee (AHL).  |
|                     | Released forwards Chris Mueller and Mark Van Guilder, and defensemen Scott Ford and Scott Lehman from Professional Tryout Agreements.   | January 8, 2011:   | Recalled forward Andreas Thuresson from Milwaukee (AHL).   |
| September 27, 2010: | Assigned forward Blake Geoffrion to Milwaukee (AHL).  | January 16, 2011:  | Recalled forward Matt Halischuk from Milwaukee (AHL).  |
| September 28, 2010: | Assigned forwards Matt Halischuk, Linus Klasen, Nick Spaling, Andreas Thuresson and Kelsey Wilson, defensemen Teemu Laakso, Grant Lewis and Brett Palin and goaltender Chet Pickard to Milwaukee (AHL). | January 27, 2011:  | Assigned forward Chris Mueller and reassigned forward Matt Halischuk to Milwaukee (AHL).   |
|                     | Assigned defenseman Ryan Ellis to his junior team.  | January 31, 2011:  | Recalled forwards Matt Halischuk and Chris Mueller from Milwaukee (AHL).   |
| September 30, 2010: | Assigned goaltender Mark Dekanich to Milwaukee (AHL).   | February 5, 2011:  | Reassigned forward Chris Mueller to Milwaukee (AHL).   |
| October 5, 2010:    | Acquired defenseman Shane O'Brien and forward Dan Gendur from Vancouver for forward Jonas Andersson and defenseman Ryan Parent.   | February 10, 2011: | Acquired forward Mike Fisher from the Ottawa Senators for a first-round selection in the 2011 NHL Entry Draft and a third-round selection in the 2012 NHL Entry Draft. |
|                     | Assigned defenseman Aaron Johnson to Milwaukee (AHL).   | February 13, 2011: | Reassigned forward Matt Halischuk to Milwaukee (AHL).  |
| October 12, 2010:   | Recalled goaltender Mark Dekanich from Milwaukee (AHL).   | February 18, 2011: | Recalled goaltender Mark Dekanich from Milwaukee (AHL).  |
| October 17, 2010:   | Reassigned goaltender Mark Dekanich to Milwaukee (AHL).   | February 19, 2011: | Reassigned goaltender Mark Dekanich to Milwaukee (AHL).  |
| October 18, 2010:   | Recalled forward Nick Spaling from Milwaukee (AHL).   | February 22, 2011: | Recalled goaltender Mark Dekanich and defenseman Jonathon Blum from Milwaukee (AHL).   |
| October 20, 2010:   | Signed forward Steve Begin to a one-year contract.  |                    | Assigned goaltender Anders Lindback to Milwaukee (AHL).  |
| October 21, 2010:   | Assigned forward Steve Begin to Milwaukee (AHL).  | February 24, 2011: | Forward Marek Svatos claimed on waivers by Ottawa.   |
| October 23, 2010:   | Recalled defenseman Teemu Laakso from Milwaukee (AHL).  | February 25, 2011: | Acquired a conditional seventh-round selection in the 2012 Entry Draft from Florida for defenseman Alexander Sulzer.   |
| October 25, 2010:   | Reassigned defenseman Teemu Laakso to Milwaukee (AHL).  |                    | Recalled forwards Blake Geoffrion and Matt Halischuk from Milwaukee (AHL).   |
| October 29, 2010:   | Recalled forward Linus Klasen from Milwaukee (AHL).   | February 26, 2011: | Assigned forward Wade Belak to Milwaukee (AHL).  |
| November 1, 2010:   | Reassigned forward Linus Klasen to Milwaukee (AHL).   | February 27, 2011: | Recalled goaltender Anders Lindback from Milwaukee (AHL).  |
| December 3, 2010:   | Recalled goaltender Mark Dekanich from Milwaukee (AHL).   |                    | Reassigned goaltender Mark Dekanich to Milwaukee (AHL).  |
| December 16, 2010:  | Recalled forward Steve Begin from Milwaukee (AHL).  | March 10, 2011:    | Recalled defenseman Teemu Laakso from Milwaukee (AHL).   |
| December 18, 2010:  | Reassigned forward Steve Begin and goaltender Mark Dekanich to Milwaukee (AHL).   | March 11, 2011:    | Reassigned defenseman Teemu Laakso to Milwaukee (AHL).   |
| December 26, 2010:  | Recalled forward Linus Klasen from Milwaukee (AHL).   | March 21, 2011:    | Assigned goaltender Atte Engren to Milwaukee (AHL).  |
|                     |   | March 30, 2011:    | Signed forward Austin Watson to a three-year entry-level contract.   |
|                     |   | April 11, 2011:    | Signed forward Ben Ryan to a two-year entry-level contract.  |



## PLAYOFFS

April 27, 2011: Recalled defenseman Teemu Laakso and goaltender Chet Pickard from Milwaukee (AHL).

May 3, 2011: Reassigned goaltender Chet Pickard to Milwaukee (AHL).

May 7, 2011: Reassigned defenseman Teemu Laakso to Milwaukee (AHL).

## OFFSEASON

May 10, 2011: Reassigned forwards Blake Geoffrion and Matt Halischuk, and defenseman Jonathon Blum to Milwaukee (AHL).

May 12, 2011: Signed defenseman Mattias Ekholm to a three-year entry-level contract.

May 24, 2011: Signed defenseman Victor Bartley to a two-year contract.

June 2, 2011: Acquired a conditional seventh-round pick in the 2013 Entry Draft for forward Taylor Stelishen.

June 9, 2011: Named Lane Lambert assistant coach.

June 14, 2011: Signed defenseman Teemu Laakso to a one-year contract.

June 15, 2011: Named Peter Horacek associate coach.

June 16, 2011: Signed forward Jussi Puustinen to a two-year contract.

June 25, 2011: Acquired Toronto's third-round selection in the 2012 Entry Draft, and a sixth-round selection in the 2011 Entry Draft (Chase Balsis) from Los Angeles for a third-round selection in the 2011 Entry Draft (Nick Shore). Acquired a sixth-round selection in the 2012 Entry Draft from N.Y. Rangers for a sixth-round selection in the 2011 Entry Draft (Peter Ceresnak). Selected forwards Brent Andrews, Chase Balsis, Miikka Salomaki and Josh Shalla, defensemen Simon Karlsson and Garrett Noonan, and goaltender Magnus Hellberg in the 2011 Entry Draft.

June 30, 2011: Bought out the contract of forward J-P Dumont.

July 2, 2011: Acquired forward Brodie Dupont from the New York Rangers for forward Andreas Thuresson.

July 3, 2011: Acquired defenseman Brett Leiba and forward Robert Slaney from the Toronto Maple Leafs for defenseman Cody Franson and forward Matthew Lombardi. The deal also includes a fourth-round pick - Nashville will acquire Toronto's 2013 fourth rounder if Lombardi plays 60 or more games regular-season games over the course of 2011-12 and 2012-13 seasons, while Toronto will acquire Nashville's 2013 fourth rounder if Lombardi does not play 60 games during the next two campaigns.

July 5, 2011: Signed forward Kyle Wilson to a two-year contract and forward Zack Stortini to a one-year contract.

July 11, 2011: Signed forwards Matt Halischuk and Nick Spaling to two-year contracts, and forwards Chris Mueller and Cal O'Reilly to one-year contracts.

July 8, 2011: Signed forwards Sergei Kostitsyn and Brodie Dupont to one-year contracts.

July 29, 2011: Signed defenseman Tyler Sloan to one-year contract.

August 8, 2011: Signed defenseman Jack Hillen to one-year contract.

August 10, 2011: Bought out the contract of defenseman Brett Leiba.

## EASTERN CONFERENCE

## Atlantic Division

| Rank | Team                    | GP | W  | L  | OTL | SOL | PTS | PCT  | SO REC | GF  | GA  |
|------|-------------------------|----|----|----|-----|-----|-----|------|--------|-----|-----|
| 1    | y Portland Pirates      | 80 | 47 | 24 | 7   | 2   | 103 | .644 | 9-2    | 280 | 238 |
| 2    | x Manchester Monarchs   | 80 | 44 | 26 | 4   | 6   | 98  | .613 | 1-6    | 255 | 209 |
| 3    | x Connecticut Whale     | 80 | 40 | 32 | 2   | 6   | 88  | .550 | 5-6    | 221 | 223 |
| 4    | Worcester Sharks        | 80 | 36 | 31 | 4   | 9   | 85  | .531 | 5-9    | 210 | 245 |
| 5    | Providence Bruins       | 80 | 38 | 36 | 3   | 3   | 82  | .512 | 7-3    | 209 | 252 |
| 6    | Springfield Falcons     | 80 | 35 | 40 | 2   | 3   | 75  | .469 | 6-3    | 233 | 253 |
| 7    | Bridgeport Sound Tigers | 80 | 30 | 39 | 4   | 7   | 71  | .444 | 4-7    | 218 | 266 |

## East Division

| Rank | Team                             | GP | W  | L  | OTL | SOL | PTS | PCT  | SO REC | GF  | GA  |
|------|----------------------------------|----|----|----|-----|-----|-----|------|--------|-----|-----|
| 1    | y Wilkes-Barre/Scranton Penguins | 80 | 58 | 21 | 0   | 1   | 117 | .731 | 7-1    | 261 | 183 |
| 2    | x Hershey Bears                  | 80 | 46 | 26 | 3   | 5   | 100 | .625 | 3-5    | 255 | 214 |
| 3    | x Charlotte Checkers             | 80 | 44 | 27 | 2   | 7   | 97  | .606 | 5-7    | 265 | 243 |
| 4    | x Norfolk Admirals               | 80 | 39 | 26 | 9   | 6   | 93  | .581 | 5-6    | 265 | 230 |
| 5    | x Binghamton Senators            | 80 | 42 | 30 | 3   | 5   | 92  | .575 | 1-5    | 255 | 221 |
| 6    | Syracuse Crunch                  | 80 | 35 | 38 | 3   | 4   | 77  | .481 | 2-4    | 217 | 249 |
| 7    | Adirondack Phantoms              | 80 | 31 | 39 | 4   | 6   | 72  | .450 | 4-6    | 197 | 248 |
| 8    | Albany Devils                    | 80 | 32 | 42 | 1   | 5   | 70  | .438 | 6-5    | 217 | 283 |

## WESTERN CONFERENCE

## North Division

| Rank | Team                  | GP | W  | L  | OTL | SOL | PTS | PCT  | SO REC | GF  | GA  |
|------|-----------------------|----|----|----|-----|-----|-----|------|--------|-----|-----|
| 1    | y Hamilton Bulldogs   | 80 | 44 | 27 | 2   | 7   | 97  | .606 | 6-7    | 226 | 193 |
| 2    | x Lake Erie Monsters  | 80 | 44 | 28 | 3   | 5   | 96  | .600 | 5-5    | 223 | 206 |
| 3    | x Manitoba Moose      | 80 | 43 | 30 | 1   | 6   | 93  | .581 | 9-6    | 220 | 210 |
| 4    | Abbotsford Heat       | 80 | 38 | 32 | 4   | 6   | 86  | .537 | 11-6   | 186 | 212 |
| 5    | Toronto Marlies       | 80 | 37 | 32 | 1   | 10  | 85  | .531 | 6-10   | 228 | 219 |
| 6    | Grand Rapids Griffins | 80 | 36 | 34 | 2   | 8   | 82  | .512 | 5-8    | 227 | 254 |
| 7    | Rochester Americans   | 80 | 31 | 39 | 5   | 5   | 72  | .450 | 5-5    | 218 | 266 |

## West Division

| Rank | Team                   | GP | W  | L  | OTL | SOL | PTS | PCT  | SO REC | GF  | GA  |
|------|------------------------|----|----|----|-----|-----|-----|------|--------|-----|-----|
| 1    | y Milwaukee Admirals   | 80 | 44 | 22 | 6   | 8   | 102 | .637 | 8-8    | 226 | 194 |
| 2    | x Houston Aeros        | 80 | 46 | 28 | 1   | 5   | 98  | .613 | 10-5   | 240 | 212 |
| 3    | x Peoria Rivermen      | 80 | 42 | 30 | 3   | 5   | 92  | .575 | 6-5    | 223 | 218 |
| 4    | x Texas Stars          | 80 | 41 | 29 | 4   | 6   | 92  | .575 | 6-6    | 213 | 210 |
| 5    | x Oklahoma City Barons | 80 | 40 | 29 | 2   | 9   | 91  | .569 | 5-9    | 245 | 234 |
| 6    | Chicago Wolves         | 80 | 39 | 30 | 5   | 6   | 89  | .556 | 6-6    | 260 | 262 |
| 7    | San Antonio Rampage    | 80 | 40 | 33 | 4   | 3   | 87  | .544 | 7-3    | 228 | 245 |
| 8    | Rockford IceHogs       | 80 | 38 | 33 | 4   | 5   | 85  | .531 | 4-5    | 216 | 245 |

| Rank | POINTS               | TEAM | GP | G  | A  | PTS |
|------|----------------------|------|----|----|----|-----|
| 1    | Corey Locke          | BNG  | 69 | 21 | 65 | 86  |
| 2    | Alexandre Giroux     | OKC  | 70 | 32 | 46 | 78  |
| 3    | Jason Krog           | CHI  | 80 | 19 | 56 | 75  |
| 4    | Darren Haydar        | CHI  | 77 | 27 | 47 | 74  |
| 5    | Nigel Dawes          | HAM  | 66 | 41 | 31 | 72  |
| 6    | Marc-Antoine Pouliot | NOR  | 69 | 25 | 47 | 72  |
| 7    | Brad Moran           | OKC  | 79 | 20 | 52 | 72  |
| 8    | Keith Aucoin         | HER  | 53 | 18 | 54 | 72  |
| 9    | Ben Waller           | L.E. | 77 | 23 | 47 | 70  |
| 10   | T.J. Hensick         | PEO  | 59 | 21 | 48 | 69  |
| 11   | Brian Willisie       | HER  | 76 | 30 | 38 | 68  |
| 12   | Jeff Taffe           | RFD  | 74 | 30 | 37 | 67  |
| 13   | Zach Boychuk         | CHA  | 60 | 22 | 43 | 65  |
| 14   | Chris Terry          | CHA  | 80 | 34 | 30 | 64  |
| 15   | Mark Mancari         | POR  | 56 | 32 | 32 | 64  |
| 16   | Ilari Filppula       | G.R. | 76 | 20 | 44 | 64  |
| 17   | Kyle Greentree       | HER  | 74 | 30 | 33 | 63  |
| 18   | Luke Adam*           | POR  | 57 | 29 | 33 | 62  |
| 19   | Rhett Rakhshani*     | BRI  | 66 | 24 | 38 | 62  |
| 20   | Jacob Mifflin        | CHA  | 78 | 29 | 32 | 61  |

\* - Denotes Rookie

LEADING GOALTENDERS (based on 150+ minutes)

|    | TEAM             | GP   | MIN | SA   | GA   | SO  | GAA | SV%  | W     | L  | SOL |   |
|----|------------------|------|-----|------|------|-----|-----|------|-------|----|-----|---|
| 1  | Curtis Sanford   | HAM  | 40  | 2274 | 1036 | 73  | 5   | 1.93 | 0.930 | 22 | 13  | 2 |
| 2  | Brad Thiessen    | WBS  | 46  | 2567 | 1065 | 83  | 7   | 1.94 | 0.922 | 35 | 8   | 1 |
| 3  | Mark Dekanich    | MIL  | 43  | 2500 | 1212 | 84  | 4   | 2.02 | 0.931 | 23 | 12  | 5 |
| 4  | Richard Bachman* | TEX  | 55  | 3191 | 1595 | 117 | 6   | 2.20 | 0.927 | 28 | 19  | 5 |
| 5  | Michael Leighton | ADK  | 30  | 1783 | 889  | 66  | 5   | 2.22 | 0.926 | 14 | 12  | 3 |
| 6  | Martin Jones*    | MCH  | 39  | 2187 | 1078 | 82  | 4   | 2.25 | 0.924 | 23 | 12  | 1 |
| 7  | Eddie Lack*      | MTB  | 53  | 3135 | 1592 | 118 | 5   | 2.26 | 0.926 | 28 | 21  | 4 |
| 8  | Braden Holtby    | HER  | 30  | 1785 | 845  | 68  | 5   | 2.29 | 0.920 | 17 | 10  | 2 |
| 9  | Jason Bacashihua | L.E. | 42  | 2466 | 1134 | 94  | 4   | 2.29 | 0.917 | 23 | 16  | 3 |
| 10 | Leland Irving    | ABR  | 61  | 3437 | 1518 | 132 | 8   | 2.30 | 0.913 | 30 | 24  | 2 |
| 11 | Ben Scrivens*    | TOR  | 33  | 1930 | 987  | 75  | 2   | 2.33 | 0.924 | 13 | 12  | 5 |
| 12 | Drew MacIntyre   | HAM  | 41  | 2316 | 1211 | 94  | 1   | 2.37 | 0.922 | 24 | 11  | 3 |
| 13 | Matt Hackett*    | HOU  | 45  | 2552 | 1207 | 101 | 2   | 2.37 | 0.916 | 23 | 16  | 4 |
| 14 | John Grahame     | L.E. | 34  | 2009 | 901  | 80  | 1   | 2.39 | 0.911 | 19 | 12  | 2 |
| 15 | John Curry       | WBS  | 41  | 2239 | 961  | 91  | 2   | 2.44 | 0.905 | 23 | 13  | 0 |

| PENALTY MINUTES               | TEAM | GP | PIM |
|-------------------------------|------|----|-----|
| Pierre-Luc Letourneau-Leblond | ALB  | 64 | 334 |
| Zac Rinaldo*                  | ADK  | 60 | 331 |
| Devin DiDionete               | CT   | 63 | 303 |
| Louis Robitaille              | ALB  | 50 | 246 |
| Kyle Hage*                    | RFD  | 77 | 245 |

## GOALS

| TEAM           | GP  | G  |
|----------------|-----|----|
| Colin McDonald | OKC | 80 |
| Nigel Dawes    | HAM | 66 |
| Chris Terry    | CHA | 80 |
| four tied      |     | 32 |

\* - denotes rookie

| #      | Player           | Pos   | GP | G   | A   | PTS | +/- | PIM  | PP | SH | GW | OT | Shots | Sh%  | SOG  | SOA | SOG% |   |
|--------|------------------|-------|----|-----|-----|-----|-----|------|----|----|----|----|-------|------|------|-----|------|---|
| 18     | Chris Mueller    | RW    | 67 | 24  | 26  | 50  | 7   | 34   | 4  | 4  | 5  | 0  | 169   | 14.2 | 1    | 4   | 25.0 |   |
| 86     | Linus Klasen     | LW    | 47 | 22  | 23  | 45  | 6   | 20   | 8  | 0  | 5  | 1  | 101   | 21.8 | 6    | 13  | 46.2 |   |
| 8      | Ryan Thang*      | LW    | 78 | 14  | 27  | 41  | 17  | 32   | 5  | 0  | 3  | 0  | 138   | 10.1 | 1    | 3   | 33.3 |   |
| 33     | Roman Josi*      | D     | 69 | 6   | 34  | 40  | -7  | 22   | 3  | 0  | 1  | 1  | 182   | 3.3  | 4    | 10  | 40.0 |   |
| 12     | Andreas Thureson | RW    | 76 | 14  | 24  | 38  | 3   | 41   | 5  | 0  | 1  | 0  | 157   | 8.9  | 1    | 2   | 50.0 |   |
| 5      | Blake Geoffrion* | C     | 45 | 11  | 26  | 37  | 2   | 38   | 3  | 1  | 3  | 0  | 84    | 13.1 | 2    | 4   | 50.0 |   |
| 19     | Gabriel Bourque* | LW    | 78 | 18  | 18  | 36  | 10  | 19   | 5  | 0  | 0  | 0  | 117   | 15.4 | 4    | 7   | 57.1 |   |
| 6      | Aaron Johnson    | D     | 72 | 9   | 26  | 35  | 10  | 70   | 2  | 0  | 0  | 0  | 161   | 5.6  | 0    | 1   | 0    |   |
| 3      | Jonathon Blum    | D     | 54 | 7   | 27  | 34  | 7   | 20   | 5  | 0  | 2  | 1  | 82    | 8.5  | 0    | 2   | 0    |   |
| 2      | Teemu Laakso     | D     | 74 | 8   | 22  | 30  | 15  | 46   | 4  | 0  | 1  | 0  | 101   | 7.9  | 0    | 0   | 0    |   |
| 24     | Matt Halischuk   | RW    | 37 | 11  | 12  | 23  | 6   | 12   | 3  | 1  | 3  | 0  | 81    | 13.6 | 1    | 4   | 25.0 |   |
| 25     | Grant Lewis      | D     | 47 | 8   | 15  | 23  | 11  | 40   | 4  | 0  | 1  | 0  | 60    | 13.3 | 0    | 0   | 0    |   |
| 17     | Kelsey Wilson    | LW    | 74 | 10  | 12  | 22  | -3  | 145  | 4  | 1  | 3  | 0  | 71    | 14.1 | 0    | 0   | 0    |   |
| 11     | Mark Santorelli  | LW    | 64 | 8   | 13  | 21  | 1   | 26   | 3  | 0  | 1  | 0  | 88    | 9.1  | 5    | 13  | 38.5 |   |
| 20     | Mike Bartlett    | RW    | 72 | 8   | 10  | 18  | 11  | 47   | 1  | 0  | 2  | 0  | 70    | 11.4 | 0    | 0   | 0    |   |
| 21     | Jamie Lundmark   | C     | 34 | 6   | 12  | 18  | 0   | 22   | 4  | 0  | 0  | 0  | 55    | 10.9 | 4    | 7   | 57.1 |   |
| 7      | Brett Palin      | D     | 80 | 4   | 14  | 18  | 8   | 70   | 0  | 0  | 0  | 0  | 84    | 4.8  | 0    | 0   | 0    |   |
| 29     | Mark Van Guilder | C     | 62 | 10  | 7   | 17  | 7   | 10   | 1  | 0  | 3  | 0  | 68    | 14.7 | 4    | 10  | 40.0 |   |
| 10     | Ryan Flynn*      | RW    | 65 | 6   | 6   | 12  | 7   | 41   | 0  | 0  | 0  | 0  | 67    | 9    | 0    | 0   | 0    |   |
| 16     | Brock McBride    | TOTAL | RW | 33  | 4   | 4   | 8   | 3    | 26 | 0  | 0  | 1  | 0     | 21   | 19   | 0   | 0    | 0 |
|        |                  | MIL   | RW | 14  | 1   | 1   | 2   | 0    | 14 | 0  | 0  | 0  | 6     | 16.7 | 0    | 0   | 0    | 0 |
| 28     | Jamie Bates      | TOTAL | RW | 23  | 2   | 5   | 7   | -3   | 10 | 0  | 0  | 0  | 0     | 20   | 10   | 0   | 0    | 0 |
|        |                  | MIL   | RW | 8   | 0   | 1   | 1   | -2   | 2  | 0  | 0  | 0  | 0     | 5    | 0    | 0   | 0    | 0 |
| 4      | Scott Ford       | D     | 80 | 2   | 5   | 7   | 10  | 164  | 0  | 0  | 0  | 0  | 64    | 3.1  | 0    | 0   | 0    |   |
| 13     | Cory Conacher*   | TOTAL | LW | 7   | 4   | 2   | 6   | -2   | 4  | 3  | 0  | 1  | 0     | 10   | 40   | 0   | 0    | 0 |
|        |                  | MIL   | LW | 5   | 3   | 2   | 5   | -2   | 2  | 3  | 0  | 1  | 0     | 8    | 37.5 | 0   | 0    | 0 |
| 22     | Steve Begin      | C     | 36 | 3   | 3   | 6   | -3  | 30   | 1  | 0  | 1  | 0  | 58    | 5.2  | 0    | 0   | 0    |   |
| 32     | Dylan Hunter     | LW    | 37 | 2   | 3   | 5   | 1   | 21   | 0  | 0  | 0  | 0  | 37    | 5.4  | 0    | 0   | 0    |   |
| 13     | Nick Spaling     | C     | 4  | 1   | 1   | 2   | 1   | 2    | 0  | 0  | 0  | 0  | 14    | 7.1  | 0    | 0   | 0    |   |
|        | Connor Shields*  | LW    | 14 | 1   | 1   | 2   | 1   | 2    | 0  | 0  | 0  | 0  | 16    | 6.3  | 0    | 0   | 0    |   |
| 52     | Patrick Coulombe | D     | 5  | 1   | 0   | 1   | -1  | 2    | 0  | 0  | 0  | 0  | 2     | 50   | 0    | 0   | 0    |   |
| 16     | Ben Ryan*        | C     | 2  | 0   | 1   | 1   | 1   | 0    | 0  | 0  | 0  | 0  | 1     | 0    | 0    | 0   | 0    |   |
| 21     | Taylor Beck*     | RW    | 4  | 0   | 1   | 1   | -2  | 0    | 0  | 0  | 0  | 0  | 6     | 0    | 0    | 0   | 0    |   |
| 28     | Michael Latta*   | C     | 4  | 0   | 1   | 1   | 1   | 2    | 0  | 0  | 0  | 0  | 5     | 0    | 0    | 0   | 0    |   |
| 52     | Jeff Foss*       | D     | 5  | 0   | 1   | 1   | 1   | 10   | 0  | 0  | 0  | 0  | 1     | 0    | 0    | 0   | 0    |   |
| 41     | Dave Leaderer*   | TOTAL | D  | 8   | 0   | 1   | 1   | 0    | 2  | 0  | 0  | 0  | 0     | 8    | 0    | 0   | 0    | 0 |
|        |                  | MIL   | D  | 3   | 0   | 0   | 0   | 0    | 0  | 0  | 0  | 0  | 2     | 0    | 0    | 0   | 0    | 0 |
| 15     | Dan Gendur*      | RW    | 10 | 0   | 1   | 1   | -2  | 6    | 0  | 0  | 0  | 0  | 16    | 0    | 0    | 0   | 0    |   |
| 42     | Benn Olson       | D     | 1  | 0   | 0   | 0   | 0   | 0    | 0  | 0  | 0  | 0  | 1     | 0    | 0    | 0   | 0    |   |
| 15     | Chris Cahill*    | LW    | 2  | 0   | 0   | 0   | -1  | 0    | 0  | 0  | 0  | 0  | 4     | 0    | 0    | 0   | 0    |   |
| 38     | Scott Lehman     | D     | 2  | 0   | 0   | 0   | 1   | 4    | 0  | 0  | 0  | 0  | 2     | 0    | 0    | 0   | 0    |   |
| 42     | Andrew Lord*     | C     | 2  | 0   | 0   | 0   | 0   | 5    | 0  | 0  | 0  | 0  | 1     | 0    | 0    | 0   | 0    |   |
| 41     | Mike McLean      | LW    | 2  | 0   | 0   | 0   | -1  | 0    | 0  | 0  | 0  | 0  | 1     | 0    | 0    | 0   | 0    |   |
| 35     | Atte Engren*     | G     | 4  | 0   | 0   | 0   | 0   | 0    | 0  | 0  | 0  | 0  | 0     | 0    | 0    | 0   | 0    |   |
| 39     | Anders Lindback* | G     | 4  | 0   | 0   | 0   | 0   | 0    | 0  | 0  | 0  | 0  | 0     | 0    | 0    | 0   | 0    |   |
| 42     | Austin Watson*   | C     | 5  | 0   | 0   | 0   | 0   | 0    | 0  | 0  | 0  | 0  | 2     | 0    | 0    | 0   | 0    |   |
| 37     | Chet Pickard     | G     | 7  | 0   | 0   | 0   | 0   | 0    | 0  | 0  | 0  | 0  | 1     | 0    | 0    | 0   | 0    |   |
| 30     | Jeremy Smith*    | G     | 28 | 0   | 0   | 0   | 0   | 0    | 0  | 0  | 0  | 0  | 0     | 0    | 0    | 0   | 0    |   |
| 31     | Mark Dekanich    | G     | 43 | 0   | 0   | 0   | 0   | 0    | 0  | 0  | 0  | 0  | 0     | 0    | 0    | 0   | 0    |   |
| TOTALS |                  |       | 80 | 226 | 376 | 594 | 121 | 1037 | 68 | 7  | 36 | 3  | 2197  | 0.1  | 33   | 80  | 41.3 |   |

| #      | Goalie           | GP | MINS | W    | L  | SL | SO | GA  | GAA  | SA   | SVS  | SV%   | SOGP | SOGA | SOA | S0%   |
|--------|------------------|----|------|------|----|----|----|-----|------|------|------|-------|------|------|-----|-------|
| 31     | Mark Dekanich    | 43 | 2500 | 23   | 12 | 5  | 4  | 84  | 2.02 | 1212 | 1128 | .931  | 9    | 19   | 46  | 0.587 |
| 30     | Jeremy Smith*    | 28 | 1513 | 16   | 8  | 2  | 2  | 57  | 2.26 | 725  | 668  | .921  | 4    | 8    | 19  | 0.579 |
| 35     | Atte Engren*     | 4  | 247  | 2    | 2  | 0  | 0  | 10  | 2.43 | 116  | 106  | .914  | 1    | 1    | 4   | 0.75  |
| 39     | Anders Lindback* | 4  | 241  | 2    | 2  | 0  | 0  | 11  | 2.73 | 129  | 118  | .915  | 0    | 0    | 0   | 0     |
| 37     | Chet Pickard     | 7  | 365  | 1    | 4  | 1  | 0  | 18  | 2.96 | 178  | 160  | .899  | 2    | 5    | 12  | 0.583 |
| TOTALS |                  |    | 80   | 4866 | 44 | 28 | 8  | 180 | 2.22 | 2360 | 2180 | 0.924 | 16   | 33   | 81  | 0.593 |

## WEST DIVISION SEMIFINALS: NO.1 MILWAUKEE ADMIRALS VS. NO. 4 TEXAS STARS

| No. | Date     | Score                         | Game-winning goal | Winning goaltender |
|-----|----------|-------------------------------|-------------------|--------------------|
| 1   | April 14 | Texas 2 at Milwaukee 5        | Ryan Thang        | Jeremy Smith       |
| 2   | April 16 | Texas 3 at Milwaukee 1        | Aaron Gagnon      | Richard Bachman    |
| 3   | April 19 | Milwaukee 2 at Texas 3 (OT)   | Travis Morin      | Richard Bachman    |
| 4   | April 20 | Milwaukee 3 at Texas 2        | Mark Van Guilder  | Jeremy Smith       |
| 5   | April 22 | Milwaukee 2 at Texas 1 (OT)   | Ryan Thang        | Jeremy Smith       |
| 6   | April 25 | Texas 2 at Milwaukee 3 (2 OT) | Mark Van Guilder  | Jeremy Smith       |

(Milwaukee wins series, 4 games to 2)

## WEST DIVISION FINALS: NO.1 MILWAUKEE ADMIRALS VS. NO. 2 HOUSTON AEROS

| No. | Date     | Score                         | Game-winning goal | Winning goaltender |
|-----|----------|-------------------------------|-------------------|--------------------|
| 1   | April 29 | Houston 1 at Milwaukee 3      | Taylor Beck       | Jeremy Smith       |
| 2   | May 1    | Houston 2 at Milwaukee 0      | Warren Peters     | Matt Hackett       |
| 3   | May 3    | Milwaukee 5 at Houston 3      | Steve Begin       | Jeremy Smith       |
| 4   | May 5    | Milwaukee 2 at Houston 3 (OT) | Carson McMillan   | Matt Hackett       |
| 5   | May 6    | Milwaukee 2 at Houston 3 (OT) | Robbie Earl       | Matt Hackett       |
| 6   | May 8    | Houston 4 at Milwaukee 5 (OT) | Kelsey Wilson     | Jeremy Smith       |
| 7   | May 10   | Houston 4 at Milwaukee 2      | Casey Wellman     | Matt Hackett       |

(Houston wins series, 4 games to 3)

## 2011 MILWAUKEE ADMIRALS CALDER CUP PLAYOFF SCORING

| #      | Player            | Pos | GP | G  | A  | PTS | +/- | PIM | PP | SH | GW | OT | Shots | Sh%  |
|--------|-------------------|-----|----|----|----|-----|-----|-----|----|----|----|----|-------|------|
| 19     | Gabriel Bourque*  | LW  | 13 | 7  | 6  | 13  | 7   | 4   | 1  | 0  | 0  | 0  | 21    | 33.3 |
| 8      | Ryan Thang*       | LW  | 13 | 5  | 8  | 13  | 9   | 10  | 0  | 0  | 2  | 1  | 23    | 21.7 |
| 18     | Chris Mueller     | RW  | 13 | 4  | 7  | 11  | 3   | 13  | 1  | 0  | 0  | 0  | 35    | 11.4 |
| 17     | Kelsey Wilson     | LW  | 9  | 1  | 7  | 8   | 0   | 11  | 0  | 0  | 1  | 1  | 14    | 7.1  |
| 22     | Steve Begin       | C   | 13 | 3  | 4  | 7   | 2   | 12  | 0  | 1  | 1  | 0  | 30    | 10   |
| 33     | Roman Josi*       | D   | 13 | 1  | 6  | 7   | 4   | 8   | 1  | 0  | 0  | 0  | 27    | 3.7  |
| 12     | Andreas Thuresson | RW  | 13 | 3  | 3  | 6   | 2   | 10  | 0  | 0  | 0  | 0  | 22    | 13.6 |
| 29     | Mark Van Guilder  | C   | 13 | 3  | 3  | 6   | 4   | 2   | 0  | 0  | 2  | 1  | 20    | 15   |
| 20     | Mike Bartlett     | RW  | 13 | 2  | 3  | 5   | 1   | 8   | 0  | 0  | 0  | 0  | 11    | 18.2 |
| 25     | Grant Lewis       | D   | 11 | 0  | 4  | 4   | 2   | 18  | 0  | 0  | 0  | 0  | 8     | 0    |
| 6      | Aaron Johnson     | D   | 13 | 1  | 2  | 3   | 5   | 16  | 1  | 0  | 0  | 0  | 24    | 4.2  |
| 21     | Taylor Beck*      | RW  | 8  | 2  | 0  | 2   | -1  | 2   | 1  | 0  | 1  | 0  | 8     | 25   |
| 24     | Matt Halischuk    | RW  | 1  | 1  | 1  | 2   | -1  | 0   | 1  | 0  | 0  | 0  | 6     | 16.7 |
| 15     | Ryan Ellis*       | D   | 7  | 1  | 1  | 2   | 0   | 2   | 1  | 0  | 0  | 0  | 10    | 10   |
| 2      | Teemu Laakso      | D   | 8  | 1  | 1  | 2   | 3   | 0   | 1  | 0  | 0  | 0  | 20    | 5    |
| 5      | Blake Geoffrion*  | C   | 1  | 0  | 2  | 2   | -1  | 2   | 0  | 0  | 0  | 0  | 2     | 0    |
| 11     | Mark Santorelli   | LW  | 8  | 0  | 2  | 2   | 0   | 0   | 0  | 0  | 0  | 0  | 11    | 0    |
| 4      | Scott Ford        | D   | 13 | 0  | 2  | 2   | 2   | 10  | 0  | 0  | 0  | 0  | 9     | 0    |
| 13     | Cory Conacher*    | LW  | 7  | 0  | 1  | 1   | 2   | 6   | 0  | 0  | 0  | 0  | 14    | 0    |
| 7      | Brett Palin       | D   | 13 | 0  | 1  | 1   | -3  | 4   | 0  | 0  | 0  | 0  | 11    | 0    |
| 3      | Jonathon Blum     | D   | 1  | 0  | 0  | 0   | 0   | 0   | 0  | 0  | 0  | 0  | 0     | 0    |
| 42     | Austin Watson*    | C   | 3  | 0  | 0  | 0   | 0   | 0   | 0  | 0  | 0  | 0  | 1     | 0    |
| 32     | Dylan Hunter      | LW  | 5  | 0  | 0  | 0   | -1  | 2   | 0  | 0  | 0  | 0  | 3     | 0    |
| 16     | Ben Ryan*         | C   | 6  | 0  | 0  | 0   | -1  | 2   | 0  | 0  | 0  | 0  | 5     | 0    |
| 28     | Michael Latta*    | C   | 7  | 0  | 0  | 0   | -1  | 12  | 0  | 0  | 0  | 0  | 5     | 0    |
| 10     | Ryan Flynn*       | RW  | 9  | 0  | 0  | 0   | -2  | 4   | 0  | 0  | 0  | 0  | 9     | 0    |
| 30     | Jeremy Smith*     | G   | 13 | 0  | 0  | 0   | 0   | 0   | 0  | 0  | 0  | 0  | 0     | 0    |
| TOTALS |                   |     | 13 | 35 | 64 | 99  | 35  | 158 | 8  | 1  | 7  | 3  | 349   | 0.1  |

| #      | Goalie        | GP | MINS | W | L | SO | GA | GAA  | SA  | SVS | SV%  |
|--------|---------------|----|------|---|---|----|----|------|-----|-----|------|
| 30     | Jeremy Smith* | 13 | 843  | 7 | 6 | 0  | 32 | 2.28 | 462 | 430 | .931 |
| TOTALS |               | 13 | 843  | 7 | 6 | 0  | 32 | 2.28 | 462 | 430 | .931 |

Bold - on Nashville Predators 2010-11 reserve list

\* - denotes rookie

Bold - on Nashville Predators 2010-11 reserve list

\* - denotes rookie



# NHL & OPPONENTS







## NHL & OPPONENTS

### 2010-11 FINAL STANDINGS

#### EASTERN CONFERENCE

| ATLANTIC            | GP | W  | L  | OT | PTS | ROW | GF  | GA  |
|---------------------|----|----|----|----|-----|-----|-----|-----|
| Philadelphia Flyers | 82 | 47 | 23 | 12 | 106 | 44  | 259 | 223 |
| Pittsburgh Penguins | 82 | 49 | 25 | 8  | 106 | 39  | 238 | 199 |
| New York Rangers    | 82 | 44 | 33 | 5  | 93  | 35  | 233 | 198 |
| New Jersey Devils   | 82 | 38 | 39 | 5  | 81  | 35  | 174 | 209 |
| New York Islanders  | 82 | 30 | 39 | 13 | 73  | 26  | 229 | 264 |

| NORTHEAST           | GP | W  | L  | OT | PTS | ROW | GF  | GA  |
|---------------------|----|----|----|----|-----|-----|-----|-----|
| Boston Bruins       | 82 | 46 | 25 | 11 | 103 | 44  | 246 | 195 |
| Montreal Canadiens  | 82 | 44 | 30 | 8  | 96  | 41  | 216 | 209 |
| Buffalo Sabres      | 82 | 43 | 29 | 10 | 96  | 38  | 245 | 229 |
| Toronto Maple Leafs | 82 | 37 | 34 | 11 | 85  | 32  | 218 | 251 |
| Ottawa Senators     | 82 | 32 | 40 | 10 | 74  | 30  | 192 | 250 |

| SOUTHEAST           | GP | W  | L  | OT | PTS | ROW | GF  | GA  |
|---------------------|----|----|----|----|-----|-----|-----|-----|
| Washington Capitals | 82 | 48 | 23 | 11 | 107 | 43  | 224 | 197 |
| Tampa Bay Lightning | 82 | 46 | 25 | 11 | 103 | 40  | 247 | 240 |
| Carolina Hurricanes | 82 | 40 | 31 | 11 | 91  | 35  | 236 | 239 |
| Atlanta Thrashers   | 82 | 34 | 36 | 12 | 80  | 29  | 223 | 269 |
| Florida Panthers    | 82 | 30 | 40 | 12 | 72  | 26  | 195 | 229 |

#### WESTERN CONFERENCE

| CENTRAL               | GP | W  | L  | OT | PTS | ROW | GF  | GA  |
|-----------------------|----|----|----|----|-----|-----|-----|-----|
| Detroit Red Wings     | 82 | 47 | 25 | 10 | 104 | 43  | 261 | 241 |
| Nashville Predators   | 82 | 44 | 27 | 11 | 99  | 38  | 219 | 194 |
| Chicago Blackhawks    | 82 | 44 | 29 | 9  | 97  | 38  | 258 | 225 |
| St. Louis Blues       | 82 | 38 | 33 | 11 | 87  | 34  | 240 | 234 |
| Columbus Blue Jackets | 82 | 34 | 35 | 13 | 81  | 29  | 215 | 258 |

| NORTHWEST          | GP | W  | L  | OT | PTS | ROW | GF  | GA  |
|--------------------|----|----|----|----|-----|-----|-----|-----|
| Vancouver Canucks  | 82 | 54 | 19 | 9  | 117 | 50  | 262 | 185 |
| Calgary Flames     | 82 | 41 | 29 | 12 | 94  | 32  | 250 | 237 |
| Minnesota Wild     | 82 | 39 | 35 | 8  | 86  | 36  | 206 | 233 |
| Colorado Avalanche | 82 | 30 | 44 | 8  | 68  | 24  | 227 | 288 |
| Edmonton Oilers    | 82 | 25 | 45 | 12 | 62  | 23  | 193 | 269 |

| PACIFIC           | GP | W  | L  | OT | PTS | ROW | GF  | GA  |
|-------------------|----|----|----|----|-----|-----|-----|-----|
| San Jose Sharks   | 82 | 48 | 25 | 9  | 105 | 43  | 248 | 213 |
| Anaheim Ducks     | 82 | 47 | 30 | 5  | 99  | 43  | 239 | 235 |
| Phoenix Coyotes   | 82 | 43 | 26 | 13 | 99  | 38  | 231 | 226 |
| Los Angeles Kings | 82 | 46 | 30 | 6  | 98  | 36  | 219 | 198 |
| Dallas Stars      | 82 | 42 | 29 | 11 | 95  | 37  | 227 | 233 |

GP - Games Played W - Wins L - Losses PTS - Points OT - Overtime/Shootout Losses  
ROW - Regulation/Overtime Wins (first tiebreaker if tied in points) GF - Goals For GA - Goals Against

#### 2011 STANLEY CUP PLAYOFF RESULTS

| EASTERN CONFERENCE                  | WESTERN CONFERENCE                 |
|-------------------------------------|------------------------------------|
| <b>QUARTERFINALS</b>                | <b>QUARTERFINALS</b>               |
| Washington defeated NY Rangers, 4-1 | Vancouver defeated Chicago, 4-3    |
| Philadelphia defeated Buffalo, 4-3  | San Jose defeated Los Angeles, 4-2 |
| Boston defeated Montreal, 4-3       | Detroit defeated Phoenix, 4-0      |
| Tampa Bay defeated Pittsburgh, 4-3  | Nashville defeated Anaheim, 4-2    |
| <b>SEMIFINALS</b>                   | <b>SEMIFINALS</b>                  |
| Boston defeated Philadelphia, 4-0   | Vancouver defeated Nashville, 4-2  |
| Tampa Bay defeated Washington, 4-0  | San Jose defeated Detroit, 4-3     |
| <b>CONFERENCE FINALS</b>            | <b>CONFERENCE FINALS</b>           |
| Boston defeated Tampa Bay, 4-3      | Vancouver defeated San Jose, 4-1   |

#### STANLEY CUP FINALS

Boston defeated Vancouver, 4-3

## NHL & OPPONENTS

### 2010-11 NHL AWARDS

| AWARD                             | GIVEN TO   | WINNER/TEAM  |
|-----------------------------------|--|--|
| Hart Memorial Trophy              | Most valuable player, selected by the Professional Hockey Writers' Association                         | Corey Perry, Anaheim Ducks                         |
| Art Ross Trophy                   | NHL scoring leader   | Daniel Sedin, Vancouver Canucks                    |
| Maurice "Rocket" Richard Trophy   | NHL goal-scoring leader  | Corey Perry, Anaheim Ducks                         |
| Calder Memorial Trophy            | Rookie of the year, selected by the PHWA   | Jeff Skinner, Carolina Hurricanes                  |
| James Norris Memorial Trophy      | Top defenseman, selected by the PHWA   | Nicklas Lidstrom, Detroit Red Wings                |
| Vezina Trophy                     | Top goaltender, selected by the NHL general managers   | Tim Thomas, Boston Bruins                          |
| Conn Smythe Trophy                | Playoff MVP, selected by the PHWA  | Tim Thomas, Boston Bruins                          |
| William M. Jennings Trophy        | Team goaltender(s) with fewest goals against   | Roberto Luongo & Cory Schneider, Vancouver Canucks |
| Lady Byng Memorial Trophy         | Most sportsmanlike player, selected by the PHWA  | Martin St. Louis, Tampa Bay Lightning              |
| Frank J. Selke Trophy             | Top defensive forward, selected by the PHWA  | Ryan Kesler, Vancouver Canucks                     |
| Bill Masterton Memorial Trophy    | Player who best exemplifies perseverance, sportsmanship and dedication to hockey, selected by the PHWA | Ian Laperriere, Philadelphia Flyers                |
| King Clancy Memorial Trophy       | Player who best exemplifies leadership and humanitarian contributions                                  | Doug Weight, New York Islanders                    |
| Ted Lindsay Award                 | Most valuable player, selected by the NHL Players' Association   | Daniel Sedin, Vancouver Canucks                    |
| Jack Adams Award                  | Coach of the year, selected by the NHL Broadcasters' Association                                       | Dan Bylsma, Pittsburgh Penguins                    |
| NHL Foundation Award              | Contribution to charitable causes  | Dustin Brown, Los Angeles Kings                    |
| General Manager of the Year Award |  | Mike Gillis, Vancouver Canucks                     |
| Mark Messier Leadership Award     | Superior leader in hockey and a contributing member of society.  | Zdeno Chara, Boston Bruins                         |
| Lester Patrick Trophy             | Hockey personnel who have given outstanding service to hockey in the U.S.                              | David Andrews, Cam Neely, Jack Parker, Jerry York  |
| Presidents' Trophy                | Club with top regular-season record  | Vancouver Canucks                                  |
| Prince of Wales Trophy            | Eastern Conference Champion  | Boston Bruins                                      |
| Clarence S. Campbell Bowl         | Western Conference Champion  | Vancouver Canucks                                  |
| Stanley Cup                       | NHL Playoff Champion   | Boston Bruins                                      |



NASHVILLE PREDATORS 2010-11 NHL AWARD NOMINEES: Pekka Rinne (Vezina Trophy), David Poile (GM of the Year), Shea Weber (Norris Trophy) & Barry Trotz (Jack Adams Award)





## NHL & OPPONENTS

### 2010-11 ALL-STARS & LEADERS/ NHL DIRECTORY

#### 2010-11 NHL ALL-STAR TEAMS

##### FIRST ALL-STAR TEAM

|            |                  |                     |
|------------|------------------|---------------------|
| GOALTENDER | Tim Thomas       | Boston Bruins       |
| DEFENSE    | Nicklas Lidstrom | Detroit Red Wings   |
| DEFENSE    | Shea Weber       | Nashville Predators |
| CENTER     | Henrik Sedin     | Vancouver Canucks   |
| LEFT WING  | Daniel Sedin     | Vancouver Canucks   |
| RIGHT WING | Corey Perry      | Anaheim Ducks       |

##### SECOND ALL-STAR TEAM

|            |                    |                     |
|------------|--------------------|---------------------|
| GOALTENDER | Pekka Rinne        | Nashville Predators |
| DEFENSE    | Zdeno Chara        | Boston Bruins       |
| DEFENSE    | Lubomir Visnovsky  | Anaheim Ducks       |
| CENTER     | Steven Stamkos     | Tampa Bay Lightning |
| LEFT WING  | Alexander Ovechkin | Washington Capitals |
| RIGHT WING | Martin St. Louis   | Tampa Bay Lightning |

##### ALL-ROOKIE TEAM

|            |                 |                     |
|------------|-----------------|---------------------|
| GOALTENDER | Corey Crawford  | Chicago Blackhawks  |
| DEFENSE    | John Carlson    | Washington Capitals |
| DEFENSE    | P.K. Subban     | Montreal Canadiens  |
| FORWARD    | Logan Couture   | San Jose Sharks     |
| FORWARD    | Michael Grabner | New York Islanders  |
| FORWARD    | Jeff Skinner    | Carolina Hurricanes |

#### 2010-11 NHL CATEGORY LEADERS

| CATEGORY                     | LEADER                         | TEAM                                 | TOTAL |
|------------------------------|--------------------------------|--------------------------------------|-------|
| Goals                        | Corey Perry                    | Anaheim Ducks                        | 50    |
| Assists                      | Henrik Sedin                   | Vancouver Canucks                    | 75    |
| Points                       | Daniel Sedin                   | Vancouver Canucks                    | 104   |
| Points by Defenseman         | Lubomir Visnovsky              | Anaheim Ducks                        | 68    |
| Points by Rookie             | Jeff Skinner                   | Carolina Hurricanes                  | 63    |
| Power-play Goals             | Daniel Sedin                   | Vancouver Canucks                    | 18    |
| Shorthanded Goals            | Frans Nielsen                  | New York Islanders                   | 7     |
| Game-winning Goals           | Alexander Ovechkin/Corey Perry | Washington Capitals/Anaheim Ducks    | 11    |
| Overtime Goals               | Ilya Kovalchuk                 | New Jersey Devils                    | 4     |
| Shootout Game Deciding Goals | Jarret Stoll/Alex Tanguay      | Los Angeles Kings/Calgary Flames     | 4     |
| Shots                        | Alexander Ovechkin             | Washington Capitals                  | 367   |
| Shooting Percentage          | Sergei Kostitsyn               | Nashville Predators                  | 24.7% |
| Plus/Minus                   | Zdeno Chara                    | Boston Bruins                        | 33    |
| Goals Against Average        | Tim Thomas                     | Boston Bruins                        | 2.00  |
| Goaltender Wins              | Roberto Luongo/Carey Price     | Vancouver Canucks/Montreal Canadiens | 38    |
| Save Percentage              | Tim Thomas                     | Boston Bruins                        | .938  |
| Shutouts                     | Henrik Lundqvist               | New York Rangers                     | 11    |

#### NHL New York, NHL Enterprises, L.P. & NHL Productions/NHL Images

New York, 1185 Avenue of the Americas,  
New York, NY 10036, 212-789-2000,  
Fax: 212-789-2020, Fax: 212-789-2070

#### NHL Montréal,

1800 McGill College Avenue, Suite 2600,  
Montréal, Québec, H3A 3J6  
514-841-9220, Fax: 514-841-1070

#### NHL Toronto & NHL Enterprises Canada, L.P.,

50 Bay Street, 11th Floor,  
Toronto, Ontario, M5J 2X8,  
416-359-7900, Fax: 416-981-2769



#### Executive

Commissioner Gary B. Bettman  
Deputy Commissioner William Daly  
Chief Operating Officer John Collins  
Senior Executive Vice President of Hockey Operations Colin Campbell

## NHL & OPPONENTS

### 2010-11 CRITICAL DATES

#### SEPTEMBER

- 9 Opening Day of Rookie Camp
- 16 Opening Day of Training Camp
- 19 Pre-season schedule begins
- 20 NHL Board of Governors Meeting
- 21-24 USHL Fall Classic (Sioux City, Iowa)
- 26 Kraft Hockeyville - Winnipeg Jets vs. Ottawa Senators (Mile One Centre, St. John's, N.L.)

#### OCTOBER

- Hockey Fights Cancer Awareness Month*
- 5 Opening Day Playing Rosters set (2:00 p.m. CT)
- 6 Opening Night - 94th NHL Regular Season begins
- 6 Bruins Raise Stanley Cup Banner - Philadelphia Flyers at Boston Bruins
- 6 NHL Face-Off (Winnipeg)
- 7 2011 Compuware NHL Premiere - Anaheim Ducks at Buffalo Sabres (Helsinki, Finland)
- 7 2011 Compuware NHL Premiere - New York Rangers at Los Angeles Kings (Stockholm, Sweden)
- 8 2011 Compuware NHL Premiere - New York Rangers at Anaheim Ducks (Stockholm, Sweden)
- 8 2011 Compuware NHL Premiere - Buffalo Sabres at Los Angeles Kings (Berlin, Germany)
- 9 Winnipeg Jets host first 2011-12 regular season game at MTS Centre (vs. Montreal Canadiens)
- 26 A Celebration of Lester Patrick (St. Paul, Minn.)  
*Recipients: Mark Johnson, Bob Pulford, Tony Rossi, Jeff Sauer*

#### NOVEMBER

- 7-17 2011 Subway Super Series (CHL)
- 8-13 U20 Four Nations Cup
- 12 Hockey Hall of Fame Game (Ottawa Senators at Toronto Maple Leafs)
- 13 Hockey Hall of Fame Legends Classic
- 14 Hockey Hall of Fame Induction Ceremony (Toronto, Ont.)  
*Inductees: Ed Belfour, Doug Gilmour, Mark Howe, Joe Nieuwendyk (Player Category)*
- 25 First NBC Broadcast: Detroit Red Wings at Boston Bruins
- 26 NHL Founders Day (1917) - 11 games on schedule

#### DECEMBER

- 1 Signing deadline for Group 2 free agents (4:00 p.m. CT)
- 5-6 NHL Board of Governors Meeting
- 12 U.S. Hockey Hall of Fame Induction Ceremony (Chicago, Ill.)  
*Inductees: Chris Chelios, Mike Emrick, Ed Snider, Gary Suter, Keith Tkachuk*
- 19-27 Holiday Roster Freeze in effect. For all players on an NHL active roster, injured reserve, or players with non-roster and injured non-roster status as of midnight, local time, December 19, a roster freeze shall apply through midnight local time December 27, with respect to waivers, trades and loans, subject to the exceptions provided for in CBA Article 16.10.
- 24-25 No scheduled practices - dressing rooms closed
- 26 - Jan.5 IIHF World U20 Championship (Edmonton & Calgary, Alta.)

#### JANUARY

- 2 2012 Bridgestone NHL Winter Classic - New York Rangers at Philadelphia Flyers (Philadelphia)
- 26-30 NHL All-Star Break (no games played)
- 26-29 No scheduled practices - dressing rooms closed
- 28 NHL Honda SuperSkills (Scotiabank Place, Ottawa, Ont.)
- 29 59th NHL All-Star Game (Scotiabank Place, Ottawa, Ont.)
- 29 AHL All-Star Skills Competition (Atlantic City, N.J.)
- 30 AHL All-Star Classic (Atlantic City, N.J.)
- 31 NHL Regular Season Schedule Resumes
- 31-Feb 1 Home Hardware CHL/NHL Top Prospects Game (Kelowna, B.C.)

#### FEBRUARY

- Hockey is for Everyone Month*
- 11 CBC's Hockey Day in Canada (Host: P.E.I.)  
Edmonton Oilers at Ottawa Senators; Montreal Canadiens at Toronto Maple Leafs;  
Vancouver Canucks at Calgary Flames
- 17-19 Hockey Weekend Across America (USA Hockey)
- 19 Hockey Day in America (NBC)
- 27 Trade deadline (2:00 p.m. CT)

#### MARCH

- 12-14 NHL General Managers Meeting (Boca Raton, Fla.)
- 23-25 NCAA Regionals

#### APRIL

- 5-7 NCAA Frozen Four (St. Pete Times Forum, Tampa, Fla.)
- 7 Busiest Day in NHL season - 15 games
- 7 Last day of 2011-12 regular season
- 11 Stanley Cup Playoffs begin
- 12-22 IIHF U18 World Championship (Czech Republic)

#### MAY

- 4-20 IIHF World Championship (Helsinki, Finland, Stockholm, Sweden)
- 5-13 2012 RBC Cup (Elgar Petersen Arena, Humboldt, Sask.)
- 18-27 2011 CHL Memorial Cup (Centre Bionest, Shawinigan, Que.)
- 28-June 2 2012 NHL Combine

#### JUNE

- 15 Last possible day for 2012 Stanley Cup Final
- TBA Deadline for first club-elected salary arbitration (later of June 15 or 48 hours after the conclusion of the Stanley Cup Final, 4:00 p.m. CT)
- 20 2012 NHL Awards
- 22-23 NHL Entry Draft

#### JULY

- 1 Free Agency period begins
- 5 Deadline for player-elected salary arbitration notification (4:00 p.m. CT)
- 6 Deadline for club-elected salary arbitration notification (4:00 p.m. CT)
- 20 - Aug.4 Salary arbitration hearings held

#### AUGUST

- 6 Deadline for salary arbitration decisions to be rendered







# NHL & OPPONENTS

## ANAHEIM DUCKS



Honda Center • 2695 Katella Ave.  
Anaheim, CA 92806 • (714) 940-2900  
GM: Bob Murray  
Head Coach: Randy Carlyle  
PR: Alex Gilchrist, Steve Hoem, Lauren O'Gorman

### 2010-11 SEASON SERIES

| @ NASHVILLE |               |                |  |
|-------------|---------------|----------------|--|
| Date        | Score         | W/Goal         |  |
| 24 Mar '11  | ANA 4 @ NSH 5 | David Legwand  |  |
| 09 Oct '10  | ANA 1 @ NSH 4 | Steve Sullivan |  |

### GOALS BY PERIOD

|           | 1st | 2nd | 3rd | OT | Total |
|-----------|-----|-----|-----|----|-------|
| Nashville | 6   | 5   | 6   | -  | 17    |
| Anaheim   | 3   | 1   | 7   | -  | 11    |

### INDIVIDUAL SCORING

| PREDATORS        |    |   |   |   |     |     |    |    |  |  |
|------------------|----|---|---|---|-----|-----|----|----|--|--|
| PLAYER           | GP | G | A | P | +/- | PIM | PP | SH |  |  |
| Patric Hornqvist | 4  | 3 | 4 | 7 | 6   | 2   | 0  | 0  |  |  |
| Sergei Kostitsyn | 2  | 3 | 1 | 4 | 4   | 0   | 0  | 0  |  |  |
| Cody Franson     | 4  | 1 | 3 | 4 | 6   | 2   | 0  | 0  |  |  |
| Steve Sullivan   | 2  | 2 | 1 | 3 | 4   | 2   | 1  | 0  |  |  |
| Shea Weber       | 4  | 1 | 2 | 3 | 2   | 2   | 0  | 1  |  |  |
| Marcel Goc       | 3  | 1 | 2 | 3 | 2   | 0   | 0  | 0  |  |  |
| Nick Spaling     | 3  | 1 | 2 | 3 | 0   | 2   | 0  | 0  |  |  |
| Jordin Tootoo    | 3  | 1 | 2 | 3 | 2   | 2   | 0  | 0  |  |  |
| David Legwand    | 4  | 2 | 0 | 2 | 1   | 2   | 0  | 1  |  |  |
| Cal O'Reilly     | 2  | 1 | 1 | 2 | 4   | 0   | 0  | 0  |  |  |
| Kevin Klein      | 4  | 0 | 2 | 2 | 0   | 2   | 0  | 0  |  |  |
| Joel Ward        | 4  | 0 | 2 | 2 | -1  | 4   | 0  | 0  |  |  |
| Ryan Suter       | 3  | 0 | 2 | 2 | 4   | 2   | 0  | 0  |  |  |
| Jerred Smithson  | 4  | 1 | 0 | 1 | 1   | 0   | 0  | 0  |  |  |
| J-P Dumont       | 4  | 0 | 1 | 1 | 1   | 2   | 0  | 0  |  |  |
| Shane O'Brien    | 4  | 0 | 1 | 1 | 2   | 6   | 0  | 0  |  |  |
| Jonathon Blum    | 1  | 0 | 1 | 1 | 2   | 0   | 0  | 0  |  |  |
| Colin Wilson     | 4  | 0 | 0 | 0 | -1  | 0   | 0  | 0  |  |  |
| Francis Bouillon | 3  | 0 | 0 | 0 | -2  | 7   | 0  | 0  |  |  |
| Wade Belak       | 2  | 0 | 0 | 0 | 0   | 5   | 0  | 0  |  |  |
| Martin Erat      | 2  | 0 | 0 | 0 | -1  | 0   | 0  | 0  |  |  |
| Mike Fisher      | 1  | 0 | 0 | 0 | 1   | 0   | 0  | 0  |  |  |
| Blake Geoffroy   | 1  | 0 | 0 | 0 | 0   | 0   | 0  | 0  |  |  |
| Matthew Lombardi | 1  | 0 | 0 | 0 | -1  | 0   | 0  | 0  |  |  |
| Chris Mueller    | 1  | 0 | 0 | 0 | 0   | 2   | 0  | 0  |  |  |
| Alexander Sulzer | 1  | 0 | 0 | 0 | 2   | 0   | 0  | 0  |  |  |
| Marek Svratos    | 1  | 0 | 0 | 0 | 0   | 0   | 0  | 0  |  |  |

Power Play: 1-6 6.2% / Penalty Killing: 13-16 81.2%

### GOALTENDING

| PREDATORS       |    |     |        |    |     |     |      |
|-----------------|----|-----|--------|----|-----|-----|------|
|                 | GP | MIN | W-L-OT | GA | SA  | SV  | SV%  |
| Pekka Rinne     | 3  | 163 | 3-0-0  | 6  | 109 | 103 | .945 |
| Anders Lindback | 2  | 77  | 0-1-0  | 5  | 44  | 39  | .886 |

### DUCKS

|              | GP | MIN | W-L-OT | GA | SA  | SV | GAA  | SV%  |
|--------------|----|-----|--------|----|-----|----|------|------|
| Jonas Hiller | 4  | 190 | 1-2-0  | 13 | 104 | 94 | 4.10 | .875 |
| Dan Ellis    | 1  | 46  | 0-1-0  | 2  | 19  | 17 | 2.61 | .895 |

| @ ANAHEIM  |               |                  |  |
|------------|---------------|------------------|--|
| Date       | Score         | W/Goal           |  |
| 05 Jan '11 | NSH 4 @ ANA 1 | Patric Hornqvist |  |
| 07 Nov '10 | NSH 4 @ ANA 5 | Paul Mara        |  |

### SHOTS BY PERIOD

|           | 1st | 2nd | 3rd | OT | Total |
|-----------|-----|-----|-----|----|-------|
| Nashville | 42  | 45  | 38  | -  | 125   |
| Anaheim   | 50  | 46  | 57  | -  | 153   |

| DUCKS               |    |   |   |   |     |     |    |    |  |  |
|---------------------|----|---|---|---|-----|-----|----|----|--|--|
| PLAYER              | GP | G | A | P | +/- | PIM | PP | SH |  |  |
| Teemu Selanne       | 4  | 3 | 3 | 6 | 1   | 2   | 2  | 0  |  |  |
| Saku Koivu          | 4  | 4 | 0 | 4 | -1  | 0   | 1  | 0  |  |  |
| Corey Perry         | 4  | 2 | 2 | 4 | -4  | 2   | 0  | 0  |  |  |
| Bobby Ryan          | 4  | 0 | 3 | 3 | -2  | 2   | 0  | 0  |  |  |
| Ryan Getzlaf        | 3  | 0 | 3 | 3 | 0   | 0   | 0  | 0  |  |  |
| Lubomir Visnovsky   | 4  | 1 | 1 | 2 | -1  | 0   | 0  | 0  |  |  |
| Jason Blake         | 3  | 0 | 2 | 2 | 0   | 0   | 0  | 0  |  |  |
| Paul Mara           | 2  | 1 | 0 | 1 | 0   | 2   | 0  | 0  |  |  |
| Cam Fowler          | 4  | 0 | 1 | 1 | -4  | 0   | 0  | 0  |  |  |
| Andreas Lilja       | 3  | 0 | 1 | 1 | -1  | 4   | 0  | 0  |  |  |
| Toni Lydman         | 3  | 0 | 1 | 1 | 0   | 2   | 0  | 0  |  |  |
| George Parros       | 3  | 0 | 1 | 1 | 0   | 5   | 0  | 0  |  |  |
| Dan Sexton          | 2  | 0 | 1 | 1 | -2  | 0   | 0  | 0  |  |  |
| Ryan Carter         | 1  | 0 | 1 | 1 | 1   | 2   | 0  | 0  |  |  |
| Todd Marchant       | 4  | 0 | 0 | 0 | -5  | 2   | 0  | 0  |  |  |
| Sheldon Brookbank   | 3  | 0 | 0 | 0 | 0   | 2   | 0  | 0  |  |  |
| Luca Sbisa          | 3  | 0 | 0 | 0 | -6  | 2   | 0  | 0  |  |  |
| Matt Beleskey       | 2  | 0 | 0 | 0 | -3  | 0   | 0  | 0  |  |  |
| Kyle Chipchura      | 2  | 0 | 0 | 0 | -1  | 0   | 0  | 0  |  |  |
| Brandon McMillan    | 2  | 0 | 0 | 0 | -2  | 2   | 0  | 0  |  |  |
| Francois Beauchemin | 1  | 0 | 0 | 0 | -2  | 0   | 0  | 0  |  |  |
| Troy Bodie          | 1  | 0 | 0 | 0 | -1  | 5   | 0  | 0  |  |  |
| Nick Bonino         | 1  | 0 | 0 | 0 | -1  | 2   | 0  | 0  |  |  |
| Josh Green          | 1  | 0 | 0 | 0 | 1   | 0   | 0  | 0  |  |  |
| Maxim Lapierre      | 1  | 0 | 0 | 0 | -3  | 0   | 0  | 0  |  |  |
| Joffrey Lupul       | 1  | 0 | 0 | 0 | 0   | 0   | 0  | 0  |  |  |
| Brendan Mikkelsen   | 1  | 0 | 0 | 0 | -1  | 0   | 0  | 0  |  |  |
| Kyle Palmieri       | 1  | 0 | 0 | 0 | -1  | 0   | 0  | 0  |  |  |
| Jarkko Ruutu        | 1  | 0 | 0 | 0 | 0   | 2   | 0  | 0  |  |  |
| Andy Sutton         | 1  | 0 | 0 | 0 | 0   | 2   | 0  | 0  |  |  |
| Aaron Voros         | 1  | 0 | 0 | 0 | -1  | 2   | 0  | 0  |  |  |
| Brad Winchester     | 1  | 0 | 0 | 0 | -2  | 0   | 0  | 0  |  |  |

Power Play: 3-16 18.8% / Penalty Killing: 15-16 93.8%

|         | OVERALL |    |    |    |     |     |     | HOME |    |   |    |     |    |    | ROAD |   |    |    |     |    |    |
|---------|---------|----|----|----|-----|-----|-----|------|----|---|----|-----|----|----|------|---|----|----|-----|----|----|
| Season  | GP      | W  | L  | OT | PTS | GF  | GA  | GP   | W  | L | OT | PTS | GF | GA | GP   | W | L  | OT | PTS | GF | GA |
| 1998-99 | 4       | 2  | 2  | 0  | 4   | 8   | 11  | 2    | 2  | 0 | 0  | 4   | 5  | 2  | 2    | 0 | 2  | 0  | 0   | 3  | 9  |
| 1999-00 | 4       | 0  | 4  | 0  | 0   | 5   | 13  | 2    | 0  | 2 | 0  | 0   | 4  | 9  | 2    | 0 | 2  | 0  | 0   | 1  | 4  |
| 2000-01 | 4       | 1  | 0  | 3  | 5   | 8   | 6   | 2    | 0  | 0 | 2  | 2   | 5  | 5  | 2    | 1 | 0  | 1  | 3   | 3  | 1  |
| 2001-02 | 4       | 1  | 3  | 0  | 2   | 8   | 13  | 2    | 1  | 1 | 0  | 2   | 3  | 4  | 2    | 0 | 2  | 0  | 0   | 5  | 9  |
| 2002-03 | 4       | 1  | 2  | 1  | 3   | 4   | 8   | 2    | 1  | 0 | 1  | 3   | 3  | 3  | 2    | 0 | 2  | 0  | 0   | 1  | 5  |
| 2003-04 | 4       | 3  | 1  | 0  | 6   | 11  | 10  | 2    | 1  | 1 | 0  | 2   | 4  | 5  | 2    | 2 | 0  | 0  | 4   | 7  | 5  |
| 2005-06 | 4       | 1  | 3  | 0  | 2   | 9   | 16  | 2    | 1  | 1 | 0  | 2   | 5  | 6  | 2    | 0 | 2  | 0  | 0   | 4  | 10 |
| 2006-07 | 4       | 2  | 1  | 1  | 5   | 10  | 11  | 2    | 2  | 0 | 0  | 4   | 8  | 4  | 2    | 0 | 1  | 1  | 1   | 2  | 7  |
| 2007-08 | 4       | 1  | 3  | 0  | 2   | 8   | 12  | 2    | 1  | 1 | 0  | 2   | 5  | 4  | 2    | 0 | 2  | 0  | 0   | 3  | 8  |
| 2008-09 | 4       | 2  | 0  | 2  | 6   | 12  | 11  | 2    | 1  | 0 | 1  | 3   | 5  | 4  | 2    | 1 | 0  | 1  | 3   | 7  | 7  |
| 2009-10 | 4       | 2  | 2  | 0  | 4   | 6   | 8   | 2    | 1  | 1 | 0  | 2   | 5  | 4  | 2    | 1 | 1  | 0  | 2   | 1  | 4  |
| 2010-11 | 4       | 3  | 1  | 0  | 6   | 17  | 11  | 2    | 2  | 0 | 0  | 4   | 9  | 5  | 2    | 1 | 1  | 0  | 2   | 8  | 6  |
| Totals  | 48      | 19 | 22 | 7  | 45  | 106 | 130 | 24   | 13 | 7 | 4  | 30  | 61 | 55 | 24   | 6 | 15 | 3  | 15  | 45 | 75 |

OT column includes both ties and overtime losses in 1999-00, 2000-01 (two home ties and one road OT), 2001-02, 2002-03 (one home OT) & 2003-04. OT column includes ties in 1998-99.

|         | DATE             | VISITOR   | HOME |           |   |    |  | DATE    | VISITOR           | HOME      |   |           |   |    |
|---------|------------------|-----------|------|-----------|---|----|--|---------|-------------------|-----------|---|-----------|---|----|
| 2005-06 | October 8, 2005  | Anaheim   | 2    | NASHVILLE | 3 | SO |  | 2008-09 | November 14, 2008 | NASHVILLE | 4 | Anaheim   | 3 | OT |
|         | November 1, 2005 | Nashville | 1    | ANAHEIM   | 4 |    |  |         | February 5, 2009  | Anaheim   | 2 | NASHVILLE | 4 | OT |
|         | January 1, 2006  | ANAHEIM   | 4    | Nashville | 2 |    |  |         | March 18, 2009    | Nashville | 3 | ANAHEIM   | 4 | OT |
|         | March 24, 2006   | Nashville | 3    | ANAHEIM   | 6 |    |  |         | March 24, 2009    | ANAHEIM   | 2 | Nashville | 1 | SO |
| 2006-07 | December 6, 2006 | Nashville | 0    | ANAHEIM   | 4 |    |  | 2009-10 | November 5, 2009  | Nashville | 0 | ANAHEIM   | 4 |    |
|         | January 9, 2007  | Anaheim   | 4    | NASHVILLE | 5 | OT |  |         | January 2, 2010   | Anaheim   | 1 | NASHVILLE | 3 |    |
|         | February 3, 2007 | Anaheim   | 0    | NASHVILLE | 3 |    |  |         | January 9, 2010   | ANAHEIM   | 3 | Nashville | 2 |    |
|         | March 4, 2007    | Nashville | 2    | ANAHEIM   | 3 | SO |  |         | March 12, 2010    | NASHVILLE | 1 | Anaheim   | 0 |    |
| 2007-08 | October 17, 2007 | Nashville | 1    | ANAHEIM   | 3 |    |  | 2010-11 | October 9, 2010   | Anaheim   | 1 | NASHVILLE | 4 |    |
|         | December 8, 2007 | Anaheim   | 2    | NASHVILLE | 4 |    |  |         | November 7, 2010  | Nashville | 4 | ANAHEIM   | 5 |    |
|         | January 7, 2008  | Nashville | 2    | ANAHEIM   | 5 |    |  |         | January 5, 2011   | NASHVILLE | 4 | Anaheim   | 1 |    |
|         | January 17, 2008 | ANAHEIM   | 2    | Nashville | 1 |    |  |         | March 24, 2011    | Anaheim   | 4 | NASHVILLE | 5 |    |



# NHL & OPPONENTS

## BOSTON BRUINS



TD Garden • 100 Legends Way  
Boston, MA 02114 • (617) 624-2327  
GM: Peter Chiarelli  
Head Coach: Claude Julien  
PR: Matt Chmura, Heidi Holland, Eric Tosi

### 2010-11 SEASON SERIES

| @ NASHVILLE |               |            |  |
|-------------|---------------|------------|--|
| Date        | Score         | W/Goal     |  |
| 17 Mar '11* | BOS 3 @ NSH 4 | Shea Weber |  |

### GOALS BY PERIOD

|           | 1st | 2nd | 3rd | OT | Total |
|-----------|-----|-----|-----|----|-------|
| Nashville | 1   | 1   | 1   | 1  | 4     |
| Boston    | 1   | 1   | 1   | 0  | 3     |

### INDIVIDUAL SCORING

| PREDATORS        |    |   |   |   |     |     |    |    |  |
|------------------|----|---|---|---|-----|-----|----|----|--|
| PLAYER           | GP | G | A | P | +/- | PIM | PP | SH |  |
| Sergei Kostitsyn | 1  | 1 | 1 | 2 | 1   | 2   | 0  | 0  |  |
| David Legwand    | 1  | 1 | 1 | 2 | 1   | 0   | 0  | 0  |  |
| Colin Wilson     | 1  | 1 | 1 | 2 | 1   | 0   | 0  | 0  |  |
| Ryan Suter       | 1  | 0 | 2 | 2 | 1   | 0   | 0  | 0  |  |
| Shea Weber       | 1  | 1 | 0 | 1 | 1   | 0   | 1  | 0  |  |
| Jonathon Blum    | 1  | 0 | 1 | 1 | -1  | 0   | 0  | 0  |  |
| Martin Erat      | 1  | 0 | 1 | 1 | 1   | 2   | 0  | 0  |  |
| Kevin Klein      | 1  | 0 | 1 | 1 | -1  | 0   | 0  | 0  |  |
| J-P Dumont       | 1  | 0 | 0 | 0 | 0   | 0   | 0  | 0  |  |
| Mike Fisher      | 1  | 0 | 0 | 0 | -1  | 0   | 0  | 0  |  |
| Cody Franson     | 1  | 0 | 0 | 0 | 0   | 0   | 0  | 0  |  |
| Blake Geoffrion  | 1  | 0 | 0 | 0 | -1  | 0   | 0  | 0  |  |
| Matt Halischuk   | 1  | 0 | 0 | 0 | 0   | 0   | 0  | 0  |  |
| Patric Hornqvist | 1  | 0 | 0 | 0 | 0   | 15  | 0  | 0  |  |
| Shane O'Brien    | 1  | 0 | 0 | 0 | 0   | 0   | 0  | 0  |  |
| Jerred Smithson  | 1  | 0 | 0 | 0 | 0   | 0   | 0  | 0  |  |
| Nick Spaling     | 1  | 0 | 0 | 0 | -1  | 0   | 0  | 0  |  |
| Jordin Tootoo    | 1  | 0 | 0 | 0 | -1  | 0   | 0  | 0  |  |

Power Play: 1-4 25.0% / Penalty Killing: 3-3 100.0%

### GOALTENDING

| PREDATORS   |    |     |        |    |    |    |      |
|-------------|----|-----|--------|----|----|----|------|
|             | GP | MIN | W-L-OT | GA | SA | SV | SV%  |
| Pekka Rinne | 1  | 64  | 1-0-0  | 3  | 38 | 35 | .921 |

### BRUINS

|             | GP | MIN | W-L-OT | GA | SA | SV | GAA  | SV%  |
|-------------|----|-----|--------|----|----|----|------|------|
| Tuukka Rask | 1  | 64  | 0-0-1  | 4  | 31 | 27 | 3.77 | .871 |

| @ BOSTON |       |        |  |
|----------|-------|--------|--|
| Date     | Score | W/Goal |  |
| No Games |       |        |  |

\* overtime \*\* shootout

### SHOTS BY PERIOD

|           | 1st | 2nd | 3rd | OT | Total |
|-----------|-----|-----|-----|----|-------|
| Nashville | 9   | 12  | 7   | 3  | 31    |
| Boston    | 12  | 9   | 16  | 1  | 38    |

| BRUINS            |    |   |   |   |     |     |    |    |  |
|-------------------|----|---|---|---|-----|-----|----|----|--|
| PLAYER            | GP | G | A | P | +/- | PIM | PP | SH |  |
| Patrice Bergeron  | 1  | 1 | 0 | 1 | -1  | 0   | 0  | 0  |  |
| David Krejci      | 1  | 1 | 0 | 1 | 1   | 0   | 0  | 0  |  |
| Tyler Seguin      | 1  | 1 | 0 | 1 | 0   | 0   | 0  | 0  |  |
| Nathan Horton     | 1  | 0 | 1 | 1 | 1   | 0   | 0  | 0  |  |
| Tomas Kaberle     | 1  | 0 | 1 | 1 | 2   | 0   | 0  | 0  |  |
| Milan Lucic       | 1  | 0 | 1 | 1 | 1   | 0   | 0  | 0  |  |
| Rich Peverley     | 1  | 0 | 1 | 1 | 0   | 0   | 0  | 0  |  |
| Mark Recchi       | 1  | 0 | 1 | 1 | -1  | 0   | 0  | 0  |  |
| Michael Ryder     | 1  | 0 | 1 | 1 | -1  | 2   | 0  | 0  |  |
| Johnny Boychuk    | 1  | 0 | 0 | 0 | -1  | 0   | 0  | 0  |  |
| Gregory Campbell  | 1  | 0 | 0 | 0 | 0   | 0   | 0  | 0  |  |
| Zdeno Chara       | 1  | 0 | 0 | 0 | 1   | 0   | 0  | 0  |  |
| Steven Kampfer    | 1  | 0 | 0 | 0 | 0   | 2   | 0  | 0  |  |
| Chris Kelly       | 1  | 0 | 0 | 0 | 0   | 0   | 0  | 0  |  |
| Adam McQuaid      | 1  | 0 | 0 | 0 | 0   | 2   | 0  | 0  |  |
| Daniel Paille     | 1  | 0 | 0 | 0 | 0   | 2   | 0  | 0  |  |
| Dennis Seidenberg | 1  | 0 | 0 | 0 | -2  | 0   | 0  | 0  |  |
| Shawn Thornton    | 1  | 0 | 0 | 0 | 0   | 0   | 0  | 0  |  |

Power Play: 0-3 0.0% / Penalty Killing: 3-4 75.0%

| OVERALL       |           |          |          |          |           |           |           |  |  | HOME     |          |          |          |           |           |           |  |  |  | ROAD     |          |          |          |          |           |           |  |  |  |
|---------------|-----------|----------|----------|----------|-----------|-----------|-----------|--|--|----------|----------|----------|----------|-----------|-----------|-----------|--|--|--|----------|----------|----------|----------|----------|-----------|-----------|--|--|--|
| Season        | GP        | W        | L        | OT       | PTS       | GF        | GA        |  |  | GP       | W        | L        | OT       | PTS       | GF        | GA        |  |  |  | GP       | W        | L        | OT       | PTS      | GF        | GA        |  |  |  |
| 1998-99       | 2         | 0        | 2        | 0        | 0         | 3         | 13        |  |  | 1        | 0        | 1        | 0        | 0         | 2         | 5         |  |  |  | 1        | 0        | 1        | 0        | 0        | 1         | 8         |  |  |  |
| 1999-00       | 2         | 1        | 1        | 0        | 2         | 5         | 6         |  |  | 1        | 0        | 1        | 0        | 0         | 2         | 5         |  |  |  | 1        | 1        | 0        | 0        | 2        | 3         | 1         |  |  |  |
| 2000-01       | 2         | 1        | 0        | 1        | 3         | 3         | 2         |  |  | 1        | 1        | 0        | 0        | 2         | 1         | 0         |  |  |  | 1        | 0        | 0        | 1        | 1        | 2         | 2         |  |  |  |
| 2001-02       | 1         | 0        | 1        | 0        | 0         | 1         | 2         |  |  | 1        | 0        | 1        | 0        | 0         | 1         | 2         |  |  |  | 0        | 0        | 0        | 0        | 0        | 0         | 0         |  |  |  |
| 2002-03       | 2         | 1        | 1        | 0        | 2         | 6         | 3         |  |  | 1        | 1        | 0        | 0        | 2         | 5         | 1         |  |  |  | 1        | 0        | 1        | 0        | 0        | 1         | 2         |  |  |  |
| 2003-04       | 2         | 1        | 1        | 0        | 2         | 4         | 4         |  |  | 1        | 0        | 1        | 0        | 0         | 2         | 3         |  |  |  | 1        | 1        | 0        | 0        | 2        | 2         | 1         |  |  |  |
| 2006-07       | 1         | 1        | 0        | 0        | 2         | 5         | 0         |  |  | 1        | 1        | 0        | 0        | 2         | 5         | 0         |  |  |  | 0        | 0        | 0        | 0        | 0        | 0         | 0         |  |  |  |
| 2007-08       | 1         | 0        | 1        | 0        | 0         | 1         | 3         |  |  | 0        | 0        | 0        | 0        | 0         | 0         | 0         |  |  |  | 1        | 0        | 1        | 0        | 0        | 1         | 3         |  |  |  |
| 2008-09       | 1         | 1        | 0        | 0        | 2         | 3         | 2         |  |  | 1        | 1        | 0        | 0        | 2         | 3         | 2         |  |  |  | 0        | 0        | 0        | 0        | 0        | 0         | 0         |  |  |  |
| 2009-10       | 1         | 0        | 1        | 0        | 0         | 2         | 3         |  |  | 0        | 0        | 0        | 0        | 0         | 0         | 0         |  |  |  | 1        | 0        | 1        | 0        | 0        | 2         | 3         |  |  |  |
| 2010-11       | 1         | 1        | 0        | 0        | 2         | 4         | 3         |  |  | 1        | 1        | 0        | 0        | 2         | 4         | 3         |  |  |  | 0        | 0        | 0        | 0        | 0        | 0         | 0         |  |  |  |
| <b>Totals</b> | <b>16</b> | <b>7</b> | <b>8</b> | <b>1</b> | <b>15</b> | <b>37</b> | <b>41</b> |  |  | <b>9</b> | <b>5</b> | <b>4</b> | <b>0</b> | <b>10</b> | <b>25</b> | <b>21</b> |  |  |  | <b>7</b> | <b>2</b> | <b>4</b> | <b>1</b> | <b>5</b> | <b>12</b> | <b>20</b> |  |  |  |

OT column includes both ties and overtime losses in 1999-00, 2000-01 (one road tie), 2001-02, 2002-03 & 2003-04. OT column includes ties in 1998-99.

| DATE    | VISITOR           | HOME                           |
|---------|-------------------|--------------------------------|
| 1998-99 | December 30, 1998 | <b>BOSTON</b> 5 Nashville 2    |
|         | January 18, 1999  | Nashville 1 <b>BOSTON</b> 8    |
| 1999-00 | November 24, 1999 | <b>BOSTON</b> 5 Nashville 2    |
|         | December 21, 1999 | <b>NASHVILLE</b> 3 Boston 1    |
| 2000-01 | November 11, 2000 | Nashville 2 Boston 2 OT        |
|         | January 19, 2001  | Boston 0 <b>NASHVILLE</b> 1 OT |
| 2001-02 | October 20, 2001  | <b>BOSTON</b> 2 Nashville 1    |
| 2002-03 | January 28, 2003  | Nashville 1 <b>BOSTON</b> 2    |
|         | February 17, 2003 | Boston 1 <b>NASHVILLE</b> 5    |

| DATE    | VISITOR           | HOME                           |
|---------|-------------------|--------------------------------|
| 2003-04 | November 28, 2003 | <b>NASHVILLE</b> 2 Boston 1    |
|         | March 9, 2004     | <b>BOSTON</b> 3 Nashville 2    |
| 2006-07 | December 30, 2006 | Boston 0 <b>NASHVILLE</b> 5    |
| 2007-08 | January 29, 2008  | Nashville 1 <b>BOSTON</b> 3    |
| 2008-09 | February 14, 2009 | Boston 2 <b>NASHVILLE</b> 3 SO |
| 2009-10 | October 21, 2009  | Nashville 2 <b>BOSTON</b> 3    |
| 2010-11 | March 17, 2011    | Boston 3 <b>NASHVILLE</b> 4 OT |

|                                 | OVERALL  | AT NASHVILLE                          | AT BOSTON                               |
|---------------------------------|--|---------------------------------------|---|
| <b>Current Trend</b>            | 1 Nashville win (3/17/11)  | 3 Nashville wins (12/30/06-3/17/11)   | 2 Boston wins (1/29/08-10/21/09)        |
| <b>Last Win</b>                 | 3/17/11 (4-3 OT)   | 3/17/11 (4-3 OT)                      | 11/28/03 (2-1)                          |
| <b>Last Loss</b>                | 10/21/09 (2-3)   | 3/9/04 (2-3)                          | 10/21/09 (2-3)                          |
| <b>Last Tie</b>                 | 11/11/00 (2-2 OT)  | None                                  | 11/11/00 (2-2 OT)                       |
| <b>Overtime Record</b>          | 3-0-1  | 3-0-0                                 | 0-0-1                                   |
| <b>Longest Unbeaten Streak</b>  | 3 (2-0-1-0, 12/21/99-1/19/01)  | 3 (3-0-0-0, 12/30/06-3/17/11)         | 2 (1-0-1-0, 12/21/99-11/11/00)          |
| <b>Longest Winning Streak</b>   | 2 (2/17-11/28/03)  | 3 (12/30/06-3/17/11)                  | None                                    |
| <b>Longest Winless Streak</b>   | 3 (0-3-0-0, 12/30/98-11/24/99)   | 2 (0-2-0-0, 12/30/98-11/24/99)        | 2 (twice, last 0-2-0, 1/29/08-10/21/09) |
| <b>Longest Losing Streak</b>    | 3 (12/30/98-11/24/99)  | 2 (12/28/08-10/21/09)                 | 2 (12/28/08-10/21/09)                   |
| <b>Most Goals by Nashville</b>  | 5 (twice, last 12/30/06, 5-0)  | 5 (twice, last 12/30/06, 5-0)         | 3 (12/21/99, 3-1)                       |
| <b>Most Goals by Boston</b>     | 8 (1/18/99, 1-8)   | 5 (twice, last 11/24/99, 2-5)         | 8 (1/18/99, 1-8)                        |
| <b>Most Goals by Both Teams</b> | 9 (1/18/99, 1-8)   | 7 (three times, last 3/17/11, 4-3 OT) | 9 (1/18/99, 1-8)                        |
| <b>Last Five Games</b>          | 3-2-(0)-0  | 4-1-(0)-0                             | 1-3-(1)-0                               |
| <b>Last Ten Games</b>           | 5-5-(0)-0  | 5-4-(0)-0                             | 2-4-(1)-0                               |
| <b>Last Transaction</b>         | 6/26/98: Selected forward Mike Sullivan in the 1998 NHL Expansion Draft.   |                                       |   |
| <b>Series Notes</b>             | 3/17/11: Shea Weber scored 3:37 into overtime in a 4-3 victory at Bridgestone Arena... 2/14/09: David Legwand scored both of Nashville's goals in regulation, and had the shootout-deciding marker, in a 3-2 win at Bridgestone Arena... 12/30/06: Chris Mason made 38 saves in a 5-0 victory at Bridgestone Arena... 1/19/01: Mike Dunham made 35 saves to earn his first career shutout, and Cale Hulse scored the overtime game winner (2:24) in Nashville's first-ever overtime win at home, a 1-0 decision. |                                       |   |

|                  |      |                              |
|------------------|------|------------------------------|
| 2011-12 Schedule | None | 2/11/12: Nashville at Boston |
|------------------|------|------------------------------|





# NHL & OPPONENTS

## BUFFALO SABRES



HSBC Arena • One Seymour H. Knox III Plaza  
Buffalo, NY 14203 • (716) 855-4100  
GM: Darcy Regier  
Head Coach: Lindy Ruff  
PR: Michael Gilbert, Kevin Snow, Chris Bandura

### 2010-11 SEASON SERIES

| @ NASHVILLE |       |        |  |
|-------------|-------|--------|--|
| Date        | Score | W/Goal |  |
| No Games    |       |        |  |

### GOALS BY PERIOD

|           | 1st | 2nd | 3rd | OT | Total |
|-----------|-----|-----|-----|----|-------|
| Nashville | 1   | 0   | 2   | 1  | 4     |
| Buffalo   | 0   | 3   | 0   | 0  | 3     |

### INDIVIDUAL SCORING

| PREDATORS        |    |   |   |   |     |     |    |    |  |  |
|------------------|----|---|---|---|-----|-----|----|----|--|--|
| PLAYER           | GP | G | A | P | +/- | PIM | PP | SH |  |  |
| Blake Geoffrion  | 1  | 3 | 0 | 3 | 3   | 0   | 0  | 0  |  |  |
| Martin Erat      | 1  | 1 | 0 | 1 | 0   | 0   | 0  | 0  |  |  |
| J-P Dumont       | 1  | 0 | 1 | 1 | 2   | 0   | 0  | 0  |  |  |
| Cody Franson     | 1  | 0 | 1 | 1 | 1   | 2   | 0  | 0  |  |  |
| Sergei Kostitsyn | 1  | 0 | 1 | 1 | 1   | 0   | 0  | 0  |  |  |
| David Legwand    | 1  | 0 | 1 | 1 | 0   | 0   | 0  | 0  |  |  |
| Ryan Suter       | 1  | 0 | 1 | 1 | 0   | 2   | 0  | 0  |  |  |
| Colin Wilson     | 1  | 0 | 1 | 1 | 1   | 0   | 0  | 0  |  |  |
| Jonathon Blum    | 1  | 0 | 0 | 2 | 0   | 0   | 0  | 0  |  |  |
| Mike Fisher      | 1  | 0 | 0 | 0 | 0   | 0   | 0  | 0  |  |  |
| Patric Hornqvist | 1  | 0 | 0 | 0 | 0   | 0   | 0  | 0  |  |  |
| Kevin Klein      | 1  | 0 | 0 | 0 | 0   | 0   | 0  | 0  |  |  |
| Shane O'Brien    | 1  | 0 | 0 | 0 | 1   | 0   | 0  | 0  |  |  |
| Jerred Smithson  | 1  | 0 | 0 | 0 | 0   | 0   | 0  | 0  |  |  |
| Nick Spaling     | 1  | 0 | 0 | 0 | 0   | 0   | 0  | 0  |  |  |
| Jordin Tootoo    | 1  | 0 | 0 | 0 | -1  | 0   | 0  | 0  |  |  |
| Joel Ward        | 1  | 0 | 0 | 0 | -1  | 0   | 0  | 0  |  |  |
| Shea Weber       | 1  | 0 | 0 | 0 | 0   | 0   | 0  | 0  |  |  |

Power Play: 0-0 0.0% / Penalty Killing: 2-3 66.7%

### GOALTENDING

| PREDATORS       |    |     |        |    |    |    |      |
|-----------------|----|-----|--------|----|----|----|------|
|                 | GP | MIN | W-L-OT | GA | SA | SV | SV%  |
| Anders Lindback | 1  | 60  | 1-0-0  | 3  | 38 | 35 | .921 |

| SABRES      |    |     |        |    |    |    |      |
|-------------|----|-----|--------|----|----|----|------|
|             | GP | MIN | W-L-OT | GA | SA | SV | SV%  |
| Ryan Miller | 1  | 60  | 0-0-1  | 4  | 29 | 22 | .946 |

| @ BUFFALO   |               |             |  |
|-------------|---------------|-------------|--|
| Date        | Score         | W/Goal      |  |
| 20 Mar '11* | NSH 4 @ BUF 3 | Martin Erat |  |

\* overtime \*\* shootout

### SHOTS BY PERIOD

|           | 1st | 2nd | 3rd | OT | Total |
|-----------|-----|-----|-----|----|-------|
| Nashville | 6   | 10  | 9   | 1  | 26    |
| Buffalo   | 11  | 17  | 10  | 0  | 38    |

| SABRES           |    |   |   |   |     |     |    |    |  |  |
|------------------|----|---|---|---|-----|-----|----|----|--|--|
| PLAYER           | GP | G | A | P | +/- | PIM | PP | SH |  |  |
| Tim Connolly     | 1  | 1 | 0 | 1 | 0   | 0   | 0  | 0  |  |  |
| Tyler Ennis      | 1  | 1 | 0 | 1 | -1  | 0   | 1  | 0  |  |  |
| Nathan Gerbe     | 1  | 1 | 0 | 1 | 0   | 0   | 0  | 0  |  |  |
| Paul Gaustad     | 1  | 0 | 1 | 1 | -1  | 0   | 0  | 0  |  |  |
| Mark Mancari     | 1  | 0 | 1 | 1 | -1  | 0   | 0  | 0  |  |  |
| Tyler Myers      | 1  | 0 | 1 | 1 | -3  | 0   | 0  | 0  |  |  |
| Drew Stafford    | 1  | 0 | 1 | 1 | 0   | 0   | 0  | 0  |  |  |
| Thomas Vanek     | 1  | 0 | 1 | 1 | 0   | 0   | 0  | 0  |  |  |
| Brad Boyes       | 1  | 0 | 0 | 0 | 0   | 0   | 0  | 0  |  |  |
| Chris Butler     | 1  | 0 | 0 | 0 | 1   | 0   | 0  | 0  |  |  |
| Mike Grier       | 1  | 0 | 0 | 0 | -1  | 0   | 0  | 0  |  |  |
| Jordan Leopold   | 1  | 0 | 0 | 0 | 0   | 0   | 0  | 0  |  |  |
| Cody McCormick   | 1  | 0 | 0 | 0 | -1  | 0   | 0  | 0  |  |  |
| Shaone Morrisson | 1  | 0 | 0 | 0 | 0   | 0   | 0  | 0  |  |  |
| Rob Niedermayer  | 1  | 0 | 0 | 0 | -1  | 0   | 0  | 0  |  |  |
| Jason Pominville | 1  | 0 | 0 | 0 | 1   | 0   | 0  | 0  |  |  |
| Andrej Sekera    | 1  | 0 | 0 | 0 | -2  | 0   | 0  | 0  |  |  |
| Mike Weber       | 1  | 0 | 0 | 0 | 0   | 0   | 0  | 0  |  |  |

Power Play: 1-3 33.3% / Penalty Killing: 0-0 0.0%

| OVERALL |    |   |   |    |     |    |    | HOME |   |   |    |     |    |    |    | ROAD |   |    |     |    |    |  |  |
|---------|----|---|---|----|-----|----|----|------|---|---|----|-----|----|----|----|------|---|----|-----|----|----|--|--|
| Season  | GP | W | L | OT | PTS | GF | GA | GP   | W | L | OT | PTS | GF | GA | GP | W    | L | OT | PTS | GF | GA |  |  |
| 1998-99 | 2  | 1 | 1 | 0  | 2   | 5  | 5  | 1    | 0 | 1 | 0  | 0   | 1  | 3  | 1  | 1    | 0 | 0  | 2   | 4  | 2  |  |  |
| 1999-00 | 2  | 1 | 0 | 1  | 3   | 5  | 5  | 1    | 0 | 0 | 1  | 1   | 2  | 1  | 1  | 0    | 0 | 2  | 4   | 3  |    |  |  |
| 2000-01 | 1  | 0 | 1 | 0  | 0   | 0  | 2  | 1    | 0 | 1 | 0  | 0   | 0  | 2  | 0  | 0    | 0 | 0  | 0   | 0  |    |  |  |
| 2001-02 | 2  | 1 | 0 | 1  | 3   | 7  | 4  | 1    | 1 | 0 | 0  | 2   | 4  | 1  | 1  | 0    | 0 | 1  | 1   | 3  |    |  |  |
| 2002-03 | 1  | 1 | 0 | 0  | 2   | 5  | 1  | 0    | 0 | 0 | 0  | 0   | 0  | 0  | 1  | 1    | 0 | 0  | 2   | 5  |    |  |  |
| 2003-04 | 1  | 1 | 0 | 0  | 2   | 4  | 1  | 1    | 1 | 0 | 0  | 2   | 4  | 1  | 0  | 0    | 0 | 0  | 0   | 0  |    |  |  |
| 2006-07 | 1  | 0 | 1 | 0  | 0   | 2  | 7  | 1    | 0 | 1 | 0  | 0   | 2  | 7  | 0  | 0    | 0 | 0  | 0   | 0  |    |  |  |
| 2007-08 | 1  | 0 | 1 | 0  | 0   | 4  | 8  | 0    | 0 | 0 | 0  | 0   | 0  | 0  | 1  | 0    | 1 | 0  | 0   | 4  |    |  |  |
| 2008-09 | 1  | 1 | 0 | 0  | 2   | 2  | 0  | 0    | 0 | 0 | 0  | 0   | 0  | 0  | 1  | 1    | 0 | 0  | 2   | 2  |    |  |  |
| 2009-10 | 1  | 0 | 1 | 0  | 0   | 0  | 1  | 1    | 0 | 1 | 0  | 0   | 0  | 1  | 0  | 0    | 0 | 0  | 0   | 0  |    |  |  |
| 2010-11 | 1  | 1 | 0 | 0  | 2   | 4  | 3  | 0    | 0 | 0 | 0  | 0   | 0  | 0  | 1  | 1    | 0 | 0  | 2   | 4  |    |  |  |
| Totals  | 14 | 7 | 5 | 2  | 16  | 38 | 37 | 7    | 2 | 4 | 1  | 5   | 12 | 17 | 7  | 5    | 1 | 1  | 11  | 26 |    |  |  |

(OT column includes both ties and overtime losses in 1999-00 and lone home (OT) 1 2000-01 2001-02 (one road tie) 2002-03 & 2003-04 (OT column includes ties in 1999-99)

OT column includes both ties and overtime losses in 1999-00 (one home OTL), 2000-01, 2001-02 (one road tie), 2002-03 & 2003-04. OT column includes ties in 1998-99.

| DATE    | VISITOR           | HOME                     |
|---------|-------------------|--------------------------|
| 1998-99 | December 5, 1998  | BUFFALO 3 Nashville 1    |
|         | January 28, 1999  | NASHVILLE 4 Buffalo 2    |
| 1999-00 | October 20, 1999  | NASHVILLE 4 Buffalo 3    |
|         | February 10, 2000 | BUFFALO 2 Nashville 1 OT |
| 2000-01 | January 6, 2001   | BUFFALO 2 Nashville 0    |
| 2001-02 | October 16, 2001  | Nashville 3 Buffalo 3 OT |
|         | November 13, 2001 | Buffalo 1 NASHVILLE 4    |

| DATE    | VISITOR           | HOME                     |
|---------|-------------------|--------------------------|
| 2002-03 | January 27, 2003  | NASHVILLE 5 Buffalo 1    |
| 2003-04 | November 29, 2003 | Buffalo 1 NASHVILLE 4    |
| 2006-07 | December 21, 2006 | BUFFALO 7 Nashville 2    |
| 2007-08 | February 27, 2008 | Nashville 4 BUFFALO 8    |
| 2008-09 | December 1, 2008  | NASHVILLE 2 Buffalo 0    |
| 2009-10 | October 10, 2009  | BUFFALO 1 Nashville 0    |
| 2010-11 | March 20, 2011    | NASHVILLE 4 Buffalo 3 OT |

|                          | OVERALL  | AT NASHVILLE                       | AT BUFFALO                         |
|--------------------------|--|------------------------------------|------------------------------------|
| Current Trend            | 1 Nashville win (3/20/11)  | 2 Buffalo wins (12/21/06-10/10/09) | 2 Nashville wins (12/1/08-3/20/11) |
| Last Win                 | 3/20/11 (4-3 OT)   | 11/29/03 (4-1)                     | 3/20/11 (4-3 OT)                   |
| Last Loss                | 10/10/09 (0-1)   | 10/10/09 (0-1)                     | 2/27/08 (4-8)                      |
| Last Tie                 | 10/16/01 (3-3 OT)  | None                               | 10/16/01 (3-3 OT)                  |
| Overtime Record          | 1-1-1  | 0-1-0                              | 1-0-1                              |
| Longest Unbeaten Streak  | 4 (3-0-1-0, 10/16/01-11/29/03)   | 2 (2-0-0-0, 11/13/01-11/29/03)     | 4 (3-0-1-0, 1/28/99-1/27/03)       |
| Longest Winning Streak   | 3 (11/13/01-11/29/03)  | 2 (11/13/01-11/29/03)              | 2 (twice, last 12/1/08-3/20/11)    |
| Longest Winless Streak   | 3 (0-1-1-1, 2/10/00-10/16/01)  | 3 (0-2-0-1, 12/5/98-1/6/01)        | None                               |
| Longest Losing Streak    | 2 (twice, last 12/21/06-2/27/08)   | 3 (12/5/98-1/6/01)                 | None                               |
| Most Goals by Nashville  | 5 (1/27/03, 5-1)   | 4 (twice, last 11/29/03, 4-1)      | 5 (1/27/03, 5-1)                   |
| Most Goals by Buffalo    | 8 (12/27/08, 4-8)  | 7 (12/21/06, 2-7)                  | 8 (2/27/08, 4-8)                   |
| Most Goals by Both Teams | 12 (12/27/08, 4-8)   | 9 (12/21/06, 2-7)                  | 12 (2/27/08, 4-8)                  |
| Last Five Games          | 2-3-0  | 2-3 (0)-0                          | 3-1 (1)-0                          |
| Last Ten Games           | 5-4 (1)-0  | 2-4 (0)-1                          | 5-1 (1)-0                          |
| Last Transaction         | 2/27/07: Acquired a fourth-round selection in the 2007 NHL Entry Draft (Mark Santorelli) for defenseman Mikko Lehtonen.  |                                    |                                    |
| Series Notes             | 3/20/11: Blake Geoffrion notched a hat trick - the 20th in franchise history - in just his 11th career game as the Predators recorded a come-from-behind overtime victory at HSBC Arena. Geoffrion scored at 17:33 and 18:37 of the third period to force overtime, then Martin Erat clinched it with a tally 27 seconds into the extra session... 12/1/08: Pekka Rinne stopped 30 shots to earn his first career shutout, and J.P. Dumont notched a goal and an assist against his former team in a 2-0 Nashville win at HSBC Arena... 2/27/08: Buffalo defeated Nashville 8-4 at HSBC Arena, tying a Nashville franchise record for most goals allowed in a game... 11/29/03: Vladimir Orszagh netted his first NHL hat trick and four points (3g-1a) total in a 4-1 win at Bridgestone Arena. |                                    |                                    |
| 2011-12 Schedule         | 12/31/11: Buffalo at Nashville   | None                               |                                    |



# NHL & OPPONENTS

## CALGARY FLAMES



Pengrowth Saddledome • P.O. Box 1540, Station M  
Calgary, AB T2P 3B9 • (403) 777-2177

GM: Jay Feaster  
Head Coach: Brent Sutter  
PR: Peter Hanlon, Sean Kelso

### 2010-11 SEASON SERIES

| @ NASHVILLE  |               |              |  |
|--------------|---------------|--------------|--|
| Date         | Score         | W/Goal       |  |
| 01 Feb '11** | CGY 3 @ NSH 2 | Rene Bourque |  |
| 19 Oct '10*  | CGY 1 @ NSH 0 | Rene Bourque |  |

### GOALS BY PERIOD

|           | 1st | 2nd | 3rd | OT | Total |
|-----------|-----|-----|-----|----|-------|
| Nashville | 3   | 1   | 1   | 0  | 5     |
| Calgary   | 2   | 2   | 4   | 1  | 9     |

### INDIVIDUAL SCORING

| PREDATORS        |    |   |   |   |     |     |    |    |  |  |
|------------------|----|---|---|---|-----|-----|----|----|--|--|
| PLAYER           | GP | G | A | P | +/- | PIM | PP | SH |  |  |
| Martin Erat      | 4  | 2 | 1 | 3 | 0   | 0   | 0  | 0  |  |  |
| David Legwand    | 4  | 1 | 2 | 3 | 1   | 2   | 0  | 0  |  |  |
| Sergei Kostitsyn | 4  | 0 | 2 | 2 | 0   | 0   | 0  | 0  |  |  |
| Patric Hornqvist | 4  | 1 | 0 | 1 | -1  | 0   | 1  | 0  |  |  |
| Ryan Suter       | 4  | 1 | 0 | 1 | 0   | 4   | 0  | 0  |  |  |
| Joel Ward        | 4  | 0 | 1 | 1 | 3   | 2   | 0  | 0  |  |  |
| Shea Weber       | 4  | 0 | 1 | 1 | 0   | 0   | 0  | 0  |  |  |
| Colin Wilson     | 4  | 0 | 1 | 1 | -1  | 0   | 0  | 0  |  |  |
| Marcel Goc       | 2  | 0 | 1 | 1 | -1  | 0   | 0  | 0  |  |  |
| Jonathon Blum    | 1  | 0 | 1 | 1 | 1   | 2   | 0  | 0  |  |  |
| Cody Franson     | 4  | 0 | 0 | 0 | -1  | 0   | 0  | 0  |  |  |
| Kevin Klein      | 4  | 0 | 0 | 0 | -1  | 0   | 0  | 0  |  |  |
| Shane O'Brien    | 4  | 0 | 0 | 0 | -1  | 0   | 0  | 0  |  |  |
| Jerrold Smithson | 4  | 0 | 0 | 0 | 0   | 6   | 0  | 0  |  |  |
| Nick Spaling     | 4  | 0 | 0 | 0 | -1  | 0   | 0  | 0  |  |  |
| Matt Halischuk   | 3  | 0 | 0 | 0 | -1  | 2   | 0  | 0  |  |  |
| J-P Dumont       | 2  | 0 | 0 | 0 | -1  | 0   | 0  | 0  |  |  |
| Chris Mueller    | 2  | 0 | 0 | 0 | -1  | 0   | 0  | 0  |  |  |
| Alexander Sulzer | 2  | 0 | 0 | 0 | 0   | 0   | 0  | 0  |  |  |
| Jordin Tootoo    | 2  | 0 | 0 | 0 | 0   | 0   | 0  | 0  |  |  |
| Wade Belak       | 1  | 0 | 0 | 0 | 0   | 0   | 0  | 0  |  |  |
| Francis Bouillon | 1  | 0 | 0 | 0 | 0   | 0   | 0  | 0  |  |  |
| Mike Fisher      | 1  | 0 | 0 | 0 | 0   | 0   | 0  | 0  |  |  |
| Blake Geoffrion  | 1  | 0 | 0 | 0 | 0   | 0   | 0  | 0  |  |  |
| Cal O'Reilly     | 1  | 0 | 0 | 0 | 0   | 0   | 0  | 0  |  |  |
| Steve Sullivan   | 1  | 0 | 0 | 0 | 0   | 2   | 0  | 0  |  |  |

Power Play: 1-17 5.9% / Penalty Killing: 12-15 80.0%

### GOALTENDING

| PREDATORS   |    |     |        |    |     |     |      |      |
|-------------|----|-----|--------|----|-----|-----|------|------|
|             | GP | MIN | W-L-OT | GA | SA  | SV  | GAA  | SV%  |
| Pekka Rinne | 4  | 244 | 0-2-2  | 9  | 126 | 117 | 2.22 | .929 |

| FLAMES          |    |     |        |    |     |     |      |      |
|-----------------|----|-----|--------|----|-----|-----|------|------|
|                 | GP | MIN | W-L-OT | GA | SA  | SV  | GAA  | SV%  |
| Mikha Kilpuroff | 4  | 247 | 4-0-0  | 5  | 108 | 103 | 1.21 | .954 |

| @ CALGARY  |               |                  |  |
|------------|---------------|------------------|--|
| Date       | Score         | W/Goal           |  |
| 06 Mar '11 | NSH 2 @ CGY 3 | Curtis Glencross |  |
| 24 Jan '11 | NSH 1 @ CGY 3 | Jarome Iginla    |  |

\* overtime \*\* shootout

### SHOTS BY PERIOD

|           | 1st | 2nd | 3rd | OT | Total |
|-----------|-----|-----|-----|----|-------|
| Nashville | 38  | 29  | 40  | 1  | 108   |
| Calgary   | 37  | 39  | 43  | 7  | 126   |

| FLAMES           |    |   |   |   |     |     |    |    |  |  |
|------------------|----|---|---|---|-----|-----|----|----|--|--|
| PLAYER           | GP | G | A | P | +/- | PIM | PP | SH |  |  |
| Curtis Glencross | 4  | 2 | 1 | 3 | 1   | 4   | 0  | 0  |  |  |
| Matt Stajan      | 4  | 1 | 2 | 3 | 1   | 0   | 0  | 0  |  |  |
| Brendan Morrison | 3  | 1 | 2 | 3 | 1   | 0   | 1  | 0  |  |  |
| Alex Tanguay     | 4  | 0 | 3 | 3 | -1  | 0   | 0  | 0  |  |  |
| Jarome Iginla    | 4  | 2 | 0 | 2 | 0   | 0   | 1  | 0  |  |  |
| Mark Giordano    | 4  | 1 | 1 | 2 | 0   | 4   | 1  | 0  |  |  |
| Olli Jokinen     | 4  | 0 | 2 | 2 | 0   | 2   | 0  | 0  |  |  |
| Rene Bourque     | 4  | 1 | 0 | 1 | 1   | 0   | 0  | 0  |  |  |
| Cory Sarich      | 4  | 1 | 0 | 1 | 0   | 6   | 0  | 0  |  |  |
| Jay Bouwmeester  | 4  | 0 | 1 | 1 | 1   | 4   | 0  | 0  |  |  |
| Niklas Hagman    | 4  | 0 | 1 | 1 | 0   | 2   | 0  | 0  |  |  |
| Tim Jackman      | 4  | 0 | 1 | 1 | 1   | 2   | 0  | 0  |  |  |
| Ian White        | 1  | 0 | 1 | 1 | 1   | 2   | 0  | 0  |  |  |
| Mikael Backlund  | 4  | 0 | 0 | 0 | 0   | 0   | 0  | 0  |  |  |
| Robyn Regehr     | 4  | 0 | 0 | 0 | 1   | 2   | 0  | 0  |  |  |
| Anton Babchuk    | 3  | 0 | 0 | 0 | 0   | 0   | 0  | 0  |  |  |
| Tom Kostopoulos  | 3  | 0 | 0 | 0 | 0   | 0   | 0  | 0  |  |  |
| David Moss       | 3  | 0 | 0 | 0 | -1  | 0   | 0  | 0  |  |  |
| Adam Pardy       | 2  | 0 | 0 | 0 | -1  | 2   | 0  | 0  |  |  |
| Steve Staios     | 2  | 0 | 0 | 0 | 0   | 0   | 0  | 0  |  |  |
| Craig Conroy     | 1  | 0 | 0 | 0 | 0   | 0   | 0  | 0  |  |  |
| Stefan Meyer     | 1  | 0 | 0 | 0 | 0   | 0   | 0  | 0  |  |  |
| Freddy Modin     | 1  | 0 | 0 | 0 | 0   | 2   | 0  | 0  |  |  |

Power Play: 3-15 20.0% / Penalty Killing: 16-17 94.1%

| OVERALL |    |    |    |    |     |     |     | HOME |    |   |    |     |    |    |    | ROAD |   |    |     |    |    |  |  |
|---------|----|----|----|----|-----|-----|-----|------|----|---|----|-----|----|----|----|------|---|----|-----|----|----|--|--|
| Season  | GP | W  | L  | OT | PTS | GF  | GA  | GP   | W  | L | OT | PTS | GF | GA | GP | W    | L | OT | PTS | GF | GA |  |  |
| 1998-99 | 5  | 2  | 2  | 1  | 5   | 13  | 14  | 3    | 1  | 2 | 0  | 2   | 9  | 11 | 2  | 1    | 0 | 1  | 3   | 4  | 3  |  |  |
| 1999-00 | 4  | 1  | 1  | 2  | 4   | 12  | 13  | 2    | 1  | 1 | 0  | 2   | 4  | 3  | 2  | 0    | 0 | 2  | 2   | 8  | 10 |  |  |
| 2000-01 | 4  | 2  | 2  | 0  | 4   | 11  | 6   | 2    | 2  | 0 | 0  | 4   | 10 | 1  | 2  | 0    | 2 | 0  | 0   | 1  | 5  |  |  |
| 2001-02 | 4  | 3  | 1  | 0  | 6   | 11  | 10  | 2    | 2  | 0 | 0  | 4   | 4  | 1  | 2  | 1    | 1 | 0  | 2   | 7  | 9  |  |  |
| 2002-03 | 4  | 1  | 1  | 2  | 4   | 7   | 7   | 2    | 1  | 1 | 0  | 2   | 4  | 4  | 2  | 0    | 0 | 2  | 2   | 3  | 3  |  |  |
| 2003-04 | 4  | 2  | 1  | 1  | 5   | 11  | 10  | 2    | 1  | 0 | 1  | 3   | 8  | 5  | 2  | 1    | 1 | 0  | 2   | 3  | 5  |  |  |
| 2005-06 | 4  | 4  | 0  | 0  | 8   | 18  | 9   | 2    | 2  | 0 | 0  | 4   | 11 | 4  | 2  | 2    | 0 | 0  | 4   | 7  | 5  |  |  |
| 2006-07 | 4  | 3  | 0  | 1  | 7   | 16  | 11  | 2    | 2  | 0 | 0  | 4   | 11 | 6  | 2  | 1    | 0 | 1  | 3   | 5  | 5  |  |  |
| 2007-08 | 4  | 2  | 2  | 0  | 4   | 10  | 13  | 2    | 1  | 1 | 0  | 2   | 7  | 7  | 2  | 1    | 1 | 0  | 2   | 3  | 6  |  |  |
| 2008-09 | 4  | 0  | 4  | 0  | 0   | 12  | 18  | 2    | 0  | 2 | 0  | 0   | 5  | 8  | 2  | 0    | 2 | 0  | 0   | 7  | 10 |  |  |
| 2009-10 | 4  | 2  | 2  | 0  | 4   | 7   | 11  | 2    | 0  | 2 | 0  | 0   | 1  | 8  | 2  | 2    | 0 | 0  | 4   | 6  | 3  |  |  |
| 2010-11 | 4  | 0  | 2  | 2  | 2   | 5   | 10  | 2    | 0  | 0 | 2  | 2   | 2  | 4  | 2  | 0    | 2 | 0  | 0   | 3  | 6  |  |  |
| Totals  | 49 | 22 | 18 | 9  | 53  | 133 | 132 | 25   | 13 | 9 | 3  | 29  | 76 | 62 | 24 | 9    | 9 | 6  | 24  | 57 | 70 |  |  |

OT column includes both ties and overtime losses in 1999-00 (two road OTLs), 2000-01, 2001-02, 2002-03 (two road ties) and 2003-04 (one home tie).

OT column includes ties in 1998-99 (one road tie).

| DATE    |                   |  |  |  | VISITOR   |  |  |  |   | HOME |  |  |           |  | DATE |  |   |  |  | VISITOR |         |                   |  |  | HOME |                  |  |  |  |           |  |  |  |           |  |  |  |         |  |  |  |    |  |  |  |
|---------|-------------------|--|--|--|-----------|--|--|--|---|------|--|--|-----------|--|------|--|---|--|--|---------|---------|-------------------|--|--|------|------------------|--|--|--|-----------|--|--|--|-----------|--|--|--|---------|--|--|--|----|--|--|--|
| 2005-06 | November 29, 2005 |  |  |  | Calgary   |  |  |  | 0 |      |  |  | NASHVILLE |  |      |  | 2 |  |  |         | 2008-09 | October 23, 2008  |  |  |      | CALGARY          |  |  |  | 5         |  |  |  | Nashville |  |  |  | 3       |  |  |  |    |  |  |  |
|         | December 27, 2005 |  |  |  | NASHVILLE |  |  |  | 4 |      |  |  | Calgary   |  |      |  | 3 |  |  |         |         | November 6, 2008  |  |  |      | Nashville        |  |  |  | 6         |  |  |  | CALGARY   |  |  |  | 7       |  |  |  |    |  |  |  |
|         | March 7, 2006     |  |  |  | NASHVILLE |  |  |  | 3 |      |  |  | Calgary   |  |      |  | 2 |  |  |         |         | January 3, 2009   |  |  |      | CALGARY          |  |  |  | 3         |  |  |  | Nashville |  |  |  | 2       |  |  |  |    |  |  |  |
|         | March 18, 2006    |  |  |  | Calgary   |  |  |  | 4 |      |  |  | NASHVILLE |  |      |  | 9 |  |  |         |         | January 30, 2009  |  |  |      | Nashville        |  |  |  | 1         |  |  |  | CALGARY   |  |  |  | 3       |  |  |  |    |  |  |  |
| 2006-07 | October 28, 2006  |  |  |  | NASHVILLE |  |  |  | 3 |      |  |  | Calgary   |  |      |  | 2 |  |  |         | 2009-10 | November 30, 2009 |  |  |      | CALGARY          |  |  |  | 5         |  |  |  | Nashville |  |  |  | 0       |  |  |  |    |  |  |  |
|         | January 15, 2007  |  |  |  | Calgary   |  |  |  | 3 |      |  |  | NASHVILLE |  |      |  | 5 |  |  |         |         | December 19, 2009 |  |  |      | NASHVILLE        |  |  |  | 5         |  |  |  | Calgary   |  |  |  | 3       |  |  |  |    |  |  |  |
|         | March 8, 2007     |  |  |  | Calgary   |  |  |  | 3 |      |  |  | NASHVILLE |  |      |  | 6 |  |  |         |         | January 5, 2010   |  |  |      | CALGARY          |  |  |  | 3         |  |  |  | Nashville |  |  |  | 1       |  |  |  |    |  |  |  |
|         | March 22, 2007    |  |  |  | Nashville |  |  |  | 2 |      |  |  | CALGARY   |  |      |  | 3 |  |  |         |         | OT                |  |  |      | January 15, 2010 |  |  |  | NASHVILLE |  |  |  | 1         |  |  |  | Calgary |  |  |  | 0  |  |  |  |
| 2007-08 | October 13, 2007  |  |  |  | CALGARY   |  |  |  | 7 |      |  |  | Nashville |  |      |  | 4 |  |  |         | 2010-11 | October 19, 2010  |  |  |      | CALGARY          |  |  |  | 1         |  |  |  | Nashville |  |  |  | 0       |  |  |  | OT |  |  |  |
|         | October 30, 2007  |  |  |  | Nashville |  |  |  | 1 |      |  |  | CALGARY   |  |      |  | 5 |  |  |         |         | January 24, 2011  |  |  |      | Nashville        |  |  |  | 1         |  |  |  | CALGARY   |  |  |  | 3       |  |  |  |    |  |  |  |
|         | January 15, 2008  |  |  |  | Calgary   |  |  |  | 0 |      |  |  | NASHVILLE |  |      |  | 3 |  |  |         |         | February 1, 2011  |  |  |      | CALGARY          |  |  |  | 3         |  |  |  | Nashville |  |  |  | 2       |  |  |  | SO |  |  |  |
|         | March 7, 2008     |  |  |  | NASHVILLE |  |  |  | 2 |      |  |  | Calgary   |  |      |  | 1 |  |  |         |         | OT                |  |  |      | March 6, 2011    |  |  |  | Nashville |  |  |  | 2         |  |  |  | CALGARY |  |  |  | 3  |  |  |  |





# NHL & OPPONENTS

## CAROLINA HURRICANES



RBC Center • 1400 Edwards Mill Road  
Raleigh, NC 27607 • (919) 467-7825  
GM: Jim Rutherford  
Head Coach: Paul Maurice  
PR: Mike Sundheim, Kyle Hanlin

### 2010-11 SEASON SERIES

| @ NASHVILLE |               |            |
|-------------|---------------|------------|
| Date        | Score         | W/Goal     |
| 04 Dec '10  | CAR 2 @ NSH 5 | Marcel Goc |

### GOALS BY PERIOD

|           | 1st | 2nd | 3rd | OT | Total |
|-----------|-----|-----|-----|----|-------|
| Nashville | 3   | 1   | 2   | 0  | 6     |
| Carolina  | 2   | 1   | 0   | 0  | 3     |

### INDIVIDUAL SCORING

| PREDATORS        |    |   |   |   |     |     |    |    |  |
|------------------|----|---|---|---|-----|-----|----|----|--|
| PLAYER           | GP | G | A | P | +/- | PIM | PP | SH |  |
| Martin Erat      | 2  | 0 | 3 | 3 | 3   | 0   | 0  | 0  |  |
| Sergei Kostitsyn | 2  | 0 | 2 | 2 | 2   | 0   | 0  | 0  |  |
| Marcel Goc       | 2  | 1 | 0 | 1 | 2   | 2   | 0  | 0  |  |
| Patric Hornqvist | 2  | 1 | 0 | 1 | -1  | 0   | 0  | 0  |  |
| Cal O'Reilly     | 2  | 1 | 0 | 1 | 2   | 0   | 0  | 0  |  |
| Jerred Smithson  | 2  | 1 | 0 | 1 | 1   | 0   | 0  | 0  |  |
| Steve Sullivan   | 2  | 1 | 0 | 1 | 1   | 0   | 0  | 0  |  |
| Shea Weber       | 2  | 1 | 0 | 1 | 1   | 2   | 0  | 0  |  |
| Cody Franson     | 2  | 0 | 1 | 1 | 0   | 0   | 0  | 0  |  |
| Kevin Klein      | 2  | 0 | 1 | 1 | 2   | 0   | 0  | 0  |  |
| Shane O'Brien    | 2  | 0 | 1 | 1 | 0   | 2   | 0  | 0  |  |
| Jordin Tootoo    | 2  | 0 | 1 | 1 | 1   | 2   | 0  | 0  |  |
| Joel Ward        | 2  | 0 | 1 | 1 | 1   | 0   | 0  | 0  |  |
| Francis Bouillon | 2  | 0 | 0 | 0 | 1   | 2   | 0  | 0  |  |
| J-P Dumont       | 2  | 0 | 0 | 0 | -1  | 0   | 0  | 0  |  |
| Nick Spaling     | 2  | 0 | 0 | 0 | -2  | 0   | 0  | 0  |  |
| Colin Wilson     | 2  | 0 | 0 | 0 | 0   | 0   | 0  | 0  |  |
| Alexander Sulzer | 1  | 0 | 0 | 0 | 0   | 0   | 0  | 0  |  |
| Ryan Suter       | 1  | 0 | 0 | 0 | 2   | 2   | 0  | 0  |  |

Power Play: 0-4 0.0% / Penalty Killing: 7-7 100.0%

### GOALTENDING

| PREDATORS       |    |     |        |    |    |    |      |      |
|-----------------|----|-----|--------|----|----|----|------|------|
|                 | GP | MIN | W-L-OT | GA | SA | SV | GAA  | SV%  |
| Pekka Rinne     | 1  | 65  | 1-0-0  | 1  | 22 | 21 | 0.92 | .955 |
| Anders Lindback | 1  | 60  | 1-0-0  | 2  | 30 | 28 | 2.01 | .933 |

| HURRICANES |    |     |        |    |    |    |      |      |
|------------|----|-----|--------|----|----|----|------|------|
|            | GP | MIN | W-L-OT | GA | SA | SV | GAA  | SV%  |
| Cam Ward   | 2  | 125 | 0-1-1  | 5  | 65 | 60 | 2.41 | .923 |

| @ CAROLINA   |               |             |
|--------------|---------------|-------------|
| Date         | Score         | W/Goal      |
| 20 Nov '10** | NSH 2 @ CAR 1 | Martin Erat |

\* overtime \*\* shootout

### SHOTS BY PERIOD

|           | 1st | 2nd | 3rd | OT | Total |
|-----------|-----|-----|-----|----|-------|
| Nashville | 22  | 19  | 21  | 4  | 66    |
| Carolina  | 13  | 22  | 16  | 1  | 52    |

| HURRICANES         |    |   |   |   |     |     |    |    |  |
|--------------------|----|---|---|---|-----|-----|----|----|--|
| PLAYER             | GP | G | A | P | +/- | PIM | PP | SH |  |
| Joe Corvo          | 2  | 1 | 1 | 2 | -1  | 0   | 0  | 0  |  |
| Joni Pitkanen      | 2  | 1 | 0 | 1 | -2  | 2   | 0  | 0  |  |
| Jiri Tlustý        | 2  | 1 | 0 | 1 | 0   | 0   | 0  | 0  |  |
| Tim Gleason        | 2  | 0 | 1 | 1 | 0   | 4   | 0  | 0  |  |
| Jussi Jokinen      | 2  | 0 | 1 | 1 | 0   | 0   | 0  | 0  |  |
| Tuomo Ruutu        | 2  | 0 | 1 | 1 | -2  | 0   | 0  | 0  |  |
| Jeff Skinner       | 2  | 0 | 1 | 1 | -1  | 0   | 0  | 0  |  |
| Ryan Carter        | 1  | 0 | 1 | 1 | 0   | 0   | 0  | 0  |  |
| Erik Cole          | 2  | 0 | 0 | 0 | 0   | 0   | 0  | 0  |  |
| Patrick Dwyer      | 2  | 0 | 0 | 0 | 0   | 0   | 0  | 0  |  |
| Jay Harrison       | 2  | 0 | 0 | 0 | -1  | 0   | 0  | 0  |  |
| Chad LaRose        | 2  | 0 | 0 | 0 | -2  | 0   | 0  | 0  |  |
| Jamie McBain       | 2  | 0 | 0 | 0 | 0   | 0   | 0  | 0  |  |
| Sergei Samsonov    | 2  | 0 | 0 | 0 | 0   | 2   | 0  | 0  |  |
| Eric Staal         | 2  | 0 | 0 | 0 | -3  | 0   | 0  | 0  |  |
| Brandon Sutter     | 2  | 0 | 0 | 0 | -1  | 0   | 0  | 0  |  |
| Ian White          | 2  | 0 | 0 | 0 | -2  | 0   | 0  | 0  |  |
| Troy Bodie         | 1  | 0 | 0 | 0 | -1  | 0   | 0  | 0  |  |
| Jon Matsumoto      | 1  | 0 | 0 | 0 | 0   | 0   | 0  | 0  |  |
| Patrick O'Sullivan | 1  | 0 | 0 | 0 | 0   | 0   | 0  | 0  |  |

Power Play: 0-7 0.0% / Penalty Killing: 4-4 100.0%

| Season        | OVERALL   |           |          |          |           |           |           | HOME     |          |          |          |           |           |           | ROAD     |          |          |          |           |           |           |
|---------------|-----------|-----------|----------|----------|-----------|-----------|-----------|----------|----------|----------|----------|-----------|-----------|-----------|----------|----------|----------|----------|-----------|-----------|-----------|
|               | GP        | W         | L        | OT       | PTS       | GF        | GA        | GP       | W        | L        | OT       | PTS       | GF        | GA        | GP       | W        | L        | OT       | PTS       | GF        | GA        |
| 1998-99       | 2         | 1         | 1        | 0        | 2         | 4         | 6         | 1        | 1        | 0        | 0        | 2         | 3         | 2         | 1        | 0        | 1        | 0        | 0         | 1         | 4         |
| 1999-00       | 2         | 1         | 1        | 0        | 2         | 4         | 5         | 1        | 1        | 0        | 0        | 2         | 3         | 2         | 1        | 0        | 1        | 0        | 0         | 1         | 3         |
| 2000-01       | 2         | 2         | 0        | 0        | 4         | 9         | 5         | 1        | 1        | 0        | 0        | 2         | 2         | 1         | 1        | 1        | 0        | 0        | 2         | 7         | 4         |
| 2001-02       | 1         | 0         | 0        | 1        | 1         | 2         | 2         | 0        | 0        | 0        | 0        | 0         | 0         | 0         | 1        | 0        | 0        | 1        | 1         | 2         | 2         |
| 2002-03       | 1         | 0         | 1        | 0        | 1         | 1         | 2         | 1        | 0        | 1        | 0        | 0         | 1         | 2         | 0        | 0        | 0        | 0        | 0         | 0         | 0         |
| 2003-04       | 1         | 1         | 0        | 0        | 2         | 2         | 1         | 0        | 0        | 0        | 0        | 0         | 0         | 0         | 1        | 1        | 0        | 0        | 2         | 2         | 1         |
| 2005-06       | 1         | 0         | 0        | 1        | 1         | 4         | 5         | 0        | 0        | 0        | 0        | 0         | 0         | 0         | 1        | 0        | 0        | 1        | 1         | 4         | 5         |
| 2007-08       | 1         | 1         | 0        | 0        | 2         | 1         | 0         | 1        | 1        | 0        | 0        | 2         | 1         | 0         | 0        | 0        | 0        | 0        | 0         | 0         | 0         |
| 2008-09       | 1         | 1         | 0        | 0        | 2         | 5         | 2         | 0        | 0        | 0        | 0        | 0         | 0         | 0         | 1        | 1        | 0        | 0        | 2         | 5         | 2         |
| 2009-10       | 1         | 1         | 0        | 0        | 2         | 4         | 2         | 1        | 1        | 0        | 0        | 2         | 4         | 2         | 0        | 0        | 0        | 0        | 0         | 0         | 0         |
| 2010-11       | 2         | 2         | 0        | 0        | 4         | 7         | 3         | 1        | 1        | 0        | 0        | 2         | 5         | 2         | 1        | 1        | 0        | 0        | 2         | 2         | 1         |
| <b>Totals</b> | <b>15</b> | <b>10</b> | <b>3</b> | <b>2</b> | <b>22</b> | <b>43</b> | <b>33</b> | <b>7</b> | <b>6</b> | <b>1</b> | <b>0</b> | <b>12</b> | <b>19</b> | <b>11</b> | <b>8</b> | <b>4</b> | <b>2</b> | <b>2</b> | <b>10</b> | <b>24</b> | <b>22</b> |

OT column includes both ties and overtime losses in 1999-00, 2000-01, 2001-02 (one road tie), 2002-03 and 2003-04. OT column includes ties in 1998-99.

|         | DATE              | VISITOR   | HOME            |
|---------|-------------------|-----------|-----------------|
| 1998-99 | October 13, 1998  | Carolina  | 2 NASHVILLE 3   |
|         | January 2, 1999   | Nashville | 1 CAROLINA 4    |
| 1999-00 | December 28, 1999 | Carolina  | 2 NASHVILLE 3   |
|         | March 29, 2000    | Nashville | 1 CAROLINA 3    |
| 2000-01 | October 14, 2000  | Carolina  | 1 NASHVILLE 2   |
|         | November 26, 2000 | NASHVILLE | 7 CAROLINA 4    |
| 2001-02 | January 23, 2002  | Nashville | 2 Carolina 2 OT |
| 2002-03 | December 3, 2002  | CAROLINA  | 2 Nashville 1   |

|         | DATE              | VISITOR   | HOME            |
|---------|-------------------|-----------|-----------------|
| 2003-04 | December 3, 2003  | NASHVILLE | 2 Carolina 1 OT |
| 2005-06 | January 13, 2006  | Nashville | 4 CAROLINA 5 OT |
| 2007-08 | February 5, 2008  | Carolina  | 0 NASHVILLE 1   |
| 2008-09 | November 23, 2008 | NASHVILLE | 5 Carolina 2    |
| 2009-10 | January 7, 2010   | Carolina  | 2 NASHVILLE 4   |
| 2010-11 | November 20, 2010 | NASHVILLE | 2 Carolina 1 SO |
|         | December 4, 2010  | Carolina  | 2 NASHVILLE 5   |

|                                 | OVERALL   | AT NASHVILLE                          | AT CAROLINA                          |
|---------------------------------|---|---------------------------------------|--------------------------------------|
| <b>Current Trend</b>            | 5 Nashville wins (2/5/08-12/4/10)   | 3 Nashville wins (2/5/08-12/4/10)     | 2 Nashville wins (11/23/08-11/20/10) |
| <b>Last Win</b>                 | 12/4/10 (5-2)   | 12/4/10 (5-2)                         | 11/20/10 (2-1 SO)                    |
| <b>Last Loss</b>                | 1/13/06 (4-5 OT)  | 12/3/02 (1-2)                         | 1/13/06 (4-5 OT)                     |
| <b>Last Tie</b>                 | 1/23/02 (2-2 OT)  | None                                  | 1/23/02 (2-2 OT)                     |
| <b>Overtime Record</b>          | 2-1-1   | 0-0-0                                 | 2-1-1                                |
| <b>Longest Unbeaten Streak</b>  | 5 (5-0-0, 2/5/08-12/4/10)   | 3 (twice, last 3-0-0, 2/5/08-12/4/10) | 3 (2-0-1-0, 11/26/00-12/3/03)        |
| <b>Longest Winning Streak</b>   | 5 (2/5/08-12/4/10)  | 3 (twice, last 2/5/08-12/4/10)        | 2 (11/23/08-11/20/10)                |
| <b>Longest Winless Streak</b>   | 2 (0-1-1-0, 1/23-12/3/02)   | None                                  | 2 (0-2-0-0, 1/2/99-3/29/00)          |
| <b>Longest Losing Streak</b>    | None  | None                                  | 2 (1/2/99-3/29/00)                   |
| <b>Most Goals by Nashville</b>  | 7 (11/26/00, 7-4)   | 5 (12/4/10, 5-2)                      | 7 (11/26/00, 7-4)                    |
| <b>Most Goals by Carolina</b>   | 5 (1/13/06, 4-5 OT)   | 2 (five times, last 12/4/10, 5-2)     | 5 (1/13/06, 4-5 OT)                  |
| <b>Most Goals by Both Teams</b> | 11 (11/26/00, 7-4)  | 7 (12/4/10, 5-2)                      | 11 (11/26/00, 7-4)                   |
| <b>Last Five Games</b>          | 5-0-0   | 4-1-(0)-0                             | 3-0-(1)-1                            |
| <b>Last Ten Games</b>           | 7-1-(1)-1   | 6-1-(0)-0                             | 4-2-(1)-1                            |
| <b>Last Transaction</b>         | 6/19/08: Acquired a fifth-round selection in the 2009 NHL Entry Draft (traded to Tampa Bay; Tampa Bay selected Michael Zador) for forward Darcy Hordichuk and a fifth-round selection in the 2010 NHL Entry Draft (traded to Phoenix; Phoenix selected Louis Domingue).   |                                       |                                      |
| <b>Series Notes</b>             | 12/4/10: Martin Erat (3a) and Sergei Kostitsyn (2a) combined for five assists in a 5-2 win at Bridgestone Arena... 1/7/10: Patric Hornqvist posted three points (2g-1a) in a 4-2 win at Bridgestone Arena... 11/23/08: Shea Weber posted three points (2g-1a) and Jason Armott scored two goals in a 5-2 victory at the RBC Center... 2/5/08: Chris Mason turned aside all 31 shots he faced in a 1-0 victory at Bridgestone Arena... 1/13/06: Frantisek Kaberle converted a penalty-shot attempt in overtime to give Carolina a 5-4 win at the RBC Center... 12/3/03: Scott Hartnell scored the overtime game winner (3:30) in a 2-1 win at the RBC Center... 10/13/98: Nashville's 3-2 win was the first victory in franchise history. Andrew Brunette scored the franchise's first goal at 5:12 of the first period. |                                       |                                      |
| <b>2011-12 Schedule</b>         | 1/7/12: Carolina at Nashville   | 2/28/12: Nashville at Carolina        |                                      |



# NHL & OPPONENTS

## CHICAGO BLACKHAWKS



United Center • 1901 W. Madison St.  
Chicago, IL 60612 • (312) 455-7000  
GM: Stan Bowman  
Head Coach: Joel Quenneville  
PR: Brandon Faber, Adam Rogowin, Paul Kennedy

### 2010-11 SEASON SERIES

| @ NASHVILLE   |               |               |  |
|---------------|---------------|---------------|--|
| Date          | Score         | W/Goal        |  |
| 24 Feb '11    | CHI 3 @ NSH 0 | Tomas Kopecky |  |
| 15 Jan '11 ** | CHI 2 @ NSH 3 | Marcel Goc    |  |
| 13 Nov '10 ** | CHI 3 @ NSH 4 | Cal O'Reilly  |  |

### GOALS BY PERIOD

|           | 1st | 2nd | 3rd | OT | Total |
|-----------|-----|-----|-----|----|-------|
| Nashville | 3   | 2   | 7   | 0  | 12    |
| Chicago   | 7   | 5   | 8   | 0  | 20    |

### INDIVIDUAL SCORING

| PREDATORS         |    |   |   |   |     |     |    |    |  |  |
|-------------------|----|---|---|---|-----|-----|----|----|--|--|
| PLAYER            | GP | G | A | P | +/- | PIM | PP | SH |  |  |
| J-P Dumont        | 6  | 2 | 2 | 4 | -1  | 0   | 1  | 0  |  |  |
| Ryan Suter        | 6  | 0 | 4 | 4 | -2  | 6   | 0  | 0  |  |  |
| Shea Weber        | 6  | 2 | 1 | 3 | -5  | 12  | 1  | 0  |  |  |
| Joel Ward         | 6  | 1 | 2 | 3 | 0   | 4   | 1  | 0  |  |  |
| Martin Erat       | 5  | 1 | 2 | 3 | -2  | 0   | 1  | 0  |  |  |
| Cody Franson      | 6  | 1 | 1 | 2 | -3  | 2   | 0  | 0  |  |  |
| Steve Sullivan    | 4  | 1 | 1 | 2 | -2  | 2   | 0  | 0  |  |  |
| Kevin Klein       | 6  | 0 | 2 | 2 | -6  | 0   | 0  | 0  |  |  |
| Marcel Goc        | 5  | 0 | 2 | 2 | -2  | 0   | 0  | 0  |  |  |
| Jerred Smithson   | 6  | 1 | 0 | 1 | 0   | 0   | 0  | 0  |  |  |
| Colin Wilson      | 6  | 1 | 0 | 1 | -3  | 0   | 0  | 0  |  |  |
| Sergei Kostitsyn  | 5  | 1 | 0 | 1 | -5  | 0   | 1  | 0  |  |  |
| Shane O'Brien     | 4  | 1 | 0 | 1 | -2  | 2   | 0  | 0  |  |  |
| Francis Bouillon  | 5  | 0 | 1 | 1 | -1  | 5   | 0  | 0  |  |  |
| David Legwand     | 5  | 0 | 1 | 1 | -4  | 0   | 0  | 0  |  |  |
| Nick Spaling      | 4  | 0 | 1 | 1 | 0   | 0   | 0  | 0  |  |  |
| Cal O'Reilly      | 3  | 0 | 1 | 1 | 0   | 0   | 0  | 0  |  |  |
| Chris Mueller     | 2  | 0 | 1 | 1 | -1  | 0   | 0  | 0  |  |  |
| Alexander Sulzer  | 2  | 0 | 1 | 1 | 0   | 2   | 0  | 0  |  |  |
| Patric Hornqvist  | 6  | 0 | 0 | 0 | -6  | 6   | 0  | 0  |  |  |
| Jordin Tootoo     | 3  | 0 | 0 | 0 | -1  | 0   | 0  | 0  |  |  |
| Wade Belak        | 2  | 0 | 0 | 0 | 0   | 0   | 0  | 0  |  |  |
| Jonathon Blum     | 1  | 0 | 0 | 0 | 0   | 0   | 0  | 0  |  |  |
| Mike Fisher       | 1  | 0 | 0 | 0 | -2  | 0   | 0  | 0  |  |  |
| Matt Halischuk    | 1  | 0 | 0 | 0 | 1   | 0   | 0  | 0  |  |  |
| Matthew Lombardi  | 1  | 0 | 0 | 0 | 0   | 0   | 0  | 0  |  |  |
| Andreas Thuerston | 1  | 0 | 0 | 0 | -1  | 2   | 0  | 0  |  |  |

Power Play: 5-17 29.4% / Penalty Killing: 10-14 71.4%

### GOALTENDING

| PREDATORS       |    |     |        |    |    |    |      |      |
|-----------------|----|-----|--------|----|----|----|------|------|
|                 | GP | MIN | W-L-OT | GA | SA | SV | GAA  | SV%  |
| Pekka Rinne     | 3  | 188 | 2-1-0  | 7  | 89 | 82 | 2.23 | .921 |
| Anders Lindback | 3  | 180 | 1-2-0  | 12 | 94 | 82 | 4.01 | .872 |

| BLACKHAWKS     |    |     |        |    |     |     |      |      |
|----------------|----|-----|--------|----|-----|-----|------|------|
|                | GP | MIN | W-L-OT | GA | SA  | SV  | GAA  | SV%  |
| Corey Crawford | 4  | 244 | 2-1-1  | 6  | 109 | 103 | 1.48 | .945 |
| Marty Turco    | 2  | 124 | 1-0-1  | 6  | 56  | 50  | 2.89 | .893 |

| @ CHICAGO  |               |              |  |
|------------|---------------|--------------|--|
| Date       | Score         | W/Goal       |  |
| 16 Jan '11 | NSH 3 @ CHI 6 | Troy Brouwer |  |
| 22 Dec '10 | NSH 1 @ CHI 4 | Jack Skille  |  |
| 13 Oct '10 | NSH 3 @ CHI 2 | Joel Ward    |  |

\* overtime \*\* shootout

### SHOTS BY PERIOD

|           | 1st | 2nd | 3rd | OT | Total |
|-----------|-----|-----|-----|----|-------|
| Nashville | 53  | 51  | 55  | 6  | 165   |
| Chicago   | 58  | 71  | 50  | 5  | 184   |

| BLACKHAWKS         |    |   |   |   |     |     |    |    |  |  |
|--------------------|----|---|---|---|-----|-----|----|----|--|--|
| PLAYER             | GP | G | A | P | +/- | PIM | PP | SH |  |  |
| Jack Skille        | 5  | 4 | 1 | 5 | 4   | 0   | 1  | 0  |  |  |
| Dave Bolland       | 6  | 3 | 2 | 5 | 4   | 4   | 0  | 0  |  |  |
| Tomas Kopecky      | 6  | 2 | 3 | 5 | 1   | 2   | 1  | 0  |  |  |
| Bryan Bickell      | 6  | 2 | 2 | 4 | 8   | 4   | 0  | 0  |  |  |
| Jonathan Toews     | 6  | 2 | 2 | 4 | 3   | 4   | 0  | 0  |  |  |
| Patrick Sharp      | 6  | 1 | 3 | 4 | 2   | 4   | 0  | 0  |  |  |
| Jake Dowell        | 6  | 0 | 3 | 3 | 3   | 0   | 0  | 0  |  |  |
| Duncan Keith       | 6  | 0 | 3 | 3 | 6   | 2   | 0  | 0  |  |  |
| Brian Campbell     | 5  | 0 | 3 | 3 | 5   | 0   | 0  | 0  |  |  |
| Troy Brouwer       | 6  | 2 | 0 | 2 | 0   | 2   | 1  | 0  |  |  |
| Viktor Stalberg    | 5  | 2 | 0 | 2 | -1  | 2   | 0  | 0  |  |  |
| Marian Hossa       | 5  | 1 | 1 | 2 | 3   | 2   | 0  | 0  |  |  |
| Patrick Kane       | 5  | 1 | 1 | 2 | 1   | 2   | 1  | 0  |  |  |
| Fernando Pisani    | 5  | 0 | 2 | 2 | 2   | 0   | 0  | 0  |  |  |
| Brent Seabrook     | 6  | 0 | 1 | 1 | 3   | 4   | 0  | 0  |  |  |
| Jassen Cullimore   | 2  | 0 | 1 | 1 | 1   | 2   | 0  | 0  |  |  |
| Jordan Hendry      | 5  | 0 | 0 | 0 | -2  | 0   | 0  | 0  |  |  |
| Niklas Hjalmarsson | 5  | 0 | 0 | 0 | 5   | 0   | 0  | 0  |  |  |
| Nick Leddy         | 4  | 0 | 0 | 0 | -1  | 0   | 0  | 0  |  |  |
| Nick Boynton       | 3  | 0 | 0 | 0 | 2   | 9   | 0  | 0  |  |  |
| Ryan Johnson       | 2  | 0 | 0 | 0 | 0   | 0   | 0  | 0  |  |  |
| John Scott         | 2  | 0 | 0 | 0 | -1  | 2   | 0  | 0  |  |  |
| Michael Frolik     | 1  | 0 | 0 | 0 | 0   | 0   | 0  | 0  |  |  |

Power Play: 4-14 28.6% / Penalty Killing: 12-17 70.6%

| Season  | OVERALL |    |    |    |     |     |     | HOME |    |    |    |     |     |     | ROAD |    |    |    |     |    |     |
|---------|---------|----|----|----|-----|-----|-----|------|----|----|----|-----|-----|-----|------|----|----|----|-----|----|-----|
|         | GP      | W  | L  | OT | PTS | GF  | GA  | GP   | W  | L  | OT | PTS | GF  | GA  | GP   | W  | L  | OT | PTS | GF | GA  |
| 1998-99 | 6       | 1  | 4  | 1  | 3   | 17  | 22  | 3    | 1  | 1  | 1  | 3   | 9   | 8   | 3    | 0  | 3  | 0  | 0   | 8  | 14  |
| 1999-00 | 6       | 4  | 1  | 1  | 9   | 21  | 14  | 3    | 2  | 1  | 0  | 4   | 10  | 7   | 3    | 2  | 0  | 1  | 5   | 11 | 7   |
| 2000-01 | 5       | 2  | 3  | 0  | 4   | 8   | 9   | 2    | 0  | 2  | 0  | 0   | 1   | 5   | 3    | 2  | 1  | 0  | 4   | 7  | 4   |
| 2001-02 | 5       | 3  | 2  | 0  | 6   | 16  | 15  | 3    | 2  | 1  | 0  | 4   | 12  | 10  | 2    | 1  | 1  | 0  | 2   | 4  | 5   |
| 2002-03 | 5       | 1  | 3  | 1  | 3   | 11  | 17  | 2    | 1  | 0  | 1  | 3   | 8   | 7   | 3    | 0  | 3  | 0  | 0   | 3  | 10  |
| 2003-04 | 6       | 2  | 3  | 1  | 5   | 14  | 15  | 3    | 1  | 1  | 1  | 3   | 8   | 6   | 3    | 1  | 2  | 0  | 2   | 6  | 9   |
| 2005-06 | 8       | 6  | 2  | 0  | 12  | 32  | 16  | 4    | 4  | 0  | 0  | 8   | 18  | 7   | 4    | 2  | 2  | 0  | 4   | 14 | 9   |
| 2006-07 | 8       | 4  | 2  | 2  | 10  | 31  | 26  | 4    | 1  | 1  | 2  | 4   | 17  | 18  | 4    | 3  | 1  | 0  | 6   | 14 | 8   |
| 2007-08 | 8       | 3  | 4  | 1  | 7   | 20  | 29  | 4    | 2  | 1  | 1  | 5   | 10  | 14  | 4    | 1  | 3  | 0  | 2   | 10 | 15  |
| 2008-09 | 6       | 3  | 3  | 0  | 6   | 16  | 16  | 3    | 2  | 1  | 0  | 4   | 11  | 8   | 3    | 1  | 2  | 0  | 2   | 5  | 8   |
| 2009-10 | 6       | 2  | 4  | 0  | 4   | 12  | 15  | 3    | 1  | 2  | 0  | 2   | 4   | 7   | 3    | 1  | 2  | 0  | 2   | 8  | 8   |
| 2010-11 | 6       | 3  | 3  | 0  | 6   | 14  | 20  | 3    | 2  | 1  | 0  | 4   | 7   | 8   | 3    | 1  | 2  | 0  | 2   | 7  | 12  |
| Totals  | 75      | 34 | 34 | 7  | 75  | 212 | 214 | 37   | 19 | 12 | 6  | 44  | 115 | 105 | 38   | 15 | 22 | 1  | 31  | 97 | 109 |

OT column includes both ties and overtime losses in 1999-00 (one road tie), 2000-01, 2001-02, 2002-03 (one home tie) and 2003-04 (one home tie). OT column includes ties in 1998-99 (one home tie).

| DATE    |  |  |  | VISITOR           |           |   |           | HOME |    |  |  |
|---------|--|--|--|-------------------|-----------|---|-----------|------|----|--|--|
| 2005-06 |  |  |  | October 25, 2005  | Chicago   | 3 | NASHVILLE | 5    |    |  |  |
|         |  |  |  | December 15, 2005 | Chicago   | 3 | NASHVILLE | 5    |    |  |  |
|         |  |  |  | December 21, 2005 | NASHVILLE | 6 | Chicago   | 1    |    |  |  |
|         |  |  |  | January 8, 2006   | NASHVILLE | 5 | Chicago   | 1    |    |  |  |
|         |  |  |  | February 4, 2006  | Chicago   | 0 | NASHVILLE | 6    |    |  |  |
|         |  |  |  | March 1, 2006     | Nashville | 0 | CHICAGO   | 3    |    |  |  |
|         |  |  |  | April 5, 2006     | Nashville | 3 | CHICAGO   | 4    |    |  |  |
|         |  |  |  | April 8, 2006     | Chicago   | 1 | NASHVILLE | 2    | SO |  |  |
| 2006-07 |  |  |  | October 5, 2006   | CHICAGO   | 8 | Nashville | 6    |    |  |  |
|         |  |  |  | October 12, 2006  | Nashville | 1 | CHICAGO   | 3    |    |  |  |
|         |  |  |  | December 2, 2006  | CHICAGO   | 4 | Nashville | 3    | OT |  |  |
|         |  |  |  | December 20, 2006 | NASHVILLE | 2 | Chicago   | 1    |    |  |  |
|         |  |  |  | January 5, 2007   | NASHVILLE | 8 | Chicago   | 3    |    |  |  |
|         |  |  |  | January 20, 2007  | Chicago   | 3 | NASHVILLE | 6    |    |  |  |
|         |  |  |  | January 26, 2007  | NASHVILLE | 3 | Chicago   | 1    |    |  |  |
|         |  |  |  | April 3, 2007     | CHICAGO   | 3 | Nashville | 2    | SO |  |  |
| 2007-08 |  |  |  | November 4, 2007  | NASHVILLE | 5 | Chicago   | 2    |    |  |  |
|         |  |  |  | November 15, 2007 | Nashville | 4 | NASHVILLE | 5    | OT |  |  |
|         |  |  |  | December 19, 2007 | Nashville | 2 | CHICAGO   | 5    |    |  |  |
|         |  |  |  | December 26, 2007 | Nashville | 2 | CHICAGO   | 5    |    |  |  |
|         |  |  |  | January 13, 2008  | CHICAGO   | 3 | Nashville | 2    | SO |  |  |
|         |  |  |  | February 14, 2008 | CHICAGO   | 6 | Nashville | 1    |    |  |  |
|         |  |  |  | March 22, 2008    | Chicago   | 1 | NASHVILLE | 2    | SO |  |  |
|         |  |  |  | April 4, 2008     | Nashville | 1 | CHICAGO   | 3    |    |  |  |

|                          | OVERALL   | AT NASHVILLE                      | AT CHICAGO                              |
|--------------------------|---|-----------------------------------|---|
| Current Trend            | 2 Chicago wins (12/26-12/27/09)   | 1 Chicago win (12/26/09)          | 1 Chicago win (12/27/09)                |
| Last Win                 | 12/4/09 (4-1)   | 10/29/09 (0-2)                    | 12/4/09 (4-1)                           |
| Last Loss                | 12/27/09 (4-5)  | 12/26/09 (1-4)                    | 12/27/09 (4-5)                          |
| Last Tie                 | 3/1/04 (2-2 OT)   | 3/1/04 (2-2 OT)                   | 10/10/99 (3-3 OT)                       |
| Overtime Record          | 6-3-4   | 4-3-3                             | 2-0-1                                   |
| Longest Unbeaten Streak  | 8 (7-0-1-0, 3/1/04-2/4/06)  | 6 (5-0-1-0, 3/1/04-4/8/06)        | 4 (twice, last 4-0-0, 12/20/06-11/4/07) |
| Longest Winning Streak   | 7 (3/30/04-2/4/06)  | 5 (3/30/04-4/8/06)                | 4 (12/20/06-11/4/07)                    |
| Longest Winless Streak   | 5 (0-4-1-0, 3/27/03-3/1/04)   | 3 (0-3-0-0, 1/10/00-1/10/01)      | 5 (0-5-0-0, 11/17/02-2/1/04)            |
| Longest Losing Streak    | 4 (three times, last 4/3-10/24/09)  | 3 (12/1/00-1/10/01)               | 5 (11/17/02-2/1/04)                     |
| Most Goals by Nashville  | 8 (1/5/07, 8-3)   | 6 (four times, last 4/20/07, 6-3) | 8 (1/5/07, 8-3)                         |
| Most Goals by Chicago    | 8 (10/5/06, 6-8)  | 8 (10/5/06, 6-8)                  | 5 (five times, last 12/27/09, 4-5)      |
| Most Goals by Both Teams | 14 (10/5/06, 6-8)   | 14 (10/5/06, 6-8)                 | 11 (1/5/07, 8-3)                        |
| Last Five Games          | 2-3-0   | 2-3-0                             | 1-4-0                                   |
| Last Ten Games           | 3-7-0   | 5-4-1                             | 3-7-0                                   |
| Last Transaction         | 2/16/04: Acquired forward Steve Sullivan for a second-round selection in the 2004 NHL Entry Draft (Ray Garlock) and a second-round selection in the 2005 NHL Entry Draft (Dustin Penner). |                                   |   |





# NHL & OPPONENTS

## COLORADO AVALANCHE



Pepsi Center • 1000 Chopper Circle  
Denver, CO 80204 • (303) 405-1100  
GM: Greg Sherman  
Head Coach: Joe Sacco  
PR: Jean Martineau, Brendan McNicholas, Kyle Shohara

### 2010-11 SEASON SERIES

| @ NASHVILLE |               |              |  |
|-------------|---------------|--------------|--|
| Date        | Score         | W/Goal       |  |
| 12 Mar '11  | COL 2 @ NSH 4 | Joel Ward    |  |
| 12 Feb '11  | COL 3 @ NSH 5 | Cody Franson |  |

### GOALS BY PERIOD

|           | 1st | 2nd | 3rd | OT | Total |
|-----------|-----|-----|-----|----|-------|
| Nashville | 6   | 3   | 8   | -  | 17    |
| Colorado  | 1   | 3   | 4   | -  | 8     |

### INDIVIDUAL SCORING

| PLAYER           | PREDATORS |   |   |   |     |     |    |    |    |  |
|------------------|-----------|---|---|---|-----|-----|----|----|----|--|
|                  | GP        | G | A | P | +/- | PIM | PP | PP | SH |  |
| Martin Erat      | 4         | 3 | 5 | 8 | 5   | 0   | 2  | 0  | 0  |  |
| Cody Franson     | 4         | 2 | 2 | 4 | 5   | 2   | 0  | 0  | 0  |  |
| David Legwand    | 4         | 2 | 2 | 4 | 6   | 2   | 0  | 0  | 0  |  |
| Patric Hornqvist | 4         | 1 | 3 | 4 | 5   | 0   | 0  | 0  | 0  |  |
| Matt Halischuk   | 4         | 2 | 1 | 3 | 1   | 0   | 0  | 0  | 0  |  |
| Shea Weber       | 4         | 2 | 1 | 3 | 1   | 0   | 0  | 0  | 0  |  |
| Sergei Kostitsyn | 4         | 1 | 2 | 3 | 1   | 0   | 0  | 0  | 0  |  |
| Colin Wilson     | 4         | 2 | 0 | 2 | 2   | 0   | 0  | 0  | 0  |  |
| Joel Ward        | 4         | 1 | 1 | 2 | -1  | 2   | 0  | 0  | 0  |  |
| Kevin Klein      | 4         | 0 | 2 | 2 | 3   | 0   | 0  | 0  | 0  |  |
| Mike Fisher      | 3         | 0 | 2 | 2 | 3   | 4   | 0  | 0  | 0  |  |
| Blake Geoffrion  | 2         | 0 | 2 | 2 | 2   | 0   | 0  | 0  | 0  |  |
| Jordin Tootoo    | 2         | 1 | 0 | 1 | 1   | 5   | 0  | 0  | 0  |  |
| Shane O'Brien    | 4         | 0 | 1 | 1 | 3   | 4   | 0  | 0  | 0  |  |
| Ryan Suter       | 4         | 0 | 1 | 1 | 0   | 2   | 0  | 0  | 0  |  |
| J-P Dumont       | 2         | 0 | 1 | 1 | 0   | 0   | 0  | 0  | 0  |  |
| Marcel Goc       | 1         | 0 | 1 | 1 | 1   | 0   | 0  | 0  | 0  |  |
| Steve Sullivan   | 1         | 0 | 1 | 1 | 1   | 2   | 0  | 0  | 0  |  |
| Jerred Smithson  | 4         | 0 | 0 | 0 | -5  | 0   | 0  | 0  | 0  |  |
| Nick Spaling     | 4         | 0 | 0 | 0 | -2  | 0   | 0  | 0  | 0  |  |
| Jonathon Blum    | 2         | 0 | 0 | 0 | 0   | 2   | 0  | 0  | 0  |  |
| Alexander Sulzer | 2         | 0 | 0 | 0 | 2   | 0   | 0  | 0  | 0  |  |
| Chris Mueller    | 1         | 0 | 0 | 0 | 1   | 0   | 0  | 0  | 0  |  |

Power Play: 2-15 13.3% / Penalty Killing: 7-7 100.0%

### GOALTENDING

| PREDATORS   |    |     |        |    |     |     |      |      |
|-------------|----|-----|--------|----|-----|-----|------|------|
|             | GP | MIN | W-L-OT | GA | SA  | SV  | GAA  | SV%  |
| Pekka Rinne | 4  | 239 | 4-0-0  | 8  | 118 | 110 | 2.01 | .932 |

| AVALANCHE      |    |     |        |    |    |    |      |      |
|----------------|----|-----|--------|----|----|----|------|------|
|                | GP | MIN | W-L-OT | GA | SA | SV | GAA  | SV%  |
| Brian Elliott  | 1  | 59  | 0-1-0  | 3  | 34 | 31 | 3.06 | .912 |
| Peter Budaj    | 2  | 118 | 0-2-0  | 7  | 66 | 59 | 3.57 | .894 |
| Craig Anderson | 1  | 60  | 0-1-0  | 5  | 28 | 23 | 5.00 | .821 |

| @ COLORADO |               |              |  |
|------------|---------------|--------------|--|
| Date       | Score         | W/Goal       |  |
| 31 Mar '11 | NSH 3 @ COL 2 | Martin Erat  |  |
| 20 Jan '11 | NSH 5 @ COL 1 | Cody Franson |  |

### SHOTS BY PERIOD

|           | 1st | 2nd | 3rd | OT | Total |
|-----------|-----|-----|-----|----|-------|
| Nashville | 43  | 51  | 36  | -  | 130   |
| Colorado  | 35  | 38  | 45  | -  | 118   |

| PLAYER              | AVALANCHE |   |   |   |     |     |    |    |    |  |
|---------------------|-----------|---|---|---|-----|-----|----|----|----|--|
|                     | GP        | G | A | P | +/- | PIM | PP | PP | SH |  |
| Matt Duchene        | 4         | 2 | 2 | 4 | -3  | 0   | 0  | 0  | 0  |  |
| David Jones         | 4         | 2 | 1 | 3 | 2   | 4   | 0  | 0  | 0  |  |
| Kevin Porter        | 4         | 1 | 2 | 3 | -1  | 2   | 0  | 0  | 0  |  |
| Daniel Winnik       | 4         | 1 | 1 | 2 | -2  | 2   | 0  | 0  | 0  |  |
| Ryan O'Reilly       | 3         | 1 | 1 | 2 | -2  | 4   | 0  | 0  | 0  |  |
| Paul Stastny        | 3         | 1 | 1 | 2 | 0   | 0   | 0  | 0  | 0  |  |
| Ryan O'Byrne        | 4         | 0 | 1 | 1 | -2  | 2   | 0  | 0  | 0  |  |
| Brandon Yip         | 4         | 0 | 1 | 1 | -3  | 0   | 0  | 0  | 0  |  |
| Milan Hejduk        | 3         | 0 | 1 | 1 | -2  | 0   | 0  | 0  | 0  |  |
| Matt Hunwick        | 3         | 0 | 1 | 1 | -3  | 0   | 0  | 0  | 0  |  |
| John-Michael Liles  | 3         | 0 | 1 | 1 | -1  | 2   | 0  | 0  | 0  |  |
| Kevin Shattenkirk   | 2         | 0 | 1 | 1 | -2  | 0   | 0  | 0  | 0  |  |
| Chris Stewart       | 1         | 0 | 1 | 1 | 0   | 0   | 0  | 0  | 0  |  |
| David Van Der Gulik | 1         | 0 | 1 | 1 | 1   | 0   | 0  | 0  | 0  |  |
| Philippe Dupuis     | 4         | 0 | 0 | 0 | -3  | 0   | 0  | 0  | 0  |  |
| Cody McLeod         | 4         | 0 | 0 | 0 | -2  | 6   | 0  | 0  | 0  |  |
| David Koci          | 3         | 0 | 0 | 0 | -1  | 2   | 0  | 0  | 0  |  |
| Ryan Wilson         | 3         | 0 | 0 | 0 | -2  | 5   | 0  | 0  | 0  |  |
| Adam Foote          | 2         | 0 | 0 | 0 | -1  | 0   | 0  | 0  | 0  |  |
| Cameron Gaunce      | 2         | 0 | 0 | 0 | 0   | 0   | 0  | 0  | 0  |  |
| Jonas Holos         | 2         | 0 | 0 | 0 | 1   | 0   | 0  | 0  | 0  |  |
| Erik Johnson        | 2         | 0 | 0 | 0 | -2  | 4   | 0  | 0  | 0  |  |
| Jay McClement       | 2         | 0 | 0 | 0 | -1  | 0   | 0  | 0  | 0  |  |
| Ryan Sloa           | 2         | 0 | 0 | 0 | -2  | 2   | 0  | 0  | 0  |  |
| Kyle Cumiskey       | 1         | 0 | 0 | 0 | -2  | 0   | 0  | 0  | 0  |  |
| Peter Forsberg      | 1         | 0 | 0 | 0 | -2  | 4   | 0  | 0  | 0  |  |
| Mark Oliver         | 1         | 0 | 0 | 0 | -1  | 0   | 0  | 0  | 0  |  |

Power Play: 0-7 0.0% / Penalty Killing: 13-15 86.7%

| Season  | OVERALL |    |    |    |     |     |     |  |  |  | HOME |    |   |    |     |    |    |  |  |  | ROAD |    |    |    |     |    |    |  |  |  |
|---------|---------|----|----|----|-----|-----|-----|--|--|--|------|----|---|----|-----|----|----|--|--|--|------|----|----|----|-----|----|----|--|--|--|
|         | GP      | W  | L  | OT | PTS | GF  | GA  |  |  |  | GP   | W  | L | OT | PTS | GF | GA |  |  |  | GP   | W  | L  | OT | PTS | GF | GA |  |  |  |
| 1998-99 | 4       | 1  | 2  | 1  | 3   | 9   | 13  |  |  |  | 2    | 1  | 0 | 1  | 3   | 7  | 6  |  |  |  | 2    | 0  | 2  | 0  | 0   | 2  | 7  |  |  |  |
| 1999-00 | 4       | 0  | 2  | 2  | 2   | 8   | 11  |  |  |  | 2    | 0  | 1 | 1  | 1   | 4  | 5  |  |  |  | 2    | 0  | 1  | 1  | 1   | 4  | 6  |  |  |  |
| 2000-01 | 4       | 1  | 2  | 1  | 3   | 8   | 12  |  |  |  | 2    | 1  | 1 | 0  | 2   | 6  | 7  |  |  |  | 2    | 0  | 1  | 1  | 1   | 4  | 5  |  |  |  |
| 2001-02 | 4       | 1  | 2  | 1  | 3   | 14  | 16  |  |  |  | 2    | 0  | 1 | 1  | 1   | 8  | 9  |  |  |  | 2    | 1  | 1  | 0  | 2   | 6  | 7  |  |  |  |
| 2002-03 | 4       | 1  | 2  | 1  | 3   | 9   | 14  |  |  |  | 2    | 0  | 2 | 0  | 0   | 4  | 10 |  |  |  | 2    | 1  | 0  | 1  | 3   | 5  | 4  |  |  |  |
| 2003-04 | 4       | 3  | 1  | 0  | 6   | 12  | 11  |  |  |  | 2    | 1  | 1 | 0  | 2   | 7  | 8  |  |  |  | 2    | 2  | 0  | 0  | 4   | 5  | 3  |  |  |  |
| 2005-06 | 4       | 3  | 1  | 0  | 6   | 12  | 12  |  |  |  | 2    | 2  | 0 | 0  | 4   | 7  | 5  |  |  |  | 2    | 1  | 1  | 0  | 2   | 5  | 7  |  |  |  |
| 2006-07 | 4       | 2  | 2  | 0  | 4   | 11  | 11  |  |  |  | 2    | 1  | 1 | 0  | 2   | 4  | 5  |  |  |  | 2    | 1  | 1  | 0  | 2   | 7  | 6  |  |  |  |
| 2007-08 | 4       | 2  | 2  | 0  | 4   | 10  | 5   |  |  |  | 2    | 1  | 1 | 0  | 2   | 5  | 2  |  |  |  | 2    | 1  | 1  | 0  | 2   | 5  | 3  |  |  |  |
| 2008-09 | 4       | 1  | 3  | 0  | 2   | 5   | 10  |  |  |  | 2    | 1  | 1 | 0  | 2   | 4  | 4  |  |  |  | 2    | 0  | 2  | 0  | 0   | 1  | 6  |  |  |  |
| 2009-10 | 4       | 3  | 1  | 0  | 6   | 13  | 10  |  |  |  | 2    | 2  | 0 | 0  | 4   | 8  | 5  |  |  |  | 2    | 1  | 1  | 0  | 2   | 5  | 5  |  |  |  |
| 2010-11 | 4       | 4  | 0  | 0  | 8   | 17  | 8   |  |  |  | 2    | 2  | 0 | 0  | 4   | 9  | 5  |  |  |  | 2    | 2  | 0  | 0  | 4   | 8  | 3  |  |  |  |
| Totals  | 48      | 22 | 20 | 6  | 50  | 128 | 133 |  |  |  | 24   | 12 | 9 | 3  | 27  | 73 | 71 |  |  |  | 24   | 10 | 11 | 3  | 23  | 55 | 62 |  |  |  |

OT column includes both ties and overtime losses in 1999-00 (one home tie and one road tie), 2000-01 (one road OT), 2001-02 (one home tie), 2002-03 (one road tie) and 2003-04.

OT column includes ties in 1998-99 (one home tie).

| DATE    | VISITOR           |           | HOME |                |
|---------|-------------------|-----------|------|----------------|
|         |                   |           |      |                |
| 2005-06 | October 12, 2005  | NASHVILLE | 5    | Colorado 4     |
|         | December 20, 2005 | Colorado  | 2    | NASHVILLE 3    |
|         | January 3, 2006   | Nashville | 0    | COLORADO 3     |
|         | February 2, 2006  | Colorado  | 3    | NASHVILLE 4 OT |
| 2006-07 | November 11, 2006 | Colorado  | 0    | NASHVILLE 1    |
|         | January 1, 2007   | COLORADO  | 5    | Nashville 3    |
|         | January 30, 2007  | Nashville | 3    | COLORADO 4     |
|         | April 7, 2007     | NASHVILLE | 4    | Colorado 2     |
| 2007-08 | October 4, 2007   | Colorado  | 0    | NASHVILLE 4    |
|         | December 13, 2007 | COLORADO  | 2    | Nashville 1    |
|         | December 15, 2007 | Nashville | 1    | COLORADO 3     |
|         | January 22, 2008  | NASHVILLE | 4    | Colorado 0     |

| DATE    | VISITOR           |           | HOME |               |
|---------|-------------------|-----------|------|---------------|
|         |                   |           |      |               |
| 2008-09 | November 8, 2008  | Nashville | 0    | COLORADO 1    |
|         | December 4, 2008  | Colorado  | 2    | NASHVILLE 3   |
|         | December 29, 2008 | Nashville | 1    | COLORADO 5    |
|         | January 6, 2009   | COLORADO  | 2    | Nashville 1   |
| 2009-10 | October 8, 2009   | Colorado  | 2    | NASHVILLE 3   |
|         | November 25, 2009 | NASHVILLE | 4    | Colorado 3 OT |
|         | January 22, 2010  | Nashville | 1    | COLORADO 2    |
|         | February 4, 2010  | Colorado  | 3    | NASHVILLE 5   |
| 2010-11 | January 20, 2011  | NASHVILLE | 5    | Colorado 1    |
|         | February 12, 2011 | Colorado  | 3    | NASHVILLE 5   |
|         | March 12, 2011    | Colorado  | 2    | NASHVILLE 4   |
|         | March 31, 2011    | NASHVILLE | 3    | Colorado 2    |

|                          | OVERALL   | AT NASHVILLE                           | AT COLORADO                        |
|--------------------------|---|--|------------------------------------|
| Current Trend            | 5 Nashville wins (2/4/10-3/31/11)   | 2 Nashville wins (10/8/09-3/12/11)     | 2 Nashville wins (1/20-3/31/11)    |
| Last Win                 | 3/31/11 (3-2)   | 3/12/11 (4-2)                          | 3/31/11 (3-2)                      |
| Last Loss                | 1/22/10 (1-2)   | 1/6/09 (1-2)                           | 1/22/10 (1-2)                      |
| Last Tie                 | 11/21/02 (1-1 OT)   | 1/1/02 (4-4 OT)                        | 11/21/02 (1-1 OT)                  |
| Overtime Record          | 4-1-5   | 2-0-3                                  | 2-1-2                              |
| Longest Unbeaten Streak  | 5 (twice, last 5-0-0, 2/4/10-3/31/11)   | 4 (twice, last 4-0-0, 10/8/09-3/12/11) | 5 (4-0-1-0, 11/10/02-10/12/05)     |
| Longest Winning Streak   | 5 (twice, last 2/4/10-3/31/11)  | 4 (twice, last 10/8/09-3/12/11)        | 3 (11/24/03-10/12/05)              |
| Longest Winless Streak   | 8 (0-4-3-1, 2/19/99-10/25/00)   | 6 (0-4-1-0, 1/27/01-10/25/03)          | 6 (0-4-1-1, 2/27/99-12/29/00)      |
| Longest Losing Streak    | 3 (2/27-10/5/99)  | 4 (3/17/02-10/25/03)                   | 3 (2/27/99-1/11/00)                |
| Most Goals by Nashville  | 5 (six times, last 2/12/11, 5-3)  | 5 (three times, last 2/12/11, 5-3)     | 5 (three times, last 1/20/11, 5-1) |
| Most Goals by Colorado   | 7 (11/03, 3-7)  | 7 (11/03, 3-7)                         | 5 (twice, last 12/29/08, 1-5)      |
| Most Goals by Both Teams | 10 (11/03, 3-7)   | 10 (11/03, 3-7)                        | 9 (10/12/05, 5-4)                  |
| Last Five Games          | 5-0-0   | 4-1-0                                  | 3-2-0                              |
| Last Ten Games           | 7-3-0   | 7-3-0                                  | 5-5-0                              |
| Last Transaction         | 6/30/03: Acquired a third-round selection in the 2004 NHL Entry Draft (traded to Ottawa; Ottawa selected Peter Regier) for defenseman Karlis Skrastins. |  |                                    |

### Series Notes

2/12/11: Mike Fisher had an assist in his Predators debut, a 5-3 victory at Bridgestone Arena... 11/25/09: David Legwand scored 3:07 into overtime and both Shea Weber (1g-1a) and Jason Arnott (2a) had two points in a 4-3 win at the Pepsi Center... 10/8/09: Patric Hornqvist scored twice in a span of 2:17 of the third period to lift the Predators to a 3-2 victory in the 2009-10 home opener at Bridgestone Arena... 12/4/08: David Legwand scored the game-winning goal with 0:3 left in the first period, and became Nashville's all-time leader in games played (574) in a 3-2 victory at Bridgestone Arena... 10/4/07: Chris Mason stopped 35 shots as Nashville shut out Colorado 4-0 in the 2007-08 season opener at Bridgestone Arena... 1/1/03: Peter Forsberg registered six points (1g-5a) in a 7-3 Avalanche victory at Bridgestone Arena, setting the building record for points in a game... 1/27/01: Colorado held Nashville to a franchise-record low nine shots on goal in the Avalanche's 5-1 win... 12/26/00: Scott Walker recorded the Predators' first-ever hat trick at Bridgestone Arena... 2/19/99: Joe Sakic recorded the first hat trick against Nashville in a 4-4 tie at Bridgestone Arena.



# NHL & OPPONENTS

## COLUMBUS BLUE JACKETS



Nationwide Arena • 200 W. Nationwide Blvd.  
Columbus, OH 43215 • (614) 246-4625  
GM: Scott Howson  
Head Coach: Scott Arniel  
PR: Todd Sharrock, Ryan Holtmann

### 2010-11 SEASON SERIES

| @ NASHVILLE |               |                |  |
|-------------|---------------|----------------|--|
| Date        | Score         | W/Goal         |  |
| 08 Apr '11  | CBJ 1 @ NSH 4 | Matt Halischuk |  |
| 27 Feb '11  | CBJ 2 @ NSH 3 | David Legwand  |  |
| 02 Jan '11  | CBJ 1 @ NSH 4 | Nick Spaling   |  |

### GOALS BY PERIOD

|           | 1st | 2nd | 3rd | OT | Total |
|-----------|-----|-----|-----|----|-------|
| Nashville | 2   | 6   | 6   | 0  | 14    |
| Columbus  | 2   | 4   | 7   | 0  | 13    |

### INDIVIDUAL SCORING

| PLAYER           | PREDATORS |   |   |   |     |     |    |    |  |  |
|------------------|-----------|---|---|---|-----|-----|----|----|--|--|
|                  | GP        | G | A | P | +/- | PIM | PP | SH |  |  |
| Shea Weber       | 6         | 2 | 4 | 6 | -2  | 10  | 1  | 0  |  |  |
| Patric Hornqvist | 6         | 3 | 2 | 5 | 4   | 2   | 1  | 0  |  |  |
| Sergei Kostitsyn | 5         | 3 | 0 | 3 | 5   | 0   | 0  | 0  |  |  |
| Colin Wilson     | 6         | 1 | 2 | 3 | 1   | 0   | 0  | 0  |  |  |
| Martin Erat      | 4         | 0 | 3 | 3 | 1   | 2   | 0  | 0  |  |  |
| Kevin Klein      | 6         | 1 | 1 | 2 | 3   | 0   | 0  | 0  |  |  |
| Nick Spaling     | 6         | 1 | 1 | 2 | 1   | 0   | 0  | 0  |  |  |
| David Legwand    | 4         | 1 | 1 | 2 | 2   | 6   | 0  | 0  |  |  |
| Joel Ward        | 6         | 0 | 2 | 2 | 0   | 0   | 0  | 0  |  |  |
| Ryan Suter       | 4         | 0 | 2 | 2 | -1  | 4   | 0  | 0  |  |  |
| Mike Fisher      | 3         | 0 | 2 | 2 | 2   | 0   | 0  | 0  |  |  |
| Jonathon Blum    | 3         | 1 | 0 | 1 | 2   | 0   | 0  | 0  |  |  |
| Matt Halischuk   | 2         | 1 | 0 | 1 | 0   | 0   | 0  | 0  |  |  |
| Jerred Smithson  | 6         | 0 | 1 | 1 | 0   | 4   | 0  | 0  |  |  |
| Jordin Tootoo    | 5         | 0 | 1 | 1 | -1  | 7   | 0  | 0  |  |  |
| Marcel Goc       | 3         | 0 | 1 | 1 | 0   | 0   | 0  | 0  |  |  |
| Cal O'Reilly     | 3         | 0 | 1 | 1 | -2  | 2   | 0  | 0  |  |  |
| Cody Franson     | 6         | 0 | 0 | 0 | 1   | 2   | 0  | 0  |  |  |
| Shane O'Brien    | 6         | 0 | 0 | 0 | 2   | 8   | 0  | 0  |  |  |
| J-P Dumont       | 4         | 0 | 0 | 0 | 0   | 2   | 0  | 0  |  |  |
| Steve Sullivan   | 4         | 0 | 0 | 0 | -2  | 4   | 0  | 0  |  |  |
| Francis Bouillon | 3         | 0 | 0 | 0 | 2   | 2   | 0  | 0  |  |  |
| Blake Geoffrion  | 2         | 0 | 0 | 0 | 0   | 5   | 0  | 0  |  |  |
| Alexander Sulzer | 2         | 0 | 0 | 0 | 0   | 0   | 0  | 0  |  |  |
| Marek Svratos    | 2         | 0 | 0 | 0 | -2  | 0   | 0  | 0  |  |  |
| Wade Belak       | 1         | 0 | 0 | 0 | 0   | 2   | 0  | 0  |  |  |

Power Play: 2-19 10.5% / Penalty Killing: 19-23 82.6%

### GOALTENDING

| PREDATORS   |    |     |        |    |     |     |      |
|-------------|----|-----|--------|----|-----|-----|------|
|             | GP | MIN | W-L-OT | GA | SA  | SV  | SV%  |
| Pekka Rinne | 6  | 364 | 4-2-0  | 13 | 183 | 170 | .929 |

### BLUE JACKETS

|               | GP | MIN | W-L-OT | GA | SA  | SV  | GAA  | SV%  |
|---------------|----|-----|--------|----|-----|-----|------|------|
| Steve Mason   | 5  | 305 | 2-2-1  | 11 | 127 | 116 | 2.16 | .913 |
| Mathieu Garon | 1  | 59  | 0-1-0  | 3  | 28  | 25  | 3.06 | .893 |

| @ COLUMBUS    |               |                |  |
|---------------|---------------|----------------|--|
| Date          | Score         | W/Goal         |  |
| 22 Feb '11    | NSH 0 @ CBJ 4 | Rick Nash      |  |
| 01 Dec '10 ** | NSH 4 @ CBJ 3 | Steve Sullivan |  |
| 22 Nov '10    | NSH 0 @ CBJ 2 | Mike Commodore |  |

\* overtime \*\* shootout

### SHOTS BY PERIOD

|           | 1st | 2nd | 3rd | OT | Total |
|-----------|-----|-----|-----|----|-------|
| Nashville | 48  | 53  | 52  | 2  | 155   |
| Columbus  | 60  | 58  | 62  | 3  | 183   |

| PLAYER            | BLUE JACKETS |   |   |   |     |     |    |    |  |  |
|-------------------|--------------|---|---|---|-----|-----|----|----|--|--|
|                   | GP           | G | A | P | +/- | PIM | PP | SH |  |  |
| Antoine Vermette  | 6            | 3 | 3 | 6 | 0   | 2   | 0  | 0  |  |  |
| R.J. Umberger     | 6            | 1 | 5 | 6 | 3   | 0   | 0  | 0  |  |  |
| Rick Nash         | 5            | 3 | 1 | 4 | 0   | 0   | 1  | 0  |  |  |
| Kris Russell      | 4            | 2 | 2 | 4 | 0   | 2   | 1  | 0  |  |  |
| Derrick Brassard  | 4            | 1 | 2 | 3 | 0   | 4   | 0  | 0  |  |  |
| Matt Calvert      | 3            | 2 | 0 | 2 | -2  | 0   | 2  | 0  |  |  |
| Fedor Iyutin      | 6            | 0 | 2 | 2 | 1   | 2   | 0  | 0  |  |  |
| Jakub Voracek     | 6            | 0 | 2 | 2 | 3   | 0   | 0  | 0  |  |  |
| Grant Clitsome    | 3            | 0 | 2 | 2 | 1   | 4   | 0  | 0  |  |  |
| Mike Commodore    | 2            | 1 | 0 | 1 | -1  | 2   | 0  | 0  |  |  |
| Jan Hejda         | 6            | 0 | 1 | 1 | -6  | 2   | 0  | 0  |  |  |
| Marc Methot       | 5            | 0 | 1 | 1 | -1  | 2   | 0  | 0  |  |  |
| Nikita Filatov    | 1            | 0 | 1 | 1 | 1   | 0   | 0  | 0  |  |  |
| Jared Boll        | 6            | 0 | 0 | 0 | -2  | 7   | 0  | 0  |  |  |
| Chris Clark       | 6            | 0 | 0 | 0 | 0   | 4   | 0  | 0  |  |  |
| Derek Dorsett     | 6            | 0 | 0 | 0 | -1  | 6   | 0  | 0  |  |  |
| Derek MacKenzie   | 6            | 0 | 0 | 0 | -2  | 5   | 0  | 0  |  |  |
| Samuel Pahlsson   | 6            | 0 | 0 | 0 | -1  | 0   | 0  | 0  |  |  |
| Anton Stralman    | 6            | 0 | 0 | 0 | -5  | 4   | 0  | 0  |  |  |
| Ethan Moreau      | 4            | 0 | 0 | 0 | -3  | 4   | 0  | 0  |  |  |
| Rostislav Klesla  | 3            | 0 | 0 | 0 | 3   | 0   | 0  | 0  |  |  |
| Andrew Murray     | 3            | 0 | 0 | 0 | -1  | 0   | 0  | 0  |  |  |
| Kristian Huselius | 2            | 0 | 0 | 0 | -3  | 0   | 0  | 0  |  |  |
| Sami Lepisto      | 1            | 0 | 0 | 0 | 1   | 6   | 0  | 0  |  |  |
| Scottie Upshall   | 1            | 0 | 0 | 0 | -1  | 0   | 0  | 0  |  |  |
| Kyle Wilson       | 1            | 0 | 0 | 0 | 0   | 0   | 0  | 0  |  |  |

Power Play: 4-23 17.4% / Penalty Killing: 17-19 89.5%

| OVERALL |    |    |    |    |     |     |     | HOME |    |   |    |     |     |    |    | ROAD |    |    |     |    |    |    |  |
|---------|----|----|----|----|-----|-----|-----|------|----|---|----|-----|-----|----|----|------|----|----|-----|----|----|----|--|
| Season  | GP | W  | L  | OT | PTS | GF  | GA  | GP   | W  | L | OT | PTS | GF  | GA | GP | W    | L  | OT | PTS | GF | GA |    |  |
| 2000-01 | 5  | 2  | 3  | 0  | 4   | 10  | 15  | 3    | 1  | 2 | 0  | 2   | 6   | 11 | 2  | 1    | 1  | 0  | 2   | 4  | 4  | 4  |  |
| 2001-02 | 5  | 3  | 2  | 0  | 6   | 10  | 9   | 2    | 2  | 0 | 0  | 4   | 5   | 3  | 3  | 1    | 2  | 0  | 2   | 5  | 6  | 6  |  |
| 2002-03 | 5  | 3  | 1  | 1  | 7   | 15  | 6   | 3    | 2  | 0 | 1  | 5   | 9   | 3  | 2  | 1    | 1  | 0  | 2   | 6  | 3  | 3  |  |
| 2003-04 | 6  | 4  | 1  | 1  | 9   | 21  | 17  | 3    | 2  | 0 | 1  | 5   | 9   | 7  | 3  | 2    | 1  | 0  | 4   | 12 | 10 | 10 |  |
| 2005-06 | 8  | 5  | 2  | 1  | 11  | 34  | 23  | 4    | 3  | 1 | 0  | 6   | 20  | 10 | 4  | 2    | 1  | 1  | 5   | 14 | 13 | 13 |  |
| 2006-07 | 8  | 8  | 0  | 0  | 16  | 28  | 12  | 4    | 4  | 0 | 0  | 8   | 12  | 3  | 4  | 4    | 0  | 0  | 8   | 16 | 9  | 9  |  |
| 2007-08 | 8  | 7  | 0  | 1  | 15  | 25  | 12  | 4    | 4  | 0 | 0  | 8   | 15  | 8  | 4  | 3    | 0  | 1  | 7   | 10 | 4  | 4  |  |
| 2008-09 | 6  | 3  | 2  | 1  | 7   | 20  | 18  | 3    | 3  | 0 | 0  | 6   | 15  | 9  | 3  | 0    | 2  | 1  | 1   | 5  | 9  | 9  |  |
| 2009-10 | 6  | 5  | 1  | 0  | 10  | 18  | 13  | 3    | 3  | 0 | 0  | 6   | 9   | 6  | 3  | 2    | 1  | 0  | 4   | 9  | 7  | 7  |  |
| 2010-11 | 6  | 4  | 2  | 0  | 8   | 15  | 13  | 3    | 3  | 0 | 0  | 6   | 11  | 4  | 3  | 1    | 2  | 0  | 2   | 4  | 9  | 9  |  |
| Totals  | 63 | 44 | 14 | 5  | 93  | 196 | 138 | 32   | 27 | 3 | 2  | 56  | 111 | 64 | 31 | 17   | 11 | 3  | 37  | 85 | 74 | 74 |  |

OT column includes both ties and overtime losses in 1999-00, 2000-01, 2001-02, 2002-03 (one home tie) and 2003-04 (one home OTL).

OT column includes both overtime losses and shootout losses in 2005-06 (one road OTL).

|         | DATE              | VISITOR   | HOME |           |   | DATE | VISITOR           | HOME              |           |           |           |    |    |
|---------|-------------------|-----------|------|-----------|---|------|-------------------|-------------------|-----------|-----------|-----------|----|----|
| 2005-06 | October 26, 2005  | Nashville | 2    | COLUMBUS  | 3 | OT   | 2008-09           | October 17, 2008  | Nashville | 3         | COLUMBUS  | 5  |    |
|         | November 23, 2005 | NASHVILLE | 4    | Columbus  | 2 |      |                   | October 18, 2008  | Columbus  | 3         | NASHVILLE | 6  |    |
|         | December 17, 2005 | Columbus  | 3    | NASHVILLE | 7 |      |                   | December 11, 2008 | Nashville | 1         | COLUMBUS  | 2  | SO |
|         | December 23, 2005 | NASHVILLE | 5    | Columbus  | 4 |      |                   | March 5, 2009     | Columbus  | 2         | NASHVILLE | 4  |    |
|         | January 21, 2006  | Columbus  | 2    | NASHVILLE | 7 |      | March 31, 2009    | Nashville         | 1         | COLUMBUS  | 2         |    |    |
|         | January 28, 2006  | Nashville | 3    | COLUMBUS  | 4 |      | April 4, 2009     | Columbus          | 4         | NASHVILLE | 5         | SO |    |
|         | February 11, 2006 | Columbus  | 2    | NASHVILLE | 5 |      | 2009-10           | November 21, 2009 | Columbus  | 3         | NASHVILLE | 4  | SO |
|         | April 3, 2006     | COLUMBUS  | 3    | Nashville | 1 |      |                   | December 10, 2009 | Columbus  | 3         | NASHVILLE | 4  | SO |
| 2006-07 | November 15, 2006 | NASHVILLE | 5    | Columbus  | 4 |      |                   | December 14, 2009 | NASHVILLE | 5         | Columbus  | 3  |    |
|         | November 18, 2006 | Columbus  | 2    | NASHVILLE | 4 |      | December 31, 2009 | NASHVILLE         | 2         | Columbus  | 1         | OT |    |
|         | November 20, 2006 | NASHVILLE | 3    | Columbus  | 1 |      | January 26, 2010  | Nashville         | 2         | COLUMBUS  | 3         |    |    |
|         | January 12, 2007  | Columbus  | 0    | NASHVILLE | 2 |      | March 20, 2010    | Columbus          | 0         | NASHVILLE | 1         | OT |    |
|         | January 19, 2007  | Nashville | 4    | COLUMBUS  | 1 |      | 2010-11           | November 22, 2010 | Nashville | 0         | COLUMBUS  | 2  |    |
|         | January 18, 2007  | Columbus  | 0    | NASHVILLE | 4 |      |                   | December 1, 2010  | NASHVILLE | 4         | Columbus  | 3  | SO |
|         | February 15, 2007 | NASHVILLE | 4    | Columbus  | 3 | SO   |                   | January 2, 2011   | Columbus  | 1         | NASHVILLE | 4  |    |
|         | March 10, 2007    | Columbus  | 1    | NASHVILLE | 2 |      |                   | February 22, 2011 | Nashville | 0         | COLUMBUS  | 4  |    |
| 2007-08 | November 10, 2007 | Columbus  | 3    | NASHVILLE | 4 | SO   | February 27, 2011 | Columbus          | 2         | NASHVILLE | 3         |    |    |
|         | November 12, 2007 | NASHVILLE | 4    | Columbus  | 1 |      | April 8, 2011     | Columbus          | 1         | NASHVILLE | 4         |    |    |
|         | December 23, 2007 | NASHVILLE | 3    | Columbus  | 1 |      |                   |                   |           |           |           |    |    |
|         | December 27, 2007 | Columbus  | 3    | NASHVILLE | 4 |      |                   |                   |           |           |           |    |    |
|         | January 12, 2008  | Nashville | 1    | COLUMBUS  | 2 | SO   |                   |                   |           |           |           |    |    |
|         | January 31, 2008  | Columbus  | 2    | NASHVILLE | 4 |      |                   |                   |           |           |           |    |    |
|         | March 25, 2008    | Columbus  | 0    | NASHVILLE | 3 |      |                   |                   |           |           |           |    |    |
|         | March 28, 2008    | NASHVILLE | 2    | Columbus  | 0 |      |                   |                   |           |           |           |    |    |





# NHL & OPPONENTS

## DALLAS STARS



Dr. Pepper StarCenter at Frisco • 2601 Avenue of the Stars  
Frisco, TX 75034 • (214) 387-5500  
GM: Joe Nieuwendyk  
Head Coach: Glen Gulutzan  
PR: Rob Scichili, Joe Calvillo, Greg Ramirez

### 2010-11 SEASON SERIES

#### @ NASHVILLE

| Date       | Score         | W/Goal       |
|------------|---------------|--------------|
| 26 Mar '11 | DAL 2 @ NSH 4 | Mike Fisher  |
| 28 Dec '10 | DAL 4 @ NSH 2 | Mark Fistric |

### GOALS BY PERIOD

|           | 1st | 2nd | 3rd | OT | Total |
|-----------|-----|-----|-----|----|-------|
| Nashville | 2   | 5   | 2   | -  | 9     |
| Dallas    | 2   | 2   | 5   | -  | 9     |

### INDIVIDUAL SCORING

| PREDATORS        |    |   |   |   |     |     |    |    |  |  |
|------------------|----|---|---|---|-----|-----|----|----|--|--|
| PLAYER           | GP | G | A | P | +/- | PIM | PP | SH |  |  |
| Colin Wilson     | 4  | 3 | 1 | 4 | 0   | 0   | 1  | 0  |  |  |
| David Legwand    | 3  | 2 | 2 | 4 | 4   | 2   | 0  | 1  |  |  |
| Mike Fisher      | 2  | 2 | 0 | 2 | 0   | 0   | 0  | 0  |  |  |
| Ryan Suter       | 3  | 1 | 1 | 2 | 2   | 2   | 0  | 0  |  |  |
| Patric Hornqvist | 4  | 0 | 2 | 2 | 5   | 0   | 0  | 0  |  |  |
| Shea Weber       | 4  | 0 | 2 | 2 | 2   | 4   | 0  | 0  |  |  |
| Sergei Kostitsyn | 3  | 0 | 2 | 2 | 0   | 2   | 0  | 0  |  |  |
| Cal O'Reilly     | 2  | 1 | 0 | 1 | 1   | 0   | 0  | 0  |  |  |
| J-P Dumont       | 4  | 0 | 1 | 1 | -1  | 2   | 0  | 0  |  |  |
| Cody Franson     | 4  | 0 | 1 | 1 | -1  | 0   | 0  | 0  |  |  |
| Jerred Smithson  | 4  | 0 | 1 | 1 | -1  | 2   | 0  | 0  |  |  |
| Joel Ward        | 4  | 0 | 1 | 1 | 0   | 4   | 0  | 0  |  |  |
| Martin Erat      | 3  | 0 | 1 | 1 | 0   | 2   | 0  | 0  |  |  |
| Steve Sullivan   | 1  | 0 | 1 | 1 | 1   | 0   | 0  | 0  |  |  |
| Kevin Klein      | 4  | 0 | 0 | 0 | -1  | 4   | 0  | 0  |  |  |
| Shane O'Brien    | 4  | 0 | 0 | 0 | 1   | 9   | 0  | 0  |  |  |
| Nick Spaling     | 4  | 0 | 0 | 0 | -3  | 2   | 0  | 0  |  |  |
| Jonathon Blum    | 2  | 0 | 0 | 0 | 0   | 0   | 0  | 0  |  |  |
| Francis Bouillon | 2  | 0 | 0 | 0 | -1  | 0   | 0  | 0  |  |  |
| Blake Geoffrion  | 2  | 0 | 0 | 0 | -1  | 0   | 0  | 0  |  |  |
| Jordin Tootoo    | 2  | 0 | 0 | 0 | 0   | 0   | 0  | 0  |  |  |
| Wade Belak       | 1  | 0 | 0 | 0 | 0   | 7   | 0  | 0  |  |  |
| Marcel Goc       | 1  | 0 | 0 | 0 | -1  | 0   | 0  | 0  |  |  |
| Matt Halischuk   | 1  | 0 | 0 | 0 | 0   | 0   | 0  | 0  |  |  |
| Linus Klasen     | 1  | 0 | 0 | 0 | -1  | 0   | 0  | 0  |  |  |
| Teemu Laakso     | 1  | 0 | 0 | 0 | 0   | 0   | 0  | 0  |  |  |
| Chris Mueller    | 1  | 0 | 0 | 0 | -1  | 0   | 0  | 0  |  |  |
| Alexander Sulzer | 1  | 0 | 0 | 0 | 0   | 0   | 0  | 0  |  |  |

Power Play: 1-12 8.3% / Penalty Killing: 13-15 86.7%

### GOALTENDING

#### PREDATORS

|             | GP | MIN | W-L-OT | GA | SA  | SV  | GAA  | SV%  |
|-------------|----|-----|--------|----|-----|-----|------|------|
| Pekka Rinne | 4  | 238 | 2-2-0  | 9  | 110 | 101 | 2.27 | .918 |

#### STARS

|                 | GP | MIN | W-L-OT | GA | SA | SV | GAA  | SV%  |
|-----------------|----|-----|--------|----|----|----|------|------|
| Andrew Raycroft | 1  | 60  | 1-0-0  | 2  | 46 | 44 | 2.00 | .957 |
| Kari Lehtonen   | 3  | 178 | 1-2-0  | 6  | 82 | 76 | 2.02 | .927 |

#### @ DALLAS

| Date       | Score         | W/Goal        |
|------------|---------------|---------------|
| 26 Feb '11 | NSH 2 @ DAL 3 | Loui Eriksson |
| 23 Oct '10 | NSH 1 @ DAL 0 | Cal O'Reilly  |

### SHOTS BY PERIOD

|           | 1st | 2nd | 3rd | OT | Total |
|-----------|-----|-----|-----|----|-------|
| Nashville | 50  | 42  | 37  | -  | 129   |
| Dallas    | 36  | 34  | 40  | -  | 110   |

| STARS               |    |   |   |   |     |     |    |    |  |  |
|---------------------|----|---|---|---|-----|-----|----|----|--|--|
| PLAYER              | GP | G | A | P | +/- | PIM | PP | SH |  |  |
| Loui Eriksson       | 4  | 2 | 3 | 5 | 2   | 0   | 1  | 0  |  |  |
| Alex Goligoski      | 2  | 2 | 1 | 3 | -3  | 0   | 1  | 0  |  |  |
| Brenden Morrow      | 4  | 1 | 2 | 3 | -3  | 4   | 0  | 0  |  |  |
| Mike Ribeiro        | 4  | 0 | 3 | 3 | -3  | 0   | 0  | 0  |  |  |
| Jamie Benn          | 4  | 0 | 2 | 2 | -1  | 2   | 0  | 0  |  |  |
| Steve Ott           | 4  | 1 | 0 | 1 | 0   | 7   | 0  | 0  |  |  |
| Krystofer Barch     | 3  | 1 | 0 | 1 | 0   | 7   | 0  | 0  |  |  |
| Mark Fistric        | 3  | 1 | 0 | 1 | 2   | 2   | 0  | 0  |  |  |
| Tom Wandell         | 3  | 1 | 0 | 1 | -1  | 2   | 0  | 0  |  |  |
| Brad Richards       | 3  | 0 | 1 | 1 | 0   | 0   | 0  | 0  |  |  |
| Karlis Skarstins    | 3  | 0 | 1 | 1 | 3   | 0   | 0  | 0  |  |  |
| Matt Niskanen       | 2  | 0 | 1 | 1 | 1   | 2   | 0  | 0  |  |  |
| Brian Sutherby      | 1  | 0 | 1 | 1 | 1   | 0   | 0  | 0  |  |  |
| Trevor Daley        | 4  | 0 | 0 | 0 | -1  | 2   | 0  | 0  |  |  |
| Toby Petersen       | 4  | 0 | 0 | 0 | 0   | 0   | 0  | 0  |  |  |
| Stephane Robidas    | 4  | 0 | 0 | 0 | -2  | 0   | 0  | 0  |  |  |
| Jeff Woywitka       | 4  | 0 | 0 | 0 | -1  | 2   | 0  | 0  |  |  |
| Adam Burish         | 3  | 0 | 0 | 0 | 1   | 2   | 0  | 0  |  |  |
| Jamie Langenbrunner | 2  | 0 | 0 | 0 | -1  | 4   | 0  | 0  |  |  |
| James Neal          | 2  | 0 | 0 | 0 | 1   | 2   | 0  | 0  |  |  |
| Brandon Segal       | 2  | 0 | 0 | 0 | 0   | 0   | 0  | 0  |  |  |
| Tomas Vincour       | 2  | 0 | 0 | 0 | -2  | 0   | 0  | 0  |  |  |
| Jason Williams      | 2  | 0 | 0 | 0 | 0   | 0   | 0  | 0  |  |  |
| Aaron Gagnon        | 1  | 0 | 0 | 0 | 1   | 0   | 0  | 0  |  |  |
| Nicklas Grossman    | 1  | 0 | 0 | 0 | -1  | 0   | 0  | 0  |  |  |
| Brad Lukowich       | 1  | 0 | 0 | 0 | 1   | 0   | 0  | 0  |  |  |

Power Play: 2-15 13.3% / Penalty Killing: 11-12 91.7%

| OVERALL |    |    |    |    |     |    |     | HOME |    |    |    |     |    |    |    | ROAD |    |    |     |    |    |  |  |
|---------|----|----|----|----|-----|----|-----|------|----|----|----|-----|----|----|----|------|----|----|-----|----|----|--|--|
| Season  | GP | W  | L  | OT | PTS | GF | GA  | GP   | W  | L  | OT | PTS | GF | GA | GP | W    | L  | OT | PTS | GF | GA |  |  |
| 1998-99 | 4  | 1  | 3  | 0  | 2   | 5  | 9   | 2    | 0  | 2  | 0  | 0   | 3  | 7  | 2  | 1    | 1  | 0  | 2   | 2  | 2  |  |  |
| 1999-00 | 4  | 2  | 2  | 0  | 4   | 9  | 10  | 2    | 2  | 0  | 0  | 4   | 8  | 4  | 2  | 0    | 2  | 0  | 0   | 1  | 6  |  |  |
| 2000-01 | 4  | 0  | 3  | 1  | 1   | 5  | 12  | 2    | 0  | 2  | 0  | 0   | 1  | 3  | 2  | 0    | 1  | 1  | 1   | 4  | 9  |  |  |
| 2001-02 | 4  | 2  | 2  | 0  | 4   | 7  | 9   | 2    | 2  | 0  | 0  | 4   | 6  | 2  | 2  | 0    | 2  | 0  | 0   | 1  | 7  |  |  |
| 2002-03 | 4  | 3  | 1  | 0  | 6   | 10 | 6   | 2    | 2  | 0  | 0  | 4   | 8  | 3  | 2  | 1    | 1  | 0  | 2   | 2  | 3  |  |  |
| 2003-04 | 4  | 0  | 3  | 1  | 1   | 6  | 13  | 2    | 0  | 1  | 1  | 1   | 2  | 4  | 2  | 0    | 2  | 0  | 0   | 4  | 9  |  |  |
| 2005-06 | 4  | 1  | 3  | 0  | 2   | 9  | 12  | 2    | 1  | 1  | 0  | 2   | 6  | 6  | 2  | 0    | 2  | 0  | 0   | 3  | 6  |  |  |
| 2006-07 | 4  | 1  | 3  | 0  | 2   | 6  | 11  | 2    | 1  | 1  | 0  | 2   | 5  | 6  | 2  | 0    | 2  | 0  | 0   | 1  | 5  |  |  |
| 2007-08 | 4  | 3  | 1  | 0  | 6   | 12 | 8   | 2    | 1  | 1  | 0  | 2   | 8  | 7  | 2  | 2    | 0  | 0  | 4   | 4  | 1  |  |  |
| 2008-09 | 4  | 2  | 2  | 0  | 4   | 11 | 11  | 2    | 2  | 0  | 0  | 4   | 6  | 1  | 2  | 0    | 2  | 0  | 0   | 5  | 10 |  |  |
| 2009-10 | 4  | 2  | 2  | 0  | 4   | 8  | 13  | 2    | 1  | 1  | 0  | 2   | 5  | 5  | 2  | 1    | 1  | 0  | 2   | 3  | 8  |  |  |
| 2010-11 | 4  | 2  | 2  | 0  | 4   | 9  | 9   | 2    | 1  | 1  | 0  | 2   | 6  | 6  | 2  | 1    | 1  | 0  | 2   | 3  | 3  |  |  |
| Totals  | 48 | 19 | 27 | 2  | 40  | 97 | 123 | 24   | 13 | 10 | 1  | 27  | 64 | 54 | 24 | 6    | 17 | 1  | 13  | 33 | 69 |  |  |

OT column includes both ties and overtime losses in 1999-00, 2000-01 (one road OTL), 2001-02, 2002-03 and 2003-04 (one home tie). OT column includes ties in 1998-99.

| DATE    |                   |           |   |           | VISITOR |         |                   |           |   | HOME      |   |   |  |  |
|---------|-------------------|-----------|---|-----------|---------|---------|-------------------|-----------|---|-----------|---|---|--|--|
| 2005-06 | November 10, 2005 | Dallas    | 3 | NASHVILLE | 5       | 2008-09 | October 11, 2008  | Dallas    | 1 | NASHVILLE | 3 |   |  |  |
|         | November 26, 2005 | DALLAS    | 3 | Nashville | 1       |         | October 15, 2008  | Dallas    | 4 | DALLAS    | 6 |   |  |  |
|         | February 1, 2006  | Nashville | 1 | DALLAS    | 2       |         | December 13, 2008 | Dallas    | 0 | NASHVILLE | 3 |   |  |  |
|         | February 6, 2006  | Nashville | 2 | DALLAS    | 4       |         | February 8, 2009  | Nashville | 1 | DALLAS    | 4 |   |  |  |
| 2006-07 | November 22, 2006 | Nashville | 0 | DALLAS    | 1       | 2009-10 | October 3, 2009   | NASHVILLE | 3 | Dallas    | 2 | S |  |  |
|         | December 29, 2006 | Nashville | 1 | DALLAS    | 4       |         | October 14, 2009  | Nashville | 0 | DALLAS    | 6 |   |  |  |
|         | March 17, 2007    | Dallas    | 2 | NASHVILLE | 3       |         | October 31, 2009  | Dallas    | 2 | NASHVILLE | 4 |   |  |  |
|         | March 31, 2007    | DALLAS    | 4 | Nashville | 2       |         | March 23, 2010    | DALLAS    | 3 | Nashville | 1 |   |  |  |
| 2007-08 | October 6, 2007   | Dallas    | 1 | NASHVILLE | 5       | 2010-11 | October 23, 2010  | NASHVILLE | 1 | Dallas    | 0 |   |  |  |
|         | December 31, 2007 | NASHVILLE | 1 | Dallas    | 0       |         | December 28, 2010 | DALLAS    | 4 | Nashville | 2 |   |  |  |
|         | February 23, 2008 | DALLAS    | 6 | Nashville | 3       |         | February 26, 2011 | Nashville | 2 | DALLAS    | 3 |   |  |  |
|         | March 1, 2008     | NASHVILLE | 3 | Dallas    | 1       |         | March 26, 2011    | Dallas    | 2 | NASHVILLE | 4 |   |  |  |



# NHL & OPPONENTS

## DETROIT RED WINGS



Joe Louis Arena • 600 Civic Center Drive  
 Detroit, MI 48226 • (313) 396-7544  
 GM: Ken Holland  
 Head Coach: Mike Babcock  
 PR: John Hahn, Todd Beam, Richard Bowness

### 2010-11 SEASON SERIES

#### @ NASHVILLE

| Date         | Score         | W/Goal        |
|--------------|---------------|---------------|
| 02 Apr '11 * | DET 4 @ NSH 3 | Danny Cleary  |
| 19 Mar '11   | DET 1 @ NSH 3 | Jonathon Blum |
| 05 Feb '11   | DET 0 @ NSH 3 | Shea Weber    |

### GOALS BY PERIOD

|           | 1st | 2nd | 3rd | OT | Total |
|-----------|-----|-----|-----|----|-------|
| Nashville | 5   | 8   | 5   | 0  | 18    |
| Detroit   | 3   | 5   | 4   | 1  | 13    |

### INDIVIDUAL SCORING

| PLAYER           | PREDATORS |   |   |   |     |     |    |    |  |  |
|------------------|-----------|---|---|---|-----|-----|----|----|--|--|
|                  | GP        | G | A | P | +/- | PIM | PP | SH |  |  |
| Sergei Kostitsyn | 6         | 4 | 3 | 7 | 3   | 4   | 1  | 1  |  |  |
| Ryan Suter       | 5         | 1 | 5 | 6 | 3   | 6   | 1  | 0  |  |  |
| Martin Erat      | 6         | 3 | 1 | 4 | 2   | 6   | 1  | 0  |  |  |
| Shea Weber       | 6         | 1 | 3 | 4 | 4   | 6   | 1  | 0  |  |  |
| Patric Hornqvist | 6         | 0 | 4 | 4 | 1   | 2   | 0  | 0  |  |  |
| Colin Wilson     | 6         | 2 | 1 | 3 | -1  | 4   | 0  | 0  |  |  |
| Marcel Goc       | 3         | 0 | 3 | 3 | 5   | 0   | 0  | 0  |  |  |
| David Legwand    | 6         | 2 | 0 | 2 | 0   | 6   | 0  | 0  |  |  |
| Joel Ward        | 6         | 1 | 1 | 2 | 2   | 2   | 0  | 0  |  |  |
| Matt Halischuk   | 4         | 0 | 2 | 2 | 0   | 0   | 0  | 0  |  |  |
| Steve Sullivan   | 4         | 0 | 2 | 2 | 2   | 0   | 0  | 0  |  |  |
| Mike Fisher      | 2         | 0 | 2 | 2 | 1   | 0   | 0  | 0  |  |  |
| Cal O'Reilly     | 2         | 0 | 2 | 2 | 0   | 0   | 0  | 0  |  |  |
| Kevin Klein      | 6         | 1 | 0 | 1 | 4   | 0   | 0  | 0  |  |  |
| J-P Dumont       | 5         | 1 | 0 | 1 | 0   | 2   | 0  | 0  |  |  |
| Jonathon Blum    | 2         | 1 | 0 | 1 | -2  | 0   | 1  | 0  |  |  |
| Blake Geoffrion  | 2         | 1 | 0 | 1 | 0   | 0   | 0  | 0  |  |  |
| Cody Franson     | 6         | 0 | 1 | 1 | -1  | 2   | 0  | 0  |  |  |
| Jerred Smithson  | 6         | 0 | 1 | 1 | -4  | 4   | 0  | 0  |  |  |
| Nick Spaling     | 6         | 0 | 1 | 1 | -4  | 2   | 0  | 0  |  |  |
| Shane O'Brien    | 6         | 0 | 0 | 0 | -1  | 14  | 0  | 0  |  |  |
| Alexander Sulzer | 3         | 0 | 0 | 0 | -2  | 0   | 0  | 0  |  |  |
| Francis Bouillon | 1         | 0 | 0 | 0 | -1  | 0   | 0  | 0  |  |  |
| Linus Klasen     | 1         | 0 | 0 | 0 | -1  | 0   | 0  | 0  |  |  |
| Jordin Tootoo    | 1         | 0 | 0 | 0 | 0   | 0   | 0  | 0  |  |  |

Power Play: 5/25 20.0% / Penalty Killing: 21/23 91.3%

### GOALTENDING

#### PREDATORS

|                 | GP | MIN | W-L-OT | GA | SA  | SV  | GAA  | SV%  |
|-----------------|----|-----|--------|----|-----|-----|------|------|
| Pekka Rinne     | 5  | 303 | 3-1-1  | 11 | 179 | 188 | 2.18 | .939 |
| Anders Lindback | 1  | 60  | 1-0-0  | 2  | 37  | 35  | 2.00 | .946 |

#### RED WINGS

|                | GP | MIN | W-L-OT | GA | SA  | SV  | GAA  | SV%  |
|----------------|----|-----|--------|----|-----|-----|------|------|
| Chris Osgood   | 1  | 60  | 1-0-0  | 2  | 25  | 23  | 2.01 | .920 |
| Jimmy Howard   | 4  | 211 | 1-3-0  | 12 | 112 | 100 | 3.42 | .893 |
| Joey MacDonald | 2  | 89  | 0-1-0  | 3  | 43  | 40  | 2.02 | .930 |

#### @ DETROIT

| Date       | Score         | W/Goal        |
|------------|---------------|---------------|
| 09 Feb '11 | NSH 4 @ DET 1 | David Legwand |
| 08 Dec '10 | NSH 3 @ DET 2 | J-P Dumont    |
| 30 Oct '10 | NSH 2 @ DET 5 | Pavel Datsyuk |

\* overtime \*\* shootout

### SHOTS BY PERIOD

|           | 1st | 2nd | 3rd | OT | Total |
|-----------|-----|-----|-----|----|-------|
| Nashville | 63  | 67  | 50  | 1  | 181   |
| Detroit   | 60  | 68  | 86  | 2  | 216   |

| PLAYER            | RED WINGS |   |   |   |     |     |    |    |  |  |
|-------------------|-----------|---|---|---|-----|-----|----|----|--|--|
|                   | GP        | G | A | P | +/- | PIM | PP | SH |  |  |
| Pavel Datsyuk     | 3         | 3 | 2 | 5 | 3   | 4   | 0  | 1  |  |  |
| Henrik Zetterberg | 6         | 0 | 5 | 5 | 2   | 2   | 0  | 0  |  |  |
| Danny Cleary      | 6         | 2 | 2 | 4 | 0   | 2   | 1  | 0  |  |  |
| Ruslan Salei      | 5         | 1 | 2 | 3 | 2   | 8   | 0  | 0  |  |  |
| Justin Abdelkader | 6         | 2 | 0 | 2 | 1   | 6   | 0  | 0  |  |  |
| Johan Franzen     | 5         | 1 | 1 | 2 | -1  | 2   | 0  | 0  |  |  |
| Tomas Holmstrom   | 5         | 1 | 1 | 2 | 1   | 10  | 1  | 0  |  |  |
| Brad Stuart       | 4         | 1 | 1 | 2 | -2  | 2   | 0  | 0  |  |  |
| Todd Bertuzzi     | 6         | 0 | 2 | 2 | -2  | 14  | 0  | 0  |  |  |
| Nicklas Lidstrom  | 6         | 0 | 2 | 2 | 1   | 0   | 0  | 0  |  |  |
| Brian Rafalski    | 5         | 0 | 2 | 2 | -4  | 0   | 0  | 0  |  |  |
| Patrick Eaves     | 6         | 1 | 0 | 1 | -2  | 2   | 0  | 0  |  |  |
| Jakub Kindl       | 5         | 1 | 0 | 1 | 0   | 4   | 0  | 0  |  |  |
| Darren Helm       | 6         | 0 | 1 | 1 | -2  | 0   | 0  | 0  |  |  |
| Valtteri Filppula | 5         | 0 | 1 | 1 | -2  | 2   | 0  | 0  |  |  |
| Drew Miller       | 4         | 0 | 1 | 1 | -2  | 0   | 0  | 0  |  |  |
| Kris Draper       | 5         | 0 | 0 | 0 | -2  | 2   | 0  | 0  |  |  |
| Jonathan Ericsson | 5         | 0 | 0 | 0 | -1  | 2   | 0  | 0  |  |  |
| Niklas Kronwall   | 5         | 0 | 0 | 0 | 0   | 0   | 0  | 0  |  |  |
| Jiri Hudler       | 4         | 0 | 0 | 0 | -2  | 0   | 0  | 0  |  |  |
| Mike Modano       | 3         | 0 | 0 | 0 | 1   | 0   | 0  | 0  |  |  |
| Doug Janik        | 1         | 0 | 0 | 0 | -1  | 2   | 0  | 0  |  |  |
| Jan Mursak        | 1         | 0 | 0 | 0 | 0   | 0   | 0  | 0  |  |  |

Power Play: 2/23 8.73% / Penalty Killing: 20/25 80.0%

| Season  | OVERALL |    |    |    |     |     |     | HOME |    |    |    |     |     |    | ROAD |    |    |    |     |    |     |
|---------|---------|----|----|----|-----|-----|-----|------|----|----|----|-----|-----|----|------|----|----|----|-----|----|-----|
|         | GP      | W  | L  | OT | PTS | GF  | GA  | GP   | W  | L  | OT | PTS | GF  | GA | GP   | W  | L  | OT | PTS | GF | GA  |
| 1998-99 | 6       | 1  | 5  | 0  | 2   | 13  | 23  | 3    | 1  | 2  | 0  | 2   | 8   | 12 | 3    | 0  | 3  | 0  | 0   | 5  | 11  |
| 1999-00 | 6       | 1  | 4  | 1  | 3   | 15  | 24  | 3    | 1  | 2  | 0  | 2   | 8   | 10 | 3    | 0  | 2  | 1  | 1   | 7  | 14  |
| 2000-01 | 5       | 2  | 2  | 1  | 5   | 14  | 16  | 2    | 1  | 0  | 1  | 3   | 6   | 5  | 3    | 1  | 2  | 0  | 2   | 8  | 11  |
| 2001-02 | 5       | 1  | 2  | 2  | 4   | 12  | 15  | 3    | 1  | 1  | 1  | 3   | 6   | 6  | 2    | 0  | 1  | 1  | 1   | 6  | 9   |
| 2002-03 | 5       | 1  | 3  | 1  | 3   | 11  | 17  | 2    | 1  | 1  | 0  | 2   | 5   | 5  | 3    | 0  | 2  | 1  | 1   | 6  | 12  |
| 2003-04 | 6       | 3  | 2  | 1  | 7   | 13  | 19  | 3    | 2  | 1  | 0  | 4   | 7   | 7  | 3    | 1  | 1  | 1  | 3   | 6  | 12  |
| 2005-06 | 8       | 4  | 4  | 0  | 8   | 19  | 24  | 4    | 1  | 3  | 0  | 2   | 11  | 13 | 4    | 3  | 1  | 0  | 6   | 8  | 9   |
| 2006-07 | 8       | 2  | 5  | 1  | 5   | 21  | 28  | 4    | 2  | 2  | 0  | 4   | 13  | 12 | 4    | 0  | 3  | 1  | 1   | 8  | 16  |
| 2007-08 | 8       | 3  | 3  | 2  | 8   | 19  | 21  | 4    | 2  | 2  | 0  | 4   | 11  | 12 | 4    | 1  | 1  | 2  | 4   | 8  | 9   |
| 2008-09 | 6       | 4  | 2  | 0  | 8   | 24  | 19  | 3    | 2  | 1  | 0  | 4   | 14  | 7  | 3    | 2  | 1  | 0  | 4   | 10 | 12  |
| 2009-10 | 6       | 2  | 2  | 2  | 6   | 13  | 17  | 3    | 1  | 0  | 2  | 4   | 5   | 5  | 3    | 1  | 2  | 0  | 2   | 8  | 12  |
| 2010-11 | 6       | 4  | 1  | 1  | 9   | 18  | 13  | 3    | 2  | 0  | 1  | 5   | 9   | 5  | 3    | 2  | 1  | 0  | 4   | 9  | 8   |
| Totals  | 75      | 28 | 35 | 12 | 68  | 192 | 236 | 37   | 17 | 15 | 5  | 39  | 103 | 99 | 38   | 11 | 20 | 7  | 29  | 89 | 137 |

OT column includes both ties and overtime losses in 1999-00 (one road OT), 2000-01 (one home tie), 2001-02 (one home tie and one road tie), 2002-03 (one road tie) and 2003-04 (one road OT).

OT column includes ties in 1998-99.

| DATE    | VISITOR           |           | HOME |                |
|---------|-------------------|-----------|------|----------------|
|         |                   |           |      |                |
| 2005-06 | January 6, 2006   | DETROIT   | 3    | Nashville 1    |
|         | January 23, 2006  | NASHVILLE | 3    | Detroit 2      |
|         | January 24, 2006  | NASHVILLE | 2    | Detroit 1 OT   |
|         | February 8, 2006  | Nashville | 0    | DETROIT 6      |
|         | February 9, 2006  | DETROIT   | 3    | Nashville 2    |
|         | March 21, 2006    | NASHVILLE | 3    | Detroit 2 SO   |
| 2006-07 | March 30, 2006    | DETROIT   | 4    | Nashville 2    |
|         | April 18, 2006    | Detroit   | 3    | NASHVILLE 6    |
|         | November 10, 2006 | Nashville | 0    | DETROIT 3      |
|         | November 25, 2006 | Detroit   | 2    | NASHVILLE 6    |
|         | January 17, 2007  | Nashville | 3    | DETROIT 5      |
|         | February 24, 2007 | Detroit   | 3    | NASHVILLE 4 OT |
| 2007-08 | March 6, 2007     | Nashville | 3    | DETROIT 4 SO   |
|         | March 13, 2007    | DETROIT   | 5    | Nashville 2    |
|         | March 14, 2007    | Nashville | 2    | DETROIT 4      |
|         | March 29, 2007    | DETROIT   | 2    | Nashville 1    |
|         | November 7, 2007  | Nashville | 2    | DETROIT 3 SO   |
|         | November 22, 2007 | Detroit   | 2    | NASHVILLE 3    |
| 2008-09 | December 10, 2007 | DETROIT   | 2    | Nashville 1    |
|         | February 12, 2008 | Detroit   | 2    | NASHVILLE 4    |
|         | March 9, 2008     | Nashville | 3    | DETROIT 4      |
| 2009-10 | January 6, 2008   | NASHVILLE | 3    | Detroit 1      |
|         | March 20, 2008    | DETROIT   | 6    | Nashville 3    |
|         | March 30, 2008    | Nashville | 0    | DETROIT 1 OT   |
|         | December 26, 2008 | Detroit   | 2    | NASHVILLE 3    |
|         | February 10, 2009 | DETROIT   | 5    | Nashville 3    |
|         | February 18, 2009 | Nashville | 2    | DETROIT 6      |
| 2010-11 | February 28, 2009 | Detroit   | 0    | NASHVILLE 8    |
|         | March 29, 2009    | NASHVILLE | 4    | Detroit 3      |
|         | April 9, 2009     | NASHVILLE | 4    | Detroit 3 SO   |
|         | November 23, 2009 | Detroit   | 1    | NASHVILLE 3    |
|         | December 12, 2009 | DETROIT   | 3    | Nashville 2 OT |
|         | January 29, 2010  | Nashville | 2    | DETROIT 4      |
| 2011-12 | March 5, 2010     | Nashville | 2    | DETROIT 5      |
|         | March 27, 2010    | DETROIT   | 1    | Nashville 0 SO |
|         | April 3, 2010     | NASHVILLE | 4    | Detroit 3 OT   |
|         | October 30, 2010  | Nashville | 2    | DETROIT 5      |
|         | December 8, 2010  | NASHVILLE | 3    | Detroit 2      |
|         | February 5, 2011  | Detroit   | 0    | NASHVILLE 3    |
| 2012-13 | February 9, 2011  | NASHVILLE | 4    | Detroit 1      |
|         | March 19, 2011    | Detroit   | 1    | NASHVILLE 3    |
|         | April 2, 2011     | DETROIT   | 4    | Nashville 3 OT |

|                          | OVERALL   | AT NASHVILLE                           | AT DETROIT                                  |
|--------------------------|---|--|---|
| Current Trend            | 1 Detroit win (4/2/11)  | 1 Detroit win (4/2/11)                 | 2 Nashville win (12/8/10-2/9/11)            |
| Last Win                 | 3/19/11 (3-1)   | 3/19/11 (3-1)                          | 2/9/11 (4-1)                                |
| Last Loss                | 4/2/11 (3-4 OT)   | 4/2/11 (3-4 OT)                        | 10/30/10 (2-5)                              |
| Overtime Record          | 7-9-4   | 2-3-2                                  | 5-6-2                                       |
| Longest Unbeaten Streak  | 4 (three times, last 4-0-0, 12/8/10-3/19/11)  | 3 (twice, last 3-0-0, 4/18/06-2/24/07) | 2 (three times, last 2-0-0, 12/8/10-2/9/11) |
| Longest Winning Streak   | 4 (twice, 12/8/10-3/19/11)  | 3 (4/18/06-2/24/07)                    | 2 (three times, last 12/8/10-2/9/11)        |
| Longest Winless Streak   | 5 (three times, last 0-3-2, 3/6-11/7/07)  | 4 (2/8/04-3/30/06)                     | 7 (0-5-2-0, 11/20/00-3/31/03)               |
| Longest Losing Streak    | 5 (twice, last 0-3-2, 3/6-11/7/06)  | 4 (2/8/04-3/30/06)                     | 6 (twice, last 11/06/06-3/9/08)             |
| Most Goals by Nashville  | 8 (2/28/09)   | 8 (2/28/09)                            | 5 (2/4/03, 5-5 OT)                          |
| Most Goals by Detroit    | 6 (eight times, last 2/18/09, 2-6)  | 6 (twice, last 3/20/08, 3-6)           | 4 (six times, last 2/18/09, 2-6)            |
| Most Goals by Both Teams | 10 (2/4/03, 5-5 OT)   | 9 (three times, last 3/20/08, 3-6)     | 10 (2/4/03, 5-5 OT)                         |
| Last Five Games          | 4-0-1   | 2-0-3                                  | 3-2-0                                       |
| Last Ten Games           | 5-3-2   | 5-2-3                                  | 5-4-1                                       |
| Last Transaction         | 4/22/02: Acquired a third-round selection in the 2003 NHL Entry Draft (Grigoriy Shalugin) for a third-round selection in the 2002 NHL Entry Draft (Valtteri Filppula).  |  |   |
| Series Notes             | 3/19/11: Nashville clinched its second-ever season series victory over Detroit by tying a franchise record with its fourth straight win over the club in a 3-1 win at Bridgestone Arena... 2/9/11: Nashville scored two in the first period and two in the second period en route to a 4-1 victory at Joe Louis Arena, its first win in the venue by more than two goals... 3/27/10: Both Pekka Rinne (38 saves) and Jimmy Howard (33 saves) recorded shutouts in a franchise-record 11-round shootout which saw Detroit win 1-0 at Bridgestone Arena... 4/9/09: J.P. Dumont completed a third-period comeback by scoring an extra-attacker goal with one minute remaining in regulation to force overtime, then Jason Arnott scored the shoot-out-deciding marker to cap Nashville's first-ever season series win over the Red Wings with a 4-3 victory at Joe Louis Arena... 2/28/09: Nashville set a franchise record for margin of victory in an 8-0 win at Bridgestone Arena. It scored five goals in the first period... 2/24/07: Peter Forsberg's first goal as a Predator was the overtime game winner (2:11) in a 4-3 win over Detroit. Paul Kariya scored to tie the game at 3-3 with 1:04 remaining in regulation... 4/18/06: Paul Kariya recorded his first hat trick as a Predator in a 6-3 win... 1/24/06: Paul Kariya scored 35 seconds into overtime to give Nashville a 2-1 win at Joe Louis Arena... 1/23/06: Nashville defeated Detroit 3- |  |   |





# NHL & OPPONENTS

## EDMONTON OILERS



11230 110th St.  
Edmonton, AB T5G 3H7 • (780) 414-4000  
GM: Steve Tambellini  
Head Coach: Tom Renney  
PR: Allan Watt, J.J. Hebert, Rob Thomas

### 2010-11 SEASON SERIES

| @ NASHVILLE |               |                  |  |
|-------------|---------------|------------------|--|
| Date        | Score         | W/Goal           |  |
| 22 Mar '11  | EDM 1 @ NSH 3 | Patric Hornqvist |  |
| 07 Feb '11  | EDM 4 @ NSH 0 | Andrew Cogliano  |  |

### GOALS BY PERIOD

|           | 1st | 2nd | 3rd | OT | Total |
|-----------|-----|-----|-----|----|-------|
| Nashville | 4   | 1   | 1   | 0  | 6     |
| Edmonton  | 2   | 2   | 4   | 0  | 8     |

### INDIVIDUAL SCORING

| PREDATORS        |    |   |   |   |     |     |    |    |  |  |
|------------------|----|---|---|---|-----|-----|----|----|--|--|
| PLAYER           | GP | G | A | P | +/- | PIM | PP | SH |  |  |
| Ryan Suter       | 4  | 0 | 3 | 3 | 2   | 2   | 0  | 0  |  |  |
| David Legwand    | 4  | 1 | 1 | 2 | -1  | 0   | 0  | 0  |  |  |
| Joel Ward        | 4  | 1 | 1 | 2 | -1  | 0   | 1  | 0  |  |  |
| Alexander Sulzer | 2  | 1 | 1 | 2 | -3  | 2   | 0  | 0  |  |  |
| Cody Franson     | 4  | 0 | 2 | 2 | -2  | 2   | 0  | 0  |  |  |
| Sergei Kostitsyn | 4  | 0 | 2 | 2 | -1  | 2   | 0  | 0  |  |  |
| Martin Erat      | 4  | 1 | 0 | 1 | 1   | 0   | 0  | 0  |  |  |
| Patric Hornqvist | 4  | 1 | 0 | 1 | -2  | 0   | 1  | 0  |  |  |
| Blake Geoffrion  | 2  | 1 | 0 | 1 | 0   | 0   | 0  | 0  |  |  |
| Shea Weber       | 4  | 0 | 1 | 1 | 1   | 0   | 0  | 0  |  |  |
| Matt Halischuk   | 2  | 0 | 1 | 1 | -1  | 0   | 0  | 0  |  |  |
| Kevin Klein      | 4  | 0 | 0 | 0 | -2  | 0   | 0  | 0  |  |  |
| Shane O'Brien    | 4  | 0 | 0 | 0 | -2  | 2   | 0  | 0  |  |  |
| Jerred Smithson  | 4  | 0 | 0 | 0 | -1  | 2   | 0  | 0  |  |  |
| Nick Spaling     | 4  | 0 | 0 | 0 | 0   | 0   | 0  | 0  |  |  |
| Colin Wilson     | 4  | 0 | 0 | 0 | -2  | 0   | 0  | 0  |  |  |
| J-P Dumont       | 3  | 0 | 0 | 0 | 0   | 0   | 0  | 0  |  |  |
| Jonathon Blum    | 2  | 0 | 0 | 0 | 1   | 0   | 0  | 0  |  |  |
| Mike Fisher      | 2  | 0 | 0 | 0 | 0   | 4   | 0  | 0  |  |  |
| Marcel Goc       | 2  | 0 | 0 | 0 | -1  | 2   | 0  | 0  |  |  |
| Jordin Tootoo    | 2  | 0 | 0 | 0 | 0   | 0   | 0  | 0  |  |  |
| Wade Belak       | 1  | 0 | 0 | 0 | 0   | 4   | 0  | 0  |  |  |
| Chris Mueller    | 1  | 0 | 0 | 0 | 0   | 0   | 0  | 0  |  |  |
| Steve Sullivan   | 1  | 0 | 0 | 0 | -1  | 0   | 0  | 0  |  |  |

Power Play: 2-16 12.5% / Penalty Killing: 11-12 91.7%

### GOALTENDING

| PREDATORS       |    |     |        |    |    |    |      |
|-----------------|----|-----|--------|----|----|----|------|
|                 | GP | MIN | W-L-OT | GA | SA | SV | SV%  |
| Pekka Rinne     | 4  | 236 | 2-1-1  | 8  | 90 | 82 | 2.03 |
| Anders Lindback | 1  | 13  | 0-0-0  | 0  | 2  | 2  | 0.00 |

| OILERS        |    |     |        |    |    |    |      |
|---------------|----|-----|--------|----|----|----|------|
|               | GP | MIN | W-L-OT | GA | SA | SV | SV%  |
| Devan Dubnyk  | 3  | 183 | 1-1-1  | 5  | 95 | 90 | 1.64 |
| Martin Gerber | 1  | 65  | 1-0-0  | 1  | 35 | 34 | 0.92 |

| @ EDMONTON    |               |              |  |
|---------------|---------------|--------------|--|
| Date          | Score         | W/Goal       |  |
| 01 Mar '11 ** | NSH 1 @ EDM 2 | Linus Omark  |  |
| 23 Jan '11 ** | NSH 3 @ EDM 2 | Cody Franson |  |

\* overtime \*\* shootout

### SHOTS BY PERIOD

|           | 1st | 2nd | 3rd | OT | Total |
|-----------|-----|-----|-----|----|-------|
| Nashville | 54  | 30  | 43  | 3  | 130   |
| Edmonton  | 23  | 33  | 30  | 6  | 92    |

| OILERS                |    |   |   |   |     |     |    |    |  |  |
|-----------------------|----|---|---|---|-----|-----|----|----|--|--|
| PLAYER                | GP | G | A | P | +/- | PIM | PP | SH |  |  |
| Andrew Cogliano       | 4  | 2 | 2 | 4 | 2   | 0   | 0  | 0  |  |  |
| Jim Vandermeer        | 4  | 1 | 3 | 4 | 2   | 4   | 0  | 0  |  |  |
| Jordan Eberle         | 3  | 2 | 1 | 3 | 0   | 0   | 1  | 0  |  |  |
| Taylor Hall           | 3  | 1 | 1 | 2 | 2   | 0   | 0  | 0  |  |  |
| Dustin Penner         | 2  | 1 | 1 | 2 | 2   | 2   | 0  | 0  |  |  |
| Liam Reddox           | 4  | 0 | 2 | 2 | 2   | 0   | 0  | 0  |  |  |
| Ryan Jones            | 4  | 1 | 0 | 1 | 2   | 2   | 0  | 0  |  |  |
| Sam Gagner            | 3  | 0 | 1 | 1 | -1  | 2   | 0  | 0  |  |  |
| Theo Peckham          | 3  | 0 | 1 | 1 | 2   | 6   | 0  | 0  |  |  |
| Colin Fraser          | 2  | 0 | 1 | 1 | 1   | 0   | 0  | 0  |  |  |
| Ales Hemsky           | 2  | 0 | 1 | 1 | 1   | 0   | 0  | 0  |  |  |
| Kurtis Foster         | 4  | 0 | 0 | 0 | -2  | 4   | 0  | 0  |  |  |
| Tom Gilbert           | 4  | 0 | 0 | 0 | 1   | 2   | 0  | 0  |  |  |
| Linus Omark           | 4  | 0 | 0 | 0 | -1  | 0   | 0  | 0  |  |  |
| Magnus Paajarvi       | 4  | 0 | 0 | 0 | -1  | 0   | 0  | 0  |  |  |
| Ladislav Smid         | 4  | 0 | 0 | 0 | 2   | 4   | 0  | 0  |  |  |
| Shawn Horcoff         | 3  | 0 | 0 | 0 | 2   | 0   | 0  | 0  |  |  |
| Jeff Petry            | 3  | 0 | 0 | 0 | 1   | 2   | 0  | 0  |  |  |
| Jean-Francois Jacques | 2  | 0 | 0 | 0 | 0   | 0   | 0  | 0  |  |  |
| Jason Strudwick       | 2  | 0 | 0 | 0 | -1  | 0   | 0  | 0  |  |  |
| Gilbert Brule         | 1  | 0 | 0 | 0 | 1   | 0   | 0  | 0  |  |  |
| Alexandre Giroux      | 1  | 0 | 0 | 0 | -1  | 0   | 0  | 0  |  |  |
| Teemu Hartikainen     | 1  | 0 | 0 | 0 | -1  | 0   | 0  | 0  |  |  |
| Steve MacIntyre       | 1  | 0 | 0 | 0 | 0   | 0   | 0  | 0  |  |  |
| Ryan O'Marra          | 1  | 0 | 0 | 0 | 0   | 2   | 0  | 0  |  |  |
| Richard Petiot        | 1  | 0 | 0 | 0 | 1   | 0   | 0  | 0  |  |  |
| Zack Stortini         | 1  | 0 | 0 | 0 | 0   | 2   | 0  | 0  |  |  |
| Chris VandeVelde      | 1  | 0 | 0 | 0 | -1  | 0   | 0  | 0  |  |  |

Power Play: 1-12 8.3% / Penalty Killing: 14-16 87.5%

| OVERALL       |           |           |           |          |           |            |            |           |           |          |
|---------------|-----------|-----------|-----------|----------|-----------|------------|------------|-----------|-----------|----------|
| Season        | GP        | W         | L         | OT       | PTS       | GF         | GA         | GP        | W         | L        |
| 1998-99       | 4         | 1         | 2         | 1        | 3         | 10         | 11         | 2         | 1         | 0        |
| 1999-00       | 5         | 3         | 2         | 0        | 6         | 14         | 14         | 3         | 2         | 1        |
| 2000-01       | 4         | 1         | 3         | 0        | 2         | 8          | 14         | 2         | 0         | 2        |
| 2001-02       | 4         | 2         | 1         | 1        | 5         | 12         | 10         | 2         | 0         | 1        |
| 2002-03       | 4         | 1         | 2         | 1        | 3         | 10         | 13         | 2         | 0         | 2        |
| 2003-04       | 4         | 2         | 1         | 1        | 5         | 12         | 11         | 2         | 1         | 0        |
| 2005-06       | 4         | 1         | 2         | 1        | 3         | 8          | 14         | 2         | 1         | 1        |
| 2006-07       | 4         | 4         | 0         | 0        | 8         | 16         | 8          | 2         | 2         | 0        |
| 2007-08       | 4         | 4         | 0         | 0        | 8         | 19         | 8          | 2         | 2         | 0        |
| 2008-09       | 4         | 3         | 1         | 0        | 6         | 13         | 12         | 2         | 2         | 0        |
| 2009-10       | 4         | 3         | 1         | 0        | 6         | 16         | 15         | 2         | 1         | 1        |
| 2010-11       | 4         | 2         | 1         | 1        | 5         | 7          | 9          | 2         | 1         | 1        |
| <b>Totals</b> | <b>49</b> | <b>27</b> | <b>16</b> | <b>6</b> | <b>60</b> | <b>145</b> | <b>139</b> | <b>25</b> | <b>13</b> | <b>9</b> |

OT column includes both ties and overtime losses in 1999-00, 2000-01, 2001-02 (one home tie), 2002-03 (one road OTL) and 2003-04 (one home tie). OT column includes ties in 1998-99 (one home tie).

| DATE    |                   |                           |  |
|---------|-------------------|---------------------------|--|
| DATE    | VISITOR           | HOME                      |  |
| 2005-06 | October 29, 2005  | EDMONTON 5 Nashville 1    |  |
|         | November 8, 2005  | Edmonton 2 NASHVILLE 3    |  |
|         | December 30, 2005 | Nashville 2 EDMONTON 4    |  |
|         | March 5, 2006     | Nashville 2 EDMONTON 3 OT |  |
| 2006-07 | November 1, 2006  | NASHVILLE 5 Edmonton 3    |  |
|         | December 12, 2006 | Edmonton 2 NASHVILLE 3    |  |
|         | March 24, 2007    | NASHVILLE 4 Edmonton 0    |  |
|         | March 27, 2007    | Edmonton 3 NASHVILLE 4    |  |
| 2007-08 | November 2, 2007  | NASHVILLE 4 Edmonton 1    |  |
|         | January 3, 2008   | Edmonton 2 NASHVILLE 5    |  |
|         | February 19, 2007 | Edmonton 4 NASHVILLE 5    |  |
|         | March 4, 2008     | NASHVILLE 5 Edmonton 1    |  |
| 2008-09 | October 30, 2008  | Edmonton 1 NASHVILLE 3    |  |
|         | December 28, 2008 | Nashville 2 EDMONTON 5    |  |
|         | February 1, 2009  | NASHVILLE 2 Edmonton 1    |  |
|         | March 3, 2009     | Edmonton 5 NASHVILLE 6 OT |  |
| 2009-10 | October 12, 2009  | EDMONTON 6 Nashville 1    |  |
|         | December 17, 2009 | NASHVILLE 6 Edmonton 3    |  |
|         | January 12, 2010  | NASHVILLE 5 Edmonton 3    |  |
|         | March 2, 2010     | Edmonton 3 NASHVILLE 4    |  |
| 2010-11 | January 23, 2011  | NASHVILLE 3 Edmonton 2 SO |  |
|         | February 7, 2011  | EDMONTON 4 Nashville 0    |  |
|         | March 1, 2011     | Nashville 1 EDMONTON 2 SO |  |
|         | March 22, 2011    | Edmonton 1 NASHVILLE 3    |  |

| OVERALL                  |   |                               |   |
|--------------------------|---|-------------------------------|---|
| AT NASHVILLE             |   | AT EDMONTON                   |   |
| Current Trend            | 1 Nashville win (3/22/11)   | 1 Nashville win (3/1/11)      | 1 Edmonton win (3/1/11)                     |
| Last Win                 | 3/22/11 (3-1)   | 3/22/11 (3-1)                 | 1/23/11 (3-2 SO)                            |
| Last Loss                | 3/1/11 (1-2 SO)   | 2/7/11 (0-4)                  | 3/1/11 (1-2 SO)                             |
| Last Tie                 | 2/15/04 (2-2 OT)  | 2/15/04 (2-2 OT)              | None  |
| Overtime Record          | 4-3-3   | 1-0-3                         | 3-3-0                                       |
| Longest Unbeaten Streak  | 9 (9-0-0, 11/10/06-10/30/08)  | 7 (7-0-0, 11/8/05-3/3/09)     | 4 (three times, last 4-0-0, 2/10/9-1/23/11) |
| Longest Winning Streak   | 9 (11/10/06-10/30/08)   | 7 (11/8/05-3/3/09)            | 4 (three times, last 2/10/9-1/23/11)        |
| Longest Winless Streak   | 3 (twice, last 0-2-1-0, 2/15/04-10/29/05)   | 6 (0-5-1-0, 12/14/00-3/17/03) | 3 (twice, last 0-2-0-1, 3/19/04-3/5/06)     |
| Longest Losing Streak    | 2 (six times, last 2/7-3/0/11)  | 3 (12/14/00-10/13/01)         | 3 (twice, last 3/19/04-3/5/06)              |
| Most Goals by Nashville  | 6 (twice, last 12/17/09, 6-3)   | 6 (3/3/09, 6-5 OT)            | 6 (12/17/09, 6-3)                           |
| Most Goals by Edmonton   | 6 (twice, last 10/12/09, 1-6)   | 6 (twice, last 10/12/09, 1-6) | 5 (twice, last 12/28/08, 2-5)               |
| Most Goals by Both Teams | 11 (3/3/09, 6-5 OT)   | 11 (3/3/09, 6-5 OT)           | 9 (twice, last 12/17/09, 6-3)               |
| Last Five Games          | 3-1-1   | 3-2-0                         | 4-0-1                                       |
| Last Ten Games           | 7-2-1   | 8-2-0                         | 8-1-1                                       |
| Last Transaction         | 3/3/10: Forward Ryan Jones claimed on waivers by Edmonton.  |                               |   |
| Series Notes             | 3/1/11: Blake Geoffrion scored his first NHL goal in a 2-1 shootout loss at Rexall Place... 1/12/10: Ryan Jones posted his first career three-point game (1g-2a), and Cal O'Reilly notched his first multi-point performance (2a) as Nashville swept its two games at Rexall Place for the third time in four seasons with a 5-3 victory... 12/17/09: Nashville rallied from an early two-goal deficit, getting two goals from Patric Hornqvist in a 6-3 victory at Rexall Place... 3/4/08: Martin Erat registered his first career hat trick - and the Predators' first on the road since 1999 - as Nashville won its eighth consecutive game in the series, 5-1, at Rexall Place... 11/8/05: Scott Hartnell's game winner with 23 seconds remaining capped a stretch in which the teams scored three goals in the game's final 1:55 of Nashville's 3-2 win at Bridgestone Arena... 1/18/03: Vladimir Orszagh's extra-attacker goal with 1:02 remaining knotted the contest at 2-2, and Andy Delmore scored in overtime (3:35), to give Nashville a 3-2 win. |                               |   |

| 2011-12 SCHEDULE | 11/22/11: Edmonton at Nashville | 10/17/11: Nashville at Edmonton |
|------------------|---------------------------------|---------------------------------|
|                  | 3/20/12: Edmonton at Nashville  | 11/28/11: Nashville at Edmonton |



# NHL & OPPONENTS

## FLORIDA PANTHERS



BankAtlantic Center • One Panthers Parkway  
Sunrise, FL 33323 • (954) 835-7000  
GM: Dale Tallon  
Head Coach: Kevin Dineen  
PR: Justin Copertino, Glenn Odebralski

### 2010-11 SEASON SERIES

#### @ NASHVILLE

| Date       | Score         | W/Goal     |
|------------|---------------|------------|
| 11 Dec '10 | FLA 0 @ NSH 3 | Ryan Suter |

### GOALS BY PERIOD

|           | 1st | 2nd | 3rd | OT | Total |
|-----------|-----|-----|-----|----|-------|
| Nashville | 3   | 0   | 2   | -  | 5     |
| Florida   | 1   | 0   | 2   | -  | 3     |

#### @ FLORIDA

| Date       | Score         | W/Goal      |
|------------|---------------|-------------|
| 13 Jan '11 | NSH 2 @ FLA 3 | David Booth |

### SHOTS BY PERIOD

|           | 1st | 2nd | 3rd | OT | Total |
|-----------|-----|-----|-----|----|-------|
| Nashville | 19  | 17  | 20  | -  | 56    |
| Florida   | 19  | 17  | 20  | -  | 56    |

### INDIVIDUAL SCORING

| PLAYER           | PREDATORS |   |   |   |     |     |    |    |
|------------------|-----------|---|---|---|-----|-----|----|----|
|                  | GP        | G | A | P | +/- | PIM | PP | SH |
| Ryan Suter       | 2         | 1 | 2 | 3 | 4   | 2   | 0  | 0  |
| Shea Weber       | 2         | 1 | 1 | 2 | 3   | 0   | 0  | 0  |
| David Legwand    | 1         | 1 | 1 | 2 | 2   | 0   | 0  | 0  |
| Joel Ward        | 2         | 1 | 0 | 1 | 0   | 2   | 1  | 0  |
| Colin Wilson     | 2         | 1 | 0 | 1 | 2   | 0   | 0  | 0  |
| Francis Bouillon | 2         | 0 | 1 | 1 | -2  | 0   | 0  | 0  |
| Cody Franson     | 2         | 0 | 1 | 1 | 0   | 0   | 0  | 0  |
| Sergei Kostitsyn | 2         | 0 | 1 | 1 | -1  | 0   | 0  | 0  |
| Jerred Smithson  | 2         | 0 | 1 | 1 | 0   | 0   | 0  | 0  |
| Martin Erat      | 1         | 0 | 1 | 1 | 1   | 0   | 0  | 0  |
| Marek Svatos     | 1         | 0 | 1 | 1 | 2   | 0   | 0  | 0  |
| J-P Dumont       | 2         | 0 | 0 | 0 | 0   | 0   | 0  | 0  |
| Marcel Goc       | 2         | 0 | 0 | 0 | -2  | 0   | 0  | 0  |
| Patric Hornqvist | 2         | 0 | 0 | 0 | -2  | 2   | 0  | 0  |
| Kevin Klein      | 2         | 0 | 0 | 0 | -3  | 0   | 0  | 0  |
| Shane O'Brien    | 2         | 0 | 0 | 0 | 0   | 2   | 0  | 0  |
| Nick Spaling     | 2         | 0 | 0 | 0 | -1  | 0   | 0  | 0  |
| Wade Belak       | 1         | 0 | 0 | 0 | 0   | 0   | 0  | 0  |
| Chris Mueller    | 1         | 0 | 0 | 0 | 0   | 0   | 0  | 0  |
| Cal O'Reilly     | 1         | 0 | 0 | 0 | 1   | 0   | 0  | 0  |
| Steve Sullivan   | 1         | 0 | 0 | 0 | 2   | 0   | 0  | 0  |
| Jordin Tootoo    | 1         | 0 | 0 | 0 | 1   | 2   | 0  | 0  |

Power Play: 1-7 14.3% / Penalty Killing: 4-4 100%

| PLAYER           | PANTHERS |   |   |   |     |     |    |    |
|------------------|----------|---|---|---|-----|-----|----|----|
|                  | GP       | G | A | P | +/- | PIM | PP | SH |
| Rostislav Olesz  | 1        | 1 | 1 | 2 | 2   | 0   | 0  | 0  |
| David Booth      | 2        | 1 | 0 | 1 | 1   | 0   | 0  | 0  |
| Radek Dvorak     | 1        | 1 | 0 | 1 | 0   | 2   | 0  | 0  |
| Bryan McCabe     | 2        | 0 | 1 | 1 | -2  | 2   | 0  | 0  |
| Marty Reasoner   | 2        | 0 | 1 | 1 | 1   | 0   | 0  | 0  |
| Mike Santorelli  | 2        | 0 | 1 | 1 | 1   | 0   | 0  | 0  |
| Mike Weaver      | 2        | 0 | 1 | 1 | 1   | 0   | 0  | 0  |
| Cory Stillman    | 1        | 0 | 1 | 1 | 1   | 0   | 0  | 0  |
| Steve Bernier    | 2        | 0 | 0 | 0 | 0   | 0   | 0  | 0  |
| Evgeny Dadonov   | 2        | 0 | 0 | 0 | 0   | 0   | 0  | 0  |
| Michael Frolik   | 2        | 0 | 0 | 0 | -2  | 0   | 0  | 0  |
| Jason Garrison   | 2        | 0 | 0 | 0 | 1   | 0   | 0  | 0  |
| Darcy Hordichuk  | 2        | 0 | 0 | 0 | -1  | 0   | 0  | 0  |
| Dmitry Kulikov   | 2        | 0 | 0 | 0 | -2  | 2   | 0  | 0  |
| Shawn Matthias   | 2        | 0 | 0 | 0 | -2  | 0   | 0  | 0  |
| Stephen Weiss    | 2        | 0 | 0 | 0 | -2  | 2   | 0  | 0  |
| Dennis Wideman   | 2        | 0 | 0 | 0 | 0   | 2   | 0  | 0  |
| Bryan Allen      | 1        | 0 | 0 | 0 | 1   | 0   | 0  | 0  |
| Keaton Ellerby   | 1        | 0 | 0 | 0 | -1  | 0   | 0  | 0  |
| Kemdal McArdle   | 1        | 0 | 0 | 0 | 0   | 6   | 0  | 0  |
| Steve Reinprecht | 1        | 0 | 0 | 0 | -2  | 0   | 0  | 0  |
| Bill Thomas      | 1        | 0 | 0 | 0 | 0   | 0   | 0  | 0  |

Power Play: 0-4 0.0% / Penalty Killing: 6-7 85.7%

### GOALTENDING

#### PREDATORS

|                 | GP | MIN | W-L-OT | GA | SA | SV | GAA  | SV%   |
|-----------------|----|-----|--------|----|----|----|------|-------|
| Anders Lindback | 1  | 60  | 1-0-0  | 0  | 22 | 22 | 0.00 | 1.000 |
| Pekka Rinne     | 1  | 58  | 0-1-0  | 3  | 34 | 31 | 3.08 | .912  |

#### PANTHERS

|                  | GP | MIN | W-L-OT | GA | SA | SV | GAA  | SV%  |
|------------------|----|-----|--------|----|----|----|------|------|
| Scott Clemmensen | 1  | 60  | 1-0-0  | 2  | 29 | 27 | 2.00 | .931 |
| Tomas Vokoun     | 1  | 59  | 0-1-0  | 2  | 26 | 24 | 2.02 | .923 |

| Season        | OVERALL   |          |          |          |           |           |           | HOME     |          |          |          |           |           |           | ROAD     |          |          |          |          |           |           |
|---------------|-----------|----------|----------|----------|-----------|-----------|-----------|----------|----------|----------|----------|-----------|-----------|-----------|----------|----------|----------|----------|----------|-----------|-----------|
|               | GP        | W        | L        | OT       | PTS       | GF        | GA        | GP       | W        | L        | OT       | PTS       | GF        | GA        | GP       | W        | L        | OT       | PTS      | GF        | GA        |
| 1998-99       | 2         | 0        | 2        | 0        | 0         | 1         | 5         | 1        | 0        | 1        | 0        | 0         | 0         | 1         | 1        | 0        | 1        | 0        | 0        | 1         | 4         |
| 1999-00       | 2         | 0        | 2        | 0        | 0         | 4         | 7         | 1        | 0        | 1        | 0        | 0         | 2         | 4         | 1        | 0        | 1        | 0        | 0        | 2         | 3         |
| 2000-01       | 1         | 0        | 0        | 1        | 1         | 3         | 3         | 1        | 0        | 0        | 1        | 1         | 3         | 3         | 0        | 0        | 0        | 0        | 0        | 0         | 0         |
| 2001-02       | 2         | 1        | 0        | 1        | 3         | 3         | 2         | 1        | 1        | 0        | 0        | 2         | 1         | 0         | 1        | 0        | 0        | 1        | 1        | 2         | 2         |
| 2002-03       | 1         | 1        | 0        | 0        | 2         | 3         | 2         | 0        | 0        | 0        | 0        | 0         | 0         | 0         | 1        | 1        | 0        | 0        | 2        | 3         | 2         |
| 2003-04       | 1         | 0        | 0        | 1        | 1         | 2         | 2         | 1        | 0        | 0        | 1        | 1         | 2         | 2         | 0        | 0        | 0        | 0        | 0        | 0         | 0         |
| 2005-06       | 1         | 0        | 1        | 0        | 0         | 3         | 7         | 0        | 0        | 0        | 0        | 0         | 0         | 0         | 1        | 0        | 1        | 0        | 0        | 3         | 7         |
| 2007-08       | 1         | 1        | 0        | 0        | 2         | 4         | 3         | 1        | 1        | 0        | 0        | 2         | 4         | 3         | 0        | 0        | 0        | 0        | 0        | 0         | 0         |
| 2008-09       | 2         | 1        | 1        | 0        | 2         | 3         | 5         | 1        | 1        | 0        | 0        | 2         | 3         | 2         | 1        | 0        | 1        | 0        | 0        | 0         | 3         |
| 2009-10       | 2         | 2        | 0        | 0        | 4         | 7         | 3         | 1        | 1        | 0        | 0        | 2         | 4         | 1         | 1        | 1        | 0        | 0        | 2        | 3         | 2         |
| 2010-11       | 2         | 1        | 1        | 0        | 2         | 5         | 3         | 1        | 1        | 0        | 0        | 2         | 3         | 0         | 1        | 0        | 1        | 0        | 0        | 2         | 3         |
| <b>Totals</b> | <b>17</b> | <b>7</b> | <b>7</b> | <b>3</b> | <b>17</b> | <b>38</b> | <b>42</b> | <b>9</b> | <b>5</b> | <b>2</b> | <b>2</b> | <b>12</b> | <b>22</b> | <b>16</b> | <b>8</b> | <b>2</b> | <b>5</b> | <b>1</b> | <b>5</b> | <b>16</b> | <b>26</b> |

OT column includes both ties and overtime losses in 1999-00, 2000-01 (one home tie), 2001-02 (one road tie), 2002-03 and 2003-04 (one home tie). OT column includes ties in 1998-99.

| DATE    | VISITOR           | HOME                     |
|---------|-------------------|--------------------------|
| 1998-99 | October 10, 1998  | FLORIDA 1 Nashville 0    |
|         | March 26, 1999    | Nashville 1 FLORIDA 4    |
| 1999-00 | December 11, 1999 | FLORIDA 4 Nashville 2    |
|         | December 15, 1999 | Nashville 2 FLORIDA 3    |
| 2000-01 | October 27, 2000  | Florida 3 Nashville 3 OT |
| 2001-02 | February 12, 2002 | Florida 0 NASHVILLE 1    |
|         | March 9, 2002     | Nashville 2 Florida 2 OT |
| 2002-03 | December 23, 2002 | NASHVILLE 3 Florida 2 OT |

| DATE    | VISITOR           | HOME                     |
|---------|-------------------|--------------------------|
| 2003-04 | December 13, 2003 | Florida 2 Nashville 2 OT |
| 2005-06 | December 13, 2005 | Nashville 3 FLORIDA 7    |
| 2007-08 | October 27, 2007  | Florida 3 NASHVILLE 4    |
| 2008-09 | November 1, 2008  | Florida 2 NASHVILLE 3 SO |
|         | December 23, 2008 | Nashville 0 FLORIDA 3    |
| 2009-10 | November 28, 2009 | Florida 1 NASHVILLE 4    |
|         | March 29, 2010    | NASHVILLE 3 Florida 2 OT |
| 2010-11 | December 11, 2010 | Florida 0 NASHVILLE 3    |
|         | January 13, 2011  | Nashville 2 FLORIDA 3    |

|                          | OVERALL  | AT NASHVILLE                                   | AT FLORIDA                        |
|--------------------------|--|--|-----------------------------------|
| Current Trend            | 1 Florida win (1/13/11)  | NSH unbeaten in 7 (5-0-2-0, 10/27/00-12/11/10) | 1 Florida win (1/13/11)           |
| Last Win                 | 12/11/10 (3-0)   | 12/11/10 (3-0)                                 | 3/29/10 (3-2 OT)                  |
| Last Loss                | 1/13/11 (2-3)  | 12/11/99 (2-4)                                 | 1/13/11 (2-3)                     |
| Last Tie                 | 12/13/03 (2-2 OT)  | 12/13/03 (2-2 OT)                              | 3/9/02 (2-2 OT)                   |
| Overtime Record          | 3-0-3  | 1-0-2  | 2-0-1                             |
| Longest Unbeaten Streak  | 5 (2-0-3-0, 10/27/00-12/13/03)   | 7 (5-0-2-0, 10/27/00-12/11/10)                 | 2 (1-0-1-0, 3/9-12/23/02)         |
| Longest Winning Streak   | 3 (11/28/09-12/11/10)  | 4 (10/27/07-12/11/10)                          | None                              |
| Longest Winless Streak   | 5 (0-4-1-0, 10/10/98-10/27/00)   | 3 (0-2-1-0, 10/10/98-10/27/00)                 | 3 (0-2-1-0, 3/26/99-3/9/02)       |
| Longest Losing Streak    | 4 (10/10/98-12/15/99)  | 2 (10/10/98-12/11/99)                          | 2 (twice, last 12/13/05-12/23/08) |
| Most Goals by Nashville  | 4 (twice, last 11/28/09, 4-1)  | 4 (twice, last 11/28/09, 4-1)                  | 3 (twice, last 12/13/05, 3-7)     |
| Most Goals by Florida    | 7 (12/13/05, 3-7)  | 4 (12/11/99, 2-4)                              | 7 (12/13/05, 3-7)                 |
| Most Goals by Both Teams | 10 (12/13/05, 3-7)   | 7 (10/27/07, 4-3)                              | 10 (12/13/05, 3-7)                |
| Last Five Games          | 3-2-0  | 4-0 (1)-0                                      | 2-3 (0)-0                         |
| Last Ten Games           | 6-3 (1)-0  | 5-2 (2)-0                                      | 2-5 (1)-0                         |
| Last Transaction         | 2/25/11: Acquired a conditional seventh-round selection in the 2012 NHL Entry Draft for defenseman Alexander Sulzer (conditions not met).  |  |                                   |
| Series Notes             | 12/11/10: Anders Lindback made 22 saves to record his first career shutout in a 3-0 victory at Bridgestone Arena... 3/29/10: Francis Bouillon scored 1:00 into overtime in a 3-2 come-from-behind victory at the BankAtlantic Center... 11/10/08: Martin Erat scored the game-tying goal and lone shootout marker in a 3-2 victory at Bridgestone Arena... 10/27/07: Jerred Smithson scored the game winner with less than 13 seconds remaining in regulation in a 4-3 win at Bridgestone Arena... 12/23/02: David Legwand scored 48 seconds into overtime to give the Predators a 3-2 victory at the BankAtlantic Center... 2/12/02: Denis Arkhipov scored the only goal of the game and Mike Dunham made 21 saves as the Predators defeated the Panthers for the first time, 1-0... 10/10/98: Nashville fell to Florida 1-0 in the franchise's inaugural game. |  |                                   |
| 2011-12 Schedule         | None   |  | 3/3/12: Nashville at Florida      |





# NHL & OPPONENTS

## LOS ANGELES KINGS



555 N. Nash St.  
El Segundo, CA 90245 • (310) 535-4500  
GM: Dean Lombardi  
Head Coach: Terry Murray  
PR: Mike Altieri, Jeff Moeller, Mike Kalinowski

### 2010-11 SEASON SERIES

#### @ NASHVILLE

| Date       | Score          | W/Goal         |
|------------|----------------|----------------|
| 15 Mar '11 | L.A. 4 @ NSH 2 | Wayne Simmonds |
| 18 Dec '10 | L.A. 6 @ NSH 1 | Trevor Lewis   |

### GOALS BY PERIOD

|             | 1st | 2nd | 3rd | OT | Total |
|-------------|-----|-----|-----|----|-------|
| Nashville   | 2   | 3   | 4   | -  | 9     |
| Los Angeles | 7   | 8   | 1   | -  | 16    |

### INDIVIDUAL SCORING

| PREDATORS        |    |   |   |   |     |     |    |    |  |  |
|------------------|----|---|---|---|-----|-----|----|----|--|--|
| PLAYER           | GP | G | A | P | +/- | PIM | PP | SH |  |  |
| Sergei Kostitsyn | 4  | 1 | 3 | 4 | -1  | 0   | 0  | 0  |  |  |
| Colin Wilson     | 4  | 1 | 3 | 4 | 1   | 0   | 1  | 0  |  |  |
| Ryan Suter       | 3  | 0 | 3 | 3 | -1  | 0   | 0  | 0  |  |  |
| Patric Hornqvist | 3  | 2 | 0 | 2 | -2  | 2   | 1  | 0  |  |  |
| Shane O'Brien    | 4  | 1 | 1 | 2 | -4  | 2   | 0  | 0  |  |  |
| Shea Weber       | 4  | 0 | 2 | 2 | -1  | 2   | 0  | 0  |  |  |
| J-P Dumont       | 4  | 1 | 0 | 1 | -2  | 0   | 0  | 0  |  |  |
| Steve Sullivan   | 2  | 1 | 0 | 1 | 0   | 4   | 0  | 0  |  |  |
| Jonathan Blum    | 1  | 1 | 0 | 1 | 1   | 0   | 0  | 0  |  |  |
| Marek Svatos     | 1  | 1 | 0 | 1 | 1   | 0   | 0  | 0  |  |  |
| Kevin Klein      | 4  | 0 | 1 | 1 | -1  | 0   | 0  | 0  |  |  |
| Cody Franson     | 3  | 0 | 1 | 1 | -3  | 0   | 0  | 0  |  |  |
| Cal O'Reilly     | 2  | 0 | 1 | 1 | 0   | 0   | 0  | 0  |  |  |
| Jerred Smithson  | 4  | 0 | 0 | 0 | -2  | 0   | 0  | 0  |  |  |
| Nick Spaling     | 4  | 0 | 0 | 0 | -1  | 2   | 0  | 0  |  |  |
| Francis Bouillon | 3  | 0 | 0 | 0 | -1  | 7   | 0  | 0  |  |  |
| Marcel Goc       | 3  | 0 | 0 | 0 | -3  | 0   | 0  | 0  |  |  |
| David Legwand    | 3  | 0 | 0 | 0 | -3  | 0   | 0  | 0  |  |  |
| Jordin Tootoo    | 3  | 0 | 0 | 0 | -3  | 0   | 0  | 0  |  |  |
| Joel Ward        | 3  | 0 | 0 | 0 | -2  | 2   | 0  | 0  |  |  |
| Martin Erat      | 2  | 0 | 0 | 0 | -4  | 0   | 0  | 0  |  |  |
| Alexander Sulzer | 2  | 0 | 0 | 0 | -4  | 0   | 0  | 0  |  |  |
| Steve Begin      | 1  | 0 | 0 | 0 | -2  | 2   | 0  | 0  |  |  |
| Wade Belak       | 1  | 0 | 0 | 0 | 0   | 0   | 0  | 0  |  |  |
| Mike Fisher      | 1  | 0 | 0 | 0 | 0   | 0   | 0  | 0  |  |  |
| Blake Geoffrion  | 1  | 0 | 0 | 0 | 1   | 0   | 0  | 0  |  |  |
| Matt Halischuk   | 1  | 0 | 0 | 0 | 0   | 0   | 0  | 0  |  |  |
| Chris Mueller    | 1  | 0 | 0 | 0 | 0   | 0   | 0  | 0  |  |  |

Power Play: 2-11 18.2% / Penalty Killing: 7-9 77.8%

### GOALTENDING

| PREDATORS        |    |     |        |    |     |     |      |      |  |
|------------------|----|-----|--------|----|-----|-----|------|------|--|
|                  | GP | MIN | W-L-OT | GA | SA  | SV  | GAA  | SV%  |  |
| Anders Lindback  | 3  | 99  | 1-1-0  | 5  | 44  | 39  | 3.02 | .886 |  |
| Mark Dekanich    | 1  | 50  | 0-0-0  | 3  | 25  | 22  | 3.60 | .880 |  |
| Pekka Rinne      | 2  | 90  | 0-2-0  | 7  | 39  | 32  | 4.68 | .821 |  |
| KINGS            |    |     |        |    |     |     |      |      |  |
|                  | GP | MIN | W-L-OT | GA | SA  | SV  | GAA  | SV%  |  |
| Jonathan Bernier | 4  | 240 | 3-1-0  | 9  | 116 | 107 | 2.25 | .922 |  |

#### @ LOS ANGELES

| Date       | Score          | W/Goal           |
|------------|----------------|------------------|
| 06 Jan '11 | NSH 5 @ L.A. 2 | Patric Hornqvist |
| 06 Nov '10 | NSH 1 @ L.A. 4 | Dustin Brown     |

### SHOTS BY PERIOD

|             | 1st | 2nd | 3rd | OT | Total |
|-------------|-----|-----|-----|----|-------|
| Nashville   | 45  | 38  | 33  | -  | 116   |
| Los Angeles | 41  | 41  | 27  | -  | 109   |

| KINGS               |    |   |   |   |     |     |    |    |  |  |
|---------------------|----|---|---|---|-----|-----|----|----|--|--|
| PLAYER              | GP | G | A | P | +/- | PIM | PP | SH |  |  |
| Dustin Brown        | 4  | 2 | 4 | 6 | 2   | 2   | 0  | 0  |  |  |
| Anze Kopitar        | 4  | 2 | 4 | 6 | 6   | 0   | 0  | 0  |  |  |
| Ryan Smyth          | 4  | 3 | 2 | 5 | 1   | 2   | 1  | 0  |  |  |
| Jarret Stoll        | 4  | 2 | 2 | 4 | 0   | 0   | 1  | 0  |  |  |
| Justin Williams     | 4  | 1 | 2 | 3 | 4   | 2   | 0  | 0  |  |  |
| Alexei Ponikarovsky | 3  | 1 | 2 | 3 | 3   | 0   | 0  | 0  |  |  |
| Drew Doughty        | 4  | 1 | 1 | 2 | 6   | 0   | 0  | 0  |  |  |
| Wayne Simmonds      | 4  | 1 | 1 | 2 | 1   | 7   | 0  | 0  |  |  |
| Trevor Lewis        | 3  | 1 | 1 | 2 | 0   | 0   | 0  | 0  |  |  |
| Oscar Moller        | 1  | 0 | 2 | 2 | 1   | 0   | 0  | 0  |  |  |
| Kyle Clifford       | 4  | 1 | 0 | 1 | 1   | 2   | 0  | 0  |  |  |
| Alec Martinez       | 3  | 1 | 0 | 1 | -2  | 2   | 0  | 0  |  |  |
| Michal Handzus      | 4  | 0 | 1 | 1 | 0   | 0   | 0  | 0  |  |  |
| Jack Johnson        | 4  | 0 | 1 | 1 | 1   | 0   | 0  | 0  |  |  |
| Rob Scuderi         | 4  | 0 | 1 | 1 | -1  | 0   | 0  | 0  |  |  |
| Kevin Westgarth     | 2  | 0 | 1 | 1 | 1   | 4   | 0  | 0  |  |  |
| Scott Parse         | 1  | 0 | 1 | 1 | 1   | 0   | 0  | 0  |  |  |
| Dustin Penner       | 1  | 0 | 1 | 1 | 1   | 0   | 0  | 0  |  |  |
| Marco Sturm         | 1  | 0 | 1 | 1 | 1   | 0   | 0  | 0  |  |  |
| Davis Drewiske      | 3  | 0 | 0 | 0 | 4   | 2   | 0  | 0  |  |  |
| Matt Greene         | 3  | 0 | 0 | 0 | 1   | 2   | 0  | 0  |  |  |
| Brad Richardson     | 3  | 0 | 0 | 0 | -2  | 0   | 0  | 0  |  |  |
| Peter Harrold       | 2  | 0 | 0 | 0 | 1   | 0   | 0  | 0  |  |  |
| Willie Mitchell     | 2  | 0 | 0 | 0 | 4   | 2   | 0  | 0  |  |  |

Power Play: 2-9 22.2% / Penalty Killing: 9-11 81.8%

| OVERALL |    |    |    |    |     |     |     |    |   |    |
|---------|----|----|----|----|-----|-----|-----|----|---|----|
| Season  | GP | W  | L  | OT | PTS | GF  | GA  | GP | W | L  |
| 1998-99 | 4  | 3  | 1  | 0  | 6   | 13  | 10  | 2  | 1 | 1  |
| 1999-00 | 4  | 1  | 2  | 1  | 3   | 6   | 12  | 2  | 0 | 2  |
| 2000-01 | 4  | 2  | 1  | 3  | 9   | 11  | 2   | 0  | 1 | 1  |
| 2001-02 | 4  | 0  | 3  | 1  | 1   | 5   | 10  | 2  | 0 | 1  |
| 2002-03 | 4  | 1  | 2  | 1  | 3   | 10  | 14  | 2  | 0 | 2  |
| 2003-04 | 4  | 0  | 3  | 1  | 1   | 1   | 10  | 2  | 0 | 1  |
| 2005-06 | 4  | 2  | 1  | 1  | 5   | 13  | 14  | 2  | 2 | 0  |
| 2006-07 | 4  | 3  | 1  | 0  | 6   | 18  | 8   | 2  | 1 | 1  |
| 2007-08 | 4  | 2  | 2  | 0  | 4   | 12  | 13  | 2  | 1 | 1  |
| 2008-09 | 4  | 4  | 0  | 0  | 8   | 16  | 11  | 2  | 2 | 0  |
| 2009-10 | 4  | 3  | 1  | 0  | 6   | 10  | 7   | 2  | 1 | 1  |
| 2010-11 | 4  | 1  | 3  | 0  | 2   | 9   | 16  | 2  | 0 | 2  |
| Totals  | 48 | 21 | 21 | 6  | 48  | 122 | 136 | 24 | 8 | 13 |

OT column includes both ties and overtime losses in 1999-00 (one road OTL), 2000-01 (one home tie), 2001-02 (one home tie), 2002-03 (one road OTL) and 2003-04 (one home tie). OT column includes ties in 1998-99.

| DATE    | VISITOR           | HOME                         | DATE    | VISITOR           | HOME                         |
|---------|-------------------|------------------------------|---------|-------------------|------------------------------|
| 2005-06 | November 5, 2005  | Nashville 2 LOS ANGELES 3 SO | 2008-09 | October 25, 2008  | Los Angeles 4 NASHVILLE 5    |
|         | November 15, 2005 | Los Angeles 2 NASHVILLE 3    |         | November 15, 2008 | Los Angeles 3 Los Angeles 1  |
|         | November 24, 2005 | Los Angeles 3 NASHVILLE 4    |         | March 16, 2009    | NASHVILLE 4 Los Angeles 3    |
|         | March 25, 2006    | Nashville 4 LOS ANGELES 6    |         | March 28, 2009    | Los Angeles 3 NASHVILLE 4 OT |
| 2006-07 | December 7, 2006  | NASHVILLE 4 Los Angeles 1    | 2009-10 | December 7, 2009  | NASHVILLE 3 Los Angeles 1    |
|         | December 23, 2006 | Los Angeles 0 NASHVILLE 7    |         | March 4, 2010     | Los Angeles 2 NASHVILLE 4    |
|         | February 10, 2007 | LOS ANGELES 4 Nashville 1    |         | March 14, 2010    | NASHVILLE 3 Los Angeles 2    |
|         | March 3, 2007     | NASHVILLE 6 Los Angeles 3    |         | March 30, 2010    | LOS ANGELES 2 Nashville 0    |
| 2007-08 | October 23, 2007  | Nashville 0 LOS ANGELES 6    | 2010-11 | November 6, 2010  | Nashville 1 LOS ANGELES 4    |
|         | December 22, 2007 | Los Angeles 3 NASHVILLE 4    |         | December 18, 2010 | LOS ANGELES 6 Nashville 1    |
|         | January 8, 2008   | NASHVILLE 7 Los Angeles 0    |         | January 6, 2011   | NASHVILLE 5 Los Angeles 2    |
|         | March 13, 2008    | LOS ANGELES 4 Nashville 1    |         | March 15, 2011    | LOS ANGELES 4 Nashville 2    |

| OVERALL                   | AT NASHVILLE  | AT LOS ANGELES                     |
|---------------------------|---|------------------------------------|
| Current Trend             | 1 Los Angeles win (3/15/11)   | 3 Los Angeles wins (3/30-13/15/11) |
| Last Win                  | 1/6/11 (5-2)  | 1/6/11 (5-2)                       |
| Last Loss                 | 3/15/11 (2-4)   | 3/15/11 (2-4)                      |
| Overtime Record           | 2-3-3   | 1-0-3                              |
| Longest Unbeaten Streak   | 7 (7-0-0, 10/25/08-3/14/10)   | 4 (3-0-1-0, 1/13/04-12/23/06)      |
| Longest Winning Streak    | 7 (10/25/08-3/14/10)  | 3 (twice, last 10/25/08-3/4/10)    |
| Longest Winless Streak    | 7 (twice, last 0-5-1-1, 12/10/02-11/5/05)   | 11 (0-8-3-0, 4/12/99-1/13/04)      |
| Longest Losing Streak     | 4 (twice, last 12/10/02-12/11/03)   | 4 (twice, last 11/9/03-3/25/06)    |
| Most Goals by Nashville   | 7 (twice, last 1/8/08, 7-0)   | 7 (12/23/06, 7-0)                  |
| Most Goals by Los Angeles | 6 (five times, last 12/18/10, 1-6)  | 6 (twice, last 12/18/10, 1-6)      |
| Most Goals by Both Teams  | 11 (11/2/02, 5-6 OT)  | 9 (10/25/08, 5-4)                  |
| Last Five Games           | 2-3-0   | 2-3-0                              |
| Last Ten Games            | 6-4-0   | 5-5-0                              |
| Last Transaction          | 6/25/11 Acquired Toronto's third-round selection in the 2012 Entry Draft, and a sixth-round selection in the 2011 Entry Draft (Chase Baisly) from Los Angeles for a third-round selection in the 2011 Entry Draft (Nick Shore). |                                    |

#### Series Notes

3/14/10: Colin Wilson scored at 16:29 of the third period to lift Nashville to a 3-2 victory at Staples Center, its seventh straight win in the series... 3/28/09: Martin Erat posted four assists as the Predators swept the 2008-09 season series vs. L.A. with a 4-3 OT win at Bridgestone Arena... 1/8/08: The Predators set a record for fastest three goals by the club in a 7-0 rout of the Kings at Staples Center... 12/23/06: Nashville recorded a 7-0 victory over Los Angeles at Bridgestone Arena. J.P. Dumont notched four points (2g-2a), while Jason Arnott and David Legwand both scored two goals apiece. Legwand (goal) and Paul Kariya (no goal) were both awarded penalty shots - the first time Nashville had been awarded more than one penalty shot in a single game - and Chris Mason stopped 34 shots in the shootout... 11/5/05: Pavol Demitra scored the game-deciding shootout goal in L.A.'s 3-2 shootout win at Staples Center. The shootout loss was the first in Predators history. David Legwand was foiled on a penalty-shot attempt in overtime... 1/13/04: Chris Mason made 33 saves in his first NHL shutout as Nashville and Los Angeles played to the first scoreless tie at Bridgestone Arena. Roman Cechmanek made 29 saves for L.A... 2/1/01: The Predators overcame a three-goal deficit to defeat the Kings 6-4 at the Staples Center. On March 4, Jozef Stumpel scored the game winner (0:28) in the Kings' 3-2 win, and Cliff Ronning scored the game-winner (0:51) in Nashville's 2-1 win on March 19.

| 2011-12 Schedule | 2/27/12: Los Angeles at Nashville | 11/8/11: Nashville at Los Angeles |
|------------------|-----------------------------------|-----------------------------------|
|                  | 3/6/12: Los Angeles at Nashville  | 3/17/12: Nashville at Los Angeles |



# NHL & OPPONENTS

## MINNESOTA WILD



Xcel Energy Center • 317 Washington St.  
St. Paul, MN 55102 • (651) 602-6000  
GM: Chuck Fletcher  
Head Coach: Mike Yeo  
PR: Aaron Sickman, Ryan Stanzel

### 2010-11 SEASON SERIES

| @ NASHVILLE |               |           |  |
|-------------|---------------|-----------|--|
| Date        | Score         | W/Goal    |  |
| 10 Mar '11  | MIN 0 @ NSH 4 | Joel Ward |  |
| 11 Jan '11  | MIN 1 @ NSH 5 | Joel Ward |  |

### GOALS BY PERIOD

|           | 1st | 2nd | 3rd | OT | Total |
|-----------|-----|-----|-----|----|-------|
| Nashville | 5   | 2   | 8   | -  | 15    |
| Minnesota | 4   | 1   | 2   | -  | 7     |

### INDIVIDUAL SCORING

| PREDATORS        |    |   |   |   |     |     |    |    |   |
|------------------|----|---|---|---|-----|-----|----|----|---|
| PLAYER           | GP | G | A | P | +/- | PIM | PP | SH |   |
| Joel Ward        | 4  | 3 | 2 | 5 | 6   | 0   | 0  | 0  | 0 |
| David Legwand    | 3  | 1 | 4 | 5 | 4   | 0   | 0  | 0  | 0 |
| Nick Spaling     | 4  | 4 | 0 | 4 | 5   | 2   | 0  | 0  | 0 |
| Shea Weber       | 4  | 0 | 4 | 4 | 5   | 2   | 0  | 0  | 0 |
| Martin Erat      | 2  | 2 | 1 | 3 | 1   | 0   | 1  | 0  | 0 |
| Patric Hornqvist | 4  | 1 | 2 | 3 | 1   | 0   | 0  | 0  | 0 |
| Sergei Kostitsyn | 4  | 1 | 1 | 2 | -1  | 0   | 0  | 0  | 0 |
| Marcel Goc       | 3  | 1 | 1 | 2 | 1   | 2   | 0  | 0  | 0 |
| Cody Franson     | 4  | 1 | 0 | 1 | 0   | 4   | 0  | 0  | 0 |
| Steve Sullivan   | 1  | 1 | 0 | 1 | -1  | 0   | 1  | 0  | 0 |
| Shane O'Brien    | 4  | 0 | 1 | 1 | 0   | 0   | 0  | 0  | 0 |
| Jerred Smithson  | 4  | 0 | 1 | 1 | 4   | 4   | 0  | 0  | 0 |
| Ryan Suter       | 4  | 0 | 1 | 1 | 5   | 0   | 0  | 0  | 0 |
| Colin Wilson     | 4  | 0 | 1 | 1 | 0   | 2   | 0  | 0  | 0 |
| Francis Bouillon | 3  | 0 | 1 | 1 | -1  | 0   | 0  | 0  | 0 |
| J-P Dumont       | 3  | 0 | 1 | 1 | -1  | 0   | 0  | 0  | 0 |
| Kevin Klein      | 3  | 0 | 1 | 1 | 4   | 0   | 0  | 0  | 0 |
| Marek Svatos     | 2  | 0 | 1 | 1 | 0   | 2   | 0  | 0  | 0 |
| Matt Halischuk   | 1  | 0 | 1 | 1 | 1   | 0   | 0  | 0  | 0 |
| Cal O'Reilly     | 2  | 0 | 0 | 0 | -1  | 0   | 0  | 0  | 0 |
| Jordin Tootoo    | 2  | 0 | 0 | 0 | 0   | 7   | 0  | 0  | 0 |
| Jonathon Blum    | 1  | 0 | 0 | 0 | 0   | 0   | 0  | 0  | 0 |
| Mike Fisher      | 1  | 0 | 0 | 0 | 0   | 0   | 0  | 0  | 0 |
| Blake Geoffrion  | 1  | 0 | 0 | 0 | 0   | 2   | 0  | 0  | 0 |
| Linus Klasen     | 1  | 0 | 0 | 0 | -1  | 0   | 0  | 0  | 0 |
| Chris Mueller    | 1  | 0 | 0 | 0 | 0   | 0   | 0  | 0  | 0 |
| Alexander Sulzer | 1  | 0 | 0 | 0 | -1  | 0   | 0  | 0  | 0 |
| Andreas Thuesen  | 1  | 0 | 0 | 0 | 0   | 0   | 0  | 0  | 0 |

Power Play: 2-11 18.2% / Penalty Killing: 10-10 100.0%

### GOALTENDING

| PREDATORS       |    |     |        |    |    |    |      |      |  |
|-----------------|----|-----|--------|----|----|----|------|------|--|
|                 | GP | MIN | W-L-OT | GA | SA | SV | GAA  | SV%  |  |
| Pekka Rinne     | 4  | 200 | 3-1-0  | 5  | 77 | 72 | 1.50 | .935 |  |
| Anders Lindback | 1  | 40  | 0-0-0  | 2  | 14 | 12 | 3.00 | .857 |  |

| WILD             |    |     |        |    |    |    |      |      |  |
|------------------|----|-----|--------|----|----|----|------|------|--|
|                  | GP | MIN | W-L-OT | GA | SA | SV | GAA  | SV%  |  |
| Jose Theodore    | 2  | 111 | 1-1-0  | 6  | 59 | 53 | 3.25 | .898 |  |
| Niklas Backstrom | 2  | 119 | 0-2-0  | 6  | 61 | 55 | 3.03 | .902 |  |
| Antton Khudobin  | 1  | 9   | 0-0-0  | 1  | 5  | 4  | 6.42 | .800 |  |

| @ MINNESOTA |               |                  |  |
|-------------|---------------|------------------|--|
| Date        | Score         | W/Goal           |  |
| 31 Dec '10  | NSH 4 @ MIN 1 | Patric Hornqvist |  |
| 26 Nov '10  | NSH 2 @ MIN 5 | Martin Havlat    |  |

### SHOTS BY PERIOD

|           | 1st | 2nd | 3rd | OT | Total |
|-----------|-----|-----|-----|----|-------|
| Nashville | 39  | 43  | 45  | -  | 127   |
| Minnesota | 32  | 33  | 26  | -  | 91    |

| WILD                  |    |   |   |   |     |     |    |    |   |
|-----------------------|----|---|---|---|-----|-----|----|----|---|
| PLAYER                | GP | G | A | P | +/- | PIM | PP | SH |   |
| Martin Havlat         | 4  | 2 | 2 | 4 | 0   | 0   | 0  | 0  | 0 |
| Marek Zidlicky        | 2  | 1 | 2 | 3 | 2   | 4   | 0  | 0  | 0 |
| Mikko Koivu           | 3  | 1 | 1 | 2 | -1  | 0   | 0  | 0  | 0 |
| Matt Cullen           | 4  | 0 | 2 | 2 | -1  | 0   | 0  | 0  | 0 |
| Andrew Brunette       | 4  | 1 | 0 | 1 | -2  | 0   | 0  | 0  | 0 |
| Nick Schultz          | 4  | 1 | 0 | 1 | -1  | 0   | 0  | 0  | 0 |
| Chuck Kobasew         | 3  | 1 | 0 | 1 | -2  | 0   | 0  | 0  | 0 |
| John Madden           | 4  | 0 | 1 | 1 | -1  | 0   | 0  | 0  | 0 |
| Antti Miettinen       | 4  | 0 | 1 | 1 | -2  | 4   | 0  | 0  | 0 |
| Patrick O'Sullivan    | 3  | 0 | 1 | 1 | -1  | 0   | 0  | 0  | 0 |
| Cal Clutterbuck       | 2  | 0 | 1 | 1 | 0   | 0   | 0  | 0  | 0 |
| Kyle Brodziak         | 4  | 0 | 0 | 0 | -1  | 2   | 0  | 0  | 0 |
| Brent Burns           | 4  | 0 | 0 | 0 | -4  | 2   | 0  | 0  | 0 |
| Eric Nystrom          | 4  | 0 | 0 | 0 | -2  | 2   | 0  | 0  | 0 |
| Greg Zanon            | 4  | 0 | 0 | 0 | 0   | 6   | 0  | 0  | 0 |
| Cam Barker            | 3  | 0 | 0 | 0 | -3  | 2   | 0  | 0  | 0 |
| Pierre-Marc Bouchard  | 3  | 0 | 0 | 0 | -4  | 0   | 0  | 0  | 0 |
| Marco Scandella       | 3  | 0 | 0 | 0 | -4  | 0   | 0  | 0  | 0 |
| Brad Staubitz         | 3  | 0 | 0 | 0 | -1  | 2   | 0  | 0  | 0 |
| Jared Spurgeon        | 2  | 0 | 0 | 0 | -3  | 0   | 0  | 0  | 0 |
| Clayton Stoner        | 2  | 0 | 0 | 0 | 1   | 5   | 0  | 0  | 0 |
| Robbie Earl           | 1  | 0 | 0 | 0 | 0   | 0   | 0  | 0  | 0 |
| Guillaume Latendresse | 1  | 0 | 0 | 0 | -1  | 0   | 0  | 0  | 0 |
| Warren Peters         | 1  | 0 | 0 | 0 | 0   | 0   | 0  | 0  | 0 |

Power Play: 0-10 0.0% / Penalty Killing: 9-11 81.8%

| OVERALL |    |    |    |    |     |     |     | HOME |    |   |    |     |    |    |    | ROAD |   |    |     |    |    |    |   |   |    |     |    |    |
|---------|----|----|----|----|-----|-----|-----|------|----|---|----|-----|----|----|----|------|---|----|-----|----|----|----|---|---|----|-----|----|----|
| Season  | GP | W  | L  | OT | PTS | GF  | GA  | GP   | W  | L | OT | PTS | GF | GA | GP | W    | L | OT | PTS | GF | GA | GP | W | L | OT | PTS | GF | GA |
| 2000-01 | 4  | 3  | 0  | 1  | 7   | 8   | 3   | 2    | 2  | 0 | 0  | 4   | 6  | 2  | 2  | 1    | 0 | 1  | 3   | 2  | 1  | 2  | 1 | 0 | 1  | 3   | 2  | 1  |
| 2001-02 | 4  | 1  | 2  | 1  | 3   | 11  | 12  | 2    | 0  | 1 | 1  | 1   | 4  | 6  | 2  | 1    | 1 | 0  | 2   | 7  | 6  | 2  | 0 | 2 | 0  | 2   | 7  | 6  |
| 2002-03 | 4  | 1  | 2  | 1  | 3   | 8   | 10  | 2    | 1  | 0 | 1  | 3   | 5  | 3  | 2  | 0    | 2 | 0  | 0   | 3  | 7  | 2  | 0 | 2 | 0  | 0   | 3  | 7  |
| 2003-04 | 4  | 2  | 0  | 2  | 6   | 12  | 6   | 2    | 2  | 0 | 0  | 4   | 6  | 0  | 2  | 0    | 0 | 2  | 2   | 6  | 6  | 2  | 0 | 0 | 2  | 2   | 6  | 6  |
| 2005-06 | 4  | 2  | 2  | 0  | 4   | 9   | 12  | 2    | 2  | 0 | 0  | 4   | 6  | 3  | 2  | 0    | 2 | 0  | 0   | 3  | 9  | 2  | 0 | 2 | 0  | 0   | 3  | 9  |
| 2006-07 | 4  | 1  | 2  | 1  | 3   | 16  | 20  | 2    | 0  | 1 | 1  | 1   | 7  | 11 | 2  | 1    | 1 | 0  | 2   | 9  | 9  | 2  | 1 | 1 | 0  | 2   | 9  | 9  |
| 2007-08 | 4  | 1  | 2  | 1  | 3   | 13  | 13  | 2    | 1  | 1 | 0  | 2   | 7  | 5  | 2  | 0    | 1 | 1  | 1   | 6  | 8  | 2  | 0 | 1 | 1  | 1   | 6  | 8  |
| 2008-09 | 4  | 2  | 2  | 0  | 4   | 9   | 14  | 2    | 1  | 1 | 0  | 2   | 3  | 6  | 2  | 1    | 1 | 0  | 2   | 6  | 8  | 2  | 1 | 1 | 0  | 2   | 6  | 8  |
| 2009-10 | 4  | 2  | 1  | 1  | 5   | 16  | 13  | 2    | 1  | 1 | 0  | 2   | 8  | 5  | 2  | 1    | 0 | 1  | 3   | 8  | 8  | 2  | 1 | 0 | 1  | 3   | 8  | 8  |
| 2010-11 | 4  | 3  | 1  | 0  | 6   | 15  | 7   | 2    | 2  | 0 | 0  | 4   | 9  | 1  | 2  | 1    | 1 | 0  | 2   | 6  | 6  | 2  | 1 | 1 | 0  | 2   | 6  | 6  |
| Totals  | 40 | 18 | 14 | 8  | 44  | 117 | 110 | 20   | 12 | 5 | 3  | 27  | 61 | 42 | 20 | 6    | 9 | 5  | 17  | 56 | 68 |    |   |   |    |     |    |    |

OT column includes both ties and overtime losses in 2000-01 (one home tie), 2001-02 (one home tie), 2002-03 (one home tie) and 2003-04 (two road ties).

| DATE    | VISITOR           | HOME                       |
|---------|-------------------|----------------------------|
| 2005-06 | November 19, 2005 | Nashville 2 MINNESOTA 4    |
|         | December 1, 2005  | Minnesota 1 NASHVILLE 2    |
|         | January 26, 2006  | Nashville 1 MINNESOTA 5    |
|         | April 13, 2006    | Minnesota 2 NASHVILLE 4    |
| 2006-07 | October 7, 2006   | Nashville 5 MINNESOTA 6    |
|         | November 4, 2006  | NASHVILLE 4 Minnesota 3    |
|         | November 16, 2006 | MINNESOTA 7 Nashville 6 SO |
|         | February 17, 2007 | MINNESOTA 4 Nashville 1    |
| 2007-08 | November 24, 2007 | MINNESOTA 4 Nashville 3    |
|         | December 18, 2007 | Nashville 2 MINNESOTA 3    |
|         | January 5, 2008   | Minnesota 1 NASHVILLE 4    |
|         | February 17, 2007 | Nashville 4 MINNESOTA 5 OT |

| DATE    | VISITOR           | HOME                       |
|---------|-------------------|----------------------------|
| 2008-09 | November 29, 2008 | MINNESOTA 6 Nashville 2    |
|         | December 6, 2008  | Minnesota 0 NASHVILLE 1    |
|         | February 6, 2009  | NASHVILLE 2 Minnesota 0    |
|         | April 10, 2009    | Nashville 4 MINNESOTA 8    |
| 2009-10 | October 28, 2009  | NASHVILLE 4 Minnesota 3    |
|         | December 2, 2009  | Nashville 4 MINNESOTA 5 OT |
|         | December 5, 2009  | MINNESOTA 5 Nashville 3    |
|         | March 18, 2010    | Minnesota 0 NASHVILLE 5    |
| 2010-11 | November 26, 2010 | Nashville 2 MINNESOTA 5    |
|         | December 31, 2010 | NASHVILLE 4 Minnesota 1    |
|         | January 11, 2011  | Minnesota 1 NASHVILLE 5    |
|         | March 20, 2011    | Minnesota 0 NASHVILLE 4    |

| OVERALL                         | AT NASHVILLE   | AT MINNESOTA                   |
|---------------------------------|--|--------------------------------|
| <b>Current Trend</b>            | 3 Nashville wins (12/31/10-3/10/11)  | 1 Nashville win (12/31/10)     |
| <b>Last Win</b>                 | 3/10/11 (4-0)  | 12/31/10 (4-1)                 |
| <b>Last Loss</b>                | 11/26/10 (2-5)   | 11/26/10 (2-5)                 |
| <b>Last Tie</b>                 | 1/12/04 (3-3 OT)   | 1/12/04 (3-3 OT)               |
| <b>Overtime Record</b>          | 0-3-5  | 0-2-3                          |
| <b>Longest Unbeaten Streak</b>  | 4 (twice, last 2-0-2-0, 12/23/03-2/26/04)  | 7 (5-0-2-0, 1/10/02-4/13/06)   |
| <b>Longest Winning Streak</b>   | 3 (12/31/10-3/10/11)   | 4 (1/19/04-4/13/06)            |
| <b>Longest Winless Streak</b>   | 4 (twice, last 0-3-1, 11/16/06-12/18/07)   | 3 (0-2-0-1, 11/16/06-11/24/07) |
| <b>Longest Losing Streak</b>    | 4 (11/16/06-12/18/07)  | 3 (11/16/06-11/24/07)          |
| <b>Most Goals by Nashville</b>  | 6 (twice, last 11/16/06, 6-7 SO)   | 6 (11/16/06, 6-7 SO)           |
| <b>Most Goals by Minnesota</b>  | 8 (4/10/09, 4-8)   | 7 (11/16/06 (6-7 SO)           |
| <b>Most Goals by Both Teams</b> | 13 (11/16/06 6-7 SO)   | 13 (11/16/06 6-7 SO)           |
| <b>Last Five Games</b>          | 4-1-0  | 2-2-1                          |
| <b>Last Ten Games</b>           | 6-3-1  | 5-4-1                          |
| <b>Last Transaction</b>         | 7/1/08: Acquired Ryan Jones and a second-round selection in the 2009 NHL Entry Draft (Charles-Olivier Roussel) for defenseman Marek Zidlicky.  |                                |
| <b>Series Notes</b>             | 3/10/11: Nick Spaling scored two goals and Pekka Rinne stopped all 19 shots he faced for his 20th career shutout in a 4-0 win at Bridgestone Arena... 1/11/11: Nick Spaling notched his first career two-goal game in a 5-1 victory at Bridgestone Arena... 10/28/09: Jerred Smithson scored the game-winning goal while shorthanded to lift Nashville to a 4-3 victory at Xcel Energy Center... 12/6/08: Pekka Rinne turned aside all 32 shots he faced for his second career shutout in a 1-0 win at Bridgestone Arena... 11/16/06: The Predators and Wild combined for a Nashville franchise-record 90 total shots. Minnesota won via shootout 7-6 at Bridgestone Arena... 1/19 & 2/26/04: Tomas Vokoun earned shutouts in both contests at Bridgestone Arena in 2003-04. He stopped 26 shots (2-0 win) on Jan. 19 and 27 shots (4-0 win) on Feb. 26... 10/30/01: Martin Erat scored his first NHL goal in Minnesota's 4-2 win... 3/21/01: Mike Dunham (23 saves) and Minnesota's Jamie McLennan (27 saves) both recorded shutouts in the first scoreless tie in Predators franchise history. |                                |

| 2011-12 Schedule | 12/28/11: Minnesota at Nashville | 11/23/11: Nashville at Minnesota |
|------------------|----------------------------------|----------------------------------|
|                  | 4/3/12: Minnesota at Nashville   | 1/3/12: Nashville at Minnesota   |





# NHL & OPPONENTS

## MONTREAL CANADIENS



Bell Centre • 1260 de La Gauchetiere St. West  
Montreal, QC H3B 5E8 • (514) 932-2582  
GM: Pierre Gauthier  
Head Coach: Jacques Martin  
PR: Donald Beauchamp, Dominick Saillant,  
François Marchand

### 2010-11 SEASON SERIES

| @ NASHVILLE |       |        |
|-------------|-------|--------|
| Date        | Score | W/Goal |
| No Games    |       |        |

### GOALS BY PERIOD

|           | 1st | 2nd | 3rd | OT | Total |
|-----------|-----|-----|-----|----|-------|
| Nashville | 0   | 1   | 2   | -  | 3     |
| Montreal  | 0   | 0   | 0   | -  | 0     |

### INDIVIDUAL SCORING

| PREDATORS        |    |   |   |   |     |     |    |    |  |
|------------------|----|---|---|---|-----|-----|----|----|--|
| PLAYER           | GP | G | A | P | +/- | PIM | PP | SH |  |
| Marcel Goc       | 1  | 2 | 0 | 2 | 2   | 0   | 0  | 0  |  |
| Francis Bouillon | 1  | 0 | 2 | 2 | 2   | 0   | 0  | 0  |  |
| Kevin Klein      | 1  | 0 | 2 | 2 | 2   | 0   | 0  | 0  |  |
| Cal O'Reilly     | 1  | 1 | 0 | 1 | 1   | 0   | 0  | 0  |  |
| Patric Hornqvist | 1  | 0 | 1 | 1 | 0   | 0   | 0  | 0  |  |
| Steve Sullivan   | 1  | 0 | 1 | 1 | 1   | 2   | 0  | 0  |  |
| J-P Dumont       | 1  | 0 | 0 | 0 | 2   | 0   | 0  | 0  |  |
| Martin Erat      | 1  | 0 | 0 | 0 | 3   | 0   | 0  | 0  |  |
| Cody Franson     | 1  | 0 | 0 | 0 | 0   | 2   | 0  | 0  |  |
| Sergei Kostitsyn | 1  | 0 | 0 | 0 | 0   | 2   | 0  | 0  |  |
| David Legwand    | 1  | 0 | 0 | 0 | 0   | 0   | 0  | 0  |  |
| Shane O'Brien    | 1  | 0 | 0 | 0 | 0   | 0   | 0  | 0  |  |
| Jerred Smithson  | 1  | 0 | 0 | 0 | 0   | 0   | 0  | 0  |  |
| Ryan Suter       | 1  | 0 | 0 | 0 | 1   | 0   | 0  | 0  |  |
| Jordin Tootoo    | 1  | 0 | 0 | 0 | 0   | 0   | 0  | 0  |  |
| Joel Ward        | 1  | 0 | 0 | 0 | 0   | 2   | 0  | 0  |  |
| Shea Weber       | 1  | 0 | 0 | 0 | 1   | 0   | 0  | 0  |  |
| Colin Wilson     | 1  | 0 | 0 | 0 | 0   | 0   | 0  | 0  |  |

Power Play: 0-3 0.0% / Penalty Killing: 4-4 100.0%

### GOALTENDING

| PREDATORS   |    |     |        |    |    |    |      |       |
|-------------|----|-----|--------|----|----|----|------|-------|
|             | GP | MIN | W-L-OT | GA | SA | SV | GAA  | SV%   |
| Pekka Rinne | 1  | 60  | 1-0-0  | 0  | 30 | 30 | 0.00 | 1.000 |

### CANADIENS

|             | GP | MIN | W-L-OT | GA | SA | SV | GAA  | SV% |
|-------------|----|-----|--------|----|----|----|------|-----|
| Carey Price | 1  | 60  | 0-1-0  | 3  | 30 | 27 | 3.00 | 900 |

| @ MONTREAL |               |            |
|------------|---------------|------------|
| Date       | Score         | W/Goal     |
| 18 Nov 10  | NSH 3 @ MTL 0 | Marcel Goc |

### SHOTS BY PERIOD

|           | 1st | 2nd | 3rd | OT | Total |
|-----------|-----|-----|-----|----|-------|
| Nashville | 16  | 5   | 9   | -  | 30    |
| Montreal  | 9   | 12  | 9   | -  | 30    |

| CANADIENS          |    |   |   |   |     |     |    |    |  |
|--------------------|----|---|---|---|-----|-----|----|----|--|
| PLAYER             | GP | G | A | P | +/- | PIM | PP | SH |  |
| Michael Cammalleri | 1  | 0 | 0 | 0 | -3  | 2   | 0  | 0  |  |
| Mathieu Darche     | 1  | 0 | 0 | 0 | 0   | 0   | 0  | 0  |  |
| Lars Eller         | 1  | 0 | 0 | 0 | 0   | 0   | 0  | 0  |  |
| Hal Gill           | 1  | 0 | 0 | 0 | 0   | 0   | 0  | 0  |  |
| Brian Gionta       | 1  | 0 | 0 | 0 | -2  | 0   | 0  | 0  |  |
| Scott Gomez        | 1  | 0 | 0 | 0 | 0   | 0   | 0  | 0  |  |
| Josh Gorges        | 1  | 0 | 0 | 0 | -1  | 0   | 0  | 0  |  |
| Jeff Halpern       | 1  | 0 | 0 | 0 | 0   | 0   | 0  | 0  |  |
| Roman Hamrlik      | 1  | 0 | 0 | 0 | -3  | 2   | 0  | 0  |  |
| Andrei Kostitsyn   | 1  | 0 | 0 | 0 | 0   | 0   | 0  | 0  |  |
| Maxim Lapierre     | 1  | 0 | 0 | 0 | 0   | 0   | 0  | 0  |  |
| Travis Moen        | 1  | 0 | 0 | 0 | -1  | 0   | 0  | 0  |  |
| Alexandre Picard   | 1  | 0 | 0 | 0 | 0   | 0   | 0  | 0  |  |
| Tomas Plekanec     | 1  | 0 | 0 | 0 | -3  | 0   | 0  | 0  |  |
| Benoit Pouliot     | 1  | 0 | 0 | 0 | 0   | 0   | 0  | 0  |  |
| Tom Pyatt          | 1  | 0 | 0 | 0 | 0   | 0   | 0  | 0  |  |
| Jaroslav Spacek    | 1  | 0 | 0 | 0 | -2  | 2   | 0  | 0  |  |
| P.K. Subban        | 1  | 0 | 0 | 0 | 0   | 0   | 0  | 0  |  |

Power Play: 0-4 0.0% / Penalty Killing: 3-3 100.0%

| Season        | OVERALL   |          |          |          |           |           |           | HOME     |          |          |          |          |           |           | ROAD     |          |          |          |          |           |           |
|---------------|-----------|----------|----------|----------|-----------|-----------|-----------|----------|----------|----------|----------|----------|-----------|-----------|----------|----------|----------|----------|----------|-----------|-----------|
|               | GP        | W        | L        | OT       | PTS       | GF        | GA        | GP       | W        | L        | OT       | PTS      | GF        | GA        | GP       | W        | L        | OT       | PTS      | GF        | GA        |
| 1998-99       | 2         | 0        | 1        | 1        | 1         | 4         | 5         | 1        | 0        | 0        | 1        | 1        | 2         | 2         | 1        | 0        | 1        | 0        | 0        | 2         | 3         |
| 1999-00       | 1         | 1        | 0        | 0        | 2         | 6         | 1         | 1        | 1        | 0        | 0        | 2        | 6         | 1         | 0        | 0        | 0        | 0        | 0        | 0         | 0         |
| 2000-01       | 1         | 0        | 1        | 0        | 0         | 2         | 4         | 0        | 0        | 0        | 0        | 0        | 0         | 0         | 1        | 0        | 1        | 0        | 0        | 2         | 4         |
| 2001-02       | 2         | 1        | 1        | 0        | 2         | 6         | 4         | 1        | 1        | 0        | 0        | 2        | 5         | 1         | 1        | 0        | 1        | 0        | 0        | 1         | 3         |
| 2002-03       | 1         | 0        | 1        | 0        | 0         | 1         | 3         | 1        | 0        | 1        | 0        | 0        | 1         | 3         | 0        | 0        | 0        | 0        | 0        | 0         | 0         |
| 2003-04       | 1         | 0        | 0        | 1        | 1         | 4         | 5         | 0        | 0        | 0        | 0        | 0        | 0         | 0         | 1        | 0        | 0        | 1        | 1        | 4         | 5         |
| 2004-07       | 1         | 0        | 0        | 1        | 1         | 5         | 6         | 1        | 0        | 0        | 1        | 1        | 5         | 6         | 0        | 0        | 0        | 0        | 0        | 0         | 0         |
| 2007-08       | 1         | 1        | 0        | 0        | 2         | 5         | 4         | 0        | 0        | 0        | 0        | 0        | 0         | 0         | 1        | 1        | 0        | 0        | 2        | 5         | 4         |
| 2008-09       | 1         | 0        | 1        | 0        | 0         | 2         | 3         | 0        | 0        | 0        | 0        | 0        | 0         | 0         | 1        | 0        | 1        | 0        | 0        | 2         | 3         |
| 2009-10       | 1         | 1        | 0        | 0        | 2         | 2         | 0         | 1        | 1        | 0        | 0        | 2        | 2         | 0         | 0        | 0        | 0        | 0        | 0        | 0         | 0         |
| 2010-11       | 1         | 1        | 0        | 0        | 2         | 3         | 0         | 0        | 0        | 0        | 0        | 0        | 0         | 0         | 1        | 1        | 0        | 0        | 2        | 3         | 0         |
| <b>Totals</b> | <b>13</b> | <b>5</b> | <b>5</b> | <b>3</b> | <b>13</b> | <b>40</b> | <b>35</b> | <b>6</b> | <b>3</b> | <b>1</b> | <b>2</b> | <b>8</b> | <b>21</b> | <b>13</b> | <b>7</b> | <b>2</b> | <b>4</b> | <b>1</b> | <b>5</b> | <b>19</b> | <b>22</b> |

OT column includes both ties and overtime losses in 1999-00, 2000-01, 2001-02, 2002-03 and 2003-04 (one road OTL). OT column includes ties in 1998-99 (one home tie).

| DATE    |  | VISITOR           |  | HOME      |   | DATE      |  | VISITOR |          | HOME              |  |
|---------|--|-------------------|--|-----------|---|-----------|--|---------|----------|-------------------|--|
| 1998-99 |  | December 12, 1998 |  | Montreal  | 2 | Nashville |  | 2       | OT       | 2003-04           |  |
|         |  | March 18, 1999    |  | Nashville | 2 | MONTREAL  |  | 3       |          | December 18, 2003 |  |
|         |  |                   |  |           |   | Nashville |  | 4       | MONTREAL | 5                 |  |
|         |  |                   |  |           |   |           |  |         |          | OT                |  |
| 1999-00 |  | November 18, 1999 |  | Montreal  | 1 | NASHVILLE |  | 6       |          | 2006-07           |  |
| 2000-01 |  | December 21, 2000 |  | Nashville | 2 | MONTREAL  |  | 4       |          | February 22, 2007 |  |
| 2001-02 |  | November 8, 2001  |  | Nashville | 1 | MONTREAL  |  | 3       |          | MONTREAL          |  |
|         |  | March 23, 2002    |  | Montreal  | 1 | NASHVILLE |  | 5       |          | 6                 |  |
| 2002-03 |  | March 10, 2003    |  | MONTREAL  | 3 | Nashville |  | 1       |          | Nashville         |  |
|         |  |                   |  |           |   |           |  |         |          | 5                 |  |
|         |  |                   |  |           |   |           |  |         |          | SO                |  |
|         |  |                   |  |           |   |           |  |         |          | 2007-08           |  |
|         |  |                   |  |           |   |           |  |         |          | December 1, 2007  |  |
|         |  |                   |  |           |   |           |  |         |          | NASHVILLE         |  |
|         |  |                   |  |           |   |           |  |         |          | 5                 |  |
|         |  |                   |  |           |   |           |  |         |          | Montreal          |  |
|         |  |                   |  |           |   |           |  |         |          | 4                 |  |
|         |  |                   |  |           |   |           |  |         |          | SO                |  |
|         |  |                   |  |           |   |           |  |         |          | 2008-09           |  |
|         |  |                   |  |           |   |           |  |         |          | January 15, 2009  |  |
|         |  |                   |  |           |   |           |  |         |          | Nashville         |  |
|         |  |                   |  |           |   |           |  |         |          | 2                 |  |
|         |  |                   |  |           |   |           |  |         |          | MONTREAL          |  |
|         |  |                   |  |           |   |           |  |         |          | 3                 |  |
|         |  |                   |  |           |   |           |  |         |          | 2009-10           |  |
|         |  |                   |  |           |   |           |  |         |          | November 14, 2009 |  |
|         |  |                   |  |           |   |           |  |         |          | Montreal          |  |
|         |  |                   |  |           |   |           |  |         |          | 0                 |  |
|         |  |                   |  |           |   |           |  |         |          | NASHVILLE         |  |
|         |  |                   |  |           |   |           |  |         |          | 2                 |  |
|         |  |                   |  |           |   |           |  |         |          | 2010-11           |  |
|         |  |                   |  |           |   |           |  |         |          | November 18, 2010 |  |
|         |  |                   |  |           |   |           |  |         |          | NASHVILLE         |  |
|         |  |                   |  |           |   |           |  |         |          | 3                 |  |
|         |  |                   |  |           |   |           |  |         |          | Montreal          |  |
|         |  |                   |  |           |   |           |  |         |          | 0                 |  |

|                          | OVERALL   | AT NASHVILLE                    | AT MONTREAL                      |
|--------------------------|---|---------------------------------|----------------------------------|
| Current Trend            | 2 Nashville wins (11/14/09-11/18/10)  | 1 Nashville win (11/14/09)      | 1 Nashville win (11/18/10)       |
| Last Win                 | 11/18/10 (3-0)  | 11/14/09 (2-0)                  | 11/18/10 (3-0)                   |
| Last Loss                | 1/15/09 (2-3)   | 2/22/07 (5-6 SO)                | 1/15/09 (2-3)                    |
| Last Tie                 | 12/12/98 (2-2 OT)   | 12/12/98 (2-2 OT)               | None                             |
| Overtime Record          | 1-2-1   | 0-1-1                           | 1-1-0                            |
| Longest Unbeaten Streak  | 2 (2-0-0, 11/14/09-11/18/10)  | 3 (2-0-1-0, 12/12/98-3/23/02)   | None                             |
| Longest Winning Streak   | 2 (11/14/09-11/18/10)   | 2 (11/18/99-3/23/02)            | None                             |
| Longest Winless Streak   | 3 (0-1-0-2, 3/10/03-2/22/07)  | 2 (0-1-0-1, 3/10/03-2/22/07)    | 4 (0-3-0-1, 3/18/99-12/18/03)    |
| Longest Losing Streak    | 3 (3/10/03-2/22/07)   | 2 (3/10/03-2/22/07)             | 4 (3/18/99-12/18/03)             |
| Most Goals by Nashville  | 6 (11/18/99, 6-1)   | 6 (11/18/99, 6-1)               | 5 (12/17/07, 5-4 SO)             |
| Most Goals by Montreal   | 6 (2/22/07, 5-6 SO)   | 6 (2/22/07, 5-6 SO)             | 5 (12/18/03, 4-5 OT)             |
| Most Goals by Both Teams | 11 (2/22/07, 5-6 SO)  | 11 (2/22/07, 5-6 SO)            | 9 (twice, last 12/17/07, 5-4 SO) |
| Last Five Games          | 3-1-1   | 3-1-(1-1)                       | 2-2-(0)-1                        |
| Last Ten Games           | 4-4-(0)-2   | 3-1-(0)-1                       | 2-4-(0)-1                        |
| Last Transaction         | 6/29/10: Acquired forward Sergei Kostitsyn for forward Dustin Boyd and goaltender Dan Ellis.  |                                 |                                  |
| Series Notes             | 11/18/10: Pekka Rinne stopped all 30 shots he faced as Nashville won for the second time ever at the Bell Centre, 3-0... 11/14/09: The Predators put a franchise-record 55 shots on goal and outshot the Canadiens by a club record 35 shots, and Pekka Rinne made 20 saves in a 2-0 victory at Bridgestone Arena... 12/17/07: Nashville rallied from two three-goal deficits with four goals in the third period en route to a 5-4 shootout win at the Bell Centre. The win was Nashville's first in Montreal, and the Canadiens were the last team that had kept Nashville winless as a visitor... 11/18/99: Kimmo Timonen scored against Jeff Hackett in the franchise's first-ever penalty shot attempt during the Predators' 6-1 win at Bridgestone Arena. |                                 |                                  |
| 2011-12 Schedule         |   | 11/12/11: Montreal at Nashville | None                             |



# NHL & OPPONENTS

## NEW JERSEY DEVILS



Prudential Center • 165 Mulberry St.  
Newark, NJ 07102 • (973) 757-6100  
GM: Lou Lamoriello  
Head Coach: Peter DeBoer  
PR: Mike Levine, Jeff Altstadter, Pete Albietz

### 2010-11 SEASON SERIES

#### @ NASHVILLE

| Date     | Score | W/Goal |
|----------|-------|--------|
| No Games |       |        |

### GOALS BY PERIOD

|            | 1st | 2nd | 3rd | OT | Total |
|------------|-----|-----|-----|----|-------|
| Nashville  | 1   | 1   | 1   | -  | 3     |
| New Jersey | 0   | 0   | 1   | -  | 1     |

#### @ NEW JERSEY

| Date       | Score          | W/Goal      |
|------------|----------------|-------------|
| 17 Dec '10 | NSH 3 @ N.J. 1 | Martin Erat |

### SHOTS BY PERIOD

|            | 1st | 2nd | 3rd | OT | Total |
|------------|-----|-----|-----|----|-------|
| Nashville  | 5   | 12  | 3   | -  | 20    |
| New Jersey | 4   | 5   | 7   | -  | 16    |

### INDIVIDUAL SCORING

| PREDATORS        |    |   |   |   |     |     |    |    |  |
|------------------|----|---|---|---|-----|-----|----|----|--|
| PLAYER           | GP | G | A | P | +/- | PIM | PP | SH |  |
| Martin Erat      | 1  | 2 | 0 | 2 | 0   | 0   | 2  | 0  |  |
| Ryan Suter       | 1  | 0 | 2 | 2 | 1   | 0   | 0  | 0  |  |
| Shea Weber       | 1  | 0 | 2 | 2 | 1   | 0   | 0  | 0  |  |
| Steve Sullivan   | 1  | 1 | 0 | 1 | 1   | 0   | 0  | 0  |  |
| Sergei Kostitsyn | 1  | 0 | 1 | 1 | 0   | 0   | 0  | 0  |  |
| Steve Begin      | 1  | 0 | 0 | 0 | 0   | 2   | 0  | 0  |  |
| Francis Bouillon | 1  | 0 | 0 | 0 | 0   | 0   | 0  | 0  |  |
| J-P Dumont       | 1  | 0 | 0 | 0 | 0   | 0   | 0  | 0  |  |
| Marcel Goc       | 1  | 0 | 0 | 0 | 0   | 0   | 0  | 0  |  |
| Kevin Klein      | 1  | 0 | 0 | 0 | 0   | 0   | 0  | 0  |  |
| Shane O'Brien    | 1  | 0 | 0 | 0 | 0   | 0   | 0  | 0  |  |
| Cal O'Reilly     | 1  | 0 | 0 | 0 | 1   | 0   | 0  | 0  |  |
| Jerred Smithson  | 1  | 0 | 0 | 0 | 0   | 0   | 0  | 0  |  |
| Nick Spaling     | 1  | 0 | 0 | 0 | 0   | 0   | 0  | 0  |  |
| Alexander Sulzer | 1  | 0 | 0 | 0 | 0   | 2   | 0  | 0  |  |
| Jordin Tootoo    | 1  | 0 | 0 | 0 | 0   | 0   | 0  | 0  |  |
| Joel Ward        | 1  | 0 | 0 | 0 | 0   | 0   | 0  | 0  |  |
| Colin Wilson     | 1  | 0 | 0 | 0 | 1   | 2   | 0  | 0  |  |

Power Play: 2-5 40.0% / Penalty Killing: 2-3 66.7%

| DEVILS              |    |   |   |   |     |     |    |    |  |
|---------------------|----|---|---|---|-----|-----|----|----|--|
| PLAYER              | GP | G | A | P | +/- | PIM | PP | SH |  |
| Mattias Tedenby     | 1  | 1 | 0 | 1 | 0   | 0   | 1  | 0  |  |
| Ilya Kovalchuk      | 1  | 0 | 1 | 1 | -1  | 0   | 0  | 0  |  |
| Brian Rolston       | 1  | 0 | 1 | 1 | -1  | 0   | 0  | 0  |  |
| Jason Arnott        | 1  | 0 | 0 | 0 | 0   | 0   | 0  | 0  |  |
| David Clarkson      | 1  | 0 | 0 | 0 | -1  | 0   | 0  | 0  |  |
| Patrik Elias        | 1  | 0 | 0 | 0 | 0   | 0   | 0  | 0  |  |
| Mark Fayne          | 1  | 0 | 0 | 0 | 0   | 0   | 0  | 0  |  |
| Andy Greene         | 1  | 0 | 0 | 0 | 0   | 0   | 0  | 0  |  |
| Jamie Langenbrunner | 1  | 0 | 0 | 0 | 0   | 2   | 0  | 0  |  |
| Adam Mair           | 1  | 0 | 0 | 0 | 0   | 0   | 0  | 0  |  |
| Rod Pelley          | 1  | 0 | 0 | 0 | 0   | 2   | 0  | 0  |  |
| Anssi Salmela       | 1  | 0 | 0 | 0 | -1  | 2   | 0  | 0  |  |
| Tim Sestito         | 1  | 0 | 0 | 0 | 0   | 0   | 0  | 0  |  |
| Henrik Tallinder    | 1  | 0 | 0 | 0 | 0   | 0   | 0  | 0  |  |
| Anton Volchenkov    | 1  | 0 | 0 | 0 | -1  | 2   | 0  | 0  |  |
| Colin White         | 1  | 0 | 0 | 0 | 0   | 0   | 0  | 0  |  |
| Travis Zajac        | 1  | 0 | 0 | 0 | 0   | 0   | 0  | 0  |  |
| Dainius Zubrus      | 1  | 0 | 0 | 0 | 0   | 2   | 0  | 0  |  |

Power Play: 1-3 33.3% / Penalty Killing: 3-5 60.0%

### GOALTENDING

#### PREDATORS

|                 | GP | MIN | W-L-OT | GA | SA | SV | GAA  | SV%  |
|-----------------|----|-----|--------|----|----|----|------|------|
| Anders Lindback | 1  | 60  | 1-0-0  | 1  | 16 | 15 | 1.00 | .938 |

#### DEVILS

|                | GP | MIN | W-L-OT | GA | SA | SV | GAA  | SV%  |
|----------------|----|-----|--------|----|----|----|------|------|
| Martin Brodeur | 1  | 58  | 0-1-0  | 3  | 20 | 17 | 3.11 | .850 |

|         | OVERALL |   |   |    |     |    |    | HOME |   |   |    |     |    |    | ROAD |   |   |    |     |    |    |
|---------|---------|---|---|----|-----|----|----|------|---|---|----|-----|----|----|------|---|---|----|-----|----|----|
| Season  | GP      | W | L | OT | PTS | GF | GA | GP   | W | L | OT | PTS | GF | GA | GP   | W | L | OT | PTS | GF | GA |
| 1998-99 | 2       | 1 | 1 | 0  | 2   | 4  | 6  | 1    | 0 | 1 | 0  | 0   | 1  | 4  | 1    | 1 | 0 | 0  | 2   | 3  | 2  |
| 1999-00 | 2       | 0 | 2 | 0  | 0   | 2  | 6  | 1    | 0 | 1 | 0  | 0   | 1  | 2  | 1    | 0 | 1 | 0  | 0   | 1  | 4  |
| 2000-01 | 1       | 1 | 0 | 0  | 2   | 4  | 3  | 0    | 0 | 0 | 0  | 0   | 0  | 0  | 1    | 1 | 0 | 0  | 2   | 4  | 3  |
| 2001-02 | 2       | 1 | 1 | 0  | 2   | 7  | 7  | 1    | 0 | 1 | 0  | 0   | 3  | 4  | 1    | 1 | 0 | 0  | 2   | 4  | 3  |
| 2002-03 | 2       | 0 | 1 | 1  | 1   | 3  | 5  | 1    | 0 | 1 | 0  | 0   | 1  | 2  | 1    | 0 | 0 | 1  | 1   | 2  | 3  |
| 2003-04 | 1       | 1 | 0 | 0  | 2   | 3  | 2  | 1    | 1 | 0 | 0  | 2   | 3  | 2  | 0    | 0 | 0 | 0  | 0   | 0  | 0  |
| 2005-06 | 1       | 0 | 0 | 1  | 1   | 3  | 4  | 1    | 0 | 0 | 1  | 1   | 3  | 4  | 0    | 0 | 0 | 0  | 0   | 0  | 0  |
| 2006-07 | 1       | 1 | 0 | 0  | 2   | 4  | 3  | 0    | 0 | 0 | 0  | 0   | 0  | 0  | 1    | 1 | 0 | 0  | 2   | 4  | 3  |
| 2008-09 | 1       | 0 | 1 | 0  | 0   | 1  | 3  | 1    | 0 | 1 | 0  | 0   | 1  | 3  | 0    | 0 | 0 | 0  | 0   | 0  | 0  |
| 2009-10 | 2       | 1 | 1 | 0  | 2   | 5  | 7  | 1    | 1 | 0 | 0  | 2   | 3  | 2  | 1    | 0 | 1 | 0  | 0   | 2  | 5  |
| 2010-11 | 1       | 1 | 0 | 0  | 2   | 3  | 1  | 0    | 0 | 0 | 0  | 0   | 0  | 0  | 1    | 1 | 0 | 0  | 2   | 3  | 1  |
| Totals  | 16      | 7 | 7 | 2  | 16  | 39 | 47 | 8    | 2 | 5 | 1  | 5   | 16 | 23 | 8    | 5 | 2 | 1  | 11  | 23 | 24 |

OT column includes both ties and overtime losses in 1999-00, 2000-01, 2001-02, 2002-03 (one road OTL) and 2003-04. OT column includes ties in 1998-99.

| DATE                     | VISITOR    | HOME              |
|--------------------------|------------|-------------------|
| 1998-99 January 30, 1999 | NASHVILLE  | 3 New Jersey 2 OT |
| April 17, 1999           | NEW JERSEY | 4 Nashville 1     |
| 1999-00 February 3, 2000 | Nashville  | 1 NEW JERSEY 4    |
| February 29, 2000        | NEW JERSEY | 2 Nashville 1     |
| 2000-01 November 8, 2000 | NASHVILLE  | 4 New Jersey 3    |
| 2001-02 January 3, 2002  | NASHVILLE  | 4 New Jersey 3    |
| March 21, 2002           | NEW JERSEY | 4 Nashville 3     |
| 2002-03 October 18, 2002 | Nashville  | 2 NEW JERSEY 3 OT |
| November 29, 2002        | NEW JERSEY | 2 Nashville 1     |

| DATE                      | VISITOR      | HOME            |
|---------------------------|--------------|-----------------|
| 2003-04 January 3, 2004   | New Jersey 2 | NASHVILLE 3     |
| 2005-06 January 19, 2006  | NEW JERSEY 4 | Nashville 3 SO  |
| 2006-07 October 19, 2006  | NASHVILLE 4  | New Jersey 3 SO |
| 2008-09 January 19, 2009  | NEW JERSEY 3 | Nashville 1     |
| 2009-10 November 19, 2009 | New Jersey 2 | NASHVILLE 3 SO  |
| February 12, 2010         | Nashville 2  | NEW JERSEY 5    |
| 2010-11 December 17, 2010 | NASHVILLE 3  | New Jersey 1    |

|                          | OVERALL  | AT NASHVILLE                          | AT NEW JERSEY                          |
|--------------------------|--|---------------------------------------|--|
| Current Trend            | 1 Nashville win (12/17/10)   | 1 Nashville win (11/19/09)            | 1 Nashville win (12/17/10)             |
| Last Win                 | 12/17/10 (3-1)   | 11/19/09 (3-2 SO)                     | 12/17/10 (3-1)                         |
| Last Loss                | 2/12/10 (2-5)  | 1/19/09 (1-3)                         | 2/12/10 (2-5)                          |
| Last Tie                 | None   | None                                  | None                                   |
| Overtime Record          | 3-2-0  | 1-1-0                                 | 2-1-0                                  |
| Longest Unbeaten Streak  | 2 (2-0-0-0, 11/8/00-1/3/02)  | None                                  | 2 (2-0-0-0, 11/8/00-1/3/02)            |
| Longest Winning Streak   | 2 (11/8/00-1/3/02)   | None                                  | 2 (11/8/00-1/3/02)                     |
| Longest Winless Streak   | 3 (twice, last 0-2-0-1, 3/21-11/29/02)   | 4 (0-4-0-0, 4/17/99-11/29/02)         | None                                   |
| Longest Losing Streak    | 3 (twice, last 3/21-11/29/02)  | 4 (4/17/99-11/29/02)                  | None                                   |
| Most Goals by Nashville  | 4 (three times, last 10/19/06, 4-3 SO)   | 3 (four times, last 11/19/09, 3-2 SO) | 4 (three times, last 10/19/06, 4-3 SO) |
| Most Goals by New Jersey | 5 (2/12/10, 2-5)   | 4 (three times, last 1/19/06, 3-4 SO) | 5 (2/12/10, 2-5)                       |
| Most Goals by Both Teams | 7 (six times, last 2/12/10, 2-5)   | 7 (twice, last 1/19/06, 3-4 SO)       | 7 (four times, last 2/12/10, 2-5)      |
| Last Five Games          | 3-2-0  | 2-2-(0)-1                             | 3-1-(0)-1                              |
| Last Ten Games           | 4-4-(0)-2  | 2-5-(0)-1                             | 5-2-(0)-1                              |
| Last Transaction         | 6/19/10: Acquired forward Matt Halischuk and a second-round selection in the 2011 Entry Draft (Magnus Hellburg) for forward Jason Arnott.  |                                       |  |
| Series Notes             | 12/17/10: Martin Erat scored two goals and both Shea Weber and Ryan Suter notched a pair of assists in a 3-1 win at the Prudential Center... 1/30/99: Sebastian Bordeleau scored the game-winner (2-43) for Nashville in the franchise's first overtime victory. |                                       |  |
| 2011-12 Schedule         | 10/15/11: New Jersey at Nashville  |                                       | None                                   |





# NHL & OPPONENTS

## NEW YORK ISLANDERS



1535 Old Country Road  
Plainview, NY 11803 • (516) 501-6799  
GM: Garth Snow  
Head Coach: Jack Capuano  
PR: Kimber Auerbach; Jesse Eisenberg

### 2010-11 SEASON SERIES

| @ NASHVILLE |               |                  |
|-------------|---------------|------------------|
| Date        | Score         | W/Goal           |
| 13 Dec '10  | NYI 0 @ NSH 5 | Sergei Kostitsyn |

### GOALS BY PERIOD

|              | 1st | 2nd | 3rd | OT | Total |
|--------------|-----|-----|-----|----|-------|
| Nashville    | 1   | 2   | 2   | -  | 5     |
| NY Islanders | 0   | 0   | 0   | -  | 0     |

| @ NY ISLANDERS |       |        |
|----------------|-------|--------|
| Date           | Score | W/Goal |
| No Games       |       |        |

### SHOTS BY PERIOD

|              | 1st | 2nd | 3rd | OT | Total |
|--------------|-----|-----|-----|----|-------|
| Nashville    | 8   | 11  | 7   | -  | 26    |
| NY Islanders | 7   | 11  | 10  | -  | 28    |

### INDIVIDUAL SCORING

| PLAYER           | PREDATORS |   |   |   |     |     |    |    |
|------------------|-----------|---|---|---|-----|-----|----|----|
|                  | GP        | G | A | P | +/- | PIM | PP | SH |
| Patric Hornqvist | 1         | 2 | 0 | 2 | 2   | 2   | 0  | 0  |
| Sergei Kostitsyn | 1         | 1 | 1 | 2 | 1   | 0   | 1  | 0  |
| Cody Franson     | 1         | 0 | 2 | 2 | 2   | 0   | 0  | 0  |
| Jerred Smithson  | 1         | 1 | 0 | 1 | 1   | 0   | 0  | 0  |
| Nick Spaling     | 1         | 1 | 0 | 1 | 1   | 0   | 1  | 0  |
| Martin Erat      | 1         | 0 | 1 | 1 | 0   | 0   | 0  | 0  |
| Shane O'Brien    | 1         | 0 | 1 | 1 | 1   | 0   | 0  | 0  |
| Steve Sullivan   | 1         | 0 | 1 | 1 | 1   | 0   | 0  | 0  |
| Ryan Suter       | 1         | 0 | 1 | 1 | 1   | 2   | 0  | 0  |
| Shea Weber       | 1         | 0 | 1 | 1 | 1   | 0   | 0  | 0  |
| Francis Bouillon | 1         | 0 | 0 | 0 | 1   | 0   | 0  | 0  |
| J-P Dumont       | 1         | 0 | 0 | 0 | 1   | 0   | 0  | 0  |
| Marcel Goc       | 1         | 0 | 0 | 0 | 0   | 0   | 0  | 0  |
| Kevin Klein      | 1         | 0 | 0 | 0 | 0   | 0   | 0  | 0  |
| Cal O'Reilly     | 1         | 0 | 0 | 0 | 1   | 0   | 0  | 0  |
| Jordin Tootoo    | 1         | 0 | 0 | 0 | 0   | 0   | 0  | 0  |
| Joel Ward        | 1         | 0 | 0 | 0 | 1   | 2   | 0  | 0  |
| Colin Wilson     | 1         | 0 | 0 | 0 | 0   | 0   | 0  | 0  |

Power Play: 2-4 50.0% / Penalty Killing: 3-3 100.0%

| PLAYER           | NY ISLANDERS |   |   |   |     |     |    |    |
|------------------|--------------|---|---|---|-----|-----|----|----|
|                  | GP           | G | A | P | +/- | PIM | PP | SH |
| Blake Comeau     | 1            | 0 | 0 | 0 | -1  | 0   | 0  | 0  |
| Bruno Gervais    | 1            | 0 | 0 | 0 | -2  | 0   | 0  | 0  |
| Michael Grabner  | 1            | 0 | 0 | 0 | 0   | 0   | 0  | 0  |
| Travis Hamonic   | 1            | 0 | 0 | 0 | -1  | 0   | 0  | 0  |
| Jack Hillen      | 1            | 0 | 0 | 0 | 0   | 0   | 0  | 0  |
| Jesse Joensuu    | 1            | 0 | 0 | 0 | -1  | 0   | 0  | 0  |
| Zenon Konopka    | 1            | 0 | 0 | 0 | -2  | 0   | 0  | 0  |
| Andrew MacDonald | 1            | 0 | 0 | 0 | 0   | 0   | 0  | 0  |
| Matt Martin      | 1            | 0 | 0 | 0 | -2  | 0   | 0  | 0  |
| Matt Moulson     | 1            | 0 | 0 | 0 | 0   | 2   | 0  | 0  |
| Frans Nielsen    | 1            | 0 | 0 | 0 | 0   | 0   | 0  | 0  |
| PA Parenteau     | 1            | 0 | 0 | 0 | -1  | 2   | 0  | 0  |
| Rhett Rakhshani  | 1            | 0 | 0 | 0 | 0   | 0   | 0  | 0  |
| Dylan Reese      | 1            | 0 | 0 | 0 | -2  | 0   | 0  | 0  |
| Rob Schremp      | 1            | 0 | 0 | 0 | -1  | 2   | 0  | 0  |
| Jon Sim          | 1            | 0 | 0 | 0 | -1  | 0   | 0  | 0  |
| John Tavares     | 1            | 0 | 0 | 0 | 0   | 0   | 0  | 0  |
| James Wisniewski | 1            | 0 | 0 | 0 | -1  | 2   | 0  | 0  |

Power Play: 0-3 0.0% / Penalty Killing: 2-4 50.0%

### GOALTENDING

| PREDATORS       |    |     |        |    |    |    |            |
|-----------------|----|-----|--------|----|----|----|------------|
|                 | GP | MIN | W-L-OT | GA | SA | SV | GAA SV%    |
| Anders Lindback | 1  | 60  | 1-0-0  | 0  | 28 | 28 | 0.00 1.000 |

| ISLANDERS      |    |     |        |    |    |    |           |
|----------------|----|-----|--------|----|----|----|-----------|
|                | GP | MIN | W-L-OT | GA | SA | SV | GAA SV%   |
| Dwayne Roloson | 1  | 60  | 0-1-0  | 5  | 26 | 21 | 5.00 .808 |

| Season  | OVERALL |   |   |    |     |    |    | HOME |   |   |    |     |    |    | ROAD |   |   |    |     |    |    |
|---------|---------|---|---|----|-----|----|----|------|---|---|----|-----|----|----|------|---|---|----|-----|----|----|
|         | GP      | W | L | OT | PTS | GF | GA | GP   | W | L | OT | PTS | GF | GA | GP   | W | L | OT | PTS | GF | GA |
| 1998-99 | 2       | 1 | 1 | 0  | 2   | 5  | 7  | 1    | 0 | 1 | 0  | 0   | 3  | 6  | 1    | 1 | 0 | 0  | 2   | 2  | 1  |
| 1999-00 | 2       | 2 | 0 | 0  | 4   | 9  | 6  | 1    | 1 | 0 | 0  | 2   | 3  | 2  | 1    | 1 | 0 | 0  | 2   | 6  | 4  |
| 2000-01 | 1       | 0 | 1 | 0  | 0   | 1  | 2  | 0    | 0 | 0 | 0  | 0   | 0  | 0  | 1    | 0 | 1 | 0  | 0   | 1  | 2  |
| 2001-02 | 1       | 0 | 1 | 0  | 0   | 2  | 5  | 1    | 0 | 1 | 0  | 0   | 2  | 5  | 0    | 0 | 0 | 0  | 0   | 0  | 0  |
| 2002-03 | 2       | 1 | 0 | 1  | 3   | 5  | 4  | 1    | 1 | 0 | 0  | 2   | 2  | 0  | 1    | 0 | 0 | 1  | 1   | 3  | 4  |
| 2003-04 | 1       | 1 | 0 | 0  | 2   | 4  | 3  | 1    | 1 | 0 | 0  | 2   | 4  | 3  | 0    | 0 | 0 | 0  | 0   | 0  | 0  |
| 2005-06 | 1       | 1 | 0 | 0  | 2   | 2  | 1  | 1    | 1 | 0 | 0  | 2   | 2  | 1  | 0    | 0 | 0 | 0  | 0   | 0  | 0  |
| 2006-07 | 1       | 1 | 0 | 0  | 2   | 2  | 1  | 0    | 0 | 0 | 0  | 0   | 0  | 0  | 1    | 1 | 0 | 0  | 2   | 2  | 1  |
| 2008-09 | 1       | 1 | 0 | 0  | 2   | 1  | 0  | 1    | 1 | 0 | 0  | 2   | 1  | 0  | 0    | 0 | 0 | 0  | 0   | 0  | 0  |
| 2009-10 | 1       | 0 | 0 | 1  | 1   | 3  | 4  | 0    | 0 | 0 | 0  | 0   | 0  | 0  | 1    | 0 | 0 | 1  | 1   | 3  | 4  |
| 2010-11 | 1       | 1 | 0 | 0  | 2   | 5  | 0  | 1    | 1 | 0 | 0  | 2   | 5  | 0  | 0    | 0 | 0 | 0  | 0   | 0  | 0  |
| Totals  | 14      | 9 | 3 | 2  | 20  | 39 | 33 | 8    | 6 | 2 | 0  | 12  | 22 | 17 | 6    | 3 | 1 | 2  | 8   | 17 | 16 |

OT column includes both ties and overtime losses in 1999-00, 2000-01, 2001-02, 2002-03 (one road OTL) and 2003-04. OT column includes ties in 1998-99.

| DATE                      | VISITOR      | HOME                |
|---------------------------|--------------|---------------------|
| 1998-99 November 21, 1998 | NY ISLANDERS | 6 Nashville 3       |
| February 12, 1999         | NASHVILLE    | 2 NY Islanders 1    |
| March 28, 2000            | NY Islanders | 2 NASHVILLE 3       |
| 2000-01 November 7, 2000  | Nashville    | 1 NY ISLANDERS 2    |
| 2001-02 April 11, 2002    | NY ISLANDERS | 5 Nashville 2       |
| 2002-03 October 15, 2002  | Nashville    | 3 NY ISLANDERS 4 OT |
| February 13, 2003         | NY Islanders | 0 NASHVILLE 2       |

| DATE                      | VISITOR      | HOME                |
|---------------------------|--------------|---------------------|
| 2003-04 November 15, 2003 | NY Islanders | 3 NASHVILLE 4       |
| 2005-06 January 10, 2006  | NY Islanders | 1 NASHVILLE 2       |
| 2006-07 October 16, 2006  | NASHVILLE    | 2 NY Islanders 1 SO |
| 2008-09 December 20, 2008 | NY Islanders | 0 NASHVILLE 1       |
| 2009-10 February 9, 2010  | Nashville    | 3 NY ISLANDERS 4 SO |
| 2010-11 December 13, 2010 | NY Islanders | 0 NASHVILLE 5       |

|                            | OVERALL   | AT NASHVILLE                        | AT NY ISLANDERS                      |
|----------------------------|---|-------------------------------------|--------------------------------------|
| Current Trend              | 1 Nashville win (12/13/10)  | 5 Nashville wins (2/13/03-12/13/10) | 1 NY Islanders win (2/9/10)          |
| Last Win                   | 12/13/10 (5-0)  | 12/13/10 (5-0)                      | 10/16/06 (2-1 SO)                    |
| Last Loss                  | 2/9/10 (3-4 SO)   | 4/11/02 (2-5)                       | 2/9/10 (3-4 SO)                      |
| Last Tie                   | None  | None                                | None                                 |
| Overtime Record            | 1-2-0   | 0-0-0                               | 1-2-0                                |
| Longest Unbeaten Streak    | 5 (5-0-0-0, 2/13/03-12/20/08)   | 5 (5-0-0-0, 2/13/03-12/13/10)       | 2 (2-0-0-0, 2/12/99-2/2/00)          |
| Longest Winning Streak     | 5 (2/13/03-12/20/08)  | 5 (2/13/03-12/13/10)                | 2 (2/12/99-2/2/00)                   |
| Longest Winless Streak     | 3 (0-2-0-1, 11/7/00-10/15/02)   | None                                | 2 (0-1-0-1, 11/7/00-10/15/02)        |
| Longest Losing Streak      | 3 (11/7/00-10/15/02)  | None                                | 2 (11/7/00-10/15/02)                 |
| Most Goals by Nashville    | 6 (2/12/00, 6-4)  | 5 (12/13/10, 5-0)                   | 6 (2/2/00, 6-4)                      |
| Most Goals by NY Islanders | 6 (11/21/98, 3-6)   | 6 (11/21/98, 3-6)                   | 4 (three times, last 2/9/10, 3-4 SO) |
| Most Goals by Both Teams   | 10 (2/12/00, 6-4)   | 9 (11/21/98, 3-6)                   | 10 (2/2/00, 6-4)                     |
| Last Five Games            | 4-0-(0)-1   | 5-0-(0)-0                           | 2-1-(0)-2                            |
| Last Ten Games             | 6-2-(0)-2   | 6-2-(0)-0                           | 3-1-(0)-2                            |
| Last Transaction           | 6/20/08: Acquired Toronto's first-round selection (Colin Wilson) in the 2008 NHL Entry Draft for Florida's first-round selection (Josh Bailey) and second-round selection (Aaron Ness) in the 2008 NHL Entry Draft.   |                                     |                                      |
| Series Notes               | 12/13/10: Anders Lindback stopped 27 shots to record his second career shutout, and second shutout in as many games, in a 5-0 win at Bridgestone Arena. Nick Spaling scored his first career goal while Patric Hornqvist netted two... 12/20/08: Pekka Rinne turned aside all 23 shots he faced and Vernon Fiddler scored Nashville's lone goal in a 1-0 victory at Bridgestone Arena. It was the Predators fifth shutout in a 12-game span... 2/13/03: Tomas Vokoun stopped 36 shots in a 2-0 Nashville win at Bridgestone Arena... 10/15/02: Tomas Vokoun stopped a Brad Isbister penalty shot in overtime and Karlis Skrastins scored the first 3-on-5 goal in franchise history in an Islanders' 5-4 overtime win at Nassau Coliseum. |                                     |                                      |
| 2011-12 Schedule           | None  |                                     | 1/16/12: Nashville at NY Islanders   |



# NHL & OPPONENTS

## NEW YORK RANGERS



Madison Square Garden • 2 Pennsylvania Plaza, 14th Floor  
New York, NY 10121 • (212) 465-6486  
GM: Glen Sather  
Head Coach: John Tortorella  
PR: John Rosasco, Brendan McIntyre,  
Lauren Buchman, Dino Ticinelli

### 2010-11 SEASON SERIES

#### @ NASHVILLE

| Date         | Score         | W/Goal           |
|--------------|---------------|------------------|
| 27 Nov '10** | NYR 2 @ NSH 1 | Erik Christensen |

### GOALS BY PERIOD

|            | 1st | 2nd | 3rd | OT | Total |
|------------|-----|-----|-----|----|-------|
| Nashville  | 1   | 0   | 0   | -  | 1     |
| NY Rangers | 0   | 0   | 1   | -  | 1     |

#### @ NY RANGERS

| Date     | Score | W/Goal |
|----------|-------|--------|
| No Games |       |        |

\* overtime \*\* shootout

### SHOTS BY PERIOD

|            | 1st | 2nd | 3rd | OT | Total |
|------------|-----|-----|-----|----|-------|
| Nashville  | 13  | 5   | 11  | 1  | 30    |
| NY Rangers | 11  | 7   | 5   | 1  | 24    |

### INDIVIDUAL SCORING

| PREDATORS        |    |   |   |   |     |     |    |    |  |
|------------------|----|---|---|---|-----|-----|----|----|--|
| PLAYER           | GP | G | A | P | +/- | PIM | PP | SH |  |
| Colin Wilson     | 1  | 1 | 0 | 1 | 1   | 0   | 0  | 0  |  |
| Francis Bouillon | 1  | 0 | 1 | 1 | 1   | 2   | 0  | 0  |  |
| Marcel Goc       | 1  | 0 | 1 | 1 | 0   | 0   | 0  | 0  |  |
| J-P Dumont       | 1  | 0 | 0 | 0 | -1  | 0   | 0  | 0  |  |
| Martin Erat      | 1  | 0 | 0 | 0 | -1  | 0   | 0  | 0  |  |
| Cody Franson     | 1  | 0 | 0 | 0 | 0   | 0   | 0  | 0  |  |
| Patric Hornqvist | 1  | 0 | 0 | 0 | 0   | 0   | 0  | 0  |  |
| Kevin Klein      | 1  | 0 | 0 | 0 | 0   | 0   | 0  | 0  |  |
| Sergei Kostitsyn | 1  | 0 | 0 | 0 | 1   | 0   | 0  | 0  |  |
| Shane O'Brien    | 1  | 0 | 0 | 0 | 0   | 5   | 0  | 0  |  |
| Cal O'Reilly     | 1  | 0 | 0 | 0 | 0   | 0   | 0  | 0  |  |
| Jerred Smithson  | 1  | 0 | 0 | 0 | 0   | 0   | 0  | 0  |  |
| Nick Spaling     | 1  | 0 | 0 | 0 | 0   | 0   | 0  | 0  |  |
| Steve Sullivan   | 1  | 0 | 0 | 0 | 0   | 0   | 0  | 0  |  |
| Ryan Suter       | 1  | 0 | 0 | 0 | -1  | 0   | 0  | 0  |  |
| Jordin Tootoo    | 1  | 0 | 0 | 0 | 0   | 9   | 0  | 0  |  |
| Joel Ward        | 1  | 0 | 0 | 0 | 0   | 0   | 0  | 0  |  |
| Shea Weber       | 1  | 0 | 0 | 0 | 0   | 0   | 0  | 0  |  |

Power Play: 0-3 0.0% / Penalty Killing: 4-4 100.0%

| NY RANGERS        |    |   |   |   |     |     |    |    |  |
|-------------------|----|---|---|---|-----|-----|----|----|--|
| PLAYER            | GP | G | A | P | +/- | PIM | PP | SH |  |
| Ryan Callahan     | 1  | 1 | 0 | 1 | 1   | 0   | 0  | 0  |  |
| Michael Del Zotto | 1  | 0 | 1 | 1 | 0   | 0   | 0  | 0  |  |
| Brandon Dubinsky  | 1  | 0 | 1 | 1 | 1   | 0   | 0  | 0  |  |
| Artem Anisimov    | 1  | 0 | 0 | 0 | 0   | 0   | 0  | 0  |  |
| Sean Avery        | 1  | 0 | 0 | 0 | 0   | 7   | 0  | 0  |  |
| Brian Boyle       | 1  | 0 | 0 | 0 | 0   | 2   | 0  | 0  |  |
| Erik Christensen  | 1  | 0 | 0 | 0 | 0   | 0   | 0  | 0  |  |
| Steve Eminger     | 1  | 0 | 0 | 0 | 0   | 0   | 0  | 0  |  |
| Ruslan Fedotenko  | 1  | 0 | 0 | 0 | 0   | 2   | 0  | 0  |  |
| Alex Frolov       | 1  | 0 | 0 | 0 | 0   | 2   | 0  | 0  |  |
| Matt Gilroy       | 1  | 0 | 0 | 0 | -1  | 0   | 0  | 0  |  |
| Dan Girardi       | 1  | 0 | 0 | 0 | 0   | 0   | 0  | 0  |  |
| Brandon Prust     | 1  | 0 | 0 | 0 | 0   | 5   | 0  | 0  |  |
| Michel Rozsival   | 1  | 0 | 0 | 0 | 0   | 0   | 0  | 0  |  |
| Michael Sauer     | 1  | 0 | 0 | 0 | 0   | 0   | 0  | 0  |  |
| Marc Staal        | 1  | 0 | 0 | 0 | 0   | 0   | 0  | 0  |  |
| Derek Stepan      | 1  | 0 | 0 | 0 | 0   | 0   | 0  | 0  |  |
| Todd White        | 1  | 0 | 0 | 0 | -1  | 0   | 0  | 0  |  |

Power Play: 0-4 0.0% / Penalty Killing: 3-3 100.0%

### GOALTENDING

| PREDATORS   |    |     |        |    |    |    |      |      |
|-------------|----|-----|--------|----|----|----|------|------|
|             | GP | MIN | W-L-OT | GA | SA | SV | GAA  | SV%  |
| Pekka Rinne | 1  | 65  | 0-0-1  | 1  | 24 | 23 | 0.92 | .958 |

| RANGERS          |    |     |        |    |    |    |      |      |
|------------------|----|-----|--------|----|----|----|------|------|
|                  | GP | MIN | W-L-OT | GA | SA | SV | GAA  | SV%  |
| Henrik Lundqvist | 1  | 65  | 1-0-0  | 1  | 30 | 29 | 0.92 | .967 |

| Season        | OVERALL   |          |          |          |           |           |           | HOME     |          |          |          |          |           |           | ROAD     |          |          |          |           |           |           |
|---------------|-----------|----------|----------|----------|-----------|-----------|-----------|----------|----------|----------|----------|----------|-----------|-----------|----------|----------|----------|----------|-----------|-----------|-----------|
|               | GP        | W        | L        | OT       | PTS       | GF        | GA        | GP       | W        | L        | OT       | PTS      | GF        | GA        | GP       | W        | L        | OT       | PTS       | GF        | GA        |
| 1998-99       | 2         | 0        | 2        | 0        | 0         | 5         | 12        | 1        | 0        | 1        | 0        | 0        | 4         | 7         | 1        | 0        | 1        | 0        | 0         | 1         | 5         |
| 1999-00       | 1         | 0        | 1        | 0        | 0         | 1         | 5         | 0        | 0        | 0        | 0        | 0        | 0         | 0         | 1        | 0        | 1        | 0        | 0         | 1         | 5         |
| 2000-01       | 2         | 2        | 0        | 0        | 4         | 8         | 4         | 1        | 1        | 0        | 0        | 2        | 5         | 2         | 1        | 1        | 0        | 0        | 2         | 3         | 2         |
| 2001-02       | 1         | 1        | 0        | 0        | 2         | 4         | 2         | 0        | 0        | 0        | 0        | 0        | 0         | 0         | 1        | 1        | 0        | 0        | 2         | 4         | 2         |
| 2002-03       | 2         | 0        | 1        | 1        | 1         | 4         | 6         | 1        | 0        | 1        | 0        | 0        | 2         | 4         | 1        | 0        | 0        | 1        | 1         | 2         | 2         |
| 2003-04       | 2         | 2        | 0        | 0        | 4         | 6         | 3         | 1        | 1        | 0        | 0        | 2        | 2         | 1         | 1        | 1        | 0        | 0        | 2         | 4         | 2         |
| 2005-06       | 1         | 0        | 1        | 0        | 0         | 1         | 5         | 1        | 0        | 1        | 0        | 0        | 1         | 5         | 0        | 0        | 0        | 0        | 0         | 0         | 0         |
| 2006-07       | 1         | 1        | 0        | 0        | 2         | 3         | 0         | 0        | 0        | 0        | 0        | 0        | 0         | 0         | 1        | 1        | 0        | 0        | 2         | 3         | 0         |
| 2008-09       | 1         | 0        | 1        | 0        | 0         | 2         | 4         | 1        | 0        | 1        | 0        | 0        | 2         | 4         | 0        | 0        | 0        | 0        | 0         | 0         | 0         |
| 2009-10       | 1         | 1        | 0        | 0        | 2         | 2         | 1         | 0        | 0        | 0        | 0        | 0        | 0         | 0         | 1        | 1        | 0        | 0        | 2         | 2         | 1         |
| 2010-11       | 1         | 0        | 0        | 1        | 1         | 1         | 2         | 1        | 0        | 0        | 1        | 1        | 1         | 2         | 0        | 0        | 0        | 0        | 0         | 0         | 0         |
| <b>Totals</b> | <b>15</b> | <b>7</b> | <b>6</b> | <b>2</b> | <b>16</b> | <b>37</b> | <b>44</b> | <b>7</b> | <b>2</b> | <b>4</b> | <b>1</b> | <b>5</b> | <b>17</b> | <b>25</b> | <b>8</b> | <b>5</b> | <b>2</b> | <b>1</b> | <b>11</b> | <b>20</b> | <b>19</b> |

OT column includes both ties and overtime losses in 1999-00, 2000-01, 2001-02, 2002-03 (one road tie) and 2003-04. OT column includes ties in 1998-99.

| DATE    | VISITOR           | HOME                        |
|---------|-------------------|-----------------------------|
| 1998-99 | November 29, 1998 | Nashville 1 NY RANGERS 5    |
|         | February 15, 1999 | NY RANGERS 7 Nashville 4    |
| 1999-00 | January 31, 2000  | Nashville 1 NY RANGERS 5    |
| 2000-01 | December 23, 2000 | NASHVILLE 3 NY Rangers 2 OT |
|         | March 4, 2001     | NY Rangers 2 NASHVILLE 5    |
| 2001-02 | December 12, 2001 | NASHVILLE 4 NY Rangers 2    |
| 2002-03 | October 19, 2002  | Nashville 2 NY Rangers 2 OT |
|         | January 23, 2003  | NY RANGERS 4 Nashville 2    |

| DATE    | VISITOR           | HOME                        |
|---------|-------------------|-----------------------------|
| 2003-04 | February 28, 2004 | NY Rangers 1 NASHVILLE 2 OT |
|         | March 25, 2004    | NASHVILLE 4 NY Rangers 2    |
| 2005-06 | December 8, 2005  | NY RANGERS 5 Nashville 1    |
| 2006-07 | October 18, 2006  | NASHVILLE 3 NY Rangers 0    |
| 2008-09 | March 12, 2009    | NY RANGERS 4 Nashville 2    |
| 2009-10 | February 10, 2010 | NASHVILLE 2 NY Rangers 1    |
| 2010-11 | November 27, 2010 | NY RANGERS 2 Nashville 1 SO |

|                          | OVERALL  | AT NASHVILLE                         | AT NY RANGERS                                 |
|--------------------------|--|--------------------------------------|---|
| Current Trend            | 1 NY Rangers win (11/27/10)  | 3 NY Rangers wins (12/8/05-11/27/10) | NSH unbeaten in 6 (5-0-1-0, 12/23/00-2/10/10) |
| Last Win                 | 2/10/10 (2-1)  | 2/28/04 (2-1 OT)                     | 2/10/10 (2-1)                                 |
| Last Loss                | 11/27/10 (1-2 SO)  | 11/27/10 (1-2 SO)                    | 1/31/00 (1-5)                                 |
| Last Tie                 | 10/19/02 (2-2 OT)  | None                                 | 10/19/02 (2-2 OT)                             |
| Overtime Record          | 2-1-1  | 1-1-2                                | 1-0-1   |
| Longest Unbeaten Break   | 4 (3-0-1-0, 12/23/00-10/19/02)   | None                                 | 6 (5-0-1-0, 12/23/00-2/10/10)                 |
| Longest Winning Streak   | 3 (12/23/00-12/12/01)  | None                                 | 3 (3/25/04-2/10/10)                           |
| Longest Winless Streak   | 3 (0-3-0-0, 11/29/98-1/31/00)  | 3 (0-2-1-0, 12/8/05-11/27/10)        | 2 (0-2-0-0, 11/29/98-1/31/00)                 |
| Longest Losing Streak    | 3 (11/29/98-1/31/00)   | 3 (12/8/05-11/27/10)                 | 2 (11/29/98-1/31/00)                          |
| Most Goals by Nashville  | 5 (3/4/01, 5-2)  | 5 (3/4/01, 5-2)                      | 4 (twice, last 3/25/04, 4-2)                  |
| Most Goals by NY Rangers | 7 (2/15/99, 4-7)   | 7 (2/15/99, 4-7)                     | 5 (twice, last 1/31/00, 1-5)                  |
| Most Goals by Both Teams | 11 (2/15/99, 4-7)  | 11 (2/15/99, 4-7)                    | 6 (four times, last 3/25/04, 4-2)             |
| Last Five Games          | 2-2-1  | 1-3-(0)-1                            | 4-0-(1)-0                                     |
| Last Ten Games           | 5-3-(1)-1  | 2-4-(0)-1                            | 5-2-(1)-0                                     |
| Last Transaction         | 7/2/11: Acquired forward Brodie Dupont for forward Andreas Thuresson.  |                                      |   |
| Series Notes             | 2/10/10: Colin Wilson scored his first career game-winning goal/power-play goal and Dan Ellis stopped 37-of-38 Ranger shots in a 2-1 victory at Madison Square Garden... 10/18/06: Tomas Vokoun stopped 38 shots in a 3-0 shootout win at Madison Square Garden... 2/28/04: Andrew Hutchinson scored the overtime game-winner (3-50) in a 2-1 win... 1/23/03: New York's Mike Dunham stopped Rem Murray on a penalty shot... 12/23/00: David Legwand scored the first overtime penalty-shot goal in NHL history (vs. Kirk McLean) to power Nashville to a 3-2 win over the Rangers at Madison Square Garden... 2/15/99: Wayne Gretzky posted five points (5a) in the Rangers' 7-4 win. Gretzky's only game at Bridgestone Arena. |                                      |   |
| 2011-12 Schedule         | None   |                                      | 1/17/12: Nashville at NY Rangers              |





# NHL & OPPONENTS

## OTTAWA SENATORS



Scotiabank Place • 1000 Palladium Drive  
Ottawa, ON K2V 1A5 • (613) 599-0250  
GM: Bryan Murray  
Head Coach: Paul MacLean  
PR: Brian Morris; Chris Moore

### 2010-11 SEASON SERIES

| @ NASHVILLE |               |              |
|-------------|---------------|--------------|
| Date        | Score         | W/Goal       |
| 23 Dec '10  | OTT 2 @ NSH 1 | Nick Foligno |

### GOALS BY PERIOD

|           | 1st | 2nd | 3rd | OT | Total |
|-----------|-----|-----|-----|----|-------|
| Nashville | 0   | 1   | 0   | -  | 1     |
| Ottawa    | 1   | 1   | 0   | -  | 2     |

### INDIVIDUAL SCORING

| PREDATORS        |    |   |   |   |     |     |    |    |  |
|------------------|----|---|---|---|-----|-----|----|----|--|
| PLAYER           | GP | G | A | P | +/- | PIM | PP | SH |  |
| Marcel Goc       | 1  | 1 | 0 | 1 | 1   | 0   | 0  | 0  |  |
| Cody Franson     | 1  | 0 | 1 | 1 | 1   | 0   | 0  | 0  |  |
| Francis Bouillon | 1  | 0 | 0 | 0 | 0   | 0   | 0  | 0  |  |
| J-P Dumont       | 1  | 0 | 0 | 0 | 0   | 0   | 0  | 0  |  |
| Martin Erat      | 1  | 0 | 0 | 0 | 0   | 0   | 0  | 0  |  |
| Patric Hornqvist | 1  | 0 | 0 | 0 | 0   | 0   | 0  | 0  |  |
| Kevin Klein      | 1  | 0 | 0 | 0 | -1  | 0   | 0  | 0  |  |
| Sergei Kostitsyn | 1  | 0 | 0 | 0 | 0   | 0   | 0  | 0  |  |
| Shane O'Brien    | 1  | 0 | 0 | 0 | 0   | 4   | 0  | 0  |  |
| Cal O'Reilly     | 1  | 0 | 0 | 0 | -1  | 0   | 0  | 0  |  |
| Jerred Smithson  | 1  | 0 | 0 | 0 | 0   | 2   | 0  | 0  |  |
| Nick Spaling     | 1  | 0 | 0 | 0 | 0   | 0   | 0  | 0  |  |
| Steve Sullivan   | 1  | 0 | 0 | 0 | -1  | 0   | 0  | 0  |  |
| Ryan Suter       | 1  | 0 | 0 | 0 | 0   | 0   | 0  | 0  |  |
| Jordin Tootoo    | 1  | 0 | 0 | 0 | 1   | 2   | 0  | 0  |  |
| Joel Ward        | 1  | 0 | 0 | 0 | 0   | 2   | 0  | 0  |  |
| Shea Weber       | 1  | 0 | 0 | 0 | 0   | 0   | 0  | 0  |  |
| Colin Wilson     | 1  | 0 | 0 | 0 | 0   | 0   | 0  | 0  |  |

Power Play: 0-4 0.0% / Penalty Killing: 4-5 80.0%

### GOALTENDING

| PREDATORS   |    |     |        |    |    |    |      |      |
|-------------|----|-----|--------|----|----|----|------|------|
|             | GP | MIN | W-L-OT | GA | SA | SV | GAA  | SV%  |
| Pekka Rinne | 1  | 59  | 0-1-0  | 2  | 30 | 28 | 2.03 | .933 |

| SENATORS      |    |     |        |    |    |    |      |      |
|---------------|----|-----|--------|----|----|----|------|------|
|               | GP | MIN | W-L-OT | GA | SA | SV | GAA  | SV%  |
| Brian Elliott | 1  | 60  | 1-0-0  | 1  | 26 | 25 | 1.01 | .962 |

| @ OTTAWA |       |        |
|----------|-------|--------|
| Date     | Score | W/Goal |
| No Games |       |        |

### SHOTS BY PERIOD

|           | 1st | 2nd | 3rd | OT | Total |
|-----------|-----|-----|-----|----|-------|
| Nashville | 10  | 9   | 7   | -  | 26    |
| Ottawa    | 14  | 9   | 7   | -  | 30    |

| SENATORS          |    |   |   |   |     |     |    |    |  |  |
|-------------------|----|---|---|---|-----|-----|----|----|--|--|
| PLAYER            | GP | G | A | P | +/- | PIM | PP | SH |  |  |
| Nick Foligno      | 1  | 1 | 0 | 1 | 0   | 2   | 1  | 0  |  |  |
| Alex Kovalev      | 1  | 1 | 0 | 1 | 1   | 0   | 0  | 0  |  |  |
| Filip Kubsa       | 1  | 0 | 1 | 1 | -1  | 0   | 0  | 0  |  |  |
| Milan Michalek    | 1  | 0 | 1 | 1 | -1  | 0   | 0  | 0  |  |  |
| Peter Regin       | 1  | 0 | 1 | 1 | 1   | 0   | 0  | 0  |  |  |
| Daniel Alfreðsson | 1  | 0 | 0 | 0 | 0   | 0   | 0  | 0  |  |  |
| Chris Campoli     | 1  | 0 | 0 | 0 | 0   | 0   | 0  | 0  |  |  |
| Mike Fisher       | 1  | 0 | 0 | 0 | 0   | 0   | 0  | 0  |  |  |
| Sergei Gonchar    | 1  | 0 | 0 | 0 | 0   | 0   | 0  | 0  |  |  |
| Erik Karlsson     | 1  | 0 | 0 | 0 | 1   | 0   | 0  | 0  |  |  |
| Chris Kelly       | 1  | 0 | 0 | 0 | -1  | 0   | 0  | 0  |  |  |
| Brian Lee         | 1  | 0 | 0 | 0 | 0   | 0   | 0  | 0  |  |  |
| Chris Neil        | 1  | 0 | 0 | 0 | 0   | 0   | 0  | 0  |  |  |
| Chris Phillips    | 1  | 0 | 0 | 0 | 0   | 2   | 0  | 0  |  |  |
| Jarkko Ruutu      | 1  | 0 | 0 | 0 | -1  | 2   | 0  | 0  |  |  |
| Ryan Shannon      | 1  | 0 | 0 | 0 | 0   | 0   | 0  | 0  |  |  |
| Jason Spezza      | 1  | 0 | 0 | 0 | 0   | 0   | 0  | 0  |  |  |
| Jesse Winchester  | 1  | 0 | 0 | 0 | 1   | 2   | 0  | 0  |  |  |

Power Play: 1-5 20.0% / Penalty Killing: 4-4 100.0%

|         | OVERALL |   |   |    |     |    |    | HOME |   |   |    |     |    |    | ROAD |   |   |    |     |    |    |
|---------|---------|---|---|----|-----|----|----|------|---|---|----|-----|----|----|------|---|---|----|-----|----|----|
| Season  | GP      | W | L | OT | PTS | GF | GA | GP   | W | L | OT | PTS | GF | GA | GP   | W | L | OT | PTS | GF | GA |
| 1998-99 | 2       | 0 | 2 | 0  | 0   | 2  | 6  | 1    | 0 | 1 | 0  | 0   | 1  | 3  | 1    | 0 | 1 | 0  | 0   | 1  | 3  |
| 1999-00 | 1       | 1 | 0 | 0  | 2   | 2  | 1  | 0    | 0 | 0 | 0  | 0   | 0  | 0  | 1    | 1 | 0 | 0  | 2   | 2  | 1  |
| 2000-01 | 1       | 0 | 1 | 0  | 0   | 0  | 4  | 1    | 0 | 1 | 0  | 0   | 0  | 4  | 0    | 0 | 0 | 0  | 0   | 0  | 0  |
| 2001-02 | 2       | 1 | 1 | 0  | 2   | 6  | 5  | 1    | 1 | 0 | 0  | 2   | 4  | 2  | 1    | 0 | 1 | 0  | 0   | 2  | 3  |
| 2002-03 | 2       | 1 | 1 | 0  | 2   | 3  | 6  | 1    | 1 | 0 | 0  | 2   | 3  | 2  | 1    | 0 | 1 | 0  | 0   | 0  | 4  |
| 2003-04 | 1       | 0 | 1 | 0  | 0   | 2  | 4  | 0    | 0 | 0 | 0  | 0   | 0  | 0  | 1    | 0 | 1 | 0  | 0   | 2  | 4  |
| 2006-07 | 1       | 1 | 0 | 0  | 2   | 6  | 0  | 1    | 1 | 0 | 0  | 2   | 6  | 0  | 0    | 0 | 0 | 0  | 0   | 0  | 0  |
| 2007-08 | 1       | 1 | 0 | 0  | 2   | 6  | 5  | 0    | 0 | 0 | 0  | 0   | 0  | 0  | 1    | 1 | 0 | 0  | 2   | 6  | 5  |
| 2008-09 | 1       | 0 | 1 | 0  | 0   | 0  | 2  | 1    | 0 | 1 | 0  | 0   | 0  | 2  | 0    | 0 | 0 | 0  | 0   | 0  | 0  |
| 2009-10 | 1       | 1 | 0 | 0  | 2   | 6  | 5  | 0    | 0 | 0 | 0  | 0   | 0  | 0  | 1    | 1 | 0 | 0  | 2   | 6  | 5  |
| 2010-11 | 1       | 0 | 1 | 0  | 0   | 1  | 2  | 1    | 0 | 1 | 0  | 0   | 1  | 2  | 0    | 0 | 0 | 0  | 0   | 0  | 0  |
| Totals  | 14      | 6 | 8 | 0  | 12  | 34 | 40 | 7    | 3 | 4 | 0  | 6   | 15 | 15 | 7    | 3 | 4 | 0  | 6   | 19 | 25 |

OT column includes both ties and overtime losses in 1999-00, 2000-01, 2001-02, 2002-03 and 2003-04. OT column includes ties in 1999-99.

| DATE    | VISITOR           | HOME                 |
|---------|-------------------|----------------------|
| 1998-99 | October 17, 1998  | Nashville 1 OTTAWA 3 |
|         | December 1, 1998  | OTTAWA 3 Nashville 1 |
| 1999-00 | November 11, 1999 | NASHVILLE 2 Ottawa 1 |
| 2000-01 | March 24, 2001    | OTTAWA 4 Nashville 0 |
| 2001-02 | November 10, 2001 | Nashville 2 OTTAWA 3 |
|         | December 6, 2001  | Ottawa 2 NASHVILLE 4 |
| 2002-03 | December 30, 2002 | Ottawa 2 NASHVILLE 3 |
|         | February 22, 2003 | Nashville 0 OTTAWA 4 |

| DATE    | VISITOR           | HOME                    |
|---------|-------------------|-------------------------|
| 2003-04 | March 6, 2004     | Nashville 2 OTTAWA 4    |
| 2006-07 | December 14, 2006 | Ottawa 0 NASHVILLE 6    |
| 2007-08 | November 29, 2007 | NASHVILLE 6 Ottawa 5    |
| 2008-09 | February 16, 2009 | OTTAWA 2 Nashville 0    |
| 2009-10 | October 22, 2009  | NASHVILLE 6 Ottawa 5 OT |
| 2010-11 | December 23, 2010 | OTTAWA 2 Nashville 1    |

|                          | OVERALL  | AT NASHVILLE                            | AT OTTAWA                            |
|--------------------------|--|---|--------------------------------------|
| Current Trend            | 1 Ottawa win (12/23/10)  | 2 Ottawa wins (2/16/09-12/23/10)        | 2 Nashville wins (11/29/07-10/22/09) |
| Last Win                 | 10/22/09 (6-5 OT)  | 12/14/06 (6-0)                          | 10/22/09 (6-5 OT)                    |
| Last Loss                | 12/23/10 (1-2)   | 12/23/10 (1-2)                          | 3/6/04 (2-4)                         |
| Last Tie                 | None   | None                                    | None                                 |
| Overtime Record          | 1-0-0  | 0-0-0                                   | 1-0-0                                |
| Longest Unbeaten Streak  | 2 (twice, last 2-0-0, 12/14/06-11/29/07)   | 3 (3-0-0-0, 12/6/01-12/14/06)           | 2 (2-0-0, 11/29/07-10/22/09)         |
| Longest Winning Streak   | 2 (twice, last 12/14/06-11/29/07)  | 3 (12/6/01-12/14/06)                    | 2 (11/29/07-10/22/09)                |
| Longest Winless Streak   | 2 (three times, last 0-2-0-0, 2/22/03-3/6/04)  | 2 (twice, last 0-2-0, 2/16/09-12/23/10) | 3 (0-3-0-0, 11/10/01-3/6/04)         |
| Longest Losing Streak    | 2 (three times, last 2/22/03-3/6/04)   | 2 (twice, last 12/09-12/23/10)          | 3 (11/10/01-3/6/04)                  |
| Most Goals by Nashville  | 6 (three times, last 10/22/09, 6-5 OT)   | 6 (12/14/06, 6-0)                       | 6 (twice, last 10/22/09, 6-5 OT)     |
| Most Goals by Ottawa     | 5 (twice, last 10/22/09, 6-5 OT)   | 4 (3/24/01, 0-4)                        | 5 (twice, last 10/22/09, 6-5 OT)     |
| Most Goals by Both Teams | 11 (twice, last 10/22/09, 6-5 OT)  | 6 (twice, last 12/14/06, 6-0)           | 11 (twice, last 10/22/09, 6-5 OT)    |
| Last Five Games          | 3-2-0  | 3-2-(0)-0                               | 2-3-(0)-0                            |
| Last Ten Games           | 5-5-(0)-0  | 3-4-(0)-0                               | 3-4-(0)-0                            |
| Last Transaction         | 2/24/11: Forward Marek Svatos claimed on waivers by Ottawa.  |   |                                      |
| Series Notes             | 10/22/09: J.P. Dumont tied a franchise record for points in a game (1g-5a), and defensemen provided a franchise-record five of six goals in a 6-5 overtime victory at Scotiabank Place. 11/29/07: After Ottawa rallied with two goals to knot the score at 5-5, Martin Erat scored the game winner with 23 seconds remaining in regulation to cap a 6-5 win at Scotiabank Place. 12/14/06: Steve Sullivan scored three goals in a span of 5:56 as the Predators shut out Ottawa 6-0 at Bridgestone Arena. Chris Mason earned the win in net with 22 saves. 12/17/98: Eric Fichaud stopped the first penalty shot taken against the Predators (awarded to Shaun Van Allen). 10/17/98: Ottawa's Magnus Arvedsson scored the first shorthanded goal against Nashville in the Senators' 3-1 win. |   |                                      |
| 2011-12 Schedule         | None   | 2/9/12: Nashville at Ottawa             |                                      |



# NHL & OPPONENTS

## PHILADELPHIA FLYERS



Wells Fargo Center • 3601 South Broad St.  
Philadelphia, PA 19148 • (215) 465-4500  
GM: Paul Holmgren  
Head Coach: Peter Laviolette  
PR: Zack Hill, Joe Siville

### 2010-11 SEASON SERIES

| @ NASHVILLE |       |        |
|-------------|-------|--------|
| Date        | Score | W/Goal |
| No Games    |       |        |

### GOALS BY PERIOD

|              | 1st | 2nd | 3rd | OT | Total |
|--------------|-----|-----|-----|----|-------|
| Nashville    | 1   | 0   | 1   | -  | 2     |
| Philadelphia | 1   | 0   | 2   | -  | 3     |

### INDIVIDUAL SCORING

| PREDATORS        |    |   |   |   |     |     |    |    |   |
|------------------|----|---|---|---|-----|-----|----|----|---|
| PLAYER           | GP | G | A | P | +/- | PIM | PP | SH |   |
| Marcel Goc       | 1  | 1 | 0 | 1 | 0   | 0   | 0  | 0  | 0 |
| Joel Ward        | 1  | 1 | 0 | 1 | -1  | 2   | 1  | 0  | 0 |
| Martin Erat      | 1  | 0 | 1 | 1 | -1  | 0   | 0  | 0  | 0 |
| Cody Franson     | 1  | 0 | 1 | 1 | 1   | 0   | 0  | 0  | 0 |
| Shea Weber       | 1  | 0 | 1 | 1 | -1  | 0   | 0  | 0  | 0 |
| Colin Wilson     | 1  | 0 | 1 | 1 | 1   | 0   | 0  | 0  | 0 |
| J-P Dumont       | 1  | 0 | 0 | 0 | 0   | 0   | 0  | 0  | 0 |
| Matt Halischuk   | 1  | 0 | 0 | 0 | 0   | 0   | 0  | 0  | 0 |
| Patric Hornqvist | 1  | 0 | 0 | 0 | 1   | 0   | 0  | 0  | 0 |
| Kevin Klein      | 1  | 0 | 0 | 0 | -1  | 7   | 0  | 0  | 0 |
| Sergei Kostitsyn | 1  | 0 | 0 | 0 | -1  | 0   | 0  | 0  | 0 |
| David Legwand    | 1  | 0 | 0 | 0 | 0   | 0   | 0  | 0  | 0 |
| Chris Mueller    | 1  | 0 | 0 | 0 | 0   | 0   | 0  | 0  | 0 |
| Shane O'Brien    | 1  | 0 | 0 | 0 | 1   | 0   | 0  | 0  | 0 |
| Jerred Smithson  | 1  | 0 | 0 | 0 | -1  | 0   | 0  | 0  | 0 |
| Nick Spaling     | 1  | 0 | 0 | 0 | -1  | 0   | 0  | 0  | 0 |
| Alexander Sulzer | 1  | 0 | 0 | 0 | -1  | 0   | 0  | 0  | 0 |
| Ryan Suter       | 1  | 0 | 0 | 0 | -1  | 0   | 0  | 0  | 0 |

Power Play: 1-2 50.0% / Penalty Killing: 1-2 50.0%

### GOALTENDING

| PREDATORS       | GP | MIN | W-L-OT | GA | SA | SV | GAA  | SV%  |
|-----------------|----|-----|--------|----|----|----|------|------|
| Anders Lindback | 1  | 59  | 0-1-0  | 3  | 29 | 26 | 3.05 | .897 |

### FLYERS

|                  | GP | MIN | W-L-OT | GA | SA | SV | GAA  | SV%  |
|------------------|----|-----|--------|----|----|----|------|------|
| Sergei Bobrovsky | 1  | 60  | 1-0-0  | 2  | 28 | 26 | 2.01 | .929 |

| @ PHILADELPHIA |               |             |
|----------------|---------------|-------------|
| Date           | Score         | W/Goal      |
| 03 Feb 11      | NSH 2 @ PHI 3 | Ville Leino |

### SHOTS BY PERIOD

|              | 1st | 2nd | 3rd | OT | Total |
|--------------|-----|-----|-----|----|-------|
| Nashville    | 8   | 13  | 7   | -  | 28    |
| Philadelphia | 9   | 8   | 12  | -  | 29    |

| FLYERS             |    |   |   |   |     |     |    |    |   |
|--------------------|----|---|---|---|-----|-----|----|----|---|
| PLAYER             | GP | G | A | P | +/- | PIM | PP | SH |   |
| Jeff Carter        | 1  | 1 | 2 | 3 | 2   | 0   | 0  | 0  | 0 |
| Ville Leino        | 1  | 2 | 0 | 2 | 0   | 0   | 1  | 0  | 0 |
| Claude Giroux      | 1  | 0 | 2 | 2 | 2   | 2   | 0  | 0  | 0 |
| Mike Richards      | 1  | 0 | 1 | 1 | 0   | 0   | 0  | 0  | 0 |
| Kimmo Timonen      | 1  | 0 | 1 | 1 | 2   | 0   | 0  | 0  | 0 |
| Blair Betts        | 1  | 0 | 0 | 0 | 0   | 0   | 0  | 0  | 0 |
| Danny Briere       | 1  | 0 | 0 | 0 | -1  | 0   | 0  | 0  | 0 |
| Daniel Carcillo    | 1  | 0 | 0 | 0 | -1  | 7   | 0  | 0  | 0 |
| Matt Carle         | 1  | 0 | 0 | 0 | -1  | 0   | 0  | 0  | 0 |
| Braydon Coburn     | 1  | 0 | 0 | 0 | 2   | 0   | 0  | 0  | 0 |
| Scott Hartnell     | 1  | 0 | 0 | 0 | 0   | 0   | 0  | 0  | 0 |
| Andrej Meszaros    | 1  | 0 | 0 | 0 | -1  | 0   | 0  | 0  | 0 |
| Andreas Nodl       | 1  | 0 | 0 | 0 | 0   | 0   | 0  | 0  | 0 |
| Sean O'Donnell     | 1  | 0 | 0 | 0 | 0   | 0   | 0  | 0  | 0 |
| Darroll Powe       | 1  | 0 | 0 | 0 | 0   | 0   | 0  | 0  | 0 |
| Chris Pronger      | 1  | 0 | 0 | 0 | 0   | 0   | 0  | 0  | 0 |
| James van Riemsdyk | 1  | 0 | 0 | 0 | 0   | 0   | 0  | 0  | 0 |
| Nikolay Zherdev    | 1  | 0 | 0 | 0 | 1   | 0   | 0  | 0  | 0 |

Power Play: 1-2 50.0% / Penalty Killing: 1-2 50.0%

|         | OVERALL |   |   |    |     |    |    | HOME |   |   |    |     |    |    | ROAD |   |   |    |     |    |    |
|---------|---------|---|---|----|-----|----|----|------|---|---|----|-----|----|----|------|---|---|----|-----|----|----|
| Season  | GP      | W | L | OT | PTS | GF | GA | GP   | W | L | OT | PTS | GF | GA | GP   | W | L | OT | PTS | GF | GA |
| 1998-99 | 2       | 0 | 2 | 0  | 0   | 1  | 10 | 1    | 0 | 1 | 0  | 0   | 1  | 2  | 1    | 0 | 1 | 0  | 0   | 0  | 8  |
| 1999-00 | 2       | 0 | 1 | 1  | 1   | 1  | 3  | 1    | 0 | 1 | 0  | 0   | 0  | 2  | 1    | 0 | 0 | 1  | 1   | 1  | 1  |
| 2000-01 | 2       | 1 | 0 | 1  | 3   | 5  | 3  | 1    | 0 | 0 | 1  | 1   | 2  | 2  | 1    | 1 | 0 | 0  | 2   | 3  | 1  |
| 2001-02 | 1       | 1 | 0 | 0  | 2   | 3  | 2  | 0    | 0 | 0 | 0  | 0   | 0  | 0  | 1    | 1 | 0 | 0  | 2   | 3  | 2  |
| 2002-03 | 1       | 0 | 0 | 1  | 1   | 1  | 1  | 1    | 0 | 0 | 1  | 1   | 1  | 1  | 0    | 0 | 0 | 0  | 0   | 0  | 0  |
| 2003-04 | 1       | 0 | 1 | 0  | 0   | 2  | 5  | 0    | 0 | 0 | 0  | 0   | 0  | 0  | 1    | 0 | 1 | 0  | 0   | 2  | 5  |
| 2005-06 | 1       | 1 | 0 | 0  | 2   | 4  | 3  | 1    | 1 | 0 | 0  | 2   | 4  | 3  | 0    | 0 | 0 | 0  | 0   | 0  | 0  |
| 2006-07 | 1       | 1 | 0 | 0  | 2   | 3  | 2  | 0    | 0 | 0 | 0  | 0   | 0  | 0  | 1    | 1 | 0 | 0  | 2   | 3  | 2  |
| 2008-09 | 1       | 0 | 1 | 0  | 0   | 1  | 4  | 0    | 0 | 0 | 0  | 0   | 0  | 0  | 1    | 0 | 1 | 0  | 0   | 1  | 4  |
| 2009-10 | 1       | 1 | 0 | 0  | 2   | 4  | 3  | 1    | 1 | 0 | 0  | 2   | 4  | 3  | 0    | 0 | 0 | 0  | 0   | 0  | 0  |
| 2010-11 | 1       | 0 | 1 | 0  | 0   | 2  | 3  | 0    | 0 | 0 | 0  | 0   | 0  | 0  | 1    | 0 | 1 | 0  | 0   | 2  | 3  |
| Totals  | 14      | 5 | 6 | 3  | 13  | 27 | 39 | 6    | 2 | 2 | 2  | 6   | 12 | 13 | 8    | 3 | 4 | 1  | 7   | 15 | 26 |

OT column includes both ties and overtime losses in 1999-00 (one road tie), 2000-01 (one home tie), 2001-02, 2002-03 (one home tie) and 2003-04. OT column includes ties in 1998-99.

| DATE    | VISITOR           | HOME                          |
|---------|-------------------|-------------------------------|
| 1998-99 | January 11, 1999  | Nashville 0 PHILADELPHIA 8    |
|         | April 1, 1999     | PHILADELPHIA 2 Nashville 1    |
| 1999-00 | December 19, 1999 | Nashville 1 Philadelphia 1 OT |
|         | March 21, 2000    | PHILADELPHIA 2 Nashville 0    |
| 2000-01 | November 2, 2000  | NASHVILLE 3 Philadelphia 1    |
|         | December 12, 2000 | Philadelphia 2 Nashville 2 OT |
| 2001-02 | January 24, 2002  | NASHVILLE 3 Philadelphia 2 OT |

| DATE    | VISITOR           | HOME                          |
|---------|-------------------|-------------------------------|
| 2002-03 | March 25, 2003    | Philadelphia 1 Nashville 1 OT |
| 2003-04 | March 3, 2004     | Nashville 2 PHILADELPHIA 5    |
| 2005-06 | December 3, 2005  | Philadelphia 3 NASHVILLE 4 SO |
| 2006-07 | November 29, 2006 | NASHVILLE 3 Philadelphia 2    |
| 2008-09 | March 7, 2009     | Nashville 1 PHILADELPHIA 4    |
| 2009-10 | March 16, 2010    | Philadelphia 3 NASHVILLE 4 SO |
| 2010-11 | February 3, 2011  | Nashville 2 PHILADELPHIA 3    |

|                            | OVERALL  | AT NASHVILLE                       | AT PHILADELPHIA                     |
|----------------------------|--|------------------------------------|-------------------------------------|
| Current Trend              | 1 Philadelphia win (2/3/11)  | 2 Nashville wins (12/3/05-3/16/10) | 2 Philadelphia wins (3/7/09-2/3/11) |
| Last Win                   | 3/16/10 (4-3 SO)   | 3/16/10 (4-3 SO)                   | 11/29/06 (3-2)                      |
| Last Loss                  | 2/3/11 (2-3)   | 2/3/10 (0-2)                       | 2/3/11 (2-3)                        |
| Last Tie                   | 3/25/03 (1-1 OT)   | 3/25/03 (1-1 OT)                   | 12/19/99 (1-1 OT)                   |
| Overtime Record            | 3-0-3  | 2-0-2                              | 1-0-1                               |
| Longest Unbeaten Streak    | 4 (2-0-2-0, 11/2/00-3/25/03)   | 3 (1-0-2-0, 12/12/00-12/13/05)     | 3 (2-0-1-0, 12/19/99-1/24/02)       |
| Longest Winning Streak     | 2 (12/3/05-11/29/06)   | 2 (11/2/00-1/24/02)                | 2 (11/2/00-1/24/02)                 |
| Longest Winless Streak     | 4 (0-3-1-0, 1/11/99-3/21/00)   | 4 (0-2-2-0, 4/1/99-3/25/03)        | 2 (0-2-0-0, 3/17/09-2/3/11)         |
| Longest Losing Streak      | 2 (1/11-4/1/99)  | 2 (4/1/99-3/21/00)                 | 2 (3/7/09-2/3/11)                   |
| Most Goals by Nashville    | 4 (twice, last 3/16/10, 4-3 SO)  | 4 (twice, last 3/16/10, 4-3 SO)    | 3 (three times, last 11/29/06, 3-2) |
| Most Goals by Philadelphia | 8 (1/11/99, 0-8)   | 8 (1/11/99, 0-8)                   | 8 (1/11/99, 0-8)                    |
| Most Goals by Both Teams   | 8 (1/11/99, 0-8)   | 7 (twice, last 3/16/10, 4-3 SO)    | 8 (1/11/99, 0-8)                    |
| Last Five Games            | 3-2-0  | 2-1-(2)-0                          | 2-3-(0)-0                           |
| Last Ten Games             | 5-3-(2)-0  | 2-2-(2)-0                          | 3-4-(1)-0                           |
| Last Transaction           | 6/19/10: Acquired defenseman Ryan Parent for defenseman Dan Hamhuis.   |                                    |                                     |
| Series Notes               | 3/16/10: Martin Erat scored a goal in regulation and the shootout decider in a 4-3 victory at Bridgestone Arena... 12/3/05: Philadelphia, the last team unbeaten in Nashville, fell for the first time at Bridgestone Arena. Steve Sullivan scored the game-deciding goal in the shootout in a 4-3 win... 1/24/02: Denis Arkhipov scored a 116 of overtime as the Predators defeated the Flyers 3-2... 1/11/99: The Flyers handed the Predators their most decisive loss in franchise history, 8-0. John Vanbiesbrouck made 24 saves for Philadelphia. |                                    |                                     |
| 2011-12 Schedule           | 1/14/12: Philadelphia at Nashville   | 2/2/12: Nashville at Philadelphia  |                                     |





# NHL & OPPONENTS

## PHOENIX COYOTES



6751 White Out Way #200  
Glendale, AZ 85305 • (623) 772-3200  
GM: Don Maloney  
Head Coach: Dave Tippett  
PR: Rich Nairn, Chris Wojcik, Tim Bulmer

### 2010-11 SEASON SERIES

#### @ NASHVILLE

| Date       | Score         | W/Goal           |
|------------|---------------|------------------|
| 19 Feb '11 | PHX 3 @ NSH 2 | Lauri Korpikoski |
| 30 Nov '10 | PHX 0 @ NSH 3 | Shea Weber       |

### GOALS BY PERIOD

|           | 1st | 2nd | 3rd | OT | Total |
|-----------|-----|-----|-----|----|-------|
| Nashville | 5   | 5   | 3   | -  | 13    |
| Phoenix   | 3   | 3   | 3   | -  | 9     |

#### @ PHOENIX

| Date       | Score         | W/Goal        |
|------------|---------------|---------------|
| 18 Jan '11 | NSH 5 @ PHX 2 | J-P Dumont    |
| 03 Nov '10 | NSH 3 @ PHX 4 | Ed Jovanovski |

### SHOTS BY PERIOD

|           | 1st | 2nd | 3rd | OT | Total |
|-----------|-----|-----|-----|----|-------|
| Nashville | 26  | 40  | 41  | -  | 107   |
| Phoenix   | 39  | 44  | 38  | -  | 121   |

### INDIVIDUAL SCORING

| PLAYER           | PREDATORS |   |   |   |     |     |    |    |  |  |
|------------------|-----------|---|---|---|-----|-----|----|----|--|--|
|                  | GP        | G | A | P | +/- | PIM | PP | SH |  |  |
| Patric Hornqvist | 4         | 3 | 2 | 5 | 1   | 2   | 1  | 0  |  |  |
| J-P Dumont       | 4         | 3 | 0 | 3 | 3   | 0   | 0  | 0  |  |  |
| Jordin Tootoo    | 3         | 1 | 2 | 3 | 2   | 0   | 0  | 0  |  |  |
| Martin Erat      | 3         | 0 | 3 | 3 | 2   | 2   | 0  | 0  |  |  |
| Sergei Kostitsyn | 4         | 2 | 0 | 2 | 0   | 2   | 1  | 0  |  |  |
| Shea Weber       | 4         | 2 | 0 | 2 | -1  | 2   | 1  | 0  |  |  |
| Cal O'Reilly     | 2         | 1 | 1 | 2 | -1  | 0   | 1  | 0  |  |  |
| Colin Wilson     | 4         | 0 | 2 | 2 | 2   | 0   | 0  | 0  |  |  |
| Steve Sullivan   | 3         | 0 | 2 | 2 | -1  | 0   | 0  | 0  |  |  |
| Matt Halischuk   | 1         | 0 | 2 | 2 | 2   | 0   | 0  | 0  |  |  |
| Chris Mueller    | 1         | 0 | 2 | 2 | 2   | 0   | 0  | 0  |  |  |
| Francis Bouillon | 2         | 1 | 0 | 1 | -1  | 0   | 0  | 0  |  |  |
| Kevin Klein      | 4         | 0 | 1 | 1 | 2   | 0   | 0  | 0  |  |  |
| Jerred Smithson  | 4         | 0 | 1 | 1 | -1  | 2   | 0  | 0  |  |  |
| Joel Ward        | 4         | 0 | 1 | 1 | 1   | 2   | 0  | 0  |  |  |
| Marcel Goc       | 3         | 0 | 1 | 1 | 1   | 0   | 0  | 0  |  |  |
| Ryan Suter       | 3         | 0 | 1 | 1 | 1   | 6   | 0  | 0  |  |  |
| Mike Fisher      | 1         | 0 | 1 | 1 | -1  | 0   | 0  | 0  |  |  |
| Cody Franson     | 4         | 0 | 0 | 0 | 1   | 4   | 0  | 0  |  |  |
| Shane O'Brien    | 4         | 0 | 0 | 0 | 1   | 2   | 0  | 0  |  |  |
| Nick Spaling     | 4         | 0 | 0 | 0 | -2  | 2   | 0  | 0  |  |  |
| David Legwand    | 3         | 0 | 0 | 0 | 2   | 2   | 0  | 0  |  |  |
| Alexander Sulzer | 3         | 0 | 0 | 0 | 2   | 2   | 0  | 0  |  |  |

Power Play: 4-18 22.2% / Penalty Killing: 12-15 80.0%

| PLAYER               | COYOTES |   |   |   |     |     |    |    |  |  |
|----------------------|---------|---|---|---|-----|-----|----|----|--|--|
|                      | GP      | G | A | P | +/- | PIM | PP | SH |  |  |
| Ed Jovanovski        | 2       | 3 | 0 | 3 | 2   | 0   | 1  | 0  |  |  |
| Keith Yandle         | 4       | 0 | 3 | 3 | 0   | 4   | 0  | 0  |  |  |
| Lee Stempniak        | 4       | 2 | 0 | 2 | -1  | 0   | 1  | 0  |  |  |
| Shane Doan           | 4       | 1 | 1 | 2 | -4  | 4   | 0  | 0  |  |  |
| Radim Vrbata         | 4       | 1 | 1 | 2 | 2   | 2   | 1  | 0  |  |  |
| Martin Hanzal        | 4       | 0 | 2 | 2 | 2   | 6   | 0  | 0  |  |  |
| Lauri Korpikoski     | 4       | 1 | 0 | 1 | 0   | 0   | 0  | 0  |  |  |
| Taylor Pyatt         | 4       | 1 | 0 | 1 | -1  | 4   | 0  | 0  |  |  |
| Eric Belanger        | 4       | 0 | 1 | 1 | -4  | 0   | 0  | 0  |  |  |
| Derek Morris         | 4       | 0 | 1 | 1 | -2  | 2   | 0  | 0  |  |  |
| Ray Whitney          | 4       | 0 | 1 | 1 | 1   | 2   | 0  | 0  |  |  |
| Adrian Aucoin        | 3       | 0 | 1 | 1 | -4  | 2   | 0  | 0  |  |  |
| Oliver Ekman-Larsson | 3       | 0 | 1 | 1 | -2  | 4   | 0  | 0  |  |  |
| Vernon Fiddler       | 3       | 0 | 1 | 1 | -1  | 2   | 0  | 0  |  |  |
| Sami Lepisto         | 3       | 0 | 1 | 1 | -1  | 0   | 0  | 0  |  |  |
| Wojtek Wolski        | 2       | 0 | 1 | 1 | -1  | 0   | 0  | 0  |  |  |
| Andrew Ebbett        | 1       | 0 | 1 | 1 | 1   | 0   | 0  | 0  |  |  |
| Scottie Upshall      | 4       | 0 | 0 | 0 | -4  | 4   | 0  | 0  |  |  |
| Mikkel Boedker       | 2       | 0 | 0 | 0 | 1   | 0   | 0  | 0  |  |  |
| Michal Rozsival      | 2       | 0 | 0 | 0 | -1  | 0   | 0  | 0  |  |  |
| Kyle Turris          | 2       | 0 | 0 | 0 | 0   | 0   | 0  | 0  |  |  |
| Nolan Yonkman        | 2       | 0 | 0 | 0 | 1   | 0   | 0  | 0  |  |  |
| Brett MacLean        | 1       | 0 | 0 | 0 | -1  | 0   | 0  | 0  |  |  |
| Petr Prucha          | 1       | 0 | 0 | 0 | 0   | 0   | 0  | 0  |  |  |
| David Schlemko       | 1       | 0 | 0 | 0 | 0   | 2   | 0  | 0  |  |  |

Power Play: 3-15 20.0% / Penalty Killing: 14-18 77.8%

### GOALTENDING

| PREDATORS   | GP | MIN | W-L-OT | GA | SA  | SV  | GAA  | SV%  |
|-------------|----|-----|--------|----|-----|-----|------|------|
| Pekka Rinne | 4  | 238 | 2-2-0  | 9  | 121 | 112 | 2.27 | .926 |

#### COYOTES

|                | GP | MIN | W-L-OT | GA | SA  | SV | GAA  | SV%  |
|----------------|----|-----|--------|----|-----|----|------|------|
| Ilya Bryzgalov | 4  | 239 | 2-2-0  | 12 | 106 | 94 | 3.01 | .887 |

| Season  | OVERALL |    |    |    |     |     |     | HOME |    |   |    |     |    |    | ROAD |   |    |    |     |    |    |
|---------|---------|----|----|----|-----|-----|-----|------|----|---|----|-----|----|----|------|---|----|----|-----|----|----|
|         | GP      | W  | L  | OT | PTS | GF  | GA  | GP   | W  | L | OT | PTS | GF | GA | GP   | W | L  | OT | PTS | GF | GA |
| 1998-99 | 4       | 2  | 2  | 0  | 4   | 10  | 12  | 2    | 1  | 1 | 0  | 2   | 3  | 5  | 2    | 1 | 1  | 0  | 2   | 7  | 7  |
| 1999-00 | 4       | 1  | 2  | 1  | 3   | 13  | 16  | 2    | 0  | 1 | 1  | 1   | 7  | 10 | 2    | 1 | 1  | 0  | 2   | 6  | 6  |
| 2000-01 | 4       | 3  | 1  | 0  | 6   | 14  | 11  | 2    | 2  | 0 | 0  | 4   | 8  | 4  | 2    | 1 | 1  | 0  | 2   | 6  | 7  |
| 2001-02 | 4       | 0  | 4  | 0  | 0   | 6   | 11  | 2    | 0  | 2 | 0  | 0   | 2  | 4  | 2    | 0 | 2  | 0  | 0   | 4  | 4  |
| 2002-03 | 4       | 1  | 2  | 1  | 3   | 6   | 8   | 2    | 1  | 1 | 0  | 2   | 5  | 5  | 2    | 0 | 1  | 1  | 1   | 1  | 3  |
| 2003-04 | 4       | 3  | 0  | 1  | 7   | 18  | 9   | 2    | 1  | 0 | 1  | 3   | 7  | 6  | 2    | 2 | 0  | 0  | 4   | 11 | 3  |
| 2005-06 | 4       | 3  | 1  | 0  | 6   | 15  | 10  | 2    | 2  | 0 | 0  | 4   | 7  | 1  | 2    | 1 | 1  | 0  | 2   | 8  | 9  |
| 2006-07 | 4       | 2  | 2  | 0  | 4   | 12  | 8   | 2    | 2  | 0 | 0  | 4   | 8  | 2  | 2    | 0 | 2  | 0  | 0   | 4  | 6  |
| 2007-08 | 4       | 2  | 1  | 1  | 5   | 15  | 15  | 2    | 1  | 1 | 0  | 2   | 6  | 8  | 2    | 1 | 0  | 1  | 3   | 9  | 7  |
| 2008-09 | 4       | 3  | 1  | 0  | 6   | 9   | 4   | 2    | 2  | 0 | 0  | 4   | 6  | 2  | 2    | 1 | 1  | 0  | 2   | 3  | 2  |
| 2009-10 | 4       | 1  | 2  | 1  | 3   | 8   | 13  | 2    | 1  | 0 | 1  | 3   | 4  | 4  | 2    | 0 | 2  | 0  | 0   | 4  | 9  |
| 2010-11 | 4       | 2  | 2  | 0  | 4   | 13  | 9   | 2    | 1  | 1 | 0  | 2   | 5  | 3  | 2    | 1 | 1  | 0  | 2   | 8  | 6  |
| Totals  | 48      | 23 | 20 | 5  | 51  | 139 | 126 | 24   | 14 | 7 | 3  | 31  | 68 | 54 | 24   | 9 | 13 | 2  | 20  | 71 | 72 |

OT column includes both ties and overtime losses in 1999-00 (one home tie), 2001-02, 2001-02, 2002-03 (one road OTL) and 2003-04 (one home tie). OT column includes ties in 1998-99 (one home tie).

OT column includes both ties and overtime losses in 1999-00 (one home tie), 2000-01, 2001-02, 2002-03 (one road OTL) and 2003-04 (one home tie). OT column includes ties in 1998-99 (one home tie).

| DATE    | VISITOR           | HOME      |         | DATE      | VISITOR | HOME      |         |
|---------|-------------------|-----------|---------|-----------|---------|-----------|---------|
|         |                   | NASHVILLE | PHOENIX |           |         | NASHVILLE | PHOENIX |
| 2005-06 | October 13, 2005  | NASHVILLE | 5       | Phoenix   | 4       | SO        |         |
|         | March 16, 2006    | Phoenix   | 0       | NASHVILLE | 2       |           |         |
|         | March 28, 2006    | Nashville | 3       | PHOENIX   | 5       |           |         |
|         | April 15, 2006    | Phoenix   | 1       | NASHVILLE | 5       |           |         |
| 2006-07 | October 14, 2006  | Phoenix   | 1       | NASHVILLE | 4       |           |         |
|         | December 4, 2006  | Nashville | 2       | PHOENIX   | 3       |           |         |
|         | February 1, 2007  | Nashville | 2       | PHOENIX   | 3       |           |         |
|         | February 19, 2007 | Phoenix   | 1       | NASHVILLE | 4       |           |         |
| 2007-08 | October 11, 2007  | PHOENIX   | 6       | Nashville | 3       |           |         |
|         | January 24, 2008  | Nashville | 3       | PHOENIX   | 4       | OT        |         |
|         | February 2, 2008  | Phoenix   | 2       | NASHVILLE | 3       | OT        |         |
|         | February 10, 2008 | NASHVILLE | 6       | Phoenix   | 3       |           |         |
| 2008-09 | December 18, 2008 | Nashville | 1       | PHOENIX   | 2       |           |         |
|         | February 3, 2009  | Phoenix   | 1       | NASHVILLE | 2       |           |         |
|         | February 26, 2009 | Phoenix   | 1       | NASHVILLE | 4       |           |         |
|         | March 14, 2009    | NASHVILLE | 2       | Phoenix   | 0       |           |         |
| 2009-10 | January 21, 2010  | Nashville | 2       | PHOENIX   | 4       |           |         |
|         | February 2, 2010  | PHOENIX   | 1       | Nashville | 0       | SO        |         |
|         | March 25, 2010    | Phoenix   | 3       | NASHVILLE | 4       | SO        |         |
|         | April 7, 2010     | Nashville | 2       | PHOENIX   | 5       |           |         |
| 2010-11 | November 3, 2010  | Nashville | 3       | PHOENIX   | 4       |           |         |
|         | November 30, 2010 | Phoenix   | 0       | NASHVILLE | 3       |           |         |
|         | January 18, 2011  | NASHVILLE | 5       | Phoenix   | 2       |           |         |
|         | February 19, 2011 | PHOENIX   | 3       | Nashville | 2       |           |         |

|                          | OVERALL  | AT NASHVILLE                           | AT PHOENIX                    |
|--------------------------|--|--|-------------------------------|
| Current Trend            | 1 Phoenix win (2/19/11)  | 1 Phoenix win (2/19/11)                | 1 Nashville win (1/18/11)     |
| Last Win                 | 1/18/11 (5-2)  | 1/30/10 (3-0)                          | 1/18/11 (5-2)                 |
| Last Loss                | 2/19/11 (2-3)  | 2/19/11 (2-3)                          | 1/3/10 (3-4)                  |
| Last Tie                 | 12/22/03 (3-3 OT)  | 12/22/03 (3-3 OT)                      | None                          |
| Overtime Record          | 5-3-2  | 3-1-2                                  | 2-2-0                         |
| Longest Unbeaten Streak  | 6 (5-0-1-0, 12/22/03-3/16/06)  | 7 (6-0-1-0, 1/10/03-2/19/07)           | 3 (3-0-0, 12/27/03-10/13/05)  |
| Longest Winning Streak   | 5 (12/27/03-3/16/05)   | 5 (1/15/04-2/19/07)                    | 3 (12/27/03-10/13/05)         |
| Longest Winless Streak   | 6 (0-5-0-1, 1/29/01-11/3/02)   | 3 (twice, last 0-3-0-0, 1/21-10/22/02) | 5 (0-4-0-1, 3/6/01-4/4/03)    |
| Longest Losing Streak    | 6 (11/29/01-11/3/02)   | 3 (1/21-10/22/02)                      | 5 (3/6/01-4/4/03)             |
| Most Goals by Nashville  | 8 (2/21/04, 8-2)   | 5 (4/15/06, 5-1)                       | 8 (2/21/04, 8-2)              |
| Most Goals by Phoenix    | 6 (three times, last 10/11/07, 3-6)  | 6 (twice, last 10/11/07, 3-6)          | 6 (4/14/02, 4-6)              |
| Most Goals by Both Teams | 10 (twice, last 2/21/04, 8-2)  | 9 (twice, last 10/11/07, 3-6)          | 10 (twice, last 2/21/04, 8-2) |
| Last Five Games          | 2-3-0  | 3-1-1                                  | 2-3-0                         |
| Last Ten Games           | 5-4-1  | 7-2-1                                  | 3-6-1                         |
| Last Transaction         | 6/21/08: Acquired Toronto's second-round selection (Roman Josi) in the 2008 NHL Entry Draft for a second-round selection (traded to Florida; Florida selected Colby Robak) and a third-round selection (Mathieu Brodeur) in the 2008 NHL Entry Draft.  |  |                               |
| Series Notes             | 1/18/11: J-P Dumont registered the franchise's fourth-ever road hat trick and Patric Hornqvist pitched in two goals in a 5-2 victory at Jobing.com Arena... 1/30/10: Pekka Rinne recorded his third shutout of the Coyotes in a six-start span, stopping all 33 shots he faced in a 3-0 win at Bridgestone Arena... 2/2/10: Pekka Rinne stopped 26 shots and Ilya Bryzgalov stopped 25 shots as both goaltenders recorded shutouts in a 1-0 Phoenix victory (in a shootout) at Bridgestone Arena... 4/15/06: Goaltender Chris Mason was credited with a goal - a first in franchise history - in a 5-1 win at Bridgestone Arena... 12/27/03: Nashville won the first contest in Phoenix's Jobing.com Arena, 3-1... 12/22/03: Scott Walker notched his second career hat trick in a 3-3 tie at Bridgestone Arena... 3/29/01: David Legwand scored the game winner 36 seconds into overtime, capping a 4-3 come-from-behind win at Bridgestone Arena... 3/17/00: Greg Johnson scored the overtime game-winner (3-5) in a 4-3 win at Phoenix. |  |                               |
| 2010-11 Schedule         | 10/13/11: Phoenix at Nashville   | 11/3/11: Nashville at Phoenix          |                               |
|                          | 12/6/11: Phoenix at Nashville  | 3/12/12: Nashville at Phoenix          |                               |



# NHL & OPPONENTS

## PITTSBURGH PENGUINS



Consol Energy Center • 1001 Fifth Avenue  
Pittsburgh, PA 15219 • (412) 642-1800  
GM: Ray Shero  
Head Coach: Dan Bylsma  
PR: Jennifer Bullano, Jason Seidling

### 2010-11 SEASON SERIES

| @ NASHVILLE  |               |             |
|--------------|---------------|-------------|
| Date         | Score         | W/Goal      |
| 21 Oct '10 * | PIT 4 @ NSH 3 | Kris Letang |

### GOALS BY PERIOD

|            | 1st | 2nd | 3rd | OT | Total |
|------------|-----|-----|-----|----|-------|
| Nashville  | 1   | 1   | 1   | 0  | 3     |
| Pittsburgh | 0   | 2   | 1   | 1  | 4     |

### INDIVIDUAL SCORING

| PLAYER           | PREDATORS |   |   |   |     |     |    |    |
|------------------|-----------|---|---|---|-----|-----|----|----|
|                  | GP        | G | A | P | +/- | PIM | PP | SH |
| Martin Erat      | 1         | 0 | 2 | 2 | 0   | 2   | 0  | 0  |
| Cody Franson     | 1         | 1 | 0 | 1 | 1   | 2   | 1  | 0  |
| Patric Hornqvist | 1         | 1 | 0 | 1 | -1  | 0   | 0  | 0  |
| David Legwand    | 1         | 1 | 0 | 1 | -1  | 2   | 0  | 0  |
| Francis Bouillon | 1         | 0 | 1 | 1 | -1  | 0   | 0  | 0  |
| Jordin Tootoo    | 1         | 0 | 1 | 1 | 1   | 0   | 0  | 0  |
| Joel Ward        | 1         | 0 | 1 | 1 | -1  | 0   | 0  | 0  |
| Colin Wilson     | 1         | 0 | 1 | 1 | 1   | 0   | 0  | 0  |
| J-P Dumont       | 1         | 0 | 0 | 0 | 0   | 0   | 0  | 0  |
| Kevin Klein      | 1         | 0 | 0 | 0 | -1  | 7   | 0  | 0  |
| Sergei Kostitsyn | 1         | 0 | 0 | 0 | 0   | 0   | 0  | 0  |
| Shane O'Brien    | 1         | 0 | 0 | 0 | -1  | 0   | 0  | 0  |
| Cal O'Reilly     | 1         | 0 | 0 | 0 | -2  | 0   | 0  | 0  |
| Jerred Smithson  | 1         | 0 | 0 | 0 | -1  | 0   | 0  | 0  |
| Nick Spaling     | 1         | 0 | 0 | 0 | 0   | 2   | 0  | 0  |
| Steve Sullivan   | 1         | 0 | 0 | 0 | -1  | 0   | 0  | 0  |
| Alexander Sulzer | 1         | 0 | 0 | 0 | 0   | 0   | 0  | 0  |
| Shea Weber       | 1         | 0 | 0 | 0 | -2  | 0   | 0  | 0  |

Power Play: 1-4 25.0% / Penalty Killing: 5-5 100.0%

### GOALTENDING

| PREDATORS   |    |     |        |    |    |    |      |      |
|-------------|----|-----|--------|----|----|----|------|------|
|             | GP | MIN | W-L-OT | GA | SA | SV | GAA  | SV%  |
| Pekka Rinne | 1  | 64  | 0-0-1  | 4  | 38 | 34 | 3.76 | .895 |

| PENGUINS          |    |     |        |    |    |    |      |      |
|-------------------|----|-----|--------|----|----|----|------|------|
|                   | GP | MIN | W-L-OT | GA | SA | SV | GAA  | SV%  |
| Marc-Andre Fleury | 1  | 64  | 1-0-0  | 3  | 24 | 21 | 2.82 | .875 |

| @ PITTSBURGH |       |        |
|--------------|-------|--------|
| Date         | Score | W/Goal |
| No Games     |       |        |

\* overtime \*\* shootout

### SHOTS BY PERIOD

|            | 1st | 2nd | 3rd | OT | Total |
|------------|-----|-----|-----|----|-------|
| Nashville  | 6   | 10  | 5   | 3  | 24    |
| Pittsburgh | 7   | 11  | 17  | 3  | 38    |

| PLAYER            | PENGUINS |   |   |   |     |     |    |    |
|-------------------|----------|---|---|---|-----|-----|----|----|
|                   | GP       | G | A | P | +/- | PIM | PP | SH |
| Sidney Crosby     | 1        | 2 | 1 | 3 | 2   | 2   | 0  | 0  |
| Kris Letang       | 1        | 1 | 2 | 3 | 2   | 0   | 0  | 0  |
| Evgeni Malkin     | 1        | 1 | 1 | 2 | 2   | 0   | 0  | 0  |
| Mike Comrie       | 1        | 0 | 1 | 1 | 1   | 0   | 0  | 0  |
| Andrew Hutchinson | 1        | 0 | 1 | 1 | 0   | 0   | 0  | 0  |
| Tyler Kennedy     | 1        | 0 | 1 | 1 | 1   | 0   | 0  | 0  |
| Chris Kunitz      | 1        | 0 | 1 | 1 | 0   | 0   | 0  | 0  |
| Craig Adams       | 1        | 0 | 0 | 0 | 0   | 0   | 0  | 0  |
| Matt Cooke        | 1        | 0 | 0 | 0 | -1  | 0   | 0  | 0  |
| Pascal Dupuis     | 1        | 0 | 0 | 0 | -1  | 2   | 0  | 0  |
| Deryk Engelland   | 1        | 0 | 0 | 0 | -1  | 5   | 0  | 0  |
| Alex Goligoski    | 1        | 0 | 0 | 0 | 2   | 2   | 0  | 0  |
| Mark Letestu      | 1        | 0 | 0 | 0 | 1   | 0   | 0  | 0  |
| Ben Lovejoy       | 1        | 0 | 0 | 0 | 0   | 0   | 0  | 0  |
| Paul Martin       | 1        | 0 | 0 | 0 | 2   | 0   | 0  | 0  |
| Michael Rupp      | 1        | 0 | 0 | 0 | 0   | 2   | 0  | 0  |
| Maxime Talbot     | 1        | 0 | 0 | 0 | -1  | 0   | 0  | 0  |
| Eric Tangradi     | 1        | 0 | 0 | 0 | 0   | 0   | 0  | 0  |

Power Play: 0-5 0.0% / Penalty Killing: 3-4 75.0%

| Season        | OVERALL   |          |          |          |           |           |           |  | HOME     |          |          |          |           |           |           |  | ROAD     |          |          |          |          |           |           |   |
|---------------|-----------|----------|----------|----------|-----------|-----------|-----------|--|----------|----------|----------|----------|-----------|-----------|-----------|--|----------|----------|----------|----------|----------|-----------|-----------|---|
|               | GP        | W        | L        | OT       | PTS       | GF        | GA        |  | GP       | W        | L        | OT       | PTS       | GF        | GA        |  | GP       | W        | L        | OT       | PTS      | GF        | GA        |   |
| 1998-99       | 2         | 0        | 1        | 1        | 1         | 3         | 4         |  | 1        | 0        | 1        | 0        | 0         | 2         | 3         |  | 1        | 0        | 0        | 1        | 1        | 1         | 1         | 1 |
| 1999-00       | 2         | 1        | 1        | 0        | 2         | 6         | 8         |  | 1        | 1        | 0        | 0        | 2         | 4         | 2         |  | 1        | 0        | 1        | 0        | 0        | 2         | 6         |   |
| 2000-01       | 2         | 1        | 1        | 0        | 2         | 4         | 4         |  | 1        | 0        | 1        | 0        | 0         | 1         | 3         |  | 1        | 1        | 0        | 0        | 2        | 3         | 1         |   |
| 2001-02       | 1         | 1        | 0        | 0        | 2         | 5         | 0         |  | 1        | 1        | 0        | 0        | 2         | 5         | 0         |  | 0        | 0        | 0        | 0        | 0        | 0         | 0         |   |
| 2002-03       | 2         | 1        | 0        | 1        | 3         | 8         | 2         |  | 1        | 1        | 0        | 0        | 2         | 6         | 0         |  | 1        | 0        | 0        | 1        | 1        | 2         | 2         |   |
| 2003-04       | 2         | 2        | 0        | 0        | 4         | 12        | 6         |  | 1        | 1        | 0        | 0        | 2         | 3         | 2         |  | 1        | 1        | 0        | 0        | 2        | 9         | 4         |   |
| 2005-06       | 1         | 1        | 0        | 0        | 2         | 5         | 4         |  | 1        | 1        | 0        | 0        | 2         | 5         | 4         |  | 0        | 0        | 0        | 0        | 0        | 0         | 0         |   |
| 2006-07       | 1         | 0        | 1        | 0        | 0         | 1         | 4         |  | 0        | 0        | 0        | 0        | 0         | 0         | 0         |  | 1        | 0        | 1        | 0        | 0        | 1         | 4         |   |
| 2008-09       | 1         | 1        | 0        | 0        | 2         | 5         | 3         |  | 1        | 1        | 0        | 0        | 2         | 5         | 3         |  | 0        | 0        | 0        | 0        | 0        | 0         | 0         |   |
| 2009-10       | 1         | 1        | 0        | 0        | 2         | 4         | 3         |  | 0        | 0        | 0        | 0        | 0         | 0         | 0         |  | 1        | 1        | 0        | 0        | 2        | 4         | 3         |   |
| 2010-11       | 1         | 0        | 0        | 1        | 1         | 3         | 4         |  | 1        | 0        | 0        | 1        | 1         | 3         | 4         |  | 0        | 0        | 0        | 0        | 0        | 0         | 0         |   |
| <b>Totals</b> | <b>16</b> | <b>9</b> | <b>4</b> | <b>3</b> | <b>21</b> | <b>56</b> | <b>42</b> |  | <b>9</b> | <b>6</b> | <b>2</b> | <b>1</b> | <b>13</b> | <b>34</b> | <b>21</b> |  | <b>7</b> | <b>3</b> | <b>2</b> | <b>2</b> | <b>8</b> | <b>22</b> | <b>21</b> |   |

OT column includes both ties and overtime losses in 1999-00, 2000-01, 2001-02, 2002-03 (one road tie) and 2003-04. OT column includes ties in 1998-99 (one road tie).

|         | DATE              | VISITOR      | HOME            |
|---------|-------------------|--------------|-----------------|
| 1998-99 | February 13, 1999 | PITTSBURGH 3 | Nashville 2 OT  |
|         | March 20, 1999    | Nashville 1  | Pittsburgh 1 OT |
| 1999-00 | November 13, 1999 | Nashville 2  | PITTSBURGH 6    |
|         | January 15, 2000  | Pittsburgh 2 | NASHVILLE 4     |
| 2000-01 | October 7, 2000   | NASHVILLE 3  | Pittsburgh 1    |
|         | October 8, 2000   | PITTSBURGH 3 | Nashville 1     |
| 2001-02 | November 23, 2001 | Pittsburgh 0 | NASHVILLE 5     |
|         | February 27, 2003 | Pittsburgh 0 | NASHVILLE 6     |
| 2002-03 | February 27, 2003 | Pittsburgh 0 | NASHVILLE 6     |
|         | March 12, 2003    | Nashville 2  | Pittsburgh 2 OT |

|         | DATE              | VISITOR      | HOME            |
|---------|-------------------|--------------|-----------------|
| 2003-04 | January 1, 2004   | Pittsburgh 2 | NASHVILLE 3     |
|         | March 4, 2004     | NASHVILLE 9  | Pittsburgh 4    |
| 2005-06 | January 15, 2006  | Pittsburgh 4 | NASHVILLE 5     |
|         | February 6, 2007  | Nashville 1  | PITTSBURGH 4    |
| 2006-07 | January 8, 2009   | Pittsburgh 3 | NASHVILLE 5     |
|         | February 14, 2010 | NASHVILLE 4  | Pittsburgh 3 SO |
| 2009-10 | February 14, 2010 | NASHVILLE 4  | Pittsburgh 3 SO |
|         | October 21, 2010  | PITTSBURGH 4 | Nashville 3 OT  |

|                                 | OVERALL  | AT NASHVILLE                     | AT PITTSBURGH               |
|---------------------------------|--|----------------------------------|-----------------------------|
| <b>Current Trend</b>            | 1 Pittsburgh win (10/21/10)  | 1 Pittsburgh win (10/21/10)      | 1 Nashville win (2/14/10)   |
| <b>Last Win</b>                 | 2/14/10 (4-3 SO)   | 1/8/09 (5-3)                     | 2/14/10 (4-3 SO)            |
| <b>Last Loss</b>                | 10/21/10 (3-4 OT)  | 10/21/10 (3-4 OT)                | 2/6/07 (1-4)                |
| <b>Last Tie</b>                 | 3/12/03 (2-2 OT)   | None                             | 3/12/03 (2-2 OT)            |
| <b>Overtime Record</b>          | 1-2-2  | 0-2-0                            | 1-0-2                       |
| <b>Longest Unbeaten Streak</b>  | 6 (5-0-1-0, 11/23/01-1/15/06)  | 5 (5-0-0-0, 11/23/01-1/9/09)     | 3 (2-0-1-0, 10/7/00-3/4/04) |
| <b>Longest Winning Streak</b>   | 3 (1/1/04-1/15/06)   | 5 (11/23/01-1/9/09)              | None                        |
| <b>Longest Winless Streak</b>   | 3 (0-2-1-0, 2/13-11/13/99)   | None                             | 2 (0-1-1-0, 3/20-11/13/99)  |
| <b>Longest Losing Streak</b>    | None   | None                             | None                        |
| <b>Most Goals by Nashville</b>  | 9 (3/4/04, 9-4)  | 6 (2/27/03, 6-0)                 | 9 (3/4/04, 9-4)             |
| <b>Most Goals by Pittsburgh</b> | 6 (11/13/99, 2-6)  | 4 (twice, last 10/21/10, 4-3 OT) | 6 (11/13/99, 2-6)           |
| <b>Most Goals by Both Teams</b> | 13 (3/4/04, 9-4)   | 9 (1/15/06, 5-4)                 | 13 (3/4/04, 9-4)            |
| <b>Last Five Games</b>          | 3-1-(0)-1  | 4-0-(0)-1                        | 3-1-(1)-0                   |
| <b>Last Ten Games</b>           | 7-1-(0)-1  | 6-1-(0)-2                        | 3-2-(2)-0                   |
| <b>Last Transaction</b>         | 7/19/06: Acquired a third-round selection in the 2007 NHL Entry Draft (Ryan Thang) for forwards Dominic Moore and Libor Pivko.   |                                  |                             |
| <b>Series Notes</b>             | 2/14/10: Nashville battled back from two one-goal deficits and scored on both of its shootout attempts to defeat the defending Stanley Cup Champions, 4-3, in its final game at Mellon Arena, and its final game before the 2010 Olympic break... 1/9/09: The Predators rallied from a three-goal deficit for a 5-3 win over the Penguins at Bridgestone Arena... 3/4/04: Nashville tied a franchise-record with nine goals - including a record six on the power play - in a 9-4 victory at the Mellon Arena. The win was Nashville's first at Mellon, and Dan Hamhuis set a franchise record for points by a rookie (19-4a) and matched the team's all-time mark for points in a single game... 2/27/03: Greg Johnson registered three points (2g-1a) and Tomas Vokoun made 22 saves as Nashville downed Pittsburgh 6-0 at Bridgestone Arena... 10/7-10/00: Nashville and Pittsburgh opened the 2000-01 season with a two-game head-to-head series at the Saitama Super Arena outside Tokyo, Japan. The first game (3-1 Nashville win) was designated a home game for Pittsburgh, and the second game (3-1 Pittsburgh win) was a Nashville home contest. |                                  |                             |
| <b>2011-12 Schedule</b>         | None   | 3/22/12: Nashville at Pittsburgh |                             |





# NHL & OPPONENTS

## ST. LOUIS BLUES



Scottrade Center • 1401 Clark Ave.  
St. Louis, MO 63103 • (314) 622-2500  
GM: Doug Armstrong  
Head Coach: Davis Payne  
PR: Mike Caruso, Rich Jankowski, Dan O'Neill

### 2010-11 SEASON SERIES

| @ NASHVILLE   |               |                  |  |
|---------------|---------------|------------------|--|
| Date          | Score         | W/Goal           |  |
| 24 Nov '10 ** | STL 2 @ NSH 1 | Andy McDonald    |  |
| 28 Oct '10    | STL 3 @ NSH 0 | Alexander Steen  |  |
| 14 Oct '10    | STL 3 @ NSH 4 | Patric Hornqvist |  |

### GOALS BY PERIOD

|           | 1st | 2nd | 3rd | OT | Total |
|-----------|-----|-----|-----|----|-------|
| Nashville | 3   | 3   | 1   | 0  | 7     |
| St. Louis | 3   | 4   | 6   | 0  | 13    |

### INDIVIDUAL SCORING

| PLAYER           | PREDATORS |   |   |   |     |     |    |    |  |  |
|------------------|-----------|---|---|---|-----|-----|----|----|--|--|
|                  | GP        | G | A | P | +/- | PIM | PP | SH |  |  |
| Cal O'Reilly     | 5         | 1 | 3 | 4 | -2  | 0   | 0  | 0  |  |  |
| Patric Hornqvist | 6         | 1 | 2 | 3 | -3  | 2   | 1  | 0  |  |  |
| Steve Sullivan   | 4         | 2 | 0 | 2 | 0   | 4   | 1  | 0  |  |  |
| J-P Dumont       | 6         | 1 | 1 | 2 | -1  | 6   | 0  | 0  |  |  |
| Shea Weber       | 6         | 0 | 2 | 2 | -3  | 4   | 0  | 0  |  |  |
| Jerred Smithson  | 6         | 1 | 0 | 1 | -1  | 0   | 0  | 0  |  |  |
| Marcel Goc       | 4         | 1 | 0 | 1 | 1   | 0   | 0  | 0  |  |  |
| Shane O'Brien    | 6         | 0 | 1 | 1 | -1  | 7   | 0  | 0  |  |  |
| Joel Ward        | 6         | 0 | 1 | 1 | -1  | 6   | 0  | 0  |  |  |
| Colin Wilson     | 6         | 0 | 1 | 1 | 0   | 0   | 0  | 0  |  |  |
| Francis Bouillon | 5         | 0 | 1 | 1 | -2  | 0   | 0  | 0  |  |  |
| David Legwand    | 4         | 0 | 1 | 1 | -1  | 0   | 0  | 0  |  |  |
| Ryan Suter       | 4         | 0 | 1 | 1 | 0   | 0   | 0  | 0  |  |  |
| Cody Franson     | 6         | 0 | 0 | 0 | -2  | 0   | 0  | 0  |  |  |
| Kevin Klein      | 6         | 0 | 0 | 0 | 0   | 2   | 0  | 0  |  |  |
| Sergei Kostitsyn | 6         | 0 | 0 | 0 | -3  | 2   | 0  | 0  |  |  |
| Jordin Tootoo    | 6         | 0 | 0 | 0 | 0   | 21  | 0  | 0  |  |  |
| Nick Spaling     | 5         | 0 | 0 | 0 | 0   | 0   | 0  | 0  |  |  |
| Wade Belak       | 2         | 0 | 0 | 0 | -1  | 0   | 0  | 0  |  |  |
| Martin Erat      | 2         | 0 | 0 | 0 | -1  | 2   | 0  | 0  |  |  |
| Alexander Sulzer | 2         | 0 | 0 | 0 | -2  | 4   | 0  | 0  |  |  |
| Jonathon Blum    | 1         | 0 | 0 | 0 | -1  | 0   | 0  | 0  |  |  |
| Mike Fisher      | 1         | 0 | 0 | 0 | -1  | 0   | 0  | 0  |  |  |
| Blake Geoffrion  | 1         | 0 | 0 | 0 | 0   | 0   | 0  | 0  |  |  |
| Matt Halischuk   | 1         | 0 | 0 | 0 | 0   | 0   | 0  | 0  |  |  |
| Linus Klasen     | 1         | 0 | 0 | 0 | 0   | 0   | 0  | 0  |  |  |

Power Play: 2-14 14.3% / Penalty Killing: 16-19 84.2%

### GOALTENDING

| PREDATORS       |    |     |        |    |     |     |      |
|-----------------|----|-----|--------|----|-----|-----|------|
|                 | GP | MIN | W-L-OT | GA | SA  | SV  | SV%  |
| Pekka Rinne     | 5  | 309 | 1-3-1  | 9  | 122 | 113 | .926 |
| Anders Lindback | 1  | 60  | 1-0-0  | 3  | 35  | 32  | .914 |

| BLUES          |    |     |        |    |     |     |      |
|----------------|----|-----|--------|----|-----|-----|------|
|                | GP | MIN | W-L-OT | GA | SA  | SV  | SV%  |
| Jaroslav Halak | 6  | 368 | 4-1-1  | 7  | 158 | 151 | .956 |

| @ ST. LOUIS   |               |              |  |
|---------------|---------------|--------------|--|
| Date          | Score         | W/Goal       |  |
| 09 Apr '11    | NSH 0 @ STL 2 | TJ Oshie     |  |
| 26 Dec '10    | NSH 0 @ STL 2 | David Backes |  |
| 11 Nov '10 ** | NSH 3 @ STL 2 | Marcel Goc   |  |

\* overtime \*\* shootout

### SHOTS BY PERIOD

|           | 1st | 2nd | 3rd | OT | Total |
|-----------|-----|-----|-----|----|-------|
| Nashville | 48  | 60  | 50  | 0  | 158   |
| St. Louis | 61  | 47  | 45  | 5  | 158   |

| PLAYER              | BLUES |   |   |   |     |     |    |    |  |  |
|---------------------|-------|---|---|---|-----|-----|----|----|--|--|
|                     | GP    | G | A | P | +/- | PIM | PP | SH |  |  |
| David Backes        | 6     | 3 | 2 | 5 | 6   | 4   | 0  | 0  |  |  |
| Alexander Steen     | 6     | 2 | 2 | 4 | 1   | 4   | 0  | 1  |  |  |
| Andy McDonald       | 5     | 1 | 3 | 4 | 4   | 0   | 0  | 0  |  |  |
| Matt D'Agostini     | 6     | 3 | 0 | 3 | 0   | 4   | 1  | 0  |  |  |
| Patrik Berglund     | 6     | 2 | 1 | 3 | 0   | 2   | 1  | 0  |  |  |
| TJ Oshie            | 3     | 2 | 1 | 3 | 1   | 0   | 1  | 0  |  |  |
| Brad Boyes          | 5     | 0 | 2 | 2 | 4   | 4   | 0  | 0  |  |  |
| Vladimir Sobotka    | 5     | 0 | 2 | 2 | 1   | 2   | 0  | 0  |  |  |
| Alex Pietrangolo    | 6     | 0 | 1 | 1 | 3   | 0   | 0  | 0  |  |  |
| Carlo Colaiacovo    | 5     | 0 | 1 | 1 | -1  | 0   | 0  | 0  |  |  |
| Barret Jackman      | 5     | 0 | 1 | 1 | 4   | 4   | 0  | 0  |  |  |
| Erik Johnson        | 5     | 0 | 1 | 1 | 1   | 0   | 0  | 0  |  |  |
| Jay McClement       | 5     | 0 | 1 | 1 | -3  | 2   | 0  | 0  |  |  |
| David Perron        | 2     | 0 | 1 | 1 | 1   | 0   | 0  | 0  |  |  |
| Kevin Shattenkirk   | 1     | 0 | 1 | 1 | 1   | 0   | 0  | 0  |  |  |
| BJ Crombeen         | 6     | 0 | 0 | 0 | -1  | 5   | 0  | 0  |  |  |
| Eric Brewer         | 5     | 0 | 0 | 0 | 3   | 6   | 0  | 0  |  |  |
| Chris Porter        | 4     | 0 | 0 | 0 | 0   | 0   | 0  | 0  |  |  |
| Brad Winchester     | 4     | 0 | 0 | 0 | -1  | 0   | 0  | 0  |  |  |
| Cam Janssen         | 3     | 0 | 0 | 0 | 0   | 2   | 0  | 0  |  |  |
| Nikita Nikitin      | 3     | 0 | 0 | 0 | 1   | 0   | 0  | 0  |  |  |
| Roman Polak         | 3     | 0 | 0 | 0 | 0   | 0   | 0  | 0  |  |  |
| Tyson Strachan      | 3     | 0 | 0 | 0 | -2  | 0   | 0  | 0  |  |  |
| Ryan Reaves         | 2     | 0 | 0 | 0 | 0   | 2   | 0  | 0  |  |  |
| Adam Cracknell      | 1     | 0 | 0 | 0 | 0   | 0   | 0  | 0  |  |  |
| Nicholas Drazanovic | 1     | 0 | 0 | 0 | 0   | 0   | 0  | 0  |  |  |
| Nathan Ostryck      | 1     | 0 | 0 | 0 | 0   | 0   | 0  | 0  |  |  |
| Chris Stewart       | 1     | 0 | 0 | 0 | 0   | 0   | 0  | 0  |  |  |

Power Play: 3-19 15.8% / Penalty Killing: 12-14 85.7%

| Season  | OVERALL |    |    |    |     |     |     | HOME |    |    |    |     |    |    | ROAD |    |    |    |     |    |     |
|---------|---------|----|----|----|-----|-----|-----|------|----|----|----|-----|----|----|------|----|----|----|-----|----|-----|
|         | GP      | W  | L  | OT | PTS | GF  | GA  | GP   | W  | L  | OT | PTS | GF | GA | GP   | W  | L  | OT | PTS | GF | GA  |
| 1998-99 | 6       | 2  | 4  | 0  | 4   | 14  | 25  | 3    | 1  | 2  | 0  | 2   | 9  | 13 | 3    | 1  | 2  | 0  | 2   | 5  | 12  |
| 1999-00 | 6       | 1  | 3  | 2  | 4   | 11  | 16  | 3    | 0  | 2  | 1  | 1   | 5  | 8  | 3    | 1  | 1  | 1  | 3   | 6  | 8   |
| 2000-01 | 5       | 2  | 3  | 0  | 4   | 9   | 12  | 3    | 1  | 2  | 0  | 2   | 5  | 9  | 2    | 1  | 1  | 0  | 2   | 4  | 3   |
| 2001-02 | 5       | 0  | 4  | 1  | 1   | 9   | 21  | 2    | 0  | 1  | 1  | 1   | 4  | 6  | 3    | 0  | 3  | 0  | 0   | 5  | 15  |
| 2002-03 | 5       | 1  | 2  | 2  | 4   | 5   | 13  | 3    | 1  | 1  | 1  | 3   | 4  | 6  | 4    | 2  | 0  | 1  | 1   | 1  | 9   |
| 2003-04 | 6       | 2  | 3  | 1  | 5   | 10  | 12  | 3    | 2  | 1  | 0  | 4   | 8  | 6  | 3    | 0  | 2  | 1  | 1   | 2  | 6   |
| 2005-06 | 8       | 8  | 0  | 0  | 16  | 25  | 10  | 4    | 4  | 0  | 0  | 8   | 12 | 6  | 4    | 4  | 0  | 0  | 8   | 13 | 4   |
| 2006-07 | 8       | 7  | 1  | 0  | 14  | 26  | 16  | 4    | 4  | 0  | 0  | 8   | 13 | 7  | 4    | 3  | 1  | 0  | 6   | 13 | 9   |
| 2007-08 | 8       | 5  | 2  | 1  | 11  | 24  | 20  | 4    | 3  | 0  | 1  | 7   | 13 | 9  | 4    | 2  | 2  | 0  | 4   | 11 | 11  |
| 2008-09 | 6       | 2  | 2  | 2  | 6   | 11  | 17  | 3    | 1  | 0  | 2  | 4   | 5  | 6  | 3    | 1  | 2  | 0  | 2   | 6  | 11  |
| 2009-10 | 6       | 5  | 1  | 0  | 10  | 16  | 12  | 3    | 2  | 1  | 0  | 4   | 6  | 6  | 3    | 3  | 0  | 0  | 6   | 10 | 6   |
| 2010-11 | 6       | 2  | 3  | 1  | 5   | 8   | 14  | 3    | 1  | 1  | 1  | 3   | 5  | 8  | 3    | 1  | 2  | 0  | 2   | 3  | 6   |
| Totals  | 75      | 37 | 28 | 10 | 84  | 168 | 188 | 38   | 20 | 11 | 7  | 47  | 89 | 88 | 37   | 17 | 17 | 3  | 37  | 79 | 100 |

OT column includes both ties and overtime losses in 1999-00 (one home tie & one road OTL), 2000-01, 2001-02 (one home tie), 2002-03 (one home tie & one road OTL) and 2003-04 (one road tie). OT column includes ties in 1998-99.

| DATE    | VISITOR           |                            | HOME              |                            |
|---------|-------------------|----------------------------|-------------------|----------------------------|
|         | DATE              | SCORE                      | DATE              | SCORE                      |
| 2005-06 | October 15, 2005  | NASHVILLE 4 St. Louis 1    | October 15, 2005  | ST. LOUIS 2 Nashville 3 SO |
|         | October 20, 2005  | St. Louis 2 NASHVILLE 3    | October 20, 2005  | ST. LOUIS 1 Nashville 0 SO |
|         | November 12, 2005 | St. Louis 1 NASHVILLE 3    | November 12, 2005 | ST. LOUIS 6 Nashville 6    |
|         | January 4, 2006   | NASHVILLE 4 St. Louis 3    | January 4, 2006   | ST. LOUIS 3 Nashville 4 SO |
|         | March 20, 2006    | St. Louis 2 NASHVILLE 4    | March 20, 2006    | ST. LOUIS 2 Nashville 1 OT |
|         | April 1, 2006     | St. Louis 1 NASHVILLE 2    | April 1, 2006     | ST. LOUIS 1 Nashville 0 OT |
|         | April 6, 2006     | NASHVILLE 3 St. Louis 0    | April 6, 2006     | ST. LOUIS 0 Nashville 0    |
|         | April 11, 2006    | NASHVILLE 2 St. Louis 0    | April 11, 2006    | ST. LOUIS 0 Nashville 0    |
|         | November 30, 2006 | NASHVILLE 5 St. Louis 4    | November 30, 2006 | ST. LOUIS 4 Nashville 3 SO |
|         | December 16, 2006 | St. Louis 2 NASHVILLE 3    | December 16, 2006 | ST. LOUIS 1 Nashville 1 OT |
| 2006-07 | December 17, 2006 | NASHVILLE 2 St. Louis 1    | December 17, 2006 | ST. LOUIS 3 Nashville 3 SO |
|         | December 26, 2006 | St. Louis 2 NASHVILLE 3    | December 26, 2006 | ST. LOUIS 3 Nashville 3 SO |
|         | January 6, 2007   | St. Louis 2 NASHVILLE 3    | January 6, 2007   | ST. LOUIS 3 Nashville 3    |
|         | January 27, 2007  | NASHVILLE 6 St. Louis 3    | January 27, 2007  | ST. LOUIS 1 Nashville 1    |
|         | February 16, 2007 | Nashville 0 ST. LOUIS 1    | February 16, 2007 | ST. LOUIS 4 Nashville 4    |
|         | April 5, 2007     | St. Louis 1 NASHVILLE 4    | April 5, 2007     | ST. LOUIS 4 Nashville 4    |
|         | October 10, 2007  | Nashville 1 ST. LOUIS 4    | October 10, 2007  | ST. LOUIS 4 Nashville 4    |
|         | November 17, 2007 | ST. LOUIS 3 Nashville 2    | November 17, 2007 | ST. LOUIS 2 Nashville 2 SO |
|         | November 19, 2007 | Nashville 1 ST. LOUIS 2    | November 19, 2007 | ST. LOUIS 2 Nashville 2    |
|         | January 19, 2008  | NASHVILLE 5 St. Louis 2    | January 19, 2008  | ST. LOUIS 6 Nashville 6    |
| 2007-08 | January 21, 2008  | St. Louis 3 NASHVILLE 6    | January 21, 2008  | ST. LOUIS 2 Nashville 2 OT |
|         | February 16, 2008 | St. Louis 1 NASHVILLE 2    | February 16, 2008 | ST. LOUIS 3 Nashville 3 OT |
|         | April 1, 2008     | NASHVILLE 4 St. Louis 3    | April 1, 2008     | ST. LOUIS 3 Nashville 3    |
|         | April 3, 2008     | St. Louis 2 NASHVILLE 3    | April 3, 2008     | ST. LOUIS 3 Nashville 3    |
|         | October 10, 2008  | Nashville 2 ST. LOUIS 4    | October 10, 2008  | ST. LOUIS 4 Nashville 4    |
|         | November 25, 2008 | ST. LOUIS 1 Nashville 0 SO | November 25, 2008 | ST. LOUIS 6 Nashville 6    |
|         | December 8, 2008  | Nashville 3 ST. LOUIS 6    | December 8, 2008  | ST. LOUIS 4 Nashville 4 SO |
|         | February 12, 2009 | St. Louis 3 NASHVILLE 4    | February 12, 2009 | ST. LOUIS 2 Nashville 1 OT |
|         | February 19, 2009 | ST. LOUIS 2 Nashville 1    | February 19, 2009 | ST. LOUIS 2 Nashville 0 OT |
|         | February 21, 2009 | NASHVILLE 1 St. Louis 0    | February 21, 2009 | ST. LOUIS 1 Nashville 1    |
| 2009-10 | November 12, 2009 | NASHVILLE 3 St. Louis 1    | November 12, 2009 | ST. LOUIS 3 Nashville 1    |
|         | November 27, 2009 | ST. LOUIS 3 Nashville 1    | November 27, 2009 | ST. LOUIS 3 Nashville 1    |
|         | December 29, 2009 | NASHVILLE 4 St. Louis 3    | December 29, 2009 | ST. LOUIS 3 Nashville 3    |
|         | March 21, 2010    | NASHVILLE 3 St. Louis 2    | March 21, 2010    | ST. LOUIS 2 Nashville 2    |
|         | April 1, 2010     | St. Louis 2 NASHVILLE 3    | April 1, 2010     | ST. LOUIS 2 Nashville 2 SO |
|         | April 10, 2010    | St. Louis 1 NASHVILLE 2    | April 10, 2010    | ST. LOUIS 4 Nashville 4    |
|         | October 14, 2010  | St. Louis 3 NASHVILLE 4    | October 14, 2010  | ST. LOUIS 3 Nashville 0    |
|         | October 28, 2010  | ST. LOUIS 3 Nashville 0    | October 28, 2010  | ST. LOUIS 2 Nashville 2 SO |
|         | November 11, 2010 | Nashville 3 ST. LOUIS 2    | November 11, 2010 | ST. LOUIS 2 Nashville 1 SO |
|         | November 24, 2010 | ST. LOUIS 2 Nashville 1    | November 24, 2010 | ST. LOUIS 2 Nashville 2    |
| 2010-11 | December 26, 2010 | Nashville 0 ST. LOUIS 2    | December 26, 2010 | ST. LOUIS 2 Nashville 2    |
|         | April 9, 2011     | Nashville 0 ST. LOUIS 2    | April 9, 2011     | ST. LOUIS 2 Nashville 2    |

|                             | OVERALL   | AT NASHVILLE                      | AT ST. LOUIS                       |
|-----------------------------|---|-----------------------------------|------------------------------------|
| Current Trend               | 3 St. Louis wins (11/24/10-4/9/11)  | 2 St. Louis wins (10/28-11/24/10) | 2 St. Louis wins (12/26/10-4/9/11) |
| Last Win                    | 11/11/10 (3-2 SO)   | 10/11/10 (4-3)                    | 11/11/10 (3-2 SO)                  |
| Last Loss                   | 4/9/11 (0-2)  | 11/24/10 (1-2 SO)                 | 4/9/11 (0-2)                       |
| Overtime Record             | 11-6-4  | 7-4-3                             | 4-2-1                              |
| Longest Win/Unbeaten Streak | 14 (14-0-0-0, 10/15/05-1/27/07)   | 8 (8-0-0, 10/20/05-4/5/07)        | 8 (7-0-1-0, 3/11/04-1/27/07)       |
| Longest Winless Streak      | 8 (0-6-2-0, 4/7/10-1/2/12/02)   | 7 (0-6-1-0, 1/19/91-11/24/00)     | 9 (0-7-1-1, 4/7/01-3/11/04)        |
| Longest Losing Streak       | 10 (10-0-3-0, 12/30/02)   | 3 (twice, last 2/18-2/14/00)      | 8 (4/7/01-12/6/03)                 |
| Most Goals by Nashville     | 6 (twice, last 1/22/08, 6-3)  | 6 (12/2/08, 6-3)                  | 6 (1/27/07, 6-3)                   |
| Most Goals by St. Louis     | 7 (twice, last 10/30/02, 0-7)   | 6 (1/1/99, 5-6)                   | 7 (twice, last 10/30/02, 0-7)      |
| Most Goals by Both Teams    | 11 (1/1/99, 5-6)  | 11 (1/1/99, 5-6)                  | 9 (three times, last 1/27/07, 6-3) |
| Last Five Games             | 1-3-1   | 3-1-1                             | 3-2-0                              |
| Last Ten Games              | 6-3-1   | 5-2-3                             | 6-4-0                              |
| Last Transaction            | 12/29/10: Claimed Marek Svatov on waivers from St. Louis.   |                                   |                                    |
| Series Notes                | 2/21/09: Shea Weber scored the only goal of the game at 2:36 of overtime, and Pekka Rinne stoned 30 shots in a 1-0 shutout victory at Scottrade Center. 11/25/08: |                                   |                                    |



# NHL & OPPONENTS

## SAN JOSE SHARKS



HP Pavilion at San Jose • 525 West Santa Clara St.  
San Jose, CA 95113 • (408) 287-7070  
GM: Doug Wilson  
Head Coach: Todd McLellan  
PR: Scott Emmert, Tom Holy, Ryan Stern

### 2010-11 SEASON SERIES

#### @ NASHVILLE

| Date         | Score          | W/Goal          |
|--------------|----------------|-----------------|
| 15 Feb '11 * | S.J. 2 @ NSH 1 | Patrick Marleau |
| 15 Dec '10   | S.J. 2 @ NSH 3 | Colin Wilson    |

### GOALS BY PERIOD

|           | 1st | 2nd | 3rd | OT | Total |
|-----------|-----|-----|-----|----|-------|
| Nashville | 3   | 2   | 3   | 0  | 8     |
| San Jose  | 2   | 4   | 0   | 2  | 8     |

### INDIVIDUAL SCORING

| PREDATORS        |    |   |   |   |     |     |    |    |    |  |
|------------------|----|---|---|---|-----|-----|----|----|----|--|
| PLAYER           | GP | G | A | P | +/- | PIM | PP | PP | SH |  |
| Shea Weber       | 4  | 1 | 3 | 4 | 0   | 2   | 1  | 0  | 0  |  |
| David Legwand    | 3  | 1 | 2 | 3 | -1  | 0   | 0  | 0  | 0  |  |
| Sergei Kostitsyn | 4  | 2 | 0 | 2 | -2  | 2   | 0  | 0  | 0  |  |
| Ryan Suter       | 4  | 0 | 2 | 2 | -1  | 2   | 0  | 0  | 0  |  |
| Martin Erat      | 3  | 0 | 2 | 2 | -2  | 0   | 0  | 0  | 0  |  |
| Marcel Goc       | 3  | 0 | 2 | 2 | 0   | 0   | 0  | 0  | 0  |  |
| Steve Sullivan   | 2  | 0 | 2 | 2 | 1   | 0   | 0  | 0  | 0  |  |
| Cody Franson     | 4  | 1 | 0 | 1 | -1  | 0   | 1  | 0  | 0  |  |
| Joel Ward        | 4  | 1 | 0 | 1 | 0   | 0   | 1  | 0  | 0  |  |
| Colin Wilson     | 4  | 1 | 0 | 1 | 1   | 0   | 0  | 0  | 0  |  |
| Jordin Tootoo    | 2  | 1 | 0 | 1 | 1   | 2   | 0  | 0  | 0  |  |
| Patric Hornqvist | 3  | 0 | 1 | 1 | 1   | 0   | 0  | 0  | 0  |  |
| Kevin Klein      | 4  | 0 | 0 | 0 | 1   | 0   | 0  | 0  | 0  |  |
| Shane O'Brien    | 4  | 0 | 0 | 0 | 0   | 10  | 0  | 0  | 0  |  |
| Jerred Smithson  | 4  | 0 | 0 | 0 | 1   | 2   | 0  | 0  | 0  |  |
| J-P Dumont       | 3  | 0 | 0 | 0 | 0   | 0   | 0  | 0  | 0  |  |
| Nick Spaling     | 3  | 0 | 0 | 0 | 0   | 0   | 0  | 0  | 0  |  |
| Wade Belak       | 2  | 0 | 0 | 0 | 0   | 0   | 0  | 0  | 0  |  |
| Francis Bouillon | 2  | 0 | 0 | 0 | -2  | 0   | 0  | 0  | 0  |  |
| Mike Fisher      | 2  | 0 | 0 | 0 | -2  | 0   | 0  | 0  | 0  |  |
| Marek Svratos    | 2  | 0 | 0 | 0 | 0   | 0   | 0  | 0  | 0  |  |
| Jonathon Blum    | 1  | 0 | 0 | 0 | -1  | 0   | 0  | 0  | 0  |  |
| Matt Halischuk   | 1  | 0 | 0 | 0 | 0   | 0   | 0  | 0  | 0  |  |
| Chris Mueller    | 1  | 0 | 0 | 0 | 0   | 0   | 0  | 0  | 0  |  |
| Cal O'Reilly     | 1  | 0 | 0 | 0 | 1   | 0   | 0  | 0  | 0  |  |
| Alexander Sulzer | 1  | 0 | 0 | 0 | -1  | 2   | 0  | 0  | 0  |  |
| Andreas Thresson | 1  | 0 | 0 | 0 | 0   | 0   | 0  | 0  | 0  |  |

Power Play: 3-10 30.0% / Penalty Killing: 10-12 83.3%

### GOALTENDING

| PREDATORS       |     |        |       |    |     |     |      |      |
|-----------------|-----|--------|-------|----|-----|-----|------|------|
| GP              | MIN | W-L-OT | GA    | SA | SV  | GAA | SV%  |      |
| Pekka Rinne     | 3   | 187    | 1-0-2 | 6  | 126 | 120 | 1.92 | .952 |
| Anders Lindback | 1   | 60     | 1-0-0 | 2  | 27  | 25  | 2.00 | .926 |

#### SHARKS

| GP          | MIN | W-L-OT | GA    | SA | SV  | GAA | SV%  |      |
|-------------|-----|--------|-------|----|-----|-----|------|------|
| Antti Niemi | 4   | 244    | 2-2-0 | 8  | 117 | 109 | 1.97 | .932 |

#### @ SAN JOSE

| Date         | Score          | W/Goal           |
|--------------|----------------|------------------|
| 08 Mar '11 * | NSH 2 @ S.J. 3 | Patrick Marleau  |
| 08 Jan '11   | NSH 2 @ S.J. 1 | Sergei Kostitsyn |

\* overtime \*\* shootout

### SHOTS BY PERIOD

|           | 1st | 2nd | 3rd | OT | Total |
|-----------|-----|-----|-----|----|-------|
| Nashville | 52  | 29  | 34  | 2  | 117   |
| San Jose  | 49  | 44  | 52  | 8  | 153   |

| SHARKS              |    |   |   |   |     |     |    |    |    |  |
|---------------------|----|---|---|---|-----|-----|----|----|----|--|
| PLAYER              | GP | G | A | P | +/- | PIM | PP | PP | SH |  |
| Patrick Marleau     | 4  | 2 | 1 | 3 | 2   | 0   | 0  | 0  | 0  |  |
| Ryane Clowe         | 4  | 1 | 2 | 3 | 2   | 2   | 0  | 0  | 0  |  |
| Dany Heatley        | 4  | 1 | 2 | 3 | -1  | 4   | 1  | 0  | 0  |  |
| Justin Braun        | 2  | 1 | 1 | 2 | 0   | 0   | 1  | 0  | 0  |  |
| Joe Thornton        | 4  | 0 | 2 | 2 | 2   | 2   | 0  | 0  | 0  |  |
| Kent Huskins        | 2  | 0 | 2 | 2 | 2   | 0   | 0  | 0  | 0  |  |
| Logan Couture       | 4  | 1 | 0 | 1 | 1   | 2   | 0  | 0  | 0  |  |
| Devin Setoguchi     | 4  | 1 | 0 | 1 | -1  | 2   | 0  | 0  | 0  |  |
| Niclas Wallin       | 4  | 1 | 0 | 1 | 1   | 0   | 0  | 0  | 0  |  |
| Jason Demers        | 4  | 0 | 1 | 1 | 0   | 4   | 0  | 0  | 0  |  |
| Benn Ferriero       | 2  | 0 | 1 | 1 | 0   | 0   | 0  | 0  | 0  |  |
| Ian White           | 1  | 0 | 1 | 1 | 1   | 0   | 0  | 0  | 0  |  |
| Jamal Mayers        | 4  | 0 | 0 | 0 | 1   | 0   | 0  | 0  | 0  |  |
| Torrey Mitchell     | 4  | 0 | 0 | 0 | -2  | 0   | 0  | 0  | 0  |  |
| Marc-Edouard Vlasic | 4  | 0 | 0 | 0 | 1   | 0   | 0  | 0  | 0  |  |
| Dan Boyle           | 3  | 0 | 0 | 0 | -2  | 0   | 0  | 0  | 0  |  |
| Douglas Murray      | 3  | 0 | 0 | 0 | -1  | 0   | 0  | 0  | 0  |  |
| Scott Nichol        | 3  | 0 | 0 | 0 | -2  | 2   | 0  | 0  | 0  |  |
| Joe Pavelski        | 3  | 0 | 0 | 0 | 0   | 0   | 0  | 0  | 0  |  |
| Ben Eager           | 2  | 0 | 0 | 0 | 0   | 0   | 0  | 0  | 0  |  |
| Jamie McGinn        | 2  | 0 | 0 | 0 | -1  | 0   | 0  | 0  | 0  |  |
| Kyle Wellwood       | 2  | 0 | 0 | 0 | 0   | 0   | 0  | 0  | 0  |  |
| Andrew Desjardins   | 1  | 0 | 0 | 0 | 0   | 0   | 0  | 0  | 0  |  |
| Derek Joslin        | 1  | 0 | 0 | 0 | 0   | 0   | 0  | 0  | 0  |  |
| Brandon Mashinter   | 1  | 0 | 0 | 0 | 0   | 0   | 0  | 0  | 0  |  |

Power Play: 2-12 16.7% / Penalty Killing: 7-10 70.0%

| Season  | OVERALL |    |    |    |     |     |     | HOME |    |    |    |     |    |    | ROAD |   |    |    |     |    |    |
|---------|---------|----|----|----|-----|-----|-----|------|----|----|----|-----|----|----|------|---|----|----|-----|----|----|
|         | GP      | W  | L  | OT | PTS | GF  | GA  | GP   | W  | L  | OT | PTS | GF | GA | GP   | W | L  | OT | PTS | GF | GA |
| 1998-99 | 4       | 2  | 2  | 0  | 4   | 10  | 10  | 2    | 1  | 1  | 0  | 2   | 5  | 5  | 2    | 1 | 1  | 0  | 2   | 5  | 5  |
| 1999-00 | 4       | 1  | 3  | 0  | 2   | 9   | 14  | 2    | 1  | 1  | 0  | 2   | 4  | 7  | 2    | 0 | 2  | 0  | 0   | 5  | 7  |
| 2000-01 | 4       | 2  | 2  | 0  | 4   | 11  | 10  | 2    | 0  | 2  | 0  | 0   | 3  | 7  | 2    | 2 | 0  | 0  | 4   | 8  | 3  |
| 2001-02 | 4       | 1  | 2  | 1  | 3   | 6   | 9   | 2    | 0  | 1  | 1  | 1   | 2  | 6  | 2    | 1 | 1  | 0  | 2   | 4  | 3  |
| 2002-03 | 4       | 2  | 1  | 1  | 5   | 11  | 8   | 2    | 1  | 1  | 0  | 2   | 5  | 4  | 2    | 1 | 0  | 1  | 3   | 6  | 4  |
| 2003-04 | 4       | 2  | 2  | 0  | 4   | 14  | 13  | 2    | 2  | 0  | 0  | 4   | 10 | 5  | 2    | 0 | 2  | 0  | 0   | 4  | 8  |
| 2005-06 | 4       | 2  | 0  | 2  | 6   | 9   | 9   | 2    | 2  | 0  | 0  | 4   | 5  | 3  | 2    | 0 | 0  | 2  | 2   | 4  | 6  |
| 2006-07 | 4       | 3  | 1  | 0  | 6   | 13  | 9   | 2    | 2  | 0  | 0  | 4   | 9  | 3  | 2    | 1 | 1  | 0  | 2   | 4  | 6  |
| 2007-08 | 4       | 0  | 4  | 0  | 0   | 6   | 14  | 2    | 0  | 2  | 0  | 0   | 3  | 7  | 2    | 0 | 2  | 0  | 0   | 3  | 7  |
| 2008-09 | 4       | 2  | 1  | 1  | 5   | 10  | 12  | 2    | 1  | 1  | 0  | 2   | 4  | 6  | 2    | 1 | 0  | 1  | 3   | 6  | 6  |
| 2009-10 | 4       | 1  | 3  | 0  | 2   | 15  | 19  | 2    | 1  | 1  | 0  | 2   | 7  | 7  | 2    | 0 | 2  | 0  | 0   | 8  | 12 |
| 2010-11 | 4       | 2  | 0  | 2  | 6   | 8   | 8   | 2    | 1  | 0  | 1  | 3   | 4  | 4  | 2    | 1 | 0  | 1  | 3   | 4  | 4  |
| Totals  | 48      | 20 | 21 | 7  | 47  | 122 | 135 | 24   | 12 | 10 | 2  | 26  | 61 | 64 | 24   | 8 | 11 | 5  | 21  | 61 | 71 |

OT column includes both ties and overtime losses in 1999-00, 2000-01, 2001-02 (one home tie), 2002-03 (one road tie) and 2003-04. OT column includes ties in 1998-99.

| DATE    | VISITOR           | HOME                      |
|---------|-------------------|---------------------------|
| 2005-06 | October 5, 2005   | San Jose 2 NASHVILLE 3    |
|         | October 22, 2005  | San Jose 1 NASHVILLE 2    |
|         | November 22, 2005 | Nashville 2 SAN JOSE 3 OT |
|         | March 11, 2006    | Nashville 2 SAN JOSE 3 OT |
| 2006-07 | October 26, 2006  | San Jose 3 NASHVILLE 4    |
|         | December 9, 2006  | Nashville 1 SAN JOSE 3    |
|         | February 14, 2007 | San Jose 0 NASHVILLE 5    |
|         | February 28, 2007 | NASHVILLE 4 San Jose 3 SO |
| 2007-08 | October 20, 2007  | Nashville 0 SAN JOSE 3    |
|         | December 29, 2007 | SAN JOSE 2 Nashville 5    |
|         | February 9, 2008  | Nashville 3 SAN JOSE 4    |
|         | March 11, 2008    | SAN JOSE 2 Nashville 1    |

| DATE    | VISITOR           | HOME                      |
|---------|-------------------|---------------------------|
| 2008-09 | November 11, 2008 | NASHVILLE 4 San Jose 3 OT |
|         | November 17, 2008 | SAN JOSE 4 Nashville 1    |
|         | March 19, 2009    | Nashville 2 SAN JOSE 3 SO |
|         | March 26, 2009    | San Jose 2 NASHVILLE 3    |
| 2009-10 | November 10, 2009 | Nashville 3 SAN JOSE 4    |
|         | November 17, 2009 | San Jose 3 NASHVILLE 4    |
|         | February 6, 2010  | SAN JOSE 4 Nashville 3    |
|         | March 11, 2010    | Nashville 5 SAN JOSE 8    |
| 2010-11 | December 15, 2010 | San Jose 2 NASHVILLE 3    |
|         | January 8, 2011   | NASHVILLE 2 San Jose 1    |
|         | February 15, 2011 | SAN JOSE 2 Nashville 1 OT |
|         | March 8, 2011     | Nashville 2 SAN JOSE 3 OT |

|                                 | OVERALL   | AT NASHVILLE                       | AT SAN JOSE                   |
|---------------------------------|---|------------------------------------|-------------------------------|
| <b>Current Trend</b>            | 2 San Jose wins (2/15-3/8/11)   | 1 San Jose win (2/15/11)           | 1 San Jose win (3/8/11)       |
| <b>Last Win</b>                 | 1/8/11 (2-1)  | 12/15/10 (3-2)                     | 1/8/11 (2-1)                  |
| <b>Last Loss</b>                | 3/8/11 (2-3 OT)   | 2/15/11 (1-2 OT)                   | 3/8/11 (2-3 OT)               |
| <b>Last Tie</b>                 | 11/7/02 (2-2 OT)  | 12/23/01 (1-1 OT)                  | 11/7/02 (2-2 OT)              |
| <b>Overtime Record</b>          | 3-5-2   | 1-1-1                              | 2-4-1                         |
| <b>Longest Unbeaten Streak</b>  | 4 (4-0-0-0, 1/31/04-10/22/05)   | 7 (7-0-0-0, 11/27/02-2/14/07)      | 3 (2-0-1-0, 3/5-12/7/02)      |
| <b>Longest Winning Streak</b>   | 4 (1/31/04-10/22/05)  | 7 (11/27/02-2/14/07)               | 2 (1/13-3/10/01)              |
| <b>Longest Winless Streak</b>   | 4 (twice, last 0-4-0, 10/20/07-3/11/08)   | 5 (0-4-1-0, 10/21/00-10/24/02)     | 5 (0-3-0-2, 11/22/03-12/9/06) |
| <b>Longest Losing Streak</b>    | 4 (twice, last 10/20/07-3/11/08)  | 3 (12/29/07-11/7/08)               | 5 (11/22/03-12/9/06)          |
| <b>Most Goals by Nashville</b>  | 7 (2/18/04, 7-3)  | 7 (2/18/04, 7-3)                   | 5 (twice, last 3/11/00, 5-8)  |
| <b>Most Goals by San Jose</b>   | 8 (3/11/10, 5-8)  | 5 (three times, last 2/26/02, 1-5) | 8 (3/11/10, 5-8)              |
| <b>Most Goals by Both Teams</b> | 13 (3/11/10, 5-8)   | 10 (2/18/04, 7-3)                  | 13 (3/11/10, 5-8)             |
| <b>Last Five Games</b>          | 2-1-2   | 3-1-1                              | 1-2-2                         |
| <b>Last Ten Games</b>           | 4-3-3   | 5-4-1                              | 3-5-2                         |
| <b>Last Transaction</b>         | 6/21/08: Acquired a seventh-round selection (Anders Lindback) in the 2008 NHL Entry Draft and Toronto's fourth-round selection in the 2009 NHL Entry Draft (Craig Smith) for a fourth-round selection in the 2008 NHL Entry Draft (Harri Sateri). |                                    |                               |

#### Series Notes

1/8/11: Sergei Kostitsyn scored the game winner at 6:23 of the third period as Nashville won in regulation at HP Pavilion for the first time since Dec. 7, 2002





# NHL & OPPONENTS

## TAMPA BAY LIGHTNING



St. Pete Times Forum • 401 Channelside Drive  
Tampa, FL 33602 • (813) 301-6500  
GM: Steve Yzerman  
Head Coach: Guy Boucher  
PR: Bill Wickett, Brian Breseman

### 2010-11 SEASON SERIES

| @ NASHVILLE |       |        |
|-------------|-------|--------|
| Date        | Score | W/Goal |
| No Games    |       |        |

### GOALS BY PERIOD

|           | 1st | 2nd | 3rd | OT | Total |
|-----------|-----|-----|-----|----|-------|
| Nashville | 2   | 1   | 1   | -  | 4     |
| Tampa Bay | 1   | 0   | 2   | -  | 3     |

### INDIVIDUAL SCORING

| PREDATORS        |    |   |   |   |     |     |    |    |  |
|------------------|----|---|---|---|-----|-----|----|----|--|
| PLAYER           | GP | G | A | P | +/- | PIM | PP | SH |  |
| Cody Franson     | 1  | 1 | 0 | 1 | 2   | 0   | 0  | 0  |  |
| Sergei Kostitsyn | 1  | 1 | 0 | 1 | 1   | 0   | 0  | 0  |  |
| Shea Weber       | 1  | 1 | 0 | 1 | 0   | 0   | 0  | 0  |  |
| Colin Wilson     | 1  | 1 | 0 | 1 | 1   | 0   | 0  | 0  |  |
| Francis Bouillon | 1  | 0 | 1 | 1 | 0   | 0   | 0  | 0  |  |
| J-P Dumont       | 1  | 0 | 1 | 1 | 1   | 0   | 0  | 0  |  |
| Martin Erat      | 1  | 0 | 1 | 1 | 1   | 4   | 0  | 0  |  |
| David Legwand    | 1  | 0 | 1 | 1 | -1  | 0   | 0  | 0  |  |
| Cal O'Reilly     | 1  | 0 | 1 | 1 | 0   | 0   | 0  | 0  |  |
| Jerred Smithson  | 1  | 0 | 1 | 1 | 1   | 2   | 0  | 0  |  |
| Nick Spaling     | 1  | 0 | 1 | 1 | 1   | 0   | 0  | 0  |  |
| Jordin Tootoo    | 1  | 0 | 1 | 1 | -1  | 0   | 0  | 0  |  |
| Patric Hornqvist | 1  | 0 | 0 | 0 | 0   | 2   | 0  | 0  |  |
| Kevin Klein      | 1  | 0 | 0 | 0 | -1  | 0   | 0  | 0  |  |
| Shane O'Brien    | 1  | 0 | 0 | 0 | -1  | 2   | 0  | 0  |  |
| Steve Sullivan   | 1  | 0 | 0 | 0 | 0   | 0   | 0  | 0  |  |
| Alexander Sulzer | 1  | 0 | 0 | 0 | 2   | 0   | 0  | 0  |  |
| Joel Ward        | 1  | 0 | 0 | 0 | -1  | 0   | 0  | 0  |  |

Power Play: 0-1 0.0% / Penalty Killing: 4-4 100.0%

### GOALTENDING

| PREDATORS       | GP | MIN | W-L-OT | GA | SA | SV | GAA  | SV%  |
|-----------------|----|-----|--------|----|----|----|------|------|
| Anders Lindback | 1  | 60  | 1-0-0  | 3  | 45 | 42 | 3.00 | .933 |

### LIGHTNING

|           | GP | MIN | W-L-OT | GA | SA | SV | GAA  | SV%  |
|-----------|----|-----|--------|----|----|----|------|------|
| Dan Ellis | 1  | 59  | 0-1-0  | 4  | 26 | 22 | 4.07 | .846 |

| @ TAMPA BAY |                |              |
|-------------|----------------|--------------|
| Date        | Score          | W/Goal       |
| 24 Oct '10  | NSH 4 @ T.B. 3 | Colin Wilson |

### SHOTS BY PERIOD

|           | 1st | 2nd | 3rd | OT | Total |
|-----------|-----|-----|-----|----|-------|
| Nashville | 10  | 10  | 6   | -  | 26    |
| Tampa Bay | 13  | 16  | 16  | -  | 45    |

| LIGHTNING          |    |   |   |   |     |     |    |    |  |
|--------------------|----|---|---|---|-----|-----|----|----|--|
| PLAYER             | GP | G | A | P | +/- | PIM | PP | SH |  |
| Sean Bergenheim    | 1  | 1 | 0 | 1 | 0   | 0   | 0  | 0  |  |
| Adam Hall          | 1  | 1 | 0 | 1 | -1  | 0   | 0  | 0  |  |
| Martin St Louis    | 1  | 1 | 0 | 1 | 0   | 0   | 0  | 0  |  |
| Victor Hedman      | 1  | 0 | 1 | 1 | -1  | 2   | 0  | 0  |  |
| Pavel Kubina       | 1  | 0 | 1 | 1 | 1   | 0   | 0  | 0  |  |
| Mike Lundin        | 1  | 0 | 1 | 1 | 1   | 0   | 0  | 0  |  |
| Steven Stamkos     | 1  | 0 | 1 | 1 | 0   | 0   | 0  | 0  |  |
| Nate Thompson      | 1  | 0 | 1 | 1 | -1  | 0   | 0  | 0  |  |
| Brett Clark        | 1  | 0 | 0 | 0 | 0   | 0   | 0  | 0  |  |
| Steve Downie       | 1  | 0 | 0 | 0 | -2  | 0   | 0  | 0  |  |
| Randy Jones        | 1  | 0 | 0 | 0 | -2  | 0   | 0  | 0  |  |
| Vincent Lecavalier | 1  | 0 | 0 | 0 | 2   | 0   | 0  | 0  |  |
| Ryan Malone        | 1  | 0 | 0 | 0 | 0   | 0   | 0  | 0  |  |
| Dominic Moore      | 1  | 0 | 0 | 0 | 0   | 0   | 0  | 0  |  |
| Teddy Purcell      | 1  | 0 | 0 | 0 | 0   | 0   | 0  | 0  |  |
| Matt Smaby         | 1  | 0 | 0 | 0 | -1  | 0   | 0  | 0  |  |
| Dana Tyrell        | 1  | 0 | 0 | 0 | -1  | 0   | 0  | 0  |  |
| Michael Vernace    | 1  | 0 | 0 | 0 | 0   | 0   | 0  | 0  |  |

Power Play: 0-4 0.0% / Penalty Killing: 1-1 100.0%

|         | OVERALL |   |   |    |     |    |    | HOME |   |   |    |     |    |    | ROAD |   |   |    |     |    |    |   |
|---------|---------|---|---|----|-----|----|----|------|---|---|----|-----|----|----|------|---|---|----|-----|----|----|---|
| Season  | GP      | W | L | OT | PTS | GF | GA | GP   | W | L | OT | PTS | GF | GA | GP   | W | L | OT | PTS | GF | GA |   |
| 1998-99 | 2       | 1 | 1 | 0  | 2   | 5  | 3  | 1    | 0 | 1 | 0  | 0   | 2  | 3  | 1    | 1 | 0 | 0  | 2   | 3  | 0  | 1 |
| 1999-00 | 2       | 0 | 1 | 1  | 1   | 6  | 7  | 1    | 0 | 1 | 0  | 0   | 2  | 3  | 1    | 0 | 0 | 1  | 1   | 4  | 4  |   |
| 2000-01 | 1       | 1 | 0 | 0  | 2   | 3  | 2  | 1    | 1 | 0 | 0  | 2   | 3  | 2  | 0    | 0 | 0 | 0  | 0   | 0  | 0  |   |
| 2001-02 | 2       | 0 | 2 | 0  | 0   | 1  | 6  | 1    | 0 | 1 | 0  | 0   | 0  | 1  | 1    | 0 | 1 | 0  | 0   | 1  | 5  |   |
| 2002-03 | 2       | 1 | 0 | 1  | 3   | 5  | 4  | 1    | 1 | 0 | 0  | 2   | 3  | 2  | 1    | 0 | 0 | 1  | 1   | 2  | 2  |   |
| 2003-04 | 1       | 0 | 1 | 0  | 0   | 2  | 5  | 1    | 0 | 1 | 0  | 0   | 2  | 5  | 0    | 0 | 0 | 0  | 0   | 0  | 0  |   |
| 2005-06 | 1       | 0 | 1 | 0  | 0   | 3  | 4  | 0    | 0 | 0 | 0  | 0   | 0  | 0  | 1    | 0 | 1 | 0  | 0   | 3  | 4  |   |
| 2007-08 | 1       | 0 | 0 | 1  | 1   | 1  | 2  | 1    | 0 | 0 | 1  | 1   | 1  | 2  | 0    | 0 | 0 | 0  | 0   | 0  | 0  |   |
| 2008-09 | 1       | 0 | 1 | 0  | 0   | 1  | 4  | 0    | 0 | 0 | 0  | 0   | 0  | 0  | 1    | 0 | 1 | 0  | 0   | 1  | 4  |   |
| 2009-10 | 1       | 1 | 0 | 0  | 2   | 7  | 4  | 1    | 1 | 0 | 0  | 2   | 7  | 4  | 0    | 0 | 0 | 0  | 0   | 0  | 0  |   |
| 2010-11 | 1       | 1 | 0 | 0  | 2   | 4  | 3  | 0    | 0 | 0 | 0  | 0   | 0  | 0  | 1    | 1 | 0 | 0  | 2   | 4  | 3  |   |
| Totals  | 15      | 5 | 7 | 3  | 13  | 38 | 44 | 8    | 3 | 4 | 1  | 7   | 20 | 22 | 7    | 2 | 3 | 2  | 6   | 18 | 22 |   |

OT column includes both ties and overtime losses in 1999-00 (one road tie), 2000-01, 2001-02, 2002-03 (one road tie) and 2003-04. OT column includes ties in 1998-99.

| DATE    | VISITOR           | HOME                       |
|---------|-------------------|----------------------------|
| 1998-99 | January 21, 1999  | TAMPA BAY 3 Nashville 2    |
|         | March 24, 1999    | NASHVILLE 3 Tampa Bay 0    |
| 1999-00 | December 14, 1999 | Nashville 4 Tampa Bay 4 OT |
|         | February 26, 2000 | TAMPA BAY 3 Nashville 2    |
| 2000-01 | February 18, 2001 | Tampa Bay 2 NASHVILLE 3    |
| 2001-02 | December 26, 2001 | TAMPA BAY 1 Nashville 0    |
|         | March 10, 2002    | Nashville 1 TAMPA BAY 5    |
| 2002-03 | December 21, 2002 | Nashville 2 Tampa Bay 2 OT |
|         | January 25, 2003  | Tampa Bay 2 NASHVILLE 3    |

| DATE    | VISITOR           | HOME                       |
|---------|-------------------|----------------------------|
| 2003-04 | February 5, 2004  | TAMPA BAY 5 Nashville 2    |
| 2005-06 | December 10, 2005 | Nashville 3 TAMPA BAY 4    |
| 2007-08 | February 7, 2008  | TAMPA BAY 2 Nashville 1 OT |
| 2008-09 | November 21, 2008 | Nashville 1 TAMPA BAY 4    |
| 2009-10 | December 15, 2009 | Tampa Bay 4 NASHVILLE 7    |
| 2010-11 | October 24, 2010  | NASHVILLE 4 Tampa Bay 3    |

|                          | OVERALL  | AT NASHVILLE                           | AT TAMPA BAY                   |
|--------------------------|--|--|--------------------------------|
| Current Trend            | 2 Nashville wins (12/15/09-10/24/10)   | 1 Nashville win (12/15/09)             | 1 Nashville win (10/24/10)     |
| Last Win                 | 10/24/10 (4-3)   | 12/15/09 (7-4)                         | 10/24/10 (4-3)                 |
| Last Loss                | 11/21/08 (1-4)   | 2/7/08 (1-2 OT)                        | 11/21/08 (1-4)                 |
| Last Tie                 | 12/21/02 (2-2 OT)  | None                                   | 12/21/02 (2-2 OT)              |
| Overtime Record          | 0-1-2  | 0-1-0                                  | 0-0-2                          |
| Longest Unbeaten Streak  | 2 (three times, last 2-0-0, 12/15/09-10/24/10)   | None                                   | 2 (1-0-1-0, 3/24/12/14/99)     |
| Longest Winning Streak   | 2 (12/15/09-10/24/10)  | None                                   | None                           |
| Longest Winless Streak   | 4 (0-3-0-1, 2/5/04-11/21/08)   | 2 (twice, last 0-1-0-1, 2/5/04-2/7/08) | 5 (0-3-2-0, 12/14/99-11/21/08) |
| Longest Losing Streak    | 4 (2/5/04-11/21/08)  | 2 (twice, last 0-1-0-1, 2/5/04-2/7/08) | 2 (12/10/05-11/21/08)          |
| Most Goals by Nashville  | 7 (12/15/09, 7-4)  | 7 (12/15/09, 7-4)                      | 4 (twice, last 10/23/10, 4-3)  |
| Most Goals by Tampa Bay  | 5 (twice, last 2/5/04, 2-5)  | 5 (2/5/04, 2-5)                        | 5 (3/10/02, 1-5)               |
| Most Goals by Both Teams | 11 (12/15/09, 7-4)   | 11 (12/15/09, 7-4)                     | 8 (12/14/99, 4-4 OT)           |
| Last Five Games          | 2-2-(0)-1  | 2-2-(0)-1                              | 1-3-(1)-0                      |
| Last Ten Games           | 3-5-(1)-1  | 3-4-(0)-1                              | 2-3-(2)-0                      |
| Last Transaction         | 6/27/09: Traded Carolina's fifth-round selection in the 2009 Entry Draft (Michael Zador) for Tampa Bay's fifth-round selection in the 2010 Entry Draft (Patrick Cehlin).   |  |                                |
| Series Notes             | 10/24/10: Anders Lindback made 42 saves as Nashville won in Tampa for the first time since its inaugural season, 4-3... 12/15/09: Nashville scored five second-period goals en route to a 7-4 victory at Bridgestone Arena, the club's first win over the Lightning in nearly seven years... 12/21/02: Tomas Vokoun stopped 38-of-40 shots, including 20 saves on 20 shots in the third period and overtime, in a 2-2 tie against the Lightning at St. Pete Times Forum... 3/24/99: Mike Dunham made 27 saves to record his first shutout as a Predator, and Nashville's first road shutout, in a 3-0 victory. |  |                                |
| 2011-12 Schedule         | 10/27/11: Tampa Bay at Nashville   |  | None                           |



# NHL & OPPONENTS

## TORONTO MAPLE LEAFS



Air Canada Centre • 40 Bay St. Suite 400  
Toronto, ON M5J 2X2 • (416) 815-5700  
GM: Brian Burke  
Head Coach: Ron Wilson  
PR: Pat Park, Craig Downey, Aaron Gogishvili

### 2010-11 SEASON SERIES

| @ NASHVILLE |       |        |
|-------------|-------|--------|
| Date        | Score | W/Goal |
| No Games    |       |        |

| @ TORONTO  |               |                 |
|------------|---------------|-----------------|
| Date       | Score         | W/Goal          |
| 16 Nov '10 | NSH 4 @ TOR 5 | Nikolai Kulemin |

### GOALS BY PERIOD

|           | 1st | 2nd | 3rd | OT | Total |
|-----------|-----|-----|-----|----|-------|
| Nashville | 3   | 1   | 0   | -  | 4     |
| Toronto   | 1   | 4   | 0   | -  | 5     |

### SHOTS BY PERIOD

|           | 1st | 2nd | 3rd | OT | Total |
|-----------|-----|-----|-----|----|-------|
| Nashville | 12  | 8   | 14  | -  | 34    |
| Toronto   | 11  | 17  | 5   | -  | 33    |

### INDIVIDUAL SCORING

| PREDATORS        |    |   |   |   |     |     |    |    |
|------------------|----|---|---|---|-----|-----|----|----|
| PLAYER           | GP | G | A | P | +/- | PIM | PP | SH |
| David Legwand    | 1  | 0 | 2 | 2 | 1   | 0   | 0  | 0  |
| J-P Dumont       | 1  | 1 | 0 | 1 | 0   | 0   | 0  | 0  |
| Martin Erat      | 1  | 1 | 0 | 1 | 2   | 0   | 0  | 0  |
| Marcel Goc       | 1  | 1 | 0 | 1 | 2   | 0   | 0  | 1  |
| Jordin Tootoo    | 1  | 1 | 0 | 1 | 2   | 0   | 0  | 0  |
| Ryan Suter       | 1  | 0 | 1 | 1 | 1   | 4   | 0  | 0  |
| Joel Ward        | 1  | 0 | 1 | 1 | 0   | 2   | 0  | 0  |
| Francis Bouillon | 1  | 0 | 0 | 0 | 1   | 2   | 0  | 0  |
| Cody Franson     | 1  | 0 | 0 | 0 | 0   | 0   | 0  | 0  |
| Patric Hornqvist | 1  | 0 | 0 | 0 | 0   | 2   | 0  | 0  |
| Kevin Klein      | 1  | 0 | 0 | 0 | 2   | 2   | 0  | 0  |
| Sergei Kostitsyn | 1  | 0 | 0 | 0 | 0   | 0   | 0  | 0  |
| Shane O'Brien    | 1  | 0 | 0 | 0 | 1   | 0   | 0  | 0  |
| Cal O'Reilly     | 1  | 0 | 0 | 0 | 0   | 0   | 0  | 0  |
| Jerred Smithson  | 1  | 0 | 0 | 0 | 1   | 2   | 0  | 0  |
| Steve Sullivan   | 1  | 0 | 0 | 0 | 0   | 0   | 0  | 0  |
| Shea Weber       | 1  | 0 | 0 | 0 | 1   | 2   | 0  | 0  |
| Colin Wilson     | 1  | 0 | 0 | 0 | 0   | 0   | 0  | 0  |

Power Play: 0-2 0.0% / Penalty Killing: 4-8 50.0%

| MAPLE LEAFS         |    |   |   |   |     |     |    |    |  |  |
|---------------------|----|---|---|---|-----|-----|----|----|--|--|
| PLAYER              | GP | G | A | P | +/- | PIM | PP | SH |  |  |
| Clarke MacArthur    | 1  | 0 | 3 | 3 | -4  | 2   | 0  | 0  |  |  |
| Kris Versteeg       | 1  | 2 | 0 | 2 | 0   | 0   | 2  | 0  |  |  |
| Mikhail Grabovski   | 1  | 1 | 1 | 2 | -4  | 0   | 1  | 0  |  |  |
| Tomas Kaberle       | 1  | 0 | 2 | 2 | 0   | 0   | 0  | 0  |  |  |
| Phil Kessel         | 1  | 0 | 2 | 2 | -2  | 0   | 0  | 0  |  |  |
| Nikolai Kulemin     | 1  | 1 | 0 | 1 | -1  | 0   | 1  | 0  |  |  |
| Luke Schenn         | 1  | 1 | 0 | 1 | 1   | 2   | 0  | 0  |  |  |
| Nazem Kadri         | 1  | 0 | 1 | 1 | 1   | 0   | 0  | 0  |  |  |
| Keith Aulie         | 1  | 0 | 0 | 0 | -1  | 0   | 0  | 0  |  |  |
| Francois Beauchemin | 1  | 0 | 0 | 0 | -2  | 0   | 0  | 0  |  |  |
| Tyler Bozak         | 1  | 0 | 0 | 0 | 1   | 0   | 0  | 0  |  |  |
| Tim Brent           | 1  | 0 | 0 | 0 | 0   | 0   | 0  | 0  |  |  |
| Mike Brown          | 1  | 0 | 0 | 0 | 0   | 0   | 0  | 0  |  |  |
| Mike Komisarek      | 1  | 0 | 0 | 0 | -2  | 0   | 0  | 0  |  |  |
| Brett Lebda         | 1  | 0 | 0 | 0 | -2  | 0   | 0  | 0  |  |  |
| John Mitchell       | 1  | 0 | 0 | 0 | 0   | 0   | 0  | 0  |  |  |
| Colton Orr          | 1  | 0 | 0 | 0 | 0   | 0   | 0  | 0  |  |  |
| Fredrik Sjostrom    | 1  | 0 | 0 | 0 | 0   | 0   | 0  | 0  |  |  |

Power Play: 4-8 50.0% / Penalty Killing: 2-2 100.0%

### GOALTENDING

| PREDATORS   |    |     |        |    |    |    |      |      |
|-------------|----|-----|--------|----|----|----|------|------|
|             | GP | MIN | W-L-OT | GA | SA | SV | GAA  | SV%  |
| Pekka Rinne | 1  | 59  | 0-1-0  | 5  | 33 | 28 | 5.09 | .848 |

| MAPLE LEAFS            |    |     |        |    |    |    |      |       |
|------------------------|----|-----|--------|----|----|----|------|-------|
|                        | GP | MIN | W-L-OT | GA | SA | SV | GAA  | SV%   |
| Jean-Sebastien Giguere | 1  | 47  | 1-0-0  | 4  | 28 | 24 | 5.12 | .857  |
| Jonas Gustavsson       | 1  | 13  | 0-0-0  | 0  | 6  | 6  | 0.00 | 1.000 |

| Season  | OVERALL |   |   |    |     |    |    | HOME |   |   |    |     |    |    | ROAD |   |   |    |     |    |    |
|---------|---------|---|---|----|-----|----|----|------|---|---|----|-----|----|----|------|---|---|----|-----|----|----|
|         | GP      | W | L | OT | PTS | GF | GA | GP   | W | L | OT | PTS | GF | GA | GP   | W | L | OT | PTS | GF | GA |
| 1998-99 | 1       | 0 | 0 | 1  | 1   | 2  | 2  | 0    | 0 | 0 | 0  | 0   | 0  | 0  | 1    | 0 | 0 | 1  | 1   | 2  | 2  |
| 1999-00 | 1       | 1 | 0 | 0  | 2   | 4  | 2  | 0    | 0 | 0 | 0  | 0   | 0  | 0  | 1    | 1 | 0 | 0  | 2   | 4  | 2  |
| 2000-01 | 1       | 1 | 0 | 0  | 2   | 3  | 1  | 0    | 0 | 0 | 0  | 0   | 0  | 0  | 1    | 1 | 0 | 0  | 2   | 3  | 1  |
| 2001-02 | 2       | 1 | 1 | 0  | 2   | 6  | 6  | 1    | 1 | 0 | 0  | 2   | 3  | 2  | 1    | 0 | 1 | 0  | 0   | 3  | 4  |
| 2002-03 | 1       | 1 | 0 | 0  | 2   | 5  | 2  | 0    | 0 | 0 | 0  | 0   | 0  | 0  | 1    | 1 | 0 | 0  | 2   | 5  | 2  |
| 2003-04 | 1       | 0 | 1 | 0  | 0   | 1  | 2  | 0    | 0 | 0 | 0  | 0   | 0  | 0  | 1    | 0 | 1 | 0  | 0   | 1  | 2  |
| 2004-05 | 1       | 1 | 0 | 0  | 2   | 4  | 2  | 1    | 1 | 0 | 0  | 2   | 4  | 2  | 0    | 0 | 0 | 0  | 0   | 0  | 0  |
| 2005-06 | 1       | 0 | 1 | 0  | 0   | 1  | 3  | 0    | 0 | 0 | 0  | 0   | 0  | 0  | 1    | 0 | 1 | 0  | 0   | 1  | 3  |
| 2006-07 | 1       | 1 | 0 | 0  | 2   | 2  | 0  | 0    | 0 | 0 | 0  | 0   | 0  | 0  | 1    | 1 | 0 | 0  | 2   | 2  | 0  |
| 2007-08 | 1       | 0 | 1 | 0  | 0   | 3  | 4  | 1    | 0 | 1 | 0  | 0   | 3  | 4  | 0    | 0 | 0 | 0  | 0   | 0  | 0  |
| 2008-09 | 1       | 0 | 1 | 0  | 0   | 3  | 4  | 0    | 0 | 0 | 0  | 0   | 0  | 0  | 1    | 0 | 1 | 0  | 0   | 0  | 0  |
| 2009-10 | 1       | 0 | 1 | 0  | 0   | 4  | 5  | 0    | 0 | 0 | 0  | 0   | 0  | 0  | 1    | 0 | 1 | 0  | 0   | 4  | 5  |
| 2010-11 | 1       | 0 | 1 | 0  | 0   | 4  | 5  | 0    | 0 | 0 | 0  | 0   | 0  | 0  | 1    | 0 | 1 | 0  | 0   | 4  | 5  |
| Totals  | 12      | 6 | 5 | 1  | 13  | 35 | 29 | 3    | 2 | 1 | 0  | 4   | 10 | 8  | 9    | 4 | 4 | 1  | 9   | 25 | 21 |

OT column includes both ties and overtime losses in 1999-00, 2000-01, 2001-02, 2002-03 and 2003-04. OT column includes ties in 1999-99 (one road tie).

| DATE    | VISITOR           | HOME                     |
|---------|-------------------|--------------------------|
| 1998-99 | October 19, 1998  | Nashville 2 Toronto 2 OT |
| 1999-00 | October 11, 1999  | NASHVILLE 4 Toronto 2    |
| 2000-01 | December 20, 2000 | NASHVILLE 3 Toronto 1    |
| 2001-02 | January 8, 2002   | Nashville 3 TORONTO 4    |
|         | January 17, 2002  | Toronto 2 NASHVILLE 3 OT |
| 2002-03 | February 23, 2003 | NASHVILLE 5 Toronto 2    |

| DATE    | VISITOR           | HOME                  |
|---------|-------------------|-----------------------|
| 2003-04 | January 6, 2004   | Nashville 1 TORONTO 2 |
| 2006-07 | February 8, 2007  | Toronto 2 NASHVILLE 4 |
| 2007-08 | December 4, 2007  | Nashville 1 TORONTO 3 |
| 2008-09 | January 13, 2009  | NASHVILLE 2 Toronto 0 |
| 2009-10 | January 18, 2010  | TORONTO 4 Nashville 3 |
| 2010-11 | November 16, 2010 | Nashville 4 TORONTO 5 |

|                          | OVERALL   | AT NASHVILLE                | AT TORONTO                     |
|--------------------------|---|-----------------------------|--------------------------------|
| Current Trend            | 2 Toronto wins (1/18-1/16/10)   | 1 Toronto win (1/18/10)     | 1 Toronto win (1/16/10)        |
| Last Win                 | 1/13/09 (2-0)   | 2/8/07 (4-2)                | 1/13/09 (2-0)                  |
| Last Loss                | 11/16/10 (4-5)  | 1/18/10 (3-4)               | 11/16/10 (4-5)                 |
| Last Tie                 | 10/19/98 (2-2 OT)   | None                        | 10/19/98 (2-2 OT)              |
| Overtime Record          | 1-0-1   | 1-0-0                       | 0-0-1                          |
| Longest Unbeaten Streak  | 3 (2-0-1-0, 10/19/98-12/20/00)  | 2 (2-0-0-0, 1/17/02-2/8/07) | 3 (2-0-1-0, 10/19/98-12/20/00) |
| Longest Winning Streak   | 2 (twice, last 1/17/02-2/23/03)   | 2 (1/17/02-2/8/07)          | 2 (10/11/99-12/20/00)          |
| Longest Winless Streak   | 2 (0-2-0, 1/18-1/16/10)   | None                        | 2 (0-2-0-0, 1/6/04-12/4/07)    |
| Longest Losing Streak    | 2 (1/18-1/16/10)  | None                        | 2 (1/6/04-12/4/07)             |
| Most Goals by Nashville  | 5 (2/23/03, 5-2)  | 4 (2/8/07, 4-2)             | 5 (2/23/03, 5-2)               |
| Most Goals by Toronto    | 5 (1/16/10, 4-5)  | 4 (1/18/10, 3-4)            | 5 (1/16/10, 4-5)               |
| Most Goals by Both Teams | 9 (1/16/10, 4-5)  | 7 (1/16/10, 3-4)            | 9 (1/16/10, 4-5)               |
| Last Five Games          | 2-3-0   | 2-1-0-0                     | 2-3-0-0                        |
| Last Ten Games           | 5-5-0-0   | 4-4-0-0                     | 4-4-0-0                        |
| Last Transaction         | 7/3/11: Acquired defenseman Brett Lebda and forward Robert Slaney from the Toronto Maple Leafs for defenseman Cody Franson and forward Matthew Lombardi. The deal also includes a fourth-round pick - Nashville will acquire Toronto's 2013 fourth rounder if Lombardi plays 60 or more regular-season games over the course of 2011-12 and 2012-13 seasons, while Toronto will acquire Nashville's 2013 fourth rounder if Lombardi does not play 60 games during the next two campaigns.   |                             |                                |
| Series Notes             | 1/13/09: Pekka Rinne stopped 17 shots and Steve Sullivan recorded his first point since Feb. 22, 2007 in a 2-0 victory at the Air Canada Centre... 12/4/07: Jason Arnott set a franchise record with 12 shots on goal in Toronto's 3-1 victory at the Air Canada Centre... 1/17/02: Greg Johnson scored 47 seconds into overtime to give Nashville a 3-2 victory in Toronto's first appearance at Bridgestone Arena... 10/11/99: David Legwand scored his first career NHL goal... 10/19/98: Nashville recorded its first tie in franchise history, 2-2 at Maple Leaf Garden. |                             |                                |
| 2011-12 Schedule         | 11/17/11: Toronto at Nashville  | None                        |                                |





# NHL & OPPONENTS

## VANCOUVER CANUCKS



Rogers Arena • 800 Griffiths Way  
Vancouver, BC V6B 6G1 • (604) 899-4600  
GM: Mike Gillis  
Head Coach: Alain Vigneault  
PR: T.C. Carling, Ben Brown, Stephanie Maniogo

### 2010-11 SEASON SERIES

#### @ NASHVILLE

| Date       | Score         | W/Goal            |
|------------|---------------|-------------------|
| 29 Mar '11 | VAN 3 @ NSH 1 | Alexandre Burrows |
| 17 Feb '11 | VAN 1 @ NSH 3 | Nick Spaling      |

### GOALS BY PERIOD

|           | 1st | 2nd | 3rd | OT | Total |
|-----------|-----|-----|-----|----|-------|
| Nashville | 0   | 4   | 4   | -  | 8     |
| Vancouver | 0   | 1   | 5   | -  | 6     |

### INDIVIDUAL SCORING

| PREDATORS        |    |   |   |   |     |     |    |    |  |  |
|------------------|----|---|---|---|-----|-----|----|----|--|--|
| PLAYER           | GP | G | A | P | +/- | PIM | PP | SH |  |  |
| Martin Erat      | 4  | 1 | 3 | 4 | 2   | 0   | 0  | 0  |  |  |
| Mike Fisher      | 3  | 2 | 0 | 2 | 1   | 2   | 0  | 0  |  |  |
| Patric Hornqvist | 4  | 1 | 1 | 2 | 2   | 4   | 0  | 0  |  |  |
| David Legwand    | 4  | 1 | 1 | 2 | 0   | 0   | 0  | 0  |  |  |
| Shea Weber       | 4  | 1 | 1 | 2 | 0   | 2   | 0  | 0  |  |  |
| Sergei Kostitsyn | 4  | 0 | 2 | 2 | 3   | 0   | 0  | 0  |  |  |
| Nick Spaling     | 4  | 1 | 0 | 1 | 1   | 0   | 0  | 0  |  |  |
| Blake Geoffrion  | 2  | 1 | 0 | 1 | 0   | 0   | 0  | 0  |  |  |
| Kevin Klein      | 4  | 0 | 1 | 1 | 3   | 0   | 0  | 0  |  |  |
| Joel Ward        | 4  | 0 | 1 | 1 | -3  | 2   | 0  | 0  |  |  |
| Jonathon Blum    | 2  | 0 | 1 | 1 | 2   | 4   | 0  | 0  |  |  |
| Alexander Sulzer | 2  | 0 | 1 | 1 | 1   | 0   | 0  | 0  |  |  |
| Jordin Tootoo    | 2  | 0 | 1 | 1 | 1   | 2   | 0  | 0  |  |  |
| Cody Franson     | 4  | 0 | 0 | 0 | 0   | 0   | 0  | 0  |  |  |
| Shane O'Brien    | 4  | 0 | 0 | 0 | -1  | 2   | 0  | 0  |  |  |
| Jerred Smithson  | 4  | 0 | 0 | 0 | 0   | 0   | 0  | 0  |  |  |
| Ryan Suter       | 4  | 0 | 0 | 0 | 1   | 4   | 0  | 0  |  |  |
| Colin Wilson     | 4  | 0 | 0 | 0 | 0   | 2   | 0  | 0  |  |  |
| J-P Dumont       | 3  | 0 | 0 | 0 | 0   | 0   | 0  | 0  |  |  |
| Marcel Goc       | 2  | 0 | 0 | 0 | 1   | 0   | 0  | 0  |  |  |
| Matt Halischuk   | 2  | 0 | 0 | 0 | 0   | 0   | 0  | 0  |  |  |
| Chris Mueller    | 1  | 0 | 0 | 0 | 0   | 0   | 0  | 0  |  |  |
| Steve Sullivan   | 1  | 0 | 0 | 0 | 0   | 2   | 0  | 0  |  |  |

Power Play: 0-14 0.0% / Penalty Killing: 15-16 93.8%

### GOALTENDING

#### PREDATORS

|             | GP | MIN | W-L-OT | GA | SA  | SV  | GAA  | SV%  |
|-------------|----|-----|--------|----|-----|-----|------|------|
| Pekka Rinne | 4  | 238 | 2-2-0  | 5  | 131 | 126 | 1.26 | 96.2 |

#### CANUCKS

|               | GP | MIN | W-L-OT | GA | SA | SV | GAA  | SV%  |
|---------------|----|-----|--------|----|----|----|------|------|
| Robert Luongo | 4  | 237 | 2-2-0  | 7  | 98 | 91 | 1.77 | 92.9 |

#### @ VANCOUVER

| Date       | Score         | W/Goal          |
|------------|---------------|-----------------|
| 03 Mar '11 | NSH 3 @ VAN 0 | Blake Geoffrion |
| 26 Jan '11 | NSH 1 @ VAN 2 | Lee Sweatt      |

### SHOTS BY PERIOD

|           | 1st | 2nd | 3rd | OT | Total |
|-----------|-----|-----|-----|----|-------|
| Nashville | 38  | 32  | 29  | -  | 99    |
| Vancouver | 35  | 45  | 52  | -  | 132   |

| CANUCKS           |    |   |   |   |     |     |    |    |  |  |
|-------------------|----|---|---|---|-----|-----|----|----|--|--|
| PLAYER            | GP | G | A | P | +/- | PIM | PP | SH |  |  |
| Daniel Sedin      | 4  | 1 | 3 | 4 | 2   | 0   | 1  | 0  |  |  |
| Alexandre Burrows | 4  | 3 | 0 | 3 | 2   | 2   | 0  | 0  |  |  |
| Henrik Sedin      | 4  | 0 | 3 | 3 | 2   | 4   | 0  | 0  |  |  |
| Aaron Rome        | 3  | 1 | 0 | 1 | -1  | 0   | 0  | 0  |  |  |
| Lee Sweatt        | 1  | 1 | 0 | 1 | 2   | 0   | 0  | 0  |  |  |
| Christian Ehrhoff | 4  | 0 | 1 | 1 | -2  | 8   | 0  | 0  |  |  |
| Jannik Hansen     | 4  | 0 | 1 | 1 | -1  | 2   | 0  | 0  |  |  |
| Dan Hamhuis       | 2  | 0 | 1 | 1 | 0   | 0   | 0  | 0  |  |  |
| Ryan Kesler       | 4  | 0 | 0 | 0 | -5  | 0   | 0  | 0  |  |  |
| Mason Raymond     | 4  | 0 | 0 | 0 | -4  | 0   | 0  | 0  |  |  |
| Jeff Tambellini   | 4  | 0 | 0 | 0 | -1  | 0   | 0  | 0  |  |  |
| Christopher Tanev | 4  | 0 | 0 | 0 | -2  | 0   | 0  | 0  |  |  |
| Raffi Torres      | 4  | 0 | 0 | 0 | -2  | 0   | 0  | 0  |  |  |
| Keith Ballard     | 3  | 0 | 0 | 0 | -1  | 2   | 0  | 0  |  |  |
| Tanner Glass      | 3  | 0 | 0 | 0 | 0   | 0   | 0  | 0  |  |  |
| Manny Malhotra    | 3  | 0 | 0 | 0 | -1  | 0   | 0  | 0  |  |  |
| Sami Salo         | 3  | 0 | 0 | 0 | -1  | 2   | 0  | 0  |  |  |
| Mikael Samuelsson | 3  | 0 | 0 | 0 | -2  | 0   | 0  | 0  |  |  |
| Kevin Bieksa      | 2  | 0 | 0 | 0 | 1   | 2   | 0  | 0  |  |  |
| Maxim Lapierre    | 2  | 0 | 0 | 0 | 0   | 0   | 0  | 0  |  |  |
| Victor Oreskovich | 2  | 0 | 0 | 0 | 0   | 2   | 0  | 0  |  |  |
| Alexandre Bolduc  | 1  | 0 | 0 | 0 | 0   | 2   | 0  | 0  |  |  |
| Chris Higgins     | 1  | 0 | 0 | 0 | 0   | 0   | 0  | 0  |  |  |
| Evan Oberg        | 1  | 0 | 0 | 0 | -1  | 0   | 0  | 0  |  |  |
| Yann Sauve        | 1  | 0 | 0 | 0 | -1  | 0   | 0  | 0  |  |  |
| Aaron Volpatti    | 1  | 0 | 0 | 0 | 0   | 2   | 0  | 0  |  |  |

Power Play: 1-16 6.2% / Penalty Killing: 14-14 100.0%

|         | OVERALL |    |    |    |     |     |     | HOME |   |   |    |     |    |    | ROAD |   |    |    |     |    |    |
|---------|---------|----|----|----|-----|-----|-----|------|---|---|----|-----|----|----|------|---|----|----|-----|----|----|
| Season  | GP      | W  | L  | OT | PTS | GF  | GA  | GP   | W | L | OT | PTS | GF | GA | GP   | W | L  | OT | PTS | GF | GA |
| 1998-99 | 2       | 2  | 0  | 0  | 4   | 6   | 3   | 1    | 1 | 0 | 0  | 2   | 3  | 1  | 1    | 1 | 0  | 0  | 2   | 3  | 2  |
| 1999-00 | 2       | 0  | 2  | 0  | 0   | 2   | 5   | 1    | 0 | 1 | 0  | 0   | 2  | 4  | 1    | 0 | 1  | 0  | 0   | 0  | 1  |
| 2000-01 | 2       | 1  | 1  | 0  | 2   | 4   | 3   | 1    | 1 | 0 | 0  | 2   | 3  | 1  | 1    | 0 | 1  | 0  | 0   | 1  | 2  |
| 2001-02 | 1       | 0  | 0  | 1  | 1   | 3   | 3   | 1    | 0 | 0 | 1  | 1   | 3  | 3  | 0    | 0 | 0  | 0  | 0   | 0  | 0  |
| 2002-03 | 1       | 0  | 1  | 0  | 0   | 4   | 5   | 0    | 0 | 0 | 0  | 0   | 0  | 0  | 1    | 0 | 1  | 0  | 0   | 4  | 5  |
| 2003-04 | 1       | 1  | 0  | 0  | 2   | 5   | 2   | 1    | 1 | 0 | 0  | 2   | 5  | 2  | 0    | 0 | 0  | 0  | 0   | 0  | 0  |
| 2005-06 | 1       | 1  | 0  | 0  | 2   | 5   | 2   | 0    | 0 | 0 | 0  | 0   | 0  | 0  | 1    | 1 | 0  | 0  | 2   | 5  | 2  |
| 2006-07 | 1       | 0  | 1  | 0  | 0   | 2   | 4   | 1    | 0 | 1 | 0  | 0   | 2  | 4  | 0    | 0 | 0  | 0  | 0   | 0  | 0  |
| 2007-08 | 2       | 0  | 0  | 2  | 2   | 4   | 6   | 1    | 0 | 0 | 1  | 1   | 1  | 2  | 1    | 0 | 0  | 1  | 1   | 3  | 4  |
| 2008-09 | 1       | 0  | 0  | 1  | 1   | 2   | 3   | 0    | 0 | 0 | 0  | 0   | 0  | 0  | 1    | 0 | 0  | 1  | 1   | 2  | 3  |
| 2009-10 | 1       | 0  | 0  | 1  | 1   | 2   | 3   | 1    | 0 | 0 | 1  | 1   | 2  | 3  | 0    | 0 | 0  | 0  | 0   | 0  | 0  |
| 2010-11 | 15      | 5  | 5  | 5  | 15  | 39  | 39  | 8    | 3 | 2 | 3  | 9   | 21 | 20 | 7    | 2 | 3  | 2  | 6   | 18 | 19 |
| Totals  | 45      | 16 | 23 | 6  | 38  | 115 | 141 | 23   | 9 | 9 | 5  | 23  | 64 | 64 | 22   | 7 | 14 | 1  | 15  | 51 | 77 |

OT column includes both ties and overtime losses in 1999-00 (one home OTL), 2000-01 (one home tie), 2001-02, 2002-03 and 2003-04 (one home OTL & one road tie). OT column includes ties in 1998-99.

| DATE    | VISITOR           | HOME                       | DATE    | VISITOR           | HOME                    |
|---------|-------------------|----------------------------|---------|-------------------|-------------------------|
| 2005-06 | December 28, 2005 | Nashville 3 VANCOUVER 4    | 2008-09 | November 4, 2008  | Nashville 0 VANCOUVER 4 |
|         | March 2, 2006     | Vancouver 1 NASHVILLE 3    |         | December 9, 2008  | VANCOUVER 3 Nashville 1 |
|         | March 9, 2006     | NASHVILLE 3 Vancouver 2 OT |         | January 1, 2009   | VANCOUVER 2 Nashville 1 |
|         | March 14, 2006    | Vancouver 0 NASHVILLE 5    |         | January 28, 2009  | NASHVILLE 5 Vancouver 3 |
| 2006-07 | October 21, 2006  | VANCOUVER 4 Nashville 3 OT | 2009-10 | December 8, 2009  | Vancouver 2 NASHVILLE 4 |
|         | October 31, 2006  | NASHVILLE 3 Vancouver 2    |         | December 22, 2009 | Nashville 1 VANCOUVER 4 |
|         | November 23, 2006 | Vancouver 0 NASHVILLE 6    |         | January 11, 2010  | NASHVILLE 3 Vancouver 2 |
|         | March 21, 2007    | Nashville 0 VANCOUVER 2    |         | March 7, 2010     | VANCOUVER 4 Nashville 2 |
| 2007-08 | November 1, 2007  | NASHVILLE 3 Vancouver 0    | 2010-11 | January 26, 2011  | Nashville 1 VANCOUVER 2 |
|         | December 6, 2007  | VANCOUVER 5 Nashville 2    |         | February 17, 2011 | Vancouver 1 NASHVILLE 3 |
|         | February 21, 2008 | VANCOUVER 3 Nashville 2 SO |         | March 3, 2011     | NASHVILLE 3 Vancouver 0 |
|         | March 6, 2008     | Nashville 2 VANCOUVER 6    |         | March 29, 2011    | VANCOUVER 3 Nashville 1 |

|                          | OVERALL   | AT NASHVILLE                               | AT VANCOUVER                  |
|--------------------------|---|--|-------------------------------|
| Current Trend            | 1 Vancouver win (3/29/11)   | 1 Vancouver win (3/29/11)                  | 1 Nashville win (3/3/11)      |
| Last Win                 | 3/3/11 (3-0)  | 2/7/11 (3-1)                               | 3/3/11 (3-0)                  |
| Last Loss                | 3/29/11 (1-3)   | 3/29/11 (1-3)                              | 1/26/11 (1-2)                 |
| Last Tie                 | 3/16/04 (2-2 OT)  | 10/24/00 (4-4 OT)                          | 3/16/04 (2-2 OT)              |
| Overtime Record          | 1-4-2   | 0-4-1                                      | 1-0-1                         |
| Longest Unbeaten Streak  | 3 (twice, last 3-0-0-0, 3/2-3/14/06)  | 2 (three times, last 2-0-0-0, 3/2-3/14/06) | 2 (2-0-0-0, 3/9-10/3/06)      |
| Longest Winning Streak   | 3 (3/2-3/14/06)   | 2 (twice, last 3/2-3/14/06)                | 2 (3/9-10/3/06)               |
| Longest Winless Streak   | 6 (twice, last 12/6/07-1/1/09)  | 4 (0-3-1, 12/6/07-1/1/09)                  | 9 (0-8-1-0, 12/4/00-12/28/05) |
| Longest Losing Streak    | 6 (12/6/07-1/1/09)  | 4 (12/6/07-1/1/09)                         | 7 (12/4/00-1/25/04)           |
| Most Goals by Nashville  | 6 (three times, last 11/23/06, 6-0)   | 6 (twice, last 11/23/06, 6-0)              | 6 (12/19/98, 6-4)             |
| Most Goals by Vancouver  | 7 (3/20/03, 3-7)  | 5 (three times, last 12/6/07, 2-5)         | 7 (3/20/03, 3-7)              |
| Most Goals by Both Teams | 10 (twice, last 3/20/03, 3-7)   | 9 (10/27/98, 5-4)                          | 10 (twice, last 3/20/03, 3-7) |
| Last Five Games          | 2-3-0   | 2-3-0                                      | 3-2-0                         |
| Last Ten Games           | 5-5-0   | 3-5-2                                      | 5-5-0                         |
| Last Transaction         | 10/5/10: Acquired defenseman Shane O'Brien and forward Dan Gendur for defenseman Ryan Parent and forward Jonas Andersson.   |  |                               |
| Series Notes             | 3/3/11: Pekka Rinne stopped all 29 shots he faced and Blake Geoffrion scored his first career game-winning goal in a 3-0 win at Rogers Arena... 12/8/09: Martin Erat notched his second career hat trick and tied a career high with four points in a 4-2 victory at Bridgestone Arena... 11/23/06: Tomas Vokoun & Chris Mason split a shutout as Nashville topped Vancouver 6-0 at Bridgestone Arena... 3/14/06: Tomas Vokoun made 31 saves as Nashville blanked Vancouver 5-0 at Bridgestone Arena... 3/9/06: David Legwand tied a modern-day NHL record by scoring only six seconds into overtime, giving Nashville a 3-2 win and ending a nine-game winless streak for the Predators at Rogers Arena... 3/16/04: Nashville's Adam Hall scored the game-tying goal with 22 seconds remaining in regulation in a 2-2 tie at Rogers Arena... 12/19/98: Sergei Krivokrasov and Sebastien Bordeleau each posted four points in a 6-4 win at Rogers Arena. Vancouver's Markus Naslund became the first NHLer to convert a penalty-shot attempt against Nashville. |  |                               |

|                  |                                 |                                  |
|------------------|---------------------------------|----------------------------------|
| 2011-12 Schedule | 2/7/12: Vancouver at Nashville  | 10/20/11: Nashville at Vancouver |
|                  | 2/21/12: Vancouver at Nashville | 12/1/11: Nashville at Vancouver  |



# NHL & OPPONENTS

## WASHINGTON CAPITALS



Kettler Capitals Iceplex • 627 N. Glebe Rd. Suite 850  
Arlington, VA 22203 • (202) 266-2200  
GM: George McPhee  
Head Coach: Bruce Boudreau  
PR: Sergey Kocharov, Ben Guerrero, Kelly Murray

### 2010-11 SEASON SERIES

| @ NASHVILLE  |               |              |
|--------------|---------------|--------------|
| Date         | Score         | W/Goal       |
| 16 Oct '10 * | WSH 3 @ NSH 2 | Brooks Laich |

| @ WASHINGTON |       |        |
|--------------|-------|--------|
| Date         | Score | W/Goal |
| No Games     |       |        |

\* overtime \*\*\* shootout

### GOALS BY PERIOD

|            | 1st | 2nd | 3rd | OT | Total |
|------------|-----|-----|-----|----|-------|
| Nashville  | 1   | 1   | 0   | 0  | 2     |
| Washington | 0   | 0   | 2   | 1  | 3     |

### SHOTS BY PERIOD

|            | 1st | 2nd | 3rd | OT | Total |
|------------|-----|-----|-----|----|-------|
| Nashville  | 18  | 12  | 8   | 1  | 39    |
| Washington | 7   | 13  | 12  | 2  | 34    |

### INDIVIDUAL SCORING

| PREDATORS        |    |   |   |   |     |     |    |    |  |
|------------------|----|---|---|---|-----|-----|----|----|--|
| PLAYER           | GP | G | A | P | +/- | PIM | PP | SH |  |
| J-P Dumont       | 1  | 1 | 0 | 1 | 1   | 2   | 0  | 0  |  |
| Jordin Tootoo    | 1  | 1 | 0 | 1 | 1   | 0   | 0  | 0  |  |
| Cody Franson     | 1  | 0 | 1 | 1 | 0   | 2   | 0  | 0  |  |
| David Legwand    | 1  | 0 | 1 | 1 | 1   | 0   | 0  | 0  |  |
| Colin Wilson     | 1  | 0 | 1 | 1 | 1   | 0   | 0  | 0  |  |
| Wade Belak       | 1  | 0 | 0 | 0 | 0   | 0   | 0  | 0  |  |
| Francis Bouillon | 1  | 0 | 0 | 0 | 0   | 0   | 0  | 0  |  |
| Marcel Goc       | 1  | 0 | 0 | 0 | 1   | 0   | 0  | 0  |  |
| Patric Hornqvist | 1  | 0 | 0 | 0 | -1  | 0   | 0  | 0  |  |
| Kevin Klein      | 1  | 0 | 0 | 0 | 0   | 0   | 0  | 0  |  |
| Sergei Kostitsyn | 1  | 0 | 0 | 0 | 0   | 0   | 0  | 0  |  |
| Shane O'Brien    | 1  | 0 | 0 | 0 | 0   | 0   | 0  | 0  |  |
| Cal O'Reilly     | 1  | 0 | 0 | 0 | -1  | 0   | 0  | 0  |  |
| Jerred Smithson  | 1  | 0 | 0 | 0 | 0   | 0   | 0  | 0  |  |
| Steve Sullivan   | 1  | 0 | 0 | 0 | -1  | 2   | 0  | 0  |  |
| Ryan Suter       | 1  | 0 | 0 | 0 | 1   | 2   | 0  | 0  |  |
| Joel Ward        | 1  | 0 | 0 | 0 | 1   | 0   | 0  | 0  |  |
| Shea Weber       | 1  | 0 | 0 | 0 | 1   | 2   | 0  | 0  |  |

Power Play: 0-6 0.0% / Penalty Killing: 3-5 60.0%

| CAPITALS          |    |   |   |   |     |     |    |    |  |
|-------------------|----|---|---|---|-----|-----|----|----|--|
| PLAYER            | GP | G | A | P | +/- | PIM | PP | SH |  |
| Brooks Laich      | 1  | 1 | 1 | 2 | 1   | 2   | 1  | 0  |  |
| Nicklas Backstrom | 1  | 0 | 2 | 2 | -1  | 2   | 0  | 0  |  |
| Tomas Fleischmann | 1  | 1 | 0 | 1 | 1   | 0   | 0  | 0  |  |
| Alexander Semin   | 1  | 1 | 0 | 1 | 1   | 0   | 1  | 0  |  |
| John Carlson      | 1  | 0 | 1 | 1 | 0   | 2   | 0  | 0  |  |
| Alex Ovechkin     | 1  | 0 | 1 | 1 | -1  | 2   | 0  | 0  |  |
| Karl Alzner       | 1  | 0 | 0 | 0 | 1   | 0   | 0  | 0  |  |
| Jason Chimera     | 1  | 0 | 0 | 0 | 0   | 0   | 0  | 0  |  |
| John Erskine      | 1  | 0 | 0 | 0 | -1  | 0   | 0  | 0  |  |
| Brian Fahey       | 1  | 0 | 0 | 0 | -2  | 0   | 0  | 0  |  |
| Eric Fehr         | 1  | 0 | 0 | 0 | 0   | 0   | 0  | 0  |  |
| Boyd Gordon       | 1  | 0 | 0 | 0 | -1  | 0   | 0  | 0  |  |
| Matt Hendricks    | 1  | 0 | 0 | 0 | -1  | 0   | 0  | 0  |  |
| Marcus Johansson  | 1  | 0 | 0 | 0 | 0   | 2   | 0  | 0  |  |
| Mike Knuble       | 1  | 0 | 0 | 0 | -1  | 0   | 0  | 0  |  |
| Jeff Schultz      | 1  | 0 | 0 | 0 | 1   | 2   | 0  | 0  |  |
| Tyler Sloan       | 1  | 0 | 0 | 0 | -1  | 0   | 0  | 0  |  |
| David Steckel     | 1  | 0 | 0 | 0 | -1  | 0   | 0  | 0  |  |

Power Play: 2-5 40.0% / Penalty Killing: 6-6 100.0%

### GOALTENDING

| PREDATORS       |    |     |        |    |    |    |      |
|-----------------|----|-----|--------|----|----|----|------|
|                 | GP | MIN | W-L-OT | GA | SA | SV | SV%  |
| Anders Lindback | 1  | 61  | 0-0-1  | 3  | 34 | 31 | .912 |

| CAPITALS        |    |     |        |    |    |    |      |
|-----------------|----|-----|--------|----|----|----|------|
|                 | GP | MIN | W-L-OT | GA | SA | SV | SV%  |
| Michal Neuvirth | 1  | 62  | 1-0-0  | 2  | 39 | 37 | .949 |

| OVERALL |    |   |   |    |     |    |    | HOME |   |   |   |     |    |    |    | ROAD |   |   |     |    |    |  |  |
|---------|----|---|---|----|-----|----|----|------|---|---|---|-----|----|----|----|------|---|---|-----|----|----|--|--|
| Season  | GP | W | L | OT | PTS | GF | GA | GP   | W | L | T | PTS | GF | GA | GP | W    | L | T | PTS | GF | GA |  |  |
| 1998-99 | 2  | 2 | 0 | 0  | 4   | 6  | 3  | 1    | 1 | 0 | 0 | 2   | 3  | 1  | 1  | 1    | 0 | 0 | 2   | 3  | 2  |  |  |
| 1999-00 | 2  | 0 | 2 | 0  | 0   | 2  | 5  | 1    | 0 | 1 | 0 | 0   | 2  | 4  | 1  | 0    | 1 | 0 | 0   | 0  | 1  |  |  |
| 2000-01 | 2  | 1 | 1 | 0  | 2   | 4  | 3  | 1    | 1 | 0 | 0 | 2   | 3  | 1  | 1  | 0    | 1 | 0 | 0   | 1  | 2  |  |  |
| 2001-02 | 1  | 0 | 0 | 1  | 1   | 3  | 3  | 1    | 0 | 0 | 1 | 1   | 3  | 3  | 0  | 0    | 0 | 0 | 0   | 0  | 0  |  |  |
| 2002-03 | 1  | 0 | 1 | 0  | 0   | 4  | 5  | 0    | 0 | 0 | 0 | 0   | 0  | 0  | 1  | 0    | 1 | 0 | 0   | 4  | 5  |  |  |
| 2003-04 | 1  | 1 | 0 | 0  | 2   | 5  | 2  | 1    | 1 | 0 | 0 | 2   | 5  | 2  | 0  | 0    | 0 | 0 | 0   | 0  | 0  |  |  |
| 2005-06 | 1  | 1 | 0 | 0  | 2   | 5  | 2  | 0    | 0 | 0 | 0 | 0   | 0  | 0  | 1  | 1    | 0 | 0 | 2   | 5  | 2  |  |  |
| 2007-08 | 1  | 0 | 1 | 0  | 0   | 2  | 4  | 1    | 0 | 1 | 0 | 0   | 2  | 4  | 0  | 0    | 0 | 0 | 0   | 0  | 0  |  |  |
| 2008-09 | 2  | 0 | 0 | 2  | 2   | 4  | 6  | 1    | 0 | 0 | 1 | 1   | 1  | 2  | 1  | 0    | 0 | 1 | 1   | 3  | 4  |  |  |
| 2009-10 | 1  | 0 | 0 | 1  | 1   | 2  | 3  | 0    | 0 | 0 | 0 | 0   | 0  | 0  | 1  | 0    | 0 | 1 | 1   | 2  | 3  |  |  |
| 2010-11 | 1  | 0 | 0 | 1  | 1   | 2  | 3  | 1    | 0 | 0 | 1 | 1   | 2  | 3  | 0  | 0    | 0 | 0 | 0   | 0  | 0  |  |  |
| Totals  | 15 | 5 | 5 | 5  | 15  | 39 | 39 | 8    | 3 | 2 | 3 | 9   | 21 | 20 | 7  | 2    | 3 | 2 | 6   | 18 | 19 |  |  |

OT column includes both ties and overtime losses in 1999-00, 2000-01, 2001-02 (one home tie), 2002-03 and 2003-04. OT column includes ties in 1998-99.

| DATE    | VISITOR           | HOME                        |
|---------|-------------------|-----------------------------|
| 1998-99 | December 26, 1998 | Washington 1 NASHVILLE 3    |
|         | March 30, 1999    | NASHVILLE 3 Washington 2    |
| 1999-00 | November 26, 1999 | Nashville 0 WASHINGTON 1    |
|         | February 12, 2000 | WASHINGTON 4 Nashville 2    |
| 2000-01 | October 13, 2000  | Washington 1 NASHVILLE 3    |
|         | February 21, 2001 | Nashville 1 WASHINGTON 2    |
| 2001-02 | February 8, 2002  | Washington 3 Nashville 3 OT |
| 2002-03 | October 11, 2002  | Nashville 4 WASHINGTON 5    |

| DATE    | VISITOR           | HOME                        |
|---------|-------------------|-----------------------------|
| 2003-04 | February 13, 2004 | Washington 2 NASHVILLE 5    |
| 2005-06 | December 7, 2005  | NASHVILLE 5 Washington 2    |
| 2007-08 | March 18, 2008    | WASHINGTON 4 Nashville 2    |
| 2008-09 | October 28, 2008  | Nashville 3 WASHINGTON 4 SO |
|         | March 10, 2009    | WASHINGTON 2 Nashville 1 OT |
| 2009-10 | October 17, 2009  | Nashville 2 WASHINGTON 3 SO |
| 2010-11 | October 16, 2010  | WASHINGTON 3 Nashville 2 OT |

|                          | OVERALL  | AT NASHVILLE                         | AT WASHINGTON                         |
|--------------------------|--|--------------------------------------|---------------------------------------|
| Current Trend            | 5 Washington wins (3/18/08-10/16/10)   | 3 Washington wins (3/18/08-10/16/10) | 2 Washington wins (10/28/08-10/17/09) |
| Last Win                 | 12/7/05 (5-2)  | 2/13/04 (5-2)                        | 12/7/05 (5-2)                         |
| Last Loss                | 10/16/10 (2-3 OT)  | 10/16/10 (2-3 OT)                    | 10/17/09 (2-3 SO)                     |
| Last Tie                 | 2/8/02 (3-3 OT)  | 2/8/02 (3-3 OT)                      | None                                  |
| Overtime Record          | 0-3-2  | 0-2-1                                | 0-1-1                                 |
| Longest Unbeaten Streak  | 2 (twice, last 2-0-0-0, 2/13/04-12/7/05)   | 3 (2-0-1-0, 10/13/00-2/13/04)        | None                                  |
| Longest Winning Streak   | 2 (twice, last 2/13/04-12/7/05)  | None                                 | None                                  |
| Longest Winless Streak   | 5 (0-1-0-4, 3/18/08-10/16/10)  | 3 (0-1-0-2, 3/18/08-10/16/10)        | 3 (0-3-0-0, 11/26/99-10/11/02)        |
| Longest Losing Streak    | 5 (3/18/08-10/16/10)   | 3 (3/18/08-10/16/10)                 | 3 (11/26/99-10/11/02)                 |
| Most Goals by Nashville  | 5 (twice, last 12/7/05, 5-2)   | 5 (2/13/04, 5-2)                     | 5 (12/7/05, 5-2)                      |
| Most Goals by Washington | 5 (10/11/02, 4-5)  | 4 (twice, last 3/18/08, 2-4)         | 5 (10/11/02, 4-5)                     |
| Most Goals by Both Teams | 9 (10/11/02, 4-5)  | 7 (2/13/04, 5-2)                     | 9 (10/11/02, 4-5)                     |
| Last Five Games          | 0-1-4  | 1-1-(1)-2                            | 1-2-(0)-2                             |
| Last Ten Games           | 2-3-(1)-4  | 3-2-(1)-2                            | 2-3-(0)-2                             |
| Last Transaction         | 6/1/11: Acquired a conditional seventh-round pick in the 2013 Entry Draft for forward Taylor Steffen.  |                                      |                                       |
| Series Notes             | 10/28/08: Jason Arnott (2g) and J.P. Dumont (3a) notched multi-point games in a 4-3 shootout loss at the Verizon Center... 3/18/08: Alexander Ovechkin tallied three points (1g-2a) in a 4-2 Washington victory at Bridgestone Arena... 11/26/99: Craig Billington made 19 saves for Washington in the Capitals' 1-0 shutout win at Verizon Center. Tomas Vokoun stopped 47 shots for Nashville. |                                      |                                       |
| 2011-12 Schedule         | 11/15/11: Washington at Nashville  |                                      | None                                  |





# NHL & OPPONENTS

## WINNIPEG JETS



MTS Centre • 260 Hargrave St.  
Winnipeg, MB R3C 5S5 • (204) 926-5570  
GM: Kevin Cheveldayoff  
Head Coach: Claude Noel  
PR: Scott Brown, Christina Caligiuri, Kalen Qually

### 2010-11 SEASON SERIES

| @ NASHVILLE |               |               |
|-------------|---------------|---------------|
| Date        | Score         | W/Goal        |
| 05 Apr '11  | ATL 3 @ NSH 6 | Jordin Tootoo |

| @ ATLANTA   |               |               |
|-------------|---------------|---------------|
| Date        | Score         | W/Goal        |
| 06 Dec '10* | NSH 2 @ ATL 3 | Zach Bogosian |

\* overtime \*\* shootout

### GOALS BY PERIOD

|           | 1st | 2nd | 3rd | OT | Total |
|-----------|-----|-----|-----|----|-------|
| Nashville | 5   | 1   | 2   | 0  | 8     |
| Atlanta   | 0   | 1   | 4   | 1  | 6     |

### SHOTS BY PERIOD

|           | 1st | 2nd | 3rd | OT | Total |
|-----------|-----|-----|-----|----|-------|
| Nashville | 24  | 14  | 14  | 1  | 53    |
| Atlanta   | 19  | 19  | 33  | 2  | 73    |

### INDIVIDUAL SCORING

| PLAYER           | PREDATORS |   |   |   |     |     |    |    |
|------------------|-----------|---|---|---|-----|-----|----|----|
|                  | GP        | G | A | P | +/- | PIM | PP | SH |
| Sergei Kostitsyn | 2         | 2 | 2 | 4 | 2   | 2   | 0  | 0  |
| Jordin Tootoo    | 2         | 2 | 1 | 3 | 2   | 0   | 0  | 0  |
| Patric Hornqvist | 2         | 0 | 3 | 3 | 1   | 2   | 0  | 0  |
| Colin Wilson     | 2         | 1 | 1 | 2 | 0   | 7   | 0  | 0  |
| Matt Halischuk   | 1         | 1 | 1 | 2 | 2   | 0   | 0  | 0  |
| Cody Franson     | 2         | 0 | 2 | 2 | 3   | 2   | 0  | 0  |
| Mike Fisher      | 1         | 1 | 0 | 1 | 1   | 0   | 1  | 0  |
| Steve Sullivan   | 1         | 1 | 0 | 1 | 1   | 0   | 0  | 0  |
| Martin Erat      | 2         | 0 | 1 | 1 | 1   | 0   | 0  | 0  |
| Kevin Klein      | 2         | 0 | 1 | 1 | 2   | 0   | 0  | 0  |
| Jerred Smithson  | 2         | 0 | 1 | 1 | 1   | 2   | 0  | 0  |
| Jonathon Blum    | 1         | 0 | 1 | 1 | 2   | 0   | 0  | 0  |
| Cal O'Reilly     | 1         | 0 | 1 | 1 | 2   | 0   | 0  | 0  |
| Shane O'Brien    | 2         | 0 | 0 | 0 | 2   | 0   | 0  | 0  |
| Nick Spaling     | 2         | 0 | 0 | 0 | 2   | 0   | 0  | 0  |
| Ryan Suter       | 2         | 0 | 0 | 0 | -3  | 0   | 0  | 0  |
| Joel Ward        | 2         | 0 | 0 | 0 | -3  | 0   | 0  | 0  |
| Shea Weber       | 2         | 0 | 0 | 0 | -3  | 2   | 0  | 0  |
| Francis Bouillon | 1         | 0 | 0 | 0 | 1   | 0   | 0  | 0  |
| J-P Dumont       | 1         | 0 | 0 | 0 | 0   | 0   | 0  | 0  |
| Blake Geoffrion  | 1         | 0 | 0 | 0 | -1  | 0   | 0  | 0  |
| Marcel Goc       | 1         | 0 | 0 | 0 | 0   | 0   | 0  | 0  |
| David Legwand    | 1         | 0 | 0 | 0 | 0   | 0   | 0  | 0  |

Power Play: 1-5 20.0% / Penalty Killing: 5-6 83.3%

| PLAYER               | THRASHERS |   |   |   |     |     |    |    |
|----------------------|-----------|---|---|---|-----|-----|----|----|
|                      | GP        | G | A | P | +/- | PIM | PP | SH |
| Blake Wheeler        | 1         | 2 | 0 | 2 | 2   | 0   | 0  | 0  |
| Andrew Ladd          | 2         | 1 | 1 | 2 | 0   | 0   | 1  | 0  |
| Alexander Burmistrov | 2         | 0 | 2 | 2 | 0   | 2   | 0  | 0  |
| Nik Antropov         | 2         | 1 | 0 | 1 | 0   | 2   | 0  | 0  |
| Zach Bogosian        | 2         | 1 | 0 | 1 | 0   | 0   | 0  | 0  |
| Jim Slater           | 1         | 1 | 0 | 1 | 1   | 0   | 0  | 0  |
| Dustin Byuglien      | 2         | 0 | 1 | 1 | 2   | 0   | 0  | 0  |
| Ron Hainsey          | 2         | 0 | 1 | 1 | 0   | 0   | 0  | 0  |
| Evander Kane         | 2         | 0 | 1 | 1 | 0   | 0   | 0  | 0  |
| Bryan Little         | 2         | 0 | 1 | 1 | 3   | 0   | 0  | 0  |
| Ben Eager            | 1         | 0 | 1 | 1 | 1   | 0   | 0  | 0  |
| Tobias Enstrom       | 1         | 0 | 1 | 1 | 2   | 0   | 0  | 0  |
| Tim Stapleton        | 1         | 0 | 1 | 1 | -3  | 0   | 0  | 0  |
| Eric Boulton         | 2         | 0 | 0 | 0 | 0   | 12  | 0  | 0  |
| Johnny Oduya         | 2         | 0 | 0 | 0 | -2  | 0   | 0  | 0  |
| Anthony Stewart      | 2         | 0 | 0 | 0 | -4  | 2   | 0  | 0  |
| Chris Thorburn       | 2         | 0 | 0 | 0 | 0   | 0   | 0  | 0  |
| Niclas Bergfors      | 1         | 0 | 0 | 0 | -1  | 0   | 0  | 0  |
| Ben Maxwell          | 1         | 0 | 0 | 0 | -3  | 9   | 0  | 0  |
| Rich Peverley        | 1         | 0 | 0 | 0 | -2  | 0   | 0  | 0  |
| Rob Schremp          | 1         | 0 | 0 | 0 | -1  | 0   | 0  | 0  |
| Brent Sopel          | 1         | 0 | 0 | 0 | 0   | 0   | 0  | 0  |
| Mark Stuart          | 1         | 0 | 0 | 0 | -3  | 0   | 0  | 0  |
| Andrey Zubarev       | 1         | 0 | 0 | 0 | -3  | 0   | 0  | 0  |

Power Play: 1-6 16.7% / Penalty Killing: 4-5 80.0%

### GOALTENDING

| PREDATORS       |    |     |        |    |    |    |      |      |
|-----------------|----|-----|--------|----|----|----|------|------|
|                 | GP | MIN | W-L-OT | GA | SA | SV | GAA  | SV%  |
| Pekka Rinne     | 1  | 60  | 1-0-0  | 3  | 36 | 33 | 3.02 | .917 |
| Anders Lindback | 1  | 61  | 0-0-1  | 3  | 37 | 34 | 2.93 | .919 |

| THRASHERS      |    |     |        |    |    |    |       |      |
|----------------|----|-----|--------|----|----|----|-------|------|
|                | GP | MIN | W-L-OT | GA | SA | SV | GAA   | SV%  |
| Ondrej Pavelec | 2  | 100 | 1-0-0  | 4  | 40 | 36 | 2.40  | .900 |
| Chris Mason    | 1  | 22  | 0-1-0  | 4  | 13 | 9  | 10.94 | .692 |

| Season  | OVERALL |   |   |    |     |    |    | HOME |   |   |    |     |    |    | ROAD |   |   |    |     |    |    |
|---------|---------|---|---|----|-----|----|----|------|---|---|----|-----|----|----|------|---|---|----|-----|----|----|
|         | GP      | W | L | OT | PTS | GF | GA | GP   | W | L | OT | PTS | GF | GA | GP   | W | L | OT | PTS | GF | GA |
| 1999-00 | 2       | 2 | 0 | 0  | 4   | 10 | 3  | 1    | 1 | 0 | 0  | 2   | 6  | 0  | 1    | 1 | 0 | 0  | 2   | 4  | 3  |
| 2000-01 | 2       | 1 | 1 | 0  | 2   | 4  | 4  | 1    | 1 | 0 | 0  | 2   | 4  | 3  | 1    | 0 | 1 | 0  | 0   | 0  | 1  |
| 2001-02 | 1       | 0 | 0 | 1  | 1   | 4  | 4  | 0    | 0 | 0 | 0  | 0   | 0  | 0  | 1    | 0 | 0 | 1  | 1   | 4  | 4  |
| 2002-03 | 1       | 0 | 1 | 0  | 0   | 2  | 3  | 1    | 0 | 1 | 0  | 0   | 2  | 3  | 0    | 0 | 0 | 0  | 0   | 0  | 0  |
| 2003-04 | 1       | 0 | 1 | 0  | 0   | 2  | 4  | 0    | 0 | 0 | 0  | 0   | 0  | 0  | 1    | 0 | 1 | 0  | 0   | 2  | 4  |
| 2005-06 | 1       | 0 | 0 | 1  | 1   | 3  | 4  | 0    | 0 | 0 | 0  | 0   | 0  | 0  | 1    | 0 | 0 | 1  | 1   | 3  | 4  |
| 2007-08 | 1       | 1 | 0 | 0  | 2   | 3  | 0  | 1    | 1 | 0 | 0  | 2   | 3  | 0  | 0    | 0 | 0 | 0  | 0   | 0  | 0  |
| 2008-09 | 2       | 1 | 1 | 0  | 2   | 6  | 10 | 1    | 0 | 1 | 0  | 0   | 2  | 7  | 1    | 1 | 0 | 0  | 2   | 4  | 3  |
| 2009-10 | 2       | 2 | 0 | 0  | 4   | 6  | 4  | 1    | 1 | 0 | 0  | 2   | 4  | 3  | 1    | 1 | 0 | 0  | 2   | 2  | 1  |
| 2010-11 | 2       | 1 | 0 | 1  | 3   | 8  | 6  | 1    | 1 | 0 | 0  | 2   | 6  | 3  | 1    | 0 | 0 | 1  | 1   | 2  | 3  |
| Totals  | 15      | 8 | 4 | 3  | 19  | 48 | 42 | 7    | 5 | 2 | 0  | 10  | 27 | 19 | 8    | 3 | 2 | 3  | 9   | 21 | 23 |

OT column includes both ties and overtime losses in 1999-00, 2000-01, 2001-02 (one road tie), 2002-03 & 2003-04.

|         | DATE              | VISITOR   | HOME           |
|---------|-------------------|-----------|----------------|
| 1999-00 | December 6, 1999  | NASHVILLE | 4 Atlanta 3 OT |
|         | December 30, 1999 | Atlanta   | 0 NASHVILLE 6  |
| 2000-01 | November 15, 2000 | Nashville | 0 ATLANTA 1    |
|         | January 21, 2001  | Atlanta   | 3 NASHVILLE 4  |
| 2001-02 | November 16, 2001 | Nashville | 4 Atlanta 4 OT |
|         | March 29, 2003    | ATLANTA   | 3 Nashville 2  |
| 2003-04 | October 23, 2003  | Nashville | 2 ATLANTA 4    |

|         | DATE              | VISITOR   | HOME           |
|---------|-------------------|-----------|----------------|
| 2005-06 | January 11, 2006  | Nashville | 3 ATLANTA 4 SO |
|         | October 25, 2007  | Atlanta   | 0 NASHVILLE 3  |
| 2008-09 | November 28, 2008 | NASHVILLE | 4 Atlanta 3 OT |
|         | January 17, 2009  | ATLANTA   | 7 Nashville 2  |
| 2009-10 | January 30, 2010  | Atlanta   | 3 NASHVILLE 4  |
|         | March 9, 2010     | NASHVILLE | 2 Atlanta 1    |
| 2010-11 | December 6, 2010  | Nashville | 2 ATLANTA 3 OT |
|         | April 5, 2011     | Atlanta   | 3 NASHVILLE 6  |

|                          | OVERALL   | AT NASHVILLE                          | AT ATLANTA                             |
|--------------------------|---|---------------------------------------|--|
| Current Trend            | 1 Nashville win (4/5/11)  | 2 Nashville wins (1/30/10-4/5/11)     | 1 Atlanta win (12/6/10)                |
| Last Win                 | 4/5/11 (6-3)  | 4/5/11 (6-3)                          | 3/9/10 (2-1)                           |
| Last Loss                | 12/6/10 (2-3 OT)  | 1/17/09 (2-7)                         | 12/6/10 (2-3 OT)                       |
| Last Tie                 | 11/6/01 (4-4 OT)  | None                                  | 11/6/01 (4-4 OT)                       |
| Overtime Record          | 2-2-1   | 0-0-0                                 | 2-2-1                                  |
| Longest Unbeaten Streak  | 2 (four times, last 2-0-0, 1/30-3/9/10)   | 2 (twice, last 2-0-0, 1/30/10-4/5/11) | 2 (2-0-0, 11/28/08-3/9/10)             |
| Longest Winning Streak   | 2 (three times, last 1/30-3/9/10)   | 2 (twice, last 1/30/10-4/5/11)        | 2 (11/28/08-3/9/10)                    |
| Longest Winless Streak   | 4 (0-2-1, 11/6/01-1/11/06)  | None                                  | 4 (0-2-1, 11/15/00-1/11/06)            |
| Longest Losing Streak    | 3 (3/29/03-1/11/06)   | None                                  | 2 (10/23/03-1/11/06)                   |
| Most Goals by Nashville  | 6 (twice, last (4/5/11, 6-3)  | 6 (three times, last (4/5/11, 6-3)    | 4 (three times, last 11/28/08, 4-3 OT) |
| Most Goals by Atlanta    | 7 (1/17/09, 2-7)  | 7 (1/17/09, 2-7)                      | 4 (three times, last 1/11/06, 3-4 SO)  |
| Most Goals by Both Teams | 9 (twice, last 4/5/11, 6-3)   | 9 (twice, last 4/5/11, 6-3)           | 8 (11/6/01, 4-4 OT)                    |
| Last Five Games          | 3-1-1   | 3-2 (0)-0                             | 2-1-2                                  |
| Last Ten Games           | 5-3 (0)-2   | 5-2 (0)-0                             | 3-2 (1)-2                              |
| Last Transaction         | 9/1/10: Acquired defenseman Grant Lewis for forward Ian McKenzie.   |                                       |  |
| Series Notes             | 4/5/11: Jordin Tootoo recorded his first two-goal, three-point game and both Sergei Kostitsyn (2g-1a) and Patric Hornqvist (3a) also added three points in a 6-3 win at Bridgestone Arena... 3/9/10: Dan Ellis stopped 30-of-31 shots and Colin Wilson scored the game winner as the Predators won back-to-back games at Philips Arena for the first time in franchise history with a 2-1 victory... 11/28/08: Ryan Suter scored at 1:44 of overtime, lifting Nashville to a 4-3 at Philips Arena. It was the Predators first win at the venue since its first game there on Dec. 6, 1999... 10/25/07: Dan Ellis stopped all 20 shots he faced in his Predator debut. The 3-0 Nashville victory was his first NHL shutout in his second career game... 10/23/03: Jordin Tootoo scored his first NHL goal in a 4-2 Atlanta win... 3/29/03: Tomas Vokoun stopped Atlanta's Dany Heatley on a penalty shot... 12/30/99: Tomas Vokoun made 25 saves in Nashville's 6-0 win, the Predators' only shutout of the 1999-00 season... 12/6/99: Randy Robitaille scored the overtime game winner (2:26) in Nashville's 4-3 win. |                                       |  |
| 2011-12 Schedule         | 3/24/12: Winnipeg at Nashville  |                                       | None                                   |



# TEAM HISTORY & RECORDS

---





# TEAM HISTORY & RECORDS

## SEASON RECORDS

| SEASON        | GP         | W          | L          | T         | OTL       | PTS         | PCT         | GF          | GA          | *FINISH   |
|---------------|------------|------------|------------|-----------|-----------|-------------|-------------|-------------|-------------|-----------|
| 1998-99       | 82         | 28         | 47         | 7         | --        | 63          | .384        | 190         | 261         | 4/12      |
| 1999-00       | 82         | 28         | 40         | 7         | 7         | 70          | .427        | 199         | 240         | 4/13      |
| 2000-01       | 82         | 34         | 36         | 9         | 3         | 80          | .488        | 186         | 200         | 3/10      |
| 2001-02       | 82         | 28         | 41         | 13        | 0         | 69          | .421        | 196         | 230         | 4/14      |
| 2002-03       | 82         | 27         | 35         | 13        | 7         | 74          | .451        | 183         | 206         | 4/13      |
| 2003-04       | 82         | 38         | 29         | 11        | 4         | 91          | .555        | 216         | 217         | 3/8       |
| 2005-06       | 82         | 49         | 25         | --        | 8         | 106         | .646        | 259         | 227         | 2/4       |
| 2006-07       | 82         | 51         | 23         | --        | 8         | 110         | .671        | 272         | 212         | 2/4       |
| 2007-08       | 82         | 41         | 32         | --        | 9         | 91          | .555        | 230         | 229         | 2/8       |
| 2008-09       | 82         | 40         | 34         | --        | 8         | 88          | .537        | 213         | 233         | 5/10      |
| 2009-10       | 82         | 47         | 29         | --        | 6         | 100         | .610        | 225         | 225         | 3/7       |
| 2010-11       | 82         | 44         | 27         | --        | 11        | 99          | .604        | 219         | 194         | 2/5       |
| <b>Totals</b> | <b>984</b> | <b>455</b> | <b>398</b> | <b>60</b> | <b>71</b> | <b>1041</b> | <b>.529</b> | <b>2588</b> | <b>2674</b> | <b>--</b> |

\*division rank / conference rank

| HOME          |            |            |            |           |           |            |             |             |  | ROAD       |            |            |           |           |            |             |             |  |  |
|---------------|------------|------------|------------|-----------|-----------|------------|-------------|-------------|--|------------|------------|------------|-----------|-----------|------------|-------------|-------------|--|--|
| Season        | GP         | W          | L          | T         | OTL       | PTS        | GF          | GA          |  | GP         | W          | L          | T         | OTL       | PTS        | GF          | GA          |  |  |
| 1998-99       | 41         | 15         | 22         | 4         | --        | 34         | 104         | 126         |  | 41         | 13         | 25         | 3         | --        | 29         | 86          | 135         |  |  |
| 1999-00       | 41         | 15         | 21         | 3         | 2         | 35         | 103         | 116         |  | 41         | 13         | 19         | 4         | 5         | 35         | 96          | 124         |  |  |
| 2000-01       | 41         | 16         | 18         | 7         | 0         | 39         | 92          | 102         |  | 41         | 18         | 18         | 2         | 3         | 41         | 94          | 98          |  |  |
| 2001-02       | 41         | 17         | 16         | 8         | 0         | 42         | 101         | 95          |  | 41         | 11         | 25         | 5         | 0         | 27         | 95          | 135         |  |  |
| 2002-03       | 41         | 18         | 17         | 5         | 1         | 42         | 98          | 90          |  | 41         | 9          | 18         | 8         | 6         | 32         | 85          | 116         |  |  |
| 2003-04       | 41         | 22         | 10         | 7         | 2         | 53         | 112         | 93          |  | 41         | 16         | 19         | 4         | 2         | 38         | 104         | 124         |  |  |
| 2005-06       | 41         | 32         | 8          | --        | 1         | 65         | 142         | 94          |  | 41         | 17         | 17         | --        | 7         | 41         | 117         | 133         |  |  |
| 2006-07       | 41         | 28         | 8          | --        | 5         | 61         | 153         | 105         |  | 41         | 23         | 15         | --        | 3         | 49         | 119         | 107         |  |  |
| 2007-08       | 41         | 23         | 14         | --        | 4         | 50         | 120         | 113         |  | 41         | 18         | 18         | --        | 5         | 41         | 110         | 116         |  |  |
| 2008-09       | 41         | 24         | 13         | --        | 4         | 52         | 116         | 104         |  | 41         | 16         | 21         | --        | 4         | 36         | 97          | 129         |  |  |
| 2009-10       | 41         | 24         | 41         | --        | 3         | 51         | 108         | 101         |  | 41         | 23         | 15         | --        | 3         | 49         | 117         | 124         |  |  |
| 2010-11       | 41         | 24         | 9          | --        | 8         | 56         | 116         | 91          |  | 41         | 20         | 18         | --        | 3         | 43         | 103         | 103         |  |  |
| <b>Totals</b> | <b>492</b> | <b>258</b> | <b>197</b> | <b>34</b> | <b>30</b> | <b>580</b> | <b>1365</b> | <b>1230</b> |  | <b>492</b> | <b>197</b> | <b>228</b> | <b>26</b> | <b>41</b> | <b>434</b> | <b>1223</b> | <b>1444</b> |  |  |

| VS. CENTRAL DIVISION |            |            |            |           |           |            |            |            |  | VS. OTHER DIVISIONS |            |            |           |           |            |             |             |  |  |
|----------------------|------------|------------|------------|-----------|-----------|------------|------------|------------|--|---------------------|------------|------------|-----------|-----------|------------|-------------|-------------|--|--|
| Season               | GP         | W          | L          | T         | OTL       | PTS        | GF         | GA         |  | GP                  | W          | L          | T         | OTL       | PTS        | GF          | GA          |  |  |
| 1998-99              | 18         | 4          | 13         | 1         | --        | 9          | 44         | 70         |  | 64                  | 24         | 34         | 6         | --        | 54         | 146         | 191         |  |  |
| 1999-00              | 18         | 6          | 8          | 2         | 2         | 16         | 47         | 54         |  | 64                  | 22         | 32         | 5         | 5         | 54         | 152         | 186         |  |  |
| 2000-01              | 20         | 8          | 11         | 1         | 0         | 17         | 41         | 52         |  | 62                  | 26         | 25         | 8         | 3         | 63         | 145         | 148         |  |  |
| 2001-02              | 20         | 7          | 10         | 3         | 0         | 17         | 47         | 60         |  | 62                  | 21         | 31         | 10        | 0         | 52         | 149         | 170         |  |  |
| 2002-03              | 20         | 6          | 9          | 4         | 1         | 17         | 42         | 53         |  | 62                  | 21         | 26         | 9         | 6         | 57         | 141         | 153         |  |  |
| 2003-04              | 24         | 11         | 9          | 2         | 2         | 26         | 58         | 63         |  | 58                  | 27         | 20         | 9         | 2         | 65         | 158         | 154         |  |  |
| 2005-06              | 32         | 23         | 8          | --        | 1         | 47         | 110        | 73         |  | 50                  | 26         | 17         | --        | 7         | 59         | 149         | 154         |  |  |
| 2006-07              | 32         | 21         | 8          | --        | 3         | 45         | 106        | 82         |  | 50                  | 30         | 15         | --        | 5         | 65         | 166         | 130         |  |  |
| 2007-08              | 32         | 18         | 9          | --        | 5         | 41         | 88         | 82         |  | 50                  | 23         | 23         | --        | 4         | 50         | 142         | 147         |  |  |
| 2008-09              | 24         | 12         | 9          | --        | 3         | 27         | 67         | 68         |  | 58                  | 28         | 25         | --        | 5         | 61         | 146         | 165         |  |  |
| 2009-10              | 24         | 14         | 8          | --        | 2         | 30         | 59         | 57         |  | 58                  | 33         | 21         | --        | 4         | 70         | 166         | 168         |  |  |
| 2010-11              | 24         | 13         | 9          | --        | 2         | 28         | 51         | 59         |  | 58                  | 31         | 18         | --        | 9         | 71         | 162         | 131         |  |  |
| <b>Totals</b>        | <b>288</b> | <b>143</b> | <b>111</b> | <b>13</b> | <b>21</b> | <b>320</b> | <b>760</b> | <b>773</b> |  | <b>638</b>          | <b>281</b> | <b>269</b> | <b>47</b> | <b>41</b> | <b>650</b> | <b>1822</b> | <b>1897</b> |  |  |

| VS. WESTERN CONFERENCE |            |            |            |           |           |            |             |             |  | VS. EASTERN CONFERENCE |            |           |           |           |            |            |            |  |  |
|------------------------|------------|------------|------------|-----------|-----------|------------|-------------|-------------|--|------------------------|------------|-----------|-----------|-----------|------------|------------|------------|--|--|
| Season                 | GP         | W          | L          | T         | OTL       | PTS        | GF          | GA          |  | GP                     | W          | L         | T         | OTL       | PTS        | GF         | GA         |  |  |
| 1998-99                | 55         | 21         | 30         | 4         | --        | 46         | 140         | 174         |  | 27                     | 7          | 17        | 3         | --        | 17         | 50         | 87         |  |  |
| 1999-00                | 56         | 17         | 28         | 5         | 6         | 45         | 132         | 170         |  | 26                     | 11         | 12        | 2         | 1         | 25         | 67         | 70         |  |  |
| 2000-01                | 60         | 22         | 29         | 6         | 3         | 53         | 133         | 154         |  | 22                     | 12         | 7         | 3         | 0         | 27         | 53         | 46         |  |  |
| 2001-02                | 60         | 19         | 33         | 8         | 0         | 46         | 136         | 176         |  | 22                     | 9          | 8         | 5         | 0         | 23         | 60         | 54         |  |  |
| 2002-03                | 60         | 19         | 27         | 9         | 5         | 52         | 127         | 157         |  | 22                     | 8          | 8         | 4         | 2         | 22         | 56         | 49         |  |  |
| 2003-04                | 64         | 28         | 23         | 10        | 3         | 69         | 161         | 168         |  | 18                     | 10         | 6         | 1         | 1         | 22         | 55         | 49         |  |  |
| 2005-06                | 72         | 45         | 22         | --        | 5         | 95         | 226         | 188         |  | 10                     | 4          | 3         | --        | 3         | 11         | 33         | 39         |  |  |
| 2006-07                | 72         | 44         | 21         | --        | 7         | 95         | 237         | 187         |  | 10                     | 7          | 2         | --        | 1         | 15         | 35         | 25         |  |  |
| 2007-08                | 72         | 36         | 28         | --        | 8         | 80         | 202         | 197         |  | 10                     | 5          | 4         | --        | 1         | 11         | 28         | 32         |  |  |
| 2008-09                | 64         | 32         | 26         | --        | 6         | 70         | 177         | 186         |  | 18                     | 8          | 8         | --        | 2         | 18         | 36         | 47         |  |  |
| 2009-10                | 64         | 35         | 25         | --        | 4         | 74         | 168         | 178         |  | 18                     | 12         | 4         | --        | 2         | 26         | 57         | 47         |  |  |
| 2010-11                | 64         | 34         | 23         | --        | 7         | 75         | 158         | 150         |  | 18                     | 10         | 4         | --        | 4         | 24         | 55         | 40         |  |  |
| <b>Totals</b>          | <b>763</b> | <b>352</b> | <b>315</b> | <b>42</b> | <b>54</b> | <b>800</b> | <b>1997</b> | <b>2085</b> |  | <b>221</b>             | <b>103</b> | <b>83</b> | <b>18</b> | <b>17</b> | <b>241</b> | <b>585</b> | <b>585</b> |  |  |

# TEAM HISTORY & RECORDS

## TEAM STREAKS

| AT ALL-STAR BREAK |                                |                      |                      | AT MIDWAY POINT      |                      |  |  |
|-------------------|--------------------------------|----------------------|----------------------|----------------------|----------------------|--|--|
| Season            | Date of Game (host)            | Record Before        | Record After         | First Half           | Second Half          |  |  |
| 1998-99           | Jan. 24 (TB)                   | 16-25-4-(0)          | 12-22-3-(0)          | 14-23-4-(0)          | 14-24-3-(0)          |  |  |
| 1999-00           | Feb. 6 (TOR)                   | 20-24-6-4            | 8-16-1-3             | 14-20-5-2            | 14-20-5-2            |  |  |
| 2000-01           | Feb. 4 (COL)                   | 23-24-7-2            | 11-12-2-1            | 15-18-7-1            | 19-18-2-2            |  |  |
| 2001-02           | Feb. 2 (LA)                    | 20-25-9-0            | 8-16-4-0             | 15-19-7-0            | 13-22-6-0            |  |  |
| 2002-03           | Feb. 2 (FLA)                   | 17-23-8-4            | 10-12-5-3            | 12-18-7-4            | 15-17-6-3            |  |  |
| 2003-04           | Feb. 8 (MIN)                   | 26-20-6-2            | 12-9-5-2             | 19-16-4-2            | 19-13-7-2            |  |  |
| 2005-06           | OLYMPIC YEAR, NO ALL-STAR GAME |                      |                      | 26-12-(0)-3          | 23-13-(0)-5          |  |  |
| 2006-07           | Jan. 24 (DAL)                  | 34-12-(0)-3          | 17-11-(0)-5          | 27-11-(0)-3          | 24-12-(0)-5          |  |  |
| 2007-08           | Jan. 27 (ATL)                  | 25-20-(0)-5          | 16-12-(0)-4          | 21-19-(0)-2          | 20-13-(0)-7          |  |  |
| 2008-09           | Jan. 25 (MTL)                  | 20-23-(0)-3          | 20-11-(0)-5          | 19-19-(0)-3          | 21-15-(0)-5          |  |  |
| 2009-10           | OLYMPIC YEAR, NO ALL-STAR GAME |                      |                      | 24-14-(0)-3          | 23-15-(0)-3          |  |  |
| 2010-11           | Jan. 30 (CAR)                  | 27-17-(0)-6          | 17-10-(0)-5          | 22-13-(0)-6          | 22-14-(0)-5          |  |  |
| <b>Totals</b>     |                                | <b>228-213-40-29</b> | <b>131-131-20-28</b> | <b>209-183-34-26</b> | <b>227-196-26-42</b> |  |  |

| RECORD BY MONTH |                   |                   |                   |                  |                   |                    |                  |
|-----------------|-------------------|-------------------|-------------------|------------------|-------------------|--------------------|------------------|
| Season          | October           | November          | December          | January          | February          | March              | April            |
| 1998-99         | 3-5-1-(0)         | 6-7-0-(0)         | 4-6-2-(0)         | 5-9-1-(0)        | 3-6-2-(0)         | 5-8-1-(0)          | 2-6-0-(0)        |
| 1999-00         | 4-6-1-0           | 3-7-0-2           | 6-5-4-0           | 6-5-1-2          | 3-7-0-1           | 6-7-1-2            | 0-3-0-0          |
| 2000-01         | 4-3-3-1           | 6-6-2-0           | 4-8-2-0           | 8-7-0-1          | 4-5-1-0           | 7-5-1-1            | 1-2-0-0          |
| 2001-02         | 4-7-2-0           | 5-6-1-0           | 5-4-3-0           | 6-8-3-0          | 4-1-1-0           | 2-10-3-0           | 2-5-0-0          |
| 2002-03         | 1-5-1-2           | 3-6-3-2           | 6-6-2-0           | 7-6-2-0          | 8-2-1-0           | 2-8-4-2            | 0-2-0-1          |
| 2003-04         | 4-5-0-0           | 8-5-1-0           | 4-4-3-2           | 10-4-2-0         | 6-5-1-0           | 4-5-4-2            | 2-1-0-0          |
| 2005-06         | 8-1-(0)-1         | 7-3-(0)-2         | 9-5-(0)-0         | 7-5-(0)-3        | 3-4-(0)-0         | 8-5-(0)-2          | 7-2-(0)-0        |
| 2006-07         | 7-3-(0)-1         | 10-2-(0)-1        | 9-5-(0)-1         | 10-3-(0)-0       | 7-5-(0)-1         | 6-5-(0)-3          | 2-0-(0)-1        |
| 2007-08         | 4-7-(0)-0         | 8-2-(0)-2         | 6-9-(0)-0         | 8-3-(0)-3        | 6-4-(0)-3         | 7-6-(0)-1          | 2-1-(0)-0        |
| 2008-09         | 5-4-(0)-1         | 6-6-(0)-1         | 6-6-(0)-1         | 4-8-(0)-0        | 10-4-(0)-1        | 7-3-(0)-4          | 2-3-(0)-0        |
| 2009-10         | 6-6-(0)-1         | 9-4-(0)-0         | 9-4-(0)-2         | 6-7-(0)-0        | 3-2-(0)-2         | 11-5-(0)-1         | 3-1-(0)-0        |
| 2010-11         | 5-2-(0)-3         | 5-6-(0)-2         | 8-5-(0)-1         | 9-4-(0)-0        | 10-5-(0)-2        | 10-3-(0)-2         | 2-1-(0)-1        |
| <b>Totals</b>   | <b>55-54-8-10</b> | <b>76-60-7-12</b> | <b>76-67-16-7</b> | <b>86-69-9-9</b> | <b>62-51-6-10</b> | <b>75-70-14-20</b> | <b>25-27-0-3</b> |

| RECORD BY DAY |           |           |             |            |              |           |              |
|---------------|-----------|-----------|-------------|------------|--------------|-----------|--------------|
| Season        | Sunday    | Monday    | Tuesday     | Wednesday  | Thursday     | Friday    | Saturday     |
| 1998-99       | 1-4-0-(0) | 1-5-1-(0) | 5-8-1-(0)   | 4-7-0-(0)  | 5-7-1-(0)    | 6-5-1-(0) | 6-11-3-(0)   |
| 1999-00       | 4-2-2-0   | 4-2-0-1   | 4-6-2-1     | 4-7-0-1    | 3-8-2-2      | 2-6-0-1   | 7-9-1-1      |
| 2000-01       | 5-1-0-1   | 2-4-0-0   | 3-6-4-0     | 4-6-1-2    | 9-8-1-0      | 2-4-1-0   | 9-7-2-0      |
| 2001-02       | 0-6-1-0   | 1-4-1-0   | 3-10-3-0    | 6-2-1-0    | 8-7-2-0      | 1-4-2-0   | 9-8-3-0      |
| 2002-03       | 2-4-0-2   | 5-3-0-0   | 3-8-2-3     | 1-3-1-0    | 5-7-5-0      | 1-4-0-1   | 10-6-5-1     |
| 2003-04       | 1-3-1-1   | 2-4-3-0   | 1-5-3-1     | 3-4-0-0    | 13-4-1-1     | 4-3-0-0   | 14-6-3-1     |
| 2005-06       | 2-1-(0)-1 | 2-2-(0)-0 | 13-4-(0)-0  | 6-5-(0)-3  | 12-4-(0)-1   | 1-3-(0)-1 | 13-6-(0)-2   |
| 2006-07       | 2-0-(0)-1 | 4-2-(0)-0 | 5-3-(0)-2   | 7-5-(0)-0  | 10-5-(0)-3   | 3-3-(0)-0 | 20-5-(0)-2   |
| 2007-08       | 3-1-(0)-3 | 3-3-(0)-0 | 9-7-(0)-0   | 0-5-(0)-1  | 10-8-(0)-3   | 3-1-(0)-0 | 13-7-(0)-2   |
| 2008-09       | 3-3-(0)-0 | 3-5-(0)-0 | 5-7-(0)-4   | 1-2-(0)-1  | 9-6-(0)-3    | 4-6-(0)-0 | 15-5-(0)-0   |
| 2009-10       | 3-2-(0)-0 | 4-3-(0)-0 | 8-6-(0)-2   | 3-3-(0)-1  | 14-4-(0)-0   | 3-5-(0)-0 | 12-6-(0)-3   |
| 2010-11       | 5-4-(0)-0 | 0-3-(0)-1 | 5-5-(0)-5   | 7-3-(0)-1  | 11-5-(0)-1   | 3-1-(0)-0 | 13-6-(0)-3   |
| Totals        | 31-31-4-9 | 31-40-5-2 | 64-75-15-18 | 46-52-3-10 | 109-73-12-14 | 33-45-4-3 | 141-82-17-15 |

# TEAM HISTORY & RECORDS

## SPECIAL TEAMS & HOLIDAY RECORDS

| POWER PLAY |     |     |      |        |      |     |      |        |     |         |      |        |
|------------|-----|-----|------|--------|------|-----|------|--------|-----|---------|------|--------|
| HOME       |     |     |      |        | ROAD |     |      |        |     | OVERALL |      |        |
| YEAR       | ADV | PPG | %    | RANK   | ADV  | PPG | %    | RANK   | ADV | PPG     | %    | RANK   |
| 1998-99    | 183 | 24  | 13.1 | 23rd   | 141  | 16  | 11.3 | T-23rd | 324 | 40      | 12.3 | 25th   |
| 1999-00    | 164 | 20  | 12.2 | 26th   | 140  | 21  | 15.0 | 14th   | 304 | 41      | 13.5 | 25th   |
| 2000-01    | 188 | 32  | 17.0 | 19th   | 173  | 19  | 11.0 | 27th   | 361 | 51      | 14.1 | 23rd   |
| 2001-02    | 182 | 26  | 14.3 | 23rd   | 155  | 22  | 14.2 | 14th   | 337 | 48      | 14.2 | 23rd   |
| 2002-03    | 204 | 26  | 12.7 | T-26th | 214  | 32  | 15.0 | T-20th | 418 | 58      | 13.9 | 26th   |
| 2003-04    | 234 | 41  | 17.5 | T-12th | 192  | 31  | 16.1 | T-13th | 426 | 72      | 16.9 | 11th   |
| 2005-06    | 260 | 50  | 19.2 | 12th   | 252  | 44  | 17.5 | T-10th | 512 | 94      | 18.4 | 10th   |
| 2006-07    | 219 | 44  | 20.1 | 10th   | 189  | 27  | 14.3 | 23rd   | 408 | 71      | 17.4 | 18th   |
| 2007-08    | 198 | 31  | 15.7 | 22nd   | 160  | 22  | 13.8 | 26th   | 358 | 53      | 14.8 | 27th   |
| 2008-09    | 167 | 27  | 16.2 | 23rd   | 151  | 23  | 15.2 | 23rd   | 318 | 50      | 15.7 | 26th   |
| 2009-10    | 141 | 26  | 18.4 | 18th   | 145  | 21  | 14.5 | 22nd   | 286 | 47      | 16.4 | T-23rd |
| 2010-11    | 147 | 24  | 16.3 | 22nd   | 122  | 17  | 13.9 | 27th   | 269 | 41      | 15.2 | 26th   |

| PENALTY KILL |     |      |      |        |      |      |      |        |     |         |      |        |
|--------------|-----|------|------|--------|------|------|------|--------|-----|---------|------|--------|
| HOME         |     |      |      |        | ROAD |      |      |        |     | OVERALL |      |        |
| YEAR         | TSH | PPGA | %    | RANK   | TSH  | PPGA | %    | RANK   | TSH | PPGA    | %    | RANK   |
| 1998-99      | 175 | 31   | 82.3 | 21st   | 182  | 44   | 75.8 | 27th   | 357 | 75      | 79.0 | 27th   |
| 1999-00      | 152 | 20   | 86.8 | 9th    | 157  | 26   | 83.4 | 16th   | 309 | 46      | 85.1 | 12th   |
| 2000-01      | 168 | 21   | 87.5 | 3rd    | 163  | 28   | 82.8 | T-13th | 331 | 49      | 85.2 | 8th    |
| 2001-02      | 176 | 18   | 89.8 | 2nd    | 178  | 32   | 82.0 | 23rd   | 354 | 50      | 85.9 | 9th    |
| 2002-03      | 163 | 22   | 86.5 | T-4th  | 190  | 39   | 79.5 | T-29th | 353 | 61      | 82.7 | T-17th |
| 2003-04      | 176 | 24   | 86.4 | T-11th | 175  | 40   | 77.1 | 30th   | 351 | 64      | 81.8 | 24th   |
| 2005-06      | 265 | 34   | 87.2 | T-4th  | 268  | 48   | 82.1 | 13th   | 533 | 82      | 84.6 | T-5th  |
| 2006-07      | 196 | 28   | 85.7 | 10th   | 191  | 27   | 85.9 | 4th    | 387 | 55      | 85.8 | 3rd    |
| 2007-08      | 163 | 27   | 83.4 | 12th   | 172  | 22   | 87.2 | 2nd    | 335 | 49      | 85.4 | 3rd    |
| 2008-09      | 150 | 17   | 88.7 | 2nd    | 188  | 42   | 77.7 | 27th   | 338 | 59      | 82.5 | 10th   |
| 2009-10      | 113 | 22   | 80.5 | 22nd   | 145  | 37   | 74.5 | 28th   | 258 | 59      | 77.1 | 28th   |
| 2010-11      | 139 | 17   | 87.8 | 2nd    | 133  | 24   | 82.0 | 17th   | 272 | 41      | 84.9 | 5th    |

| SHORTHANDED GOALS |     |        |      |        |
|-------------------|-----|--------|------|--------|
| YEAR              | SHG | RANK   | SHGA | RANK   |
| 1998-99           | 7   | T-15th | 10   | T-18th |
| 1999-00           | 9   | T-7th  | 11   | T-24th |
| 2000-01           | 7   | T-20th | 4    | T-2nd  |
| 2001-02           | 6   | T-18th | 8    | T-17th |
| 2002-03           | 2   | T-29th | 8    | T-14th |
| 2003-04           | 14  | 3rd    | 8    | T-13th |
| 2005-06           | 12  | 10th   | 13   | T-24th |
| 2006-07           | 8   | T-14th | 2    | 1st    |
| 2007-08           | 7   | T-16th | 10   | T-21st |
| 2008-09           | 9   | T-9th  | 8    | T-14th |
| 2009-10           | 5   | T-21st | 6    | T-11th |
| 2010-11           | 5   | T-21st | 2    | T-2nd  |

### HOLIDAY RECORDS

| Halloween (4-2-(0)-0 Record) |        |
|------------------------------|--------|
| 1998 vs. Colorado            | W, 3-2 |
| 1999 at Edmonton             | L, 2-4 |
| 2000 vs. St. Louis           | L, 2-4 |
| 2001 at Minnesota            | W, 6-4 |
| 2006 at Vancouver            | W, 3-2 |
| 2009 vs. Dallas              | W, 4-2 |

| Thanksgiving (3-0-(0)-0 Record) |        |
|---------------------------------|--------|
| Nov. 24, 2005 vs. Los Angeles   | W, 4-3 |
| Nov. 23, 2006 vs. Vancouver     | W, 6-0 |
| Nov. 22, 2007 vs. Detroit       | W, 3-2 |

| New Year's Eve (3-0-(0)-0 Record) |             |
|-----------------------------------|-------------|
| 2007 at Dallas                    | W, 1-0      |
| 2009 at Columbus                  | W, 2-1 (OT) |
| 2010 at Minnesota                 | W, 4-1      |

| New Year's Day (2-6-(0)-0 Record) |        |
|-----------------------------------|--------|
| 1999 vs. St. Louis                | L, 5-6 |
| 2000 vs. San Jose                 | W, 3-2 |
| 2001 vs. Vancouver                | L, 2-5 |
| 2002 vs. Colorado                 | T, 4-4 |
| 2003 vs. Colorado                 | L, 3-7 |
| 2004 vs. Pittsburgh               | W, 3-2 |
| 2006 vs. Anaheim                  | L, 2-4 |
| 2007 vs. Colorado                 | L, 3-5 |
| 2009 vs. Vancouver                | L, 1-2 |

| Martin Luther King Day (3-4-(0)-0 Record) |        |
|---|--------|
| Jan. 18, 1999 at Boston                   | L, 1-8 |
| Jan. 21, 2002 vs. Phoenix                 | L, 1-0 |
| Jan. 19, 2004 vs. Minnesota               | W, 2-0 |
| Jan. 15, 2007 vs. Calgary                 | W, 5-3 |
| Jan. 21, 2008 vs. St. Louis               | W, 6-3 |
| Jan. 19, 2009 vs. New Jersey              | L, 1-3 |
| Jan. 18, 2010 vs. Toronto                 | L, 3-4 |

| Valentine's Day (3-1-(0)-0 Record) |             |
|------------------------------------|-------------|
| 2007 vs. San Jose                  | W, 5-0      |
| 2008 vs. Chicago                   | L, 1-6      |
| 2009 vs. Boston                    | W, 3-2 (SO) |
| 2010 at Pittsburgh                 | W, 4-3 (SO) |

| Presidents' Day (3-3-(0)-0 Record) |        |
|------------------------------------|--------|
| Feb. 15, 1999 vs. N.Y. Rangers     | L, 4-7 |
| Feb. 21, 2000 vs. Dallas           | W, 5-2 |
| Feb. 17, 2003 vs. Boston           | W, 5-1 |
| Feb. 16, 2004 at Columbus          | L, 2-4 |
| Feb. 19, 2007 vs. Phoenix          | W, 4-1 |
| Feb. 16, 2009 vs. Ottawa           | L, 0-2 |

| St. Patrick's Day (4-2-(0)-0 Record) |             |
|--------------------------------------|-------------|
| 2000 at Phoenix                      | W, 4-3 (OT) |
| 2001 vs. Phoenix                     | W, 4-1      |
| 2002 vs. Colorado                    | L, 4-5      |
| 2003 vs. Edmonton                    | L, 3-5      |
| 2007 vs. Dallas                      | W, 3-2      |
| 2011 vs. Boston                      | W, 4-3 (OT) |

# TEAM HISTORY & RECORDS

## ALL-TIME STATISTICS

| NO       | PLAYER              | GP  | G   | A   | PTS | PIM | PP | SH | GW | GT | S    | %     | +/- | TF   | FW   | F%     | MIN   | H   | BS  |
|----------|---------------------|-----|-----|-----|-----|-----|----|----|----|----|------|-------|-----|------|------|--------|-------|-----|-----|
| 11       | David Legwand       | 768 | 169 | 279 | 448 | 398 | 24 | 10 | 35 | 1  | 1600 | 10.6% | 30  | 9953 | 4487 | 45.1%  | 17:32 | 268 | 242 |
| 19/10    | Martin Erat         | 616 | 140 | 262 | 402 | 370 | 36 | 1  | 22 | 1  | 1150 | 12.2% | 0   | 299  | 103  | 34.4%  | 16:52 | 316 | 137 |
| 44       | Kimmo Timonen       | 573 | 79  | 222 | 301 | 348 | 46 | 1  | 10 | 0  | 1078 | 7.3%  | -6  | 9    | 5    | 55.6%  | 22:29 | 390 | 462 |
| 71       | J-P Dumont          | 388 | 93  | 174 | 267 | 118 | 21 | 1  | 20 | 0  | 712  | 13.1% | 30  | 27   | 8    | 29.6%  | 15:45 | 175 | 72  |
| 26       | Steve Sullivan      | 317 | 100 | 163 | 263 | 175 | 37 | 7  | 16 | 0  | 706  | 14.2% | 34  | 232  | 97   | 41.8%  | 18:25 | 121 | 60  |
| 24       | Scott Walker        | 410 | 96  | 151 | 247 | 465 | 27 | 8  | 11 | 2  | 737  | 13.0% | -23 | 1775 | 831  | 46.8%  | 18:13 | 361 | 109 |
| 22       | Greg Johnson        | 502 | 93  | 145 | 238 | 213 | 9  | 11 | 14 | 1  | 726  | 12.8% | -52 | 9848 | 5196 | 52.8%  | 18:18 | 102 | 183 |
| 19       | Jason Arnott        | 275 | 107 | 122 | 229 | 177 | 40 | 0  | 17 | 0  | 850  | 12.6% | 36  | 4519 | 2244 | 49.7%  | 18:39 | 143 | 76  |
| 7        | Cliff Ronning       | 301 | 81  | 145 | 226 | 126 | 25 | 0  | 9  | 2  | 888  | 9.1%  | -15 | 2169 | 1017 | 46.9%  | 18:01 | 38  | 88  |
| 6        | Shea Weber          | 402 | 80  | 134 | 214 | 323 | 36 | 2  | 15 | 0  | 1077 | 7.4%  | 23  | 0    | 0    | 0.0%   | 22:06 | 902 | 473 |
| 17       | Scott Hartnell      | 436 | 93  | 118 | 211 | 544 | 30 | 2  | 19 | 0  | 990  | 9.4%  | 16  | 278  | 114  | 41.0%  | 15:10 | 356 | 99  |
| 20       | Ryan Suter          | 463 | 31  | 161 | 192 | 366 | 8  | 0  | 6  | 0  | 692  | 4.5%  | 28  | 2    | 0    | 0.0%   | 21:57 | 346 | 519 |
| 3        | Marek Zidicky       | 307 | 35  | 140 | 175 | 299 | 25 | 0  | 6  | 0  | 492  | 7.1%  | -5  | 0    | 0    | 0.0%   | 20:09 | 240 | 93  |
| 9        | Paul Kariya         | 164 | 55  | 106 | 161 | 76  | 19 | 0  | 5  | 0  | 469  | 11.7% | 0   | 12   | 1    | 8.3%   | 19:43 | 34  | 233 |
| 2        | Dan Hamhuis         | 483 | 32  | 129 | 161 | 375 | 8  | 2  | 8  | 0  | 711  | 4.5%  | 3   | 1    | 0    | 0.0%   | 22:08 | 678 | 462 |
| 43       | Vitali Yachmenev    | 338 | 54  | 76  | 130 | 58  | 6  | 5  | 10 | 1  | 497  | 10.9% | -19 | 103  | 32   | 31.1%  | 16:38 | 130 | 119 |
| 10       | Patric Kjellberg    | 246 | 49  | 77  | 126 | 56  | 16 | 0  | 7  | 0  | 390  | 12.6% | -29 | 115  | 41   | 35.7%  | 17:49 | 114 | 67  |
| 25       | Denis Arkipov       | 273 | 46  | 65  | 111 | 74  | 13 | 0  | 10 | 2  | 399  | 11.5% | -38 | 3402 | 1540 | 45.3%  | 14:14 | 69  | 29  |
| 27       | Patric Hornqvist    | 187 | 53  | 53  | 106 | 103 | 16 | 0  | 13 | 0  | 594  | 8.9%  | 26  | 68   | 28   | 41.2%  | 15:03 | 175 | 75  |
| 23       | Vladimir Orszagh    | 239 | 47  | 58  | 105 | 168 | 10 | 2  | 9  | 0  | 389  | 12.1% | -20 | 66   | 17   | 25.8%  | 16:53 | 124 | 33  |
| 29       | Joel Ward           | 230 | 40  | 58  | 98  | 89  | 11 | 3  | 7  | 0  | 424  | 9.4%  | -5  | 295  | 133  | 45.1%  | 16:19 | 174 | 188 |
| 55/14/22 | Jordin Tootoo       | 409 | 40  | 55  | 95  | 633 | 2  | 0  | 4  | 0  | 652  | 6.1%  | -21 | 79   | 41   | 51.9%  | 10:07 | 505 | 56  |
| 47       | Alexander Radulov   | 145 | 44  | 51  | 95  | 70  | 9  | 0  | 6  | 0  | 279  | 15.8% | 26  | 1    | 0    | 0.0%   | 14:17 | 40  | 54  |
| 38       | Vernon Fiddler      | 305 | 45  | 48  | 93  | 190 | 6  | 4  | 7  | 0  | 375  | 12.0% | -12 | 2434 | 1272 | 52.3%  | 13:15 | 177 | 114 |
| 21       | Tom Fitzgerald      | 307 | 42  | 46  | 88  | 218 | 0  | 6  | 4  | 0  | 535  | 7.9%  | -45 | 1402 | 722  | 51.5%  | 15:09 | 305 | 164 |
| 18       | Adam Hall           | 234 | 43  | 42  | 85  | 108 | 24 | 0  | 8  | 1  | 421  | 10.2% | -16 | 835  | 435  | 52.1%  | 15:41 | 36  | 49  |
| 25       | Jerred Smithson     | 133 | 35  | 46  | 81  | 283 | 1  | 5  | 6  | 0  | 359  | 9.7%  | -24 | 3881 | 2127 | 54.8%  | 13:01 | 659 | 299 |
| 25       | Sergei Krivokrasov  | 444 | 34  | 40  | 74  | 82  | 13 | 0  | 8  | 3  | 340  | 10.0% | -12 | 1    | 0    | 0.0%   | 14:43 | 43  | 12  |
| 15       | Drake Berehowsky    | 219 | 20  | 53  | 73  | 327 | 8  | 0  | 2  | 0  | 275  | 7.3%  | -22 | 2    | 1    | 50.0%  | 22:02 | 395 | 275 |
| 5        | Andy Delmore        | 144 | 34  | 38  | 72  | 50  | 25 | 0  | 9  | 0  | 324  | 10.5% | -30 | 0    | 0    | 0.0%   | 18:23 | 82  | 36  |
| 71       | Sebastien Bordeleau | 146 | 28  | 40  | 68  | 70  | 1  | 4  | 4  | 1  | 315  | 8.9%  | -30 | 2502 | 1407 | 56.2%  | 14:29 | 130 | 48  |
| 21       | Andreas Johansson   | 103 | 32  | 32  | 64  | 48  | 13 | 1  | 1  | 1  | 232  | 13.8% | -6  | 154  | 61   | 39.6%  | 16:19 | 0   | 23  |
| 94       | Nani Perreault      | 69  | 22  | 35  | 57  | 30  | 10 | 0  | 2  | 0  | 145  | 15.2% | -3  | 899  | 559  | 62.2%  | 14:56 | 14  | 20  |
| 14       | Radek Bonk          | 145 | 23  | 31  | 54  | 74  | 12 | 0  | 3  | 0  | 240  | 9.6%  | -43 | 1630 | 907  | 55.6%  | 15:42 | 97  | 53  |
| 9        | Marcel Goc          | 124 | 21  | 33  | 54  | 20  | 0  | 1  | 3  | 0  | 229  | 9.2%  | 20  | 1605 | 821  | 0.0%   | 15:14 | 102 | 39  |
| 3        | Karlis Skarstins    | 307 | 13  | 41  | 54  | 130 | 1  | 1  | 4  | 1  | 287  | 4.5%  | -49 | 0    | 0    | 0.0%   | 20:06 | 412 | 408 |
| 27       | Randy Robitaille    | 131 | 20  | 31  | 51  | 22  | 7  | 0  | 1  | 0  | 234  | 8.5%  | -24 | 1009 | 505  | 50.0%  | 13:29 | 6   | 27  |
| 74       | Sergei Kostitsyn    | 77  | 23  | 27  | 50  | 20  | 4  | 1  | 2  | 0  | 93   | 24.7% | 10  | 6    | 1    | 16.7%  | 15:11 | 41  | 15  |
| 32/4     | Cody Franson        | 111 | 14  | 36  | 50  | 46  | 3  | 0  | 5  | 0  | 246  | 5.1%  | 25  | 0    | 0    | 0.0%   | 14:44 | 36  | 105 |
| 33       | Colin Wilson        | 147 | 24  | 25  | 49  | 24  | 3  | 0  | 5  | 0  | 159  | 15.7% | 7   | 352  | 170  | 48.3%  | 13:51 | 59  | 35  |
| 12       | Scott Nichol        | 209 | 24  | 23  | 47  | 271 | 1  | 4  | 3  | 0  | 233  | 10.3% | -22 | 1962 | 1139 | 58.1%  | 12:09 | 292 | 102 |
| 12       | Rob Valicevic       | 159 | 26  | 19  | 45  | 49  | 3  | 1  | 9  | 0  | 198  | 13.1% | -9  | 102  | 41   | 40.2%  | 13:56 | 197 | 74  |
| 4        | Mark Eaton          | 286 | 15  | 30  | 45  | 130 | 1  | 0  | 2  | 1  | 246  | 6.1%  | 10  | 0    | 0    | 0.0%   | 18:32 | 127 | 252 |
| 49/8     | Kevin Klein         | 243 | 8   | 36  | 44  | 76  | 1  | 0  | 0  | 0  | 223  | 3.6%  | -7  | 0    | 0    | 0.0%   | 17:56 | 300 | 390 |
| 23       | Bill Houlder        | 302 | 8   | 36  | 44  | 150 | 1  | 1  | 3  | 1  | 241  | 3.3%  | -16 | 8    | 1    | 12.5%  | 17:00 | 175 | 271 |
| 16       | Ville Peltonen      | 116 | 14  | 28  | 42  | 26  | 3  | 0  | 2  | 0  | 194  | 7.2%  | -7  | 3    | 1    | 33.3%  | 14:14 | 58  | 24  |
| 15       | Rem Murray          | 92  | 14  | 22  | 36  | 30  | 1  | 2  | 1  | 0  | 139  | 10.0% | 0   | 889  | 432  | 48.6%  | 16:59 | 0   | 0   |
| 48/16    | Cal O'Reilly        | 80  | 11  | 23  | 34  | 8   | 2  | 0  | 1  | 0  | 73   | 15.1% | 7   | 866  | 399  | 46.1%  | 15:05 | 7   | 22  |
| 27       | Jason York          | 141 | 6   | 28  | 34  | 116 | 2  | 0  | 1  | 1  | 187  | 3.2%  | 9   | 1    | 0    | 0.0%   | 20:35 | 0   | 0   |
| 19       | Andrew Brunette     | 77  | 11  | 20  | 31  | 26  | 7  | 0  | 1  | 0  | 65   | 16.9% | -10 | 8    | 4    | 50.0%  | 13:13 | 13  | 10  |
| 39       | Marian Canis        | 73  | 13  | 17  | 30  | 57  | 6  | 0  | 1  | 0  | 115  | 11.3% | -12 | 1    | 1    | 100.0% | 12:56 | 65  | 18  |
| 7        | Scottie Upshall     | 77  | 11  | 18  | 29  | 52  | 1  | 0  | 4  | 1  | 111  | 9.9%  | 13  | 21   | 8    | 38.1%  | 10:08 | 59  | 15  |
| 28       | Ryan Jones          | 87  | 14  | 14  | 28  | 40  | 4  | 0  | 1  | 0  | 116  | 12.1% | 4   | 11   | 1    | 9.1%   | 11:05 | 126 | 34  |
| 4        | Ville Kostinen      | 86  | 7   | 21  | 28  | 32  | 3  | 0  | 3  | 0  | 102  | 6.9%  | 13  | 1    | 0    | 0.0%   | 15:52 | 82  | 53  |
| 37/5     | Greg Zanon          | 230 | 7   | 19  | 26  | 100 | 0  | 0  | 1  | 0  | 138  | 5.1%  | 19  | 0    | 0    | 0.0%   | 18:58 | 411 | 611 |
| 15       | Petr Tenkrat        | 58  | 8   | 16  | 24  | 28  | 0  | 1  | 2  | 1  | 82   | 9.8%  | -4  | 7    | 2    | 28.6%  | 12:00 | 34  | 1   |
| 81       | Mike Silfving       | 31  | 10  | 12  | 22  | 14  | 3  | 0  | 1  | 0  | 80   | 12.5% | 0   | 542  | 307  | 56.6%  | 18:33 | 23  | 13  |
| 51       | Francis Bouillon    | 129 | 4   | 17  | 21  | 79  | 1  | 0  | 1  | 0  | 133  | 3.0%  | 1   | 0    | 0    | 0.0%   | 19:25 | 295 | 147 |
| 23       | Martin Gelinas      | 57  | 9   | 11  | 20  | 20  | 0  | 1  | 1  | 0  | 110  | 8.2%  | 5   | 22   | 11   | 50.0%  | 14:06 | 50  | 12  |
| 16       | Darcy Dochukichuk   | 172 | 9   | 11  | 20  | 313 | 0  | 0  | 2  | 0  | 92   | 9.8%  | 6   | 1    | 0    | 0.0%   | 5:28  | 279 | 10  |
| 37       | Rich Peverley       | 73  | 7   | 13  | 20  | 23  | 0  | 0  | 2  | 0  | 94   | 7.4%  | 0   | 307  | 147  | 47.9%  | 10:29 | 22  | 15  |
| 42       | Joel Bouchard       | 116 | 5   | 15  | 20  | 83  | 0  | 0  | 0  | 0  | 138  | 3.6%  | -21 | 0    | 0    | 0.0%   | 20:50 | 197 | 115 |
| 7        | Greg de Vries       | 154 | 5   | 15  | 20  | 140 | 0  | 1  | 0  | 1  | 105  | 4.8%  | -12 | 0    | 0    | 0.0%   | 17:06 | 142 | 174 |
| 6        | Bob Boughner        | 141 | 5   | 14  | 19  | 234 | 0  | 0  | 1  | 0  | 91   | 5.5%  | -19 | 0    | 0    | 0.0%   | 18:00 | 440 | 158 |
| 20       | Jamie Howard        | 63  | 6   | 12  | 18  | 44  | 4  | 0  | 1  | 0  | 124  | 4.8%  | -24 | 0    | 0    | 0.0%   | 16:12 | 80  | 35  |
| 18       | Mark Mowers         | 85  | 5   | 13  | 18  | 16  | 0  | 0  | 0  | 0  | 79   | 6.3%  | -6  | 577  | 267  | 46.3%  | 10:00 | 62  | 3   |



## ALL-TIME STATISTICS

| NO    | PLAYER            | GP  | G  | A  | PTS | PM  | PP | SH | GW | GT | S   | %      | +/- | TF  | FW  | F%     | MIN   | H   | BS  |
|-------|-------------------|-----|----|----|-----|-----|----|----|----|----|-----|--------|-----|-----|-----|--------|-------|-----|-----|
| 32    | Cale Hulse        | 225 | 3  | 15 | 18  | 370 | 0  | 0  | 2  | 0  | 245 | 12.2%  | -34 | 0   | 0   | 0.0%   | 19:23 | 379 | 133 |
| 28    | Jeremy Stenvenson | 100 | 10 | 7  | 17  | 225 | 3  | 0  | 0  | 0  | 104 | 9.6%   | -3  | 13  | 2   | 15.4%  | 8:39  | 38  | 5   |
| 13    | Nick Spaling      | 102 | 8  | 9  | 17  | 20  | 1  | 0  | 2  | 0  | 101 | 7.9%   | -7  | 592 | 292 | 49.3%  | 13:08 | 50  | 42  |
| 9     | Greg Classen      | 90  | 7  | 10 | 17  | 48  | 1  | 1  | 0  | 0  | 52  | 13.5%  | -6  | 649 | 284 | 43.8%  | 10:10 | 93  | 19  |
| 28    | Denny Lambert     | 76  | 5  | 11 | 16  | 218 | 1  | 0  | 0  | 0  | 66  | 7.6%   | -3  | 1   | 1   | 100.0% | 10:20 | 57  | 17  |
| 10    | Clarke Wilm       | 82  | 5  | 11 | 16  | 36  | 0  | 0  | 0  | 0  | 108 | 4.6%   | -11 | 339 | 171 | 50.4%  | 11:57 | 0   | 0   |
| 21    | Peter Forsberg    | 17  | 2  | 13 | 15  | 16  | 1  | 0  | 1  | 0  | 36  | 5.6%   | 5   | 267 | 127 | 47.6%  | 19:36 | 19  | 4   |
| 23    | Blair Atcheynum   | 53  | 8  | 6  | 14  | 16  | 2  | 0  | 1  | 0  | 70  | 11.4%  | -10 | 5   | 2   | 40.0%  | 14:54 | 28  | 26  |
| 41    | Richard Lintner   | 83  | 4  | 10 | 14  | 44  | 1  | 0  | 0  | 0  | 139 | 2.9%   | -4  | 0   | 0   | 0.0%   | 13:47 | 92  | 41  |
| 8     | Craig Millar      | 62  | 3  | 11 | 14  | 34  | 0  | 0  | 1  | 0  | 52  | 5.8%   | -5  | 1   | 0   | 0.0%   | 16:30 | 60  | 39  |
| 27    | John Slaney       | 46  | 2  | 12 | 14  | 14  | 0  | 0  | 0  | 0  | 84  | 2.4%   | -12 | 0   | 0   | 0.0%   | 20:39 | 54  | 49  |
| 63    | Josef Vasicsek    | 38  | 4  | 9  | 13  | 29  | 0  | 0  | 0  | 0  | 47  | 8.5%   | 1   | 307 | 153 | 49.8%  | 10:00 | 23  | 11  |
| 17    | Jan Hlavac        | 18  | 3  | 10 | 13  | 8   | 0  | 0  | 2  | 0  | 29  | 10.3%  | 9   | 0   | 0   | 0.0%   | 16:28 | 13  | 4   |
| 12    | Mike Fisher       | 27  | 5  | 7  | 12  | 10  | 1  | 0  | 0  | 0  | 60  | 8.3%   | 2   | 421 | 203 | 48.2%  | 18:15 | 44  | 30  |
| 24    | Matt Halischuk    | 27  | 4  | 8  | 12  | 2   | 0  | 0  | 1  | 0  | 29  | 13.8%  | 5   | 4   | 0   | 0.0%   | 10:07 | 6   | 9   |
| 5     | Jan Vopat         | 61  | 5  | 6  | 11  | 34  | 0  | 0  | 0  | 0  | 49  | 10.2%  | 1   | 0   | 0   | 0.0%   | 18:04 | 106 | 76  |
| 55    | Danny Markov      | 58  | 0  | 11 | 11  | 62  | 0  | 0  | 0  | 0  | 59  | 0.0%   | 9   | 0   | 0   | 0.0%   | 19:32 | 74  | 98  |
| 16    | Nedens Pederson   | 43  | 4  | 6  | 10  | 39  | 0  | 0  | 0  | 1  | 64  | 6.3%   | 2   | 440 | 221 | 50.2%  | 12:48 | 0   | 0   |
| 9     | Darren Turcotte   | 49  | 4  | 6  | 10  | 20  | 0  | 0  | 1  | 0  | 86  | 4.7%   | -11 | 731 | 321 | 43.9%  | 14:38 | 9   | 16  |
| 26    | Bubba Berenzweig  | 37  | 3  | 7  | 10  | 14  | 0  | 0  | 1  | 0  | 35  | 8.6%   | -4  | 1   | 0   | 0.0%   | 14:08 | 27  | 21  |
| 55    | Shane O'Brien     | 80  | 2  | 7  | 9   | 83  | 0  | 0  | 0  | 0  | 50  | 4.0%   | 1   | 0   | 0   | 0.0%   | 17:46 | 164 | 80  |
| 29    | Thomas Yokoun     | 383 | 0  | 9  | 9   | 111 | 0  | 0  | 0  | 0  | 1   | 0.0%   | 0   | 0   | 0   | 0.0%   | --    | 0   | 0   |
| 5     | Blake Geoffrion   | 20  | 6  | 2  | 8   | 7   | 0  | 0  | 1  | 0  | 24  | 25.0%  | 3   | 99  | 46  | 46.5%  | 8:16  | 8   | 4   |
| 42    | Andrew Hutchinson | 18  | 4  | 4  | 8   | 4   | 2  | 0  | 1  | 0  | 24  | 16.7%  | 1   | 0   | 0   | 0.0%   | 16:43 | 0   | 0   |
| 41    | Jed Ortmeyer      | 53  | 4  | 4  | 8   | 32  | 0  | 1  | 0  | 0  | 72  | 5.6%   | -8  | 12  | 6   | 50.0%  | 12:24 | 66  | 23  |
| 7     | Jonathon Blum     | 23  | 3  | 5  | 8   | 8   | 1  | 0  | 1  | 0  | 18  | 16.7%  | 8   | 0   | 0   | 0.0%   | 17:45 | 20  | 36  |
| 14    | Steve Dubinsky    | 26  | 5  | 2  | 7   | 10  | 0  | 0  | 0  | 0  | 42  | 11.9%  | -2  | 271 | 152 | 56.1%  | 15:54 | 53  | 22  |
| 42    | Antti Pihlstrom   | 54  | 2  | 5  | 7   | 10  | 1  | 0  | 0  | 0  | 89  | 2.2%   | -2  | 1   | 0   | 0.0%   | 11:23 | 101 | 17  |
| 12    | Reid Simpson      | 52  | 5  | 1  | 6   | 125 | 0  | 0  | 0  | 0  | 24  | 20.8%  | -5  | 6   | 3   | 50.0%  | 5:25  | 26  | 3   |
| 44/52 | Alexander Sulzer  | 53  | 1  | 5  | 6   | 18  | 0  | 0  | 0  | 0  | 45  | 2.2%   | -1  | 0   | 0   | 0.0%   | 15:39 | 40  | 57  |
| 46    | Wyatt Smith       | 29  | 4  | 1  | 5   | 2   | 0  | 1  | 0  | 0  | 29  | 13.8%  | 1   | 316 | 171 | 54.1%  | 10:57 | 0   | 0   |
| 38    | Dave Scatchard    | 16  | 3  | 2  | 5   | 17  | 0  | 0  | 0  | 0  | 25  | 12.0%  | 3   | 81  | 42  | 51.9%  | 10:42 | 18  | 3   |
| 14    | Dustin Boyd       | 18  | 3  | 2  | 5   | 4   | 0  | 0  | 1  | 0  | 32  | 9.4%   | 1   | 105 | 61  | 58.1%  | 12:11 | 20  | 8   |
| 14    | Ramzi Abid        | 13  | 1  | 4  | 5   | 13  | 0  | 0  | 0  | 0  | 12  | 8.3%   | -3  | 1   | 0   | 0.0%   | 10:50 | 14  | 2   |
| 2     | Dan Keczer        | 40  | 0  | 5  | 5   | 40  | 0  | 0  | 0  | 0  | 33  | 0.0%   | -5  | 0   | 0   | 0.0%   | 17:18 | 42  | 48  |
| 27    | Jukka Hentunen    | 10  | 2  | 2  | 4   | 0   | 0  | 0  | 1  | 0  | 12  | 16.7%  | 0   | 0   | 0   | 0.0%   | 12:46 | 10  | 2   |
| 14    | Oleg Petrov       | 17  | 2  | 2  | 4   | 2   | 0  | 0  | 0  | 0  | 37  | 5.4%   | -4  | 1   | 1   | 100.0% | 16:19 | 0   | 0   |
| 33    | J.J. Daigneault   | 35  | 2  | 2  | 4   | 38  | 1  | 0  | 1  | 0  | 38  | 5.3%   | -4  | 1   | 1   | 100.0% | 20:47 | 46  | 29  |
| 32    | Jeff Daniels      | 9   | 1  | 3  | 4   | 2   | 0  | 0  | 0  | 0  | 8   | 12.5%  | -1  | 1   | 0   | 0.0%   | 10:56 | 9   | 1   |
| 19    | Jim McKenzie      | 61  | 1  | 3  | 4   | 88  | 0  | 0  | 0  | 0  | 10  | 10.0%  | -13 | 3   | 2   | 66.7%  | 6:14  | 0   | 0   |
| 23    | Jamie Allison     | 67  | 0  | 4  | 4   | 121 | 0  | 0  | 0  | 0  | 22  | 0.0%   | -13 | 3   | 2   | 66.7%  | 11:23 | 24  | 14  |
| 3     | Wade Belak        | 92  | 0  | 4  | 4   | 130 | 0  | 0  | 0  | 0  | 27  | 0.0%   | -2  | 0   | 0   | 0.0%   | 4:46  | 87  | 12  |
| 7     | Jeff Nelson       | 9   | 2  | 1  | 3   | 2   | 0  | 0  | 0  | 0  | 8   | 25.0%  | -1  | 138 | 76  | 55.1%  | 16:09 | 4   | 8   |
| 40    | David Gosselin    | 13  | 2  | 1  | 3   | 11  | 0  | 0  | 0  | 0  | 14  | 14.3%  | -5  | 0   | 0   | 0.0%   | 8:46  | 7   | 1   |
| 53/18 | Mike Santorelli   | 32  | 2  | 1  | 3   | 10  | 0  | 0  | 0  | 0  | 47  | 4.3%   | -13 | 152 | 69  | 45.4%  | 11:14 | 12  | 7   |
| 15    | Kris Beech        | 5   | 1  | 2  | 3   | 0   | 0  | 0  | 0  | 0  | 6   | 16.7%  | 1   | 81  | 44  | 54.3%  | 14:40 | 1   | 2   |
| 40    | Marek Svatos      | 9   | 1  | 2  | 3   | 2   | 0  | 0  | 0  | 0  | 17  | 5.9%   | 1   | 0   | 0   | 0.0%   | 11:14 | 4   | 3   |
| 42    | Mikko Lehtonen    | 15  | 1  | 2  | 3   | 8   | 0  | 0  | 0  | 0  | 14  | 7.1%   | 0   | 0   | 0   | 0.0%   | 14:35 | 9   | 19  |
| 12    | Andreas Thuesen   | 25  | 1  | 2  | 3   | 6   | 0  | 0  | 0  | 0  | 32  | 3.1%   | -6  | 12  | 3   | 25.0%  | 10:00 | 50  | 6   |
| 20    | Nathan Perrott    | 23  | 1  | 2  | 3   | 79  | 0  | 0  | 1  | 0  | 7   | 14.3%  | -1  | 1   | 0   | 0.0%   | 4:53  | 26  | 2   |
| 41    | Brent Gilchrist   | 41  | 1  | 2  | 3   | 14  | 0  | 0  | 0  | 0  | 41  | 2.4%   | -11 | 25  | 8   | 32.0%  | 10:45 | 0   | 0   |
| 17    | Patrick Cole      | 91  | 1  | 2  | 3   | 312 | 0  | 0  | 0  | 0  | 29  | 3.4%   | -14 | 0   | 0   | 0.0%   | 4:28  | 47  | 7   |
| 30    | Chris Mason       | 135 | 1  | 2  | 3   | 8   | 0  | 0  | 0  | 0  | 1   | 100.0% | 0   | 0   | 0   | 0.0%   | --    | 0   | 0   |
| 24    | Brandon Bochenski | 8   | 1  | 2  | 3   | 0   | 0  | 0  | 0  | 0  | 9   | 11.1%  | 2   | 0   | 0   | 0.0%   | 11:56 | 2   | 0   |
| 53    | Chris Mueller     | 15  | 0  | 3  | 3   | 2   | 0  | 0  | 0  | 0  | 7   | 0.0%   | 0   | 89  | 43  | 48.3%  | 8:38  | 19  | 0   |
| 19    | Brendan Witt      | 17  | 0  | 3  | 3   | 68  | 0  | 0  | 0  | 0  | 13  | 0.0%   | 5   | 0   | 0   | 0.0%   | 17:29 | 46  | 23  |
| 42/36 | Robert Schnabel   | 22  | 0  | 3  | 3   | 34  | 0  | 0  | 0  | 0  | 10  | 0.0%   | 6   | 0   | 0   | 0.0%   | 13:48 | 1   | 2   |
| 37    | Denis Grebeshkov  | 4   | 1  | 1  | 2   | 6   | 0  | 0  | 0  | 0  | 4   | 25.0%  | 0   | 0   | 0   | 0.0%   | 16:28 | 5   | 4   |
| 9     | Sergei Zholtok    | 11  | 1  | 1  | 2   | 0   | 0  | 0  | 0  | 0  | 17  | 5.9%   | -2  | 122 | 66  | 54.1%  | 11:41 | 0   | 0   |
| 19    | Mike Watt         | 18  | 1  | 1  | 2   | 8   | 0  | 0  | 1  | 0  | 18  | 5.6%   | -2  | 2   | 1   | 50.0%  | 11:02 | 22  | 7   |
| 8     | Stu Grimson       | 30  | 1  | 1  | 2   | 76  | 0  | 0  | 0  | 0  | 5   | 20.0%  | 0   | 0   | 0   | 0.0%   | 6:08  | 23  | 7   |
| 45    | Jason Morgan      | 6   | 0  | 2  | 2   | 2   | 0  | 0  | 0  | 0  | 6   | 0.0%   | 0   | 15  | 11  | 73.3%  | 10:05 | 0   | 0   |
| 34    | Shane Hnidy       | 9   | 0  | 2  | 2   | 10  | 0  | 0  | 0  | 0  | 12  | 0.0%   | 3   | 0   | 0   | 0.0%   | 18:10 | 0   | 0   |
| 4     | Jay More          | 18  | 0  | 2  | 2   | 18  | 0  | 0  | 0  | 0  | 24  | 0.0%   | 2   | 0   | 0   | 0.0%   | 16:30 | 34  | 9   |
| 1     | Mike Dunham       | 217 | 0  | 2  | 2   | 14  | 0  | 0  | 0  | 0  | 0   | 0.0%   | 0   | 0   | 0   | 0.0%   | --    | 0   | 0   |
| 14    | Jon Sim           | 4   | 1  | 0  | 1   | 0   | 0  | 0  | 0  | 0  | 3   | 33.3%  | 0   | 14  | 5   | 35.7%  | 9:18  | 0   | 0   |
| 20/41 | Simon Gamache     | 18  | 1  | 0  | 1   | 0   | 1  | 0  | 0  | 0  | 8   | 12.5%  | -9  | 20  | 11  | 55.0%  | 8:00  | 2   | 0   |
| 34    | Wade Flaherty     | 1   | 0  | 1  | 1   | 0   | 0  | 0  | 0  | 0  | 0   | 0.0%   | 0   | 0   | 0   | 0.0%   | --    | 0   | 0   |

## TEAM HISTORY & RECORDS

## ALL-TIME STATISTICS

|  | NO    | PLAYER             | GP  | G | A     | PTS  | PIM | PP  | SH | GW | GT | S  | %    | +/-   | TF  | FW | F%    | MIN   | H  | BS |
|--|-------|--------------------|-----|---|-------|------|-----|-----|----|----|----|----|------|-------|-----|----|-------|-------|----|----|
|  | 6     | Stan Neckar        | 1   | 0 | 1     | 1    | 0   | 0   | 0  | 0  | 0  | 0  | 0.0% | 2     | 0   | 0  | 0.0%  | 14:59 | 0  | 0  |
|  | 8     | Doug Friedman      | 2   | 0 | 1     | 1    | 14  | 0   | 0  | 0  | 0  | 3  | 0.0% | 0     | 0   | 0  | 0.0%  | 7:00  | 2  | 1  |
|  | 34    | Sheldon Brookbank  | 3   | 0 | 1     | 1    | 12  | 0   | 0  | 0  | 0  | 3  | 0.0% | 0     | 0   | 0  | 0.0%  | 8:16  | 2  | 2  |
|  | 36    | Sean Haggerty      | 3   | 0 | 1     | 1    | 0   | 0   | 0  | 0  | 0  | 2  | 0.0% | 1     | 0   | 0  | 0.0%  | 8:35  | 4  | 1  |
|  | 20    | Todd Warriner      | 6   | 0 | 1     | 1    | 4   | 0   | 0  | 0  | 0  | 6  | 0.0% | -1    | 5   | 3  | 60.0% | 11:15 | 0  | 0  |
|  | 36    | Niklas Andersson   | 7   | 0 | 1     | 1    | 0   | 0   | 0  | 0  | 0  | 7  | 0.0% | 0     | 0   | 0  | 0.0%  | 12:50 | 1  | 0  |
|  | 28/5  | Tomas Kloucek      | 8   | 0 | 1     | 1    | 12  | 0   | 0  | 0  | 0  | 1  | 0.0% | 4     | 0   | 0  | 0.0%  | 10:53 | 0  | 0  |
|  | 74    | Nick Tansky        | 11  | 0 | 1     | 1    | 17  | 0   | 0  | 0  | 0  | 6  | 0.0% | 1     | 0   | 0  | 0.0%  | 5:38  | 15 | 6  |
|  | 13    | Jere Karalahti     | 15  | 0 | 1     | 1    | 12  | 0   | 0  | 0  | 0  | 8  | 0.0% | -1    | 0   | 0  | 0.0%  | 18:45 | 54 | 13 |
|  | 4     | Vitaliy Vishnevski | 15  | 0 | 1     | 1    | 10  | 0   | 0  | 0  | 0  | 6  | 0.0% | 1     | 0   | 0  | 0.0%  | 10:02 | 27 | 1  |
|  | 39    | Dan Ellis          | 110 | 0 | 1     | 1    | 6   | 0   | 0  | 0  | 0  | 0  | 0.0% | 0     | 0   | 0  | 0.0%  | --    | 0  | 0  |
|  | 35    | Pekka Rinne        | 177 | 0 | 1     | 1    | 20  | 0   | 0  | 0  | 0  | 0  | 0.0% | 0     | 0   | 0  | 0.0%  | --    | 0  | 0  |
|  | 31    | Marc Dekanich      | 1   | 0 | 0     | 0    | 0   | 0   | 0  | 0  | 0  | 0  | 0.0% | 0     | 0   | 0  | 0.0%  | --    | 0  | 0  |
|  | 40    | Mike Farrell       | 1   | 0 | 0     | 0    | 0   | 0   | 0  | 0  | 0  | 0  | 0.0% | 0     | 0   | 0  | 0.0%  | 5:08  | 0  | 0  |
|  | 28    | Patrick Leahy      | 1   | 0 | 0     | 0    | 0   | 0   | 0  | 0  | 0  | 0  | 0.0% | 0     | 0   | 0  | 0.0%  | 5:46  | 0  | 0  |
|  | 49    | Michael Leighton   | 1   | 0 | 0     | 0    | 0   | 0   | 0  | 0  | 0  | 0  | 0.0% | 0     | 0   | 0  | 0.0%  | --    | 0  | 0  |
|  | 36    | Peter Olvecky      | 1   | 0 | 0     | 0    | 0   | 0   | 0  | 0  | 0  | 0  | 0.0% | 0     | 0   | 0  | 0.0%  | 7:53  | 0  | 0  |
|  | 47    | Libor Pivko        | 1   | 0 | 0     | 0    | 0   | 0   | 0  | 0  | 0  | 2  | 0.0% | 0     | 0   | 0  | 0.0%  | 6:50  | 0  | 0  |
|  | 12    | Ives Sarault       | 1   | 0 | 0     | 0    | 0   | 0   | 0  | 0  | 0  | 0  | 0.0% | 0     | 0   | 0  | 0.0%  | 5:15  | 0  | 0  |
|  | 27    | Pascal Trepanier   | 1   | 0 | 0     | 0    | 0   | 0   | 0  | 0  | 0  | 1  | 0.0% | 0     | 0   | 0  | 0.0%  | 9:55  | 0  | 0  |
|  | 28    | Steve Begin        | 2   | 0 | 0     | 0    | 4   | 0   | 0  | 0  | 0  | 2  | 0.0% | -2    | 0   | 0  | 0.0%  | 9:48  | 5  | 0  |
|  | 32    | Mathieu Darche     | 2   | 0 | 0     | 0    | 0   | 0   | 0  | 0  | 0  | 1  | 0.0% | -1    | 0   | 0  | 0.0%  | 6:39  | 0  | 0  |
|  | 31    | Brian Finley       | 2   | 0 | 0     | 0    | 0   | 0   | 0  | 0  | 0  | 0  | 0.0% | 0     | 0   | 0  | 0.0%  | --    | 0  | 0  |
|  | 49    | Rory Fitzpatrick   | 2   | 0 | 0     | 0    | 2   | 0   | 0  | 0  | 0  | 0  | 0.0% | -2    | 0   | 0  | 0.0%  | 9:47  | 1  | 0  |
|  | 54    | Darren Haydar      | 2   | 0 | 0     | 0    | 0   | 0   | 0  | 0  | 0  | 1  | 0.0% | -1    | 0   | 0  | 0.0%  | 8:54  | 0  | 0  |
|  | 47    | Matt Henderson     | 2   | 0 | 0     | 0    | 2   | 0   | 0  | 0  | 0  | 0  | 0.0% | -1    | 0   | 0  | 0.0%  | 6:23  | 4  | 0  |
|  | 15    | Josh Langford      | 2   | 0 | 0     | 0    | 0   | 0   | 0  | 0  | 0  | 5  | 0.0% | 0     | 0   | 0  | 0.0%  | 9:47  | 2  | 0  |
|  | 15    | Matthew Lombardi   | 2   | 0 | 0     | 0    | 0   | 0   | 0  | 0  | 0  | 6  | 0.0% | -1    | 29  | 16 | 55.2% | 14:49 | 0  | 0  |
|  | 20    | John Namestnikov   | 2   | 0 | 0     | 0    | 2   | 0   | 0  | 0  | 0  | 3  | 0.0% | 0     | 0   | 0  | 0.0%  | 15:48 | 0  | 0  |
|  | 39    | Domenic Pittis     | 2   | 0 | 0     | 0    | 2   | 0   | 0  | 0  | 0  | 1  | 0.0% | 0     | 6   | 1  | 16.7% | 4:59  | 0  | 0  |
|  | 16    | Timofei Shishkanov | 2   | 0 | 0     | 0    | 0   | 0   | 0  | 0  | 0  | 0  | 0.0% | -1    | 0   | 0  | 0.0%  | 6:31  | 0  | 0  |
|  | 50    | Petr Sykora        | 2   | 0 | 0     | 0    | 0   | 0   | 0  | 0  | 0  | 2  | 0.0% | -1    | 11  | 5  | 45.5% | 8:19  | 0  | 0  |
|  | 2     | Rob Zetterl        | 2   | 0 | 0     | 0    | 2   | 0   | 0  | 0  | 0  | 0  | 0.0% | -2    | 0   | 0  | 0.0%  | 16:16 | 5  | 1  |
|  | 13    | Triston Grant      | 3   | 0 | 0     | 0    | 9   | 0   | 0  | 0  | 0  | 2  | 0.0% | -1    | 0   | 0  | 0.0%  | 7:14  | 5  | 1  |
|  | 14    | Brett Hauer        | 3   | 0 | 0     | 0    | 6   | 0   | 0  | 0  | 0  | 2  | 0.0% | -3    | 0   | 0  | 0.0%  | 10:29 | 3  | 1  |
|  | 12    | Brad Smyth         | 3   | 0 | 0     | 0    | 6   | 0   | 0  | 0  | 0  | 5  | 0.0% | -1    | 0   | 0  | 0.0%  | 9:54  | 1  | 0  |
|  | 14    | Rich Brennan       | 4   | 0 | 0     | 0    | 2   | 0   | 0  | 0  | 0  | 0  | 0.0% | 0     | 0   | 0  | 0.0%  | 14:31 | 8  | 3  |
|  | 26    | Philip Crowe       | 4   | 0 | 0     | 0    | 10  | 0   | 0  | 0  | 0  | 1  | 0.0% | 0     | 0   | 0  | 0.0%  | 4:06  | 5  | 0  |
|  | 58    | Linus Klasen       | 4   | 0 | 0     | 0    | 0   | 0   | 0  | 0  | 0  | 4  | 0.0% | -3    | 0   | 0  | 0.0%  | 12:53 | 1  | 1  |
|  | 28    | Cameron Mann       | 4   | 0 | 0     | 0    | 0   | 0   | 0  | 0  | 0  | 5  | 0.0% | -2    | 0   | 0  | 0.0%  | 5:53  | 0  | 0  |
|  | 48    | Jonas Andersson    | 5   | 0 | 0     | 0    | 2   | 0   | 0  | 0  | 0  | 4  | 0.0% | -2    | 0   | 0  | 0.0%  | 9:06  | 5  | 0  |
|  | 24    | Ben Guite          | 6   | 0 | 0     | 0    | 4   | 0   | 0  | 0  | 0  | 5  | 0.0% | -3    | 34  | 15 | 44.1% | 8:29  | 14 | 4  |
|  | 35    | Jan Lasak          | 6   | 0 | 0     | 0    | 2   | 0   | 0  | 0  | 0  | 0  | 0.0% | 0     | 0   | 0  | 0.0%  | --    | 0  | 0  |
|  | 4/32  | Teemu Laakso       | 8   | 0 | 0     | 0    | 2   | 0   | 0  | 0  | 0  | 5  | 0.0% | -2    | 0   | 0  | 0.0%  | 9:47  | 7  | 5  |
|  | 42    | Pavel Skrbek       | 8   | 0 | 0     | 0    | 6   | 0   | 0  | 0  | 0  | 2  | 0.0% | -1    | 0   | 0  | 0.0%  | 11:12 | 4  | 7  |
|  | 26    | Wade Brookbank     | 9   | 0 | 0     | 0    | 38  | 0   | 0  | 0  | 0  | 1  | 0.0% | -4    | 0   | 0  | 0.0%  | 3:28  | 0  | 0  |
|  | 35    | Eric Fichaud       | 9   | 0 | 0     | 0    | 0   | 0   | 0  | 0  | 0  | 0  | 0.0% | 0     | 0   | 0  | 0.0%  | --    | 0  | 0  |
|  | 38    | Alexandre Boikov   | 10  | 0 | 0     | 0    | 15  | 0   | 0  | 0  | 0  | 4  | 0.0% | -1    | 0   | 0  | 0.0%  | 6:45  | 24 | 3  |
|  | 5     | Brad Bombardir     | 13  | 0 | 0     | 0    | 4   | 0   | 0  | 0  | 0  | 9  | 0.0% | 1     | 0   | 0  | 0.0%  | 19:02 | 0  | 0  |
|  | 74    | Brantt Mylres      | 20  | 0 | 0     | 0    | 28  | 0   | 0  | 0  | 0  | 1  | 0.0% | -5    | 0   | 0  | 0.0%  | 3:48  | 8  | 0  |
|  | 39    | Anders Lindback    | 22  | 0 | 0     | 0    | 0   | 0   | 0  | 0  | 0  | 0  | 0.0% | 0     | 0   | 0  | 0.0%  | --    | 0  | 0  |
|  | 33/16 | Marc Moro          | 27  | 0 | 0     | 0    | 75  | 0   | 0  | 0  | 0  | 11 | 0.0% | -5    | 0   | 0  | 0.0%  | 9:49  | 59 | 7  |
|  |       | NO GOALIE          | GP  |   | MINs  | GAA  | W   | L   | T  | OT | EN | SO | GA   | SA    | SV% | G  | A     | PIM   |    |    |
|  | 29    | Tomas Vokoun       | 383 |   | 21789 | 2.53 | 161 | 159 | 35 | 11 | 30 | 21 | 922  | 10579 | 913 | 0  | 9     | 111   |    |    |
|  | 35    | Pekka Rinne        | 177 |   | 10126 | 2.33 | 95  | 54  | -- | 18 | 0  | 20 | 394  | 4929  | 920 | 0  | 1     | 20    |    |    |
|  | 1     | Mike Dunham        | 217 |   | 12494 | 2.72 | 81  | 104 | 24 | 0  | 10 | 8  | 567  | 6274  | 910 | 0  | 2     | 14    |    |    |
|  | 30    | Chris Mason        | 135 |   | 7133  | 2.60 | 58  | 43  | 1  | 11 | 3  | 12 | 310  | 3548  | 913 | 1  | 2     | 8     |    |    |
|  | 39    | Dan Ellis          | 110 |   | 5909  | 2.64 | 49  | 42  | -- | 8  | 0  | 10 | 260  | 2958  | 912 | 0  | 1     | 6     |    |    |
|  | 39    | Anders Lindback    | 22  |   | 1131  | 2.60 | 11  | 5   | -- | 2  | -- | 2  | 49   | 576   | 915 | 0  | 0     | 0     |    |    |
|  | 35    | Eric Fichaud       | 9   |   | 447   | 3.22 | 0   | 6   | 0  | 0  | 1  | 0  | 24   | 229   | 895 | 0  | 0     | 0     |    |    |
|  | 35    | Jan Lasak          | 6   |   | 267   | 4.04 | 0   | 4   | 0  | 0  | 1  | 0  | 18   | 143   | 874 | 0  | 0     | 2     |    |    |
|  | 34    | Wade Flaherty      | 1   |   | 51    | 4.70 | 0   | 1   | 0  | 0  | 0  | 0  | 4    | 27    | 852 | 0  | 1     | 0     |    |    |
|  | 31    | Brian Finley       | 2   |   | 107   | 5.60 | 0   | 1   | 0  | 0  | 0  | 0  | 10   | 54    | 815 | 0  | 0     | 0     |    |    |
|  | 31    | Marc Dekanich      | 1   |   | 50    | 3.60 | 0   | 0   | -- | 0  | -- | 0  | 3    | 25    | 880 | 0  | 0     | 0     |    |    |
|  | 49    | Michael Leighton   | 1   |   | 20    | 6.00 | 0   | 0   | -- | 0  | 0  | 0  | 2    | 10    | 800 | 0  | 0     | 0     |    |    |

# TEAM HISTORY & RECORDS

## PERSONNEL & ALL-STARS

### ALL-STAR GAME REPRESENTATIVES

| YEAR   | SITE      | PLAYER             | TEAM     | G | A | PTS | PIM |
|--------|-----------|--------------------|----------|---|---|-----|-----|
| 1999   | Tampa Bay | Sergei Krivokrasov | World    | 0 | 0 | 0   | 0   |
| *2000  | Toronto   | Kimmo Timonen      | World    | - | - | -   | -   |
| 2004   | Minnesota | Kimmo Timonen      | West     | 0 | 0 | 0   | 0   |
| **2007 | Dallas    | Kimmo Timonen      | West     | 0 | 0 | 0   | 0   |
| 2008   | Atlanta   | Jason Arnott       | West     | 0 | 1 | 1   | 0   |
| 2009   | Montreal  | Shea Weber         | West     | 0 | 0 | 0   | 0   |
| 2011   | Carolina  | Shea Weber         | Lidstrom | 0 | 4 | 4   | 0   |

### GOALIES

| YEAR | SITE      | PLAYER       | TEAM | W-L | MIN | GA | SA |
|------|-----------|--------------|------|-----|-----|----|----|
| 2004 | Minnesota | Tomas Vokoun | West | L   | 20  | 4  | 12 |

\* Timonen did not play in the 2000 NHL All-Star Game due to injury.

\*\* Head coach Barry Trotz served as assistant coach for the Western Conference All-Stars.

### YOUNGSTARS GAME REPRESENTATIVES

| YEAR | SITE        | PLAYER            | TEAM    | G | A | PTS | PIM |
|------|-------------|-------------------|---------|---|---|-----|-----|
| 2002 | Los Angeles | Scott Hartnell    | Melrose | 0 | 1 | 1   | 0   |
|      |             | David Legwand     | Melrose | 2 | 2 | 4   | 0   |
| 2003 | Florida     | Adam Hall         | West    | 1 | 1 | 2   | 0   |
| 2004 | Minnesota   | Dan Hamhuis       | West    | 0 | 0 | 0   | 0   |
| 2007 | Dallas      | Alexander Radulov | West    | 1 | 0 | 1   | 0   |
|      |             | Shea Weber        | West    | 0 | 2 | 2   | 0   |

### GOALIES

| YEAR | SITE     | PLAYER      | TEAM    | W-L | MIN | GA | SA |
|------|----------|-------------|---------|-----|-----|----|----|
| 2009 | Montreal | Pekka Rinne | Rookies | W   | 18  | 5  | 24 |

## PERSONNEL HISTORY

### Chief Executive Officers

Jeff Cogen August 10, 2010 -

### Presidents

Jack Diller July 1, 1997 - June 30, 2005  
Ed Lang December 11, 2007 - August 10, 2010  
David Poile December 11, 2007 -  
Sean Henry August 10, 2010 -

### General Managers

David Poile July 9, 1997 -

### Assistant General Managers

Ray Shero November 30, 1998 - May 25, 2006  
Paul Fenton June 5, 2006 -

### Head Coaches

Barry Trotz August 6, 1997 -

### Assistant/Associate Coaches

Paul Gardner August 6, 1997 - April 15, 2003  
Brent Peterson (assistant) June 19, 1998 - June 19, 2003  
(associate) June 19, 2003 - June 26, 2011  
Peter Horachek (assistant) June 19, 2003 - June 15, 2011  
(associate) June 15, 2011 - June 9, 2011 -  
Lane Lambert

### Captains

Tom Fitzgerald July 6, 1998 - March 13, 2002  
Greg Johnson October 8, 2002 - June 30, 2006  
Scott Walker January 12, 2003 - January 27, 2003  
Kimmo Timonen October 3, 2006 - June 18, 2007  
Jason Arnott September 12, 2007 - June 19, 2010  
Shea Weber July 8, 2010 -



# TEAM HISTORY & RECORDS

## AWARD WINNERS & OLYMPIANS

### Award Winners

#### Bill Masterton Memorial Trophy

Given to the player who best exemplifies the qualities of perseverance, sportsmanship and dedication to hockey.

2009 Steve Sullivan

#### Lester Patrick Award

For outstanding service to hockey in the U.S.

2001 David Poile

#### NHL Player of the Week

12/27/99-1/2/00 Tomas Vokoun

#### NHL Defensive Player of the Week

11/24/03-11/30/03 Tomas Vokoun  
11/28/05-12/4/05 Tomas Vokoun  
3/13/06-3/19/06 Tomas Vokoun

#### NHL Offensive Player of the Week

12/22/03-12/28/03 Scott Walker  
2/16/04-2/22/04 Steve Sullivan  
10/10/05-10/16/05 Steve Sullivan

#### NHL Rookie of the Month

February, 2009 Pekka Rinne

#### NHL Three Stars of the Month

January, 2008 J-P Dumont 2nd Star  
October, 2008 Shea Weber 3rd Star  
January, 2011 Pekka Rinne 3rd Star  
March, 2011 Pekka Rinne 3rd Star

#### NHL Three Stars of the Week

12/11/06-12/17/06 Chris Mason 2nd Star  
1/15/07-1/21/07 David Legwand 1st Star  
10/3/07-10/7/07 Chris Mason 3rd Star  
11/12/07-11/18/07 Martin Erat 3rd Star  
12/17/07-12/23/07 Jason Arnott 3rd Star  
3/24/08-3/30/08 Dan Ellis 2nd Star

### PREDATORS ORGANIZATION OLYMPIC REPRESENTATIVES

| YEAR | SITE           | PLAYER            | COUNTRY        | RESULT  | GP | G | A | PTS | PIM |
|------|----------------|-------------------|----------------|---------|----|---|---|-----|-----|
| 2002 | Salt Lake City | Richard Lintner   | Slovakia       | 13th    | 4  | 1 | 1 | 2   | 0   |
| 2002 | Salt Lake City | Oliver Setzinger  | Austria        | 12th    | 4  | 1 | 0 | 1   | 2   |
| 2002 | Salt Lake City | Karlis Skrastins  | Latvia         | Ninth   | 1  | 0 | 0 | 0   | 0   |
| 2002 | Salt Lake City | Kimmo Timonen     | Finland        | Sixth   | 4  | 0 | 1 | 1   | 2   |
| 2006 | Torino         | Martin Erat       | Czech Republic | Bronze  | 8  | 1 | 1 | 2   | 4   |
| 2006 | Torino         | Jukka Hentunen    | Finland        | Silver  | 8  | 0 | 0 | 0   | 2   |
| 2006 | Torino         | Danny Markov      | Russia         | Fourth  | 8  | 0 | 2 | 2   | 4   |
| 2006 | Torino         | Alexander Sulzer  | Germany        | 10th    | 5  | 0 | 1 | 1   | 2   |
| 2006 | Torino         | Kimmo Timonen     | Finland        | Silver  | 8  | 1 | 4 | 5   | 2   |
| 2006 | Torino         | Marek Zidlicky    | Czech Republic | Bronze  | 7  | 4 | 1 | 5   | 16  |
| 2010 | Vancouver      | Martin Erat       | Czech Republic | Seventh | 5  | 0 | 1 | 1   | 2   |
| 2010 | Vancouver      | Marcel Goc        | Germany        | 11th    | 4  | 2 | 1 | 3   | 0   |
| 2010 | Vancouver      | Patric Hornqvist  | Sweden         | Fifth   | 4  | 1 | 0 | 1   | 4   |
| 2010 | Vancouver      | Alexander Radulov | Russia         | Sixth   | 4  | 1 | 1 | 2   | 4   |
| 2010 | Vancouver      | Alexander Sulzer  | Germany        | 11th    | 4  | 0 | 0 | 0   | 4   |
| 2010 | Vancouver      | Ryan Suter        | United States  | Silver  | 6  | 0 | 4 | 4   | 2   |
| 2010 | Vancouver      | Shea Weber        | Canada         | Gold    | 7  | 2 | 4 | 6   | 2   |

\*\* Predators General Manager David Poile served as Associate General Manager for Team USA at the 2010 Olympics.

### GOALIES

| YEAR | SITE           | PLAYER       | COUNTRY        | RESULT | GP | MIN | REC | GA | SA  | GAA  | SV%  |
|------|----------------|--------------|----------------|--------|----|-----|-----|----|-----|------|------|
| 2002 | Salt Lake City | Jan Lasak    | Slovakia       | 13th   | 2  | 94  | --  | 6  | 38  | 3.81 | .864 |
| 2002 | Salt Lake City | Mike Dunham  | United States  | Silver | 1  | 60  | --  | 0  | 23  | 0    | 1    |
| 2006 | Torino         | Tomas Vokoun | Czech Republic | Bronze | 7  | 342 | 3-4 | 14 | 136 | 2.46 | .897 |

### NHL Three Stars of the Week (Cont.)

11/10/08-11/16/08 Dan Ellis 3rd Star  
12/1-12/7/08 Pekka Rinne 1st Star  
10/26-11/1/09 Pekka Rinne 2nd Star  
12/14-12/20/09 Patric Hornqvist 3rd Star  
3/8-3/14/10 Pekka Rinne 3rd Star  
3/15-3/21/10 Pekka Rinne 1st Star

### Sporting News NHL Executive of the Year

2006-07 David Poile

### Sporting News NHL Coach of the Year

2006-07 Barry Trotz

### NHL All-Star Teams

2011 Shea Weber First Team  
Pekka Rinne Second Team

### NHL Award Nominations

#### NHL General Manager of the Year

2010 David Poile  
2011 David Poile

#### Jack Adams Award

Presented to the head coach who has contributed the most to his team's success.

2010 Barry Trotz  
2011 Barry Trotz

#### Vezina Trophy

Awarded to the goalkeeper adjudged to be the best at his position

2011 Pekka Rinne

#### Norris Trophy

Awarded to the defensive player who demonstrates throughout the season the greatest all-around ability in the position.

2011 Shea Weber



# TEAM HISTORY & RECORDS

## ALL-TIME LEADERBOARD

| CAREER        | SINGLE SEASON |
|---------------|---------------|
| GAMES PLAYED  | GAMES PLAYED  |
| David Legwand | 768           |
| Martin Erat   | 616           |
| Kimmo Timonen | 573           |
| Greg Johnson  | 502           |
| Dan Hamhuis   | 483           |

| GOALS          | GOALS |
|----------------|-------|
| David Legwand  | 169   |
| Martin Erat    | 140   |
| Jason Arnott   | 107   |
| Steve Sullivan | 100   |
| Scott Walker   | 96    |

| ASSISTS        | ASSISTS |
|----------------|---------|
| David Legwand  | 279     |
| Martin Erat    | 262     |
| Kimmo Timonen  | 222     |
| J-P Dumont     | 174     |
| Steve Sullivan | 163     |

| POINTS         | POINTS |
|----------------|--------|
| David Legwand  | 448    |
| Martin Erat    | 402    |
| Kimmo Timonen  | 301    |
| J-P Dumont     | 267    |
| Steve Sullivan | 263    |

| PENALTY MINUTES | PENALTY MINUTES |
|-----------------|-----------------|
| Jordin Tootoo   | 633             |
| Scott Hartnell  | 544             |
| Scott Walker    | 465             |
| David Legwand   | 398             |
| Dan Hamhuis     | 375             |

| GOALTENDING  | CAREER       | SINGLE SEASON |
|--------------|--------------|---------------|
| GAMES PLAYED | GAMES PLAYED | GAMES PLAYED  |
| Tomas Vokoun | 383          | 2003-04       |
| Mike Dunham  | 217          | 2002-03       |
| Pekka Rinne  | 177          | 2010-11       |
| Chris Mason  | 135          | 2005-06       |
| Dan Ellis    | 110          | 2009-10       |

| MINUTES      | MINUTES |
|--------------|---------|
| Tomas Vokoun | 21789   |
| Mike Dunham  | 12494   |
| Pekka Rinne  | 10126   |
| Chris Mason  | 7133    |
| Dan Ellis    | 5909    |

| SHUTOUTS     | SHUTOUTS |
|--------------|----------|
| Tomas Vokoun | 21       |
| Pekka Rinne  | 20       |
| Chris Mason  | 12       |
| Dan Ellis    | 10       |
| Mike Dunham  | 8        |

| GAA (min 52 GP) | GAA (min 26 GP) |
|-----------------|-----------------|
| Pekka Rinne     | 2.33            |
| Tomas Vokoun    | 2.54            |
| Chris Mason     | 2.61            |
| Dan Ellis       | 2.64            |
| Mike Dunham     | 2.72            |

| SAVE % (min 52 GPI) | SAVE % (min 26 GP) |
|---------------------|--------------------|
| Pekka Rinne         | .920               |
| Tomas Vokoun        | .913               |
| Chris Mason         | .913               |
| Dan Ellis           | .912               |
| Mike Dunham         | .910               |

| WINS         | WINS |
|--------------|------|
| Tomas Vokoun | 161  |
| Pekka Rinne  | 95   |
| Mike Dunham  | 81   |
| Chris Mason  | 58   |
| Dan Ellis    | 49   |

| TIES         | TIES |
|--------------|------|
| Tomas Vokoun | 35   |
| Mike Dunham  | 24   |
| Chris Mason  | 1    |

# TEAM HISTORY & RECORDS

## SEASON LEADERS

| Season  | Goals              | Assists | Points         | PIM |
|---------|--------------------|---------|----------------|-----|
| 1998-99 | Sergei Krivokrasov | 25      | Cliff Ronning  | 35  |
| 1999-00 | Cliff Ronning      | 26      | Cliff Ronning  | 36  |
| 2000-01 | Scott Walker       | 25      | Cliff Ronning  | 43  |
| 2001-02 | Denis Arkhipov     | 20      | Cliff Ronning  | 31  |
| 2002-03 | Andreas Johansson  | 20      | David Legwand  | 34  |
| 2003-04 | Scott Walker       | 25      | Scott Walker   | 42  |
| 2005-06 | Kariya/Sullivan    | 31      | Paul Kariya    | 54  |
| 2006-07 | Arnett/Legwand     | 27      | Paul Kariya    | 52  |
| 2007-08 | J-P Dumont         | 29      | Dumont/Arnett  | 44  |
| 2008-09 | Jason Arnott       | 33      | J-P Dumont     | 49  |
| 2009-10 | Patric Hornqvist   | 30      | Steve Sullivan | 34  |
| 2010-11 | Sergei Kostitsyn   | 23      | Ryan Suter     | 35  |

| Season  | PPG                | SHG | GWG               | Shots |
|---------|--------------------|-----|-------------------|-------|
| 1998-99 | Sergei Krivokrasov | 10  | Greg Johnson      | 3     |
| 1999-00 | Patric Kjellberg   | 9   | Tom Fitzgerald    | 3     |
| 2000-01 | Scott Walker       | 9   | Scott Walker      | 3     |
| 2001-02 | Andy Delmore       | 11  | Vitali Yachmenev  | 2     |
| 2002-03 | Andy Delmore       | 14  | Legwand/Skrastins | 1     |
| 2003-04 | Walker/Zidlicky    | 9   | Greg Johnson      | 4     |
| 2005-06 | Paul Kariya        | 14  | Johnson/Sullivan  | 4     |
| 2006-07 | Jason Arnott       | 12  | Steve Sullivan    | 3     |
| 2007-08 | Jason Arnott       | 13  | Nichol/Smithson   | 2     |
| 2008-09 | Shea Weber         | 10  | David Legwand     | 3     |
| 2009-10 | Patric Hornqvist   | 10  | Jerrred Smithson  | 2     |
| 2010-11 | Martin Erat        | 7   | David Legwand     | 2     |

| Season  | Shooting %        | Points (defenseman) | Plus-minus rating | Average time on ice |
|---------|-------------------|---------------------|-------------------|---------------------|
| 1998-99 | Andrew Brunette   | 16.9                | Jamie Heward      | 18                  |
| 1999-00 | Patric Kjellberg  | 17.8                | Rob Valicevic     | +4                  |
| 2000-01 | Scott Walker      | 15.7                | Vitali Yachmenev  | +5                  |
| 2001-02 | Denis Arkhipov    | 16.9                | Mark Eaton        | +7                  |
| 2002-03 | Andreas Johansson | 16.1                | Scott Hartnell    | +5                  |
| 2003-04 | Scott Walker      | 15.9                | Jason York        | +13                 |
| 2005-06 | Steve Sullivan    | 16.1                | Marek Zidlicky    | +16                 |
| 2006-07 | Alexander Radulov | 18.8                | Mark Eaton        | +14                 |
| 2007-08 | J-P Dumont        | 15.1                | Scottie Upshall   | +23                 |
| 2008-09 | Jason Arnott      | 16.8                | David Legwand     | +19                 |
| 2009-10 | Jerrred Smithson  | 16.7                | Jason Arnott      | +8                  |
| 2010-11 | Sergei Kostitsyn  | 24.7                | Patric Hornqvist  | +18                 |

| Season  | Hits             | Blocked Shots |
|---------|------------------|---------------|
| 1998-99 | Bob Boughner     | 233           |
| 1999-00 | Bob Boughner     | 207           |
| 2000-01 | Cale Hulse       | 232           |
| 2001-02 | Karlis Skrastins | 161           |
| 2005-06 | Darcy Hordichuk  | 150           |
| 2006-07 | Shea Weber       | 165           |
| 2007-08 | Dan Hamhuis      | 162           |
| 2008-09 | Shea Weber       | 192           |
| 2009-10 | Shea Weber       | 165           |
| 2010-11 | Shea Weber       | 211           |

| Season  | GAA (min. 26 games) | Wins | Save % (min. 26 games) |
|---------|---------------------|------|------------------------|
| 1998-99 | Tomas Vokoun        | 2.95 | Mike Dunham            |
| 1999-00 | Tomas Vokoun        | 2.78 | Dunham/Vokoun          |
| 2000-01 | Mike Dunham         | 2.28 | Mike Dunham            |
| 2001-02 | Mike Dunham         | 2.61 | Mike Dunham            |
| 2002-03 | Tomas Vokoun        | 2.20 | Mike Dunham            |
| 2003-04 | Tomas Vokoun        | 2.53 | Mike Dunham            |
| 2005-06 | Tomas Vokoun        | 2.67 | Mike Dunham            |
| 2006-07 | Chris Mason         | 2.38 | Tomas Vokoun           |
| 2007-08 | Dan Ellis           | 2.34 | Tomas Vokoun           |
| 2008-09 | Pekka Rinne         | 2.38 | Chris Mason            |
| 2009-10 | Pekka Rinne         | 2.53 | Dan Ellis              |
| 2010-11 | Pekka Rinne         | 2.12 | Pekka Rinne            |

# TEAM HISTORY & RECORDS

## MULTI-POINT/MULTI-GOAL GAMES

### PREDATORS ALL-TIME MULTIPLE-POINT GAMES

| PLAYER         | 2PT | 3PT | 4PT | 5PT | TOTAL |
|----------------|-----|-----|-----|-----|-------|
| David Legwand  | 72  | 17  | 1   | 0   | 90    |
| Martin Erat    | 68  | 16  | 3   | 0   | 87    |
| Steve Sullivan | 42  | 17  | 3   | 0   | 62    |
| Kimmo Timonen  | 55  | 4   | 1   | 0   | 60    |
| J-P Dumont     | 42  | 12  | 2   | 1   | 57    |
| Jason Arnott   | 40  | 10  | 2   | 0   | 52    |

### SINGLE-SEASON LEADERS

| 2PT                      |    | 3PT                        |   |
|--------------------------|----|----------------------------|---|
| Paul Kariya (2005-06)    | 19 | Steve Sullivan (2006-07)   | 6 |
| Steve Sullivan (2005-06) | 16 | Patric Hornqvist (2009-10) | 5 |
| Jason Arnott (2007-08)   | 15 | Paul Kariya (2006-07)      | 5 |
| Paul Kariya (2006-07)    | 15 | Paul Kariya (2005-06)      | 5 |
| J-P Dumont (2007-08)     | 14 | David Legwand (2006-07)    | 5 |
| Six tied with            | 12 | Scott Walker (2003-04)     | 5 |
|                          |    | Marek Zidlicky (2005-06)   | 5 |

| 4PT                      |   | TOTAL                    |    |
|--------------------------|---|--------------------------|----|
| Steve Sullivan (2003-04) | 2 | Paul Kariya (2005-06)    | 25 |
| 24 tied with             | 1 | Paul Kariya (2006-07)    | 21 |
|                          |   | Steve Sullivan (2005-06) | 20 |

| 5PT                      |   |                          |    |
|--------------------------|---|--------------------------|----|
| Dan Hamhuis (2003-04)    | 1 | J-P Dumont (2007-08)     | 18 |
| Marek Zidlicky (2003-04) | 1 | Jason Arnott (2007-08)   | 17 |
| J-P Dumont (2009-10)     | 1 | Steve Sullivan (2006-07) | 17 |

### PREDATORS ALL-TIME MULTIPLE-GOAL GAMES

| PLAYER         | 2G | 3G | TOTAL |
|----------------|----|----|-------|
| David Legwand  | 18 | 2  | 20    |
| Jason Arnott   | 14 | 2  | 16    |
| Scott Walker   | 11 | 2  | 13    |
| Steve Sullivan | 9  | 4  | 12    |
| Scott Hartnell | 9  | 1  | 10    |
| Jason Arnott   | 40 | 10 | 2     |

### SINGLE-SEASON LEADERS

| 2G                         | 3G | TOTAL        |                            |
|----------------------------|----|--------------|----------------------------|
| Patric Hornqvist (2009-10) | 5  | 20 tied with | 1 Jason Arnott (2008-09)   |
| Jason Arnott (2008-09)     | 5  |              | Paul Kariya (2005-06)      |
| Jason Arnott (2006-07)     | 5  |              | Patric Hornqvist (2009-10) |
| Scott Hartnell (2006-07)   | 5  |              | Jason Arnott (2006-07)     |
| Paul Kariya (2005-06)      | 5  |              | Scott Hartnell (2006-07)   |
| Six tied with              | 4  |              | David Legwand (2006-07)    |
|                            |    |              | Steve Sullivan (2005-06)   |

# TEAM HISTORY & RECORDS

## 1998-99 FINAL SCORING

### RESULTS

| GM# | Date    | OPP   | Score    | Result | GF  | GA  |
|-----|---------|-------|----------|--------|-----|-----|
| 1   | Oct. 10 | FLA   | 0-1      | L      | 0   | 1   |
| 2   | Oct. 13 | CAR   | 3-2      | W      | 3   | 3   |
| 3   | Oct. 17 | @OTT  | 1-3      | L      | 4   | 6   |
| 4   | Oct. 19 | @TOR  | 2-2 (OT) | T      | 6   | 8   |
| 5   | Oct. 21 | @DET  | 2-5      | L      | 8   | 13  |
| 6   | Oct. 23 | CGY   | 3-4      | L      | 11  | 17  |
| 7   | Oct. 24 | @CHI  | 4-5      | L      | 15  | 22  |
| 8   | Oct. 27 | VAN   | 5-4      | W      | 20  | 26  |
| 9   | Oct. 31 | COL   | 3-2      | W      | 23  | 28  |
| 10  | Nov. 4  | @EDM  | 2-3      | L      | 25  | 31  |
| 11  | Nov. 6  | @CGY  | 2-1      | W      | 27  | 32  |
| 12  | Nov. 7  | @VAN  | 3-5      | L      | 30  | 37  |
| 13  | Nov. 10 | @S.J. | 4-2      | W      | 34  | 39  |
| 14  | Nov. 12 | @LA   | 3-1      | W      | 37  | 40  |
| 15  | Nov. 14 | @STL  | 1-5      | L      | 38  | 45  |
| 16  | Nov. 17 | CHI   | 1-2      | L      | 39  | 47  |
| 17  | Nov. 19 | STL   | 3-2      | W      | 42  | 49  |
| 18  | Nov. 21 | NYI   | 3-6      | L      | 45  | 55  |
| 19  | Nov. 24 | @STL  | 0-4      | L      | 45  | 59  |
| 20  | Nov. 25 | CGY   | 4-3      | W      | 49  | 62  |
| 21  | Nov. 27 | ANA   | 3-1      | W      | 52  | 63  |
| 22  | Nov. 29 | @NYR  | 1-5      | L      | 53  | 68  |
| 23  | Dec. 1  | OTT   | 1-3      | L      | 54  | 71  |
| 24  | Dec. 5  | BUF   | 1-3      | L      | 55  | 74  |
| 25  | Dec. 8  | EDM   | 3-3 (OT) | T      | 58  | 77  |
| 26  | Dec. 10 | S.J.  | 2-1      | W      | 60  | 78  |
| 27  | Dec. 12 | MTL   | 2-2 (OT) | T      | 62  | 80  |
| 28  | Dec. 16 | @ANA  | 1-6      | L      | 63  | 86  |
| 29  | Dec. 17 | @S.J. | 1-3      | L      | 64  | 89  |
| 30  | Dec. 19 | @VAN  | 6-4      | W      | 70  | 93  |
| 31  | Dec. 23 | DET   | 5-3      | W      | 75  | 96  |
| 32  | Dec. 26 | WSH   | 3-1      | W      | 78  | 97  |
| 33  | Dec. 28 | @DAL  | 0-1      | L      | 78  | 98  |
| 34  | Dec. 30 | BOS   | 2-5      | L      | 80  | 103 |
| 35  | Jan. 1  | STL   | 5-6      | L      | 85  | 109 |
| 36  | Jan. 2  | @CAR  | 1-4      | L      | 86  | 113 |
| 37  | Jan. 4  | ANA   | 2-1      | W      | 88  | 114 |
| 38  | Jan. 7  | S.J.  | 3-4      | L      | 91  | 118 |
| 39  | Jan. 9  | CHI   | 3-3 (OT) | T      | 94  | 121 |
| 40  | Jan. 11 | @PHI  | 0-8      | L      | 94  | 129 |
| 41  | Jan. 14 | @DET  | 1-2 (OT) | L      | 95  | 131 |
| 42  | Jan. 15 | PHX   | 2-0      | W      | 97  | 131 |
| 43  | Jan. 18 | @BOS  | 1-8      | L      | 98  | 139 |
| 44  | Jan. 19 | VAN   | 4-1      | W      | 102 | 140 |
| 45  | Jan. 21 | T.B.  | 2-3      | L      | 104 | 143 |
| 46  | Jan. 26 | DET   | 1-4      | L      | 105 | 147 |
| 47  | Jan. 28 | @BUF  | 4-2      | W      | 109 | 149 |
| 48  | Jan. 30 | @N.J. | 3-2 (OT) | W      | 112 | 151 |
| 49  | Jan. 31 | PHX   | 1-5      | L      | 113 | 156 |
| 50  | Feb. 4  | @CGY  | 2-2 (OT) | T      | 115 | 158 |
| 51  | Feb. 5  | @EDM  | 2-4      | L      | 117 | 162 |
| 52  | Feb. 9  | DET   | 2-5      | L      | 119 | 167 |
| 53  | Feb. 12 | @NYI  | 2-1      | W      | 121 | 168 |
| 54  | Feb. 13 | PIT   | 2-3      | L      | 123 | 171 |
| 55  | Feb. 15 | NYR   | 4-7      | L      | 127 | 178 |
| 56  | Feb. 19 | COL   | 4-4 (OT) | T      | 131 | 182 |
| 57  | Feb. 20 | @STL  | 4-3      | W      | 135 | 185 |
| 58  | Feb. 23 | DAL   | 3-4      | L      | 138 | 189 |
| 59  | Feb. 24 | @DAL  | 2-1      | W      | 140 | 190 |
| 60  | Feb. 27 | @COL  | 1-3      | L      | 141 | 193 |
| 61  | Mar. 2  | STL   | 1-5      | L      | 142 | 198 |
| 62  | Mar. 4  | @LA   | 4-3      | W      | 146 | 201 |
| 63  | Mar. 5  | @ANA  | 2-3      | L      | 148 | 204 |
| 64  | Mar. 7  | @PHX  | 3-4      | L      | 151 | 208 |
| 65  | Mar. 10 | @CHI  | 2-5      | L      | 153 | 213 |
| 66  | Mar. 12 | CHI   | 5-3      | W      | 158 | 216 |
| 67  | Mar. 14 | EDM   | 3-1      | W      | 161 | 217 |
| 68  | Mar. 16 | CGY   | 2-4      | L      | 163 | 221 |
| 69  | Mar. 18 | @MTL  | 2-3      | L      | 165 | 224 |
| 70  | Mar. 20 | @PIT  | 1-1 (OT) | T      | 166 | 225 |
| 71  | Mar. 24 | @T.B. | 3-0      | W      | 169 | 225 |
| 72  | Mar. 26 | @FLA  | 1-4      | L      | 170 | 229 |
| 73  | Mar. 28 | DAL   | 0-3      | L      | 170 | 232 |
| 74  | Mar. 30 | @WSH  | 3-2      | W      | 173 | 234 |
| 75  | Apr. 1  | PHI   | 1-2      | L      | 174 | 236 |
| 76  | Apr. 3  | LA    | 3-2      | W      | 177 | 238 |
| 77  | Apr. 7  | @COL  | 1-4      | L      | 178 | 242 |
| 78  | Apr. 9  | @PHX  | 4-3      | W      | 182 | 245 |
| 79  | Apr. 12 | LA    | 3-4      | L      | 185 | 249 |
| 80  | Apr. 14 | @DET  | 2-4      | L      | 187 | 253 |
| 81  | Apr. 15 | @CHI  | 2-4      | L      | 189 | 257 |
| 82  | Apr. 17 | N.J.  | 1-4      | L      | 190 | 261 |

### Record: 28-47-7

General Manager: David Poile

Head Coach: Barry Trotz

Assistant Coaches: Paul Gardner & Brent Peterson

Captain: Tom Fitzgerald

| PLAYER              | GP  | G  | A  | PTS | PIM |
|---------------------|-----|----|----|-----|-----|
| Cliff Ronning       | PHX | 7  | 2  | 5   | 7   |
|                     | NSH | 72 | 18 | 35  | 53  |
| Total               |     | 79 | 20 | 40  | 60  |
| Greg Johnson        |     | 68 | 16 | 34  | 50  |
| Sergei Krivokrasov  |     | 70 | 25 | 23  | 48  |
| Sebastien Bordeleau |     | 72 | 16 | 24  | 40  |
| Scott Walker        |     | 71 | 15 | 25  | 40  |
| Tom Fitzgerald      |     | 80 | 13 | 19  | 32  |
| Patric Kjellberg    |     | 71 | 11 | 20  | 31  |
| Andrew Brunette     |     | 77 | 11 | 20  | 31  |
| Jamie Heward        |     | 63 | 6  | 12  | 18  |
| Vitali Yachmenev    |     | 55 | 7  | 10  | 17  |
| Drake Berehowsky    |     | 74 | 2  | 15  | 17  |
| Denny Lambert       |     | 76 | 5  | 11  | 16  |
| Joel Bouchard       |     | 64 | 4  | 11  | 15  |
| Blair Atcheynum     | NSH | 53 | 8  | 6   | 14  |
| John Slaney         |     | 46 | 2  | 12  | 14  |
| Bob Boughner        |     | 79 | 3  | 10  | 13  |
| Kimmo Timonen       |     | 50 | 4  | 8   | 12  |
| Jan Vopat           |     | 55 | 5  | 6   | 11  |
| Ville Peltonen      |     | 14 | 5  | 5   | 10  |
| Darren Turcotte     |     | 40 | 4  | 5   | 9   |
| Robert Valicevic    |     | 19 | 4  | 2   | 6   |
| Mark Mowers         |     | 30 | 0  | 6   | 6   |
| J.J. Daigneault     | NSH | 35 | 2  | 2   | 4   |
| Jeff Daniels        |     | 9  | 1  | 3   | 4   |
| Jeff Nelson         |     | 9  | 2  | 1   | 3   |
| Patrick Cote        |     | 70 | 1  | 2   | 3   |
| Jay More            |     | 18 | 0  | 2   | 2   |
| Doug Friedman       |     | 2  | 0  | 1   | 1   |
| Karlis Skrastins    |     | 2  | 0  | 1   | 1   |
| Tomas Vokoun        |     | 37 | 0  | 1   | 1   |
| Dan Keczer          | DAL | 22 | 0  | 1   | 1   |
|                     | NSH | 16 | 0  | 0   | 0   |
| Total               |     | 38 | 0  | 1   | 1   |
| David Legwand       |     | 1  | 0  | 0   | 0   |
| Matt Henderson      |     | 2  | 0  | 0   | 0   |
| Petr Sykora         |     | 2  | 0  | 0   | 0   |
| Rob Zetter          |     | 2  | 0  | 0   | 0   |
| Chris Mason         |     | 3  | 0  | 0   | 0   |
| Brad Smyth          |     | 3  | 0  | 0   | 0   |
| Greg de Vries       | NSH | 6  | 0  | 0   | 0   |
| Eric Fichaud        |     | 9  | 0  | 0   | 0   |
| Mike Dunham         |     | 44 | 0  | 0   | 0   |

### GOALTENDING

|              | MINS | AVG  | W    | L  | T  | SO | GA | SA  | SV%  | G    | A | PIM |
|--------------|------|------|------|----|----|----|----|-----|------|------|---|-----|
| Tomas Vokoun | 37   | 1954 | 2.95 | 12 | 18 | 4  | 1  | 96  | 1041 | .908 | 0 | 1   |
| Mike Dunham  | 44   | 2472 | 3.08 | 16 | 23 | 3  | 1  | 127 | 1387 | .908 | 0 | 4   |
| Eric Fichaud | 9    | 447  | 3.22 | 0  | 6  | 0  | 24 | 229 | .895 | 0    | 0 | 0   |
| Chris Mason  | 3    | 69   | 5.22 | 0  | 0  | 0  | 6  | 44  | .864 | 0    | 0 | 0   |
| NSH TOTALS   | 82   | 4964 | 3.15 | 28 | 47 | 7  | 2  | 261 | 2709 | .904 | 0 | 10  |



# TEAM HISTORY & RECORDS

## 1999-00 FINAL SCORING

Record: 28-40-7-7

General Manager: David Poile

Head Coach: Barry Trotz

Assistant Coaches: Paul Gardner & Brent Peterson

Captain: Tom Fitzgerald

| PLAYER              | GP  | G  | A  | PTS | PIM |
|---------------------|-----|----|----|-----|-----|
| Cliff Ronning       | 82  | 26 | 36 | 62  | 34  |
| Patric Kjellberg    | 82  | 23 | 23 | 46  | 14  |
| Greg Johnson        | 82  | 11 | 33 | 44  | 40  |
| Kimmo Timonen       | 51  | 8  | 25 | 33  | 26  |
| Vitali Yachmenev    | 68  | 16 | 16 | 32  | 12  |
| Drake Berehowsky    | 79  | 12 | 20 | 32  | 87  |
| David Legwand       | 71  | 13 | 15 | 28  | 30  |
| Scott Walker        | 69  | 7  | 21 | 28  | 90  |
| Ville Peltonen      | 79  | 6  | 22 | 28  | 22  |
| Sergei Krivokrasov  | NSH | 63 | 9  | 17  | 26  |
| Robert Valicevic    | 80  | 14 | 11 | 25  | 21  |
| Randy Robitaille    | 69  | 11 | 14 | 25  | 10  |
| Sebastien Bordeleau | 60  | 10 | 13 | 23  | 30  |
| Tom Fitzgerald      | 82  | 13 | 9  | 22  | 66  |
| Bill Houlder        | T.B | 14 | 1  | 2   | 3   |
|                     | NSH | 57 | 2  | 12  | 14  |
| Total               | 71  | 3  | 14 | 17  | 26  |
| Craig Millar        | 57  | 3  | 11 | 14  | 28  |
| Karlis Skrastins    | 59  | 5  | 6  | 11  | 20  |
| Mark Mowers         | 41  | 4  | 5  | 9   | 10  |
| Bob Boughner        | NSH | 62 | 2  | 4   | 6   |
| Richard Lintner     | 33  | 1  | 5  | 6   | 22  |
| Joel Bouchard       | NSH | 52 | 1  | 4   | 5   |
| Dan Kecmer          | 24  | 0  | 5  | 5   | 28  |
| David Gosselin      | 10  | 2  | 1  | 3   | 6   |
| Niklas Andersson    | NSH | 7  | 0  | 1   | 1   |
| Darren Turcotte     | 9   | 0  | 1  | 1   | 4   |
| Tomas Vokoun        | 33  | 0  | 1  | 1   | 8   |
| Bubba Berenzweig    | 2   | 0  | 0  | 0   | 0   |
| Alexandre Boikov    | 2   | 0  | 0  | 0   | 2   |
| John Namestnikov    | 2   | 0  | 0  | 0   | 2   |
| Marian Cisar        | 3   | 0  | 0  | 0   | 4   |
| Phil Crowe          | 4   | 0  | 0  | 0   | 10  |
| Jan Vopat           | 6   | 0  | 0  | 0   | 6   |
| Marc Moro           | 8   | 0  | 0  | 0   | 40  |
| Patrick Cote        | 21  | 0  | 0  | 0   | 70  |
| Mike Dunham         | 52  | 0  | 0  | 0   | 6   |

### GOALTENDING

|              | GPI | MINS | AVG  | W  | L  | T | SO | GA  | SA   | SV%  | G | A | PIM |
|--------------|-----|------|------|----|----|---|----|-----|------|------|---|---|-----|
| Tomas Vokoun | 33  | 1879 | 2.78 | 9  | 20 | 1 | 1  | 87  | 908  | .904 | 0 | 1 | 8   |
| Mike Dunham  | 52  | 3077 | 2.85 | 19 | 27 | 6 | 0  | 146 | 1584 | .908 | 0 | 0 | 6   |
| NSH TOTALS   | 82  | 4986 | 2.89 | 28 | 47 | 7 | 1  | 240 | 2499 | .904 | 0 | 1 | 14  |

### RESULTS

| GMM# | Date    | OPP  | Score    | Result | GF  | GA  |
|------|---------|------|----------|--------|-----|-----|
| 1    | Oct. 2  | LA   | 0-2      | L      | 0   | 2   |
| 2    | Oct. 5  | COL  | 2-3      | L      | 2   | 5   |
| 3    | Oct. 10 | @CHI | 3-3 (OT) | T      | 5   | 8   |
| 4    | Oct. 11 | @TOR | 4-2      | W      | 9   | 10  |
| 5    | Oct. 14 | S.J  | 1-5      | L      | 10  | 15  |
| 6    | Oct. 16 | DAL  | 3-2      | W      | 13  | 17  |
| 7    | Oct. 20 | @BUF | 4-3      | W      | 17  | 20  |
| 8    | Oct. 23 | EDM  | 4-3      | W      | 21  | 23  |
| 9    | Oct. 28 | @S.J | 2-3      | L      | 23  | 26  |
| 10   | Oct. 30 | @VAN | 1-4      | L      | 24  | 30  |
| 11   | Oct. 31 | @EDM | 2-4      | L      | 26  | 34  |
| 12   | Nov. 3  | @CGY | 4-5 (OT) | OTL    | 30  | 39  |
| 13   | Nov. 5  | CHI  | 1-3      | L      | 31  | 42  |
| 14   | Nov. 10 | @CHI | 4-2      | W      | 35  | 44  |
| 15   | Nov. 11 | @OTT | 2-1      | W      | 37  | 51  |
| 16   | Nov. 13 | @PIT | 2-6      | L      | 39  | 51  |
| 17   | Nov. 18 | MTL  | 6-1      | W      | 45  | 52  |
| 18   | Nov. 20 | VAN  | 1-3      | L      | 46  | 55  |
| 19   | Nov. 22 | @STL | 2-3 (OT) | OTL    | 48  | 58  |
| 20   | Nov. 24 | BOS  | 2-5      | L      | 50  | 63  |
| 21   | Nov. 26 | @WSH | 0-1      | L      | 50  | 64  |
| 22   | Nov. 27 | ANA  | 3-4      | L      | 53  | 68  |
| 23   | Nov. 30 | PHX  | 3-6      | L      | 56  | 74  |
| 24   | Dec. 2  | @STL | 1-3      | L      | 57  | 77  |
| 25   | Dec. 4  | DET  | 4-1      | W      | 61  | 78  |
| 26   | Dec. 6  | @ATL | 4-3 (OT) | W      | 65  | 81  |
| 27   | Dec. 8  | @DET | 3-6      | L      | 68  | 87  |
| 28   | Dec. 10 | STL  | 2-4      | L      | 70  | 91  |
| 29   | Dec. 11 | FLA  | 2-4      | L      | 72  | 95  |
| 30   | Dec. 14 | @T.B | 4-4 (OT) | T      | 76  | 99  |
| 31   | Dec. 15 | @FLA | 2-3      | L      | 78  | 102 |
| 32   | Dec. 18 | COL  | 2-2 (OT) | T      | 80  | 104 |
| 33   | Dec. 19 | @PHI | 1-1 (OT) | T      | 81  | 105 |
| 34   | Dec. 21 | @BOS | 3-1      | W      | 84  | 106 |
| 35   | Dec. 23 | STL  | 2-2 (OT) | T      | 86  | 108 |
| 36   | Dec. 26 | @STL | 3-2      | W      | 89  | 110 |
| 37   | Dec. 28 | CAR  | 3-2      | W      | 92  | 112 |
| 38   | Dec. 30 | ATL  | 6-0      | W      | 98  | 112 |
| 39   | Jan. 1  | S.J  | 3-2      | W      | 101 | 114 |
| 40   | Jan. 5  | @DAL | 1-3      | L      | 102 | 117 |
| 41   | Jan. 6  | @DET | 2-5      | L      | 104 | 122 |
| 42   | Jan. 8  | CHI  | 6-3      | W      | 110 | 125 |
| 43   | Jan. 11 | @COL | 2-4      | L      | 112 | 129 |
| 44   | Jan. 13 | VAN  | 3-4 (OT) | OTL    | 115 | 133 |
| 45   | Jan. 15 | PIT  | 4-2      | W      | 119 | 135 |
| 46   | Jan. 18 | PIT  | 4-4 (OT) | T      | 123 | 139 |
| 47   | Jan. 21 | @CGY | 4-5 (OT) | OTL    | 127 | 144 |
| 48   | Jan. 23 | @VAN | 2-1      | W      | 129 | 145 |
| 49   | Jan. 24 | @EDM | 3-2 (OT) | W      | 132 | 147 |
| 50   | Jan. 27 | L.A  | 2-6      | L      | 134 | 153 |
| 51   | Jan. 29 | CGY  | 3-1      | W      | 137 | 154 |
| 52   | Jan. 31 | @NYR | 1-5      | L      | 138 | 159 |
| 53   | Feb. 2  | @NYI | 6-4      | W      | 144 | 163 |
| 54   | Feb. 3  | @N.J | 1-4      | L      | 145 | 167 |
| 55   | Feb. 10 | BUF  | 1-2 (OT) | OTL    | 146 | 169 |
| 56   | Feb. 12 | WSH  | 2-4      | L      | 148 | 173 |
| 57   | Feb. 15 | EDM  | 1-2      | L      | 149 | 175 |
| 58   | Feb. 16 | @DAL | 0-3      | L      | 149 | 178 |
| 59   | Feb. 18 | STL  | 1-2      | L      | 150 | 180 |
| 60   | Feb. 21 | DAL  | 5-2      | W      | 155 | 182 |
| 61   | Feb. 23 | @CHI | 4-2      | W      | 159 | 184 |
| 62   | Feb. 26 | T.B  | 2-3      | L      | 161 | 187 |
| 63   | Feb. 29 | N.J  | 1-2      | L      | 162 | 189 |
| 64   | Mar. 2  | @S.J | 3-4      | L      | 165 | 193 |
| 65   | Mar. 4  | @L.A | 2-3 (OT) | OTL    | 167 | 196 |
| 66   | Mar. 5  | @ANA | 0-1      | L      | 167 | 197 |
| 67   | Mar. 7  | CHI  | 3-1      | W      | 170 | 198 |
| 68   | Mar. 10 | DET  | 1-3      | L      | 171 | 201 |
| 69   | Mar. 12 | EDM  | 4-3      | W      | 175 | 204 |
| 70   | Mar. 14 | @DET | 2-3 (OT) | OTL    | 177 | 207 |
| 71   | Mar. 16 | @COL | 2-2 (OT) | T      | 179 | 209 |
| 72   | Mar. 17 | @PHX | 4-3 (OT) | W      | 183 | 212 |
| 73   | Mar. 19 | @L.A | 2-1 (OT) | W      | 185 | 213 |
| 74   | Mar. 21 | PHI  | 0-2      | L      | 185 | 215 |
| 75   | Mar. 23 | DET  | 3-6      | L      | 188 | 221 |
| 76   | Mar. 25 | CGY  | 1-2      | L      | 189 | 223 |
| 77   | Mar. 28 | NYI  | 3-2      | W      | 192 | 225 |
| 78   | Mar. 29 | @CAR | 1-3      | L      | 193 | 228 |
| 79   | Mar. 31 | VAN  | 2-1      | W      | 195 | 229 |
| 80   | Apr. 3  | @ANA | 1-3      | L      | 196 | 232 |
| 81   | Apr. 5  | @PHX | 2-3      | L      | 198 | 235 |
| 82   | Apr. 7  | ANA  | 1-5      | L      | 199 | 240 |

# TEAM HISTORY & RECORDS

## 2000-01 FINAL SCORING

### RESULTS

| GMM# | Date    | OPP  | Score    | Result | GF  | GA  |
|------|---------|------|----------|--------|-----|-----|
| 1    | Oct. 7  | @PIT | 3-1      | W      | 3   | 1   |
| 2    | Oct. 8  | PIT  | 1-3      | L      | 4   | 4   |
| 3    | Oct. 13 | WSH  | 3-1      | W      | 7   | 5   |
| 4    | Oct. 14 | CAR  | 2-1      | W      | 9   | 6   |
| 5    | Oct. 17 | LA   | 1-1 (OT) | T      | 10  | 7   |
| 6    | Oct. 19 | @DET | 2-1 (OT) | W      | 12  | 8   |
| 7    | Oct. 21 | S.J  | 3-5      | L      | 15  | 13  |
| 8    | Oct. 24 | VAN  | 4-4 (OT) | T      | 19  | 17  |
| 9    | Oct. 25 | @COL | 1-2 (OT) | OTL    | 20  | 19  |
| 10   | Oct. 27 | FLA  | 3-3 (OT) | T      | 23  | 22  |
| 11   | Oct. 31 | STL  | 2-4      | L      | 25  | 26  |
| 12   | Nov. 2  | @PHI | 3-1      | W      | 28  | 27  |
| 13   | Nov. 4  | ANA  | 3-3 (OT) | T      | 31  | 30  |
| 14   | Nov. 7  | @NYI | 1-2      | L      | 32  | 32  |
| 15   | Nov. 8  | @N.J | 4-3      | W      | 36  | 35  |
| 16   | Nov. 11 | @BOS | 2-2 (OT) | T      | 38  | 37  |
| 17   | Nov. 15 | @ATL | 0-1      | L      | 38  | 38  |
| 18   | Nov. 16 | CBJ  | 1-5      | L      | 39  | 43  |
| 19   | Nov. 18 | DET  | 3-2      | W      | 42  | 45  |
| 20   | Nov. 20 | @DET | 3-6      | L      | 45  | 51  |
| 21   | Nov. 22 | DAL  | 0-1      | L      | 45  | 52  |
| 22   | Nov. 24 | STL  | 0-4      | L      | 45  | 56  |
| 23   | Nov. 26 | @CAR | 7-4      | W      | 52  | 60  |
| 24   | Nov. 28 | CGY  | 6-1      | W      | 58  | 61  |
| 25   | Nov. 30 | @CHI | 3-0      | W      | 61  | 61  |
| 26   | Dec. 1  | CHI  | 1-2      | L      | 62  | 63  |
| 27   | Dec. 4  | @VAN | 3-6      | L      | 65  | 69  |
| 28   | Dec. 6  | @EDM | 0-4      | L      | 65  | 73  |
| 29   | Dec. 7  | @CGY | 0-3      | L      | 65  | 76  |
| 30   | Dec. 10 | @MIN | 2-1      | W      | 67  | 77  |
| 31   | Dec. 12 | PHI  | 2-2 (OT) | T      | 69  | 79  |
| 32   | Dec. 14 | EDM  | 2-6      | L      | 71  | 85  |
| 33   | Dec. 16 | CHI  | 0-3      | L      | 71  | 88  |
| 34   | Dec. 20 | @TOR | 3-1      | W      | 74  | 89  |
| 35   | Dec. 21 | @MTL | 2-4      | L      | 76  | 93  |
| 36   | Dec. 23 | @NYR | 3-2 (OT) | W      | 79  | 95  |
| 37   | Dec. 26 | COL  | 5-2      | W      | 84  | 97  |
| 38   | Dec. 28 | ANA  | 2-2 (OT) | T      | 86  | 99  |
| 39   | Dec. 29 | @COL | 1-3      | L      | 87  | 102 |
| 40   | Jan. 1  | VAN  | 2-5      | L      | 89  | 107 |
| 41   | Jan. 4  | @STL | 4-2      | W      | 93  | 109 |
| 42   | Jan. 6  | BUF  | 0-2      | L      | 93  | 111 |
| 43   | Jan. 8  | @VAN | 1-2      | L      | 94  | 113 |
| 44   | Jan. 10 | @EDM | 5-2      | W      | 99  | 115 |
| 45   | Jan. 11 | @CGY | 1-2      | L      | 100 | 117 |
| 46   | Jan. 13 | @S.J | 5-3      | W      | 105 | 120 |
| 47   | Jan. 16 | EDM  | 1-2      | L      | 106 | 122 |
| 48   | Jan. 17 | @DAL | 3-4 (OT) | OTL    | 109 | 126 |
| 49   | Jan. 19 | BOS  | 1-0 (OT) | W      | 110 | 126 |
| 50   | Jan. 21 | STL  | 3-1      | W      | 113 | 127 |
| 51   | Jan. 23 | ATL  | 4-3      | W      | 117 | 130 |
| 52   | Jan. 24 | @DET | 3-4      | L      | 120 | 134 |
| 53   | Jan. 27 | COL  | 1-5      | L      | 121 | 139 |
| 54   | Jan. 29 | @PHX | 5-2      | W      | 126 | 141 |
| 55   | Jan. 31 | @ANA | 3-0      | W      | 129 | 141 |
| 56   | Feb. 1  | @L.A | 6-4      | W      | 135 | 145 |
| 57   | Feb. 8  | CBJ  | 3-1      | W      | 138 | 146 |
| 58   | Feb. 10 | @CBJ | 2-3      | L      | 140 | 149 |
| 59   | Feb. 13 | DAL  | 1-2      | L      | 141 | 151 |
| 60   | Feb. 16 | S.J  | 0-2      | L      | 141 | 153 |
| 61   | Feb. 18 | T.B  | 3-2      | W      | 144 | 155 |
| 62   | Feb. 20 | DET  | 3-3 (OT) | T      | 147 | 158 |
| 63   | Feb. 21 | @WSH | 1-2      | L      | 148 | 160 |
| 64   | Feb. 24 | MIN  | 2-1      | W      | 150 | 161 |
| 65   | Feb. 27 | LA   | 1-2      | L      | 151 | 163 |
| 66   | Mar. 1  | CBJ  | 2-5      | L      | 153 | 168 |
| 67   | Mar. 4  | NYR  | 5-2      | W      | 158 | 170 |
| 68   | Mar. 6  | @PHX | 1-5      | L      | 159 | 175 |
| 69   | Mar. 8  | @L.A | 1-4      | L      | 160 | 179 |
| 70   | Mar. 10 | @S.J | 3-0      | W      | 163 | 179 |
| 71   | Mar. 11 | @ANA | 0-1 (OT) | OTL    | 163 | 180 |
| 72   | Mar. 15 | @CHI | 2-3      | L      | 165 | 183 |
| 73   | Mar. 17 | PHX  | 4-1      | W      | 169 | 184 |
| 74   | Mar. 19 | @CBJ | 2-1      | W      | 171 | 185 |
| 75   | Mar. 21 | @MIN | 0-0 (OT) | T      | 171 | 185 |
| 76   | Mar. 22 | @CHI | 2-1 (OT) | W      | 173 | 186 |
| 77   | Mar. 24 | OTT  | 0-4      | L      | 173 | 190 |
| 78   | Mar. 29 | PHX  | 4-3 (OT) | W      | 177 | 193 |
| 79   | Mar. 31 | MIN  | 4-1      | W      | 181 | 194 |
| 80   | Apr. 4  | @DAL | 1-5      | L      | 182 | 199 |
| 81   | Apr. 5  | CGY  | 4-0      | W      | 186 | 199 |
| 82   | Apr. 7  | @STL | 0-1      | L      | 186 | 200 |

# TEAM HISTORY & RECORDS

## 2001-02 FINAL SCORING

Record: 28-41-13-0

General Manager: David Poile

Head Coach: Barry Trotz

Assistant Coaches: Paul Gardner & Brent Peterson

Captain: Tom Fitzgerald (until 3/13/02)

| PLAYER           |       | GP | G  | A  | PTS | PIM |
|------------------|-------|----|----|----|-----|-----|
| Cliff Ronning    | NSH   | 67 | 18 | 31 | 49  | 24  |
| Greg Johnson     |       | 82 | 18 | 26 | 44  | 38  |
| Denis Arkhipov   |       | 82 | 20 | 22 | 42  | 16  |
| Kimmo Timonen    |       | 82 | 13 | 29 | 42  | 28  |
| Scott Hartnell   |       | 75 | 14 | 27 | 41  | 111 |
| Andy Delmore     |       | 73 | 16 | 22 | 38  | 22  |
| Vladimir Orszagh |       | 79 | 15 | 21 | 36  | 56  |
| Martin Erat      |       | 80 | 9  | 24 | 33  | 32  |
| David Legwand    |       | 63 | 11 | 19 | 30  | 54  |
| Vitali Yachmenev |       | 75 | 11 | 16 | 27  | 14  |
| Petr Tenkrat     | ANA   | 9  | 0  | 0  | 0   | 6   |
|                  | NSH   | 58 | 8  | 16 | 24  | 28  |
|                  | Total | 67 | 8  | 16 | 24  | 34  |
| Karlis Skrastins |       | 82 | 4  | 13 | 17  | 36  |
| Tom Fitzgerald   | NSH   | 63 | 7  | 9  | 16  | 33  |
| Greg Classen     |       | 55 | 5  | 6  | 11  | 30  |
| Bubba Berenzweig |       | 26 | 3  | 7  | 10  | 14  |
| Scott Walker     |       | 28 | 4  | 5  | 9   | 18  |
| Jukka Hentunen   | CGY   | 28 | 2  | 3  | 5   | 4   |
|                  | NSH   | 10 | 2  | 2  | 4   | 0   |
|                  | Total | 38 | 4  | 5  | 9   | 4   |
| Steve Dubinsky   | CHI   | 3  | 1  | 0  | 1   | 4   |
|                  | NSH   | 26 | 5  | 2  | 7   | 10  |
|                  | Total | 29 | 6  | 2  | 8   | 14  |
| Mark Eaton       |       | 58 | 3  | 5  | 8   | 24  |
| Bill Houlder     |       | 82 | 0  | 8  | 8   | 40  |
| Reid Simpson     | MTL   | 25 | 1  | 1  | 2   | 63  |
|                  | NSH   | 26 | 5  | 0  | 5   | 69  |
|                  | Total | 51 | 6  | 1  | 7   | 132 |
| Patric Kjellberg | NSH   | 12 | 1  | 3  | 4   | 6   |
| Marian Cisar     |       | 10 | 1  | 2  | 3   | 8   |
| Mark Mowers      |       | 14 | 1  | 2  | 3   | 2   |
| Nathan Perrott   |       | 22 | 1  | 2  | 3   | 74  |
| Stu Grimson      |       | 30 | 1  | 1  | 2   | 76  |
| Jere Karalahti   | L.A   | 30 | 0  | 1  | 1   | 29  |
|                  | NSH   | 15 | 0  | 1  | 1   | 12  |
|                  | Total | 45 | 0  | 2  | 2   | 41  |
| Mike Dunham      |       | 58 | 0  | 2  | 2   | 2   |
| Cale Hulse       |       | 63 | 0  | 2  | 2   | 121 |
| Adam Hall        |       | 1  | 0  | 1  | 1   | 0   |
| Yves Sarault     |       | 1  | 0  | 0  | 0   | 0   |
| Robert Schnabel  |       | 1  | 0  | 0  | 0   | 0   |
| Pavel Skrbek     |       | 3  | 0  | 0  | 0   | 2   |
| David Gosselin   |       | 3  | 0  | 0  | 0   | 5   |
| Brett Hauer      |       | 3  | 0  | 0  | 0   | 6   |
| Jan Lasak        |       | 3  | 0  | 0  | 0   | 2   |
| Rich Brennan     |       | 4  | 0  | 0  | 0   | 2   |
| Jeremy Stevenson |       | 4  | 0  | 0  | 0   | 9   |
| Jonas Andersson  |       | 5  | 0  | 0  | 0   | 2   |
| Marc Moro        | NSH   | 13 | 0  | 0  | 0   | 23  |
| Tomas Vokoun     |       | 29 | 0  | 0  | 0   | 2   |

### GOALTENDING

|              | GPI | MIN  | AVG  | W  | L  | T  | SO | GA  | SA   | SV%  | G | A | PIM |
|--------------|-----|------|------|----|----|----|----|-----|------|------|---|---|-----|
| Mike Dunham  | 58  | 3316 | 2.61 | 23 | 24 | 9  | 3  | 144 | 1525 | .906 | 0 | 2 | 2   |
| Tomas Vokoun | 29  | 1471 | 2.69 | 5  | 14 | 4  | 2  | 66  | 678  | .903 | 0 | 0 | 2   |
| Jan Lasak    | 3   | 177  | 4.41 | 0  | 3  | 0  | 0  | 13  | 104  | .875 | 0 | 0 | 2   |
| NSH TOTALS   | 82  | 4995 | 2.76 | 28 | 41 | 13 | 5  | 230 | 2314 | .901 | 0 | 2 | 6   |

### RESULTS

| GM# | Date    | OPP   | Score    | Result | GF  | GA  |
|-----|---------|-------|----------|--------|-----|-----|
| 1   | Oct. 5  | @DAL  | 1-4      | L      | 1   | 4   |
| 2   | Oct. 6  | STL   | 2-2 (OT) | T      | 3   | 6   |
| 3   | Oct. 11 | CGY   | 1-0      | W      | 4   | 6   |
| 4   | Oct. 13 | EDM   | 3-4      | L      | 7   | 10  |
| 5   | Oct. 16 | @BUF  | 3-3 (OT) | T      | 10  | 13  |
| 6   | Oct. 18 | CHI   | 3-5      | L      | 13  | 18  |
| 7   | Oct. 20 | BOS   | 1-2      | L      | 14  | 20  |
| 8   | Oct. 22 | @EDM  | 4-2      | W      | 18  | 22  |
| 9   | Oct. 23 | @VAN  | 2-4      | L      | 20  | 26  |
| 10  | Oct. 25 | @CGY  | 5-4 (OT) | W      | 25  | 30  |
| 11  | Oct. 27 | DET   | 0-1      | L      | 25  | 31  |
| 12  | Oct. 30 | MIN   | 2-4      | L      | 27  | 35  |
| 13  | Oct. 31 | @MIN  | 6-4      | W      | 33  | 39  |
| 14  | Nov. 2  | @DAL  | 0-3      | L      | 33  | 42  |
| 15  | Nov. 3  | DAL   | 4-1      | W      | 37  | 43  |
| 16  | Nov. 8  | @MTL  | 1-3      | L      | 38  | 46  |
| 17  | Nov. 10 | @OTT  | 2-3      | L      | 40  | 49  |
| 18  | Nov. 13 | BUF   | 4-1      | W      | 44  | 50  |
| 19  | Nov. 16 | @ATL  | 4-4 (OT) | T      | 48  | 54  |
| 20  | Nov. 17 | CBJ   | 3-2      | W      | 51  | 56  |
| 21  | Nov. 20 | @DET  | 3-6      | L      | 54  | 62  |
| 22  | Nov. 21 | CHI   | 4-3      | W      | 58  | 65  |
| 23  | Nov. 23 | PIT   | 5-0      | W      | 63  | 65  |
| 24  | Nov. 27 | @S.J. | 2-3      | L      | 65  | 68  |
| 25  | Nov. 29 | @PHX  | 0-1      | L      | 65  | 69  |
| 26  | Dec. 1  | @LA   | 2-4      | L      | 67  | 73  |
| 27  | Dec. 2  | @ANA  | 2-4      | L      | 69  | 77  |
| 28  | Dec. 6  | OTT   | 4-2      | W      | 73  | 79  |
| 29  | Dec. 8  | EDM   | 2-2 (OT) | T      | 75  | 81  |
| 30  | Dec. 11 | LA    | 1-1 (OT) | T      | 76  | 82  |
| 31  | Dec. 12 | @NYR  | 4-2      | W      | 80  | 84  |
| 32  | Dec. 15 | CHI   | 5-2      | W      | 85  | 86  |
| 33  | Dec. 20 | VAN   | 6-2      | W      | 91  | 88  |
| 34  | Dec. 23 | S.J.  | 1-1 (OT) | T      | 92  | 89  |
| 35  | Dec. 26 | T.B.  | 0-1      | L      | 92  | 90  |
| 36  | Dec. 29 | DET   | 3-2 (OT) | W      | 95  | 92  |
| 37  | Dec. 30 | @STL  | 2-7      | L      | 97  | 99  |
| 38  | Jan. 1  | COL   | 4-4 (OT) | T      | 101 | 103 |
| 39  | Jan. 3  | @N.J. | 4-3      | W      | 105 | 106 |
| 40  | Jan. 4  | @MIN  | 1-2      | L      | 106 | 108 |
| 41  | Jan. 6  | @CBJ  | 3-4      | L      | 109 | 112 |
| 42  | Jan. 8  | @TOR  | 3-4      | L      | 112 | 116 |
| 43  | Jan. 10 | MIN   | 2-2 (OT) | T      | 114 | 118 |
| 44  | Jan. 12 | ANA   | 2-1      | W      | 116 | 119 |
| 45  | Jan. 14 | @ANA  | 3-5      | L      | 119 | 124 |
| 46  | Jan. 15 | @LA   | 0-2      | L      | 119 | 126 |
| 47  | Jan. 17 | TOR   | 3-2 (OT) | W      | 122 | 128 |
| 48  | Jan. 19 | CBJ   | 2-1      | W      | 124 | 129 |
| 49  | Jan. 21 | PHX   | 0-1      | L      | 124 | 130 |
| 50  | Jan. 23 | @CAR  | 2-2 (OT) | T      | 126 | 132 |
| 51  | Jan. 24 | @PHI  | 3-2 (OT) | W      | 129 | 134 |
| 52  | Jan. 26 | ANA   | 1-3      | L      | 130 | 137 |
| 53  | Jan. 28 | @VAN  | 1-5      | L      | 131 | 142 |
| 54  | Jan. 30 | @COL  | 5-2      | W      | 136 | 144 |
| 55  | Feb. 6  | DAL   | 2-1      | W      | 138 | 145 |
| 56  | Feb. 8  | WSH   | 3-3 (OT) | T      | 141 | 148 |
| 57  | Feb. 9  | @CBJ  | 1-0 (OT) | T      | 142 | 148 |
| 58  | Feb. 12 | FLA   | 1-0      | W      | 143 | 148 |
| 59  | Feb. 26 | S.J.  | 1-5      | L      | 144 | 153 |
| 60  | Feb. 28 | @EDM  | 3-2      | W      | 147 | 155 |
| 61  | Mar. 2  | @CGY  | 2-5      | L      | 149 | 160 |
| 62  | Mar. 5  | @S.J. | 2-0      | W      | 151 | 160 |
| 63  | Mar. 7  | LA    | 2-3      | L      | 153 | 163 |
| 64  | Mar. 9  | @FLA  | 2-2 (OT) | T      | 155 | 165 |
| 65  | Mar. 10 | @T.B. | 1-5      | L      | 156 | 170 |
| 66  | Mar. 12 | VAN   | 0-5      | L      | 156 | 175 |
| 67  | Mar. 15 | PHX   | 2-3      | L      | 158 | 178 |
| 68  | Mar. 17 | COL   | 4-5      | L      | 162 | 183 |
| 69  | Mar. 19 | @STL  | 1-5      | L      | 163 | 188 |
| 70  | Mar. 21 | N.J.  | 3-4      | L      | 166 | 192 |
| 71  | Mar. 23 | MTL   | 5-1      | W      | 171 | 193 |
| 72  | Mar. 25 | DET   | 3-3 (OT) | T      | 174 | 196 |
| 73  | Mar. 27 | @CHI  | 1-4      | L      | 175 | 200 |
| 74  | Mar. 28 | @DET  | 3-3 (OT) | T      | 178 | 203 |
| 75  | Mar. 30 | STL   | 2-4      | L      | 180 | 207 |
| 76  | Apr. 1  | @COL  | 1-5      | L      | 181 | 212 |
| 77  | Apr. 3  | @CHI  | 3-1      | W      | 184 | 213 |
| 78  | Apr. 4  | @CBJ  | 1-2      | L      | 185 | 215 |
| 79  | Apr. 6  | CGY   | 3-1      | W      | 188 | 216 |
| 80  | Apr. 9  | @STL  | 2-3      | L      | 190 | 219 |
| 81  | Apr. 11 | NYI   | 2-5      | L      | 192 | 224 |
| 82  | Apr. 14 | @PHX  | 4-6      | L      | 196 | 230 |

# TEAM HISTORY & RECORDS

## 2002-03 FINAL SCORING

### RESULTS

| GM# | Date    | OPP   | Score    | Result | GF  | GA  |
|-----|---------|-------|----------|--------|-----|-----|
| 1   | Oct. 11 | @WSH  | 4-5      | L      | 4   | 5   |
| 2   | Oct. 12 | EDM   | 2-3      | L      | 6   | 8   |
| 3   | Oct. 15 | @NYI  | 3-4 (OT) | OTL    | 9   | 12  |
| 4   | Oct. 18 | @N.J. | 2-3 (OT) | OTL    | 11  | 15  |
| 5   | Oct. 19 | @NYR  | 2-2 (OT) | T      | 13  | 17  |
| 6   | Oct. 22 | PHX   | 1-2      | L      | 14  | 19  |
| 7   | Oct. 24 | S.J.  | 1-2      | L      | 15  | 21  |
| 8   | Oct. 26 | DET   | 3-1      | W      | 18  | 22  |
| 9   | Oct. 30 | @STL  | 0-7      | L      | 18  | 29  |
| 10  | Nov. 2  | @LA   | 5-6 (OT) | OTL    | 23  | 35  |
| 11  | Nov. 3  | @PHX  | 1-2 (OT) | OTL    | 24  | 37  |
| 12  | Nov. 6  | @ANA  | 1-2      | L      | 25  | 39  |
| 13  | Nov. 7  | @S.J. | 2-2 (OT) | T      | 27  | 41  |
| 14  | Nov. 10 | @COL  | 4-3      | W      | 31  | 44  |
| 15  | Nov. 12 | @DET  | 1-4      | L      | 32  | 48  |
| 16  | Nov. 14 | COL   | 1-3      | L      | 33  | 51  |
| 17  | Nov. 16 | CBJ   | 1-1 (OT) | T      | 34  | 52  |
| 18  | Nov. 17 | @CHI  | 2-4      | L      | 36  | 56  |
| 19  | Nov. 21 | @COL  | 1-1 (OT) | T      | 37  | 57  |
| 20  | Nov. 23 | @MIN  | 2-4      | L      | 39  | 61  |
| 21  | Nov. 27 | S.J.  | 4-2      | W      | 43  | 63  |
| 22  | Nov. 29 | N.J.  | 1-2      | L      | 44  | 65  |
| 23  | Nov. 30 | DAL   | 5-2      | W      | 49  | 67  |
| 24  | Dec. 3  | CAR   | 1-2      | L      | 50  | 69  |
| 25  | Dec. 5  | @LA   | 3-2      | W      | 53  | 71  |
| 26  | Dec. 7  | @S.J. | 4-2      | W      | 57  | 73  |
| 27  | Dec. 8  | @ANA  | 0-3      | L      | 57  | 76  |
| 28  | Dec. 10 | LA    | 0-3      | L      | 57  | 79  |
| 29  | Dec. 12 | STL   | 2-2 (OT) | T      | 59  | 81  |
| 30  | Dec. 14 | MIN   | 3-1      | W      | 62  | 82  |
| 31  | Dec. 17 | CGY   | 0-3      | L      | 62  | 85  |
| 32  | Dec. 19 | VAN   | 1-3      | L      | 63  | 88  |
| 33  | Dec. 21 | @T.B. | 2-2 (OT) | T      | 65  | 90  |
| 34  | Dec. 23 | @FLA  | 3-2 (OT) | W      | 68  | 92  |
| 35  | Dec. 26 | DAL   | 3-1      | W      | 71  | 93  |
| 36  | Dec. 28 | DET   | 2-4      | L      | 73  | 97  |
| 37  | Dec. 30 | OTT   | 3-2      | W      | 76  | 99  |
| 38  | Jan. 1  | COL   | 3-7      | L      | 79  | 106 |
| 39  | Jan. 4  | CHI   | 3-3 (OT) | T      | 82  | 109 |
| 40  | Jan. 6  | @CBJ  | 5-1      | W      | 87  | 110 |
| 41  | Jan. 7  | STL   | 2-1 (OT) | W      | 89  | 111 |
| 42  | Jan. 11 | PHX   | 4-3 (OT) | W      | 93  | 114 |
| 43  | Jan. 12 | @CHI  | 0-2      | L      | 93  | 116 |
| 44  | Jan. 14 | @VAN  | 3-4      | L      | 96  | 120 |
| 45  | Jan. 16 | @CGY  | 2-2 (OT) | T      | 98  | 122 |
| 46  | Jan. 18 | @EDM  | 3-2 (OT) | W      | 101 | 124 |
| 47  | Jan. 21 | VAN   | 3-2      | W      | 104 | 126 |
| 48  | Jan. 23 | NYR   | 2-4      | L      | 106 | 130 |
| 49  | Jan. 25 | T.B.  | 3-2      | W      | 109 | 132 |
| 50  | Jan. 27 | @BUF  | 5-1      | W      | 114 | 133 |
| 51  | Jan. 28 | @BOS  | 1-2      | L      | 115 | 135 |
| 52  | Jan. 30 | @CBJ  | 1-2      | L      | 116 | 137 |
| 53  | Feb. 4  | @DET  | 5-5 (OT) | T      | 121 | 142 |
| 54  | Feb. 8  | CBJ   | 3-2      | W      | 124 | 144 |
| 55  | Feb. 11 | LA    | 2-3      | L      | 126 | 147 |
| 56  | Feb. 13 | NYI   | 2-0      | W      | 128 | 147 |
| 57  | Feb. 15 | ANA   | 2-1      | W      | 130 | 148 |
| 58  | Feb. 17 | BOS   | 5-1      | W      | 135 | 149 |
| 59  | Feb. 20 | CGY   | 4-1      | W      | 139 | 150 |
| 60  | Feb. 22 | @OTT  | 0-4      | L      | 139 | 154 |
| 61  | Feb. 23 | @TOR  | 5-2      | W      | 144 | 156 |
| 62  | Feb. 25 | CBJ   | 5-0      | W      | 149 | 156 |
| 63  | Feb. 27 | PIT   | 6-0      | W      | 155 | 156 |
| 64  | Mar. 1  | CHI   | 5-4 (OT) | W      | 160 | 160 |
| 65  | Mar. 4  | @STL  | 1-2 (OT) | OTL    | 161 | 162 |
| 66  | Mar. 6  | MIN   | 2-2 (OT) | T      | 163 | 164 |
| 67  | Mar. 7  | @DAL  | 2-1      | W      | 165 | 165 |
| 68  | Mar. 10 | MTL   | 1-3      | L      | 166 | 168 |
| 69  | Mar. 12 | @PIT  | 2-2 (OT) | T      | 168 | 170 |
| 70  | Mar. 14 | @MIN  | 1-3      | L      | 169 | 173 |
| 71  | Mar. 15 | STL   | 0-1      | L      | 169 | 174 |
| 72  | Mar. 17 | EDM   | 3-5      | L      | 172 | 179 |
| 73  | Mar. 20 | @VAN  | 3-7      | L      | 175 | 186 |
| 74  | Mar. 22 | @CGY  | 1-1 (OT) | T      | 176 | 187 |
| 75  | Mar. 23 | @EDM  | 2-3 (OT) | OTL    | 178 | 190 |
| 76  | Mar. 25 | PHI   | 1-1 (OT) | T      | 179 | 191 |
| 77  | Mar. 27 | @CHI  | 1-4      | L      | 180 | 195 |
| 78  | Mar. 29 | ATL   | 2-3      | L      | 182 | 198 |
| 79  | Mar. 31 | @DET  | 0-3      | L      | 182 | 201 |
| 80  | Apr. 1  | ANA   | 1-2 (OT) | OTL    | 183 | 203 |
| 81  | Apr. 4  | @PHX  | 0-1      | L      | 183 | 204 |
| 82  | Apr. 6  | @DAL  | 0-2      | L      | 183 | 206 |



# TEAM HISTORY & RECORDS

## 2003-04 FINAL SCORING

Record: 38-29-11-4

General Manager: David Poile

Head Coach: Barry Trotz

Associate Coach: Brent Peterson

Assistant Coach: Peter Horachek

Captain: Greg Johnson

| PLAYER             |       | GP | G  | A  | PTS | PIM |
|--------------------|-------|----|----|----|-----|-----|
| Steve Sullivan     | CHI   | 56 | 15 | 28 | 43  | 36  |
|                    | NSH   | 24 | 9  | 21 | 30  | 12  |
|                    | Total | 80 | 24 | 49 | 73  | 48  |
| Scott Walker       |       | 75 | 25 | 42 | 67  | 94  |
| Marek Zidlicky     |       | 82 | 14 | 39 | 53  | 82  |
| Martin Erat        |       | 76 | 16 | 33 | 49  | 38  |
| David Legwand      |       | 82 | 18 | 29 | 47  | 46  |
| Kimmo Timonen      |       | 77 | 12 | 32 | 44  | 52  |
| Vladimir Orszagh   |       | 82 | 16 | 21 | 37  | 74  |
| Scott Hartnell     |       | 59 | 18 | 15 | 33  | 87  |
| Greg Johnson       |       | 82 | 14 | 18 | 32  | 33  |
| Sergei Zholtok     | MIN   | 59 | 13 | 16 | 29  | 19  |
|                    | NSH   | 11 | 1  | 1  | 2   | 0   |
|                    | Total | 70 | 14 | 17 | 31  | 19  |
| Adam Hall          |       | 79 | 13 | 14 | 27  | 37  |
| Andreas Johansson  |       | 47 | 12 | 15 | 27  | 26  |
| Dan Hamhuis        |       | 80 | 7  | 19 | 26  | 57  |
| Denis Arkhipov     |       | 72 | 9  | 12 | 21  | 22  |
| Rem Murray         |       | 39 | 8  | 9  | 17  | 12  |
| Jason York         |       | 67 | 2  | 13 | 15  | 64  |
| Mark Eaton         |       | 75 | 4  | 9  | 13  | 26  |
| Jeremy Stevenson   | MIN   | 3  | 0  | 0  | 0   | 2   |
|                    | NSH   | 53 | 5  | 4  | 9   | 103 |
|                    | Total | 56 | 5  | 4  | 9   | 105 |
| Andrew Hutchinson  |       | 18 | 4  | 4  | 8   | 4   |
| Jordin Tootoo      |       | 70 | 4  | 4  | 8   | 137 |
| Shane Hnidy        | OTT   | 37 | 0  | 5  | 5   | 72  |
|                    | NSH   | 9  | 0  | 2  | 2   | 10  |
|                    | Total | 46 | 0  | 7  | 7   | 82  |
| Wyatt Smith        |       | 18 | 3  | 1  | 4   | 2   |
| Jim McKenzie       |       | 61 | 1  | 3  | 4   | 88  |
| Jason Morgan       | CGY   | 13 | 0  | 2  | 2   | 2   |
|                    | NSH   | 6  | 0  | 2  | 2   | 2   |
|                    | Total | 19 | 0  | 4  | 4   | 4   |
| Brad Bombardir     | MIN   | 56 | 1  | 2  | 3   | 21  |
|                    | NSH   | 13 | 0  | 0  | 0   | 4   |
|                    | Total | 69 | 1  | 2  | 3   | 25  |
| Robert Schnabel    |       | 20 | 0  | 3  | 3   | 34  |
| Jamie Allison      |       | 47 | 0  | 3  | 3   | 76  |
| Simon Gamache      | ATL   | 2  | 0  | 1  | 1   | 0   |
|                    | NSH   | 7  | 1  | 0  | 1   | 0   |
|                    | Total | 9  | 1  | 1  | 2   | 0   |
| Tomas Vokoun       |       | 73 | 0  | 2  | 2   | 35  |
| Stan Neckar        | NSH   | 1  | 0  | 1  | 1   | 0   |
| Tomas Kloucek      | NSH   | 5  | 0  | 1  | 1   | 10  |
| Scottie Upshall    |       | 7  | 0  | 1  | 1   | 0   |
| Michael Farrell    |       | 1  | 0  | 0  | 0   | 0   |
| Libor Pivko        |       | 1  | 0  | 0  | 0   | 0   |
| Mathieu Darche     |       | 2  | 0  | 0  | 0   | 0   |
| Timofei Shishkanov |       | 2  | 0  | 0  | 0   | 0   |
| Wade Brookbank     | NSH   | 9  | 0  | 0  | 0   | 38  |
| Vernon Fiddler     |       | 17 | 0  | 0  | 0   | 23  |
| Chris Mason        |       | 17 | 0  | 0  | 0   | 4   |

### GOALTENDING

|              | GPI | MINS | AVG  | W  | L  | T  | SO | GA  | SA   | SV%  | G | A | PIM |
|--------------|-----|------|------|----|----|----|----|-----|------|------|---|---|-----|
| Tomas Vokoun | 73  | 4221 | 2.53 | 34 | 29 | 10 | 3  | 178 | 1958 | .909 | 0 | 2 | 35  |
| Chris Mason  | 17  | 744  | 2.18 | 4  | 4  | 1  | 1  | 27  | 365  | .926 | 0 | 0 | 4   |
| NSH TOTALS   | 82  | 4999 | 2.60 | 38 | 33 | 11 | 4  | 217 | 2335 | .907 | 0 | 2 | 39  |

### RESULTS

| GM# | Date    | OPP  | Score    | Result | GF  | GA  |
|-----|---------|------|----------|--------|-----|-----|
| 1   | Oct. 9  | ANA  | 3-1      | W      | 3   | 1   |
| 2   | Oct. 11 | DAL  | 1-3      | L      | 4   | 4   |
| 3   | Oct. 16 | STL  | 4-1      | W      | 8   | 5   |
| 4   | Oct. 18 | CBJ  | 3-2      | W      | 11  | 7   |
| 5   | Oct. 19 | @CHI | 1-3      | L      | 12  | 10  |
| 6   | Oct. 23 | @ATL | 2-4      | L      | 14  | 14  |
| 7   | Oct. 25 | COL  | 3-5      | L      | 17  | 19  |
| 8   | Oct. 28 | @STL | 0-1      | L      | 17  | 20  |
| 9   | Oct. 30 | DET  | 5-3      | W      | 22  | 23  |
| 10  | Nov. 1  | DAL  | 1-1 (OT) | T      | 23  | 24  |
| 11  | Nov. 2  | @DAL | 3-7      | L      | 26  | 31  |
| 12  | Nov. 5  | VAN  | 3-4      | L      | 29  | 35  |
| 13  | Nov. 7  | CHI  | 1-2      | L      | 30  | 37  |
| 14  | Nov. 8  | @DET | 4-3      | W      | 34  | 40  |
| 15  | Nov. 13 | CGY  | 4-1      | W      | 38  | 41  |
| 16  | Nov. 15 | NYI  | 4-3      | W      | 42  | 44  |
| 17  | Nov. 19 | @LA  | 0-3      | L      | 42  | 47  |
| 18  | Nov. 21 | @ANA | 4-3 (OT) | W      | 46  | 50  |
| 19  | Nov. 22 | @SJ  | 1-3      | L      | 47  | 53  |
| 20  | Nov. 24 | @COL | 3-2      | W      | 50  | 55  |
| 21  | Nov. 26 | CBJ  | 4-2      | W      | 54  | 57  |
| 22  | Nov. 28 | @BOS | 2-1      | W      | 56  | 58  |
| 23  | Nov. 29 | BUF  | 4-1      | W      | 60  | 59  |
| 24  | Dec. 3  | @CAR | 2-1 (OT) | W      | 62  | 60  |
| 25  | Dec. 4  | @CBJ | 4-2      | W      | 66  | 62  |
| 26  | Dec. 6  | @STL | 1-4      | L      | 67  | 66  |
| 27  | Dec. 11 | LA   | 1-4      | L      | 68  | 70  |
| 28  | Dec. 13 | FLA  | 2-2 (OT) | T      | 70  | 72  |
| 29  | Dec. 16 | VAN  | 1-2 (OT) | OTL    | 71  | 74  |
| 30  | Dec. 18 | @MTL | 4-5 (OT) | OTL    | 75  | 79  |
| 31  | Dec. 20 | DET  | 1-0      | W      | 76  | 79  |
| 32  | Dec. 22 | PHX  | 3-3 (OT) | T      | 79  | 82  |
| 33  | Dec. 23 | @MIN | 3-3 (OT) | T      | 82  | 85  |
| 34  | Dec. 26 | @DAL | 1-2      | L      | 83  | 87  |
| 35  | Dec. 27 | @PHX | 3-1      | W      | 86  | 88  |
| 36  | Dec. 29 | @SJ  | 2-5      | L      | 88  | 93  |
| 37  | Jan. 1  | PIT  | 3-2      | W      | 91  | 95  |
| 38  | Jan. 3  | NJ   | 3-2      | W      | 94  | 97  |
| 39  | Jan. 5  | @DET | 0-6      | L      | 94  | 103 |
| 40  | Jan. 6  | @TOR | 1-2      | L      | 95  | 105 |
| 41  | Jan. 8  | COL  | 4-3 (OT) | W      | 99  | 108 |
| 42  | Jan. 10 | STL  | 3-1      | W      | 102 | 109 |
| 43  | Jan. 12 | @MIN | 3-3 (OT) | T      | 105 | 112 |
| 44  | Jan. 13 | LA   | 0-0 (OT) | T      | 105 | 112 |
| 45  | Jan. 15 | PHX  | 4-3      | W      | 109 | 115 |
| 46  | Jan. 17 | EDM  | 2-1      | W      | 111 | 116 |
| 47  | Jan. 19 | MIN  | 2-1      | W      | 113 | 117 |
| 48  | Jan. 22 | @CGY | 0-4      | L      | 113 | 121 |
| 49  | Jan. 24 | @EDM | 4-3      | W      | 117 | 124 |
| 50  | Jan. 25 | @VAN | 1-4      | L      | 118 | 128 |
| 51  | Jan. 29 | @CBJ | 6-4      | W      | 124 | 132 |
| 52  | Jan. 31 | SJ   | 3-2 (OT) | W      | 127 | 134 |
| 53  | Feb. 3  | DET  | 1-4      | L      | 128 | 138 |
| 54  | Feb. 5  | TB   | 2-5      | L      | 130 | 143 |
| 55  | Feb. 11 | @CHI | 2-5      | L      | 132 | 148 |
| 56  | Feb. 13 | WAS  | 5-2      | W      | 137 | 150 |
| 57  | Feb. 15 | EDM  | 2-2 (OT) | T      | 139 | 152 |
| 58  | Feb. 16 | @CBJ | 2-4      | L      | 141 | 156 |
| 59  | Feb. 18 | SJ   | 7-3      | W      | 148 | 159 |
| 60  | Feb. 20 | @ANA | 3-2 (OT) | W      | 151 | 161 |
| 61  | Feb. 21 | @PHX | 8-2      | W      | 159 | 163 |
| 62  | Feb. 23 | @LA  | 0-3      | L      | 159 | 166 |
| 63  | Feb. 26 | MIN  | 4-1      | W      | 163 | 167 |
| 64  | Feb. 28 | NYR  | 2-1 (OT) | W      | 165 | 168 |
| 65  | Mar. 1  | CHI  | 2-2 (OT) | T      | 167 | 170 |
| 66  | Mar. 3  | @PHI | 2-5      | L      | 169 | 175 |
| 67  | Mar. 4  | @PIT | 9-4      | W      | 178 | 179 |
| 68  | Mar. 6  | @OTT | 2-4      | L      | 180 | 183 |
| 69  | Mar. 9  | BOS  | 2-3      | L      | 182 | 186 |
| 70  | Mar. 11 | @STL | 1-1 (OT) | T      | 183 | 187 |
| 71  | Mar. 13 | CGY  | 4-4 (OT) | T      | 187 | 191 |
| 72  | Mar. 14 | @DET | 2-3 (OT) | OTL    | 189 | 194 |
| 73  | Mar. 16 | @VAN | 2-2 (OT) | T      | 191 | 196 |
| 74  | Mar. 19 | @EDM | 4-5      | L      | 195 | 201 |
| 75  | Mar. 20 | @CGY | 3-1      | W      | 198 | 202 |
| 76  | Mar. 23 | ANA  | 1-4      | L      | 199 | 206 |
| 77  | Mar. 25 | @NYR | 4-2      | W      | 203 | 208 |
| 78  | Mar. 27 | CBJ  | 2-3 (OT) | OTL    | 205 | 211 |
| 79  | Mar. 30 | CHI  | 5-2      | W      | 210 | 213 |
| 80  | Apr. 1  | @CHI | 3-1      | W      | 213 | 214 |
| 81  | Apr. 3  | STL  | 1-4      | L      | 214 | 218 |
| 82  | Apr. 4  | @COL | 2-1 (OT) | W      | 216 | 219 |

# TEAM HISTORY & RECORDS

## 2005-06 FINAL SCORING

### RESULTS

| GM# | Date    | OPP  | Score    | Result | GF  | GA  |
|-----|---------|------|----------|--------|-----|-----|
| 1   | Oct. 5  | SJ   | 3-2      | W      | 3   | 2   |
| 2   | Oct. 8  | ANA  | 3-2 (SO) | W      | 6   | 4   |
| 3   | Oct. 12 | @COL | 5-4      | W      | 11  | 8   |
| 4   | Oct. 13 | @PHX | 5-4 (SO) | W      | 16  | 12  |
| 5   | Oct. 15 | @STL | 4-1      | W      | 20  | 13  |
| 6   | Oct. 20 | STL  | 3-2 (SO) | W      | 23  | 15  |
| 7   | Oct. 22 | SJ   | 2-1      | W      | 25  | 16  |
| 8   | Oct. 25 | CHI  | 5-3      | W      | 30  | 19  |
| 9   | Oct. 26 | @CBJ | 2-3 (OT) | OTL    | 32  | 22  |
| 10  | Oct. 29 | EDM  | 1-5      | L      | 33  | 27  |
| 11  | Nov. 1  | @ANA | 1-4      | L      | 34  | 31  |
| 12  | Nov. 2  | @SJ  | 2-3 (OT) | OTL    | 36  | 34  |
| 13  | Nov. 5  | @LA  | 2-3 (SO) | SOL    | 38  | 37  |
| 14  | Nov. 8  | EDM  | 3-2      | W      | 41  | 39  |
| 15  | Nov. 10 | DAL  | 5-3      | W      | 46  | 42  |
| 16  | Nov. 12 | STL  | 3-1      | W      | 49  | 43  |
| 17  | Nov. 15 | LA   | 3-2      | W      | 52  | 45  |
| 18  | Nov. 19 | @MIN | 2-4      | L      | 54  | 49  |
| 19  | Nov. 23 | @CBJ | 4-2      | W      | 58  | 51  |
| 20  | Nov. 24 | LA   | 4-3      | W      | 62  | 54  |
| 21  | Nov. 26 | DAL  | 1-3      | L      | 63  | 57  |
| 22  | Nov. 29 | CGY  | 2-0      | W      | 65  | 57  |
| 23  | Dec. 1  | MIN  | 2-1      | W      | 67  | 58  |
| 24  | Dec. 3  | PHI  | 4-3 (SO) | W      | 71  | 61  |
| 25  | Dec. 7  | @WSH | 5-2      | W      | 76  | 63  |
| 26  | Dec. 8  | NYR  | 1-5      | L      | 77  | 68  |
| 27  | Dec. 10 | @TB  | 3-4      | L      | 80  | 72  |
| 28  | Dec. 13 | @FLA | 3-7      | L      | 83  | 79  |
| 29  | Dec. 15 | CHI  | 5-3      | W      | 88  | 82  |
| 30  | Dec. 17 | CBJ  | 7-3      | W      | 95  | 85  |
| 31  | Dec. 20 | COL  | 3-2      | W      | 98  | 87  |
| 32  | Dec. 21 | @CHI | 6-1      | W      | 104 | 88  |
| 33  | Dec. 23 | @CBJ | 5-4      | W      | 109 | 92  |
| 34  | Dec. 27 | @CGY | 4-3      | W      | 113 | 95  |
| 35  | Dec. 28 | @VAN | 3-4      | L      | 116 | 99  |
| 36  | Dec. 30 | @EDM | 2-4      | L      | 118 | 103 |
| 37  | Jan. 1  | ANA  | 2-4      | L      | 120 | 107 |
| 38  | Jan. 3  | @COL | 0-3      | L      | 120 | 110 |
| 39  | Jan. 4  | @STL | 4-3      | W      | 124 | 113 |
| 40  | Jan. 6  | DET  | 1-3      | L      | 125 | 116 |
| 41  | Jan. 8  | @CHI | 5-1      | W      | 130 | 117 |
| 42  | Jan. 10 | NYI  | 2-1      | W      | 132 | 118 |
| 43  | Jan. 11 | @ATL | 3-4 (SO) | SOL    | 135 | 122 |
| 44  | Jan. 13 | @CAR | 4-5 (OT) | OTL    | 139 | 127 |
| 45  | Jan. 15 | PIT  | 5-4      | W      | 144 | 131 |
| 46  | Jan. 19 | NJ   | 3-4 (SO) | SOL    | 147 | 135 |
| 47  | Jan. 21 | CBJ  | 7-2      | W      | 154 | 137 |
| 48  | Jan. 23 | @DET | 3-2      | W      | 157 | 139 |
| 49  | Jan. 24 | @DET | 2-1 (OT) | W      | 159 | 140 |
| 50  | Jan. 26 | @MIN | 1-5      | L      | 160 | 145 |
| 51  | Jan. 28 | @CBJ | 3-4      | L      | 163 | 149 |
| 52  | Feb. 1  | @DAL | 1-2      | L      | 164 | 151 |
| 53  | Feb. 2  | COL  | 4-3 (OT) | W      | 168 | 154 |
| 54  | Feb. 4  | CHI  | 6-0      | W      | 174 | 154 |
| 55  | Feb. 6  | @DAL | 2-4      | L      | 176 | 158 |
| 56  | Feb. 8  | @DET | 0-6      | L      | 176 | 164 |
| 57  | Feb. 9  | DET  | 2-3      | L      | 178 | 167 |
| 58  | Feb. 11 | CBJ  | 5-2      | W      | 183 | 169 |
| 59  | Mar. 1  | @CHI | 0-3      | L      | 183 | 172 |
| 60  | Mar. 2  | VAN  | 3-1      | W      | 186 | 173 |
| 61  | Mar. 5  | @EDM | 2-3 (OT) | OTL    | 188 | 176 |
| 62  | Mar. 7  | @CGY | 3-2      | W      | 191 | 178 |
| 63  | Mar. 9  | @VAN | 3-2 (OT) | W      | 194 | 180 |
| 64  | Mar. 11 | @SJ  | 2-3 (OT) | OTL    | 196 | 183 |
| 65  | Mar. 14 | VAN  | 5-0      | W      | 201 | 183 |
| 66  | Mar. 16 | PHX  | 2-0      | W      | 203 | 183 |
| 67  | Mar. 18 | CGY  | 9-4      | W      | 212 | 187 |
| 68  | Mar. 20 | STL  | 4-2      | W      | 216 | 189 |
| 69  | Mar. 21 | @DET | 3-2 (SO) | W      | 219 | 191 |
| 70  | Mar. 24 | @ANA | 3-6      | L      | 222 | 197 |
| 71  | Mar. 25 | @LA  | 4-6      | L      | 226 | 203 |
| 72  | Mar. 28 | @PHX | 3-5      | L      | 229 | 208 |
| 73  | Mar. 30 | DET  | 2-4      | L      | 231 | 212 |
| 74  | Apr. 1  | STL  | 2-1      | W      | 233 | 213 |
| 75  | Apr. 3  | CBJ  | 1-3      | L      | 234 | 216 |
| 76  | Apr. 5  | CHI  | 3-4      | L      | 237 | 220 |
| 77  | Apr. 6  | @STL | 3-0      | W      | 240 | 220 |
| 78  | Apr. 8  | CHI  | 2-1 (SO) | W      | 242 | 221 |
| 79  | Apr. 11 | @STL | 2-0      | W      | 244 | 221 |
| 80  | Apr. 13 | MIN  | 4-2      | W      | 248 | 223 |
| 81  | Apr. 15 | PHX  | 5-1      | W      | 253 | 224 |
| 82  | Apr. 18 | DET  | 6-3      | W      | 259 | 227 |

# TEAM HISTORY & RECORDS

## 2006-07 FINAL SCORING

Record: 51-23-8

General Manager: David Poile

Head Coach: Barry Trotz

Associate Coach: Brent Peterson

Assistant Coach: Peter Horachek

Captain: Kimmo Timonen

| PLAYER            | GP  | G  | A  | PTS | PIM |
|-------------------|-----|----|----|-----|-----|
| Paul Kariya       | 82  | 24 | 52 | 76  | 36  |
| J-P Dumont        | 82  | 21 | 45 | 66  | 28  |
| David Legwand     | 78  | 27 | 36 | 63  | 44  |
| Steve Sullivan    | 57  | 22 | 38 | 60  | 20  |
| Martin Erat       | 68  | 16 | 41 | 57  | 50  |
| Peter Forsberg    | PHI | 40 | 11 | 29  | 40  |
|                   | NSH | 17 | 2  | 13  | 15  |
| Total             | 57  | 13 | 42 | 55  | 88  |
| Kimmo Timonen     | 80  | 13 | 42 | 55  | 42  |
| Jason Arnott      | 68  | 27 | 27 | 54  | 48  |
| Shea Weber        | 79  | 17 | 23 | 40  | 60  |
| Scott Hartnell    | 64  | 22 | 17 | 39  | 96  |
| Alexander Radulov | 64  | 18 | 19 | 37  | 26  |
| Marek Zidlicky    | 79  | 4  | 26 | 30  | 72  |
| Vernon Fiddler    | 72  | 11 | 15 | 26  | 40  |
| Ryan Suter        | 82  | 8  | 16 | 24  | 54  |
| Dan Hamhuis       | 81  | 6  | 14 | 20  | 66  |
| Scott Nichol      | 59  | 7  | 6  | 13  | 79  |
| Josef Vasicek     | NSH | 38 | 4  | 9   | 13  |
| Vitaly Vishnevski | ATL | 52 | 3  | 9   | 12  |
|                   | NSH | 15 | 0  | 1   | 1   |
| Total             | 67  | 3  | 10 | 13  | 41  |
| Jerred Smithson   | 64  | 5  | 7  | 12  | 42  |
| Jordin Tootoo     | 65  | 3  | 6  | 9   | 116 |
| Greg Zanon        | 66  | 3  | 5  | 8   | 32  |
| Ramzi Abid        | 13  | 1  | 4  | 5   | 13  |
| Darcy Hordichuk   | 53  | 1  | 3  | 4   | 90  |
| Scottie Upshall   | NSH | 14 | 2  | 1   | 3   |
| Mikko Lehtonen    | NSH | 15 | 1  | 2   | 3   |
| Tomas Vokoun      | 44  | 0  | 2  | 2   | 4   |
| Kevin Klein       | 3   | 1  | 0  | 1   | 0   |
| Sheldon Brookbank | 3   | 0  | 1  | 1   | 12  |
| Rich Peverley     | 13  | 0  | 1  | 1   | 0   |
| Chris Mason       | 40  | 0  | 1  | 1   | 4   |
| Patrick Leahy     | 1   | 0  | 0  | 0   | 0   |
| Michael Leighton  | NSH | 1  | 0  | 0   | 0   |

### GOALTENDING

|                  | GPI | MINS | AVG  | W  | L  | OT | SO | GA  | SA   | SV%  | G | A | PIM |
|------------------|-----|------|------|----|----|----|----|-----|------|------|---|---|-----|
| Chris Mason      | 40  | 2342 | 2.38 | 24 | 11 | 4  | 5  | 93  | 1244 | .925 | 0 | 1 | 4   |
| Tomas Vokoun     | 44  | 2601 | 2.40 | 27 | 12 | 4  | 5  | 104 | 1299 | .920 | 0 | 2 | 4   |
| Michael Leighton | 1   | 20   | 6.00 | 0  | 0  | 0  | 0  | 2   | 10   | .800 | 0 | 0 | 0   |
| NSH TOTALS       | 82  | 4989 | 2.49 | 51 | 23 | 8  | 11 | 207 | 2561 | .919 | 0 | 3 | 8   |

Vokoun & Mason shared a shutout on Nov. 23, 2006 vs. Vancouver.

### RESULTS

| GM# | Date    | OPP   | Score    | Result | GF  | GA  |
|-----|---------|-------|----------|--------|-----|-----|
| 1   | Oct. 5  | @CHI  | 6-8      | L      | 6   | 8   |
| 2   | Oct. 7  | @MIN  | 5-6      | L      | 11  | 14  |
| 3   | Oct. 12 | @CHI  | 1-3      | L      | 12  | 17  |
| 4   | Oct. 14 | PHX   | 4-1      | W      | 16  | 18  |
| 5   | Oct. 16 | @NYI  | 2-1 (SO) | W      | 18  | 19  |
| 6   | Oct. 18 | @NYR  | 3-0      | W      | 21  | 19  |
| 7   | Oct. 19 | @N.J. | 4-3 (SO) | W      | 25  | 22  |
| 8   | Oct. 21 | VAN   | 3-4 (OT) | OTL    | 28  | 26  |
| 9   | Oct. 26 | S.J.  | 4-3      | W      | 32  | 29  |
| 10  | Oct. 28 | @CGY  | 3-2      | W      | 35  | 31  |
| 11  | Oct. 31 | @VAN  | 3-2      | W      | 38  | 33  |
| 12  | Nov. 1  | @EDM  | 5-3      | W      | 43  | 36  |
| 13  | Nov. 4  | @MIN  | 4-3      | W      | 47  | 39  |
| 14  | Nov. 10 | @DET  | 0-3      | L      | 47  | 42  |
| 15  | Nov. 11 | COL   | 1-0      | W      | 48  | 42  |
| 16  | Nov. 15 | @CBJ  | 5-4      | W      | 53  | 46  |
| 17  | Nov. 16 | MIN   | 6-7 (SO) | SOL    | 59  | 53  |
| 18  | Nov. 18 | CBJ   | 4-2      | W      | 63  | 55  |
| 19  | Nov. 20 | @CBJ  | 3-1      | W      | 66  | 56  |
| 20  | Nov. 22 | @DAL  | 0-1      | L      | 66  | 57  |
| 21  | Nov. 23 | VAN   | 6-0      | W      | 72  | 57  |
| 22  | Nov. 25 | DET   | 6-2      | W      | 78  | 59  |
| 23  | Nov. 29 | @PHI  | 3-2      | W      | 81  | 61  |
| 24  | Nov. 30 | @STL  | 5-4      | W      | 86  | 65  |
| 25  | Dec. 2  | CHI   | 3-4 (OT) | OTL    | 89  | 69  |
| 26  | Dec. 4  | @PHX  | 2-3      | L      | 91  | 72  |
| 27  | Dec. 6  | @ANA  | 0-4      | L      | 91  | 76  |
| 28  | Dec. 7  | @LA   | 4-1      | W      | 95  | 77  |
| 29  | Dec. 9  | @S.J. | 1-3      | L      | 96  | 80  |
| 30  | Dec. 12 | EDM   | 3-2      | W      | 99  | 82  |
| 31  | Dec. 14 | OTT   | 6-0      | W      | 105 | 82  |
| 32  | Dec. 16 | STL   | 3-2 (SO) | W      | 108 | 84  |
| 33  | Dec. 17 | @STL  | 2-1 (OT) | W      | 110 | 85  |
| 34  | Dec. 20 | @CHI  | 2-1      | W      | 112 | 86  |
| 35  | Dec. 21 | BUF   | 2-7      | L      | 114 | 93  |
| 36  | Dec. 23 | LA    | 7-0      | W      | 121 | 93  |
| 37  | Dec. 26 | STL   | 3-2 (SO) | W      | 124 | 95  |
| 38  | Dec. 29 | @DAL  | 1-4      | L      | 125 | 99  |
| 39  | Dec. 30 | BOS   | 5-0      | W      | 130 | 99  |
| 40  | Jan. 1  | COL   | 3-5      | L      | 133 | 104 |
| 41  | Jan. 5  | @CHI  | 8-3      | W      | 141 | 107 |
| 42  | Jan. 6  | STL   | 3-2      | W      | 144 | 109 |
| 43  | Jan. 9  | ANA   | 5-4 (OT) | W      | 149 | 113 |
| 44  | Jan. 12 | CBJ   | 2-0      | W      | 151 | 113 |
| 45  | Jan. 13 | @CBJ  | 4-1      | W      | 155 | 114 |
| 46  | Jan. 15 | CGY   | 5-3      | W      | 160 | 117 |
| 47  | Jan. 17 | @DET  | 3-5      | L      | 163 | 122 |
| 48  | Jan. 18 | CBJ   | 4-0      | W      | 167 | 122 |
| 49  | Jan. 20 | CHI   | 6-3      | W      | 173 | 125 |
| 50  | Jan. 26 | @CHI  | 3-1      | W      | 176 | 126 |
| 51  | Jan. 27 | @STL  | 6-3      | W      | 182 | 129 |
| 52  | Jan. 30 | @COL  | 3-4      | L      | 185 | 133 |
| 53  | Feb. 1  | @PHX  | 2-3      | L      | 187 | 133 |
| 54  | Feb. 3  | ANA   | 3-0      | W      | 190 | 136 |
| 55  | Feb. 6  | @MT   | 1-4      | L      | 191 | 140 |
| 56  | Feb. 8  | TOR   | 4-2      | W      | 195 | 142 |
| 57  | Feb. 10 | LA    | 1-4      | L      | 196 | 146 |
| 58  | Feb. 14 | S.J.  | 5-0      | W      | 201 | 146 |
| 59  | Feb. 16 | @STL  | 0-1      | L      | 201 | 147 |
| 60  | Feb. 17 | MIN   | 1-4      | L      | 202 | 151 |
| 61  | Feb. 19 | PHX   | 4-1      | W      | 206 | 152 |
| 62  | Feb. 22 | MTL   | 5-6 (SO) | SOL    | 211 | 158 |
| 63  | Feb. 24 | DET   | 4-3 (OT) | W      | 215 | 161 |
| 64  | Feb. 25 | @CBJ  | 4-3 (SO) | W      | 219 | 164 |
| 65  | Feb. 28 | @S.J. | 4-3 (SO) | W      | 223 | 167 |
| 66  | Mar. 3  | @LA   | 6-3      | W      | 229 | 170 |
| 67  | Mar. 4  | @ANA  | 2-3 (SO) | SOL    | 231 | 173 |
| 68  | Mar. 6  | @DET  | 3-4 (SO) | SOL    | 234 | 177 |
| 69  | Mar. 8  | CGY   | 6-3      | W      | 240 | 180 |
| 70  | Mar. 10 | CBJ   | 2-1      | W      | 242 | 181 |
| 71  | Mar. 13 | DET   | 2-5      | L      | 244 | 186 |
| 72  | Mar. 14 | @DET  | 2-4      | L      | 246 | 190 |
| 73  | Mar. 17 | DAL   | 3-2      | W      | 249 | 192 |
| 74  | Mar. 21 | @VAN  | 0-2      | L      | 249 | 194 |
| 75  | Mar. 22 | @CGY  | 2-3 (OT) | OTL    | 251 | 197 |
| 76  | Mar. 24 | @EDM  | 4-0      | W      | 255 | 197 |
| 77  | Mar. 27 | EDM   | 4-3      | W      | 259 | 200 |
| 78  | Mar. 29 | DET   | 1-2      | L      | 260 | 202 |
| 79  | Mar. 31 | DAL   | 2-4      | L      | 262 | 206 |
| 80  | Apr. 3  | CHI   | 2-3 (SO) | SOL    | 264 | 209 |
| 81  | Apr. 5  | STL   | 4-1      | W      | 268 | 210 |
| 82  | Apr. 7  | @COL  | 4-2      | W      | 272 | 212 |

# TEAM HISTORY & RECORDS

## 2007-08 FINAL SCORING

### RESULTS

| GM# | Date    | OPP   | Score    | Result | GF  | GA  |
|-----|---------|-------|----------|--------|-----|-----|
| 1   | Oct. 4  | COL   | 4-0      | W      | 4   | 0   |
| 2   | Oct. 6  | DAL   | 5-1      | W      | 9   | 1   |
| 3   | Oct. 10 | @STL  | 1-4      | L      | 10  | 5   |
| 4   | Oct. 11 | PHX   | 3-6      | L      | 13  | 11  |
| 5   | Oct. 13 | CGY   | 4-7      | L      | 17  | 18  |
| 6   | Oct. 17 | @ANA  | 1-3      | L      | 18  | 21  |
| 7   | Oct. 20 | @S.J. | 0-3      | L      | 18  | 24  |
| 8   | Oct. 23 | @LA   | 0-6      | L      | 18  | 30  |
| 9   | Oct. 25 | ATL   | 3-0      | W      | 21  | 30  |
| 10  | Oct. 27 | FLA   | 4-3      | W      | 25  | 33  |
| 11  | Oct. 30 | @CGY  | 1-5      | L      | 26  | 38  |
| 12  | Nov. 1  | @VAN  | 3-0      | W      | 29  | 38  |
| 13  | Nov. 2  | @EDM  | 4-1      | W      | 33  | 39  |
| 14  | Nov. 4  | @CHI  | 5-2      | W      | 38  | 41  |
| 15  | Nov. 7  | @DET  | 2-3 (SO) | SOL    | 40  | 44  |
| 16  | Nov. 10 | CBJ   | 4-3 (SO) | W      | 44  | 47  |
| 17  | Nov. 12 | @CBJ  | 4-1      | W      | 48  | 48  |
| 18  | Nov. 15 | CHI   | 5-4 (OT) | W      | 53  | 52  |
| 19  | Nov. 17 | STL   | 2-3 (SO) | SOL    | 55  | 55  |
| 20  | Nov. 19 | @STL  | 1-2      | L      | 56  | 57  |
| 21  | Nov. 22 | DET   | 3-2      | W      | 59  | 59  |
| 22  | Nov. 24 | MIN   | 3-4      | L      | 62  | 63  |
| 23  | Nov. 29 | @OTT  | 6-5      | W      | 68  | 68  |
| 24  | Dec. 1  | @MTL  | 5-4 (SO) | W      | 73  | 72  |
| 25  | Dec. 4  | @TOR  | 1-3      | L      | 74  | 75  |
| 26  | Dec. 6  | VAN   | 2-5      | L      | 76  | 80  |
| 27  | Dec. 8  | ANA   | 4-2      | W      | 80  | 82  |
| 28  | Dec. 10 | DET   | 1-2      | L      | 81  | 84  |
| 29  | Dec. 13 | COL   | 1-2      | L      | 82  | 86  |
| 30  | Dec. 15 | @COL  | 1-3      | L      | 83  | 89  |
| 31  | Dec. 18 | @MIN  | 2-3      | L      | 85  | 92  |
| 32  | Dec. 19 | @CHI  | 2-5      | L      | 87  | 97  |
| 33  | Dec. 22 | LA    | 4-3      | W      | 91  | 100 |
| 34  | Dec. 23 | @CBJ  | 3-1      | W      | 94  | 101 |
| 35  | Dec. 26 | @CHI  | 2-5      | L      | 96  | 106 |
| 36  | Dec. 27 | CBJ   | 4-3      | W      | 100 | 109 |
| 37  | Dec. 29 | S.J.  | 2-5      | L      | 102 | 114 |
| 38  | Dec. 31 | @DAL  | 1-0      | W      | 103 | 114 |
| 39  | Jan. 3  | EDM   | 5-2      | W      | 108 | 116 |
| 40  | Jan. 5  | MIN   | 4-1      | W      | 112 | 117 |
| 41  | Jan. 7  | @ANA  | 2-5      | L      | 114 | 122 |
| 42  | Jan. 8  | @LA   | 7-0      | W      | 121 | 122 |
| 43  | Jan. 12 | @CBJ  | 1-2 (SO) | SOL    | 122 | 124 |
| 44  | Jan. 13 | CHI   | 2-3 (SO) | SOL    | 124 | 127 |
| 45  | Jan. 15 | CGY   | 3-0      | W      | 127 | 127 |
| 46  | Jan. 17 | ANA   | 1-2      | L      | 128 | 129 |
| 47  | Jan. 19 | STL   | 5-2      | W      | 133 | 131 |
| 48  | Jan. 21 | STL   | 6-3      | W      | 139 | 134 |
| 49  | Jan. 22 | @COL  | 4-0      | W      | 143 | 134 |
| 50  | Jan. 24 | @PHX  | 3-4 (OT) | OTL    | 146 | 138 |
| 51  | Jan. 29 | @BOS  | 1-3      | L      | 147 | 141 |
| 52  | Jan. 31 | CBJ   | 4-2      | W      | 151 | 143 |
| 53  | Feb. 2  | PHX   | 3-2 (OT) | W      | 154 | 145 |
| 54  | Feb. 5  | CAR   | 1-0      | W      | 155 | 145 |
| 55  | Feb. 7  | T.B.  | 1-2 (OT) | OTL    | 156 | 147 |
| 56  | Feb. 9  | @S.J. | 3-4      | L      | 159 | 151 |
| 57  | Feb. 10 | @PHX  | 6-3      | W      | 165 | 154 |
| 58  | Feb. 12 | DET   | 4-2      | W      | 169 | 156 |
| 59  | Feb. 14 | CHI   | 1-6      | L      | 170 | 162 |
| 60  | Feb. 16 | STL   | 2-1 (OT) | W      | 172 | 163 |
| 61  | Feb. 17 | @MIN  | 4-5 (OT) | OTL    | 176 | 168 |
| 62  | Feb. 19 | EDM   | 5-4      | W      | 181 | 172 |
| 63  | Feb. 21 | VAN   | 2-3 (SO) | SOL    | 183 | 175 |
| 64  | Feb. 23 | DAL   | 3-6      | L      | 186 | 181 |
| 65  | Feb. 27 | @BUF  | 4-8      | L      | 190 | 189 |
| 66  | Mar. 1  | @DAL  | 3-1      | W      | 193 | 190 |
| 67  | Mar. 4  | @EDM  | 5-1      | W      | 198 | 191 |
| 68  | Mar. 6  | @VAN  | 2-6      | L      | 200 | 197 |
| 69  | Mar. 7  | @CGY  | 2-1 (OT) | W      | 202 | 198 |
| 70  | Mar. 9  | @DET  | 3-4      | L      | 205 | 202 |
| 71  | Mar. 11 | S.J.  | 1-2      | L      | 206 | 204 |
| 72  | Mar. 13 | LA    | 1-4      | L      | 207 | 208 |
| 73  | Mar. 15 | @DET  | 3-1      | W      | 210 | 209 |
| 74  | Mar. 18 | WSH   | 2-4      | L      | 212 | 213 |
| 75  | Mar. 20 | DET   | 3-6      | L      | 215 | 219 |
| 76  | Mar. 22 | CHI   | 2-1 (SO) | W      | 217 | 220 |
| 77  | Mar. 25 | CBJ   | 3-0      | W      | 220 | 220 |
| 78  | Mar. 28 | @CBJ  | 2-0      | W      | 222 | 220 |
| 79  | Mar. 30 | @DET  | 0-1 (OT) | OTL    | 222 | 221 |
| 80  | Apr. 1  | @STL  | 4-3 (OT) | W      | 226 | 224 |
| 81  | Apr. 3  | STL   | 3-2      | W      | 229 | 226 |
| 82  | Apr. 4  | @CHI  | 1-3      | L      | 230 | 229 |



# TEAM HISTORY & RECORDS

## 2008-09 FINAL SCORING

Record: 40-34-8

General Manager: David Poile

Head Coach: Barry Trotz

Associate Coach: Brent Peterson

Assistant Coach: Peter Horachek

Captain: Jason Arnott

| PLAYER           | GP    | G  | A  | PTS | PIM |    |
|------------------|-------|----|----|-----|-----|----|
| J-P Dumont       | 82    | 16 | 49 | 65  | 20  |    |
| Jason Arnott     | 65    | 33 | 24 | 57  | 49  |    |
| Shea Weber       | 81    | 23 | 30 | 53  | 80  |    |
| Martin Erat      | 71    | 17 | 33 | 50  | 48  |    |
| Ryan Suter       | 82    | 7  | 38 | 45  | 73  |    |
| David Legwand    | 73    | 20 | 22 | 42  | 32  |    |
| Joel Ward        | 79    | 17 | 18 | 35  | 29  |    |
| Steve Sullivan   | 41    | 11 | 21 | 32  | 30  |    |
| Dan Hamhuis      | 82    | 3  | 23 | 26  | 67  |    |
| Radek Bonk       | 66    | 9  | 16 | 25  | 34  |    |
| Vernon Fiddler   | 78    | 11 | 6  | 17  | 24  |    |
| Ryan Jones       | 46    | 7  | 10 | 17  | 22  |    |
| Jordin Tootoo    | 72    | 4  | 12 | 16  | 124 |    |
| Jerred Smithson  | 82    | 4  | 9  | 13  | 49  |    |
| Rich Peverley    | NSH   | 27 | 2  | 7   | 9   | 15 |
| Kevin Klein      | 63    | 4  | 8  | 12  | 19  |    |
| Greg Zanon       | 82    | 4  | 7  | 11  | 38  |    |
| Ville Koistinen  | 38    | 3  | 8  | 11  | 14  |    |
| Scott Nichol     | 43    | 4  | 6  | 10  | 41  |    |
| Patric Hornqvist | 28    | 2  | 5  | 7   | 16  |    |
| Antti Pihlstrom  | 53    | 2  | 5  | 7   | 10  |    |
| Cal O'Reilly     | 11    | 3  | 2  | 5   | 2   |    |
| Greg de Vries    | 71    | 1  | 4  | 5   | 65  |    |
| Wade Belak       | NSH   | 38 | 0  | 2   | 2   | 54 |
|                  | FLA   | 15 | 0  | 0   | 0   | 25 |
|                  | Total | 53 | 0  | 2   | 2   | 79 |
| Nick Tarnasky    | NSH   | 11 | 0  | 1   | 1   | 17 |
| Pekka Rinne      | 52    | 0  | 1  | 1   | 6   |    |
| Mike Santorelli  | 7     | 0  | 0  | 0   | 2   |    |
| Jed Ortmeyer     | 2     | 0  | 0  | 0   | 0   |    |
| Alexander Sulzer | 2     | 0  | 0  | 0   | 0   |    |
| Dan Ellis        | 35    | 0  | 0  | 0   | 0   |    |

### GOALTENDING

|             | GPI | MINS | AVG  | W  | L  | OT | SO | GA  | SA   | SV%  | G | A | PIM |
|-------------|-----|------|------|----|----|----|----|-----|------|------|---|---|-----|
| Pekka Rinne | 52  | 2999 | 2.38 | 29 | 15 | 4  | 7  | 119 | 1435 | .917 | 0 | 1 | 6   |
| Dan Ellis   | 35  | 1965 | 2.93 | 11 | 19 | 4  | 3  | 96  | 963  | .900 | 0 | 0 | 2   |
| NSH TOTALS  | 82  |      | 2.74 | 40 | 34 | 8  | 10 | 228 | 2411 | .905 | 0 | 1 | 8   |

### RESULTS

| GM# | Date   | OPP  | Score    | Result | GF  | GA  |
|-----|--------|------|----------|--------|-----|-----|
| 1   | Oct 10 | @STL | 2-5      | L      | 2   | 5   |
| 2   | Oct 11 | DAL  | 3-1      | W      | 5   | 6   |
| 3   | Oct 13 | @CHI | 3-2 (SO) | W      | 8   | 8   |
| 4   | Oct 15 | @DAL | 4-6      | L      | 12  | 14  |
| 5   | Oct 17 | @CBJ | 3-5      | L      | 15  | 19  |
| 6   | Oct 18 | CBJ  | 6-3      | W      | 21  | 22  |
| 7   | Oct 23 | CGY  | 3-5      | L      | 24  | 27  |
| 8   | Oct 25 | LA   | 5-4      | W      | 29  | 31  |
| 9   | Oct 28 | @WSH | 3-4 (SO) | SOL    | 32  | 35  |
| 10  | Oct 30 | EDM  | 3-1      | W      | 35  | 36  |
| 11  | Nov 1  | FLA  | 3-2 (SO) | W      | 38  | 38  |
| 12  | Nov 4  | @VAN | 0-4      | L      | 38  | 42  |
| 13  | Nov 6  | @CGY | 6-7      | L      | 44  | 49  |
| 14  | Nov 8  | @COL | 0-1      | L      | 44  | 50  |
| 15  | Nov 11 | @S.J | 4-3 (OT) | W      | 48  | 53  |
| 16  | Nov 14 | @ANA | 4-3 (OT) | W      | 52  | 56  |
| 17  | Nov 15 | @LA  | 3-1      | W      | 55  | 57  |
| 18  | Nov 17 | S.J  | 1-4      | L      | 56  | 61  |
| 19  | Nov 21 | @T.B | 1-4      | L      | 57  | 65  |
| 20  | Nov 23 | @CAR | 5-2      | W      | 62  | 67  |
| 21  | Nov 25 | STL  | 0-1 (SO) | SOL    | 62  | 68  |
| 22  | Nov 28 | @ATL | 4-3 (OT) | W      | 66  | 71  |
| 23  | Nov 29 | MIN  | 2-6      | L      | 68  | 77  |
| 24  | Dec 1  | @BUF | 2-0      | W      | 70  | 77  |
| 25  | Dec 4  | COL  | 3-2      | W      | 73  | 79  |
| 26  | Dec 6  | MIN  | 1-0      | W      | 74  | 79  |
| 27  | Dec 8  | @STL | 3-6      | L      | 77  | 85  |
| 28  | Dec 9  | VAN  | 1-3      | L      | 78  | 88  |
| 29  | Dec 11 | @CBJ | 1-2 (SO) | SOL    | 79  | 90  |
| 30  | Dec 13 | DAL  | 3-0      | W      | 82  | 90  |
| 31  | Dec 18 | @PHX | 1-2      | L      | 83  | 92  |
| 32  | Dec 20 | NYI  | 1-0      | W      | 84  | 92  |
| 33  | Dec 23 | @FLA | 0-3      | L      | 84  | 95  |
| 34  | Dec 26 | DET  | 3-2      | W      | 87  | 97  |
| 35  | Dec 28 | @EDM | 2-5      | L      | 89  | 102 |
| 36  | Dec 29 | @COL | 1-5      | L      | 90  | 107 |
| 37  | Jan 1  | VAN  | 1-2      | L      | 91  | 109 |
| 38  | Jan 3  | CGY  | 2-3      | L      | 93  | 112 |
| 39  | Jan 6  | COL  | 1-2      | L      | 94  | 114 |
| 40  | Jan 8  | PIT  | 5-3      | W      | 99  | 117 |
| 41  | Jan 10 | CHI  | 4-1      | W      | 103 | 118 |
| 42  | Jan 11 | @CHI | 1-3      | L      | 104 | 121 |
| 43  | Jan 13 | @TOR | 2-0      | W      | 106 | 121 |
| 44  | Jan 15 | @MTL | 2-3      | L      | 108 | 124 |
| 45  | Jan 17 | ATL  | 2-7      | L      | 110 | 131 |
| 46  | Jan 19 | N.J  | 1-3      | L      | 111 | 134 |
| 47  | Jan 28 | @VAN | 5-3      | W      | 116 | 137 |
| 48  | Jan 30 | @CGY | 1-3      | L      | 117 | 140 |
| 49  | Feb 1  | @EDM | 2-1      | W      | 119 | 141 |
| 50  | Feb 3  | PHX  | 2-1      | W      | 121 | 142 |
| 51  | Feb 5  | ANA  | 4-2      | W      | 125 | 144 |
| 52  | Feb 6  | @MIN | 2-0      | W      | 127 | 144 |
| 53  | Feb 8  | @DAL | 1-4      | L      | 128 | 148 |
| 54  | Feb 10 | DET  | 3-5      | L      | 133 | 153 |
| 55  | Feb 12 | STL  | 4-3 (SO) | W      | 135 | 156 |
| 56  | Feb 14 | BOS  | 3-2 (SO) | W      | 138 | 158 |
| 57  | Feb 16 | OTT  | 0-2      | L      | 138 | 160 |
| 58  | Feb 18 | @DET | 2-6      | L      | 140 | 166 |
| 59  | Feb 19 | STL  | 1-2 (OT) | OTL    | 141 | 168 |
| 60  | Feb 21 | @STL | 1-0 (OT) | W      | 142 | 168 |
| 61  | Feb 24 | CHI  | 5-3      | W      | 147 | 171 |
| 62  | Feb 26 | PHX  | 4-1      | W      | 151 | 172 |
| 63  | Feb 28 | DET  | 8-0      | W      | 159 | 172 |
| 64  | Mar 3  | EDM  | 6-5 (OT) | W      | 165 | 177 |
| 65  | Mar 5  | CBJ  | 4-2      | W      | 169 | 179 |
| 66  | Mar 7  | @PHI | 1-4      | L      | 170 | 183 |
| 67  | Mar 10 | WSH  | 1-2 (OT) | OTL    | 171 | 185 |
| 68  | Mar 12 | NYR  | 2-4      | L      | 173 | 189 |
| 69  | Mar 14 | @PHX | 2-0      | W      | 175 | 189 |
| 70  | Mar 16 | @LA  | 4-3      | W      | 179 | 192 |
| 71  | Mar 18 | @ANA | 3-4 (OT) | OTL    | 182 | 196 |
| 72  | Mar 19 | @S.J | 2-3 (SO) | SOL    | 184 | 199 |
| 73  | Mar 24 | ANA  | 1-2 (SO) | SOL    | 185 | 201 |
| 74  | Mar 26 | S.J  | 3-2      | W      | 188 | 203 |
| 75  | Mar 28 | LA   | 4-3 (OT) | W      | 192 | 206 |
| 76  | Mar 29 | @DET | 4-3      | W      | 196 | 209 |
| 77  | Mar 31 | @CBJ | 1-2      | L      | 197 | 211 |
| 78  | Apr 3  | @CHI | 1-3      | L      | 198 | 214 |
| 79  | Apr 4  | CBJ  | 5-4 (SO) | W      | 203 | 218 |
| 80  | Apr 7  | CHI  | 2-4      | L      | 205 | 222 |
| 81  | Apr 9  | @DET | 4-3 (SO) | W      | 209 | 225 |
| 82  | Apr 10 | @MIN | 4-8      | L      | 213 | 233 |

# TEAM HISTORY & RECORDS

## 2009-10 FINAL SCORING

### RESULTS

| GM# | Date     | OPP  | Score    | Result | GF  | GA  |
|-----|----------|------|----------|--------|-----|-----|
| 1   | Oct 3    | @DAL | 3-2 (SO) | W      | 3   | 2   |
| 2   | Oct 8    | COL  | 3-2      | W      | 6   | 4   |
| 3   | Oct 10   | BUF  | 0-1      | L      | 6   | 5   |
| 4   | Oct 12   | EDM  | 1-6      | L      | 7   | 11  |
| 5   | Oct 14   | @DAL | 0-6      | L      | 7   | 17  |
| 6   | Oct 15   | CHI  | 1-3      | L      | 8   | 20  |
| 7   | Oct 17   | @WSH | 2-3 (SO) | SOL    | 10  | 23  |
| 8   | Oct 21   | @BOS | 2-3      | L      | 12  | 26  |
| 9   | Oct 22   | @OTT | 6-5 (OT) | W      | 18  | 31  |
| 10  | Oct 24   | @CHI | 0-2      | L      | 18  | 33  |
| 11  | Oct 28   | @MIN | 4-3      | W      | 22  | 36  |
| 12  | Oct 29   | CHI  | 2-0      | W      | 24  | 36  |
| 13  | Oct 31   | DAL  | 4-2      | W      | 28  | 38  |
| 14  | Nov 5    | @ANA | 0-4      | L      | 28  | 42  |
| 15  | Nov 7    | @LA  | 3-1      | W      | 31  | 43  |
| 16  | Nov 10   | @S.J | 3-4      | L      | 34  | 47  |
| 17  | Nov 12   | @STL | 3-1      | W      | 37  | 48  |
| 18  | Nov 14   | MTL  | 2-0      | W      | 39  | 48  |
| 19  | Nov 17   | S.J  | 4-3      | W      | 43  | 51  |
| 20  | Nov 19   | N.J  | 3-2 (SO) | W      | 46  | 53  |
| 21  | Nov 21   | CBJ  | 4-3 (SO) | W      | 50  | 56  |
| 22  | Nov 23   | DET  | 3-1      | W      | 53  | 57  |
| 23  | Nov 25   | @COL | 4-3 (OT) | W      | 57  | 60  |
| 24  | Nov 27   | STL  | 1-3      | L      | 58  | 63  |
| 25  | Nov 28   | FLA  | 4-1      | W      | 62  | 64  |
| 26  | Nov 30   | CGY  | 0-5      | L      | 62  | 69  |
| 27  | Dec 2    | @MIN | 4-5 (OT) | OTL    | 66  | 74  |
| 28  | Dec 4    | @CHI | 4-1      | W      | 70  | 75  |
| 29  | Dec 5    | MIN  | 3-5      | L      | 73  | 80  |
| 30  | Dec 8    | VAN  | 4-2      | W      | 77  | 82  |
| 31  | Dec 10   | CBJ  | 4-3 (SO) | W      | 81  | 85  |
| 32  | Dec 12   | DET  | 2-3 (OT) | OTL    | 83  | 88  |
| 33  | Dec 14   | @CBJ | 5-3      | W      | 88  | 91  |
| 34  | Dec 15   | T.B  | 7-4      | W      | 95  | 95  |
| 35  | Dec 17   | @EDM | 6-3      | W      | 101 | 98  |
| 36  | Dec 19   | @CGY | 5-3      | W      | 106 | 101 |
| 37  | Dec 22   | @VAN | 1-4      | L      | 107 | 105 |
| 38  | Dec 26   | CHI  | 1-4      | L      | 108 | 109 |
| 39  | Dec 27   | @CHI | 4-5      | L      | 112 | 114 |
| 40  | Dec 29   | @STL | 4-3      | W      | 116 | 117 |
| 41  | Dec 31   | @CBJ | 2-1 (OT) | W      | 118 | 118 |
| 42  | Jan 2    | ANA  | 3-1      | W      | 121 | 119 |
| 43  | Jan 5    | CGY  | 1-3      | L      | 122 | 122 |
| 44  | Jan 7    | CAR  | 4-2      | W      | 126 | 124 |
| 45  | Jan 9    | ANA  | 2-3      | L      | 128 | 127 |
| 46  | Jan 11   | @VAN | 3-2      | W      | 131 | 129 |
| 47  | Jan 12   | @EDM | 5-3      | W      | 136 | 132 |
| 48  | Jan 15   | @CGY | 1-0      | W      | 137 | 132 |
| 49  | Jan 18   | TOR  | 3-4      | L      | 140 | 136 |
| 50  | Jan 21   | @PHX | 2-4      | L      | 142 | 140 |
| 51  | Jan 22   | @COL | 1-2      | L      | 143 | 142 |
| 52  | Jan 26   | @CBJ | 2-3      | L      | 145 | 145 |
| 53  | Jan 29   | @DET | 2-4      | L      | 147 | 149 |
| 54  | Jan 30   | ATL  | 4-3      | W      | 151 | 152 |
| 55  | Feb 2    | PHX  | 0-1 (SO) | SOL    | 151 | 153 |
| 56  | Feb 4    | COL  | 5-3      | W      | 156 | 156 |
| 57  | Feb 6    | S.J  | 3-4      | L      | 159 | 160 |
| 58  | Feb 9    | @NYI | 3-4 (SO) | SOL    | 162 | 164 |
| 59  | Feb 10   | @NYR | 2-1      | W      | 164 | 165 |
| 60  | Feb 12   | @N.J | 2-5      | L      | 166 | 170 |
| 61  | Feb 14   | @PIT | 4-3 (SO) | W      | 170 | 173 |
| 62  | Mar 2    | EDM  | 4-3      | W      | 174 | 176 |
| 63  | Mar 4    | LA   | 4-2      | W      | 178 | 178 |
| 64  | Mar 5    | @DET | 2-5      | L      | 180 | 183 |
| 65  | Mar 7    | VAN  | 2-4      | L      | 182 | 187 |
| 66  | Mar 9    | @ATL | 2-1      | W      | 184 | 188 |
| 67  | Mar 11   | @S.J | 5-8      | L      | 189 | 196 |
| 68  | Mar 12   | @ANA | 1-0      | W      | 190 | 196 |
| 69  | Mar 14   | @LA  | 3-2      | W      | 193 | 198 |
| 70  | Mar 16   | PHI  | 4-3 (SO) | W      | 197 | 201 |
| 71  | Mar 18   | MIN  | 5-0      | W      | 202 | 201 |
| 72  | Mar 20   | CBJ  | 1-0 (OT) | W      | 203 | 201 |
| 73  | Mar 21   | @STL | 3-2      | W      | 206 | 203 |
| 74  | Mar 23   | DAL  | 1-3      | L      | 207 | 206 |
| 75  | Mar 25   | PHX  | 4-3 (SO) | W      | 211 | 209 |
| 76  | Mar 27   | DET  | 0-1 (SO) | SOL    | 211 | 210 |
| 77  | Mar 29   | @FLA | 3-2 (OT) | W      | 214 | 212 |
| 78  | Mar 30   | LA   | 0-2      | L      | 214 | 214 |
| 79  | April 1  | STL  | 3-2      | W      | 217 | 216 |
| 80  | April 3  | @DET | 4-3 (OT) | W      | 221 | 219 |
| 81  | April 7  | @PHX | 2-5      | L      | 223 | 224 |
| 82  | April 10 | STL  | 2-1 (SO) | W      | 225 | 225 |

Record: 47-29-6

General Manager: David Poile

Head Coach: Barry Trotz

Associate Coach: Brent Peterson

Assistant Coach: Peter Horachek

Captain: Shea Weber

| PLAYER             |       | GP | G  | A  | PTS | PIM |
|--------------------|-------|----|----|----|-----|-----|
| Patric Hornqvist   |       | 80 | 30 | 21 | 51  | 40  |
| Steve Sullivan     |       | 82 | 17 | 34 | 51  | 35  |
| Martin Erat        |       | 74 | 21 | 28 | 49  | 50  |
| Jason Arnott       |       | 63 | 19 | 27 | 46  | 26  |
| J.P. Dumont        |       | 74 | 17 | 28 | 45  | 20  |
| Shea Weber         |       | 78 | 16 | 27 | 43  | 36  |
| David Legwand      |       | 82 | 11 | 27 | 38  | 24  |
| Ryan Suter         |       | 82 | 4  | 33 | 37  | 48  |
| Joel Ward          |       | 71 | 13 | 21 | 34  | 18  |
| Marcel Goc         |       | 73 | 12 | 18 | 30  | 14  |
| Dustin Boyd        | NSH   | 18 | 3  | 2  | 5   | 4   |
|                    | CGY   | 60 | 8  | 11 | 19  | 15  |
|                    | Total | 78 | 11 | 13 | 24  | 19  |
| Dan Hamhuis        |       | 78 | 5  | 19 | 24  | 49  |
| Denis Grebeshkov   | NSH   | 4  | 1  | 1  | 2   | 6   |
|                    | EDM   | 47 | 6  | 13 | 19  | 26  |
|                    | Total | 51 | 7  | 14 | 21  | 32  |
| Cody Franson       |       | 61 | 6  | 15 | 21  | 16  |
| Jordin Tootoo      |       | 51 | 6  | 10 | 16  | 40  |
| Colin Wilson       |       | 35 | 8  | 7  | 15  | 7   |
| Jerred Smithson    |       | 69 | 9  | 4  | 13  | 54  |
| Ryan Jones         | NSH   | 41 | 7  | 4  | 11  | 18  |
| Francis Bouillon   |       | 81 | 3  | 8  | 11  | 50  |
| Cal O'Reilly       |       | 31 | 2  | 9  | 11  | 4   |
| Kevin Klein        |       | 81 | 1  | 10 | 11  | 27  |
| Dave Scatchard     |       | 16 | 3  | 2  | 5   | 17  |
| Michael Santorelli |       | 25 | 2  | 1  | 3   | 8   |
| Andreas Thuresson  |       | 22 | 1  | 2  | 3   | 4   |
| Nick Spaling       |       | 28 | 0  | 3  | 3   | 0   |
| Alexander Sulzer   |       | 20 | 0  | 2  | 2   | 4   |
| Wade Belak         |       | 39 | 0  | 2  | 2   | 58  |
| Dan Ellis          |       | 31 | 0  | 1  | 1   | 4   |
| Teemu Laakso       |       | 7  | 0  | 0  | 0   | 2   |
| Peter Olvecky      |       | 1  | 0  | 0  | 0   | 0   |
| Triston Grant      |       | 3  | 0  | 0  | 0   | 9   |
| Ben Guite          |       | 6  | 0  | 0  | 0   | 4   |
| Pekka Rinne        |       | 58 | 0  | 0  | 0   | 2   |

# TEAM HISTORY & RECORDS

## RECORD BY GAME

| BEST |        |            |         |           |  |
|------|--------|------------|---------|-----------|--|
| Game | Points | # of Times | Record  | Last Time |  |
| 1    | 1      | 6          | 1-0-0   | 2010-11   |  |
| 2    | 4      | 3          | 2-0-0   | 2009-10   |  |
| 3    | 6      | 1          | 3-0-0   | 2005-06   |  |
| 4    | 8      | 1          | 4-0-0   | 2005-06   |  |
| 5    | 10     | 1          | 5-0-0   | 2005-06   |  |
| 6    | 12     | 1          | 6-0-0   | 2005-06   |  |
| 7    | 14     | 1          | 7-0-0   | 2005-06   |  |
| 8    | 16     | 1          | 8-0-0   | 2005-06   |  |
| 9    | 17     | 1          | 8-0-1   | 2005-06   |  |
| 10   | 17     | 1          | 8-1-1   | 2005-06   |  |
| 11   | 17     | 1          | 8-2-1   | 2005-06   |  |
| 12   | 18     | 1          | 8-2-2   | 2005-06   |  |
| 13   | 19     | 2          | 9-3-1   | 2006-07   |  |
| 14   | 21     | 1          | 9-2-3   | 2005-06   |  |
| 15   | 23     | 1          | 10-2-3  | 2005-06   |  |
| 16   | 25     | 1          | 11-2-3  | 2005-06   |  |
| 17   | 27     | 1          | 12-2-3  | 2005-06   |  |
| 18   | 27     | 1          | 12-3-3  | 2005-06   |  |
| 19   | 29     | 1          | 13-3-3  | 2005-06   |  |
| 20   | 31     | 1          | 14-3-3  | 2005-06   |  |
| 21   | 31     | 1          | 14-4-3  | 2005-06   |  |
| 22   | 33     | 1          | 15-4-3  | 2005-06   |  |
| 23   | 35     | 1          | 16-4-3  | 2005-06   |  |
| 24   | 37     | 1          | 17-4-3  | 2005-06   |  |
| 25   | 39     | 1          | 18-4-3  | 2005-06   |  |
| 26   | 39     | 1          | 18-5-3  | 2005-06   |  |
| 27   | 39     | 1          | 18-4-3  | 2005-06   |  |
| 28   | 39     | 2          | 18-7-3  | 2006-07   |  |
| 29   | 41     | 1          | 19-7-3  | 2005-06   |  |
| 30   | 43     | 1          | 20-7-3  | 2005-06   |  |
| 31   | 45     | 1          | 21-7-3  | 2005-06   |  |
| 32   | 47     | 1          | 22-7-3  | 2005-06   |  |
| 33   | 49     | 1          | 23-7-3  | 2005-06   |  |
| 34   | 51     | 1          | 24-7-3  | 2005-06   |  |
| 35   | 51     | 1          | 24-8-3  | 2005-06   |  |
| 36   | 51     | 2          | 24-9-3  | 2006-07   |  |
| 37   | 53     | 1          | 25-9-3  | 2006-07   |  |
| 38   | 53     | 1          | 25-10-3 | 2006-07   |  |
| 39   | 55     | 1          | 26-10-3 | 2006-07   |  |
| 40   | 55     | 1          | 26-11-3 | 2006-07   |  |
| 41   | 57     | 1          | 27-11-3 | 2006-07   |  |
| 42   | 59     | 1          | 28-11-3 | 2006-07   |  |
| 43   | 61     | 1          | 29-11-3 | 2006-07   |  |
| 44   | 63     | 1          | 30-11-3 | 2006-07   |  |
| 45   | 65     | 1          | 31-11-3 | 2006-07   |  |
| 46   | 67     | 1          | 32-11-3 | 2006-07   |  |
| 47   | 67     | 1          | 32-12-3 | 2006-07   |  |
| 48   | 69     | 1          | 33-12-3 | 2006-07   |  |
| 49   | 71     | 1          | 34-12-3 | 2006-07   |  |
| 50   | 73     | 1          | 35-12-3 | 2006-07   |  |
| 51   | 75     | 1          | 36-12-3 | 2006-07   |  |
| 52   | 75     | 1          | 36-13-3 | 2006-07   |  |
| 53   | 75     | 1          | 36-14-3 | 2006-07   |  |
| 54   | 77     | 1          | 37-14-3 | 2006-07   |  |
| 55   | 77     | 1          | 37-15-3 | 2006-07   |  |
| 56   | 79     | 1          | 38-15-3 | 2006-07   |  |
| 57   | 79     | 1          | 38-16-3 | 2006-07   |  |
| 58   | 81     | 1          | 39-16-3 | 2006-07   |  |
| 59   | 81     | 1          | 39-17-3 | 2006-07   |  |
| 60   | 81     | 1          | 39-18-3 | 2006-07   |  |
| 61   | 83     | 1          | 40-18-3 | 2006-07   |  |
| 62   | 84     | 1          | 40-18-4 | 2006-07   |  |
| 63   | 86     | 1          | 41-18-4 | 2006-07   |  |
| 64   | 88     | 1          | 42-18-4 | 2006-07   |  |
| 65   | 90     | 1          | 43-18-4 | 2006-07   |  |
| 66   | 92     | 1          | 44-18-4 | 2006-07   |  |
| 67   | 94     | 1          | 44-18-5 | 2006-07   |  |
| 68   | 94     | 1          | 44-18-6 | 2006-07   |  |
| 69   | 96     | 1          | 45-18-6 | 2006-07   |  |
| 70   | 98     | 1          | 46-18-6 | 2006-07   |  |
| 71   | 98     | 1          | 46-19-6 | 2006-07   |  |
| 72   | 98     | 1          | 46-20-6 | 2006-07   |  |
| 73   | 100    | 1          | 47-20-6 | 2006-07   |  |
| 74   | 100    | 1          | 47-21-6 | 2006-07   |  |
| 75   | 101    | 1          | 47-21-7 | 2006-07   |  |
| 76   | 103    | 1          | 48-21-7 | 2006-07   |  |
| 77   | 105    | 1          | 49-21-7 | 2006-07   |  |
| 78   | 105    | 1          | 49-22-7 | 2006-07   |  |
| 79   | 105    | 1          | 49-23-7 | 2006-07   |  |
| 80   | 106    | 1          | 49-23-8 | 2006-07   |  |
| 81   | 104    | 1          | 50-23-8 | 2006-07   |  |
| 82   | 106    | 1          | 51-23-8 | 2006-07   |  |

| WORST |        |            |           |           |  |
|-------|--------|------------|-----------|-----------|--|
| Game  | Points | # of Times | Record    | Last Time |  |
| 1     | 0      | 6          | 0-1-0     | 2008-09   |  |
| 2     | 0      | 3          | 0-2-0     | 2006-07   |  |
| 3     | 0      | 1          | 0-3-0     | 2006-07   |  |
| 4     | 2      | 2          | 1-3-0     | 2006-07   |  |
| 5     | 3      | 3          | 0-2-0-2   | 2002-03   |  |
| 6     | 3      | 2          | 0-2-1-2   | 2002-03   |  |
| 7     | 3      | 2          | 1-3-1-0   | 1999-00   |  |
| 8     | 4      | 1          | 0-3-1-2   | 2002-03   |  |
| 9     | 5      | 1          | 1-4-1     | 1998-99   |  |
| 10    | 6      | 1          | 0-4-1-2   | 2002-03   |  |
| 11    | 7      | 1          | 1-5-1     | 1998-99   |  |
| 12    | 7      | 1          | 2-6-0     | 2007-08   |  |
| 13    | 8      | 1          | 1-5-1-2   | 2002-03   |  |
| 14    | 10     | 2          | 1-5-3-3   | 2002-03   |  |
| 15    | 10     | 1          | 1-5-4     | 2002-03   |  |
| 16    | 10     | 1          | 1-6-1-4   | 2002-03   |  |
| 17    | 11     | 1          | 1-6-2-4   | 2002-03   |  |
| 18    | 11     | 1          | 2-6-2-4   | 2002-03   |  |
| 19    | 12     | 1          | 4-8-2-0   | 2001-02   |  |
| 20    | 12     | 1          | 2-7-2-4   | 2002-03   |  |
| 21    | 14     | 1          | 2-8-2-4   | 2002-03   |  |
| 22    | 14     | 1          | 2-8-3-4   | 2002-03   |  |
| 23    | 16     | 1          | 2-9-3-4   | 2002-03   |  |
| 24    | 16     | 1          | 2-9-4-4   | 2002-03   |  |
| 25    | 18     | 1          | 2-10-4-4  | 2002-03   |  |
| 26    | 20     | 1          | 3-10-4-4  | 2002-03   |  |
| 27    | 20     | 1          | 3-11-4-4  | 2002-03   |  |
| 28    | 20     | 1          | 4-11-4-4  | 2002-03   |  |
| 29    | 21     | 2          | 4-12-4-4  | 2002-03   |  |
| 30    | 22     | 1          | 5-12-4-4  | 2002-03   |  |
| 31    | 22     | 1          | 6-12-4-4  | 2002-03   |  |
| 32    | 23     | 1          | 6-13-4-4  | 2002-03   |  |
| 33    | 24     | 2          | 6-14-4-4  | 2002-03   |  |
| 34    | 26     | 2          | 6-14-5-4  | 2002-03   |  |
| 35    | 27     | 1          | 9-17-1-2  | 1999-00   |  |
| 36    | 28     | 1          | 9-17-2-2  | 1999-00   |  |
| 37    | 30     | 1          | 9-18-2-2  | 1999-00   |  |
| 38    | 30     | 1          | 7-16-5-4  | 2002-03   |  |
| 39    | 31     | 1          | 9-18-3-2  | 1999-00   |  |
| 40    | 32     | 1          | 7-16-6-4  | 2002-03   |  |
| 41    | 32     | 1          | 9-18-4-2  | 1999-00   |  |
| 42    | 34     | 1          | 8-16-6-4  | 2002-03   |  |
| 43    | 34     | 1          | 10-18-5-2 | 1999-00   |  |
| 44    | 36     | 1          | 9-17-6-4  | 2002-03   |  |
| 45    | 36     | 1          | 10-17-6-4 | 2002-03   |  |
| 46    | 36     | 1          | 10-18-6-4 | 2002-03   |  |
| 47    | 38     | 1          | 10-18-7-4 | 2002-03   |  |
| 48    | 40     | 1          | 14-22-4-4 | 1998-99   |  |
| 49    | 40     | 1          | 14-23-4-4 | 1998-99   |  |
| 50    | 41     | 1          | 15-23-4-4 | 1998-99   |  |
| 51    | 41     | 1          | 15-24-4-4 | 1998-99   |  |
| 52    | 41     | 1          | 16-24-4-4 | 1998-99   |  |
| 53    | 43     | 1          | 16-25-4-4 | 1998-99   |  |
| 54    | 43     | 1          | 16-26-4-4 | 1998-99   |  |
| 55    | 43     | 1          | 17-26-4-4 | 1998-99   |  |
| 56    | 44     | 1          | 18-26-4-4 | 1998-99   |  |
| 57    | 46     | 1          | 18-27-4-4 | 1998-99   |  |
| 58    | 46     | 1          | 18-27-5-4 | 1998-99   |  |
| 59    | 48     | 1          | 18-27-5-4 | 1998-99   |  |
| 60    | 48     | 1          | 18-28-5-4 | 1998-99   |  |
| 61    | 48     | 1          | 18-29-5-4 | 1998-99   |  |
| 62    | 50     | 1          | 18-29-5-4 | 1998-99   |  |
| 63    | 50     | 1          | 18-29-5-4 | 1998-99   |  |
| 64    | 50     | 1          | 18-29-5-4 | 1998-99   |  |
| 65    | 50     | 1          | 18-29-5-4 | 1998-99   |  |
| 66    | 52     | 1          | 18-29-5-4 | 1998-99   |  |
| 67    | 54     | 1          | 18-29-5-4 | 1998-99   |  |
| 68    | 54     | 1          | 18-29-5-4 | 1998-99   |  |
| 69    | 54     | 1          | 18-29-5-4 | 1998-99   |  |
| 70    | 55     | 1          | 18-29-5-4 | 1998-99   |  |
| 71    | 57     | 1          | 18-29-5-4 | 1998-99   |  |
| 72    | 57     | 1          | 18-29-5-4 | 1998-99   |  |
| 73    | 57     | 1          | 18-29-5-4 | 1998-99   |  |
| 74    | 59     | 1          | 18-29-5-4 | 1998-99   |  |
| 75    | 59     | 1          | 18-29-5-4 | 1998-99   |  |
| 76    | 61     | 1          | 18-29-5-4 | 1998-99   |  |
| 77    | 61     | 1          | 18-29-5-4 | 1998-99   |  |
| 78    | 63     | 1          | 18-29-5-4 | 1998-99   |  |
| 79    | 63     | 1          | 18-29-5-4 | 1998-99   |  |
| 80    | 63     | 1          | 18-29-5-4 | 1998-99   |  |
| 81    | 63     | 1          | 18-29-5-4 | 1998-99   |  |
| 82    | 63     | 1          | 18-29-5-4 | 1998-99   |  |

# TEAM HISTORY & RECORDS

## ROOKIES & VETERANS, BY THE NUMBERS & ALL-TIME ATTENDANCE

| ROOKIES & VETERANS |                    |                  |                    |
|--------------------|--------------------|------------------|--------------------|
| YOUNGEST PREDATORS |                    | ELDEST PREDATORS |                    |
| Name               | Age (Years, Days)  | Name             | Age (Years, Days)  |
| Scott Hartnell     | 18 years, 172 days | Martin Gelinas   | 37 years, 262 days |
| David Legwand      | 18 years, 243 days | Steve Sullivan   | 36 years, 301 days |
| Scottie Upshall    | 19 years, 8 days   | Stu Grimson      | 36 years, 206 days |
| Colin Wilson       | 19 years, 357 days | Cliff Ronning    | 36 years, 165 days |
| Martin Erat        | 20 years, 38 days  | Greg de Vries    | 36 years, 97 days  |
| Alexander Radulov  | 20 years, 108 days | Bill Houlder     | 36 years, 26 days  |
| Petr Sykora        | 20 years, 114 days | Brent Gilchrist  | 36 years, 3 days   |
| Shea Weber         | 20 years, 145 days | Jason Arnott     | 35 years, 198 days |
| Timofei Shishkanov | 20 years, 195 days | Francis Bouillon | 35 years, 91 days  |
| Jordin Tootoo      | 20 years, 249 days | Wade Flaherty    | 35 years, 68 days  |

Age determined at first game for youngest Predators, last game (regular season or playoffs) for the eldest.

| PREDATORS BY THE NUMBERS |   |       |   |
|--------------------------|---|-------|---|
| 1...                     | Mike Dunham, Drew MacIntyre   | 29... | Tomas Vokoun, Joel Ward   |
| 2...                     | Rob Zetter, Dan Keczer, Dan Hamhuis   | 30... | Chris Mason   |
| 3...                     | Bill Houlder, Karlis Skrastins, Marek Zidlicky, Wade Belak  | 31... | Brian Finley, Mark Dekanich   |
| 4...                     | Jay More, Mark Eaton, Vitaly Vishnevskiy, Ville Koistinen, Teemu Laakso, Cody Franson                         | 32... | Jeff Daniels, Cale Hulse, Mathieu Darche, Cody Franson, Teemu Laakso  |
| 5...                     | Jan Vopat, Andy Delmore, Tomas Kloucek, Brad Bombardir, Greg Zanon, Blake Geoffrion                           | 33... | Marc Moro, Vladimir Orszag, Colin Wilson  |
| 6...                     | Bob Boughner, Stan Neckar, Shea Weber   | 34... | Corey Hirsch, Adam Hall, Wade Flaherty, Shane Hnidy, Sheldon Brookbank  |
| 7...                     | Jeff Nelson, Cliff Ronning, Scottie Upshall, Greg de Vries, Jonathon Blum                                     | 35... | Eric Fichaud, Jan Lasak, Pekka Rinne  |
| 8...                     | Doug Friedman, Craig Millar, Stu Grimson, Kevin Klein   | 36... | J.J. Daigneault, Niklas Andersson, Sean Haggerty, Robert Schnabel, Peter Olvecky                                  |
| 9...                     | Darren Turcotte, Greg Klassen, Sergei Zholtok, Paul Kariya, Marcel Goc  | 37... | Jeremy Stevenson, Greg Zanon, Rich Peverley, Denis Grebeshkov   |
| 10...                    | Patric Kjellberg, Clarke Wilm, Martin Erat  | 38... | Alexandre Boikov, Vernon Fiddler, Wade Scatchard  |
| 11...                    | David Legwand   | 39... | Marian Cisar, Domenic Pittis, Dan Ellis, Anders Lindback  |
| 12...                    | Brad Smyth, Rob Valicevic, Yves Sarault, Reid Simpson, Scott Nichol, Andreas Thuresson, Mike Fisher           | 40... | Karlis Skrastins, David Gosselin, Mike Farrell  |
| 13...                    | Jere Karalahti, Nick Spaling  | 41... | Richard Lintner, Brent Gilchrist, Simon Gamache, Jed Ortmeyer   |
| 14...                    | Rich Brennan, Brett Hauer, Steve Dubinsky, Jon Sim, Oleg Petrov, Jordin Tootoo, Ramzi Abid, Radek Bonk        | 42... | Joel Bouchard, Pavel Skrbek, Robert Schnabel, Andrew Hutchinson, Jerred Smithson, Mikko Lehtonen, Antti Pihlstrom |
| 15...                    | Drake Berehowsky, Petr Tenkrat, Murr Murray, Kris Beech, Josh Langfeld, Matthew Lombardi                      | 43... | Vitali Yachmenev  |
| 16...                    | Ville Pelttonen, Marc Moro, Jere Karalahti, Denis Pederson, Timofei Shishkanov, Darcy Hordichuk, Cal O'Reilly | 44... | Kimmo Timonen, Alexander Sulzer   |
| 17...                    | Patrick Cote, Scott Hartnell, Jan Hlavac  | 45... | Jason Morgan  |
| 18...                    | Mark Mowers, Adam Hall, Mike Santorelli   | 46... | Wyatt Smith   |
| 19...                    | Andrew Brunette, Mike Watt, Martin Erat, Jim McKenzie, Brendan Witt, Jason Arnott                             | 47... | Matt Henderson, Libor Pivko, Alexander Radulov  |
| 20...                    | Jamie Heward, John Namestnikov, Nathan Perrott, Oleg Petrov, Todd Warriner, Simon Gamache, Ryan Suter         | 48... | Jonas Andersson, Shea Weber, Cal O'Reilly   |
| 21...                    | Tom Fitzgerald, Andreas Johansson, Peter Forsberg, Triston Grant  | 49... | Rory Fitzpatrick, Kevin Klein, Michael Leighton   |
| 22...                    | Greg Johnson, Jordin Tootoo   | 50... | Petr Sykora   |
| 23...                    | Blair Atcheynum, Bill Houlder, Jamie Allison, Martin Gelinas  | 51... | Francis Bouillon  |
| 24...                    | Scott Walker, Brandon Bochenski, Ben Guite, Matt Halischuk  | 52... | Alexander Sulzer  |
| 25...                    | Sergei Krivokrasov, Denis Arhipov, Jerred Smithson  | 53... | Mike Santorelli, Chris Mueller  |
| 26...                    | Phil Crowe, Bubba Benoit, Wade Brookbank, Steve Sullivan  | 54... | Darren Haydar   |
| 27...                    | John Slaney, Randy Bottrill, Jukka Hentunen, Pascal Trepanier, Jason York, Patric Hornqvist                   | 55... | Jordin Tootoo, Danny Markov, Shane O'Brien  |
| 28...                    | Denny Lambert, Jeremy Stevenson, Cameron Mann, Tomas Kloucek, Patrick Leahy, Ryan Jones, Steve Begin          | 56... | Kris Beech  |

| Home Attendance at Bridgestone Arena |          |       |            |            |          |        |        |          |
|--------------------------------------|----------|-------|------------|------------|----------|--------|--------|----------|
| Season                               | Capacity | Games | Total Att. | % Capacity | Sellouts | High   | Low    | Averages |
| 1998-99                              | 17,298   | 41    | 664,282    | 94         | 17       | 17,298 | 13,507 | 16,202   |
| 1999-00                              | 17,113   | 41    | 680,582    | 97         | 20       | 17,113 | 15,107 | 16,600   |
| 2000-01                              | 17,113   | 40*   | 635,784    | 93         | 13       | 17,113 | 13,594 | 15,895   |
| 2001-02                              | 17,113   | 41    | 608,347    | 87         | 5        | 17,244 | 12,333 | 14,838   |
| 2002-03                              | 17,113   | 41    | 542,367    | 77         | 5        | 17,113 | 10,123 | 13,228   |
| 2003-04                              | 17,113   | 41    | 539,450    | 77         | 6        | 17,113 | 9,586  | 13,157   |
| 2005-06                              | 17,113   | 41    | 591,556    | 84         | 10       | 17,113 | 10,135 | 14,428   |
| 2006-07                              | 17,113   | 41    | 625,649    | 89         | 11       | 17,113 | 10,927 | 15,260   |
| 2007-08                              | 17,113   | 41    | 611,328    | 87         | 9        | 17,113 | 11,764 | 14,910   |
| 2008-09                              | 17,113   | 41    | 615,439    | 88         | 7        | 17,113 | 11,294 | 15,011   |
| 2009-10                              | 17,113   | 41    | 614,143    | 88         | 4        | 17,113 | 10,581 | 14,979   |
| 2010-11                              | 17,113   | 41    | 661,861    | 94         | 16       | 17,113 | 14,132 | 16,143   |



# TEAM HISTORY & RECORDS

## FRANCHISE FIRSTS

### FIRST GAME

October 10, 1998  
Florida Panthers 1, Nashville Predators 0  
Nashville Arena



**Attendance:** 17,285 (sellout)

**Coaches:** Barry Trotz (head coach), Paul Gardner (assistant coach) and Brent Peterson (assistant coach)

**Captain:** Tom Fitzgerald

### Starting Line-up

Left Wing - Andrew Brunette  
Center - Greg Johnson  
Right Wing - Sergei Krivokrasov  
Defenseman - Joel Bouchard  
Defenseman - Bob Boughner  
Goaltender - Mike Dunham

**Players Dressed:** Mike Dunham, Jay More, Bob Boughner, Darren Turcotte, Patric Kjellberg, Patrick Cote, Andrew Brunette, Jamie Heward, Tom Fitzgerald, Greg Johnson, Blair Atcheynum, Scott Walker, Sergei Krivokrasov, John Slaney, Denny Lambert, Eric Fichaud, J.J. Daigneault, Brad Smyth, Jeff Nelson, Joel Bouchard

**Did Not Dress:** Ville Peltonen, Drake Berehowsky, Greg de Vries, Jan Vopat, Sebastien Bordeleau

### FIRST WIN

10/13/98 vs. Carolina, 3-2  
(Goalie of record: Mike Dunham)

### At Home:

10/13/98 vs. Carolina, 3-2 (Mike Dunham)

### On Road:

11/6/98 at Calgary, 2-1 (Mike Dunham)

### In Overtime:

1/30/99 at New Jersey, 3-2 (Mike Dunham)

### In Shootout:

10/8/05 vs. Anaheim, 3-2 (Tomas Vokoun)

### FIRST LOSS

10/10/98 vs. Florida, 1-0 (Mike Dunham)

### At Home:

10/10/98 vs. Florida, 1-0 (Mike Dunham)

### On Road:

10/17/98 at Ottawa, 3-1 (Mike Dunham)

### In Overtime:

1/4/99 at Detroit, 2-1 (Tomas Vokoun)

### In Shootout:

11/5/05 at Los Angeles, 3-2 (Tomas Vokoun)

### FIRST TIE

10/19/98 at Toronto, 2-2 (Mike Dunham)

### At Home:

12/8/98 vs. Edmonton, 3-3 (Tomas Vokoun)

### On Road:

10/19/98 at Toronto, 2-2 (Mike Dunham)

### FIRST SCORELESS GAME

3/21/01 at Minnesota (Mike Dunham/Jamie McLennan)

### FIRST GOAL

Andrew Brunette (Bouchard, Johnson), 10/13/98 in 3-2 win vs. Carolina (5:12, 1st per.)  
Players on ice: Brunette, Johnson, Krivokrasov, Heward, Bouchard

### FIRST GOAL AGAINST

Ray Whitney (Murphy, Kvasha), 10/10/98 in 1-0 loss vs. Florida (2:26, 3rd per.)

### FIRST TWO-GOAL GAME

Sergei Krivokrasov, 10/27/98 in 5-4 win vs. Vancouver

### FIRST HAT TRICK

Rob Valicevic (3g-0a), 11/10/99 in 4-2 win at Chicago

### FIRST HAT TRICK AGAINST

Joe Sakic (3g-0a), 2/19/99 in 4-4 tie vs. Colorado

### FIRST TWO-POINT GAME

Greg Johnson (2a), 10/13/98 in 3-2 win vs. Carolina

### FIRST THREE-POINT GAME

Sergei Krivokrasov (2g-1a), 10/27/98 in 5-4 win vs. Vancouver

### FIRST FOUR-POINT GAME

Sebastien Bordeleau (2g-2a) & Sergei Krivokrasov (2g-2a), 12/19/98 in 6-4 win at Vancouver

### FIRST FIVE-POINT GAME

Marek Zidlicky (5a), 2/18/04 in 7-3 win vs. San Jose

### FIRST 20-GOAL SCORER

Sergei Krivokrasov (reached 20 goals on 3/12/99 vs. Chicago)

### FIRST 30-GOAL SCORER

Steve Sullivan (reached 30 goals on 3/21/06 at Detroit)

### FIRST 60-POINT SCORER

Cliff Ronning (reached 60 points on 3/28/00 vs. NY Islanders)

### FIRST 70-POINT SCORER

Paul Kariya (reached 70 points on 3/25/06 at Los Angeles)

### FIRST 80-POINT SCORER

Paul Kariya (reached 80 points on 4/15/06 vs. Phoenix)

### FIRST GAME-WINNING GOAL

J.J. Daigneault (Heward, Johnson), 10/13/98 in 3-2 win vs. Carolina (12:18, 1st period)

### FIRST GAME-TYING GOAL

Sergei Krivokrasov (Johnson, Bouchard), 12/8/98 in 3-3 tie vs. Edmonton (14:24, 3rd per.)

### FIRST EMPTY-NET GOAL

Scott Walker (Daniels), 11/10/98 in 4-2 win at San Jose (19:48, 3rd per.)

### FIRST OVERTIME GOAL

Sebastien Bordeleau (Fitzgerald), 1/30/99 in 3-2 win at New Jersey (2:43, OT)

### FIRST GOAL BY A GOALTENDER

Chris Mason, 4/15/06 in 5-1 win vs. Phoenix (10:47, 3rd per.)

### FIRST POWER PLAY GOAL

J.J. Daigneault (Heward, Johnson), 10/13/98 in 3-2 win vs. Carolina (12:18, 1st per.)

### FIRST POWER PLAY GOAL AGAINST

Ray Whitney (Murphy, Kvasha), 10/10/98 in 1-0 loss vs. Florida (2:26, 3rd per.)

### FIRST SHORTHANDED GOAL

Scott Walker (unassisted), 10/24/98 in 5-4 loss at Chicago (4:31, 1st per.)

### FIRST SHORTHANDED GOAL AGAINST

Magnus Arvedson (Yashin, Redden), 10/17/98 in 3-1 loss at Ottawa (8:07, 3rd per.)

### FIRST MINOR PENALTY

Tom Fitzgerald (high sticking), 10/10/98 in 1-0 loss vs. Florida (4:09, 1st per.)

### FIRST MAJOR PENALTY

Patrick Cote (fighting), 10/10/98 in 1-0 loss vs. Florida (6:52, 1st per.)

### FIRST GAME MISCONDUCT

Denny Lambert, 10/21/98 in 5-2 loss at Detroit (14:47, 3rd per.)

### FIRST PENALTY SHOT

Kimmo Timonen scored on Jeff Hackett, 11/18/99 in 6-1 win vs. Montreal (9:45, 2nd per.)

### FIRST PENALTY SHOT AGAINST

Shaun Van Allen stopped by Eric Fichaud, 12/1/98 in 3-1 loss at Ottawa (15:42, 3rd per.)

### FIRST SHOT ON GOAL

Bob Boughner, 10/10/98 in 1-0 loss vs. Florida (7:10, 1st per. vs. Kirk McLean)

### FIRST 40+ SHOTS GAME

11/21/98 in 6-3 loss vs. NY Islanders, 42 shots

### FIRST 50+ SHOTS GAME

10/14/99 in 5-1 loss vs. San Jose, 52 shots

### FIRST 40+ SAVES GAME

10/21/98 in 5-2 loss at Detroit, Mike Dunham (52 saves)

### FIRST 50+ SAVES GAME

10/21/98 in 5-2 loss at Detroit, Mike Dunham (52 saves)

### FIRST SHUTOUT

Tomas Vokoun, 1/15/99 in 2-0 win vs. Phoenix (31 saves)

### FIRST SHUTOUT AGAINST

Kirk McLean, 10/10/98 in 1-0 loss vs. Florida (26 saves)

# TEAM HISTORY & RECORDS

## HAT TRICKS

### PREDATORS' HAT TRICKS

| NO. | DATE     | PLAYER            | SCORE                         | GOALTENDER                           |
|-----|----------|-------------------|-------------------------------|--------------------------------------|
| 1   | 11/10/99 | Rob Valicevic     | Nashville 4 at Chicago 2      | Jocelyn Thibault (2), Steve Passmore |
| 2   | 12/26/00 | Scott Walker      | Colorado 2 at Nashville 5     | David Aebischer (2), Empty Net       |
| 3   | 12/15/01 | Petr Tenkrat      | Chicago 2 at Nashville 5      | Steve Passmore                       |
| 4   | 11/27/02 | Andreas Johansson | San Jose 2 at Nashville 4     | Evgeni Nabokov                       |
| 5   | 11/29/03 | Vladimir Orszagh  | Buffalo 1 at Nashville 4      | Martin Biron                         |
| 6   | 12/22/03 | Scott Walker      | Phoenix 3 at Nashville 3 (OT) | Brian Boucher                        |
| 7   | 2/18/04  | Steve Sullivan    | San Jose 3 at Nashville 7     | Evgeni Nabokov                       |
| 8   | 11/10/05 | Steve Sullivan    | Dallas 3 at Nashville 5       | Marty Turco                          |
| 9   | 2/4/06   | Scott Hartnell    | Chicago 0 at Nashville 6      | Adam Munro (2), Craig Anderson       |
| 10  | 4/18/06  | Paul Kariya       | Detroit 3 at Nashville 6      | Chris Osgood                         |
| 11  | 12/14/06 | Steve Sullivan    | Ottawa 0 at Nashville 6       | Ray Emery                            |
| 12  | 10/20/07 | David Legwand     | Chicago 3 at Nashville 6      | Nikolai Khabibulin (2), Empty Net    |
| 13  | 10/6/07  | David Legwand     | Dallas 1 at Nashville 5       | Mike Smith                           |
| 14  | 12/22/07 | Jason Arnott      | Los Angeles 3 at Nashville 4  | Jason LaBarbera                      |
| 15  | 3/4/08   | Martin Erat       | Nashville 5 at Edmonton 4     | Mathieu Garon (2), Dwayne Roloson    |
| 16  | 2/28/09  | Jason Arnott      | Detroit 0 at Nashville 8      | Chris Osgood                         |
| 17  | 12/8/09  | Martin Erat       | Vancouver 2 at Nashville 4    | Roberto Luongo                       |
| 18  | 12/14/09 | Steve Sullivan    | Nashville 5 at Columbus 3     | Steve Mason                          |
| 19  | 1/18/11  | J-P Dumont        | Nashville 5 at Phoenix 2      | Ilya Bryzgalov                       |
| 20  | 3/20/11  | Blake Geoffrion   | Nashville 4 at Buffalo 3 (OT) | Ryan Miller                          |

### OPPONENTS' HAT TRICKS

| NO. | DATE     | PLAYER            | SCORE                          | GOALTENDER                    |
|-----|----------|-------------------|--------------------------------|-------------------------------|
| 1   | 2/19/99  | Joe Sakic         | Colorado 4 at Nashville 4 (OT) | Mike Dunham                   |
| 2   | 2/23/99  | Mike Modano       | Dallas 4 at Nashville 3        | Mike Dunham                   |
| 3   | 3/7/99   | Keith Tkachuk     | Nashville 3 at Phoenix 4       | Mike Dunham                   |
| 4   | 4/12/99  | Luc Robitaille    | Los Angeles 4 at Nashville 3   | Mike Dunham                   |
| 5   | 12/2/99  | Pierre Turgeon    | Nashville 1 at St. Louis 3     | Mike Dunham (2), Empty Net    |
| 6   | 1/31/00  | Radek Dvorak      | Nashville 1 at NY Rangers 5    | Mike Dunham                   |
| 7   | 1/17/01  | Jere Lehtinen     | Nashville 3 at Dallas 4 (OT)   | Tomas Vokoun                  |
| 8   | 2/10/01  | Geoff Sanderson   | Nashville 2 at Columbus 3      | Mike Dunham                   |
| 9   | 1/14/02  | Paul Kariya       | Nashville 3 at Anaheim 5       | Mike Dunham (2), Tomas Vokoun |
| 10  | 1/28/02  | Markus Naslund    | Nashville 1 at Vancouver 5     | Mike Dunham (2), Tomas Vokoun |
| 11  | 11/23/02 | Marian Gaborik    | Nashville 2 at Minnesota 4     | Mike Dunham                   |
| 12  | 10/23/03 | Ilya Kovalchuk    | Nashville 2 at Atlanta 4       | Tomas Vokoun (2), Empty Net   |
| 13  | 11/2/03  | Bill Guerin       | Nashville 3 at Dallas 7        | Tomas Vokoun                  |
| 14  | 12/18/03 | Sheldon Souray    | Nashville 4 at Montreal 5 (OT) | Tomas Vokoun                  |
| 15  | 3/14/04  | Brendan Shanahan  | Nashville 2 at Detroit 3 (OT)  | Tomas Vokoun                  |
| 16  | 12/13/05 | Nathan Horton     | Nashville 3 at Florida 7       | Brian Finley                  |
| 17  | 12/22/06 | Jeff Hamilton     | Chicago 4 at Nashville 3 (OT)  | Chris Mason                   |
| 18  | 2/24/07  | Tomas Holmstrom   | Detroit 3 at Nashville 4 (OT)  | Tomas Vokoun                  |
| 19  | 10/11/07 | Fredrik Sjostrom  | Phoenix 6 at Nashville 3       | Chris Mason                   |
| 20  | 1/24/08  | Radim Vrbata      | Nashville 3 at Phoenix 4 (OT)  | Chris Mason                   |
| 21  | 2/9/08   | Jonathan Cheechoo | Nashville 3 at San Jose 4      | Chris Mason                   |
| 22  | 10/15/08 | Fabian Brunnstrom | Nashville 4 at Dallas 6        | Dan Ellis                     |
| 23  | 10/23/08 | Jarome Iginla     | Calgary 5 at Nashville 3       | Dan Ellis                     |
| 24  | 12/8/08  | B.J. Crombeen     | Nashville 3 at St. Louis 6     | Pekka Rinne                   |
| 25  | 1/21/10  | Scottie Upshall   | Nashville 2 at Phoenix 4       | Dan Ellis                     |
| 26  | 11/3/10  | Ed Jovanovski     | Nashville 3 at Phoenix 4       | Pekka Rinne                   |

# TEAM HISTORY & RECORDS

## PENALTY SHOTS

| PREDATORS' PENALTY SHOTS (6 GOALS, 15 STOPS)  |                      |                  |                                    |         |
|---|----------------------|------------------|------------------------------------|---------|
| NO. DATE                                      | PLAYER               | GOALTENDER       | SCORE                              | RESULT  |
| 1 11/18/99                                    | Kimmo Timonen        | Jeff Hackett     | Montreal 1 at Nashville 6          | GOAL    |
| 2 1/31/00                                     | Randy Robitaille     | Mike Richter     | Nashville 1 at NY Rangers 5        | NO GOAL |
| *3 12/23/00                                   | David Legwand        | Kirk McLean      | Nashville 3 at NY Rangers 2 (OT)   | GOAL    |
| 4 10/6/01                                     | Vladimir Orszagh     | Fred Brathwaite  | St. Louis 2 at Nashville 2 (OT)    | NO GOAL |
| 5 12/3/03                                     | Rem Murray           | Mike Dunham      | NY Rangers 4 at Nashville 2        | NO GOAL |
| 6 2/17/03                                     | Adam Hall            | Steve Shields    | Boston 1 at Nashville 5            | NO GOAL |
| 7 11/5/05                                     | David Legwand        | Jason LaBarbera  | Nashville 2 at Los Angeles 3 (SO)  | NO GOAL |
| 8 11/10/05                                    | Steve Sullivan       | Marty Turco      | Dallas 3 at Nashville 5            | NO GOAL |
| 9 11/24/05                                    | Paul Kariya          | Jason LaBarbera  | Los Angeles 3 at Nashville 4       | NO GOAL |
| 10 12/7/05                                    | Steve Sullivan       | Olaf Kolzig      | Nashville 5 at Washington 2        | NO GOAL |
| 11 12/23/05                                   | Steve Sullivan       | Marc Denis       | Nashville 5 at Columbus 4          | NO GOAL |
| 12 18/06                                      | Steve Sullivan       | Craig Anderson   | Nashville 5 at Chicago 1           | GOAL    |
| 13 3/21/06                                    | Scott Hartnell       | Manny Legace     | Nashville 3 at Detroit 2 (SO)      | NO GOAL |
| *14 11/16/06                                  | Paul Kariya          | Niklas Backstrom | Minnesota 7 at Nashville 6 (SO)    | NO GOAL |
| 15 12/23/06                                   | Paul Kariya          | Dan Cloutier     | Los Angeles 0 at Nashville 7       | NO GOAL |
| 16 12/23/06                                   | David Legwand        | Dan Cloutier     | Los Angeles 0 at Nashville 7       | GOAL    |
| 17 2/19/07                                    | J-P Dumont           | Curtis Joseph    | Phoenix 1 at Nashville 4           | GOAL    |
| 18 2/28/07                                    | Martin Erat          | Evgeni Nabokov   | Nashville 4 at San Jose 3 (SO)     | NO GOAL |
| 19 12/31/07                                   | Scott Nichol         | Marty Turco      | Nashville 1 at Dallas 0            | NO GOAL |
| 20 2/27/08                                    | Scott Nichol         | Ryan Miller      | Nashville 4 at Buffalo 8           | NO GOAL |
| 21 11/6/08                                    | Vernon Fiddler       | Miikka Kiprusoff | Nashville 6 at Calgary 7           | GOAL    |
| OPPONENTS' PENALTY SHOTS (12 GOALS, 15 STOPS) |                      |                  |                                    |         |
| NO. DATE                                      | PLAYER               | GOALTENDER       | SCORE                              | RESULT  |
| 1 12/1/98                                     | Shaun Van Allen      | Eric Fichaud     | Ottawa 3 at Nashville 1            | NO GOAL |
| 2 12/19/98                                    | Markus Naslund       | Mike Dunham      | Nashville 6 at Vancouver 4         | GOAL    |
| 3 2/29/00                                     | John Madden          | Mike Dunham      | New Jersey 2 at Nashville 1        | NO GOAL |
| 4 3/17/00                                     | Jeremy Roenick       | Tomas Vokoun     | Nashville 4 at Phoenix 3 (OT)      | GOAL    |
| 5 12/20/00                                    | Gary Roberts         | Mike Dunham      | Nashville 3 at Toronto 1           | NO GOAL |
| 6 3/19/01                                     | David Vyborny        | Tomas Vokoun     | Nashville 2 at Columbus 1          | GOAL    |
| 7 3/22/01                                     | Alexei Zhamnov       | Tomas Vokoun     | Nashville 2 at Chicago 1 (OT)      | NO GOAL |
| 8 4/9/02                                      | Keith Tkachuk        | Jan Lasak        | Nashville 2 at St. Louis 3         | NO GOAL |
| *9 10/15/02                                   | Brad Isbister        | Tomas Vokoun     | Nashville 3 at NY Islanders 4 (OT) | NO GOAL |
| 10 10/19/02                                   | Pavel Bure           | Tomas Vokoun     | Nashville 2 at NY Rangers 2 (OT)   | GOAL    |
| 11 10/30/02                                   | Cory Stillman        | Mike Dunham      | Nashville 0 at St. Louis 7         | NO GOAL |
| 12 2/23/03                                    | Robert Reichel       | Tomas Vokoun     | Nashville 5 at Toronto 2           | NO GOAL |
| 13 3/29/03                                    | Dany Heatley         | Tomas Vokoun     | Atlanta 3 at Nashville 2           | NO GOAL |
| 14 4/1/03                                     | Steve Thomas         | Tomas Vokoun     | Anaheim 2 at Nashville 1 (OT)      | GOAL    |
| 15 12/13/03                                   | Vaclav Nedorost      | Tomas Vokoun     | Florida 2 at Nashville 2 (OT)      | NO GOAL |
| 16 12/17/05                                   | David Vyborny        | Tomas Vokoun     | Columbus 3 at Nashville 7          | GOAL    |
| 17 12/30/05                                   | Ryan Smyth           | Tomas Vokoun     | Nashville 2 at Edmonton 4          | GOAL    |
| *18 1/13/06                                   | Frantisek Kaberle    | Tomas Vokoun     | Nashville 4 at Carolina 5 (OT)     | GOAL    |
| 19 1/21/06                                    | Trevor Letowski      | Tomas Vokoun     | Columbus 2 at Nashville 7          | NO GOAL |
| 20 11/22/06                                   | Mike Modano          | Tomas Vokoun     | Nashville 0 at Dallas 1            | NO GOAL |
| 21 2/17/07                                    | Pierre-Marc Bouchard | Tomas Vokoun     | Minnesota 1 at Nashville 4         | GOAL    |
| 22 10/27/07                                   | Josef Stumpel        | Dan Ellis        | Florida 3 at Nashville 4           | GOAL    |
| 23 12/10/07                                   | Valtteri Filppula    | Dan Ellis        | Detroit 2 at Nashville 1           | GOAL    |
| 24 1/3/08                                     | Kyle Brodziak        | Dan Ellis        | Edmonton 2 at Nashville 5          | NO GOAL |
| 25 2/10/08                                    | Keith Yandle         | Dan Ellis        | Nashville 6 at Phoenix 3           | NO GOAL |
| 26 2/19/11                                    | Shane Doan           | Pekka Rinne      | Phoenix 3 at Nashville 2           | NO GOAL |
| 27 3/6/11                                     | Jarome Iginla        | Pekka Rinne      | Nashville 2 at Calgary 3           | GOAL    |

\*Penalty shots occurred in overtime. Legwand's goal (12/23/00) at 3:17 of overtime was the first overtime penalty shot goal in NHL history.

# TEAM HISTORY & RECORDS

## SHUTOUTS

| NO. DATE    | GOALTENDER                        | SCORE                                | NO. DATE    | GOALTENDER      | SCORE                              |
|-------------|-----------------------------------|--------------------------------------|-------------|-----------------|------------------------------------|
| 1 1/15/99   | Tomas Vokoun                      | 31 Phoenix 0 at Nashville 2          | 39 10/4/07  | Chris Mason     | 35 Colorado 0 at Nashville 4       |
| 2 3/24/99   | Mike Dunham                       | 27 Nashville 3 at Tampa Bay 0        | 40 10/25/07 | Dan Ellis       | 20 Atlanta 3 at Nashville 3        |
| 3 12/30/99  | Tomas Vokoun                      | 25 Atlanta 0 at Nashville 6          | 41 11/1/07  | Dan Ellis       | 29 Nashville 3 at Vancouver 0      |
| 4 11/30/00  | Tomas Vokoun                      | 22 Nashville 3 at Chicago 0          | 42 12/31/07 | Dan Ellis       | 22 Nashville 1 at Dallas 0         |
| 5 1/19/01   | Mike Dunham                       | 35 Boston 0 at Nashville 1 (OT)      | 43 1/8/08   | Chris Mason     | 28 Nashville 7 at Los Angeles 0    |
| 6 1/31/01   | Mike Dunham                       | 26 Nashville 3 at Anaheim 0          | 44 1/15/08  | Chris Mason     | 22 Nashville 3 at Calgary 0        |
| 7 3/10/01   | Tomas Vokoun                      | 17 Nashville 3 at San Jose 0         | 45 1/22/08  | Dan Ellis       | 38 Nashville 4 at Colorado 0       |
| 8 3/21/01   | Mike Dunham                       | 23 Nashville 0 at Minnesota 0 (OT)   | 46 2/5/08   | Chris Mason     | 34 Carolina 0 at Nashville 1       |
| 9 4/5/01    | Mike Dunham                       | 33 Calgary 0 at Nashville 4          | 47 3/25/08  | Dan Ellis       | 36 Columbus 0 at Nashville 1       |
| 10 10/11/01 | Mike Dunham                       | 26 Calgary 0 at Nashville 1          | 48 3/28/08  | Dan Ellis       | 43 Nashville 2 at Columbus 0       |
| 11 11/23/01 | Tomas Vokoun                      | 27 Pittsburgh 0 at Nashville 5       | 49 11/25/08 | Dan Ellis       | 17 St. Louis 1 at Nashville 0 (SO) |
| 12 2/9/02   | Tomas Vokoun                      | 25 Nashville 1 at Columbus 0 (OT)    | 50 12/1/08  | Pekka Rinne     | 30 Nashville 2 at Buffalo 0        |
| 13 2/12/02  | Mike Dunham                       | 21 Florida 0 at Nashville 1          | 51 12/6/08  | Pekka Rinne     | 32 Minnesota 0 at Nashville 1      |
| 14 3/5/02   | Mike Dunham                       | 26 Nashville 2 at San Jose 0         | 52 12/13/08 | Dan Ellis       | 27 Dallas 0 at Nashville 3         |
| 15 2/13/03  | Tomas Vokoun                      | 36 NY Islanders 0 at Nashville 2     | 53 12/20/08 | Pekka Rinne     | 23 NY Islanders 0 at Nashville 1   |
| 16 2/25/03  | Tomas Vokoun                      | 19 Columbus 0 at Nashville 5         | 54 1/13/09  | Pekka Rinne     | 17 Nashville 2 at Toronto 0        |
| 17 2/27/03  | Tomas Vokoun                      | 22 Pittsburgh 0 at Nashville 6       | 55 2/6/09   | Dan Ellis       | 22 Nashville 2 at Minnesota 0      |
| 18 12/20/03 | Tomas Vokoun                      | 21 Detroit 0 at Nashville 1          | 56 2/21/09  | Pekka Rinne     | 30 Nashville 1 at St. Louis 0 (OT) |
| 19 1/13/04  | Chris Mason                       | 33 Los Angeles 0 at Nashville 0 (OT) | 57 2/28/09  | Pekka Rinne     | 30 Detroit 0 at Nashville 8        |
| 20 1/19/04  | Tomas Vokoun                      | 26 Minnesota 0 at Nashville 2        | 58 3/14/09  | Pekka Rinne     | 18 Nashville 2 at Phoenix 0        |
| 21 2/26/04  | Tomas Vokoun                      | 27 Minnesota 0 at Nashville 4        | 59 10/29/09 | Pekka Rinne     | 22 Chicago 0 at Nashville 2        |
| 22 11/29/05 | Tomas Vokoun                      | 31 Calgary 0 at Nashville 2          | 60 11/14/09 | Pekka Rinne     | 20 Montreal 0 at Nashville 2       |
| 23 2/4/06   | Tomas Vokoun                      | 40 Chicago 0 at Nashville 6          | 61 1/15/10  | Dan Ellis       | 22 Nashville 1 at Calgary 0        |
| 24 3/14/06  | Tomas Vokoun                      | 31 Vancouver 0 at Nashville 5        | 62 2/2/10   | Pekka Rinne     | 26 Phoenix 1 at Nashville 0 (SO)   |
| 25 3/16/06  | Tomas Vokoun                      | 24 Phoenix 0 at Nashville 2          | 63 3/12/10  | Pekka Rinne     | 31 Nashville 1 at Anaheim 0        |
| 26 4/6/06   | Chris Mason                       | 18 Nashville 3 at St. Louis 0        | 64 3/18/10  | Pekka Rinne     | 17 Minnesota 0 at Nashville 5      |
| 27 4/11/06  | Chris Mason                       | 27 Nashville 2 at St. Louis 0        | 65 3/20/10  | Pekka Rinne     | 33 Columbus 0 at Nashville 1       |
| 28 10/18/06 | Tomas Vokoun                      | 38 Nashville 3 at NY Rangers 0       | 66 3/27/10  | Pekka Rinne     | 38 Detroit 1 at Nashville 0 (SO)   |
| 29 11/11/06 | Chris Mason                       | 42 Colorado 0 at Nashville 1         | 67 10/23/10 | Pekka Rinne     | 30 Nashville 1 at Dallas 0         |
| 30 11/23/06 | Tomas Vokoun                      | 34 Vancouver 0 at Nashville 6        | 68 11/18/10 | Pekka Rinne     | 30 Nashville 3 at Montreal 0       |
|             | Chris Mason (39:58, 21/20:00, 13) |                                      | 69 11/30/10 | Pekka Rinne     | 33 Phoenix 0 at Nashville 3        |
| 31 12/14/06 | Chris Mason                       | 22 Ottawa 0 at Nashville 6           | 70 12/11/10 | Anders Lindback | 27 Florida 0 at Nashville 3        |
| 32 12/23/06 | Chris Mason                       | 34 Los Angeles 0 at Nashville 7      | 71 12/13/10 | Anders Lindback | 22 NY Islanders 0 at Nashville 3   |
| 33 12/30/06 | Chris Mason                       | 38 Boston 0 at Nashville 5           | 72 2/5/11   | Pekka Rinne     | 35 Detroit 0 at Nashville 3        |
| 34 1/12/07  | Tomas Vokoun                      | 22 Columbus 0 at Nashville 2         | 73 3/3/11   | Pekka Rinne     | 29 Nashville 3 at Vancouver 0      |
| 35 1/18/07  | Chris Mason                       | 33 Columbus 0 at Nashville 4         | 74 3/10/11  | Pekka Rinne     | 19 Minnesota 0 at Nashville 4      |
| 36 2/3/07   | Tomas Vokoun                      | 36 Anaheim 0 at Nashville 3          |             |                 |                                    |
| 37 2/14/07  | Tomas Vokoun                      | 22 San Jose 0 at Nashville 5         |             |                 |                                    |
| 38 3/24/07  | Tomas Vokoun                      | 26 Nashville 4 at Edmonton 0         |             |                 |                                    |



The Predators congratulate Pekka Rinne in a 4-0 shutout of Minnesota on March 10, 2011.



# TEAM HISTORY & RECORDS

## SHUTOUTS AGAINST

|    | DATE     | GOALTENDER  | SAVES | SCORE                           |
|----|----------|---|-------|---------------------------------|
| 1  | 10/10/98 | Kirk McLean   | 26    | Florida 1 at Nashville 0        |
| 2  | 11/24/98 | Jamie McLennan  | 19    | Nashville 0 at St. Louis 4      |
| 3  | 12/28/98 | Ed Belfour  | 14    | Nashville 0 at Dallas 1         |
| 4  | 1/11/99  | John Vanbiesbrouck                                    | 24    | Nashville 0 at Philadelphia 8   |
| 5  | 3/28/99  | Roman Turek   | 21    | Dallas 3 at Nashville 0         |
| 6  | 10/2/99  | Stephane Fiset  | 27    | Los Angeles 2 at Nashville 0    |
| 7  | 11/26/99 | Craig Billington                                      | 19    | Nashville 0 at Washington 1     |
| 8  | 2/16/00  | Manny Fernandez                                       | 18    | Nashville 0 at Dallas 3         |
| 9  | 3/5/00   | Guy Hebert  | 33    | Nashville 0 at Anaheim 1        |
| 10 | 3/21/00  | Brian Boucher   | 27    | Philadelphia 2 at Nashville 0   |
| 11 | 11/15/00 | Milan Hnilecka  | 37    | Nashville 0 at Atlanta 1        |
| 12 | 11/22/00 | Ed Belfour  | 24    | Dallas 1 at Nashville 0         |
| 13 | 11/24/00 | Roman Turek   | 28    | St. Louis 4 at Nashville 0      |
| 14 | 12/6/00  | Tommy Salo  | 18    | Nashville 0 at Edmonton 4       |
| 15 | 12/7/00  | Mike Vernon   | 15    | Nashville 0 at Calgary 3        |
| 16 | 12/16/00 | Jocelyn Thibault                                      | 24    | Chicago 3 at Nashville 0        |
| 17 | 1/6/01   | Martin Biron  | 29    | Buffalo 2 at Nashville 0        |
| 18 | 2/16/01  | Evgeni Nabokov  | 19    | San Jose 2 at Nashville 0       |
| 19 | 3/11/01  | Jean-Sebastien Giguere                                | 31    | Nashville 0 at Anaheim 1 (OT)   |
| 20 | 3/21/01  | Jamie McLennan  | 27    | Nashville 0 at Minnesota 0 (OT) |
| 21 | 3/24/01  | Patrick Lalime  | 20    | Ottawa 4 at Nashville 0         |
| 22 | 4/7/01   | Roman Turek   | 19    | Nashville 0 at St. Louis 1      |
| 23 | 10/27/01 | Manny Legace (34:18, 15)/<br>Dominik Hasek (25:42, 4) | 19    | Detroit 1 at Nashville 0        |
| 24 | 11/2/01  | Ed Belfour  | 16    | Nashville 0 at Dallas 3         |
| 25 | 11/29/01 | Sean Burke  | 27    | Nashville 0 at Phoenix 1        |
| 26 | 12/26/01 | Kevin Weekes  | 31    | Tampa Bay 1 at Nashville 0      |
| 27 | 1/15/02  | Felix Potvin  | 24    | Nashville 0 at Los Angeles 2    |
| 28 | 1/21/02  | Robert Esche  | 19    | Phoenix 1 at Nashville 0        |
| 29 | 3/12/02  | Dan Cloutier  | 23    | Vancouver 5 at Nashville 0      |
| 30 | 10/30/02 | Fred Brathwaite                                       | 19    | Nashville 0 at St. Louis 7      |
| 31 | 12/8/02  | Jean-Sebastien Giguere                                | 20    | Nashville 0 at Anaheim 3        |
| 32 | 12/10/02 | Felix Potvin  | 19    | Los Angeles 3 at Nashville 0    |
| 33 | 12/17/02 | Roman Turek   | 23    | Calgary 3 at Nashville 0        |
| 34 | 1/12/03  | Jocelyn Thibault                                      | 17    | Nashville 0 at Chicago 2        |
| 35 | 2/22/03  | Patrick Lalime  | 18    | Nashville 0 at Ottawa 4         |
| 36 | 3/15/03  | Chris Osgood  | 35    | St. Louis 1 at Nashville 0      |
| 37 | 3/31/03  | Curtis Joseph   | 27    | Nashville 0 at Detroit 3        |
| 38 | 4/4/03   | Sean Burke  | 24    | Nashville 0 at Phoenix 1        |
| 39 | 4/6/03   | Marty Turco   | 21    | Nashville 0 at Dallas 2         |

| NO. | DATE     | GOALTENDER             | SAVES | SCORE                             |
|-----|----------|------------------------|-------|-----------------------------------|
| 40  | 10/28/03 | Brent Johnson          | 26    | Nashville 0 at St. Louis 1        |
| 41  | 11/19/03 | Roman Cechmanek        | 30    | Nashville 0 at Los Angeles 3      |
| 42  | 1/5/04   | Curtis Joseph          | 26    | Nashville 0 at Detroit 6          |
| 43  | 1/13/04  | Roman Cechmanek        | 29    | Los Angeles 0 at Nashville 0 (OT) |
| 44  | 1/22/04  | Roman Turek            | 23    | Nashville 0 at Calgary 4          |
| 45  | 2/23/04  | Cristobal Huet         | 21    | Nashville 0 at Los Angeles 3      |
| 46  | 1/3/06   | David Aebischer        | 32    | Nashville 0 at Colorado 3         |
| 47  | 2/8/06   | Manny Legace           | 20    | Nashville 0 at Detroit 6          |
| 48  | 3/1/06   | Craig Anderson         | 20    | Nashville 0 at Chicago 3          |
| 49  | 11/10/06 | Dominik Hasek          | 21    | Nashville 0 at Detroit 3          |
| 50  | 11/22/06 | Mike Smith             | 17    | Nashville 0 at Dallas 1           |
| 51  | 12/6/06  | Jean-Sebastien Giguere | 21    | Nashville 0 at Anaheim 4          |
| 52  | 2/16/07  | Manny Legace           | 19    | Nashville 0 at St. Louis 1        |
| 53  | 3/21/07  | Roberto Luongo         | 20    | Nashville 0 at Vancouver 2        |
| 54  | 10/20/07 | Evgeni Nabokov         | 22    | Nashville 0 at San Jose 3         |
| 55  | 10/23/07 | Jason Labarbera        | 17    | Nashville 0 at Los Angeles 6      |
| 56  | 3/30/08  | Dominik Hasek          | 22    | Nashville 0 at Detroit 1 (OT)     |
| 57  | 11/4/08  | Roberto Luongo         | 24    | Nashville 0 at Vancouver 4        |
| 58  | 11/8/08  | Peter Budaj            | 26    | Nashville 0 at Colorado 1         |
| 59  | 11/25/08 | Chris Mason            | 47    | St. Louis 1 at Nashville 0 (SO)   |
| 60  | 12/23/08 | Tomas Vokoun           | 27    | Nashville 0 at Florida 3          |
| 61  | 2/16/09  | Alex Auld              | 24    | Ottawa 2 at Nashville 0           |
| 62  | 10/10/09 | Ryan Miller            | 25    | Buffalo 1 at Nashville 0          |
| 63  | 10/14/09 | Marty Turco            | 29    | Nashville 0 at Dallas 6           |
| 64  | 10/24/09 | Cristobal Huet         | 27    | Nashville 0 at Chicago 2          |
| 65  | 11/5/09  | Jonas Hiller           | 40    | Nashville 0 at Anaheim 4          |
| 66  | 11/30/09 | Miikka Kiprusoff       | 22    | Calgary 4 at Nashville 0          |
| 67  | 2/2/10   | Ilya Bryzgalov         | 25    | Phoenix 1 at Nashville 0 (SO)     |
| 68  | 3/27/10  | Jimmy Howard           | 33    | Detroit 1 at Nashville 0 (SO)     |
| 69  | 3/30/10  | Jonathan Bernier       | 34    | Los Angeles 2 at Nashville 0      |
| 70  | 10/19/10 | Miikka Kiprusoff       | 34    | Calgary 1 at Nashville 0 (OT)     |
| 71  | 10/28/10 | Jaroslav Halak         | 24    | St. Louis 3 at Nashville 0        |
| 72  | 11/22/10 | Steve Mason            | 27    | Nashville 0 at Columbus 2         |
| 73  | 12/26/10 | Jaroslav Halak         | 32    | Nashville 0 at St. Louis 2        |
| 74  | 2/7/11   | Devan Dubnyk           | 37    | Edmonton 4 at Nashville 0         |
| 75  | 2/22/11  | Steve Mason            | 20    | Nashville 0 at Columbus 4         |
| 76  | 2/24/11  | Corey Crawford         | 25    | Chicago 3 at Nashville 0          |
| 77  | 4/9/11   | Jaroslav Halak         | 24    | St. Louis 2 at Nashville 0        |

# TEAM HISTORY & RECORDS

## OVERTIME HISTORY

|         | HOME |    |    |    |      | ROAD |    |    |    |      | OVERALL |    |    |    |      |
|---------|------|----|----|----|------|------|----|----|----|------|---------|----|----|----|------|
| YEAR    | GP   | W  | L  | T  | PCT  | GP   | W  | L  | T  | PCT  | GP      | W  | L  | T  | PCT  |
| 1998-99 | 5    | 0  | 1  | 4  | .400 | 5    | 1  | 1  | 3  | .500 | 10      | 1  | 2  | 7  | .450 |
| 1999-00 | 5    | 0  | 2  | 3  | .300 | 13   | 4  | 5  | 4  | .462 | 18      | 4  | 7  | 7  | .416 |
| 2000-01 | 9    | 2  | 0  | 7  | .611 | 8    | 3  | 3  | 2  | .500 | 17      | 5  | 3  | 9  | .558 |
| 2001-02 | 10   | 2  | 0  | 8  | .600 | 8    | 3  | 0  | 5  | .688 | 18      | 5  | 0  | 13 | .638 |
| 2002-03 | 9    | 3  | 1  | 5  | .611 | 16   | 2  | 6  | 8  | .375 | 25      | 5  | 7  | 13 | .460 |
| 2003-04 | 12   | 3  | 2  | 7  | .542 | 10   | 4  | 2  | 4  | .600 | 22      | 7  | 4  | 11 | .568 |
| 2005-06 | 6    | 5  | 1  | -  | .833 | 11   | 4  | 7  | -  | .364 | 17      | 9  | 8  | -  | .529 |
| 2006-07 | 9    | 4  | 5  | -  | .444 | 8    | 5  | 3  | -  | .625 | 17      | 9  | 8  | -  | .529 |
| 2007-08 | 9    | 5  | 4  | -  | .556 | 8    | 3  | 5  | -  | .375 | 17      | 8  | 9  | -  | .471 |
| 2008-09 | 10   | 6  | 4  | -  | .600 | 10   | 6  | 4  | -  | .600 | 20      | 12 | 8  | -  | .600 |
| 2009-10 | 10   | 7  | 3  | -  | .700 | 10   | 7  | 3  | -  | .700 | 20      | 14 | 6  | -  | .700 |
| 2010-11 | 11   | 3  | 8  | -  | .272 | 8    | 5  | 3  | -  | .625 | 19      | 8  | 11 | -  | .421 |
| TOTAL   | 105  | 40 | 31 | 34 | .542 | 115  | 47 | 42 | 26 | .522 | 220     | 87 | 73 | 60 | .532 |

|         | HOME |     |        |     |     | ROAD |     |        |     |     | OVERALL |     |        |     |     |
|---------|------|-----|--------|-----|-----|------|-----|--------|-----|-----|---------|-----|--------|-----|-----|
|         | WINS |     | LOSSES |     |     | WINS |     | LOSSES |     |     | WINS    |     | LOSSES |     |     |
| YEAR    | GP   | OTW | SOW    | OTL | SOL | GP   | OTW | SOW    | OTL | SOL | GP      | OTW | SOW    | OTL | SOL |
| 2005-06 | 6    | 1   | 4      | 0   | 1   | 11   | 2   | 2      | 5   | 2   | 17      | 3   | 6      | 5   | 3   |
| 2006-07 | 9    | 2   | 2      | 2   | 3   | 8    | 1   | 4      | 1   | 2   | 17      | 3   | 6      | 3   | 5   |
| 2007-08 | 9    | 3   | 2      | 1   | 3   | 8    | 2   | 1      | 3   | 2   | 17      | 5   | 3      | 4   | 5   |
| 2008-09 | 10   | 2   | 4      | 2   | 2   | 10   | 4   | 2      | 1   | 3   | 20      | 6   | 6      | 3   | 5   |
| 2009-10 | 10   | 1   | 6      | 1   | 2   | 10   | 5   | 2      | 1   | 2   | 20      | 6   | 8      | 2   | 4   |
| 2010-11 | 11   | 1   | 2      | 5   | 3   | 8    | 1   | 4      | 2   | 1   | 19      | 2   | 6      | 7   | 4   |
| TOTAL   | 55   | 10  | 20     | 11  | 14  | 55   | 15  | 15     | 13  | 12  | 110     | 25  | 35     | 24  | 26  |

### TEAM RECORD VS. NHL

|              | GP | W  | L | T | PCT   |
|--------------|----|----|---|---|-------|
| Anaheim      | 12 | 5  | 5 | 2 | .500  |
| Atlanta      | 5  | 2  | 2 | 1 | .500  |
| Boston       | 4  | 3  | 0 | 1 | .875  |
| Buffalo      | 3  | 1  | 1 | 1 | .500  |
| Calgary      | 11 | 2  | 5 | 4 | .364  |
| Carolina     | 4  | 2  | 1 | 1 | .625  |
| Chicago      | 14 | 6  | 4 | 4 | .571  |
| Colorado     | 10 | 4  | 1 | 5 | .650  |
| Columbus     | 14 | 9  | 4 | 1 | .679  |
| Dallas       | 3  | 1  | 1 | 1 | .500  |
| Detroit      | 20 | 7  | 9 | 4 | .450  |
| Edmonton     | 10 | 4  | 3 | 3 | .550  |
| Florida      | 6  | 3  | 0 | 3 | .750  |
| Los Angeles  | 8  | 2  | 3 | 3 | .438  |
| Minnesota    | 8  | 0  | 3 | 5 | .313  |
| Montreal     | 4  | 1  | 2 | 1 | .375  |
| New Jersey   | 4  | 2  | 2 | 0 | .500  |
| NY Islanders | 3  | 1  | 2 | 0 | .333  |
| NY Rangers   | 4  | 2  | 1 | 1 | .625  |
| Ottawa       | 1  | 1  | 0 | 0 | 1.000 |
| Philadelphia | 6  | 3  | 0 | 3 | .750  |
| Phoenix      | 11 | 6  | 3 | 2 | .636  |
| Pittsburgh   | 5  | 1  | 2 | 2 | .400  |
| St. Louis    | 20 | 10 | 6 | 4 | .600  |
| San Jose     | 10 | 3  | 5 | 2 | .400  |
| Tampa Bay    | 3  | 0  | 1 | 2 | .333  |
| Toronto      | 2  | 1  | 0 | 1 | .750  |
| Vancouver    | 7  | 1  | 4 | 2 | .286  |
| Washington   | 5  | 0  | 4 | 1 | .100  |

### NASHVILLE GOALTENDER RECORDS

|          | GP | W  | L  | T  | PCT  |
|----------|----|----|----|----|------|
| Rinne    | 43 | 25 | 18 | 0  | .581 |
| Ellis    | 20 | 12 | 8  | 0  | .600 |
| Mason    | 24 | 12 | 11 | 1  | .521 |
| Dunham   | 44 | 11 | 9  | 24 | .523 |
| Vokoun   | 85 | 25 | 25 | 35 | .500 |
| Lindback | 4  | 2  | 2  | 0  | .500 |

# TEAM HISTORY & RECORDS

## OVERTIME HISTORY

### OPPOSING GOALTENDER RECORDS (vs. NSH)

|             | GP | W | L | T | PCT   |               | GP | W | L | T | PCT   |
|-------------|----|---|---|---|-------|---------------|----|---|---|---|-------|
| Aebischer   | 2  | 0 | 2 | 0 | .000  | Lehtonen      | 1  | 1 | 0 | 0 | 1.000 |
| Anderson    | 3  | 0 | 3 | 0 | .000  | LeNeveu       | 1  | 0 | 1 | 0 | .000  |
| Aubin       | 1  | 0 | 0 | 1 | .500  | Lundqvist     | 1  | 1 | 0 | 0 | 1.000 |
| Auld        | 1  | 0 | 1 | 0 | .000  | Luongo        | 6  | 2 | 1 | 3 | .583  |
| Backstrom   | 3  | 3 | 0 | 0 | 1.000 | Maracle       | 1  | 0 | 1 | 0 | .000  |
| Belfour     | 1  | 1 | 0 | 0 | 1.000 | Markkanen     | 2  | 0 | 2 | 0 | .000  |
| Billington  | 1  | 0 | 0 | 1 | .500  | C. Mason      | 4  | 2 | 2 | 0 | .500  |
| Biron       | 2  | 1 | 0 | 1 | .750  | S. Mason      | 5  | 1 | 4 | 0 | .200  |
| Boucher     | 4  | 1 | 2 | 1 | .375  | McLean        | 1  | 0 | 1 | 0 | .000  |
| Brathwaite  | 3  | 1 | 0 | 2 | .667  | McLennan      | 2  | 0 | 0 | 2 | .500  |
| Brodeur     | 4  | 2 | 2 | 0 | .500  | R. Miller     | 1  | 0 | 1 | 0 | .000  |
| Bryzgalov   | 5  | 2 | 3 | 0 | .400  | Munro         | 1  | 0 | 0 | 1 | .500  |
| Burke       | 3  | 0 | 2 | 1 | .167  | Nabokov       | 5  | 1 | 2 | 2 | .400  |
| Cechmanek   | 4  | 0 | 1 | 3 | .375  | Neuvirth      | 1  | 1 | 0 | 0 | 1.000 |
| Clemmensen  | 2  | 0 | 2 | 0 | .000  | Niemi         | 2  | 2 | 0 | 0 | 1.000 |
| Cloutier    | 2  | 1 | 0 | 1 | .750  | Niittymaki    | 1  | 0 | 1 | 0 | .000  |
| Conklin     | 3  | 1 | 2 | 0 | .333  | Norrena       | 1  | 0 | 1 | 0 | .000  |
| Dafoe       | 2  | 0 | 1 | 1 | .250  | Osgood        | 10 | 6 | 2 | 2 | .700  |
| Dubnyk      | 1  | 0 | 1 | 0 | .000  | Passmore      | 2  | 0 | 0 | 2 | .500  |
| Denis       | 4  | 1 | 1 | 2 | .500  | Pavelec       | 1  | 1 | 0 | 0 | 1.000 |
| Dunham      | 1  | 0 | 1 | 0 | .000  | Pelletier     | 1  | 0 | 1 | 0 | .000  |
| Fernandez   | 4  | 0 | 1 | 3 | .375  | Potvin        | 3  | 1 | 0 | 2 | .667  |
| Fitzpatrick | 1  | 0 | 0 | 1 | .500  | Prusek        | 1  | 1 | 0 | 0 | 1.000 |
| Fleury      | 2  | 1 | 1 | 0 | .500  | Quick         | 1  | 0 | 1 | 0 | .000  |
| Fuhr        | 1  | 1 | 0 | 0 | 1.000 | Rask          | 1  | 0 | 1 | 0 | .000  |
| Garon       | 3  | 1 | 2 | 0 | .333  | Richter       | 1  | 0 | 0 | 1 | .500  |
| Gerber      | 3  | 3 | 0 | 0 | 1.000 | Roloson       | 2  | 0 | 1 | 1 | .250  |
| Giguere     | 8  | 4 | 4 | 0 | .500  | Roy           | 5  | 1 | 0 | 4 | .600  |
| Hackett     | 1  | 0 | 0 | 1 | .500  | Salo          | 5  | 1 | 2 | 2 | .400  |
| Halak       | 3  | 2 | 1 | 0 | .667  | Sanford       | 1  | 1 | 0 | 0 | 1.000 |
| Hasek       | 4  | 2 | 1 | 1 | .625  | Schaefer      | 1  | 1 | 0 | 0 | 1.000 |
| Hebert      | 2  | 0 | 0 | 2 | .500  | Schwab        | 1  | 0 | 1 | 0 | .000  |
| Hedberg     | 2  | 0 | 1 | 1 | .250  | Shtalenkov    | 1  | 0 | 0 | 1 | .500  |
| Hnillicka   | 1  | 0 | 0 | 1 | .500  | Skudra        | 1  | 1 | 0 | 0 | 1.000 |
| Hodson      | 1  | 0 | 0 | 1 | .500  | Snow          | 1  | 1 | 0 | 0 | 1.000 |
| Holmqvist   | 1  | 1 | 0 | 0 | 1.000 | Storr         | 2  | 1 | 1 | 0 | .500  |
| Howard      | 3  | 2 | 1 | 0 | .667  | Theodore      | 2  | 2 | 0 | 0 | 1.000 |
| Huet        | 2  | 0 | 2 | 0 | .000  | Thibault      | 3  | 0 | 2 | 1 | .167  |
| Irbe        | 1  | 0 | 0 | 1 | .500  | Toivonen      | 2  | 1 | 1 | 0 | .500  |
| B. Johnson  | 3  | 1 | 1 | 1 | .500  | Toskala       | 1  | 1 | 0 | 0 | 1.000 |
| Joseph      | 2  | 0 | 0 | 2 | .500  | Turco         | 3  | 0 | 2 | 1 | .167  |
| Khabibulin  | 4  | 1 | 2 | 1 | .375  | Turek         | 4  | 1 | 1 | 2 | .500  |
| Kiprusoff   | 5  | 2 | 2 | 1 | .500  | Vanbiesbrouck | 1  | 0 | 0 | 1 | .500  |
| Labarbera   | 1  | 1 | 0 | 0 | 1.000 | Varlamov      | 1  | 1 | 0 | 0 | 1.000 |
| Lalime      | 2  | 1 | 1 | 0 | .500  | C. Ward       | 1  | 0 | 1 | 0 | .000  |
| Leclaire    | 1  | 0 | 1 | 0 | .000  | Weekes        | 1  | 0 | 1 | 0 | .000  |
| Legace      | 8  | 0 | 7 | 1 | .063  |               |    |   |   |   |       |

# TEAM HISTORY & RECORDS

## OVERTIME HISTORY

### OPPONENT OVERTIME SCORING

|               | G | A | PTS |                | G | A | PTS |
|---------------|---|---|-----|----------------|---|---|-----|
| S. Fedorov    | 1 | 2 | 3   | Ray Bourque    | 0 | 1 | 1   |
| C. Pronger    | 1 | 2 | 3   | D. Boyle       | 0 | 1 | 1   |
| Marleau       | 2 | 0 | 2   | Bulis          | 0 | 1 | 1   |
| Shanahan      | 2 | 0 | 2   | Burmistrov     | 0 | 1 | 1   |
| A. Aucoin     | 1 | 1 | 2   | Chelios        | 0 | 1 | 1   |
| Bertuzzi      | 1 | 1 | 2   | Chubarov       | 0 | 1 | 1   |
| B. Morrison   | 1 | 1 | 2   | Cooke          | 0 | 1 | 1   |
| Selanne       | 1 | 1 | 2   | Crosby         | 0 | 1 | 1   |
| Ovechkin      | 0 | 2 | 2   | Cullen         | 0 | 1 | 1   |
| Rafalski      | 0 | 2 | 2   | Datsyuk        | 0 | 1 | 1   |
| M. Savard     | 0 | 2 | 2   | Demitra        | 0 | 1 | 1   |
| Spacek        | 0 | 2 | 2   | Doan           | 0 | 1 | 1   |
| J. Thornton   | 0 | 2 | 2   | Domenichelli   | 0 | 1 | 1   |
| I. Tverdovsky | 0 | 2 | 2   | Dvorak         | 0 | 1 | 1   |
| I. White      | 0 | 2 | 2   | Eager          | 0 | 1 | 1   |
| Zetterberg    | 0 | 2 | 2   | Getzlaf        | 0 | 1 | 1   |
| Albelin       | 1 | 0 | 1   | Gomez          | 0 | 1 | 1   |
| Bogosian      | 1 | 0 | 1   | Hejduk         | 0 | 1 | 1   |
| Rene Bourque  | 1 | 0 | 1   | Huskins        | 0 | 1 | 1   |
| Briere        | 1 | 0 | 1   | Jagr           | 0 | 1 | 1   |
| V. Bure       | 1 | 0 | 1   | K. Johnsson    | 0 | 1 | 1   |
| Cleary        | 1 | 0 | 1   | D. Keith       | 0 | 1 | 1   |
| Cross         | 1 | 0 | 1   | Kennedy        | 0 | 1 | 1   |
| Crowley       | 1 | 0 | 1   | Kesler         | 0 | 1 | 1   |
| Eastwood      | 1 | 0 | 1   | S. Koivu       | 0 | 1 | 1   |
| Ebbett        | 1 | 0 | 1   | Viktor Kozlov  | 0 | 1 | 1   |
| Erhoff        | 1 | 0 | 1   | Latendresse    | 0 | 1 | 1   |
| Elias         | 1 | 0 | 1   | Letowski       | 0 | 1 | 1   |
| Footo         | 1 | 0 | 1   | Lidstrom       | 0 | 1 | 1   |
| Forsberg      | 1 | 0 | 1   | Lukowich       | 0 | 1 | 1   |
| Franzen       | 1 | 0 | 1   | A. MacInnis    | 0 | 1 | 1   |
| Gaborik       | 1 | 0 | 1   | Marchant       | 0 | 1 | 1   |
| Hamilton      | 1 | 0 | 1   | Matvichuk      | 0 | 1 | 1   |
| Hull          | 1 | 0 | 1   | McDonald       | 0 | 1 | 1   |
| F. Kaberle    | 1 | 0 | 1   | D. Morris      | 0 | 1 | 1   |
| Vy. Kozlov    | 1 | 0 | 1   | Nagy           | 0 | 1 | 1   |
| L. Krajcek    | 1 | 0 | 1   | Nickulas       | 0 | 1 | 1   |
| Laich         | 1 | 0 | 1   | R. Neidermayer | 0 | 1 | 1   |
| Letang        | 1 | 0 | 1   | Oshie          | 0 | 1 | 1   |
| McCauley      | 1 | 0 | 1   | Palffy         | 0 | 1 | 1   |
| Messier       | 1 | 0 | 1   | Patrick        | 0 | 1 | 1   |
| Z. Michalek   | 1 | 0 | 1   | B. Richards    | 0 | 1 | 1   |
| K. Miller     | 1 | 0 | 1   | Salei          | 0 | 1 | 1   |
| Modry         | 1 | 0 | 1   | Salvador       | 0 | 1 | 1   |
| Papineau      | 1 | 0 | 1   | Satan          | 0 | 1 | 1   |
| Prospal       | 1 | 0 | 1   | Semin          | 0 | 1 | 1   |
| Souray        | 1 | 0 | 1   | Sharp          | 0 | 1 | 1   |
| Stumpel       | 1 | 0 | 1   | Sopel          | 0 | 1 | 1   |
| S. Thomas     | 1 | 0 | 1   | Stoll          | 0 | 1 | 1   |
| Tkachuk       | 1 | 0 | 1   | Stuart         | 0 | 1 | 1   |
| Warrener      | 1 | 0 | 1   | Suchy          | 0 | 1 | 1   |
| Woolley       | 1 | 0 | 1   | Tanguay        | 0 | 1 | 1   |
| Wright        | 1 | 0 | 1   | Visnovsky      | 0 | 1 | 1   |
| Amonte        | 0 | 1 | 1   | Vrbata         | 0 | 1 | 1   |
| Backstrom     | 0 | 1 | 1   | S. Yelle       | 0 | 1 | 1   |
| Bates         | 0 | 1 | 1   | M. York        | 0 | 1 | 1   |
| Bednar        | 0 | 1 | 1   | Yzerman        | 0 | 1 | 1   |
| R. Blake      | 0 | 1 | 1   | Zanon          | 0 | 1 | 1   |

### NASHVILLE OVERTIME SCORING

|             | G | A | PTS |
|-------------|---|---|-----|
| Legwand     | 7 | 7 | 14  |
| Suter       | 2 | 6 | 8   |
| Weber       | 4 | 3 | 7   |
| Timonen     | 1 | 6 | 7   |
| Sullivan    | 3 | 3 | 6   |
| Walker      | 3 | 3 | 6   |
| Zidlicky    | 1 | 5 | 6   |
| Delmore     | 3 | 2 | 5   |
| Johnson     | 2 | 3 | 5   |
| Erat        | 2 | 2 | 4   |
| Hartnell    | 2 | 2 | 4   |
| Ronning     | 2 | 2 | 4   |
| Arnott      | 1 | 3 | 4   |
| Dumont      | 1 | 3 | 4   |
| Arkhipov    | 2 | 1 | 3   |
| Hamhuis     | 1 | 2 | 3   |
| Eaton       | 1 | 2 | 3   |
| Kariya      | 1 | 2 | 3   |
| J. York     | 1 | 2 | 3   |
| Bonk        | 0 | 3 | 3   |
| Orszagh     | 0 | 3 | 3   |
| Bouillon    | 1 | 1 | 2   |
| Peverley    | 1 | 1 | 2   |
| Radulov     | 1 | 1 | 2   |
| Murray      | 0 | 2 | 2   |
| Skrastins   | 0 | 2 | 2   |
| Ward        | 0 | 2 | 2   |
| Yachmenev   | 0 | 2 | 2   |
| Berenzweig  | 1 | 0 | 1   |
| Bordeleau   | 1 | 0 | 1   |
| Forsberg    | 1 | 0 | 1   |
| Franson     | 1 | 0 | 1   |
| Hulse       | 1 | 0 | 1   |
| Hutchinson  | 1 | 0 | 1   |
| Koistinen   | 1 | 0 | 1   |
| Krivokrasov | 1 | 0 | 1   |
| Robitaille  | 1 | 0 | 1   |
| Classen     | 0 | 1 | 1   |
| de Vries    | 0 | 1 | 1   |
| Fitzgerald  | 0 | 1 | 1   |
| Goc         | 0 | 1 | 1   |
| Hlavac      | 0 | 1 | 1   |
| Houlder     | 0 | 1 | 1   |
| Millar      | 0 | 1 | 1   |
| Peltonen    | 0 | 1 | 1   |
| Rinne       | 0 | 1 | 1   |
| Wilson      | 0 | 1 | 1   |
| Zanon       | 0 | 1 | 1   |



# TEAM HISTORY & RECORDS

## OVERTIME HISTORY

### OVERTIME DECISIONS

| Date     | Result                        | Goal Scorer/Time  | Goaltenders       |
|----------|-------------------------------|-------------------|-------------------|
| 1/14/99  | Nashville 1 at DETROIT 2      | Vy. Kozlov, 2:54  | Vokoun/Osgood     |
| 1/30/99  | NASHVILLE 3 at New Jersey 2   | Bordeleau, 2:43   | Dunham/Brodeur    |
| 2/13/99  | PITTSBURGH 3 at Nashville 2   | K. Miller, 3:39   | Vokoun/Skudra     |
| 11/3/99  | Nashville 4 at CALGARY 5      | Albelin, 4:56     | Dunham/Fuhr       |
| 11/22/99 | Nashville 2 at ST. LOUIS 3    | Eastwood, 2:39    | Dunham/Turek      |
| 12/6/99  | NASHVILLE 4 at Atlanta 3      | Robitaille, 2:26  | Dunham/Maracle    |
| 1/13/00  | VANCOUVER 4 at Nashville 3    | Messier, 3:29     | Dunham/Snow       |
| 1/21/00  | Nashville 4 at CALGARY 5      | V. Bure, 3:06     | Dunham/Brathwaite |
| 1/24/00  | NASHVILLE 3 at Edmonton 2     | Krivokrasov, 1:19 | Dunham/Salo       |
| 2/10/00  | BUFFALO 2 at Nashville 1      | Woolley, 4:08     | Vokoun/Hasek      |
| 3/4/00   | Nashville 2 at LOS ANGELES 3  | Stumpel, 0:28     | Dunham/Storr      |
| 3/14/00  | Nashville 2 at DETROIT 3      | Shanahan, 4:10    | Vokoun/Osgood     |
| 3/17/00  | NASHVILLE 4 at Phoenix 3      | Johnson, 3:56     | Vokoun/Burke      |
| 3/19/00  | NASHVILLE 2 at Los Angeles 1  | Ronning, 0:51     | Dunham/Storr      |
| 10/19/00 | NASHVILLE 2 at Detroit 1      | Ronning, 1:51     | Dunham/Legace     |
| 10/25/00 | Nashville 1 at COLORADO 2     | Forsberg, 3:58    | Dunham/Roy        |
| 12/23/00 | NASHVILLE 3 at NY Rangers 2   | Legwand, 3:17     | Dunham/McLean     |
| 1/17/01  | Nashville 3 at DALLAS 4       | Hull, 1:41        | Vokoun/Belfour    |
| 1/19/01  | Boston 0 at NASHVILLE 1       | Hulse, 2:24       | Dunham/Dafoe      |
| 3/11/01  | Nashville 0 at ANAHEIM 1      | Crowley, 3:40     | Dunham/Giguere    |
| 3/22/01  | NASHVILLE 2 at Chicago 1      | Eaton, 1:54       | Vokoun/Thibault   |
| 3/29/01  | Phoenix 3 at NASHVILLE 4      | Legwand, 0:36     | Vokoun/Burke      |
| 10/25/01 | NASHVILLE 5 at Calgary 4      | Delmore, 3:20     | Dunham/Turek      |
| 12/29/01 | Detroit 2 at NASHVILLE 3      | Berenzweig, 2:20  | Dunham/Hasek      |
| 1/17/02  | Toronto 2 at NASHVILLE 3      | Johnson, 0:47     | Dunham/Schwab     |
| 1/24/02  | NASHVILLE 3 at Philadelphia 2 | Arkipov, 1:16     | Dunham/Cechmanek  |
| 2/9/02   | NASHVILLE 1 at Columbus 0     | Arkipov, 2:45     | Vokoun/Denis      |
| 10/15/02 | Nashville 3 at NY ISLANDERS 4 | Aucoin, 1:50      | Vokoun/Osgood     |
| 10/18/02 | Nashville 2 at NEW JERSEY 3   | Elias, 1:16       | Dunham/Brodeur    |
| 11/2/02  | Nashville 5 at LOS ANGELES 6  | Modry, 1:45       | Dunham/Potvin     |
| 11/3/02  | Nashville 1 at PHOENIX 2      | Briere, 4:20      | Vokoun/Boucher    |
| 12/23/02 | NASHVILLE 3 at Florida 2      | Legwand, 0:48     | Vokoun/Luongo     |
| 1/7/03   | St. Louis 1 at NASHVILLE 2    | Delmore, 4:44     | Vokoun/Johnson    |
| 1/11/03  | Phoenix 3 at NASHVILLE 4      | Walker, 0:37      | Vokoun/Pelletier  |
| 1/18/03  | NASHVILLE 3 at Edmonton 2     | Delmore, 3:35     | Vokoun/Markkanen  |
| 3/1/03   | Chicago 4 at NASHVILLE 5      | Walker, 2:49      | Vokoun/Thibault   |
| 3/4/03   | Nashville 1 at ST. LOUIS 2    | Papineau, 1:45    | Vokoun/Sanford    |
| 3/23/03  | Nashville 2 at EDMONTON 3     | Cross, 2:12       | Vokoun/Salo       |
| 4/1/03   | ANAHEIM 2 at Nashville 1      | Thomas, 4:07      | Vokoun/Giguere    |
| 11/21/03 | NASHVILLE 4 at Anaheim 3      | Hartnell, 1:31    | Vokoun/Giguere    |
| 12/3/03  | NASHVILLE 2 at Carolina 1     | Hartnell, 3:30    | Vokoun/Weekes     |
| 12/16/03 | VANCOUVER 2 at Nashville 1    | Morrison, 1:19    | Vokoun/Cloutier   |
| 12/18/03 | Nashville 4 at MONTREAL 5     | Souray, 0:35      | Vokoun/Garon      |
| 1/8/04   | Colorado 3 at NASHVILLE 4     | York, 1:12        | Mason/Aebischer   |
| 1/31/04  | San Jose 2 at NASHVILLE 3     | Zidlicky, 4:44    | Vokoun/Nabokov    |
| 2/20/04  | NASHVILLE 3 at Anaheim 2      | Walker, 3:34      | Vokoun/Giguere    |
| 2/28/04  | NY Rangers 1 at NASHVILLE 2   | Hutchinson, 3:50  | Vokoun/Markkanen  |
| 3/14/04  | Nashville 2 at DETROIT 3      | Shanahan, 0:40    | Vokoun/Joseph     |
| 3/27/04  | COLUMBUS 3 at Nashville 2     | Wright, 2:03      | Vokoun/Denis      |
| 4/4/04   | NASHVILLE 2 at Colorado 1     | Legwand, 0:32     | Mason/Salo        |
| 1/14/99  | Nashville 1 at DETROIT 3      | Vy. Kozlov, 2:55  | Vokoun/Osgood     |
| 1/30/99  | NASHVILLE 3 at New Jersey 3   | Bordeleau, 2:44   | Dunham/Brodeur    |
| 2/13/99  | PITTSBURGH 3 at Nashville 3   | K. Miller, 3:40   | Vokoun/Skudra     |
| 11/3/99  | Nashville 4 at CALGARY 6      | Albelin, 4:57     | Dunham/Fuhr       |
| 11/22/99 | Nashville 2 at ST. LOUIS 4    | Eastwood, 2:40    | Dunham/Turek      |

# TEAM HISTORY & RECORDS

## OVERTIME HISTORY

### OVERTIME DECISIONS

| Date     | Result                       | Goal Scorer/Time | Goaltenders       |
|----------|------------------------------|------------------|-------------------|
| 3/5/06   | Nashville 2 at EDMONTON 3    | Pronger, 4:17    | Vokoun/Conklin    |
| 3/9/06   | NASHVILLE 3 at Vancouver 2   | Legwand, 0:06    | Vokoun/Auld       |
| 3/11/06  | Nashville 2 at SAN JOSE 3    | Ehrhoff, 2:56    | Vokoun/Toskala    |
| 10/21/06 | VANCOUVER 4 at Nashville 3   | Krajicek, 2:32   | Vokoun/Luongo     |
| 12/2/06  | CHICAGO 4 at Nashville 3     | Hamilton, 0:59   | Mason/Khabibulin  |
| 12/17/06 | NASHVILLE 2 at St. Louis 1   | Timonen, 3:11    | Mason/Legace      |
| 1/9/07   | Anaheim 4 at NASHVILLE 5     | Sullivan, 3:12   | Vokoun/Bryzgalov  |
| 2/24/07  | Detroit 3 at NASHVILLE 4     | Forsberg, 2:11   | Vokoun/Osgood     |
| 3/22/07  | Nashville 2 at CALGARY 3     | Warrene, 1:27    | Mason/Kiprusoff   |
| 11/15/07 | Chicago 4 at NASHVILLE 5     | Erat, 0:19       | Mason/Khabibulin  |
| 1/24/08  | Nashville 3 at PHOENIX 4     | Michalek, 4:31   | Mason/Bryzgalov   |
| 2/2/08   | Phoenix 2 at NASHVILLE 3     | Radulov, 4:10    | Ellis/Bryzgalov   |
| 2/7/08   | TAMPA BAY 2 at Nashville 1   | Prospal, 0:58    | Ellis/Holmqvist   |
| 2/16/08  | St. Louis 1 at NASHVILLE 2   | Weber, 0:40      | Ellis/Legace      |
| 2/17/08  | Nashville 4 at MINNESOTA 5   | Gaborik, 4:55    | Mason/Backstrom   |
| 3/7/08   | NASHVILLE 2 at Calgary 1     | Dumont, 2:13     | Ellis/Kiprusoff   |
| 3/30/08  | Nashville 0 at DETROIT 1     | Franzen, 3:21    | Ellis/Hasek       |
| 4/1/08   | NASHVILLE 4 at St. Louis 3   | Peverley, 1:43   | Mason/Toivonen    |
| 11/1/08  | NASHVILLE 4 at San Jose 3    | Koistinen, 2:28  | Ellis/Boucher     |
| 11/14/08 | NASHVILLE 4 at Anaheim 3     | Hamhuis, 2:17    | Ellis/Giguere     |
| 11/28/08 | NASHVILLE 4 at Atlanta 3     | Suter, 1:44      | Rinne/Hedberg     |
| 2/19/09  | ST. LOUIS 2 at Nashville 1   | Tkachuk, 2:52    | Rinne/Mason       |
| 2/21/09  | NASHVILLE 1 at St. Louis 0   | Weber, 2:36      | Rinne/Mason       |
| 3/3/09   | Edmonton 5 at NASHVILLE 6    | Arnott, 2:31     | Rinne/Roloson     |
| 3/10/09  | WASHINGTON 2 at Nashville 1  | Fedorov, 2:20    | Ellis/Theodore    |
| 3/18/09  | Nashville 3 at ANAHEIM 4     | Selanne, 0:34    | Rinne/Giguere     |
| 3/28/09  | Los Angeles 3 at NASHVILLE 4 | Sullivan, 3:41   | Rinne/Quick       |
| 10/22/09 | NASHVILLE 6 at Ottawa 5      | Weber, 2:11      | Rinne/Leclaire    |
| 11/25/09 | NASHVILLE 4 at Colorado 3    | Legwand, 3:07    | Rinne/Anderson    |
| 12/2/09  | Nashville 4 at MINNESOTA 5   | Ebbett, 1:26     | Rinne/Backstrom   |
| 12/12/09 | DETROIT 3 at Nashville 2     | Bertuzzi, 0:24   | Rinne/Osgood      |
| 12/31/09 | NASHVILLE 2 at Columbus 1    | Legwand, 0:28    | Ellis/Garon       |
| 3/20/10  | Columbus 0 at NASHVILLE 1    | Franson, 1:54    | Rinne/Mason       |
| 3/29/10  | NASHVILLE 3 at Florida 2     | Bouillon, 1:00   | Ellis/Clemmensen  |
| 4/3/10   | NASHVILLE 4 at Detroit 3     | Suter, 0:16      | Rinne/Howard      |
| 10/16/10 | WASHINGTON 3 at Nashville 2  | Laich, 1:44      | Lindback/Neuvirth |
| 10/19/10 | CALGARY 1 at Nashville 0     | Bourque, 2:10    | Rinne/Kiprusoff   |
| 10/21/10 | PITTSBURGH 4 at Nashville 3  | Letang, 3:49     | Rinne/Fleury      |
| 12/6/10  | Nashville 2 at ATLANTA 3     | Bogosian, 2:11   | Lindback/Pavelec  |
| 2/15/11  | SAN JOSE 2 at Nashville 1    | Marleau, 3:53    | Rinne/Niemi       |
| 3/8/11   | Nashville 2 at SAN JOSE 3    | Marleau, 3:24    | Rinne/Niemi       |
| 3/17/11  | Boston 3 at NASHVILLE 4      | Weber, 3:37      | Rask/Rinne        |
| 3/20/11  | NASHVILLE 4 at Buffalo 3     | Erat, 0:27       | Lindback/Miller   |
| 4/2/11   | DETROIT 4 at Nashville 3     | Cleary, 2:58     | Howard/Rinne      |

### SCORELESS TIES

|         |                              |                 |
|---------|------------------------------|-----------------|
| 3/21/01 | Nashville 0 at Minnesota 0   | Dunham/McLennan |
| 1/13/04 | Los Angeles 0 at Nashville 0 | Mason/Cechmanek |

\* denotes game ended in overtime with a converted penalty shot

# TEAM HISTORY & RECORDS

## ALL-TIME SHOOTOUTS

### Nashville Goaltenders

| Goalie             | Goals     | Attempts   | %             | W-L          |
|--------------------|-----------|------------|---------------|--------------|
| Rinne              | 23        | 103        | 77.67%        | 17-9         |
| Mason              | 11        | 38         | 71.05%        | 7-5          |
| Ellis              | 12        | 30         | 60.00%        | 5-6          |
| Vokoun             | 15        | 37         | 59.46%        | 6-6          |
| <b>TEAM TOTALS</b> | <b>61</b> | <b>208</b> | <b>70.67%</b> | <b>35-26</b> |

### Opposing Goaltenders

| Goalie             | Goals     | Attempts   | %             | W-L          |
|--------------------|-----------|------------|---------------|--------------|
| Kiprusoff (CGY)    | 0         | 3          | 100.00%       | 1-0          |
| Leclaire (CBJ)     | 0         | 3          | 100.00%       | 1-0          |
| Lehtonen (ATL)     | 0         | 3          | 100.00%       | 1-0          |
| Lundqvist (NJR)    | 0         | 3          | 100.00%       | 1-0          |
| Luongo (VAN)       | 0         | 3          | 100.00%       | 1-0          |
| Toivonen (STL)     | 0         | 3          | 100.00%       | 1-0          |
| Varlamov (WSH)     | 0         | 3          | 100.00%       | 1-0          |
| LaBarbera (LA)     | 0         | 2          | 100.00%       | 1-0          |
| Howard (DET)       | 1         | 11         | 90.91%        | 1-0          |
| Giguere (ANA)      | 2         | 10         | 80.00%        | 2-1          |
| Bryzgalov (PHX)    | 3         | 13         | 76.92%        | 1-1          |
| Halak (MTL-STL)    | 3         | 13         | 76.92%        | 2-1          |
| Biron (NYI)        | 1         | 4          | 75.00%        | 1-0          |
| Gerber (EDM)       | 1         | 4          | 75.00%        | 1-0          |
| C. Mason (STL)     | 1         | 4          | 75.00%        | 1-1          |
| Theodore (WSH)     | 1         | 4          | 75.00%        | 1-0          |
| Osgood (DET)       | 3         | 10         | 70.00%        | 2-1          |
| Clemmensen (N.J.)  | 1         | 3          | 66.67%        | 0-1          |
| LeNeveu (PHX)      | 1         | 3          | 66.67%        | 0-1          |
| Brodeur (N.J.)     | 2         | 5          | 60.00%        | 1-1          |
| Nabokov (S.J.)     | 3         | 7          | 57.14%        | 1-1          |
| Turco (DAL-CHI)    | 3         | 7          | 57.14%        | 0-2          |
| S. Mason (CBJ)     | 5         | 11         | 54.55%        | 1-3          |
| Legace (DET-STL)   | 6         | 12         | 50.00%        | 0-3          |
| Backstrom (MIN)    | 2         | 4          | 50.00%        | 1-0          |
| Conklin (CBJ-STL)  | 2         | 4          | 50.00%        | 0-2          |
| Fernandez (BOS)    | 2         | 4          | 50.00%        | 0-1          |
| Boucher (PHI)      | 1         | 2          | 50.00%        | 0-1          |
| Crawford (CHI)     | 1         | 2          | 50.00%        | 0-1          |
| Dubnyk (EDM)       | 1         | 2          | 50.00%        | 0-1          |
| Norrena (CBJ)      | 1         | 2          | 50.00%        | 0-1          |
| Lalime (STL-CHI)   | 4         | 7          | 42.86%        | 2-1          |
| Garon (CBJ)        | 3         | 5          | 40.00%        | 0-1          |
| Ward (CAR)         | 2         | 3          | 33.33%        | 0-1          |
| Anderson (CHI-FLA) | 3         | 4          | 25.00%        | 0-2          |
| Huet (MTL-CHI)     | 4         | 5          | 20.00%        | 0-2          |
| Dunham (NYI)       | 2         | 2          | 0.00%         | 0-1          |
| Fleury (PIT)       | 2         | 2          | 0.00%         | 0-1          |
| Khabibulin (CHI)   | 2         | 2          | 0.00%         | 0-1          |
| Niittymaki (PHI)   | 2         | 2          | 0.00%         | 0-1          |
| <b>OPP. TOTALS</b> | <b>71</b> | <b>196</b> | <b>63.78%</b> | <b>26-35</b> |

### Nashville Shooters

| Player             | Goals     | Attempts   | %             | GDG       |
|--------------------|-----------|------------|---------------|-----------|
| Santorelli         | 3         | 3          | 100.00%       | 1         |
| Sillinger          | 1         | 1          | 100.00%       | 0         |
| Koistinen          | 3         | 4          | 75.00%        | 1         |
| Kariya             | 12        | 18         | 66.67%        | 3         |
| Arnett             | 2         | 3          | 66.67%        | 1         |
| O'Reilly           | 5         | 10         | 50.00%        | 2         |
| Bonk               | 2         | 4          | 50.00%        | 0         |
| Peverley           | 2         | 5          | 40.00%        | 1         |
| Erat               | 14        | 37         | 37.84%        | 10        |
| Fiddler            | 2         | 6          | 33.33%        | 0         |
| Sullivan           | 9         | 28         | 32.14%        | 6         |
| Legwand            | 5         | 16         | 31.25%        | 3         |
| Radulov            | 4         | 14         | 28.57%        | 3         |
| Goc                | 3         | 11         | 27.27%        | 2         |
| Franson            | 1         | 4          | 25.00%        | 1         |
| Dumont             | 2         | 11         | 18.18%        | 1         |
| Zidlicky           | 1         | 6          | 16.67%        | 0         |
| Bouillon           | 0         | 1          | 0.00%         | 0         |
| Boyd               | 0         | 1          | 0.00%         | 0         |
| Forsberg           | 0         | 1          | 0.00%         | 0         |
| Fisher             | 0         | 1          | 0.00%         | 0         |
| Kostitsyn          | 0         | 1          | 0.00%         | 0         |
| Timonen            | 0         | 1          | 0.00%         | 0         |
| Vasicek            | 0         | 1          | 0.00%         | 0         |
| Ward               | 0         | 1          | 0.00%         | 0         |
| Weber              | 0         | 1          | 0.00%         | 0         |
| Wilson             | 0         | 1          | 0.00%         | 0         |
| Gamache            | 0         | 2          | 0.00%         | 0         |
| Hornqvist          | 0         | 3          | 0.00%         | 0         |
| <b>TEAM TOTALS</b> | <b>71</b> | <b>196</b> | <b>36.22%</b> | <b>35</b> |

### Nashville vs.:

|               | W         | L         | PCT.        |
|---------------|-----------|-----------|-------------|
| Anaheim       | 1         | 2         | .333        |
| Atlanta       | 0         | 1         | .000        |
| Boston        | 1         | 0         | 1.000       |
| Calgary       | 0         | 1         | .000        |
| Carolina      | 1         | 0         | 1.000       |
| Chicago       | 5         | 2         | .714        |
| Columbus      | 6         | 2         | .750        |
| Dallas        | 1         | 0         | 1.000       |
| Detroit       | 2         | 3         | .400        |
| Edmonton      | 1         | 1         | .500        |
| Florida       | 1         | 0         | 1.000       |
| Los Angeles   | 0         | 1         | .000        |
| Minnesota     | 0         | 1         | .000        |
| Montreal      | 1         | 1         | .500        |
| New Jersey    | 2         | 1         | .667        |
| NY Islanders  | 1         | 1         | .500        |
| NY Rangers    | 0         | 1         | .000        |
| Philadelphia  | 2         | 0         | 1.000       |
| Phoenix       | 2         | 1         | .667        |
| Pittsburgh    | 1         | 0         | 1.000       |
| St. Louis     | 6         | 3         | .667        |
| San Jose      | 1         | 1         | .500        |
| Vancouver     | 0         | 1         | .000        |
| Washington    | 0         | 2         | .000        |
| <b>TOTALS</b> | <b>35</b> | <b>26</b> | <b>.574</b> |

# TEAM HISTORY & RECORDS

## ALL-TIME SHOOTOUTS

### Opposing Shooters

|                        | Goals    | Attempts   | %            | GDG       |
|------------------------|----------|------------|--------------|-----------|
| Demitra (LA-MIN)       | 2        | 2          | 100.00%      | 1         |
| S. Koivu (MTL)         | 2        | 2          | 100.00%      | 1         |
| Pavelski (S.J.)        | 2        | 2          | 100.00%      | 0         |
| Bertuzzi (DET)         | 1        | 1          | 100.00%      | 0         |
| Bourque (CGY)          | 1        | 1          | 100.00%      | 1         |
| Christensen (NJR)      | 1        | 1          | 100.00%      | 1         |
| Eberle (EDM)           | 1        | 1          | 100.00%      | 0         |
| Hamilton (CHI)         | 1        | 1          | 100.00%      | 0         |
| Hossa (ATL)            | 1        | 1          | 100.00%      | 1         |
| Korpikoski (PHX)       | 1        | 1          | 100.00%      | 0         |
| Kronwall (DET)         | 1        | 1          | 100.00%      | 1         |
| Nielsen (NYI)          | 1        | 1          | 100.00%      | 0         |
| Nummelin (MIN)         | 1        | 1          | 100.00%      | 0         |
| Nylander (WSH)         | 1        | 1          | 100.00%      | 1         |
| Ovechkin (WSH)         | 1        | 1          | 100.00%      | 1         |
| Plekhanec (MTL)        | 1        | 1          | 100.00%      | 0         |
| Raymond (VAN)          | 1        | 1          | 100.00%      | 1         |
| Ribeiro (DAL)          | 1        | 1          | 100.00%      | 0         |
| Roenicke (LA)          | 1        | 1          | 100.00%      | 0         |
| Rolston (MIN)          | 1        | 1          | 100.00%      | 1         |
| Semin (WSH)            | 1        | 1          | 100.00%      | 0         |
| Skinner (CAR)          | 1        | 1          | 100.00%      | 0         |
| Stempniak (PHX)        | 1        | 1          | 100.00%      | 0         |
| Tavares (NYI)          | 1        | 1          | 100.00%      | 1         |
| Wheeler (BOS)          | 1        | 1          | 100.00%      | 0         |
| Yzerman (DET)          | 1        | 1          | 100.00%      | 0         |
| Zajac (N.J.)           | 1        | 1          | 100.00%      | 0         |
| Selanne (ANA)          | 2        | 3          | 66.67%       | 2         |
| Datsyuk (DET)          | 3        | 5          | 60.00%       | 1         |
| Williams (DET-CHI-CBJ) | 2        | 4          | 50.00%       | 0         |
| Aucoin (PHX)           | 1        | 2          | 50.00%       | 1         |
| Cheechoo (S.J.)        | 1        | 2          | 50.00%       | 1         |
| D'Agostini (STL)       | 1        | 2          | 50.00%       | 0         |
| Franzen (DET)          | 1        | 2          | 50.00%       | 1         |
| Getzlaf (ANA)          | 1        | 2          | 50.00%       | 0         |
| Gionta (N.J.)          | 1        | 2          | 50.00%       | 0         |
| Hudler (DET)           | 1        | 2          | 50.00%       | 0         |
| Omark (EDM)            | 1        | 2          | 50.00%       | 1         |
| Zherdev (CBJ)          | 1        | 2          | 50.00%       | 1         |
| Kane (CHI)             | 2        | 5          | 40.00%       | 0         |
| Boyes (STL)            | 2        | 6          | 33.33%       | 1         |
| Nash (CBJ)             | 2        | 6          | 33.33%       | 0         |
| Huselius (S.J.)        | 1        | 3          | 33.33%       | 0         |
| Kozlov (N.J.-NYI-WSH)  | 1        | 3          | 33.33%       | 1         |
| Perron (STL)           | 1        | 3          | 33.33%       | 1         |
| Vrbata (CHI-PHX)       | 1        | 3          | 33.33%       | 1         |
| Voracek (CBJ)          | 1        | 4          | 25.00%       | 1         |
| Zetterberg (DET)       | 1        | 4          | 25.00%       | 0         |
| McDonald (ANA-STL)     | 1        | 5          | 20.00%       | 1         |
| Sharp (CHI)            | 1        | 5          | 20.00%       | 1         |
| Axelsson (BOS)         | 0        | 1          | 0.00%        | 0         |
| Barnaby (CHI)          | 0        | 1          | 0.00%        | 0         |
| Bergeron (BOS)         | 0        | 1          | 0.00%        | 0         |
| Berglund (STL)         | 0        | 1          | 0.00%        | 0         |
| Boyle (S.J.)           | 0        | 1          | 0.00%        | 0         |
| Briere (PHI)           | 0        | 1          | 0.00%        | 0         |
| Cajane (STL)           | 0        | 1          | 0.00%        | 0         |
| Callahan (NJR)         | 0        | 1          | 0.00%        | 0         |
| Cleary (DET)           | 0        | 1          | 0.00%        | 0         |
| Clowe (S.J.)           | 0        | 1          | 0.00%        | 0         |
| Crosby (PIT)           | 0        | 1          | 0.00%        | 0         |
| Doan (PHX)             | 0        | 1          | 0.00%        | 0         |
| Draper (DET)           | 0        | 1          | 0.00%        | 0         |
| Eaves (DET)            | 0        | 1          | 0.00%        | 0         |
| Eriksson (DAL)         | 0        | 1          | 0.00%        | 0         |
| Fedorov (ANA)          | 0        | 1          | 0.00%        | 0         |
| Fiddler (PHX)          | 0        | 1          | 0.00%        | 0         |
| Goote (CBJ)            | 0        | 1          | 0.00%        | 0         |
| Gagne (PHI)            | 0        | 1          | 0.00%        | 0         |
| Gagner (EDM)           | 0        | 1          | 0.00%        | 0         |
| Giroux (PHI)           | 0        | 1          | 0.00%        | 0         |
| Guerin (STL)           | 0        | 1          | 0.00%        | 0         |
| Horton (FLA)           | 0        | 1          | 0.00%        | 0         |
| E. Johnson (STL)       | 0        | 1          | 0.00%        | 0         |
| J. Jokinen (CAR)       | 0        | 1          | 0.00%        | 0         |
| O. Jokinen (CGY)       | 0        | 1          | 0.00%        | 0         |
| Kariya (STL)           | 0        | 1          | 0.00%        | 0         |
| Kessel (BOS)           | 0        | 1          | 0.00%        | 0         |
| Knuble (PHI)           | 0        | 1          | 0.00%        | 0         |
| M. Koivu (MIN)         | 0        | 1          | 0.00%        | 0         |
| Kovalchuk (ATL)        | 0        | 1          | 0.00%        | 0         |
| Kovalev (MTL)          | 0        | 1          | 0.00%        | 0         |
| Lang (PHX)             | 0        | 1          | 0.00%        | 0         |
| Langenbrunner (N.J.)   | 0        | 1          | 0.00%        | 0         |
| Letang (PIT)           | 0        | 1          | 0.00%        | 0         |
| Lombardi (PHX)         | 0        | 1          | 0.00%        | 0         |
| Miller (DET)           | 0        | 1          | 0.00%        | 0         |
| Modano (DAL)           | 0        | 1          | 0.00%        | 0         |
| Morrison (WSH)         | 0        | 1          | 0.00%        | 0         |
| Moulson (NYI)          | 0        | 1          | 0.00%        | 0         |
| Mueller (PHX)          | 0        | 1          | 0.00%        | 0         |
| Nagy (PHX)             | 0        | 1          | 0.00%        | 0         |
| Neal (DAL)             | 0        | 1          | 0.00%        | 0         |
| Nedved (PHX)           | 0        | 1          | 0.00%        | 0         |
| Olesz (FLA)            | 0        | 1          | 0.00%        | 0         |
| Oshie (STL)            | 0        | 1          | 0.00%        | 0         |
| O'Sullivan (CAR)       | 0        | 1          | 0.00%        | 0         |
| Peca (CBJ)             | 0        | 1          | 0.00%        | 0         |
| Perezhogin (MTL)       | 0        | 1          | 0.00%        | 0         |
| Prucha (PHX)           | 0        | 1          | 0.00%        | 0         |
| Pyatt (PHX)            | 0        | 1          | 0.00%        | 0         |
| B. Richards (DAL)      | 0        | 1          | 0.00%        | 0         |
| M. Richards (PHI)      | 0        | 1          | 0.00%        | 0         |
| Ryan (ANA)             | 0        | 1          | 0.00%        | 0         |
| Saprykin (PHX)         | 0        | 1          | 0.00%        | 0         |
| Satan (NYI)            | 0        | 1          | 0.00%        | 0         |
| Schremp (NYI)          | 0        | 1          | 0.00%        | 0         |
| Shanahan (DET)         | 0        | 1          | 0.00%        | 0         |
| Shannon (VAN)          | 0        | 1          | 0.00%        | 0         |
| Steen (STL)            | 0        | 1          | 0.00%        | 0         |
| Stepan (NJR)           | 0        | 1          | 0.00%        | 0         |
| Stillman (FLA)         | 0        | 1          | 0.00%        | 0         |
| Tanguay (CGY)          | 0        | 1          | 0.00%        | 0         |
| Thornton (S.J.)        | 0        | 1          | 0.00%        | 0         |
| Tyutin (CBJ)           | 0        | 1          | 0.00%        | 0         |
| Vyborny (CBJ)          | 0        | 1          | 0.00%        | 0         |
| Backstrom (WSH)        | 0        | 2          | 0.00%        | 0         |
| Brule (CBJ-EDM)        | 0        | 2          | 0.00%        | 0         |
| Elias (N.J.)           | 0        | 2          | 0.00%        | 0         |
| Filppula (DET)         | 0        | 2          | 0.00%        | 0         |
| T. Hall (EDM)          | 0        | 2          | 0.00%        | 0         |
| Havlat (CHI)           | 0        | 2          | 0.00%        | 0         |
| Holmstrom (DET)        | 0        | 2          | 0.00%        | 0         |
| A. Kostitsyn (MTL)     | 0        | 2          | 0.00%        | 0         |
| Novotny (CBJ)          | 0        | 2          | 0.00%        | 0         |
| Parise (N.J.)          | 0        | 2          | 0.00%        | 0         |
| Perry (ANA)            | 0        | 2          | 0.00%        | 0         |
| Rucinsky (STL)         | 0        | 2          | 0.00%        | 0         |
| Tkachuk (STL)          | 0        | 2          | 0.00%        | 0         |
| Vermette (CBJ)         | 0        | 2          | 0.00%        | 0         |
| Toews (CHI)            | 0        | 3          | 0.00%        | 0         |
| Weight (STL)           | 0        | 3          | 0.00%        | 0         |
| <b>OPP. TOTALS</b>     | <b>6</b> | <b>208</b> | <b>29.33</b> | <b>26</b> |



# TEAM HISTORY & RECORDS

## THE PREDATORS VS. THE NHL

### Predators Top Scorers vs. Individual Opponent, All-Time

| Player        | Vs.       | GP | G  | A  | PTS | PIM |
|---------------|-----------|----|----|----|-----|-----|
| David Legwand | Chicago   | 57 | 18 | 28 | 46  | 24  |
| Martin Erat   | Columbus  | 48 | 13 | 29 | 42  | 30  |
| David Legwand | Columbus  | 50 | 18 | 21 | 39  | 48  |
| David Legwand | Detroit   | 57 | 14 | 21 | 35  | 28  |
| Martin Erat   | Chicago   | 46 | 13 | 20 | 33  | 26  |
| David Legwand | Edmonton  | 40 | 11 | 20 | 31  | 20  |
| Martin Erat   | Detroit   | 49 | 15 | 15 | 30  | 44  |
| Kimmo Timonen | Chicago   | 44 | 8  | 22 | 30  | 24  |
| David Legwand | St. Louis | 60 | 9  | 19 | 28  | 34  |
| Kimmo Timonen | Detroit   | 46 | 6  | 20 | 26  | 22  |

### Predators Goal Leaders vs. Individual Opponent, All-Time

| Player        | Vs.      | GP | G  |
|---------------|----------|----|----|
| David Legwand | Columbus | 50 | 18 |
| David Legwand | Chicago  | 57 | 18 |
| Martin Erat   | Detroit  | 49 | 15 |
| David Legwand | Detroit  | 57 | 14 |
| Martin Erat   | Chicago  | 46 | 13 |
| Martin Erat   | Columbus | 48 | 13 |

### Predators Games Played vs. Individual Opponents, All-Time

| Player        | Vs.       | GP |
|---------------|-----------|----|
| David Legwand | St. Louis | 60 |
| David Legwand | Chicago   | 57 |
| David Legwand | Detroit   | 57 |
| David Legwand | Columbus  | 50 |
| Martin Erat   | Detroit   | 49 |

### Predators Assist Leaders vs. Individual Opponent, All-Time

| Player        | Vs.      | GP | A  |
|---------------|----------|----|----|
| Martin Erat   | Columbus | 48 | 29 |
| David Legwand | Chicago  | 57 | 28 |
| Kimmo Timonen | Chicago  | 44 | 22 |
| David Legwand | Columbus | 50 | 21 |
| David Legwand | Detroit  | 57 | 21 |

### Predators Penalty Minutes vs. Individual Opponents, All-Time


| Player         | Vs.       | GP | PIM |
|----------------|-----------|----|-----|
| Jordin Tootoo  | Columbus  | 37 | 95  |
| Jordin Tootoo  | St. Louis | 33 | 89  |
| Dan Hamhuis    | Chicago   | 41 | 68  |
| Scott Hartnell | Calgary   | 20 | 67  |
| Patrick Cote   | Chicago   | 9  | 61  |

### Predators Goals-Against Average Leaders vs. Individual Opponent, All-Time (min. 200 minutes)

| Goalie        | Vs.         | GP | GAA  |
|---------------|-------------|----|------|
| Chris Mason   | Los Angeles | 7  | 1.44 |
| Dan Ellis     | Columbus    | 7  | 1.47 |
| Mike Dunham   | Florida     | 5  | 1.60 |
| Thomas Vokoun | Buffalo     | 5  | 1.75 |
| Chris Mason   | Columbus    | 11 | 1.78 |
| Pekka Rinne   | Phoenix     | 10 | 1.78 |

### Predators Win Leaders vs. Individual Opponent, All-Time

| Goalie       | Vs.       | Wins |
|--------------|-----------|------|
| Tomas Vokoun | Columbus  | 18   |
| Tomas Vokoun | San Jose  | 13   |
| Chris Mason  | St. Louis | 13   |
| Tomas Vokoun | Calgary   | 11   |
| Tomas Vokoun | Phoenix   | 11   |
| Tomas Vokoun | St. Louis | 10   |



### Most Points vs. Individual Opponent, Single Season

| Player         | Vs.      | Season  | GP | G | A  | PTS |
|----------------|----------|---------|----|---|----|-----|
| David Legwand  | Chicago  | 2006-07 | 8  | 6 | 7  | 13  |
| Paul Kariya    | Chicago  | 2006-07 | 8  | 3 | 10 | 13  |
| Paul Kariya    | Columbus | 2005-06 | 8  | 3 | 10 | 13  |
| Marek Zidlicky | Columbus | 2005-06 | 6  | 4 | 7  | 11  |
| Scott Hartnell | Chicago  | 2005-06 | 8  | 3 | 8  | 11  |

### Predators Goal Leaders vs. Individual Opponent, Single Season

| Player             | Vs.       | Season  | GP | G |
|--------------------|-----------|---------|----|---|
| Jason Arnott       | Calgary   | 2006-07 | 4  | 6 |
| Sergei Krivokrasov | Vancouver | 1998-99 | 4  | 6 |
| David Legwand      | Chicago   | 2006-07 | 8  | 6 |
| Yanic Perreault    | Chicago   | 2005-06 | 8  | 6 |

### Predators Assist Leaders vs. Individual Opponent, Single Season

| Player         | Vs.      | Season  | GP | A  |
|----------------|----------|---------|----|----|
| Paul Kariya    | Chicago  | 2006-07 | 8  | 10 |
| Paul Kariya    | Columbus | 2005-06 | 8  | 10 |
| Scott Hartnell | Chicago  | 2005-06 | 8  | 8  |

### Most Penalty Minutes vs. Individual Opponent, Single Season

| Player           | Vs.         | Season  | GP | PIM |
|------------------|-------------|---------|----|-----|
| Patrick Cote     | Chicago     | 1998-99 | 6  | 49  |
| Darcy Hordichuk  | Los Angeles | 2005-06 | 4  | 39  |
| Denny Lambert    | Chicago     | 1998-99 | 5  | 37  |
| Jeremy Stevenson | Chicago     | 2005-06 | 1  | 35  |
| Denny Lambert    | Detroit     | 1998-99 | 6  | 35  |

# TEAM HISTORY & RECORDS

## THE NHL VS. THE PREDATORS

### Top All-Time Scorers vs. Nashville

| Player           | Team(s)         | GP | G  | A  | PTS | PIM |
|------------------|-----------------|----|----|----|-----|-----|
| Nicklas Lidstrom | Detroit         | 74 | 16 | 41 | 57  | 30  |
| Pavel Datsyuk    | Detroit         | 52 | 16 | 38 | 54  | 8   |
| Jarome Iginla    | Calgary         | 44 | 28 | 24 | 52  | 15  |
| Teemu Selanne    | ANA-S.J-COL     | 42 | 23 | 27 | 50  | 10  |
| Patrick Marleau  | San Jose        | 46 | 17 | 25 | 42  | 6   |
| Keith Tkachuk    | PHX-STL         | 51 | 17 | 24 | 41  | 82  |
| Joe Thornton     | BOS-S.J         | 32 | 8  | 33 | 41  | 29  |
| Sergei Fedorov   | DET-ANA-CBJ-WSH | 50 | 15 | 25 | 40  | 32  |
| Pavel Demitra    | STL-L.A-MIN-VAN | 43 | 17 | 22 | 39  | 4   |
| Brendan Shanahan | DET-NYR-N.J     | 42 | 23 | 14 | 37  | 81  |

### Goal Leaders vs. Nashville, All-Time

| Player           | Team(s)                 | GP | G  |
|------------------|-------------------------|----|----|
| Jarome Iginla    | Calgary                 | 44 | 28 |
| Brendan Shanahan | DET-NYR-N.J             | 42 | 23 |
| Teemu Selanne    | ANA-S.J-COL             | 42 | 23 |
| Mike Modano      | Dallas                  | 43 | 20 |
| Robert Lang      | PIT-WSH-DET-CHI-MTL-PHX | 36 | 18 |
| Rick Nash        | Columbus                | 45 | 18 |

### Games Played Leaders vs. Nashville, All-Time

| Player           | Team(s)          | GP |
|------------------|------------------|----|
| Nicklas Lidstrom | Detroit          | 74 |
| Kris Draper      | Detroit          | 66 |
| Tomas Holmstrom  | Detroit          | 63 |
| Kirk Maltby      | Detroit          | 59 |
| Jamal Mayers     | STL-CGY-TOR-S.J. | 53 |

### Assist Leaders vs. Nashville, All-Time

| Player           | Team(s)     | GP | A  |
|------------------|-------------|----|----|
| Nicklas Lidstrom | Detroit     | 74 | 41 |
| Pavel Datsyuk    | Detroit     | 52 | 38 |
| Joe Thornton     | BOS-S.J     | 32 | 33 |
| Teemu Selanne    | ANA-S.J-COL | 42 | 27 |
| Three tied       |             |    | 26 |

### Penalty Minute Leaders vs. Nashville, All-Time

| Player           | Team(s)                 | GP | PIM |
|------------------|-------------------------|----|-----|
| Jody Shelley     | CBJ-S.J                 | 34 | 116 |
| Barret Jackman   | St. Louis               | 43 | 94  |
| Sean Avery       | DET-L.A.-DAL-NYR        | 20 | 86  |
| Keith Tkachuk    | PHX-STL                 | 51 | 82  |
| Todd Simpson     | CGY-FLA-PHX-ANA-OTT-CHI | 21 | 81  |
| Brendan Shanahan | DET-NYR-N.J             | 42 | 81  |

### All-Time Goals-Against Average vs. Nashville (min. 200 minutes)

| Goalie             | Team(s)     | GP | GAA  |
|--------------------|-------------|----|------|
| John Vanbiesbrouck | PHI-NYI     | 4  | 0.73 |
| Roman Cechmanek    | PHI-LA      | 6  | 1.10 |
| Byron Dafeo        | Boston      | 6  | 1.48 |
| Corey Crawford     | Chicago     | 4  | 1.48 |
| Robert Esche       | PHX-PHI     | 4  | 1.51 |
| Roman Turek        | DAL-STL-CGY | 18 | 1.54 |

### All-Time Win Leaders vs. Nashville

| Goalie             | Team(s)        | Wins |
|--------------------|----------------|------|
| Chris Osgood       | DET-NYI-STL    | 19   |
| J.S. Giguere       | CGY-ANA-TOR    | 16   |
| Evgeni Nabokov     | San Jose       | 14   |
| Mikha Kiprusoff    | Calgary        | 14   |
| Nikolai Khabibulin | PHX-T.B-CHI    | 13   |
| Marty Turco        | Dallas-Chicago | 13   |

### Assist Leaders vs. Nashville, Single Season

| Player           | Team(s)   | Season  | GP | A  |
|------------------|-----------|---------|----|----|
| Pavel Datsyuk    | Detroit   | 2006-07 | 8  | 11 |
| Peter Forsberg   | Colorado  | 2002-03 | 4  | 8  |
| Nicklas Lidstrom | Detroit   | 1999-00 | 6  | 8  |
| Chris Pronger    | St. Louis | 1999-00 | 6  | 8  |
| Patrick Kane     | Chicago   | 2007-08 | 8  | 8  |
| Eight tied with  |           |         |    | 7  |

### Penalty Minute Leaders vs. Nashville, Single Season

| Player          | Team(s)   | Season  | GP | PIM |
|-----------------|-----------|---------|----|-----|
| Krzysztof Oliwa | Calgary   | 2003-04 | 4  | 54  |
| Todd Simpson    | Chicago   | 2005-06 | 3  | 44  |
| Kirk Maltby     | Detroit   | 2003-04 | 6  | 38  |
| Kevin Bieksa    | Vancouver | 2007-08 | 3  | 34  |
| Steve Yzerman   | Detroit   | 2003-04 | 6  | 34  |
| Matthew Barnaby | BUF-PIT   | 1998-99 | 3  | 33  |
| Sylvain Blouin  | Minnesota | 2000-01 | 3  | 33  |

### Most Points vs. Nashville, Single Season

| Player         | Team      | Season  | GP | G | A  | PTS |
|----------------|-----------|---------|----|---|----|-----|
| Pavel Datsyuk  | Detroit   | 2006-07 | 8  | 2 | 11 | 13  |
| Alexei Zhamnov | Chicago   | 1998-99 | 6  | 4 | 7  | 11  |
| Martin Havlat  | Chicago   | 2006-07 | 6  | 5 | 5  | 10  |
| Jonathan Toews | Chicago   | 2007-08 | 8  | 5 | 5  | 10  |
| Steve Yzerman  | Detroit   | 1999-00 | 6  | 4 | 6  | 10  |
| Peter Forsberg | Colorado  | 2002-03 | 4  | 2 | 8  | 10  |
| Chris Pronger  | St. Louis | 1999-00 | 6  | 2 | 8  | 10  |
| Patrick Kane   | Chicago   | 2007-08 | 8  | 2 | 8  | 10  |

### Goal Leaders vs. Nashville, Single Season

| Player          | Team(s)   | Season  | GP | G |
|-----------------|-----------|---------|----|---|
| Geoff Sanderson | Columbus  | 2000-01 | 4  | 6 |
| Tony Amonte     | Chicago   | 1998-99 | 6  | 6 |
| Rick Nash       | Columbus  | 2008-09 | 6  | 6 |
| Brad Boyes      | St. Louis | 2007-08 | 8  | 6 |
| Johan Franzen   | Detroit   | 2007-08 | 8  | 6 |
| Robert Lang     | Chicago   | 2007-08 | 8  | 6 |
| Patrick Sharp   | Chicago   | 2007-08 | 8  | 6 |
| Eight tied with |           |         |    | 5 |

# TEAM HISTORY & RECORDS

## ALL-TIME DRAFT HISTORY

### 2011 NHL Entry Draft: June 24-25, 2011 in St. Paul, Minn.

| RD | OVR | NAME            | POS | CLUB                       |
|----|-----|-----------------|-----|----------------------------|
| 2  | 38  | Magnus Hellberg | G   | Almtuna IS (Sweden-2)      |
| 2  | 52  | Miikka Salomaki | LW  | Karpat (Finland)           |
| 4  | 94  | Josh Shalla     | LW  | Saginaw (OHL)              |
| 4  | 112 | Garrett Noonan  | D   | Boston University (H-East) |
| 5  | 142 | Simon Karlsson  | D   | Malmö Jr. (Sweden-Jr.)     |
| 6  | 170 | Chase Balisy    | C   | Western Michigan (CCHA)    |
| 7  | 202 | Brent Andrews   | LW  | Halifax (QMJHL)            |

### 2010 NHL Entry Draft: June 25-26, 2010 in Los Angeles, Calif.

| RD | OVR | NAME            | POS | CLUB                 |
|----|-----|-----------------|-----|----------------------|
| 1  | 18  | Austin Watson   | F   | Peterborough (OHL)   |
| 3  | 78  | Taylor Aronson  | D   | Portland (WHL)       |
| 5  | 126 | Patrick Cehlin  | RW  | Djurgården (Sweden)  |
| 6  | 168 | Anthony Bitetto | D   | Indiana (USHL)       |
| 7  | 194 | David Elser     | LW  | Landshut (Germany-2) |
| 7  | 198 | Joonas Rask     | C   | Ilves (Finland)      |

### 2009 NHL Entry Draft: June 26-27, 2009 in Montreal, Que.

| RD | OVR | NAME                    | POS | CLUB                     |
|----|-----|-------------------------|-----|--------------------------|
| 1  | 11  | Ryan Ellis              | D   | Windsor (OHL)            |
| 2  | 41  | Zach Budish             | RW  | Edina H.S. (USHS-Minn.)  |
| 2  | 42  | Charles-Olivier Roussel | D   | Shawinigan (QMJHL)       |
| 3  | 70  | Taylor Beck             | LW  | Guelph (OHL)             |
| 3  | 72  | Michael Latta           | C   | Guelph (OHL)             |
| 4  | 98  | Craig Smith             | C   | Waterloo (USHL)          |
| 4  | 102 | Mattias Ekholm          | D   | Mora Jr. (Sweden-Jr.)    |
| 4  | 110 | Nick Oliver             | C   | Roseau H.S. (USHS-Minn.) |
| 5  | 132 | Gabriel Bourque         | LW  | Baie-Comeau (QMJHL)      |
| 7  | 192 | Cameron Reid            | C   | Westside (BCHL)          |

### 2008 NHL Entry Draft: June 20-21, 2008 in Ottawa, Ont.

| RD | OVR | NAME            | POS | CLUB                    |
|----|-----|-----------------|-----|-------------------------|
| 1  | 7   | Colin Wilson    | C   | Boston Univ. (H-East)   |
| 1  | 18  | Chet Pickard    | G   | Tri-City (WHL)          |
| 2  | 38  | Roman Josi      | D   | Bern (Switzerland)      |
| 5  | 136 | Taylor Steffen  | LW  | Langley (BCHL)          |
| 6  | 166 | Jeffrey Foss    | D   | R.P.I. (ECAC)           |
| 7  | 201 | Jani Lajunen    | C   | Espoo Jr. (Finland-Jr.) |
| 7  | 207 | Anders Lindback | G   | Brynäs (Sweden)         |

### 2007 NHL Entry Draft: June 22-23, 2007 in Columbus, Ohio

| RD | OVR | NAME             | POS | CLUB                    |
|----|-----|------------------|-----|-------------------------|
| 1  | 23  | Jonathon Blum    | D   | Vancouver (WHL)         |
| 2  | 54  | Jeremy Smith     | G   | Plymouth (OHL)          |
| 2  | 58  | Nick Spaling     | C   | Kitchener (OHL)         |
| 3  | 81  | Ryan Thang       | LW  | Notre Dame (CCHA)       |
| 4  | 114 | Ben Ryan         | C   | Des Moines (USHL)       |
| 4  | 119 | Mark Santorelli  | C   | Chilliwack (WHL)        |
| 5  | 144 | Andreas Thureson | RW  | Malmö (Sweden)          |
| 6  | 174 | Robert Dietrich  | D   | Düsseldorf (Germany)    |
| 7  | 204 | Atte Engren      | G   | Lukko Jr. (Finland-Jr.) |

### 2006 NHL Entry Draft: June 24, 2006 in Vancouver, B.C.

| RD | OVR | NAME            | POS | CLUB                      |
|----|-----|-----------------|-----|---------------------------|
| 2  | 56  | Blake Geoffrion | LW  | U.S. NTDP U-18            |
| 4  | 105 | Niko Snellman   | LW  | Ilves Jr. (Finland-Jr.)   |
| 5  | 146 | Mark Dekanich   | G   | Colgate (ECAC)            |
| 6  | 176 | Ryan Flynn      | RW  | U.S. NTDP U-18            |
| 7  | 206 | Viktor Sjödin   | RW  | Västerås Jr. (Sweden-Jr.) |

### 2005 NHL Entry Draft: July 30, 2005 in Ottawa, Ont.

| RD | OVR | NAME             | D  | CLUB                   |
|----|-----|------------------|----|------------------------|
| 1  | 18  | Ryan Parent      | D  | Guelph (OHL)           |
| 3  | 78  | Teemu Laakso     | D  | HIFK Jr. (Finland-Jr.) |
| 3  | 79  | Cody Franson     | D  | Vancouver (WHL)        |
| 5  | 150 | Cal O'Reilly     | C  | Windsor (OHL)          |
| 6  | 176 | Ryan Maki        | RW | Harvard (ECAC)         |
| 7  | 213 | Scott Todd       | D  | Windsor (OHL)          |
| 7  | 230 | Patric Hörnqvist | LW | Vasby (Sweden-3)       |

### 2004 NHL Entry Draft: June 26-27, 2004 in Raleigh, N.C.

| RD | OVR | NAME               | POS | CLUB                  |
|----|-----|--------------------|-----|-----------------------|
| 1  | 15  | Alexander Radulov  | RW  | Tver (Russia-2)       |
| 3  | 81  | Vaclav Meidl       | C   | Plymouth (OHL)        |
| 4  | 107 | Nick Fugere        | LW  | Gatineau (QMJHL)      |
| 5  | 139 | Kyle Moir          | D   | Swift Current (WHL)   |
| 5  | 147 | Janne Niskala      | D   | Lukko (Finland)       |
| 6  | 178 | Michael Santorelli | C   | Vernon (BCHL)         |
| 6  | 193 | Kevin Schaeffer    | D   | Boston Univ. (H-East) |
| 7  | 209 | Stanislav Balan    | C   | Zlín Jr. (Czech-Jr.)  |
| 8  | 243 | Denis Kulyash      | D   | CSKA Moscow (Russia)  |
| 8  | 258 | Pekka Rinne        | G   | Karpat (Finland)      |
| 9  | 275 | Craig Switzer      | D   | Salmon Arm (BCHL)     |

### 2003 NHL Entry Draft: June 21-22, 2003 in Nashville, Tenn.

| RD | OVR | NAME                 | POS | CLUB                        |
|----|-----|----------------------|-----|-----------------------------|
| 1  | 7   | Ryan Suter           | D   | U.S. NTDP U-18              |
| 2  | 35  | Konstantin Glazachev | LW  | Yaroslavl (Russia)          |
| 2  | 37  | Kevin Klein          | D   | Toronto St. Michael's (OHL) |
| 2  | 49  | Shea Weber           | D   | Kelowna (WHL)               |
| 3  | 76  | Richard Stehlik      | D   | Sherbrooke (QMJHL)          |
| 3  | 89  | Paul Brown           | RW  | Kamloops (WHL)              |
| 3  | 92  | Alexander Sulzer     | D   | Hamburg (Germany)           |
| 3  | 98  | Grigory Shafagin     | C   | Yaroslavl (Russia)          |
| 4  | 117 | Teemu Lassila        | G   | TPS Turku (Finland)         |
| 4  | 133 | Rustam Sidikov       | G   | CSKA Moscow (Russia-2)      |
| 7  | 210 | Andrei Mukhachev     | D   | CSKA Moscow (Russia)        |
| 7  | 213 | Miroslav Hanuljak    | G   | Litvinov Jr. (Czech-Jr.)    |
| 9  | 268 | Lauris Darzins       | C   | Lukko Jr. (Finland-Jr.)     |

### 2002 NHL Entry Draft: June 22-23, 2002 in Toronto, Ont.

| RD | OVR | NAME            | POS | CLUB                |
|----|-----|-----------------|-----|---------------------|
| 1  | 6   | Scottie Upshall | RW  | Kamloops (WHL)      |
| 4  | 102 | Brandon Segal   | RW  | Calgary (WHL)       |
| 5  | 138 | Patrick Jarrett | C   | Owen Sound (OHL)    |
| 6  | 172 | Mike McKenna    | G   | St. Lawrence (ECAC) |
| 7  | 203 | Josh Morrow     | D   | Tri-City (WHL)      |
| 8  | 235 | Kaleb Betts     | C   | Chilliwack (BCJHL)  |
| 9  | 264 | Matt Davis      | G   | Moncton (QMJHL)     |
| 9  | 266 | Steven Spencer  | D   | Swift Current (WHL) |

### 2001 NHL Entry Draft: June 23-24, 2001 in Sunrise, Fla.

| RD | OVR | NAME               | POS | CLUB                     |
|----|-----|--------------------|-----|--------------------------|
| 1  | 12  | Dan Hamhuis        | D   | Prince George (WHL)      |
| 2  | 33  | Timofei Shishkanov | LW  | Spartak (Russia-2)       |
| 2  | 42  | Tomas Slovák       | D   | Kosice (Slovakia)        |
| 3  | 75  | Denis Platonov     | RW  | Saratov (Russia-2)       |
| 3  | 76  | Oliver Setzinger   | C   | Ilves (Finland)          |
| 4  | 98  | Jordin Tootoo      | RW  | Brandon (WHL)            |
| 6  | 178 | Anton Lavrentiev   | D   | Ak Bars Kazan (Russia-2) |
| 8  | 240 | Gustav Gräsberg    | C   | Mora Jr. (Sweden-Jr.)    |
| 9  | 271 | Mikko Lehtonen     | D   | Karpat (Finland)         |

# TEAM HISTORY & RECORDS

## ALL-TIME DRAFT HISTORY

### 2000 NHL Entry Draft: June 24-25, 2000 in Calgary, Alta.

| RD | OVR | NAME            | POS | CLUB                         |
|----|-----|-----------------|-----|------------------------------|
| 1  | 6   | Scott Hartnell  | RW  | Prince Albert (WHL)          |
| 2  | 36  | Daniel Widig    | RW  | Leksand IF (Sweden-Jr.)      |
| 3  | 72  | Mattias Nilsson | D   | MoDo (Sweden-Jr.)            |
| 3  | 89  | Libor Pivko     | LW  | Havířov (Czech)              |
| 5  | 131 | Matt Hendricks  | C   | Blaine H.S. (USHS-Minn.)     |
| 5  | 137 | Mike Stuart     | D   | Colorado College (WCHA)      |
| 5  | 154 | Matt Koalska    | C   | Twin Cities (USHL)           |
| 6  | 173 | Tomas Harant    | D   | Zlína Jr. (Slovak-Jr.)       |
| 6  | 197 | Zbynek Irgl     | LW  | HC Vítkovice (Czech)         |
| 7  | 203 | Jure Penko      | G   | Green Bay (USHL)             |
| 8  | 236 | Mats Christen   | D   | Södertälje (Sweden-Jr.)      |
| 9  | 284 | Martin Hohener  | D   | Kloten (Switzerland)         |
| 8  | 220 | Miroslav Durak  | D   | Slovan Bratislava (Slovakia) |
| 9  | 248 | Darren Haydar   | RW  | New Hampshire (H-East)       |

### 1999 NHL Entry Draft: June 26, 1999 in Boston, Mass.

| RD | OVR | NAME              | POS | CLUB                         |
|----|-----|-------------------|-----|------------------------------|
| 1  | 6   | Brian Finley      | G   | Barrie (OHL)                 |
| 2  | 33  | Jonas Andersson   | RW  | AIK Solna (Sweden-Jr.)       |
| 2  | 52  | Adam Hall         | RW  | Michigan State (CCHA)        |
| 2  | 54  | Andrew Hutchinson | D   | Michigan State (CCHA)        |
| 2  | 61  | Ed Hill           | D   | Barrie (OHL)                 |
| 2  | 65  | Jan Lasak         | G   | ZTK Zvolen (Slovak-Jr.)      |
| 3  | 72  | Brett Angel       | D   | North Bay (OHL)              |
| 4  | 121 | Yevgeny Pavlov    | C   | Lada Togliatti (Russia)      |
| 4  | 124 | Alexandre Krevsun | RW  | Samara (Russia)              |
| 5  | 131 | Konstantin Panov  | RW  | Kamloops (WHL)               |
| 6  | 162 | Timo Helbling     | D   | Davos (Switzerland)          |
| 7  | 191 | Martin Erat       | LW  | ZPS Zlín Jr. (Czech-Jr.)     |
| 7  | 205 | Kyle Kettles      | G   | Neepawa (MJHL)               |
| 8  | 220 | Miroslav Durak    | D   | Slovan Bratislava (Slovakia) |
| 9  | 248 | Darren Haydar     | RW  | New Hampshire (H-East)       |

### 1998 NHL Entry Draft: June 27, 1998 in Buffalo, N.Y.

| RD | OVR | NAME              | POS | CLUB                   |
|----|-----|-------------------|-----|------------------------|
| 1  | 2   | David Legwand     | C   | Plymouth (OHL)         |
| 3  | 60  | Denis Arhipov     | LW  | Ak Bars Kazan (Russia) |
| 3  | 85  | Geoff Koch        | LW  | U. of Michigan (CCHA)  |
| 4  | 88  | Kent Sauer        | D   | North Iowa (USHL)      |
| 5  | 138 | Martin Beauchesne | D   | Sherbrooke (QMJHL)     |
| 6  | 147 | Craig Brunel      | RW  | Prince Albert (WHL)    |
| 8  | 202 | Martin Bartek     | LW  | Sherbrooke (QMJHL)     |
| 9  | 230 | Karlis Skrastins  | D   | TPS Turku (Finland)    |

### 1998 NHL Expansion Draft: June 26, 1998 in Buffalo, N.Y.

| NAME               | POS | CLUB                    |
|--------------------|-----|-------------------------|
| Mikhail Shtalenkov | G   | Mighty Ducks of Anaheim |
| Mike Sullivan      | C   | Boston Bruins           |
| Bob Boughner       | D   | Buffalo Sabres          |
| Joel Bouchard      | D   | Calgary Flames          |
| Jeff Daniels       | LW  | Carolina Hurricanes     |
| Greg Johnson       | C   | Chicago Blackhawks      |
| Uwe Krupp          | D   | Colorado Avalanche      |
| Patrick Cote       | LW  | Dallas Stars            |
| Doug Brown         | RW  | Detroit Red Wings       |
| Doug Friedman      | LW  | Edmonton Oilers         |
| Chris Armstrong    | D   | Florida Panthers        |
| Frederic Chabot    | G   | Los Angeles Kings       |
| Tomas Vokoun       | G   | Montreal Canadiens      |
| Mike Dunham        | G   | New Jersey Devils       |
| J.J. Daigneault    | D   | New York Islanders      |
| Mike Richter       | G   | New York Rangers        |
| Denny Lambert      | LW  | Ottawa Senators         |
| Craig Darby        | RW  | Philadelphia Flyers     |
| John Slaney        | D   | Phoenix Coyotes         |
| Tony Hrkac         | C   | Pittsburgh Penguins     |
| Blair Atcheynum    | RW  | St. Louis Blues         |
| Al Iafrate         | D   | San Jose Sharks         |
| Paul Brousseau     | RW  | Tampa Bay Lightning     |
| Rob Zetterl        | D   | Toronto Maple Leafs     |
| Scott Walker       | RW  | Vancouver Canucks       |
| Andrew Brunette    | LW  | Washington Capitals     |



The Nashville Predators' first-ever draft pick, David Legwand, at the 1998 NHL Entry Draft in Buffalo, New York.



# TEAM HISTORY & RECORDS

## ALUMNI REGISTER

| YEAR    | GP | G | A | PTS | PIM |
|---------|----|---|---|-----|-----|
| 2006-07 | 13 | 1 | 4 | 5   | 13  |

- Signed as a free agent on July 21, 2006.
- Became a free agent on July 1, 2007.

| YEAR          | GP        | G        | A        | PTS      | PIM        |
|---------------|-----------|----------|----------|----------|------------|
| 2003-04       | 47        | 0        | 3        | 3        | 76         |
| 2005-06       | 20        | 0        | 1        | 1        | 45         |
| <b>TOTALS</b> | <b>67</b> | <b>0</b> | <b>4</b> | <b>4</b> | <b>121</b> |

- Signed as a free agent on September 10, 2003.
- Claimed on waivers by Florida on February 13, 2006.

| YEAR    | GP | G | A | PTS | PIM |
|---------|----|---|---|-----|-----|
| 2001-02 | 5  | 0 | 0 | 0   | 2   |

- Selected by Nashville in the second round (33rd overall) of the 1999 Entry Draft.
- Traded to Vancouver along with Ryan Parent for Dan Gendur and Shane O'Brien on October 5, 2010.

| YEAR    | GP | G | A | PTS | PIM |
|---------|----|---|---|-----|-----|
| 1999-00 | 7  | 0 | 1 | 1   | 0   |

- Claimed on waivers from NY Islanders on January 20, 2000.
- Claimed on waivers by NY Islanders on February 19, 2000.

| YEAR          | GP         | G         | A         | PTS        | PIM       |
|---------------|------------|-----------|-----------|------------|-----------|
| 2000-01       | 40         | 6         | 7         | 13         | 4         |
| 2001-02       | 82         | 20        | 22        | 42         | 16        |
| 2002-03       | 79         | 11        | 24        | 35         | 32        |
| 2003-04       | 72         | 9         | 12        | 21         | 22        |
| <b>TOTALS</b> | <b>273</b> | <b>46</b> | <b>65</b> | <b>111</b> | <b>74</b> |

- Selected by Nashville in the third round (60th overall) of the 1998 NHL Entry Draft.
- Became a free agent on July 1, 2006.

| YEAR          | GP         | G          | A          | PTS        | PIM        |
|---------------|------------|------------|------------|------------|------------|
| 2006-07       | 68         | 27         | 27         | 54         | 48         |
| 2007-08       | 79         | 28         | 44         | 72         | 54         |
| 2008-09       | 65         | 33         | 24         | 57         | 49         |
| 2009-10       | 63         | 19         | 27         | 46         | 26         |
| <b>TOTALS</b> | <b>275</b> | <b>107</b> | <b>122</b> | <b>229</b> | <b>177</b> |

- Signed as a free agent on July 2, 2006.
- Traded to New Jersey for Matt Halischuk and a second-round selection in the 2011 Entry Draft (Magnus Hellberg) on June 19, 2010.

| YEAR    | GP | G | A | PTS | PIM |
|---------|----|---|---|-----|-----|
| 1998-99 | 53 | 8 | 6 | 14  | 16  |

- Claimed from St. Louis in the 1998 NHL Expansion Draft on June 26, 1998.
- Traded to St. Louis for a sixth-round selection in the 2000 NHL Entry Draft (Zbynek Irig) on March 23, 1999.

| YEAR    | GP | G | A | PTS | PIM |
|---------|----|---|---|-----|-----|
| 2005-06 | 5  | 1 | 2 | 3   | 0   |

- Acquired from Pittsburgh for a conditional NHL Entry Draft selection (traded to Florida; Florida selected Derrick Lapoint) on September 9, 2005.
- Traded to Washington along with a first-round selection in the 2006 NHL Entry Draft (Semyon Varlamov) for Brendan Witt on March 9, 2006.

| YEAR    | GP | G | A | PTS | PIM |
|---------|----|---|---|-----|-----|
| 2010-11 | 2  | 0 | 0 | 0   | 4   |

- Signed as a free agent on October 20, 2010.
- Became a free agent on July 1, 2011.

| YEAR          | GP        | G        | A        | PTS      | PIM        |
|---------------|-----------|----------|----------|----------|------------|
| 2008-09       | 38        | 0        | 2        | 2        | 54         |
| 2009-10       | 39        | 0        | 2        | 2        | 58         |
| 2010-11       | 15        | 0        | 0        | 0        | 18         |
| <b>TOTALS</b> | <b>92</b> | <b>0</b> | <b>4</b> | <b>4</b> | <b>130</b> |

- Acquired from Florida for Nick Tarnasky on November 28, 2008.

| YEAR          | GP         | G         | A         | PTS       | PIM        |
|---------------|------------|-----------|-----------|-----------|------------|
| 1998-99       | 74         | 2         | 15        | 17        | 140        |
| 1999-00       | 79         | 12        | 20        | 32        | 87         |
| 2000-01       | 66         | 6         | 18        | 24        | 100        |
| <b>TOTALS</b> | <b>219</b> | <b>20</b> | <b>53</b> | <b>73</b> | <b>327</b> |

- Acquired from Edmonton along with Greg de Vries and Eric Fichaud for Mikhail Shtalenkov and Jim Dowd on October 1, 1998.
- Traded to Vancouver for Atlanta's second-round selection in the 2001 NHL Entry Draft (Timofei Shishkanov) on March 9, 2001.

| YEAR          | GP        | G        | A        | PTS       | PIM       |
|---------------|-----------|----------|----------|-----------|-----------|
| 1999-00       | 2         | 0        | 0        | 0         | 0         |
| 2000-01       | 5         | 0        | 0        | 0         | 0         |
| 2001-02       | 26        | 3        | 7        | 10        | 14        |
| 2002-03       | 4         | 0        | 0        | 0         | 0         |
| <b>TOTALS</b> | <b>37</b> | <b>3</b> | <b>7</b> | <b>10</b> | <b>14</b> |

- Acquired from NY Islanders for a fourth round selection (Johan Halvardsson) in the 1999 NHL Entry Draft on April 19, 1999.
- Traded to Dallas along with a conditional selection in the 2004 NHL Entry Draft for Jon Sim on February 17, 2003.

| YEAR    | GP | G | A | PTS | PIM |
|---------|----|---|---|-----|-----|
| 2007-08 | 8  | 1 | 2 | 3   | 0   |

- Acquired from Anaheim for future considerations on February 26, 2008.
- Became a free agent on July 1, 2008

| YEAR          | GP        | G        | A        | PTS      | PIM       |
|---------------|-----------|----------|----------|----------|-----------|
| 1999-00       | 2         | 0        | 0        | 0        | 2         |
| 2000-01       | 8         | 0        | 0        | 0        | 13        |
| <b>TOTALS</b> | <b>10</b> | <b>0</b> | <b>0</b> | <b>0</b> | <b>15</b> |

- Signed as a free agent on July 26, 1999.
- Became a free agent on July 1, 2002.

| YEAR    | GP | G | A | PTS | PIM |
|---------|----|---|---|-----|-----|
| 2003-04 | 13 | 0 | 0 | 0   | 4   |

- Acquired from Minnesota along with Sergei Zholtok for Buffalo's third-round selection (Clayton Stoner) and a fourth-round selection (Patrick Bordeleau) in the 2004 NHL Entry Draft on March 5, 2004.
- Became a free agent on July 1, 2004.

| YEAR          | GP         | G         | A         | PTS       | PIM       |
|---------------|------------|-----------|-----------|-----------|-----------|
| 2007-08       | 79         | 14        | 15        | 29        | 40        |
| 2008-09       | 66         | 9         | 16        | 25        | 34        |
| <b>TOTALS</b> | <b>145</b> | <b>23</b> | <b>31</b> | <b>54</b> | <b>74</b> |

- Signed as a free agent on July 2, 2007.
- Became a free agent on July 1, 2009.

| YEAR          | GP         | G         | A         | PTS       | PIM       |
|---------------|------------|-----------|-----------|-----------|-----------|
| 1998-99       | 72         | 16        | 24        | 40        | 26        |
| 1999-00       | 60         | 10        | 13        | 23        | 30        |
| 2000-01       | 14         | 2         | 3         | 5         | 14        |
| <b>TOTALS</b> | <b>146</b> | <b>28</b> | <b>40</b> | <b>68</b> | <b>70</b> |

- Acquired from Montreal for future considerations on June 26, 1998.
- Claimed on waivers by St. Louis on March 13, 2001.

| YEAR          | GP         | G        | A         | PTS       | PIM       |
|---------------|------------|----------|-----------|-----------|-----------|
| 1998-99       | 64         | 4        | 11        | 15        | 60        |
| 1999-00       | 52         | 1        | 4         | 5         | 23        |
| <b>TOTALS</b> | <b>116</b> | <b>5</b> | <b>15</b> | <b>20</b> | <b>83</b> |

- Claimed from Calgary in the 1998 Expansion Draft on June 26, 1998.
- Claimed on waivers by Dallas on March 14, 2000.

| YEAR          | GP         | G        | A         | PTS       | PIM        |
|---------------|------------|----------|-----------|-----------|------------|
| 1998-99       | 79         | 3        | 10        | 13        | 137        |
| 1999-00       | 62         | 2        | 4         | 6         | 97         |
| <b>TOTALS</b> | <b>141</b> | <b>5</b> | <b>14</b> | <b>19</b> | <b>234</b> |

- Claimed from Buffalo in the 1998 Expansion Draft on June 26, 1998.
- Traded to Pittsburgh for Pavel Skrbek on March 13, 2000.

| YEAR    | GP | G | A | PTS | PIM |
|---------|----|---|---|-----|-----|
| 2009-10 | 18 | 3 | 2 | 5   | 4   |

- Acquired from Calgary for a fourth-round pick in the 2010 Entry Draft (Bill Arnold) on March 3, 2010.
- Traded to Montreal along with Dan Ellis for Sergei Kostitsyn on June 29, 2010.

# TEAM HISTORY & RECORDS

## ALUMNI REGISTER

| YEAR          | GP        | G        | A        | PTS      | PIM       |
|---------------|-----------|----------|----------|----------|-----------|
| 2001-02       | 4         | 0        | 0        | 0        | 2         |
| 2000-01       | 8         | 0        | 0        | 0        | 13        |
| <b>TOTALS</b> | <b>10</b> | <b>0</b> | <b>0</b> | <b>0</b> | <b>15</b> |

- Signed as a free agent on August 8, 2001.
- Traded to Los Angeles for Brett Hauer on December 18, 2001.

| YEAR    | GP | G | A | PTS | PIM |
|---------|----|---|---|-----|-----|
| 2006-07 | 3  | 0 | 1 | 1   | 12  |

- Signed as a free agent on August 4, 2005.
- Became a free agent on July 1, 2007.

| YEAR    | GP | G | A | PTS | PIM |
|---------|----|---|---|-----|-----|
| 2003-04 | 9  | 0 | 0 | 0   | 38  |

- Claimed from Ottawa in the 2003 NHL Waiver Draft on October 3, 2003.
- Traded to Vancouver for future considerations on December 17, 2003.

| YEAR    | GP | G  | A  | PTS | PIM |
|---------|----|----|----|-----|-----|
| 1998-99 | 77 | 11 | 20 | 31  | 26  |

- Claimed from Washington in the 1998 NHL Expansion Draft on June 26, 1998.
- Traded to Atlanta for a conditional selection in the 2000 NHL Entry Draft (Matt Hendricks) on June 21, 1999.

| YEAR          | GP        | G         | A         | PTS       | PIM       |
|---------------|-----------|-----------|-----------|-----------|-----------|
| 1999-00       | 3         | 0         | 0         | 0         | 4         |
| 2000-01       | 60        | 12        | 15        | 27        | 45        |
| 2001-02       | 10        | 1         | 2         | 3         | 8         |
| <b>TOTALS</b> | <b>73</b> | <b>13</b> | <b>17</b> | <b>30</b> | <b>57</b> |

- Acquired from Los Angeles for future considerations on June 1, 1998.
- Became a free agent on July 1, 2007.

| YEAR          | GP        | G        | A         | PTS       | PIM       |
|---------------|-----------|----------|-----------|-----------|-----------|
| 2000-01       | 27        | 2        | 4         | 6         | 14        |
| 2001-02       | 55        | 5        | 6         | 11        | 30        |
| 2002-03       | 8         | 0        | 0         | 0         | 4         |
| <b>TOTALS</b> | <b>90</b> | <b>7</b> | <b>10</b> | <b>17</b> | <b>48</b> |

- Signed as a free agent on March 27, 2000.
- Became a free agent on July 1, 2004.
- Signed as a free agent on August 31, 2005.
- Became a free agent on July 15, 2006.

| YEAR          | GP        | G        | A        | PTS      | PIM        |
|---------------|-----------|----------|----------|----------|------------|
| 1998-99       | 70        | 1        | 2        | 3        | 242        |
| 1999-00       | 21        | 0        | 0        | 0        | 70         |
| <b>TOTALS</b> | <b>91</b> | <b>1</b> | <b>2</b> | <b>3</b> | <b>312</b> |

- Claimed from Dallas in the 1998 NHL Expansion Draft on June 26, 1998.
- Traded to Edmonton for a fifth-round selection in the 2000 NHL Entry Draft (Matt Koalska) on June 12, 2000.

| YEAR    | GP | G | A | PTS | PIM |
|---------|----|---|---|-----|-----|
| 1999-00 | 4  | 0 | 0 | 0   | 10  |

- Acquired from Atlanta for future considerations on June 26, 1999.
- Became a free agent on July 1, 2000.

| YEAR    | GP | G | A | PTS | PIM |
|---------|----|---|---|-----|-----|
| 1998-99 | 35 | 2 | 2 | 4   | 38  |

- Claimed from NY Islanders in the 1998 NHL Expansion Draft on June 26, 1998.
- Traded to Phoenix for future considerations on January 13, 1999.

| YEAR    | GP | G | A | PTS | PIM |
|---------|----|---|---|-----|-----|
| 1998-99 | 9  | 1 | 3 | 4   | 2   |

- Claimed from Carolina in the 1998 NHL Expansion Draft on June 26, 1998.
- Became a free agent on July 1, 1999.

| YEAR    | GP | G | A | PTS | PIM |
|---------|----|---|---|-----|-----|
| 2003-04 | 2  | 0 | 0 | 0   | 0   |

- Signed as a free agent on September 10, 2003.
- Became a free agent on July 1, 2004.

| YEAR          | GP         | G         | A         | PTS       | PIM       |
|---------------|------------|-----------|-----------|-----------|-----------|
| 2001-02       | 73         | 16        | 22        | 38        | 22        |
| 2002-03       | 71         | 18        | 16        | 34        | 28        |
| <b>TOTALS</b> | <b>144</b> | <b>34</b> | <b>38</b> | <b>72</b> | <b>50</b> |

- Acquired from Philadelphia for a third-round selection in the 2002 NHL Entry Draft (traded to Phoenix; Phoenix selected Joe Callahan) on July 31, 2001.
- Traded to Buffalo for a third-round selection in the 2004 NHL Entry Draft (traded to Minnesota; Minnesota selected Clayton Stoner) on June 27, 2003.

| YEAR          | GP         | G        | A         | PTS       | PIM        |
|---------------|------------|----------|-----------|-----------|------------|
| 1998-99       | 6          | 0        | 0         | 0         | 4          |
| 2007-08       | 77         | 4        | 11        | 15        | 71         |
| 2008-09       | 71         | 1        | 4         | 5         | 65         |
| <b>TOTALS</b> | <b>154</b> | <b>5</b> | <b>15</b> | <b>20</b> | <b>140</b> |

- Acquired from Edmonton with Eric Fichaud and Drake Berezhkovsky for Mikhail Shtalenkov and Jim Dowd on October 1, 1998.
- Traded to Colorado for a third-round selection in the 1999 Entry Draft (traded to Colorado; Colorado selected Branko Radivojevic) on October 24, 1998.
- Signed as a free agent on July 2, 2007.
- Became a free agent on July 1, 2009.

| YEAR    | GP | G | A | PTS | PIM |
|---------|----|---|---|-----|-----|
| 2001-02 | 26 | 5 | 2 | 7   | 10  |

- Acquired from Chicago for future considerations on February 6, 2002.
- Became a free agent on July 1, 2002.

| YEAR          | GP         | G         | A          | PTS        | PIM        |
|---------------|------------|-----------|------------|------------|------------|
| 2006-07       | 82         | 21        | 45         | 66         | 28         |
| 2007-08       | 80         | 29        | 43         | 72         | 34         |
| 2008-09       | 82         | 16        | 49         | 65         | 20         |
| 2009-10       | 74         | 17        | 28         | 45         | 20         |
| 2010-11       | 70         | 10        | 9          | 19         | 16         |
| <b>TOTALS</b> | <b>388</b> | <b>93</b> | <b>174</b> | <b>267</b> | <b>118</b> |

- Signed as a free agent on August 29, 2006.
- Bought out of his contract on June 30, 2011.

| YEAR          | GP         | G         | A         | PTS       | PIM        |
|---------------|------------|-----------|-----------|-----------|------------|
| 2000-01       | 34         | 3         | 8         | 11        | 14         |
| 2001-02       | 58         | 3         | 5         | 8         | 24         |
| 2002-03       | 50         | 2         | 7         | 9         | 22         |
| 2003-04       | 75         | 4         | 9         | 13        | 26         |
| 2005-06       | 69         | 3         | 1         | 4         | 44         |
| <b>TOTALS</b> | <b>286</b> | <b>15</b> | <b>30</b> | <b>45</b> | <b>130</b> |

- Acquired from Philadelphia for Detroit's third-round selection in the 2001 NHL Entry Draft (Patrick Sharp) on September 29, 2000.
- Became a free agent on July 1, 2006.

| YEAR    | GP | G | A | PTS | PIM |
|---------|----|---|---|-----|-----|
| 2003-04 | 1  | 0 | 0 | 0   | 0   |

- Acquired from Washington for Alexander Riazantsev on July 14, 2003.
- Became a free agent on July 1, 2004.

| YEAR          | GP         | G         | A         | PTS       | PIM        |
|---------------|------------|-----------|-----------|-----------|------------|
| 2002-03       | 19         | 4         | 2         | 6         | 14         |
| 2003-04       | 17         | 0         | 0         | 0         | 23         |
| 2005-06       | 40         | 8         | 4         | 12        | 42         |
| 2006-07       | 72         | 11        | 15        | 26        | 40         |
| 2007-08       | 79         | 11        | 21        | 32        | 47         |
| 2008-09       | 78         | 11        | 6         | 17        | 24         |
| <b>TOTALS</b> | <b>305</b> | <b>45</b> | <b>48</b> | <b>93</b> | <b>190</b> |

# TEAM HISTORY & RECORDS

## ALUMNI REGISTER

| Peter Forsberg   |    |   | C  | #21 |     |
|--|----|---|----|-----|-----|
| YEAR   | GP | G | A  | PTS | PIM |
| 2006-07  | 17 | 2 | 13 | 15  | 16  |
| <ul style="list-style-type: none"><li>Acquired from Philadelphia for Scottie Upshall, Ryan Parent and a first-round (traded to Nashville; Nashville selected Jonathon Blum) and third-round (traded to Washington; Washington selected Phil Desimone) selection in the 2007 NHL Entry Draft on February 15, 2007.</li><li>Became a free agent on July 1, 2007.</li></ul> |    |   |    |     |     |

| Cody Franson  |            |           | D         | #4, 32    |           |
|---|------------|-----------|-----------|-----------|-----------|
| YEAR  | GP         | G         | A         | PTS       | PIM       |
| 2009-10   | 61         | 6         | 15        | 21        | 16        |
| 2010-11   | 80         | 8         | 21        | 29        | 30        |
| <b>TOTALS</b>   | <b>141</b> | <b>14</b> | <b>36</b> | <b>50</b> | <b>46</b> |
| <ul style="list-style-type: none"><li>• Selected by Nashville in the third round (79th overall) of the 2005 NHL Entry Draft.</li><li>• Traded to Toronto along with Matthew Lombardi for Brett Lebda and Robert Slaney on July 3, 2011.</li></ul> |            |           |           |           |           |

| Doug Friedman   |    | LW |   |     | #8  |
|---|----|----|---|-----|-----|
| YEAR  | GP | G  | A | PTS | PIM |
| 1998-99   | 2  | 0  | 1 | 1   | 14  |
| • Claimed from Edmonton in the 1998 NHL Expansion Draft on June 26, 1998. |    |    |   |     |     |
| • Became a free agent on July 1, 1999.                                    |    |    |   |     |     |

| Simon Gamache |           | LW       | #20, 41  |          |          |
|---------------|-----------|----------|----------|----------|----------|
| YEAR          | GP        | G        | A        | PTS      | PIM      |
| 2003-04       | 7         | 1        | 0        | 1        | 0        |
| 2005-06       | 11        | 0        | 0        | 0        | 0        |
| <b>TOTALS</b> | <b>18</b> | <b>1</b> | <b>0</b> | <b>1</b> | <b>0</b> |

- Acquired from Atlanta with Kirill Safronov for Tomas Kloucek and Ben Simon on December 2, 2003.
- Claimed on waivers by St. Louis on November 29, 2005.
- Claimed on waivers from St. Louis on January 28, 2006.
- Became a free agent on July 1, 2006.

|  |           |           |            |            |            |
|--|-----------|-----------|------------|------------|------------|
| <b>Martin Gelnas</b>                       |           | <b>LW</b> | <b>#23</b> |            |            |
| <b>YEAR</b>                                | <b>GP</b> | <b>G</b>  | <b>A</b>   | <b>PTS</b> | <b>PIM</b> |
| 2007-08                                    | 57        | 9         | 11         | 20         | 20         |
| • Signed as a free agent on July 26, 2007. |           |           |            |            |            |
| • Became a free agent on July 1, 2008.     |           |           |            |            |            |

|                        |           |          |           |            |            |
|------------------------|-----------|----------|-----------|------------|------------|
| <b>Brent Gilchrist</b> |           |          | <b>LW</b> | <b>#41</b> |            |
| <b>YEAR</b>            | <b>GP</b> | <b>G</b> | <b>A</b>  | <b>PTS</b> | <b>PIM</b> |
| 2002-03                | 41        | 1        | 2         | 3          | 14         |

- Signed as a free agent on July 11, 2002.
- Became a free agent on July 1, 2003.

| Marcel Goc                                   |            |           | C         | #9        |           |
|--|------------|-----------|-----------|-----------|-----------|
| YEAR   | GP         | G         | A         | PTS       | PIM       |
| 2009-10                                      | 73         | 12        | 18        | 30        | 14        |
| 2010-11                                      | 51         | 9         | 15        | 24        | 6         |
| <b>TOTALS</b>                                | <b>124</b> | <b>21</b> | <b>33</b> | <b>54</b> | <b>20</b> |
| • Signed as a free agent on August 21, 2009. |            |           |           |           |           |
| • Became a free agent on July 1, 2011.       |            |           |           |           |           |

| David Gosselin |           | LW       |          |          | #40       |
|----------------|-----------|----------|----------|----------|-----------|
| YEAR           | GP        | G        | A        | PTS      | PIM       |
| 1999-00        | 10        | 2        | 1        | 3        | 6         |
| 2001-02        | 3         | 0        | 0        | 0        | 5         |
| <b>TOTALS</b>  | <b>13</b> | <b>2</b> | <b>1</b> | <b>3</b> | <b>11</b> |

- Signed as a free agent on July 9, 1998.
- Traded to Dallas along with a fifth-round selection in the 2003 NHL Entry Draft (Eero Kilpelainen) for Ed Belfour and Cameron Mann on June 29, 2002.

| Triston Grant  |    | LW |   |     | #21 |
|--|----|----|---|-----|-----|
| YEAR   | GP | G  | A | PTS | PIM |
| 2009-10  | 3  | 0  | 0 | 0   | 9   |
| Acquired from Philadelphia along with a seventh-round pick in the 2009 Entry Draft (traded to St. Louis; St. Louis selected Maxwell Tardy) for defenseman Janne Niskala on June 24, 2008. Became a free agent on July 1, 2010. |    |    |   |     |     |

| Denis Grebeshkov   |    |   | D | #37 |     |
|--|----|---|---|-----|-----|
| YEAR   | GP | G | A | PTS | PIM |
| 2009-10  | 4  | 1 | 1 | 2   | 6   |
| Acquired from Edmonton for a second-round selection in the 2010 Entry Draft (Curtis Hamilton). |    |   |   |     |     |
| Became a free agent on July 1, 2010.   |    |   |   |     |     |

|   |    |   |    |     |     |
|---|----|---|----|-----|-----|
| Stu Grimson                             |    |   | LW | #8  |     |
| YEAR                                    | GP | G | A  | PTS | PIM |
| 2001-02                                 | 30 | 1 | 1  | 2   | 76  |
| Signed as a free agent on July 2, 2001. |    |   |    |     |     |

| Ben Guite                               |    | RW |   |     | #24 |
|---|----|----|---|-----|-----|
| YEAR                                    | GP | G  | A | PTS | PIM |
| 2009-10                                 | 6  | 0  | 0 | 0   | 4   |
| Signed as a free agent on July 4, 2009. |    |    |   |     |     |
| Became a free agent on July 1, 2010.    |    |    |   |     |     |

|   |    |    |   |     |     |
|---|----|----|---|-----|-----|
| Sean Haggerty   |    | LW |   |     | #36 |
| YEAR  | GP | G  | A | PTS | PIM |
| 2000-01   | 3  | 0  | 1 | 1   | 0   |
| Claimed on waivers from NY Islanders on May 23, 2000. |    |    |   |     |     |
| Became a free agent on July 1, 2001.                  |    |    |   |     |     |

| Dan Hamhuis   |     | D  |     |     | #2  |
|---|-----|----|-----|-----|-----|
| YEAR  | GP  | G  | A   | PTS | PIM |
| 2003-04   | 80  | 7  | 19  | 26  | 57  |
| 2005-06   | 82  | 7  | 31  | 38  | 70  |
| 2006-07   | 81  | 6  | 14  | 20  | 66  |
| 2007-08   | 80  | 4  | 23  | 27  | 66  |
| 2008-09   | 82  | 3  | 23  | 26  | 67  |
| 2009-10   | 78  | 5  | 19  | 24  | 49  |
| TOTALS  | 483 | 32 | 129 | 161 | 375 |
| Selected by Nashville in the first round<br>(12th overall) of the 2001 NHL Entry Draft.                                   |     |    |     |     |     |
| Traded to Philadelphia along with a<br>conditional selection in the 2011 Entry<br>Draft for Ryan Parent on June 19, 2010. |     |    |     |     |     |

| Adam Hall |     |    | RW | #18, 34 |     |
|-----------|-----|----|----|---------|-----|
| YEAR      | GP  | G  | A  | PTS     | PIM |
| 2001-02   | 1   | 0  | 1  | 1       | 0   |
| 2002-03   | 79  | 16 | 12 | 28      | 31  |
| 2003-04   | 79  | 13 | 14 | 27      | 37  |
| 2005-06   | 75  | 14 | 15 | 29      | 40  |
| TOTALS    | 234 | 43 | 42 | 85      | 108 |

- Selected by Nashville in the second round (52nd overall) of the 1999 NHL Entry Draft.
- Traded to NY Rangers for Dominic Moore on July 19, 2006.

| Scott Hartnell |     | LW |     |     | #17 |
|----------------|-----|----|-----|-----|-----|
| YEAR           | GP  | G  | A   | PTS | PIM |
| 2000-01        | 75  | 2  | 14  | 16  | 48  |
| 2001-02        | 75  | 14 | 27  | 41  | 111 |
| 2002-03        | 82  | 12 | 22  | 34  | 101 |
| 2003-04        | 59  | 18 | 15  | 33  | 87  |
| 2005-06        | 81  | 25 | 23  | 48  | 101 |
| 2006-07        | 64  | 22 | 17  | 39  | 96  |
| TOTALS         | 436 | 93 | 118 | 211 | 544 |

- Selected by Nashville in the first round (sixth overall) of the 2000 NHL Entry Draft.
- Traded to Philadelphia along with Kimmo Timonen for a first-round selection in the 2007 NHL Entry Draft (Jonathon Blum) on June 18, 2007.

| Brett Hauer  |    | D |   |     | #14 |
|--|----|---|---|-----|-----|
| YEAR   | GP | G | A | PTS | PIM |
| 2001-02  | 3  | 0 | 0 | 0   | 6   |
| <ul style="list-style-type: none"><li>• Acquired from Los Angeles for Rich Brennan on December 18, 2001.</li><li>• Became a free agent on July 17, 2002.</li></ul> |    |   |   |     |     |

| Darren Haydar |    | RW |   |     | #54 |
|---------------|----|----|---|-----|-----|
| YEAR          | GP | G  | A | PTS | PIM |
| 2002-03       | 2  | 0  | 0 | 0   | 0   |

- Selected by Nashville in the ninth round (248th overall) of the 1999 NHL Entry Draft.
- Became a free agent on July 1, 2006.

|  |           |          |           |            |            |
|--|-----------|----------|-----------|------------|------------|
| <b>Matt Henderson</b>  |           |          | <b>LW</b> | <b>#47</b> |            |
| <b>YEAR</b>  | <b>GP</b> | <b>G</b> | <b>A</b>  | <b>PTS</b> | <b>PIM</b> |
| 1998-99  | 2         | 0        | 0         | 0          | 2          |
| <ul style="list-style-type: none"><li>• Signed as a free agent on July 13, 1998.</li><li>• Traded to Philadelphia for Paul Healey on September 27, 1999.</li></ul> |           |          |           |            |            |

| Jukka Hentunen  |    |   | RW | #27 |     |
|---|----|---|----|-----|-----|
| YEAR  | GP | G | A  | PTS | PIM |
| 2001-02   | 10 | 2 | 2  | 4   | 0   |
| <ul style="list-style-type: none"><li>• Acquired from Calgary for a conditional selection in the 2003 NHL Entry Draft on March 17, 2002.</li><li>• Became a free agent on July 1, 2006.</li></ul> |    |   |    |     |     |

| Jamie Heward                                |    |   | D  | #20 |     |
|---|----|---|----|-----|-----|
| YEAR  | GP | G | A  | PTS | PIM |
| 1998-99                                     | 63 | 6 | 12 | 18  | 44  |
| • Signed as a free agent on August 6, 1998. |    |   |    |     |     |
| • Became a free agent on July 1, 1999.      |    |   |    |     |     |

# TEAM HISTORY & RECORDS

## ALUMNI REGISTER

|   |    |   |    |     |     |
|---|----|---|----|-----|-----|
| Jan Hlavac  |    |   | LW |     | #17 |
| YEAR  | GP | G | A  | PTS | PIM |
| 2007-08   | 18 | 3 | 10 | 13  | 8   |
| <ul style="list-style-type: none"><li>Acquired from Tampa Bay for a seventh-round selection in the 2008 NHL Entry Draft (traded to Philadelphia; Philadelphia selected Joacim Eriksson) on February 26, 2008.</li><li>Became a free agent on July 1, 2008</li></ul> |    |   |    |     |     |

| Shane Hnidy   |    | D |   |     | #34 |
|---|----|---|---|-----|-----|
| YEAR  | GP | G | A | PTS | PIM |
| 2003-04   | 9  | 0 | 2 | 2   | 10  |
| <ul style="list-style-type: none"><li>Acquired from Ottawa for Colorado's third round choice in the 2004 NHL Entry Draft (Peter Regin) on March 9, 2004.</li><li>Traded to Atlanta for a fourth-round selection in the 2006 NHL Entry Draft (Niko Snellman) on July 30, 2005.</li></ul> |    |   |   |     |     |

| Darcy Hordichuk   | LW         |          |           |           | #16        |
|---|------------|----------|-----------|-----------|------------|
| YEAR  | GP         | G        | A         | PTS       | PIM        |
| 2005-06   | 74         | 7        | 6         | 13        | 163        |
| 2006-07   | 53         | 1        | 3         | 4         | 90         |
| 2007-08   | 45         | 1        | 2         | 3         | 60         |
| <b>TOTALS</b>   | <b>172</b> | <b>9</b> | <b>11</b> | <b>20</b> | <b>313</b> |
| <ul style="list-style-type: none"><li>Acquired from Florida for a fourth-round selection in the 2005 NHL Entry Draft (Matt Duffy) on July 27, 2005.</li><li>Traded to Carolina along with a fifth-round selection in the 2010 NHL Entry Draft for a fifth-round selection in the 2009 NHL Entry Draft (traded to Tampa Bay; Tampa Bay selected Michael Zador) on June 19, 2008.</li></ul> |            |          |           |           |            |

| Bill Houlder  |            | D        |           |           | #23, 3     |
|---------------|------------|----------|-----------|-----------|------------|
| YEAR          | GP         | G        | A         | PTS       | PIM        |
| 1999-00       | 57         | 2        | 12        | 14        | 24         |
| 2000-01       | 81         | 4        | 12        | 16        | 40         |
| 2001-02       | 82         | 0        | 8         | 8         | 40         |
| 2002-03       | 82         | 2        | 4         | 6         | 46         |
| <b>TOTALS</b> | <b>302</b> | <b>8</b> | <b>36</b> | <b>44</b> | <b>150</b> |

- Claimed on waivers from Tampa Bay on November 10, 1999.
- Became a free agent on July 1, 2003.

| Cale Hulse    |            |          | D         |           | #32        |
|---------------|------------|----------|-----------|-----------|------------|
| YEAR          | GP         | G        | A         | PTS       | PIM        |
| 2000-01       | 82         | 1        | 7         | 8         | 128        |
| 2001-02       | 63         | 0        | 2         | 2         | 121        |
| 2002-03       | 80         | 2        | 6         | 8         | 121        |
| <b>TOTALS</b> | <b>225</b> | <b>3</b> | <b>15</b> | <b>18</b> | <b>370</b> |

- Acquired from Calgary along with a third-round selection in the 2001 NHL Entry Draft (Denis Platonov) for Sergei Krivokrasov on March 14, 2000.
- Became a free agent on July 1, 2003.

|  |           |            |          |            |            |
|--|-----------|------------|----------|------------|------------|
| <b>Andrew Hutchinson</b>   | <b>D</b>  | <b>#42</b> |          |            |            |
| <b>YEAR</b>  | <b>GP</b> | <b>G</b>   | <b>A</b> | <b>PTS</b> | <b>PIM</b> |
| 2003-04  | 18        | 4          | 4        | 8          | 4          |
| <ul style="list-style-type: none"><li>• Selected by Nashville in the second round (54th overall) of the 1999 NHL Entry Draft on June 26, 1999.</li><li>• Traded to Carolina for a third-round selection in the 2005 NHL Entry Draft (Teemu Laakso) on July 29, 2005.</li></ul> |           |            |          |            |            |

|                   |     |    |    |     |     |
|-------------------|-----|----|----|-----|-----|
| Andreas Johansson |     |    | LW | #21 |     |
| YEAR              | GP  | G  | A  | PTS | PIM |
| 2002-03           | 56  | 20 | 17 | 37  | 22  |
| 2003-04           | 47  | 12 | 15 | 27  | 26  |
| TOTALS            | 103 | 32 | 32 | 64  | 48  |

- Signed as a free agent on September 4, 2002.
- Became a free agent on July 1, 2004.

| Greg Johnson |     | C  |     |     | #22 |
|--------------|-----|----|-----|-----|-----|
| YEAR         | GP  | G  | A   | PTS | PIM |
| 1998-99      | 68  | 16 | 34  | 50  | 24  |
| 1999-00      | 82  | 11 | 33  | 44  | 40  |
| 2000-01      | 82  | 15 | 17  | 32  | 46  |
| 2001-02      | 82  | 18 | 26  | 44  | 38  |
| 2002-03      | 38  | 8  | 9   | 17  | 22  |
| 2003-04      | 82  | 14 | 18  | 32  | 33  |
| 2005-06      | 68  | 11 | 8   | 19  | 10  |
| TOTALS       | 502 | 93 | 145 | 238 | 213 |

- Claimed from Chicago in the 1998 NHL Expansion Draft on June 26, 1998.
- Became a free agent on July 1, 2006.

| Ryan Jones    |           | RW        |           |           | #28       |
|---------------|-----------|-----------|-----------|-----------|-----------|
| YEAR          | GP        | G         | A         | PTS       | PIM       |
| 2008-09       | 46        | 7         | 10        | 17        | 22        |
| 2009-10       | 41        | 7         | 4         | 11        | 18        |
| <b>TOTALS</b> | <b>87</b> | <b>14</b> | <b>14</b> | <b>28</b> | <b>40</b> |

- Acquired from Minnesota along with a second-round selection in the 2009 NHL Entry Draft (Charles-Olivier Rousseau) for defenseman Marek Zidlicky on July 1, 2008.
- Claimed on waivers by Edmonton on March 3, 2010.

| Jere Karalahti   |    |   | D | #13, 16 |     |
|--|----|---|---|---------|-----|
| YEAR   | GP | G | A | PTS     | PIM |
| 2001-02  | 15 | 0 | 1 | 1       | 12  |
| <ul style="list-style-type: none"><li>• Acquired from Los Angeles along with a conditional selection in the 2003 NHL Entry Draft (Teemu Lassila) for Cliff Ronning on March 16, 2002.</li><li>• Became a free agent on July 1, 2003.</li></ul> |    |   |   |         |     |

|             |     |    |     |     |     |
|-------------|-----|----|-----|-----|-----|
| Paul Kariya |     |    | LW  | #9  |     |
| YEAR        | GP  | G  | A   | PTS | PIM |
| 2005-06     | 82  | 31 | 54  | 85  | 40  |
| 2006-07     | 82  | 24 | 52  | 76  | 36  |
| TOTALS      | 164 | 55 | 106 | 161 | 76  |

- Signed as a free agent on August 5, 2005.
- Became a free agent on July 1, 2007.

| Dan Keczer  |           | D        |          |          | #2        |
|---|-----------|----------|----------|----------|-----------|
| YEAR  | GP        | G        | A        | PTS      | PIM       |
| 1998-99   | 16        | 0        | 0        | 0        | 12        |
| 1999-00   | 24        | 0        | 5        | 5        | 28        |
| <b>TOTALS</b>   | <b>40</b> | <b>0</b> | <b>5</b> | <b>5</b> | <b>40</b> |
| • Claimed on waivers from Dallas on March 12, 1999.             |           |          |          |          |           |
| • Traded to St. Louis for Rory Fitzpatrick on February 9, 2000. |           |          |          |          |           |

| Patric Kjellberg | RW | #10 |
|------------------|----|-----|
|------------------|----|-----|



# TEAM HISTORY & RECORDS

## ALUMNI REGISTER

| Mikko Lehtonen   |    |   | D | #42 |     |
|--|----|---|---|-----|-----|
| YEAR   | GP | G | A | PTS | PIM |
| 2006-07  | 15 | 1 | 2 | 3   | 8   |
| <ul style="list-style-type: none"><li>Selected by Nashville in the ninth round (271st overall) of the 2001 NHL Entry Draft.</li><li>Traded to Buffalo for a fourth-round selection in the 2007 NHL Entry Draft (Mark Santorelli) on February 27, 2007.</li></ul> |    |   |   |     |     |

| Richard Lintner | D         |          |           |           | #41       |
|-----------------|-----------|----------|-----------|-----------|-----------|
| YEAR            | GP        | G        | A         | PTS       | PIM       |
| 1999-00         | 33        | 1        | 5         | 6         | 22        |
| 2000-01         | 50        | 3        | 5         | 8         | 22        |
| <b>TOTALS</b>   | <b>83</b> | <b>4</b> | <b>10</b> | <b>14</b> | <b>44</b> |

- Acquired from Phoenix along with Cliff Ronning for future considerations on October 31, 1998.
- Traded to NY Rangers for Peter Smrek on March 19, 2002.

| Matthew Lombardi   |    |   | C | #15 |     |
|--|----|---|---|-----|-----|
| YEAR   | GP | G | A | PTS | PIM |
| 2010-11  | 2  | 0 | 0 | 0   | 0   |
| <ul style="list-style-type: none"><li>• Signed as a free agent on July 2, 2010.</li><li>• Traded to Toronto along with Cody Franson for Brett Lebda and Robert Slaney on July 3, 2011.</li></ul> |    |   |   |     |     |

| Cameron Mann  |    |   | RW |     | #28 |
|---|----|---|----|-----|-----|
| YEAR  | GP | G | A  | PTS | PIM |
| 2002-03   | 4  | 0 | 0  | 0   | 0   |
| <ul style="list-style-type: none"><li>• Acquired from Dallas along with Ed Belfour for David Gosselin and a fifth-round selection in the 2003 NHL Entry Draft (Eero Kilpelainen) on June 29, 2002.</li><li>• Became a free agent on July 1, 2003.</li></ul> |    |   |    |     |     |

| Danny Markov  |    |   | D  | #55 |     |
|---|----|---|----|-----|-----|
| YEAR  | GP | G | A  | PTS | PIM |
| 2005-06   | 58 | 0 | 11 | 11  | 62  |
| <ul style="list-style-type: none"><li>• Acquired from Philadelphia for a third-round selection in the 2006 NHL Entry Draft (traded to Los Angeles; Los Angeles selected Bud Holloway) on August 2, 2005.</li><li>• Became a free agent on July 1, 2006.</li></ul> |    |   |    |     |     |

|   |           |          |           |            |            |
|---|-----------|----------|-----------|------------|------------|
| <b>Jim McKenzie</b>   |           |          | <b>LW</b> |            | <b>#19</b> |
| <b>YEAR</b>   | <b>GP</b> | <b>G</b> | <b>A</b>  | <b>PTS</b> | <b>PIM</b> |
| 2003-04   | 61        | 1        | 3         | 4          | 88         |
| <ul style="list-style-type: none"><li>• Signed as a free agent on July 22, 2003.</li><li>• Became a free agent on August 1, 2005.</li></ul> |           |          |           |            |            |

| Craig Millar  |           |          | D         |           | #8        |
|---------------|-----------|----------|-----------|-----------|-----------|
| YEAR          | GP        | G        | A         | PTS       | PIM       |
| 1999-00       | 57        | 3        | 11        | 14        | 28        |
| 2000-01       | 5         | 0        | 0         | 0         | 6         |
| <b>TOTALS</b> | <b>62</b> | <b>3</b> | <b>11</b> | <b>14</b> | <b>34</b> |

- Acquired from Edmonton for Detroit's third-round selection in the 1999 NHL Entry Draft (Mike Comrie) on June 26, 1999.
- Claimed on waivers by Tampa Bay on October 25, 2000.

|   |    |   |   |     |     |
|---|----|---|---|-----|-----|
| Jay More                                  |    |   | D | #4  |     |
| YEAR                                      | GP | G | A | PTS | PIM |
| 1998-99                                   | 18 | 0 | 2 | 2   | 18  |
| • Signed as a free agent on June 4, 1998. |    |   |   |     |     |
| • Became a free agent on July 1, 2001.    |    |   |   |     |     |

| Jason Morgan  |    |   | C | #45 |     |
|---|----|---|---|-----|-----|
| YEAR  | GP | G | A | PTS | PIM |
| 2003-04   | 6  | 0 | 2 | 2   | 2   |
| • Claimed on waivers from Calgary on December 31, 2003. |    |   |   |     |     |
| • Claimed on waivers by Calgary on February 19, 2004.   |    |   |   |     |     |

| Marc Moro  | D         |          |          |          |           | #33, 16 |
|--|-----------|----------|----------|----------|-----------|---------|
| YEAR   | GP        | G        | A        | PTS      | PIM       |         |
| 1999-00  | 8         | 0        | 0        | 0        | 40        |         |
| 2000-01  | 6         | 0        | 0        | 0        | 12        |         |
| 2001-02  | 13        | 0        | 0        | 0        | 23        |         |
| <b>TOTALS</b>  | <b>27</b> | <b>0</b> | <b>0</b> | <b>0</b> | <b>75</b> |         |
| • Acquired from Anaheim along with Chris Mason for Dominic Roussel on October 5, 1998. |           |          |          |          |           |         |
| • Traded to Toronto for D.J. Smith and Marty Wilford on March 1, 2002.                 |           |          |          |          |           |         |

| Mark Mowers   |           |          | C         |           | #18       |
|---------------|-----------|----------|-----------|-----------|-----------|
| YEAR          | GP        | G        | A         | PTS       | PIM       |
| 1998-99       | 30        | 0        | 6         | 6         | 4         |
| 1999-00       | 41        | 4        | 5         | 9         | 10        |
| 2001-02       | 14        | 1        | 2         | 3         | 2         |
| <b>TOTALS</b> | <b>85</b> | <b>5</b> | <b>13</b> | <b>18</b> | <b>16</b> |

- Signed as a free agent on June 11, 1998.
- Became a free agent on July 1, 2002.

| Rem Murray   | LW        |           |           |           | #15       |
|--|-----------|-----------|-----------|-----------|-----------|
| YEAR   | GP        | G         | A         | PTS       | PIM       |
| 2002-03  | 53        | 6         | 13        | 19        | 18        |
| 2003-04  | 39        | 8         | 9         | 17        | 12        |
| <b>TOTALS</b>  | <b>92</b> | <b>14</b> | <b>22</b> | <b>36</b> | <b>30</b> |
| • Acquired from the NY Rangers along with Tomas Kloucek and Marek Zidlicky for Mike Dunham on December 12, 2002. |           |           |           |           |           |
| • Became a free agent on July 1, 2004.   |           |           |           |           |           |

| Brantt Myhres   |    |   | RW |     | #74 |
|---|----|---|----|-----|-----|
| YEAR  | GP | G | A  | PTS | PIM |
| 2000-01   | 20 | 0 | 0  | 0   | 28  |
| • Signed as a free agent on August 15, 2000.                          |    |   |    |     |     |
| • Traded to Washington for future considerations on February 1, 2001. |    |   |    |     |     |

|  |    |   |   |     |     |
|--|----|---|---|-----|-----|
| John Namestnikov   |    |   | D | #20 |     |
| YEAR   | GP | G | A | PTS | PIM |
| 1999-00  | 2  | 0 | 0 | 0   | 2   |
| • Acquired from NY Rangers for Jason Dawe on February 2, 2000. |    |   |   |     |     |
| • Became a free agent on July 1, 2001.                         |    |   |   |     |     |

| Stan Neckar  |    |   | D |     | #6  |
|--|----|---|---|-----|-----|
| YEAR   | GP | G | A | PTS | PIM |
| 2003-04  | 1  | 0 | 1 | 1   | 0   |
| <ul style="list-style-type: none"><li>• Signed as a free agent on November 26, 2003.</li><li>• Traded to Tampa Bay for a sixth-round selection in the 2004 NHL Entry Draft (Kevin Schaeffer) on March 9, 2004.</li></ul> |    |   |   |     |     |

| Jeff Nelson  |    |   | C | #7  |     |
|--|----|---|---|-----|-----|
| YEAR   | GP | G | A | PTS | PIM |
| 1998-99  | 9  | 2 | 1 | 3   | 2   |
| • Signed as a free agent on August 19, 1998.                       |    |   |   |     |     |
| • Traded to Washington for future considerations on June 22, 1999. |    |   |   |     |     |

| Scott Nichol                                |     |    | C  | #12 |     |
|---|-----|----|----|-----|-----|
| YEAR  | GP  | G  | A  | PTS | PIM |
| 2005-06                                     | 34  | 3  | 3  | 6   | 79  |
| 2006-07                                     | 59  | 7  | 6  | 13  | 79  |
| 2007-08                                     | 73  | 10 | 8  | 18  | 72  |
| 2008-09                                     | 43  | 4  | 6  | 10  | 41  |
| TOTALS                                      | 209 | 24 | 23 | 47  | 271 |
| • Signed as a free agent on August 6, 2005. |     |    |    |     |     |
| • Became a free agent on July 1, 2009.      |     |    |    |     |     |

|   |    |   |   |     |     |
|---|----|---|---|-----|-----|
| Shane O'Brien   |    |   | D |     | #55 |
| YEAR  | GP | G | A | PTS | PIM |
| 2010-11   | 80 | 2 | 7 | 9   | 83  |
| • Acquired from Vancouver along with Dan Gendur for Jonas Andersson and Ryan Parent on October 5, 2010. |    |   |   |     |     |
| • Became a free agent on July 1, 2011.  |    |   |   |     |     |

|   |           |           |          |            |            |
|---|-----------|-----------|----------|------------|------------|
| <b>Peter Olvecky</b>  |           | <b>LW</b> |          |            | <b>#36</b> |
| <b>YEAR</b>   | <b>GP</b> | <b>G</b>  | <b>A</b> | <b>PTS</b> | <b>PIM</b> |
| 2009-10   | 1         | 0         | 0        | 0          | 0          |
| <ul style="list-style-type: none"><li>• Signed as a free agent on July 16, 2009.</li><li>• Became a free agent on July 1, 2010.</li></ul> |           |           |          |            |            |

|   |     |    |    |     |     |
|---|-----|----|----|-----|-----|
| Vladimir Orszagh                          |     |    | RW | #33 |     |
| YEAR                                      | GP  | G  | A  | PTS | PIM |
| 2001-02                                   | 79  | 15 | 21 | 36  | 56  |
| 2002-03                                   | 78  | 16 | 16 | 32  | 38  |
| 2003-04                                   | 82  | 16 | 21 | 37  | 74  |
| TOTALS                                    | 239 | 47 | 58 | 105 | 168 |
| • Signed as a free agent on June 1, 2001. |     |    |    |     |     |
| • Became a free agent on August 1, 2005.  |     |    |    |     |     |

| Jed Ortmeyer  |           | RW       |          |          | #41       |
|---------------|-----------|----------|----------|----------|-----------|
| YEAR          | GP        | G        | A        | PTS      | PIM       |
| 2007-08       | 51        | 4        | 4        | 8        | 32        |
| 2008-09       | 2         | 0        | 0        | 0        | 0         |
| <b>TOTALS</b> | <b>53</b> | <b>4</b> | <b>4</b> | <b>8</b> | <b>32</b> |

- Signed as a free agent on July 2, 2007.
- Became a free agent on July 1, 2009.

|  |    |   |   |     |     |
|--|----|---|---|-----|-----|
| Denis Pederson                             |    |   | C | #16 |     |
| YEAR                                       | GP | G | A | PTS | PIM |
| 2002-03                                    | 43 | 4 | 6 | 10  | 39  |
| • Signed as a free agent on July 24, 2002. |    |   |   |     |     |
| • Became a free agent on July 1, 2003.     |    |   |   |     |     |

# TEAM HISTORY & RECORDS

## ALUMNI REGISTER

| Ville Peltonen  |            |           | LW        |           | #16       |
|---|------------|-----------|-----------|-----------|-----------|
| YEAR  | GP         | G         | A         | PTS       | PIM       |
| 1998-99   | 14         | 5         | 5         | 10        | 2         |
| 1999-00   | 79         | 6         | 22        | 28        | 22        |
| 2000-01   | 23         | 3         | 1         | 4         | 2         |
| <b>TOTALS</b>   | <b>116</b> | <b>14</b> | <b>28</b> | <b>42</b> | <b>26</b> |
| * Acquired from San Jose for a fifth-round selection in the 1998 NHL Entry Draft (traded to Phoenix; Phoenix selected Josh Blackburn) on June 26, 1998. |            |           |           |           |           |
| * Became a free agent on July 1, 2001.  |            |           |           |           |           |

|  |    |    |    |     |     |
|--|----|----|----|-----|-----|
| Yanic Perreault                              |    |    | C  | #94 |     |
| YEAR   | GP | G  | A  | PTS | PIM |
| 2005-06                                      | 69 | 22 | 35 | 57  | 30  |
| • Signed as a free agent on October 3, 2005. |    |    |    |     |     |
| • Became a free agent on July 1, 2006.       |    |    |    |     |     |

| Nathan Perrott  |           | RW       |          |          | #20       |
|---|-----------|----------|----------|----------|-----------|
| YEAR  | GP        | G        | A        | PTS      | PIM       |
| 2001-02   | 22        | 1        | 2        | 3        | 74        |
| 2002-03   | 1         | 0        | 0        | 0        | 5         |
| <b>TOTALS</b>   | <b>23</b> | <b>1</b> | <b>2</b> | <b>3</b> | <b>79</b> |
| • Acquired from Chicago for a conditional selection in the 2003 NHL Entry Draft on October 9, 2001. |           |          |          |          |           |
| • Traded to Toronto for Bob Wren on December 31, 2002.  |           |          |          |          |           |

| Rich Peverley  |           |          | C         | #37       |           |
|--|-----------|----------|-----------|-----------|-----------|
| YEAR   | GP        | G        | A         | PTS       | PIM       |
| 2006-07  | 13        | 0        | 1         | 1         | 0         |
| 2007-08  | 33        | 5        | 5         | 10        | 8         |
| 2008-09  | 27        | 2        | 7         | 9         | 15        |
| <b>TOTALS</b>  | <b>73</b> | <b>7</b> | <b>13</b> | <b>20</b> | <b>23</b> |
| • Signed as a free agent on January 17, 2007.        |           |          |           |           |           |
| • Claimed on waivers by Atlanta on January 10, 2008. |           |          |           |           |           |

| Oleg Petrov  |    |   | LW | #14, 20 |     |
|--|----|---|----|---------|-----|
| YEAR   | GP | G | A  | PTS     | PIM |
| 2002-03  | 17 | 2 | 2  | 4       | 2   |
| • Acquired from Montreal for a fourth-round selection in the 2003 NHL Entry Draft (traded to Washington; Washington selected Andreas Valdik) on March 3, 2003. |    |   |    |         |     |
| • Became a free agent on July 1, 2003.   |    |   |    |         |     |

| Domenic Pittis                             |    |   | C | #39 |     |
|--|----|---|---|-----|-----|
| YEAR                                       | GP | G | A | PTS | PIM |
| 2002-03                                    | 2  | 0 | 0 | 0   | 2   |
| • Signed as a free agent on July 24, 2002. |    |   |   |     |     |
| • Became a free agent on July 1, 2003.     |    |   |   |     |     |

| Libor Pivko  |    |   | LW |     | #47 |
|--|----|---|----|-----|-----|
| YEAR   | GP | G | A  | PTS | PIM |
| 2003-04  | 1  | 0 | 0  | 0   | 0   |
| • Selected by Nashville in the third round (89th overall) of the 2000 NHL Entry Draft.   |    |   |    |     |     |
| • Traded to Pittsburgh along with Dominic Moore for a third-round selection in the 2007 NHL Entry Draft (Ryan Thang) on July 19, 2006. |    |   |    |     |     |

| Randy Robitaille  |            |           | C         | #27       |           |
|---|------------|-----------|-----------|-----------|-----------|
| YEAR  | GP         | G         | A         | PTS       | PIM       |
| 1999-00   | 69         | 11        | 14        | 25        | 10        |
| 2000-01   | 62         | 9         | 17        | 26        | 12        |
| <b>TOTALS</b>   | <b>131</b> | <b>20</b> | <b>31</b> | <b>51</b> | <b>22</b> |
| <ul style="list-style-type: none"><li>• Acquired from Atlanta for Denny Lambert on August 16, 1999.</li><li>• Became a free agent on July 1, 2001.</li><li>• Signed as a free agent on August 19, 2005.</li><li>• Claimed on waivers by Minnesota on October 4, 2005.</li></ul> |            |           |           |           |           |

| Cliff Ronning   |            |           | C          |            | #7         |
|---|------------|-----------|------------|------------|------------|
| YEAR  | GP         | G         | A          | PTS        | PIM        |
| 1998-99   | 72         | 18        | 35         | 53         | 40         |
| 1999-00   | 82         | 26        | 36         | 62         | 34         |
| 2000-01   | 80         | 19        | 43         | 62         | 28         |
| 2001-02   | 67         | 18        | 31         | 49         | 24         |
| <b>TOTALS</b>   | <b>301</b> | <b>81</b> | <b>145</b> | <b>226</b> | <b>126</b> |
| * Acquired from Phoenix along with Richard Lintner for future considerations on October 31, 1998.                                     |            |           |            |            |            |
| * Traded to Los Angeles for Jere Karalahti and a conditional selection in the 2003 NHL Entry Draft (Teemu Lassila) on March 16, 2002. |            |           |            |            |            |

|  |    |    |   |        |     |
|--|----|----|---|--------|-----|
| Michael Santorelli   |    | RW |   | #18,53 |     |
| YEAR   | GP | G  | A | PTS    | PIM |
| 2008-09  | 7  | 0  | 0 | 0      | 2   |
| 2009-10  | 25 | 2  | 1 | 3      | 8   |
| <ul style="list-style-type: none"><li>• Selected by Nashville in the sixth round (178th overall) of the 2004 Entry Draft.</li><li>• Traded to Florida for a conditional fifth-round selection in the 2011 Entry Draft on August 5, 2010.</li></ul> |    |    |   |        |     |

| Yves Sarault  |    | LW |   |     | #12 |
|---|----|----|---|-----|-----|
| YEAR  | GP | G  | A | PTS | PIM |
| 2001-02   | 1  | 0  | 0 | 0   | 0   |
| <ul style="list-style-type: none"><li>• Claimed on waivers from Atlanta on June 19, 2001.</li><li>• Traded to Philadelphia along with a conditional selection in the 2003 NHL Entry Draft for Jason Beckett and Petr Hubacek on January 11, 2002.</li></ul> |    |    |   |     |     |

| Dave Scatchard                               | RW |   |   | #38 |     |
|--|----|---|---|-----|-----|
| YEAR   | GP | G | A | PTS | PIM |
| 2009-10                                      | 16 | 3 | 2 | 5   | 17  |
| • Signed as a free agent on October 7, 2009. |    |   |   |     |     |
| • Became a free agent on July 1, 2010.       |    |   |   |     |     |

| Robert Schnabel |           |          | D        | #42, 36  |           |
|-----------------|-----------|----------|----------|----------|-----------|
| YEAR            | GP        | G        | A        | PTS      | PIM       |
| 2001-02         | 1         | 0        | 0        | 0        | 0         |
| 2002-03         | 1         | 0        | 0        | 0        | 0         |
| 2003-04         | 20        | 0        | 3        | 3        | 34        |
| <b>TOTALS</b>   | <b>22</b> | <b>0</b> | <b>3</b> | <b>3</b> | <b>34</b> |

|   |    |     |   |     |     |
|---|----|-----|---|-----|-----|
| Timofei Shishkanov  | LW | #16 |   |     |     |
| YEAR  | GP | G   | A | PTS | PIM |
| 2003-04   | 2  | 0   | 0 | 0   | 0   |
| • Selected by Nashville in the second round (33rd overall) of the 2001 NHL Entry Draft. |    |     |   |     |     |
| • Traded to St. Louis for Mike Sillinger on January 29, 2006.                           |    |     |   |     |     |

# TEAM HISTORY & RECORDS

## ALUMNI REGISTER

| Wyatt Smith   | C         | #46            |
|---------------|-----------|----------------|
| YEAR          | GP        | G A PTS PIM    |
| 2002-03       | 11        | 1 0 1 0        |
| 2003-04       | 18        | 3 1 4 2        |
| <b>TOTALS</b> | <b>29</b> | <b>4 1 5 2</b> |

- Signed as a free agent on July 15, 2002.
- Became a free agent on August 1, 2005.

| Brad Smyth | RW | #12         |
|------------|----|-------------|
| YEAR       | GP | G A PTS PIM |
| 1998-99    | 3  | 0 0 0 6     |

- Signed as a free agent on July 16, 1998.
- Traded to NY Rangers for future considerations on May 3, 1999.

| Jeremy Stevenson | LW         | #28                |
|------------------|------------|--------------------|
| YEAR             | GP         | G A PTS PIM        |
| 2000-01          | 8          | 1 0 1 39           |
| 2001-02          | 4          | 0 0 0 9            |
| 2003-04          | 53         | 5 4 9 103          |
| 2005-06          | 35         | 4 3 7 74           |
| <b>TOTALS</b>    | <b>100</b> | <b>10 7 17 225</b> |

- Signed as a free agent on September 25, 2000.
- Became a free agent on July 1, 2002.
- Claimed on waivers from Minnesota on October 22, 2003.
- Claimed on waivers by Dallas on February 15, 2006.

| Steve Sullivan | LW                     |     |     |     | #26 |
|----------------|------------------------|-----|-----|-----|-----|
| YEAR           | GP                     | G   | A   | PTS | PIM |
| 2003-04        | 24                     | 9   | 21  | 30  | 12  |
| 2005-06        | 69                     | 31  | 37  | 68  | 50  |
| 2006-07        | 57                     | 22  | 38  | 60  | 20  |
| 2007-08        | DID NOT PLAY - INJURED |     |     |     |     |
| 2008-09        | 41                     | 11  | 21  | 32  | 30  |
| 2009-10        | 82                     | 17  | 34  | 51  | 35  |
| 2010-11        | 44                     | 10  | 12  | 22  | 28  |
| TOTALS         | 317                    | 100 | 163 | 263 | 175 |

- Acquired from Chicago for a second-round selection in the 2004 Entry Draft (Ryan Garlock) and a second-round selection in the 2005 Entry Draft (Michael Blunden) on February 16, 2004.
- Became a free agent on July 1, 2011.

| Alexander Sulzer | D         | #44, 52         |
|------------------|-----------|-----------------|
| YEAR             | GP        | G A PTS PIM     |
| 2008-09          | 2         | 0 0 0 0         |
| 2009-10          | 20        | 0 2 2 4         |
| 2010-11          | 31        | 1 3 4 14        |
| <b>TOTALS</b>    | <b>53</b> | <b>1 5 6 18</b> |

- Selected by Nashville in the third round (92nd overall) of the 2003 NHL Entry Draft.
- Traded to Florida for a conditional seventh-round selection in the 2012 Entry Draft on February 25, 2011.

| Marek Svatos | RW | #40         |
|--------------|----|-------------|
| YEAR         | GP | G A PTS PIM |
| 2010-11      | 9  | 1 2 3 2     |

- Claimed on waivers from St. Louis on December 29, 2010.
- Claimed on waivers by Ottawa on February 24, 2011.

| Petr Sykora | C  | #50         |
|-------------|----|-------------|
| YEAR        | GP | G A PTS PIM |
| 1998-99     | 2  | 0 0 0 0     |

- Acquired from Detroit along with a third-round selection in the 1999 NHL Entry Draft (traded to Edmonton; Edmonton selected Mike Comrie) and a conditional selection in the 1999 NHL Entry Draft (Alexandre Krevsun) for Doug Brown on July 14, 1998.

- Traded to Washington for a third-round selection in the 2003 NHL Entry Draft (Paul Brown) on June 22, 2002.

| Nick Tarnasky | LW | #74         |
|---------------|----|-------------|
| YEAR          | GP | G A PTS PIM |
| 2008-09       | 11 | 0 1 1 17    |

- Acquired from Tampa Bay for a sixth-round selection in the 2009 Entry Draft (Jaroslav Janus) on September 29, 2008.
- Traded to Florida for forward Wade Belak on November 27, 2008.

| Petr Tenkrat | RW | #15         |
|--------------|----|-------------|
| YEAR         | GP | G A PTS PIM |
| 2001-02      | 58 | 8 16 24 28  |

- Acquired from Anaheim for Patric Kjellberg on November 1, 2001.
- Claimed by Florida in the 2002 NHL Waiver Draft on October 4, 2002.

| Andreas Thuresson | RW        | #12            |
|-------------------|-----------|----------------|
| YEAR              | GP        | G A PTS PIM    |
| 2009-10           | 22        | 1 2 3 4        |
| 2010-11           | 3         | 0 0 0 2        |
| <b>TOTALS</b>     | <b>25</b> | <b>1 2 3 6</b> |

- Selected by Nashville in the fifth round (144th overall) of the 2007 NHL Entry Draft.
- Traded to NY Rangers for Brodie Dupont on July 2, 2011.

| Kimmo Timonen | D          | #44                   |
|---------------|------------|-----------------------|
| YEAR          | GP         | G A PTS PIM           |
| 1998-99       | 50         | 4 8 12 30             |
| 1999-00       | 51         | 8 25 33 26            |
| 2000-01       | 82         | 12 13 25 50           |
| 2001-02       | 82         | 13 29 42 28           |
| 2002-03       | 72         | 6 34 40 46            |
| 2003-04       | 77         | 12 32 44 52           |
| 2005-06       | 79         | 11 39 50 74           |
| 2006-07       | 80         | 13 42 55 42           |
| <b>TOTALS</b> | <b>573</b> | <b>79 222 301 348</b> |

- Acquired from Los Angeles along with Jan Vopat for future considerations on June 26, 1998.
- Traded to Philadelphia along with Scott Hartnell for a first-round selection in the 2007 NHL Entry Draft (Jonathon Blum) on June 18, 2007.

| Pascal Trepanier | D  | #27         |
|------------------|----|-------------|
| YEAR             | GP | G A PTS PIM |
| 2002-03          | 1  | 0 0 0 0     |

- Signed as a free agent on July 16, 2002.
- Traded to Florida for Wade Flaherty on March 9, 2003.

| Darren Turcotte | C         | #9               |
|-----------------|-----------|------------------|
| YEAR            | GP        | G A PTS PIM      |
| 1998-99         | 40        | 4 5 9 16         |
| 1999-00         | 9         | 0 1 1 4          |
| <b>TOTALS</b>   | <b>49</b> | <b>4 6 10 20</b> |

- Acquired from St. Louis along with St. Louis' highest compensatory pick in the 1999 NHL Entry Draft (traded to Florida; Florida selected Alex Auld) for future considerations on June 26, 1998.
- Retired on March 27, 2000.

| Scottie Upshall | LW        | #17                |
|-----------------|-----------|--------------------|
| YEAR            | GP        | G A PTS PIM        |
| 2002-03         | 8         | 1 0 1 0            |
| 2003-04         | 7         | 0 1 1 0            |
| 2005-06         | 48        | 8 16 24 34         |
| 2006-07         | 14        | 2 1 3 18           |
| <b>TOTALS</b>   | <b>77</b> | <b>11 18 29 52</b> |

- Selected by Nashville in the first round (sixth overall) of the 2002 NHL Entry Draft.
- Traded to Philadelphia along with Ryan Parent and a first-round (traded to Nashville; Nashville selected Jonathon Blum) and third-round selection (traded to Washington; Washington selected Phil Desimone) in the 2007 NHL Entry Draft for Peter Forsberg on February 15, 2007.

| Rob Valicevic | RW         | #12                |
|---------------|------------|--------------------|
| YEAR          | GP         | G A PTS PIM        |
| 1998-99       | 19         | 4 2 6 2            |
| 1999-00       | 80         | 14 11 25 21        |
| 2000-01       | 60         | 8 6 14 26          |
| <b>TOTALS</b> | <b>159</b> | <b>26 19 45 49</b> |

- Signed as a free agent on June 8, 1998.
- Became a free agent on July 1, 2001.

| Josef Vasicek | C  | #63         |
|---------------|----|-------------|
| YEAR          | GP | G A PTS PIM |
| 2006-07       | 38 | 4 9 13 29   |

- Acquired from Carolina for Scott Walker on July 18, 2006.
- Traded to Carolina for Eric Belanger on February 9, 2007.

| Vitaly Vishnevski | D  | #4          |
|-------------------|----|-------------|
| YEAR              | GP | G A PTS PIM |
| 2006-07           | 15 | 0 1 1 10    |

- Acquired from Atlanta for Eric Belanger on February 10, 2007.
- Became a free agent on July 1, 2007.

# TEAM HISTORY & RECORDS

## ALUMNI REGISTER

| Jan Vopat     | D         | #5               |
|---------------|-----------|------------------|
| YEAR          | GP        | G A PTS PIM      |
| 1998-99       | 55        | 5 6 11 28        |
| 1999-00       | 6         | 0 0 0 6          |
| <b>TOTALS</b> | <b>61</b> | <b>5 6 11 34</b> |

- Acquired from Los Angeles along with Kimmo Timonen for future considerations on June 26, 1998.
- Became a free agent on May 23, 2000.

| Scott Walker  | RW         | #24                   |
|---------------|------------|-----------------------|
| YEAR          | GP         | G A PTS PIM           |
| 1998-99       | 71         | 15 25 40 103          |
| 1999-00       | 69         | 7 21 28 90            |
| 2000-01       | 74         | 25 29 54 66           |
| 2001-02       | 28         | 4 5 9 18              |
| 2002-03       | 60         | 15 18 33 58           |
| 2003-04       | 75         | 25 42 67 94           |
| 2005-06       | 33         | 5 11 16 36            |
| <b>TOTALS</b> | <b>410</b> | <b>96 151 247 465</b> |

- Claimed from Vancouver in the 1998 NHL Expansion Draft on June 26, 1998.
- Traded to Carolina for Josef Vasicek on July 18, 2006.

| Joel Ward     | RW         | #29                |
|---------------|------------|--------------------|
| YEAR          | GP         | G A PTS PIM        |
| 2008-09       | 79         | 17 18 35 29        |
| 2009-10       | 71         | 13 21 34 18        |
| 2010-11       | 80         | 10 19 29 42        |
| <b>TOTALS</b> | <b>230</b> | <b>40 58 98 89</b> |

- Signed as a free agent on July 14, 2008.
- Became a free agent on July 1, 2011.

| Todd Warriner | LW | #20         |
|---------------|----|-------------|
| YEAR          | GP | G A PTS PIM |
| 2002-03       | 6  | 0 1 1 4     |

- Claimed on waivers from Philadelphia on March 11, 2003.
- Became a free agent on July 1, 2003.

| Mike Watt | LW | #19         |
|-----------|----|-------------|
| YEAR      | GP | G A PTS PIM |
| 2000-01   | 18 | 1 1 2 8     |

- Claimed on waivers from NY Islanders on May 23, 2000.
- Traded to Philadelphia for Mikhail Chernov on May 24, 2001.

| Clarke Wilm | C  | #10         |
|-------------|----|-------------|
| YEAR        | GP | G A PTS PIM |
| 2002-03     | 82 | 5 11 16 36  |

- Signed as a free agent on July 11, 2002.
- Became a free agent on July 1, 2003.

| Brendan Witt | D  | #19         |
|--------------|----|-------------|
| YEAR         | GP | G A PTS PIM |
| 2005-06      | 17 | 0 3 3 68    |

- Acquired from Washington for Kris Beech and a first-round selection in the 2006 NHL Entry Draft (Semyon Varlamov) on March 9, 2006.
- Became a free agent on July 1, 2006.

| Vitali Yachmenev | LW         | #43                 |
|------------------|------------|---------------------|
| YEAR             | GP         | G A PTS PIM         |
| 1998-99          | 55         | 7 10 17 10          |
| 1999-00          | 68         | 16 16 32 12         |
| 2000-01          | 78         | 15 19 34 10         |
| 2001-02          | 75         | 11 16 27 14         |
| 2002-03          | 62         | 5 15 20 12          |
| <b>TOTALS</b>    | <b>338</b> | <b>54 76 130 58</b> |

- Acquired from Los Angeles for future considerations on July 7, 1998.
- Became a free agent on July 1, 2003.

| Jason York    | D          | #27                |
|---------------|------------|--------------------|
| YEAR          | GP         | G A PTS PIM        |
| 2002-03       | 74         | 4 15 19 52         |
| 2003-04       | 67         | 2 13 15 64         |
| <b>TOTALS</b> | <b>141</b> | <b>6 28 34 116</b> |

- Acquired from Anaheim for future considerations on October 23, 2002.
- Became a free agent on July 1, 2004.

| Greg Zanon    | D          | #37, 5             |
|---------------|------------|--------------------|
| YEAR          | GP         | G A PTS PIM        |
| 2005-06       | 4          | 0 2 2 6            |
| 2006-07       | 66         | 3 5 8 32           |
| 2007-08       | 78         | 0 5 5 24           |
| 2008-09       | 82         | 4 7 11 38          |
| <b>TOTALS</b> | <b>230</b> | <b>7 19 26 100</b> |

- Signed as a free agent on July 9, 2004.
- Became a free agent on July 1, 2009.

| Rob Zettler | D  | #2          |
|-------------|----|-------------|
| YEAR        | GP | G A PTS PIM |
| 1998-99     | 2  | 0 0 0 2     |

- Claimed from Toronto in the 1998 NHL Expansion Draft on June 26, 1998.
- Became a free agent on July 1, 1999.

| Sergei Zholtok | C  | #9          |
|----------------|----|-------------|
| YEAR           | GP | G A PTS PIM |
| 2003-04        | 11 | 1 1 2 0     |

- Acquired from Minnesota along with Brad Bombardir for Buffalo's third-round selection (Clayton Stoner) and a fourth-round selection (Patrick Bordeleau) in the 2004 NHL Entry Draft on March 5, 2004.
- Became a free agent on July 1, 2004.

| Marek Zidlicky | D          | #3                    |
|----------------|------------|-----------------------|
| YEAR           | GP         | G A PTS PIM           |
| 2003-04        | 82         | 14 39 53 82           |
| 2005-06        | 67         | 12 37 49 82           |
| 2006-07        | 79         | 4 26 30 72            |
| 2007-08        | 79         | 5 38 43 63            |
| <b>TOTALS</b>  | <b>307</b> | <b>35 140 175 299</b> |

- Acquired from NY Rangers along with Tomas Kloucek and Rem Murray for goaltender Mike Dunham on December 12, 2002.
- Traded to Minnesota for Ryan Jones and a second-round selection in the 2009 NHL Entry Draft (Charles-Olivier Roussel) on July 1, 2008.



# TEAM HISTORY & RECORDS

## ALUMNI REGISTER/GOALTENDERS

| Mark Dekanich |    |      |      |   |   |      |    |    |    | #31  |
|---------------|----|------|------|---|---|------|----|----|----|------|
| YEAR          | GP | MINS | GAA  | W | L | T/OT | SO | GA | SA | SV%  |
| 2000-01       | 1  | 50   | 3.60 | 0 | 0 | 0    | 0  | 3  | 25 | .880 |

• Selected by Nashville in the fifth round (146th overall) of the 2006 NHL Entry Draft.

• Became a free agent on July 1, 2011.

| Mike Dunham   |            |              |             |           |            |           |          |            |             | #1          |
|---------------|------------|--------------|-------------|-----------|------------|-----------|----------|------------|-------------|-------------|
| YEAR          | GP         | MINS         | GAA         | W         | L          | T/OT      | SO       | GA         | SA          | SV%         |
| 1998-99       | 44         | 2472         | 3.08        | 16        | 23         | 3         | 1        | 127        | 1387        | .908        |
| 1999-00       | 52         | 3077         | 2.85        | 19        | 27         | 6         | 0        | 146        | 1584        | .908        |
| 2000-01       | 48         | 2810         | 2.28        | 21        | 21         | 4         | 4        | 107        | 1381        | .923        |
| 2001-02       | 58         | 3316         | 2.61        | 23        | 24         | 9         | 3        | 144        | 1525        | .906        |
| 2002-03       | 15         | 819          | 3.15        | 2         | 9          | 2         | 0        | 43         | 397         | .892        |
| <b>TOTALS</b> | <b>217</b> | <b>12494</b> | <b>2.72</b> | <b>81</b> | <b>104</b> | <b>24</b> | <b>8</b> | <b>567</b> | <b>6274</b> | <b>.910</b> |

• Claimed from New Jersey in the 1998 NHL Expansion Draft on June 26, 1998.

• Traded to the N.Y. Rangers for Rem Murray, Tomas Kloucek and Marek Zidlicky on December 12, 2002.

| Dan Ellis     |            |             |             |           |           |          |           |            |             | #39         |
|---------------|------------|-------------|-------------|-----------|-----------|----------|-----------|------------|-------------|-------------|
| YEAR          | GP         | MINS        | GAA         | W         | L         | T/OT     | SO        | GA         | SA          | SV%         |
| 2007-08       | 44         | 2229        | 2.34        | 23        | 10        | 3        | 6         | 87         | 1147        | .924        |
| 2008-09       | 35         | 1965        | 2.93        | 11        | 19        | 4        | 3         | 96         | 963         | .900        |
| 2009-10       | 31         | 1715        | 2.69        | 15        | 13        | 1        | 1         | 77         | 848         | .909        |
| <b>TOTALS</b> | <b>110</b> | <b>5909</b> | <b>2.64</b> | <b>49</b> | <b>42</b> | <b>8</b> | <b>10</b> | <b>260</b> | <b>2958</b> | <b>.912</b> |

• Signed as a free agent on July 7, 2007.

• Traded to Montreal along with Dustin Boyd for Sergei Kostitsyn on June 29, 2010.

| Eric Fichaud |    |      |      |   |   |      |    |    |     | #35  |
|--------------|----|------|------|---|---|------|----|----|-----|------|
| YEAR         | GP | MINS | GAA  | W | L | T/OT | SO | GA | SA  | SV%  |
| 1998-99      | 9  | 447  | 3.22 | 0 | 6 | 0    | 0  | 24 | 229 | .895 |

• Acquired from Edmonton along with Drake Berehowsky and Greg de Vries for Mikhail Shtalenkov and Jim Dowd on October 1, 1998.

• Traded to Carolina for Toronto's fourth-round choice in the 1999 NHL Entry Draft (Yevgeny Pavlov) and future considerations on June 26, 1999.

| Brian Finley  |          |            |             |          |          |          |          |           |           | #31         |
|---------------|----------|------------|-------------|----------|----------|----------|----------|-----------|-----------|-------------|
| YEAR          | GP       | MINS       | GAA         | W        | L        | T/OT     | SO       | GA        | SA        | SV%         |
| 2002-03       | 1        | 47         | 3.83        | 0        | 0        | 0        | 0        | 3         | 13        | .769        |
| 2005-06       | 1        | 60         | 7.00        | 0        | 1        | 0        | 0        | 7         | 41        | .829        |
| <b>TOTALS</b> | <b>2</b> | <b>107</b> | <b>5.61</b> | <b>0</b> | <b>1</b> | <b>0</b> | <b>0</b> | <b>10</b> | <b>54</b> | <b>.815</b> |

• Selected by Nashville in the first round (sixth overall) of the 1999 NHL Entry Draft.

• Became a free agent on July 1, 2006.

| Wade Flaherty |    |      |      |   |   |      |    |    |    | #34  |
|---------------|----|------|------|---|---|------|----|----|----|------|
| YEAR          | GP | MINS | GAA  | W | L | T/OT | SO | GA | SA | SV%  |
| 2002-03       | 1  | 51   | 4.71 | 0 | 1 | 0    | 0  | 4  | 27 | .852 |

• Acquired from Florida for Pascal Trepanier on March 9, 2003.

• Became a free agent on July 1, 2004.

| Jan Lasak     |          |            |             |          |          |          |          |           |            | #35         |
|---------------|----------|------------|-------------|----------|----------|----------|----------|-----------|------------|-------------|
| YEAR          | GP       | MINS       | GAA         | W        | L        | T/OT     | SO       | GA        | SA         | SV%         |
| 2001-02       | 3        | 177        | 4.41        | 0        | 3        | 0        | 0        | 13        | 104        | .875        |
| 2002-03       | 3        | 90         | 3.33        | 0        | 1        | 0        | 0        | 5         | 39         | .872        |
| <b>TOTALS</b> | <b>6</b> | <b>267</b> | <b>4.04</b> | <b>0</b> | <b>4</b> | <b>0</b> | <b>0</b> | <b>18</b> | <b>143</b> | <b>.874</b> |

• Selected by Nashville in the second round (65th overall) of the 1999 NHL Entry Draft.

• Became a free agent on July 1, 2004.

| Michael Leighton |    |      |      |   |   |      |    |    |    | #49  |
|------------------|----|------|------|---|---|------|----|----|----|------|
| YEAR             | GP | MINS | GAA  | W | L | T/OT | SO | GA | SA | SV%  |
| 2006-07          | 1  | 20   | 6.00 | 0 | 0 | 0    | 0  | 2  | 10 | .800 |

• Claimed on waivers from Anaheim on November 27, 2006.

• Claimed on waivers by Philadelphia on January 11, 2007.

| Chris Mason   |            |             |             |           |           |           |           |            |             | #30         |
|---------------|------------|-------------|-------------|-----------|-----------|-----------|-----------|------------|-------------|-------------|
| YEAR          | GP         | MINS        | GAA         | W         | L         | T/OT      | SO        | GA         | SA          | SV%         |
| 1998-99       | 3          | 69          | 5.22        | 0         | 0         | 0         | 0         | 6          | 44          | .864        |
| 2000-01       | 1          | 59          | 2.03        | 0         | 1         | 0         | 0         | 2          | 20          | .900        |
| 2003-04       | 17         | 744         | 2.18        | 4         | 4         | 1         | 1         | 27         | 365         | .926        |
| 2005-06       | 23         | 1227        | 2.54        | 12        | 5         | 1         | 2         | 52         | 597         | .913        |
| 2006-07       | 40         | 2342        | 2.38        | 24        | 11        | 4         | 5         | 93         | 1244        | .925        |
| 2007-08       | 51         | 2692        | 2.90        | 18        | 22        | 6         | 4         | 130        | 1278        | .898        |
| <b>TOTALS</b> | <b>135</b> | <b>7133</b> | <b>2.61</b> | <b>58</b> | <b>43</b> | <b>12</b> | <b>12</b> | <b>310</b> | <b>3548</b> | <b>.913</b> |

• Acquired from Anaheim along with Marc Moro for Dominic Roussel on October 5, 1998.

• Became a free agent on July 1, 2002.

• Claimed from Florida in the 2003 NHL Waiver Draft on October 3, 2003.

• Traded to St. Louis for NY Rangers' fourth-round selection in the 2008 NHL Entry Draft (traded to NY Rangers; NY Rangers selected Dale Weise) on June 20, 2008.

| Tomas Vokoun  |            |              |             |            |            |           |           |            |              | #29         |
|---------------|------------|--------------|-------------|------------|------------|-----------|-----------|------------|--------------|-------------|
| YEAR          | GP         | MINS         | GAA         | W          | L          | T/OT      | SO        | GA         | SA           | SV%         |
| 1998-99       | 37         | 1954         | 2.95        | 12         | 18         | 4         | 1         | 96         | 1041         | .908        |
| 1999-00       | 33         | 1879         | 2.78        | 9          | 20         | 1         | 1         | 87         | 908          | .904        |
| 2000-01       | 37         | 2088         | 2.44        | 13         | 17         | 5         | 2         | 85         | 940          | .910        |
| 2001-02       | 29         | 1471         | 2.69        | 5          | 14         | 4         | 2         | 66         | 678          | .903        |
| 2002-03       | 69         | 3974         | 2.20        | 25         | 31         | 11        | 3         | 146        | 1771         | .918        |
| 2003-04       | 73         | 4221         | 2.53        | 34         | 29         | 10        | 3         | 178        | 1958         | .909        |
| 2005-06       | 61         | 3601         | 2.67        | 36         | 18         | 7         | 4         | 160        | 1984         | .919        |
| 2006-07       | 44         | 2601         | 2.40        | 27         | 12         | 4         | 5         | 104        | 1299         | .920        |
| <b>TOTALS</b> | <b>383</b> | <b>21789</b> | <b>2.54</b> | <b>161</b> | <b>159</b> | <b>46</b> | <b>21</b> | <b>922</b> | <b>10579</b> | <b>.913</b> |

• Claimed from Montreal in the 1998 NHL Expansion Draft on June 26, 1998.

• Traded to Florida for a second-round selection in the 2007 NHL Entry Draft (Nick Spaling) and a first (traded to NY Islanders; NY Islanders selected Joshua Bailey) and second-round selection (traded to NY Islanders; NY Islanders selected Aaron Ness) in the 2008 NHL Entry Draft on June 22, 2007.

# TEAM HISTORY & RECORDS

## OPENING LINEUPS

| Season   | Season Opener                | Home Opener                     | Road Opener                   |
|----------|------------------------------|---------------------------------|-------------------------------|
| 1998-99  | Florida 1 at Nashville 0     | Florida 1 at Nashville 0        | Nashville 1 at Ottawa 3       |
| 1999-00  | Los Angeles 2 at Nashville 0 | Los Angeles 2 at Nashville 0    | Nashville 3 at Chicago 3 (OT) |
| 2000-01* | Nashville 3 at Pittsburgh 1  | Pittsburgh 3 at Nashville 1     | Nashville 3 at Pittsburgh 1   |
| 2001-02  | Nashville 1 at Dallas 4      | St. Louis 2 at Nashville 2 (OT) | Nashville 1 at Dallas 4       |
| 2002-03  | Nashville 4 at Washington 5  | Edmonton 3 at Nashville 2       | Nashville 4 at Washington 5   |
| 2003-04  | Anaheim 1 at Nashville 3     | Anaheim 1 at Nashville 3        | Nashville 1 at Chicago 3      |
| 2005-06  | San Jose 2 at Nashville 3    | San Jose 2 at Nashville 3       | Nashville 5 at Colorado 4     |
| 2006-07  | Chicago 8 at Nashville 6     | Chicago 8 at Nashville 6        | Nashville 5 at Minnesota 6    |
| 2007-08  | Colorado 0 at Nashville 4    | Colorado 0 at Nashville 4       | Nashville 1 at St. Louis 4    |
| 2008-09  | Nashville 2 at St. Louis 5   | Dallas 1 at Nashville 3         | Nashville 2 at St. Louis 5    |
| 2009-10  | Nashville 3 at Dallas 2 (S0) | Colorado 2 at Nashville 3       | Nashville 3 at Dallas 2 (S0)  |
| 2010-11  | Anaheim 1 at Nashville 4     | Anaheim 1 at Nashville 4        | Nashville 3 at Chicago 2      |
| TOTALS   | GP W L T OTL                 | GP W L T OTL                    | GP W L T OTL                  |
|          | 12 6 6 0 0                   | 12 6 5 1 0                      | 12 4 7 1 0                    |

\* The Predators opened the 2000-01 season with a two-game series against the Pittsburgh Penguins at the Saitama Super Arena outside of Tokyo, Japan. The first game was designated a home game for Pittsburgh and the second game was designated a home game for Nashville.

## Season Opener Lineups

| 1998-99  | 2005-06  |
|--|--|
| October 10, 1998 • <b>Florida Panthers 1 at Nashville Predators 0</b> (17,285)<br><b>Defensesmen:</b> #4 Jay More, #6 Bob Boughner, #20 Jamie Heward, #27 John Slaney, #36 J.J. Daigneault, #42 Joel Bouchard.<br><b>Forwards:</b> #9 Darren Turcotte, #10 Patric Kjellberg, #12 Brad Smyth, #17 Patrick Cote, #19 Andrew Brunette, #21 Tom Fitzgerald, #22 Greg Johnson, #23 Blair Atcheynum, #24 Scott Walker, #25 Sergei Krivokrasov, #28 Denny Lambert, #38 Jeff Nelson.<br><b>Goaltenders</b> (starter in italics): #1 <i>Mike Dunham</i> , #35 Eric Fichaud. | October 5, 2005 • <b>San Jose Sharks 2 at Nashville Predators 3</b> (17,113)<br><b>Defensesmen:</b> #2 Dan Hamhuis, #3 Marek Zidlicky, #4 Mark Eaton, #20 Ryan Suter, #44 Kimmo Timonen, #55 Danny Markov.<br><b>Forwards:</b> #9 Paul Kariya, #10 Martin Erat, #11 David Legwand, #14 Jordin Tootoo, #17 Scott Hartnell, #18 Adam Hall, #22 Greg Johnson, #24 Scott Walker, #26 Steve Sullivan, #38 Vernon Fiddler, #41 Simon Gamahe, #94 Yanic Perreault.<br><b>Goaltenders</b> (starter in italics): #29 <i>Tomas Vokoun</i> , #30 Chris Mason. |

| 1999-00  | 2006-07   |
|--|---|
| October 2, 1999 • <b>Los Angeles Kings 2 at Nashville Predators 0</b> (17,113)<br><b>Defensesmen:</b> #2 Dan Keckmer, #6 Bob Boughner, #8 Craig Millar, #41 Richard Lintner, #42 Joel Bouchard, #44 Kimmo Timonen.<br><b>Forwards:</b> #9 Cliff Ronning, #9 Darren Turcotte, #10 Patric Kjellberg, #11 David Legwand, #12 Rob Valicevic, #16 Ville Peltonen, #17 Patrick Cote, #21 Tom Fitzgerald, #22 Greg Johnson, #24 Scott Walker, #25 Sergei Krivokrasov, #43 Vitali Yachmenev.<br><b>Goaltenders</b> (starter in italics): #29 <i>Tomas Vokoun</i> , #31 Brian Finley. | October 5, 2006 • <b>Chicago Blackhawks 8 at Nashville Predators 6</b> (17,113)<br><b>Defensesmen:</b> #2 Dan Hamhuis, #3 Marek Zidlicky, #5 Greg Zanon, #6 Shea Weber, #20 Ryan Suter, #44 Kimmo Timonen.<br><b>Forwards:</b> #9 Paul Kariya, #10 Martin Erat, #11 David Legwand, #12 Scott Nichol, #16 Darcy Hordichuk, #17 Scott Hartnell, #19 Jason Arnott, #28 Jordin Tootoo, #25 Jerred Smithson, #26 Steve Sullivan, #63 Josef Vasicek, #71 J-P Dumont.<br><b>Goaltenders</b> (starter in italics): #29 <i>Tomas Vokoun</i> , #30 Chris Mason. |

| 2000-01   | 2007-08  |
|---|--|
| October 7, 2000 • <b>Nashville Predators 3 at Pittsburgh Penguins 1</b><br>Saitama Super Arena (Tokyo, Japan) (13,849)<br><b>Defensesmen:</b> #3 Karlis Skarstinis, #8 Craig Millar, #15 Drake Berehowsky, #32 Cale Hulse, #41 Richard Lintner, #44 Kimmo Timonen.<br><b>Forwards:</b> #7 Cliff Ronning, #9 Greg Classen, #10 Patric Kjellberg, #11 David Legwand, #12 Rob Valicevic, #16 Ville Peltonen, #17 Scott Hartnell, #21 Tom Fitzgerald, #22 Greg Johnson, #24 Scott Walker, #25 Dennis Arkipov, #23 Vladimir Orszagh, #43 Vitali Yachmenev.<br><b>Goaltenders</b> (starter in italics): #29 <i>Tomas Vokoun</i> . | October 8, 2007 • <b>Colorado Avalanche 0 at Nashville Predators 4</b> (16,363)<br><b>Defensesmen:</b> #2 Dan Hamhuis, #3 Marek Zidlicky, #5 Greg Zanon, #6 Shea Weber, #7 Greg de Vries, #20 Ryan Suter.<br><b>Forwards:</b> #10 Martin Erat, #11 David Legwand, #12 Scott Nichol, #14 Radek Bonk, #19 Jason Arnott, #22 Jordin Tootoo, #23 Martin Gelin, #25 Jerred Smithson, #38 Vernon Fiddler, #41 Jed Ortmeyer, #47 Alexander Radulov, #71 J-P Dumont.<br><b>Goaltenders</b> (starter in italics): #30 <i>Chris Mason</i> , #39 <i>Dan Ellis</i> . |

| 2001-02  | 2008-09  |
|--|--|
| October 5, 2001 • <b>Nashville Predators 1 at Dallas Stars 4</b> (18,532)<br><b>Defensesmen:</b> #3 Karlis Skarstinis, #5 Andy Delmore, #23 Bill Houlder, #32 Cale Hulse, #44 Kimmo Timonen.<br><b>Forwards:</b> #7 Cliff Ronning, #9 Stu Grimson, #10 Patric Kjellberg, #11 David Legwand, #17 Scott Hartnell, #19 Martin Erat, #21 Tom Fitzgerald, #22 Greg Johnson, #24 Scott Walker, #25 Dennis Arkipov, #23 Vladimir Orszagh, #43 Vitali Yachmenev.<br><b>Goaltenders</b> (starter in italics): #1 <i>Mike Dunham</i> , #29 <i>Tomas Vokoun</i> . | October 10, 2008 • <b>Nashville Predators 2 at St. Louis Blues 5</b> (19,150)<br><b>Defensesmen:</b> #2 Dan Hamhuis, #4 Ville Koistinen, #5 Greg Zanon, #6 Shea Weber, #7 Greg de Vries, #20 Ryan Suter.<br><b>Forwards:</b> #10 Martin Erat, #11 David Legwand, #12 Scott Nichol, #19 Jason Arnott, #22 Jordin Tootoo, #25 Jerred Smithson, #27 Patric Hornqvist, #28 Ryan Jones, #29 Joel Ward, #37 Rich Peverley, #38 Vernon Fiddler, #71 J-P Dumont.<br><b>Goaltenders</b> (starter in italics): #35 <i>Pekka Rinne</i> , #39 <i>Dan Ellis</i> . |

| 2002-03  | 2009-10  |
|--|--|
| October 11, 2002 • <b>Nashville Predators 4 at Washington Capitals 5</b> (17,101)<br><b>Defensesmen:</b> #3 Karlis Skarstinis, #5 Andy Delmore, #23 Bill Houlder, #32 Cale Hulse, #44 Kimmo Timonen, #51 Francis Bouillon.<br><b>Forwards:</b> #10 Clarke Wilm, #11 David Legwand, #16 Denis Pederson, #17 Scott Hartnell, #19 Martin Erat, #21 Andreas Johansson, #22 Greg Johnson, #24 Scott Walker, #25 Dennis Arkipov, #33 Vladimir Orszagh, #38 Vernon Fiddler, #55 Jordin Tootoo.<br><b>Goaltenders</b> (starter in italics): #29 <i>Tomas Vokoun</i> , #30 <i>Chris Mason</i> . | October 3, 2009 • <b>Nashville Predators 3 at Dallas 2 (S0)</b> (18,532)<br><b>Defensesmen:</b> #4 Cody Franson, #6 Shea Weber, #8 Kevin Klein, #20 Ryan Suter, #51 Francis Bouillon.<br><b>Forwards:</b> #3 Wade Belak, #9 Marcel Goc, #10 Martin Erat, #11 David Legwand, #18 Mike Santorelli, #19 Jason Arnott, #24 Ben Guite, #25 Jerred Smithson, #26 Steve Sullivan, #27 Patric Hornqvist, #28 Ryan Jones, #71 J-P Dumont.<br><b>Goaltenders</b> (starter in italics): #35 <i>Pekka Rinne</i> , #39 <i>Dan Ellis</i> . |

| 2010-11  |
|--|
| October 9, 2010 • <b>Anaheim Ducks 1 at Nashville Predators 4</b> (17,113)<br><b>Defensesmen:</b> #4 Cody Franson, #6 Shea Weber, #8 Kevin Klein, #20 Ryan Suter, #51 Francis Bouillon, #55 Shane O'Brien.<br><b>Forwards:</b> #9 Marcel Goc, #10 Martin Erat, #11 David Legwand, #15 Matthew Lombardi, #16 Cal O'Reilly, #22 Jordin Tootoo, #25 Jerred Smithson, #26 Steve Sullivan, #27 Patric Hornqvist, #29 Joel Ward, #33 Colin Wilson, #71 J-P Dumont.<br><b>Goaltenders</b> (starter in italics): #35 <i>Pekka Rinne</i> , #39 <i>Anders Lindback</i> . |

# TEAM HISTORY & RECORDS

## CLOSING LINEUPS

| Season  | Season Closer                   | Home Closer                     | Road Closer                    |
|---------|---------------------------------|---------------------------------|--------------------------------|
| 1998-99 | New Jersey 4 at Nashville 1     | New Jersey 4 at Nashville 1     | Nashville 2 at Chicago 4       |
| 1999-00 | Anaheim 5 at Nashville 1        | Anaheim 5 at Nashville 1        | Nashville 2 at Phoenix 3       |
| 2000-01 | Nashville 0 at St. Louis 1      | Calgary 0 at Nashville 4        | Nashville 0 at St. Louis 1     |
| 2001-02 | Nashville 4 at Phoenix 6        | NY Islanders 5 at Nashville 2   | Nashville 4 at Phoenix 6       |
| 2002-03 | Nashville 0 at Dallas 2         | Anaheim 2 at Nashville 1 (OT)   | Nashville 0 at Dallas 2        |
| 2003-04 | Nashville 2 at Colorado 1 (OT)  | St. Louis 4 at Nashville 1      | Nashville 2 at Colorado 1 (OT) |
| 2005-06 | Detroit 3 at Nashville 6        | Detroit 3 at Nashville 6        | Nashville 2 at St. Louis 0     |
| 2006-07 | Nashville 4 at Colorado 2       | St. Louis 1 at Nashville 4      | Nashville 4 at Colorado 2      |
| 2007-08 | Nashville 1 at Chicago 3        | St. Louis 2 at Nashville 3      | Nashville 1 at Chicago 3       |
| 2008-09 | Nashville 4 at Minnesota 8      | Chicago 4 at Nashville 2        | Nashville 4 at Minnesota 8     |
| 2009-10 | St. Louis 1 at Nashville 2 (SO) | St. Louis 1 at Nashville 2 (SO) | Nashville 2 at Phoenix 5       |
| 2010-11 | Nashville 0 at St. Louis 2      | Columbus 1 at Nashville 4       | Nashville 0 at St. Louis 2     |
| TOTALS  | GP W L T OTL                    | GP W L T OTL                    | GP W L T OTL                   |
|         | 12 8 0 0 0                      | 12 6 5 0 1                      | 12 3 9 0 0                     |

## Season Closer Lineups

### 1998-99

April 17, 1999 • **New Jersey Devils 4 at Nashville Predators 1** (17,298)  
**Defensemen:** #2 Dan Keckmer, #5 Jan Vopat, #6 Bob Boughner, #15 Drake Berehowsky, #20 Jamie Heward, #42 Joel Bouchard, #44 Kimmo Timonen.  
**Forwards:** #17 Cliff Ronning, #11 David Legwand, #12 Rob Valicevic, #17 Patrick Cote, #18 Mark Mowers, #19 Andrew Brunette, #21 Tom Fitzgerald, #24 Scott Walker, #25 Sergei Krivokrasov, #28 Denny Lambert, #43 Vitali Yachmenev.  
**Goaltenders** (starter in italics): #1 *Mike Dunham*, #29 Tomas Vokoun.

### 1999-00

April 7, 2000 • **Mighty Ducks of Anaheim 5 at Nashville Predators 1** (17,113)  
**Defensemen:** #3 Karlis Skrastins, #8 Craig Millar, #15 Drake Berehowsky, #20 John Namestnikov, #23 Bill Houlder, #26 Bubba Berenzweig.  
**Forwards:** #17 Cliff Ronning, #10 Patric Kjellberg, #11 David Legwand, #12 Rob Valicevic, #16 Ville Peltonen, #21 Tom Fitzgerald, #22 Greg Johnson, #24 Scott Walker, #27 Randy Robitaille, #40 David Gosselin, #43 Vitali Yachmenev, #71 Sebastien Bordeleau.  
**Goaltenders** (starter in italics): #1 *Mike Dunham*, #30 Chris Mason.

### 2000-01

April 7, 2001 • **Nashville Predators 0 at St. Louis Blues 1** (19,952)  
**Defensemen:** #3 Karlis Skrastins, #4 Mark Eaton, #23 Bill Houlder, #32 Cale Hulse, #41 Richard Lintner, #44 Kimmo Timonen.  
**Forwards:** #17 Cliff Ronning, #10 Patric Kjellberg, #11 David Legwand, #12 Rob Valicevic, #17 Scott Hartnell, #21 Tom Fitzgerald, #22 Greg Johnson, #24 Scott Walker, #25 Denis Arkipov, #27 Randy Robitaille, #39 Marian Cisar, #43 Vitali Yachmenev.  
**Goaltenders** (starter in italics): #1 *Mike Dunham*, #29 Tomas Vokoun.

### 2001-02

April 14, 2002 • **Nashville Predators 4 at Phoenix Coyotes 6** (16,022)  
**Defensemen:** #3 Karlis Skrastins, #4 Mark Eaton, #45 Andy Delmore, #13 Jere Karalahti, #23 Bill Houlder, #32 Cale Hulse, #44 Kimmo Timonen.  
**Forwards:** #19 Greg Classen, #12 Reid Simpson, #15 Petr Tenkrat, #19 Martin Erat, #22 Greg Johnson, #25 Denis Arkipov, #27 Jukka Henttonen, #23 Vladimir Orszagh, #34 Adam Hall, #43 Vitali Yachmenev, #48 Jonas Andersson.  
**Goaltenders** (starter in italics): #30 Chris Mason, #35 Jan Lasak.

### 2002-03

April 6, 2003 • **Nashville Predators 0 at Dallas Stars 2** (18,532)  
**Defensemen:** #3 Karlis Skrastins, #4 Mark Eaton, #23 Bill Houlder, #27 Jason York, #32 Cale Hulse, #44 Kimmo Timonen.  
**Forwards:** #10 Clarke Wilim, #14 Oleg Petrov, #15 Rem Murray, #16 Denis Pederson, #17 Scott Hartnell, #18 Adam Hall, #22 Greg Johnson, #24 Scott Walker, #25 Denis Arkipov, #33 Vladimir Orszagh, #41 Brent Gilchrist, #43 Vitali Yachmenev.  
**Goaltenders** (starter in italics): #29 *Tomas Vokoun*, #34 Wade Flaherty.

### 2003-04

April 4, 2004 • **Nashville Predators 2 at Colorado Avalanche 1 (OT)** (18,007)  
**Defensemen:** #2 Dan Hamhuis, #3 Marek Zidicky, #5 Brad Bombardir, #23 Jamie Allison, #27 Jason York, #34 Shane Hnidy.  
**Forwards:** #19 Sergei Zholtok, #11 David Legwand, #17 Scott Hartnell, #18 Adam Hall, #19 Jim Kemmick, #21 Andreas Johansson, #22 Greg Johnson, #25 Denis Arkipov, #26 Steve Sullivan, #28 Jeremy Stevenson, #33 Vladimir Orszagh, #55 Jordin Tootoo.  
**Goaltenders** (starter in italics): #29 *Tomas Vokoun*, #30 *Chris Mason*.

### 2005-06

April 18, 2006 • **Detroit Red Wings 3 at Nashville Predators 6** (17,113)  
**Defensemen:** #2 Dan Hamhuis, #4 Mark Eaton, #6 Shea Weber, #20 Ryan Suter, #44 Kimmo Timonen, #55 Danny Markov.  
**Forwards:** #17 Scottie Upshall, #9 Paul Kariya, #10 Martin Erat, #11 David Legwand, #12 Scott Nichol, #14 Jordin Tootoo, #17 Scott Hartnell, #18 Adam Hall, #22 Greg Johnson, #24 Scott Walker, #25 Jerred Smithson, #81 Mike Sillinger.  
**Goaltenders** (starter in italics): #30 *Chris Mason*, #35 Pekka Rinne.

### 2006-07

April 7, 2007 • **Nashville Predators 4 at Colorado Avalanche 2** (17,462)  
**Defensemen:** #2 Dan Hamhuis, #3 Marek Zidicky, #5 Greg Zanon, #6 Shea Weber, #20 Ryan Suter, #44 Kimmo Timonen.  
**Forwards:** #19 Paul Kariya, #11 David Legwand, #12 Scott Nichol, #16 Darcy Hordichuk, #17 Scott Hartnell, #19 Jason Arnott, #21 Peter Forsberg, #22 Jordin Tootoo, #25 Jerred Smithson, #38 Vernon Fiddler, #47 Alexander Radulov, #71 J-P Dumont.  
**Goaltenders** (starter in italics): #29 *Tomas Vokoun*, #30 Chris Mason.

### 2007-08

April 4, 2008 • **Nashville Predators 1 at Chicago Blackhawks 3** (21,929)  
**Defensemen:** #2 Dan Hamhuis, #4 Ville Koistinen, #5 Greg Zanon, #6 Shea Weber, #8 Kevin Klein, #20 Ryan Suter.  
**Forwards:** #10 Martin Erat, #12 Scott Nichol, #14 Radek Bonk, #16 Darcy Hordichuk, #17 Jan Hlavac, #22 Jordin Tootoo, #24 Brandon Bochenski, #25 Jerred Smithson, #37 Rich Peverley, #38 Vernon Fiddler, #47 Alexander Radulov, #71 J-P Dumont.  
**Goaltenders** (starter in italics): #30 *Chris Mason*, #35 Pekka Rinne.

### 2008-09

April 10, 2009 • **Nashville Predators 4 at Minnesota Wild 8** (18,568)  
**Defensemen:** #2 Dan Hamhuis, #4 Ville Koistinen, #5 Greg Zanon, #6 Shea Weber, #7 Greg de Vries, #8 Kevin Klein, #20 Ryan Suter.  
**Forwards:** #12 Scott Nichol, #14 Radek Bonk, #19 Jason Arnott, #22 Jordin Tootoo, #25 Jerred Smithson, #26 Steve Sullivan, #28 Ryan Jones, #29 Joel Ward, #38 Vernon Fiddler, #48 Cal O'Reilly, #71 J-P Dumont.  
**Goaltenders** (starter in italics): #35 *Pekka Rinne*, #39 Dan Ellis.

### 2009-10

April 10, 2009 • **St. Louis Blues 1 at Nashville Predators 2 (SO)** (16,702)  
**Defensemen:** #2 Dan Hamhuis, #6 Shea Weber, #8 Kevin Klein, #20 Ryan Suter, #32 Cody Franson, #51 Francis Bouillon.  
**Forwards:** #19 Marcel Goc, #10 Martin Erat, #11 David Legwand, #14 Dustin Boyd, #19 Jason Arnott, #22 Jordin Tootoo, #25 Jerred Smithson, #26 Steve Sullivan, #27 Patric Hornqvist, #29 Joel Ward, #33 Colin Wilson, #71 J-P Dumont.  
**Goaltenders** (starter in italics): #35 *Pekka Rinne*, #39 Dan Ellis.

### 2010-11

April 9, 2011 • **Nashville Predators 0 at St. Louis Blues 2** (19,150)  
**Defensemen:** #4 Cody Franson, #6 Shea Weber, #7 Jonathon Blum, #8 Kevin Klein, #20 Ryan Suter, #55 Shane O'Brien.  
**Forwards:** #5 Blake Geoffrion, #11 David Legwand, #12 Mike Fisher, #13 Nick Spaling, #22 Jordin Tootoo, #24 Matt Halischuk, #25 Jerred Smithson, #27 Patric Hornqvist, #29 Joel Ward, #33 Colin Wilson, #71 J-P Dumont, #74 Sergei Kostitsyn.  
**Goaltenders** (starter in italics): #35 *Pekka Rinne*, #39 Anders Lindback.

# TEAM HISTORY & RECORDS

## FRANCHISE TIMELINE

**December 18, 1996:** The \$160 million Nashville Arena (now known as Bridgestone Arena) opened with *Amy Grant's Tennessee Christmas*.

**June 25, 1997:** Leipold Hockey Holdings, LLC was granted a conditional franchise by the NHL Board of Governors.

**July 1, 1997:** Jack Diller was named first president of the Nashville Predators.

**July 9, 1997:** David Poile was named first general manager in franchise history.

**August 6, 1997:** Barry Trotz was named as Nashville's first Head Coach and Paul Gardner was named Assistant Coach.

**September 25, 1997:** Craig Leipold and Jack Diller unveiled the saber-toothed tiger logo at the downtown First American building (now known as the Regions Center) the site of a saber-toothed tiger discovery in August, 1971.

**September 27, 1997:** *The Ice Breaker Bash* kicked off season ticket sales at Bridgestone Arena and attracted more than 12,000 hockey fans for three hours of hockey demonstrations, displays and interactive games.

**November 13, 1997:** Craig Leipold and Jack Diller unveiled "Predators" as Nashville's name (as selected by fans) at the Wildhorse Saloon in front of inaugural season ticketholders and fans.

**February 12, 1998:** Head Coach Barry Trotz and Assistant Coach Paul Gardner unveiled the Predators' inaugural home and away jerseys in front of 2,000 fans at Cool Springs Galleria.

**March 4, 1998:** *Hockey Tonk Jam* at the Ryman Auditorium: Tim McGraw, Faith Hill and others from the music industry performed at an invitation-only event to raise awareness for the Predators. The event included Delbert McClinton's debut performance of *Hockey Tonk (The Predators Song)*, written by Harlan Howard and Pat Alger.

**May 4, 1998:** The National Hockey League officially announced the Nashville Predators as the 27th franchise in league history.

**June 19, 1998:** Brent Peterson was named as an assistant coach.

**June 26, 1998:** The Predators selected 26 players in the NHL Expansion Draft.

**June 27, 1998:** The Nashville Predators became the 27th NHL team to participate in the NHL Entry Draft. The Predators selected David Legwand with the second overall pick.

**July 6, 1998:** Nashville signed free agent Tom Fitzgerald and named him the first captain in franchise history.

**October 10, 1998:** The Nashville Predators hosted the franchise's first NHL game vs. the Florida Panthers. In front of a sellout crowd of 17,298, Ray Whitney scored the only goal of the 1-0 game and the Panthers' Kirk McLean earned the shutout.

**October 13, 1998:** The Nashville Predators defeated the Carolina Hurricanes 3-2 to net the first victory in franchise history. Andrew Brunette notched the first goal in franchise history at 5:12 in the first period.

**January 24, 1999:** Sergei Krivokrasov became the first Predator to appear in an NHL All-Star Game. He played for the World All-Stars in the game played at Tampa Bay's Ice Palace.

**February 1, 1999:** The Predators opened their practice facility at Centennial Sportsplex.

**April 17, 1999:** The Nashville Predators closed out their inaugural season with a 4-3 loss to the New Jersey Devils. The Predators drew a total of 664,000 (16,202, 94% capacity) and amassed a 28-47-7 record.

**May 25, 1999:** The Nashville Predators Foundation distributed 37 grants totaling \$170,000 to Nashville and Middle Tennessee-based community service and charitable organizations. The Foundation has awarded more than \$3 million since its establishment in 1998.

**July 16, 1999:** Dr. Richard W. Oliver, an economics professor at the Owen School of Business at Vanderbilt University, unveiled a study estimating the Predators' economic impact on Middle Tennessee at \$82 million in 1998-99 and \$470 million over the following five-year span.

**August 4, 1999:** Nashville Predators owner Craig Leipold and Gaylord Entertainment CEO Terry London announced a partnership in which Gaylord Entertainment purchased the naming rights to the downtown arena for \$80 million. The arena was called the Gaylord Entertainment Center until March 16, 2007.

**October 7-8, 2000:** The Predators opened the 2000-01 season with a two-game series against the Pittsburgh Penguins at the Saitama Super Arena outside of Tokyo, Japan. Both games finished with a score of 3-1, with the Predators winning the first and the Penguins the second. The two games drew the two largest crowds ever to witness hockey games in Japan (13,849 for the first game, 13,426 for the second).



## TEAM HISTORY & RECORDS

### FRANCHISE TIMELINE

**March 23, 2001:** General Manager David Poile was one of three recipients of the 2001 Lester Patrick Award, an honor presented annually "for outstanding service to hockey in the United States."

**November 21, 2001:** The Predators unveiled an alternate jersey. The gold sweater featured an animated saber-toothed tiger logo on the crest and a pair of tiger skulls on the shoulders, and was worn through the 2006-07 season.

**December 6, 2001:** Nashville recorded its 100th victory, a 4-2 decision over Ottawa.

**October 8, 2002:** Greg Johnson was named the second captain in team history. Scott Walker also wore the "C" on an interim basis (January 12-27) for Nashville in 2002-03.

**March 1, 2003:** Barry Trotz, the only coach in franchise history, coached his 392nd consecutive game with Nashville. The milestone established a mark for most NHL games coached by the first coach of an expansion team.

**June 19, 2003:** Brent Peterson was promoted to associate coach while Peter Horachek, formerly the head coach of the Predators' top developmental affiliate, the AHL's Milwaukee Admirals, was hired as an assistant coach.

**June 21-22, 2003:** The Nashville Predators hosted the 2003 NHL Entry Draft at Bridgestone Arena and made 13 picks overall, including eight of the first 98 players selected. More than 13,000 fans attended the two-day event which had an estimated economic impact of nearly \$10 million on Middle Tennessee.

**February 8, 2004:** For the first time since the team's inaugural season, Nashville was represented in the NHL All-Star Game. Kimmo Timonen (who was named to the Game in 1999, but did not participate due to injury) and Tomas Vokoun both played for the Western Conference at the Xcel Energy Center in St. Paul, Minn.

**April 3, 2004:** On the second-to-last day of the 2003-04 regular season, a loss by the Edmonton Oilers clinched the Predators' first-ever berth in the NHL Stanley Cup Playoffs.

**April 7, 2004:** The Predators headed to Detroit to take on the top-seeded Red Wings in the franchise's first playoff game. Despite a goal off the stick of Adam Hall only 16 seconds into the game, Detroit held on for a 3-1 win.

**April 11, 2004:** In the first home playoff game in team history, the Predators earned their first playoff victory, a 3-1 decision over Detroit.

**September 15, 2004:** NHL commissioner Gary Bettman announced that the league's 30 teams would lock out players as the collective bargaining agreement expired.

**February 15, 2005:** NHL commissioner Gary Bettman officially announced the cancellation of the 2004-05 NHL season.

**July 22, 2005:** The NHL announced that the Board of Governors unanimously approved the new collective bargaining agreement, officially ending the lockout.

**August 5, 2005:** The Predators announced the signing of free-agent forward Paul Kariya, the first First-Team NHL All-Star to sign with Nashville.

**October 5, 2005:** After nearly 18 months of inactivity, the Predators returned to NHL action with a 3-2 victory over the San Jose Sharks in front of a capacity crowd at Bridgestone Arena.

**October 8, 2005:** In their second game of the 2005-06 season, the Predators won their first shootout, a 3-2 victory over Anaheim. Paul Kariya scored the game-deciding shootout goal against his former team.

**March 18, 2006:** Nashville defeated Calgary 9-4 at Bridgestone Arena for its 40th win of the 2005-06 season, the first 40-win season in franchise history. The Predators ended the season with a record of 49-25-8 and led the NHL with 32 home wins.

**April 18, 2006:** Paul Kariya netted a hat trick as part of a four-point game in Nashville's 6-3 win over Detroit in the team's 2005-06 regular-season finale. Kariya finished the season with 31 goals and 85 points, the latter being a franchise record. Steve Sullivan also netted 31 goals, and he and Kariya became the first Predators to score 30-or-more goals in a season.

**January 24, 2007:** Kimmo Timonen represented Nashville in the 55th NHL All-Star Game in Dallas while Head Coach Barry Trotz served as an assistant coach for the Western Conference in the Game.

**February 15, 2007:** The Predators acquired legendary center Peter Forsberg from the Philadelphia Flyers for the 2007 stretch run.

**April 5, 2007:** With a 4-1 win over the St. Louis Blues, Nashville hit the 50-win mark for the first time in franchise history. The club would end the 2006-07 regular season with a record of 51-23-8 for a franchise-record 110 points.

**May 22, 2007:** *The Sporting News* announces its 2006-07 awards and Predators GM David Poile was named NHL Executive of the Year and Head Coach Barry Trotz was named Coach of the Year. Both honors were determined by a vote of their peers.

## TEAM HISTORY & RECORDS

### FRANCHISE TIMELINE

**August 1, 2007:** Nashville owner Craig Leipold announced the signing of a letter of intent to sell the Nashville Predators and Powers Management to a local ownership group led by David Freeman, CEO of 36 Venture Capital.

**September 12, 2007:** Jason Arnott is named the fourth captain in franchise history.

**November 29, 2007:** The National Hockey League's Board of Governors approved the proposed sale of the Nashville Predators to Predators Holdings LLC.

**December 1, 2007:** David Legwand notched three points (1g-2a) in the third period of a 5-4 shootout win at Montreal. His first point (a goal) was the 302nd of his NHL career, moving him past Kimmo Timonen into sole possession of first place on the franchise's all-time scoring list.

**December 7, 2007:** Predators Holdings LLC., completed its purchase of the Nashville Predators and Powers Management (the company that operates Bridgestone Arena) for \$193 million from Craig Leipold and took over the day-to-day operation of the Predators and Bridgestone Arena.

**December 11, 2007:** The Predators' new ownership group, led by Chairman David Freeman, introduced Ed Lang as the organization's President of Business Operations and David Poile as President of Hockey Operations/General Manager.

**January 27, 2008:** Captain Jason Arnott represented Nashville in the 56th NHL All-Star Game in Atlanta, becoming the fourth Predator to represent the club in the mid-season classic.

**November 4, 2008:** Head Coach Barry Trotz became just the 10th coach in NHL history to coach 750 games with a single team.

**January 25, 2009:** Defenseman Shea Weber became the first Predators draft pick to represent the club in an All-Star Game.

**April 10, 2009:** After missing the previous 11 games due to injury, Jason Arnott scored six goals in the final four games of the season, ending 2008-09 with a franchise-record 33 goals in just 65 games played.

**June 18, 2009:** Steve Sullivan became Nashville's first NHL award recipient, winning the Bill Masterton Trophy, given to the player who "best exemplifies the qualities of perseverance, sportsmanship and dedication to hockey." Sullivan returned on Jan. 10, 2009 from a 23-month absence due to injury.

**February 23, 2010:** The Predators and Bridgestone Americas, Inc. announced a multi-year naming rights and marketing partnership for team's venue, naming it Bridgestone Arena.

**February 28, 2010:** Nashville defensemen Shea Weber (Canada) and Ryan Suter (United States) clash in the Gold Medal Game of the 2010 Vancouver Olympics. Weber's Canadian squad claims gold with a 3-2 overtime victory, with Suter earning silver while logging a game-high 31:31 of ice time. Weber is named to the Olympic All-Tournament Team.

**March 1, 2010:** The Predators ownership group announced a change in the leadership of its board of directors, as Tom Cigarra became the club's new chairman, replacing David Freeman who stepped down as chairman after serving three years in this role.

**April 3, 2010:** With a 4-3 overtime victory at Detroit, the Predators clinched their fifth playoff berth in a six-season span, a feat duplicated by only three other Western Conference teams, and seven other NHL franchises overall.

**April 16, 2010:** Led by two goals by J-P Dumont, the Predators scored four straight third-period goals to claim a 4-1 victory over Chicago in Game One of the teams' Western Conference Quarterfinal Series. It is the first road playoff win in franchise history.

**April 28, 2010:** Predators Head Coach Barry Trotz is named a nominee for the Jack Adams Award, given annually to the NHL's top coach. It is the second time in franchise history someone from the organization is nominated for an NHL Award. One week later, General Manager David Poile is revealed as one of three finalists for the inaugural GM of the Year Award.

**July 8, 2010:** Shea Weber is named the fifth captain in franchise history.

**August 10, 2010:** Predators appoint senior management team with addition of Jeff Cogen as CEO and Sean Henry as President and COO.

**January 4, 2011:** The Nashville Predators announced the successful establishment of a \$75 million senior credit facility, solidifying the organization's financial foundation, and putting organization on a firm, long-term financial footing.

**January 30, 2011:** Captain Shea Weber participates in his second straight All-Star Game, forming a pairing with future Hall-of-Famer Nicklas Lidstrom to post a +6 rating while racking up four assists, becoming just the second defenseman in All-Star Game history to amass four helpers.

# TEAM HISTORY & RECORDS

## FRANCHISE TIMELINE



**February 10, 2011:** The Predators acquire center Mike Fisher from the Ottawa Senators for a first-round selection in the 2011 Entry Draft and a third-round selection in the 2012 Entry Draft. He would post eight points in the club's final seven regular-season contests to secure a playoff berth, then lead the team with six points in six games during their first playoff series victory in franchise history.

**February 26, 2011:** Brentwood, Tenn., native and Predators 2006 second-round pick Blake Geoffrion makes his NHL debut, becoming the first Tennessee native, and first fourth-generation NHLer to appear in the League. He scored his first goal two games later at Edmonton, and became youngest player in franchise history to notch a hat trick in his 11th career game on March 20 at Buffalo.

**April 8, 2011:** The Nashville Predators clinch their sixth playoff berth in the past seven seasons with a 4-1 victory over the Columbus Blue Jackets in their home finale, making them one of just six franchises to attain the feat. It was the 16th sellout of the season, and boosted average attendance to 16,143 for 2010-11, the highest since the 1999-2000 campaign.

**April 20, 2011:** General Manager David Poile is the first of four in the organization to earn a nomination for the 2011 NHL Awards, becoming the finalist for the GM of the Year Award in each of its first two years of existence. Two days later, Pekka Rinne is nominated for the Vezina Trophy, followed by Shea Weber being named a finalist for the Norris Trophy three days later. Head Coach Barry Trotz caps the parade to Las Vegas with his second straight Jack Adams nomination four days later, giving Nashville the second-most nominees at the Awards show.

**April 22, 2011:** Nashville's spring of "firsts" begins as Jerred Smithson scores at 1:57 of extra time to lift the Predators to a 4-3 victory at the Honda Center in Anaheim. It was the Predators' first playoff overtime victory, first Game Five victory and first time winning three games in a playoff year. Two nights later in Game Six, the Predators would top the Ducks 4-2 at Bridgestone Arena to win their first playoff series in franchise history.

**April 30, 2011:** Predators rookie forward Matt Halischuk ends the longest game in franchise history at 14:51 of double overtime, putting a shot over Vancouver goaltender Roberto Luongo's glove for a 2-1 win at Rogers Arena. The win tied the series at one game apiece.

**May 3, 2011:** The Nashville Predators play their first game in the month of May before a sellout crowd of 17,113 at Bridgestone Arena.

**May 7, 2011:** Behind two goals each from Joel Ward and David Legwand, the Predators claim a 4-3 decision over the Vancouver Canucks, the first victory in franchise history when facing elimination.

**June 22, 2011:** At the NHL Awards in Las Vegas, Shea Weber was named an NHL First-Team All-Star and Pekka Rinne was named an NHL Second-Team All-Star, marking the first time in franchise history players have been selected for the end-of-season All-Star Teams.

# TEAM HISTORY & RECORDS

## ALL-TIME TRADES & ACQUISITIONS

|                         |  |                            |  |
|-------------------------|--|----------------------------|--|
| <b>June 1, 1998:</b>    | Acquired forward Marian Cisar from Los Angeles for future considerations.  | <b>October 5, 1998:</b>    | Acquired defenseman Marc Moro and goaltender Chris Mason from Anaheim for goaltender Dominic Roussel. Claimed forward Zdeno Ciger from Edmonton in the 1998 NHL Waiver Draft.  |
| <b>June 4, 1998:</b>    | Signed free-agent defenseman Jayson More.  | <b>October 12, 1998:</b>   | Signed free-agent defenseman Jeff Kealty.  |
| <b>June 8, 1998:</b>    | Signed free-agent forward Rob Valicevic.   | <b>October 25, 1998:</b>   | Acquired a third-round selection in the 1999 Entry Draft (traded to Colorado; Colorado selected Branko Radivojevic) from Colorado for defenseman Greg de Vries.  |
| <b>June 11, 1998:</b>   | Signed free-agent forward Mark Mowers.   | <b>October 28, 1998:</b>   | Signed free-agent forward Bobby Russell.   |
| <b>June 26, 1998:</b>   | Selected 26 players in the NHL Expansion Draft: Chris Armstrong (FLA), Blair Atcheynum (STL), Joel Bouchard (CGY), Bob Boughner (BUF), Paul Brousseau (TB), Doug Brown (DET), Andrew Brunette (WSH), Frederic Chabot (L.A.), Patrick Cote (DAL), J.J. Daigneault (NYI), Jeff Daniels (CAR), Craig Darby (PHI), Mike Dunham (N.J.), Doug Friedman (EDM), Tony Hrkac (PIT), Al Iafate (S.J.), Greg Johnson (CHI), Uwe Krupp (COL), Denny Lambert (OTT), Mike Richter (NYR), Mikhail Shtalenkov (ANA), John Slaney (PHX), Mike Sullivan (BOS), Tomas Vokoun (MTL), Scott Walker (VAN) and Rob Zetter (TOR). Acquired forward Darren Turcotte and St. Louis' highest compensatory selection in the 1999 NHL Entry Draft (traded to Florida; Florida selected Alex Auld) from St. Louis for future considerations. Acquired goaltender Dominic Roussel and defenseman Jeff Staples from Philadelphia for a seventh-round selection in the 1998 NHL Entry Draft (Cam Ondrick). Acquired defensemen Jan Vopat and Kimmo Timonen from Los Angeles for future considerations. Acquired forward Sergei Krivokrasov from Chicago for future considerations. Acquired forward Jim Dowd from Calgary for future considerations. Acquired forward Ville Peltonen from San Jose for a fifth-round selection in the 1998 NHL Entry Draft (traded to Phoenix; Phoenix selected Josh Blackburn). Acquired forward Sebastien Bordeleau from Montreal for future considerations. Acquired a fifth-round selection in the 1998 NHL Entry Draft (Martin Beauchesne) from Colorado for future considerations. | <b>October 31, 1998:</b>   | Acquired forward Cliff Ronning and defenseman Richard Lintner from Phoenix for future considerations.  |
| <b>June 27, 1998:</b>   | Acquired a first-round (David Legwand) and third-round selection (Geoff Koch) in the 1998 NHL Entry Draft from San Jose for a first-round (Brad Stuart) and second-round selection (Jonathan Cheechoo) in the 1998 NHL Entry Draft. Selected forwards Denis Arhipov, Martin Bartek, Craig Brunel, Geoff Koch and David Legwand and defensemen Martin Beauchesne, Kent Sauer and Karlis Skrastins in the 1998 NHL Entry Draft. Signed free-agent forward Patric Kjellberg.  | <b>January 13, 1999:</b>   | Traded defenseman J.J. Daigneault to Phoenix for future considerations.  |
| <b>June 30, 1998:</b>   | Acquired a seventh-round selection in the 1999 NHL Entry Draft (Kyle Kettles) from Phoenix for forward Mike Sullivan.  | <b>January 26, 1999:</b>   | Acquired defenseman Sergei Klimientiev from Philadelphia for future considerations.  |
| <b>July 6, 1998:</b>    | Signed free-agent forward Tom Fitzgerald.  | <b>March 12, 1999:</b>     | Claimed defenseman Dan Keczer on waivers from Dallas.  |
| <b>July 7, 1998:</b>    | Acquired forward Vitali Yachmenev from Los Angeles for future considerations.  | <b>March 23, 1999:</b>     | Acquired a sixth-round selection in the 2000 NHL Entry Draft (Zbynek Irgl) from St. Louis for forward Blair Atcheynum.   |
| <b>July 9, 1998:</b>    | Signed free-agent forward David Gosselin. Traded forward Tony Hrkac to Dallas for future considerations.   | <b>April 19, 1999:</b>     | Acquired defenseman Bubba Berenzweig from the New York Islanders for a fourth-round selection in the 1999 NHL Entry Draft (Johan Halvarsson).  |
| <b>July 13, 1998:</b>   | Signed free-agent forward Matt Henderson.  | <b>May 3, 1999:</b>        | Traded forward Brad Smyth to the New York Rangers for future considerations.   |
| <b>July 14, 1998:</b>   | Acquired forward Petr Sykora, a third-round selection in the 1999 NHL Entry Draft (traded to Edmonton; Edmonton selected Mike Comrie) and a conditional selection in the 1999 NHL Entry Draft (Alexandre Krevsun) from Detroit for forward Doug Brown.   | <b>May 4, 1999:</b>        | Signed free-agent forward Danny Riva.  |
| <b>July 16, 1998:</b>   | Signed free-agent forward Brad Smyth.  | <b>June 17, 1999:</b>      | Signed free-agent defenseman Jayme Filipowicz.   |
| <b>July 20, 1998:</b>   | Goaltender Frederic Chabot claimed on waivers by Los Angeles.  | <b>June 21, 1999:</b>      | Acquired a conditional selection in the 2000 NHL Entry Draft (Matt Hendricks) from Atlanta for forward Andrew Brunette.  |
| <b>August 6, 1998:</b>  | Signed free-agent defenseman Jamie Heward.   | <b>June 22, 1999:</b>      | Traded forward Jeff Nelson to Washington for future considerations.  |
| <b>August 19, 1998:</b> | Signed free-agent forward Jeff Nelson.   | <b>June 26, 1999:</b>      | Acquired Toronto's fourth-round selection in the 1999 NHL Entry Draft (Yevgeny Pavlov) and future considerations from Carolina for goaltender Eric Fichaud. Acquired forward Phil Crowe from Atlanta for future considerations. Acquired defenseman Craig Millar from Edmonton for Detroit's third-round selection in the 1999 NHL Entry Draft (Mike Comrie). Acquired a second-round selection in the 2000 NHL Entry Draft (Liber Pivko) from Florida for a second-round selection in the 1999 NHL Entry Draft (Alex Auld). Acquired two second-round selections in the 1999 NHL Entry Draft (Adam Hall, Andrew Hutchinson) from Colorado for a second-round selection (Martin Grenier) and a third-round selection (Branko Radivojevic) in the 1999 NHL Entry Draft. Selected forwards Jonas Andersson, Martin Erat, Adam Hall, Darren Haydar, Alexandre Krevsun, Konstantin Panov, Yevgeny Pavlov, defensemen Brett Angel, Miroslav Durak, Ed Hill, Timo Helbling and Andrew Hutchinson and goaltenders Brian Finley, Kyle Kettles and Jan Lasak in the 1999 NHL Entry Draft. |
| <b>August 26, 1998:</b> | Signed free-agent defenseman Shannon Finn and Kaj Linna.   | <b>July 26, 1999:</b>      | Signed free-agent forward Brent Peterson and free-agent defenseman Alexandre Boikov.   |
| <b>October 1, 1998:</b> | Acquired defensemen Drake Berehowsky and Greg de Vries and goaltender Eric Fichaud from Edmonton for forward Jim Dowd and goaltender Mikhail Shtalenkov.   | <b>August 10, 1999:</b>    | Signed free-agent forward Steve Washburn and free-agent goaltender Corey Hirsch.   |
|                         |  | <b>August 16, 1999:</b>    | Acquired forward Randy Robitaille from Atlanta for forward Denny Lambert.  |
|                         |  | <b>September 27, 1999:</b> | Acquired forward Paul Healey from Philadelphia for forward Matt Henderson.   |
|                         |  | <b>October 2, 1999:</b>    | Signed free-agent forward Jason Dawe.  |
|                         |  | <b>November 10, 1999:</b>  | Claimed defenseman Bill Houlder on waivers from Tampa Bay.   |



# TEAM HISTORY & RECORDS

## ALL-TIME TRADES & ACQUISITIONS

|                           |  |                           |   |
|---------------------------|--|---------------------------|---|
| <b>November 16, 1999:</b> | Acquired a conditional selection in the 2001 NHL Entry Draft from Philadelphia for forward Steve Washburn.   | <b>March 7, 2001:</b>     | Acquired defenseman Bert Robertsson from the New York Rangers for forward Ryan Tobler.  |
| <b>January 20, 2000:</b>  | Claimed forward Niklas Andersson on waivers from the New York Islanders.   | <b>March 9, 2001:</b>     | Acquired Atlanta's second-round selection in the 2001 NHL Entry Draft (Timofei Shishkanov) from Vancouver for defenseman Drake Berehowsky.  |
| <b>February 2, 2000:</b>  | Acquired defenseman Stewart Malgunas from Washington for a conditional selection in the 2001 NHL Draft. Acquired defenseman John Namestnikov from the New York Rangers for forward Jason Dawe.   | <b>March 13, 2001:</b>    | Forward Sebastien Bordeleau claimed on waivers by St. Louis.  |
| <b>February 6, 2000:</b>  | Defenseman Stewart Malgunas claimed on waivers by Calgary.   | <b>May 2, 2001:</b>       | Signed free-agent forward Bryan Lundbom.  |
| <b>February 9, 2000:</b>  | Acquired defenseman Rory Fitzpatrick from St. Louis for defenseman Dan Keczer.   | <b>May 24, 2001:</b>      | Acquired defenseman Mikhail Chernov from Philadelphia for forward Mike Watt.  |
| <b>February 14, 2000:</b> | Acquired forward Eric Bertrand from Philadelphia for future considerations.  | <b>June 1, 2001:</b>      | Signed free-agent forward Vladimir Orszagh. Claimed forward Bill Bowler on waivers from Columbus.   |
| <b>February 19, 2000:</b> | Forward Niklas Andersson claimed on waivers by the New York Islanders.   | <b>June 19, 2001:</b>     | Claimed forward Yves Sarault on waivers from Atlanta.   |
| <b>March 13, 2000:</b>    | Acquired defenseman Pavel Skrbek from Pittsburgh for defenseman Bob Boughner.  | <b>June 23-24, 2001:</b>  | Acquired a fourth-round selection in the 2001 NHL Entry Draft (Jordin Tootoo) from Philadelphia for a fourth-round (traded to Carolina; Carolina selected Rob Zepp), a fifth-round (Jussi Timonen) and a seventh-round (Thierry Douville) selection in the 2001 NHL Entry Draft. Selected forwards Gustav Grasberg, Denis Platonov, Oliver Setzinger, Timofei Shishkanov and Jordin Tootoo and defensemen Dan Hamhuis, Anton Lavrentiev, Mikko Lehtonen and Tomas Slovák in the 2001 NHL Entry Draft. |
| <b>March 14, 2000:</b>    | Defenseman Joel Bouchard claimed on waivers by Dallas. Acquired forward Petr Sackl from the New York Islanders for a ninth-round selection in the 2000 Entry Draft (Tomi Pettinen). Acquired defenseman Cale Hulse and a third-round selection in the 2001 Entry Draft (Denis Platonov) from Calgary for forward Sergei Krivokrasov. Traded goaltender Corey Hirsch to Anaheim for future considerations.  | <b>July 2, 2001:</b>      | Signed free-agent forward Stu Grimson.  |
| <b>March 27, 2000:</b>    | Forward Darren Turcotte announced his retirement. Signed free-agent forward Greg Classen.  | <b>July 31, 2001:</b>     | Acquired defenseman Andy Delmore from Philadelphia for a third-round selection in the 2002 NHL Entry Draft (traded to Phoenix; Phoenix selected Joe Callahan).  |
| <b>May 1, 2000:</b>       | Signed free-agent forward Ryan Tobler.   | <b>August 8, 2001:</b>    | Signed free-agent forward Erik Anderson and free-agent defenseman Rich Brennan.   |
| <b>May 23, 2000:</b>      | Claimed forwards Sean Haggerty and Mike Watt on waivers from the New York Islanders.   | <b>October 9, 2001:</b>   | Acquired forward Nathan Perrott from Chicago for a conditional selection in the 2003 NHL Entry Draft.   |
| <b>June 12, 2000:</b>     | Acquired a fifth-round selection in the 2000 NHL Entry Draft (Matt Koalska) from Edmonton for forward Patrick Cote.  | <b>November 1, 2001:</b>  | Acquired forward Petr Tenkrat from Anaheim for forward Patric Kjellberg.  |
| <b>June 24-25, 2000:</b>  | Acquired a third-round selection in the 2001 NHL Entry Draft (traded to Philadelphia; Philadelphia selected Patrick Sharp) from Detroit for a fourth-round selection in the 2000 NHL Entry Draft (Stefan Liv). Selected forwards Scott Hartnell, Matt Hendricks, Zbynek Irigl, Matt Koalska, Libor Pivko and Daniel Widing, defensemen Mats Christeen, Tomas Harant, Martin Hohenner, Mattias Nilsson and Mike Stuart and goaltender Jure Penko in the 2000 NHL Entry Draft. | <b>December 4, 2001:</b>  | Acquired forward Jay Legault from Anaheim for defenseman Bert Robertsson.   |
| <b>August 15, 2000:</b>   | Signed free-agent forward Brantt Myhras.   | <b>December 18, 2001:</b> | Acquired defenseman Brett Hauer from Los Angeles for defenseman Rich Brennan.   |
| <b>Sept. 25, 2000:</b>    | Signed free-agent forward Jeremy Stevenson. Acquired defenseman Alexei Vasiliev from the New York Rangers for a conditional draft selection.   | <b>January 11, 2002:</b>  | Acquired forward Petr Hubacek and defenseman Jason Beckett from Philadelphia for forward Yves Sarault and a conditional selection in the 2003 NHL Entry Draft.  |
| <b>Sept. 29, 2000:</b>    | Acquired defenseman Mark Eaton from Philadelphia for Detroit's third-round selection in the 2001 NHL Entry Draft (Patrick Sharp). Forward Zdeno Ciger claimed by Minnesota in the 2000 NHL Waiver Draft.   | <b>January 30, 2002:</b>  | Claimed forward Reid Simpson on waivers from Montreal.  |
| <b>October 25, 2000:</b>  | Defenseman Craig Millar claimed on waivers by Tampa Bay.   | <b>February 6, 2002:</b>  | Acquired forward Steve Dubinsky from Chicago for future considerations.   |
| <b>January 2, 2001:</b>   | Claimed defenseman Robert Schnabel on waivers from Phoenix.  | <b>March 1, 2002:</b>     | Acquired defensemen D.J. Smith and Marty Willford from Toronto for defenseman Marc Moro. Acquired a conditional draft selection (Matt Davis) from Colorado for defenseman D.J. Smith.   |
| <b>January 12, 2001:</b>  | Traded defenseman Rory Fitzpatrick to Edmonton for future considerations.  | <b>March 13, 2002:</b>    | Acquired a fourth-round selection in the 2003 NHL Entry Draft (traded to Anaheim; Anaheim selected Nathan Saunders) and future considerations from Chicago for forward Tom Fitzgerald.  |
| <b>February 1, 2001:</b>  | Traded forward Brantt Myhras to Washington for future considerations.  | <b>March 16, 2002:</b>    | Acquired defenseman Jere Karalahti and a conditional selection in the 2003 NHL Entry Draft (Teemu Lassila) from Los Angeles for forward Cliff Ronning.  |
|                           |  | <b>March 17, 2002:</b>    | Acquired forward Jukka Hentunen from Calgary for a conditional selection in the 2003 NHL Entry Draft.   |
|                           |  | <b>March 19, 2002:</b>    | Acquired defenseman Peter Smrek from the New York Rangers for defenseman Richard Lintner.   |

# TEAM HISTORY & RECORDS

## ALL-TIME TRADES & ACQUISITIONS

|                           |   |                            |   |
|---------------------------|---|----------------------------|---|
| <b>May 6, 2002:</b>       | Signed free-agent forward Vernon Fiddler.   | <b>March 10, 2003:</b>     | Traded forward Bob Wren to Ottawa for future considerations.  |
| <b>May 15, 2002:</b>      | Acquired forward Steve Parsons from Pittsburgh for future considerations.   | <b>March 11, 2003:</b>     | Claimed forward Todd Warriner on waivers from Philadelphia. Acquired defenseman Alexander Riazantsev from Colorado for a seventh-round selection in the 2003 NHL Entry Draft (Linus Videll).  |
| <b>June 22-23, 2002:</b>  | Acquired a third-round selection in the 2002 NHL Entry Draft (traded to Detroit; Detroit selected Valtteri Filppula) from Anaheim for future considerations. Acquired a third-round selection in the 2002 NHL Entry Draft (traded to Toronto; Toronto selected Dominic D'Amour) and a second-round selection in the 2003 NHL Entry Draft (Konstantin Glazachev) from Buffalo for a second-round selection in the 2002 NHL Entry Draft (traded to Edmonton; Edmonton selected Jarret Stoll). Acquired a third-round selection in the 2003 NHL Entry Draft (Paul Brown) from Washington for forward Petr Sykora. Acquired a conditional third-round selection in the 2003 NHL Entry Draft (Alexander Sulzer) from Toronto for a third-round selection in the 2002 NHL Entry Draft (Dominic D'Amour). Acquired a third-round selection in the 2003 NHL Entry Draft (Grigory Shafgulin) from Detroit for a third-round selection in the 2002 NHL Entry Draft (Valtteri Filppula). Selected forwards Kaleb Betts, Patrick Jarrett, Brandon Segal and Scottie Upshall, defensemen Josh Morrow and Steven Spencer and goaltenders Matt Davis and Mike McKenna in the 2002 NHL Entry Draft. | <b>June 19, 2003:</b>      | Named Brent Peterson associate coach and Peter Horachek assistant coach.  |
| <b>June 29, 2002:</b>     | Acquired forward Cameron Mann and goaltender Ed Belfour from Dallas for forward David Gosselin and a fifth-round selection in the 2003 NHL Entry Draft (Eero Kilpelainen).  | <b>June 21, 2003:</b>      | Acquired forward Sergei Soin from Colorado for defenseman Tomas Slovák.   |
| <b>June 30, 2002:</b>     | Acquired forward Tie Domi from Toronto for an eighth-round selection in the 2003 NHL Entry Draft (Shaun Landolt).   | <b>June 22-23, 2003:</b>   | Acquired a fourth-round (Nick Fugere) and fifth-round selection (Kyle Moir) in the 2004 NHL Entry Draft from Anaheim for a fourth-round selection in the 2003 NHL Entry Draft (Nathan Saunders). Acquired two seventh-round selections in the 2003 NHL Entry Draft (Andrei Mukhachev, Miroslav Hanuljak) from Los Angeles for a sixth-round selection in the 2003 NHL Entry Draft (Esa Pirnes). Selected forwards Paul Brown, Lauris Darzins, Konstantin Glazachev and Grigory Shafgulin, defensemen Kevin Klein, Andrei Mukhachev, Richard Stehlik, Alexander Sulzer, Ryan Suter and Shea Weber and goaltenders Miroslav Hanuljak, Teemu Lassila and Rustam Sidikov in the 2003 NHL Entry Draft. |
| <b>July 11, 2002:</b>     | Signed free-agent forwards Brent Gilchrist and Clarke Wilm.   | <b>June 26, 2003:</b>      | Acquired defenseman Curtis Murphy from Minnesota for defenseman Peter Smrek.  |
| <b>July 15, 2002:</b>     | Signed free-agent forwards Greg Koehler and Wyatt Smith.  | <b>June 27, 2003:</b>      | Acquired a third-round selection in the 2004 NHL Entry Draft (traded to Minnesota; Minnesota selected Clayton Stoner) from Buffalo for defenseman Andy Delmore.   |
| <b>July 16, 2002:</b>     | Signed free-agent defenseman Pascal Trepanier.  | <b>June 30, 2003:</b>      | Acquired a third-round selection in the 2004 NHL Entry Draft (traded to Ottawa; Ottawa selected Peter Reglin) from Colorado for defenseman Karlis Skrastins.  |
| <b>July 24, 2002:</b>     | Signed free-agent forwards Denis Pederson and Domenic Pittis.   | <b>July 14, 2003:</b>      | Acquired forward Mike Farrell from Washington for defenseman Alexander Riazantsev.  |
| <b>September 4, 2002:</b> | Signed free-agent forward Andreas Johansson.  | <b>July 17, 2003:</b>      | Signed free-agent defenseman Ray Schultz.   |
| <b>October 4, 2002:</b>   | Claimed defenseman Francis Bouillon from Montreal in the 2002 NHL Waiver Draft. Forward Petr Tenkrat claimed by Florida in the 2002 NHL Waiver Draft.   | <b>July 22, 2003:</b>      | Signed free-agent forward Jim McKenzie.   |
| <b>October 23, 2002:</b>  | Acquired defenseman Jason York from Anaheim for future considerations.  | <b>September 10, 2003:</b> | Signed free-agent forward Mathieu Darche and free-agent defenseman Jamie Allison.   |
| <b>October 25, 2002:</b>  | Defenseman Francis Bouillon claimed on waivers by Montreal.   | <b>October 3, 2003:</b>    | Claimed defenseman Wade Brookbank from Ottawa and goaltender Chris Mason from Florida in the 2003 NHL Waiver Draft.   |
| <b>December 2, 2002:</b>  | Signed free-agent forward Reid Simpson.   | <b>October 22, 2003:</b>   | Claimed forward Jeremy Stevenson on waivers from Minnesota.   |
| <b>December 12, 2002:</b> | Acquired forward Rem Murray and defensemen Tomas Kloucek and Marek Zidlicky from the New York Rangers for goaltender Mike Dunham.   | <b>November 4, 2003:</b>   | Signed free-agent forward Tony Hrkac.   |
| <b>December 31, 2002:</b> | Acquired forward Bob Wren from Toronto for forward Nathan Perrott.  | <b>November 26, 2003:</b>  | Signed free-agent defenseman Stan Neckar.   |
| <b>February 4, 2003:</b>  | Traded forward Greg Koehler to Los Angeles for future considerations.   | <b>December 2, 2003:</b>   | Acquired forward Simon Gamache and defenseman Kirill Safronov from Atlanta for forward Ben Simon and defenseman Tomas Kloucek.  |
| <b>February 17, 2003:</b> | Acquired forward Jon Sim from Dallas for defenseman Bubba Berenzweig and a conditional selection in the 2004 NHL Entry Draft.   | <b>December 17, 2003:</b>  | Traded defenseman Wade Brookbank to Vancouver for future considerations.  |
| <b>March 3, 2003:</b>     | Acquired forward Oleg Petrov from Montreal for a fourth-round selection in the 2003 NHL Entry Draft (traded to Washington; Washington selected Andreas Valdix).   | <b>December 31, 2003:</b>  | Claimed forward Jason Morgan on waivers from Calgary.   |
| <b>March 8, 2003:</b>     | Forward Jon Sim claimed on waivers by Los Angeles.  | <b>January 30, 2004:</b>   | Claimed forward Jeremy Yablonski on waivers from St. Louis.   |
| <b>March 9, 2003:</b>     | Acquired goaltender Wade Flaherty from Florida for defenseman Pascal Trepanier.   | <b>February 16, 2004:</b>  | Acquired forward Steve Sullivan from Chicago for a second-round selection in the 2004 NHL Entry Draft (Ryan Garlock) and a second-round selection in the 2005 NHL Entry Draft (Michael Blunden).  |
|                           |   | <b>February 19, 2004:</b>  | Forward Jason Morgan claimed on waivers by Calgary.   |
|                           |   | <b>February 25, 2004:</b>  | Acquired an eighth-round selection in the 2004 NHL Entry Draft (Pekka Rinne) from Tampa Bay for defenseman Timo Helbling.   |

# TEAM HISTORY & RECORDS

## ALL-TIME TRADES & ACQUISITIONS

|                           |  |
|---------------------------|--|
| <b>March 5, 2004:</b>     | Acquired forward Sergei Zholtok and defenseman Brad Bombardir from Minnesota for Buffalo's third-round selection (Clayton Stoner) and a fourth-round selection (Patrick Bordeleau) in the 2004 NHL Entry Draft.  |
| <b>March 9, 2004:</b>     | Acquired defenseman Shane Hnidy from Ottawa for Colorado's third-round selection in the 2004 NHL Entry Draft (Peter Reglin). Acquired a sixth-round selection in the 2004 NHL Entry Draft (Kevin Schaeffer) from Tampa Bay for defenseman Stan Neckar.                                   |
| <b>June 26-27, 2004:</b>  | Selected forwards Stanislav Balan, Nick Fugere, Vaclav Meidl, Alexander Radulov and Michael Santorelli, defenseman Denis Kulyash, Janne Niskala, Kevin Schaeffer and Craig Switzer and goaltenders Kyle Moir and Pekka Rinne in the 2004 NHL Entry Draft.                                |
| <b>July 9, 2004:</b>      | Signed free-agent defenseman Greg Zanon.   |
| <b>July 22, 2004:</b>     | Signed free-agent forwards Cam Severson and Jerred Smithson.   |
| <b>July 26, 2004:</b>     | Signed free-agent defenseman Andreas Lilja.  |
| <b>July 27, 2005:</b>     | Acquired forward Darcy Hordichuk from Florida for a fourth-round selection in the 2005 NHL Entry Draft (Matt Duffy).   |
| <b>July 29, 2005:</b>     | Acquired a third-round selection in the 2005 NHL Entry Draft (Teemu Laakso) from Carolina for defenseman Andrew Hutchinson.  |
| <b>July 30, 2005:</b>     | Acquired a fourth-round selection in the 2006 NHL Entry Draft (Niko Snellman) from Atlanta for defenseman Shane Hnidy. Selected forwards Patric Hornqvist, Ryan Maki and Cal O'Reilly and defensemen Cody Franson, Teemu Laakso, Ryan Parent and Scott Todd in the 2005 NHL Entry Draft. |
| <b>August 2, 2005:</b>    | Acquired defenseman Danny Markov from Philadelphia for a third-round selection in the 2006 NHL Entry Draft (traded to Los Angeles; Los Angeles selected Bud HOLLOWAY).   |
| <b>August 4, 2005:</b>    | Signed free-agent defenseman Sheldon Brookbank.  |
| <b>August 5, 2005:</b>    | Signed free-agent forward Paul Kariya.   |
| <b>August 6, 2005:</b>    | Signed free-agent forward Scott Nichol.  |
| <b>August 19, 2005:</b>   | Signed free-agent forward Randy Robitaille.  |
| <b>August 31, 2005:</b>   | Signed free-agent forward Greg Classen.  |
| <b>September 9, 2005:</b> | Acquired forward Kris Beech from Pittsburgh for a conditional selection in the 2006 NHL Entry Draft (traded to Florida; Florida selected Derrick Lapoint).   |
| <b>October 3, 2005:</b>   | Signed free-agent forward Yanic Perreault.   |
| <b>October 4, 2005:</b>   | Forward Randy Robitaille claimed on waivers by Minnesota.  |
| <b>October 24, 2005:</b>  | Acquired defenseman Rick Berry from Phoenix for future considerations.   |
| <b>November 29, 2005:</b> | Forward Simon Gamahe claimed on waivers by St. Louis.  |
| <b>January 28, 2006:</b>  | Claimed forward Simon Gamahe on waivers from St. Louis.  |
| <b>January 29, 2006:</b>  | Acquired forward Mike Sillinger from St. Louis for forward Timofei Shishkanov.   |
| <b>February 13, 2006:</b> | Defenseman Jamie Allison claimed on waivers by Florida.  |
| <b>February 15, 2006:</b> | Forward Jeremy Stevenson claimed on waivers by Dallas.   |
| <b>March 9, 2006:</b>     | Acquired defenseman Brendan Witt from Washington for forward Kris Beech and a first-round selection in the 2006 NHL Entry Draft (Semyon Varlamov).   |
| <b>May 18, 2006:</b>      | Signed free-agent defenseman Ville Koistinen.  |

|                           |  |
|---------------------------|--|
| <b>June 24, 2006:</b>     | Selected forwards Ryan Flynn, Blake Geoffrion, Viktor Sjödin and Niko Snellman and goaltender Mark Dekanich in the 2006 NHL Entry Draft.   |
| <b>July 2, 2006:</b>      | Signed free-agent forward Jason Arnett.  |
| <b>July 17, 2006:</b>     | Signed free-agent forwards Shane Endicott and Patrick Leahy, free-agent defenseman Nolan Yonkman and free-agent goaltender Karl Goehring.  |
| <b>July 18, 2006:</b>     | Acquired forward Josef Vasecek from Carolina for forward Scott Walker.   |
| <b>July 19, 2006:</b>     | Acquired forward Dominic Moore from the New York Rangers for forward Adam Hall. Acquired a third-round selection in the 2007 NHL Entry Draft (Ryan Thang) from Pittsburgh for forwards Dominic Moore and Libor Pivko.  |
| <b>July 21, 2006:</b>     | Signed free-agent forward Ramzi Abid.  |
| <b>August 21, 2006:</b>   | Signed free-agent defenseman Alex Henry.   |
| <b>August 29, 2006:</b>   | Signed free-agent forward J-P Dumont.  |
| <b>October 2, 2006:</b>   | Signed free-agent forward Kim Staal.   |
| <b>October 6, 2006:</b>   | Signed free-agent forward Kelsey Wilson.   |
| <b>November 27, 2006:</b> | Claimed goaltender Michael Leighton on waivers from Anaheim.   |
| <b>January 11, 2007:</b>  | Goaltender Michael Leighton claimed on waivers by Philadelphia.  |
| <b>January 17, 2007:</b>  | Signed free-agent forward Rich Peverly.  |
| <b>January 26, 2007:</b>  | Acquired forward Chris Durno from Anaheim for forward Shane Endicott.  |
| <b>February 9, 2007:</b>  | Acquired forward Eric Belanger from Carolina for forward Josef Vasecek.  |
| <b>February 10, 2007:</b> | Acquired defenseman Vitaly Vishnevski from Atlanta for forward Eric Belanger.  |
| <b>February 15, 2007:</b> | Acquired forward Peter Forsberg from Philadelphia for forward Scottie Upshall, defenseman Ryan Parent, and a first-round (traded to Nashville; Nashville selected Jonathon Blum) and third-round selection (traded to Washington; Washington selected Phil Desimone) in the 2007 NHL Entry Draft.  |
| <b>February 27, 2007:</b> | Acquired a fourth-round selection in the 2007 NHL Entry Draft (Mark Santorelli) from Buffalo for defenseman Mikko Lehtonen.  |
| <b>June 1, 2007:</b>      | Signed free-agent forwards Antti Pihlstrom and Oliver Setzinger.   |
| <b>June 4, 2007:</b>      | Acquired forward Matt Ellison from Philadelphia for future considerations.   |
| <b>June 18, 2007:</b>     | Acquired a first-round selection in the 2007 NHL Entry Draft (Jonathon Blum) from the Philadelphia Flyers for the rights to forward Scott Hartnell and defenseman Kimmo Timonen.   |
| <b>June 22, 2007:</b>     | Acquired a second-round selection in the 2007 NHL Entry Draft (Nick Spaling) and a first (traded to the New York Islanders; New York Islanders selected Joshua Bailey) and second-round selection (traded to the New York Islanders; New York Islanders selected Aaron Ness) in the 2008 NHL Entry Draft from the Florida Panthers for goaltender Tomas Vokoun. Selected defenseman Jonathon Blum in the 2007 NHL Entry Draft. |
| <b>June 23, 2007:</b>     | Selected forwards Ben Ryan, Mark Santorelli, Nick Spaling, Ryan Thang and Andreas Thuresson, defenseman Robert Dietrich and goaltenders Atte Engren and Jeremy Smith in the 2007 NHL Entry Draft.  |

# TEAM HISTORY & RECORDS

## ALL-TIME TRADES & ACQUISITIONS

|                           |   |
|---------------------------|---|
| <b>June 26, 2007:</b>     | Traded forward Brandon Segal to Anaheim for future considerations.  |
| <b>July 2, 2007:</b>      | Signed free-agent forwards Radek Bonk and Jed Otmeyer, free-agent defenseman Greg de Vries and free-agent goaltender Dov Grumet-Morris.   |
| <b>July 5, 2007:</b>      | Signed free-agent forward Shane Willis and free-agent goaltender Dan Ellis.   |
| <b>July 26, 2007:</b>     | Signed free-agent forward Martin Gelinas.   |
| <b>September 4, 2007:</b> | Signed free-agent forward Josh Langfield.   |
| <b>February 26, 2008:</b> | Acquired Brandon Bochenski from Anaheim for future considerations. Acquired Jan Hlavac from Tampa Bay for a seventh-round selection in the 2008 Entry Draft (traded to Philadelphia; Philadelphia selected Joacim Eriksson).  |
| <b>May 6, 2008:</b>       | Signed free-agent forward Ian McKenzie.   |
| <b>June 19, 2008:</b>     | Acquired a fifth-round selection in the 2009 NHL Entry Draft (traded to Tampa Bay; Tampa Bay selected Michael Zador) for forward Darcy Hordichuk and a fifth-round selection in the 2010 NHL Entry Draft (traded to Phoenix, Phoenix selected Louis Domingue).  |
| <b>June 20, 2008:</b>     | Acquired the New York Rangers' fourth-round selection in the 2008 NHL Entry Draft (traded to the New York Rangers; New York Rangers selected Dale Weise) from St. Louis for goaltender Chris Mason. Acquired Toronto's first-round selection in the 2008 NHL Entry Draft (Colin Wilson) from the New York Islanders for Florida's first-round (Joshua Bailey) and second-round (Aaron Ness) selections in the 2008 NHL Entry Draft. Acquired Ottawa's first-round selection in the 2008 NHL Entry Draft (Chet Pickard) and third-round selection in the 2009 Entry Draft (Taylor Beck) for a first-round selection in the 2008 NHL Entry Draft (Erik Karlsson). Selected forward Colin Wilson and goaltender Chet Pickard in the 2008 Entry Draft.  |
| <b>June 21, 2008:</b>     | Acquired Toronto's second-round selection in the 2008 NHL Entry Draft (Roman Josi) from Phoenix for a second-round (traded to Florida; Florida selected Colby Robak) and a third-round selection (Mathieu Brodeur) in the 2008 NHL Entry Draft. Acquired a seventh-round selection in the 2008 NHL Entry Draft (Anders Lindback) and Toronto's fourth-round selection in the 2009 NHL Entry Draft (Craig Smith) from San Jose for a fourth-round selection in the 2008 NHL Entry Draft (Harri Sateri). Acquired a seventh-round selection in the 2008 NHL Entry Draft (Jani Lajunen) and a fourth-round selection in the 2009 NHL Entry Draft (Nick Oliver) from the New York Rangers for the New York Rangers' fourth-round selection in the 2008 NHL Entry Draft (via St. Louis, Dale Weise). Selected forwards Jani Lajunen and Taylor Stefisen, defensemen Jeffrey Foss and Roman Josi, and goaltender Anders Lindback in the 2008 NHL Entry Draft. |
| <b>June 24, 2008:</b>     | Acquired forward Triston Grant and a seventh-round selection in the 2009 NHL Entry Draft (traded to St. Louis; St. Louis selected Maxwell Tardy) from Philadelphia for defenseman Janne Niskala.  |
| <b>July 1, 2008:</b>      | Acquired forward Ryan Jones and a second-round selection in the 2009 NHL Entry Draft (Charles-Olivier Roussel) from Minnesota for defenseman Marek Zidlicky. Signed free-agent goaltender Drew McIntyre.  |
| <b>July 9, 2008:</b>      | Signed free-agent forward Josh Gratton.   |
| <b>July 14, 2008:</b>     | Signed free-agent forward Joel Ward.  |
| <b>Sept. 29, 2008:</b>    | Acquired center Nick Tarnasky from Tampa Bay for a sixth-round selection in the 2009 Entry Draft (Jaroslav Janus).  |
| <b>October 30, 2008:</b>  | Acquired forward Hugh Jessiman from the New York Rangers for future considerations. Acquired defenseman Tim Ramholt from Philadelphia for forward Josh Gratton.   |

|                           |  |
|---------------------------|--|
| <b>November 27, 2008:</b> | Acquired forward Wade Belak from Florida for forward Nick Tarnasky.  |
| <b>January 10, 2008:</b>  | Forward Rich Peverly claimed on waivers by Atlanta.  |
| <b>June 15, 2009:</b>     | Named Martin Gelinas the team's Director of Player Development.  |
| <b>June 26, 2009:</b>     | Selected defenseman Ryan Ellis in the 2009 NHL Entry Draft.  |
| <b>June 27, 2009:</b>     | Traded Carolina's fifth-round selection in the 2009 Entry Draft (Michael Zador) to Tampa Bay for its fifth-round selection in the 2010 Entry Draft (Patrick Cehlin). Traded Philadelphia's seventh-round selection in the 2009 Entry Draft (Maxwell Tardy) to St. Louis for its seventh-round selection in the 2010 Entry Draft (David Elser). Selected forwards Taylor Beck, Gabriel Bourque, Zach Budish, Michael Latta, Nick Oliver, Cameron Reid and Craig Smith, and defensemen Mattias Ekholm and Charles-Olivier Roussel in the 2009 Entry Draft. |
| <b>July 14, 2009:</b>     | Signed free-agent forward Ben Guite.   |
| <b>July 16, 2009:</b>     | Signed free-agent forward Peter Olvecky.   |
| <b>July 20, 2009:</b>     | Signed free-agent forward Ben Eaves.   |
| <b>August 21, 2009:</b>   | Signed free-agent forward Marcel Goc.  |
| <b>Sept. 30, 2009:</b>    | Signed free-agent defenseman Francis Bouillon.   |
| <b>October 7, 2009:</b>   | Signed free-agent forward Dave Scatchard.  |
| <b>March 1, 2010:</b>     | Acquired defenseman Denis Grebeshkov from Edmonton for a second-round selection in the 2010 Entry Draft (Curtis Hamilton).   |
| <b>March 3, 2010:</b>     | Forward Ryan Jones claimed on waivers by Edmonton. Acquired forward Dustin Boyd from Calgary for a fourth-round selection in the 2010 Entry Draft (Bill Arnold).   |
| <b>April 20, 2010:</b>    | Signed free-agent forward Linus Klasen.  |
| <b>June 19, 2010:</b>     | Acquired defenseman Ryan Parent from Philadelphia in exchange for defenseman Dan Hamhuis. Acquired forward Matt Halischuk and a second-round selection in the 2011 Entry Draft (Magnus Hellberg) in exchange for forward Jason Arnett.   |
| <b>June 25, 2010:</b>     | Selected forward Austin Watson in the 2010 Entry Draft.  |
| <b>June 26, 2010:</b>     | Selected forwards Patrick Cehlin, David Elser and Joonas Rask and defensemen Taylor Aronson and Anthony Bitteto in the 2010 Entry Draft.   |
| <b>June 29, 2010:</b>     | Acquired forward Sergei Kostitsyn from Montreal in exchange for forward Dustin Boyd and goaltender Dan Ellis.  |
| <b>July 2, 2010:</b>      | Signed forward Matthew Lombardi to a three-year contract.  |
| <b>July 9, 2010:</b>      | Signed defenseman Brett Palin to a one-year contract.  |
| <b>July 16, 2010:</b>     | Signed forward Jamie Lundmark to a one-year contract.  |
| <b>August 5, 2010:</b>    | Acquired a fourth-round selection in the 2011 Entry Draft (Josh Shalla) from Florida for forward Michael Santorelli.   |
| <b>August 31, 2010:</b>   | Signed free-agent defenseman Aaron Johnson.  |
| <b>September 1, 2010:</b> | Acquired defenseman Grant Lewis from Atlanta for forward Ian McKenzie.   |
| <b>October 5, 2010:</b>   | Acquired defenseman Shane O'Brien and forward Dan Gendur from Vancouver for forward Jonas Andersson and defenseman Ryan Parent.  |



# TEAM HISTORY & RECORDS

## ALL-TIME TRADES & ACQUISITIONS

|                           |  |
|---------------------------|--|
| <b>October 20, 2010:</b>  | Signed free-agent forward Steve Begin.   |
| <b>December 27, 2010:</b> | Signed free-agent forward Chris Mueller.   |
| <b>December 29, 2010:</b> | Claimed forward Marek Svatos on waivers from St. Louis.  |
| <b>February 10, 2011:</b> | Acquired a forward Mike Fisher from the Ottawa Senators for first-round selection in the 2011 NHL Entry Draft (Stefan Noesen) and a third-round selection in the 2012 NHL Entry Draft.   |
| <b>February 24, 2011:</b> | Forward Marek Svatos claimed on waivers by Ottawa.   |
| <b>February 25, 2011:</b> | Acquired a conditional seventh-round selection in the 2012 Entry Draft (conditions not met) from Florida for defenseman Alexander Sulzer.  |
| <b>May 24, 2011:</b>      | Signed free-agent defenseman Victor Bartley.   |
| <b>June 2, 2011:</b>      | Acquired a conditional seventh-round pick in the 2013 Entry Draft from Washington for forward Taylor Steffen.  |
| <b>June 9, 2011:</b>      | Named Lane Lambert assistant coach.  |
| <b>June 15, 2011:</b>     | Named Peter Horachek associate coach.  |
| <b>June 16, 2011:</b>     | Signed free-agent forward Juuso Puustinen.   |
| <b>June 25, 2011:</b>     | Acquired Toronto's third-round selection in the 2012 Entry Draft, and a sixth-round selection in the 2011 Entry Draft (Chase Bailey) from Los Angeles for a third-round selection in the 2011 Entry Draft (Nick Shore). Acquired a sixth-round selection in the 2012 Entry Draft from NY Rangers for a sixth-round selection in the 2011 Entry Draft (Peter Ceresnak). Selected forwards Brent Andrews, Chase Bailis, Miikka Salomaki and Josh Shalla, defensemen Simon Karlsson and Garrett Noonan, and goaltender Magnus Hellberg in the 2011 Entry Draft. |
| <b>June 30, 2011:</b>     | Bought out the contract of forward J-P Dumont.   |
| <b>July 2, 2011:</b>      | Acquired forward Brodie Dupont from the New York Rangers for forward Andreas Thuresson.  |
| <b>July 3, 2011:</b>      | Acquired defenseman Brett Lebda and forward Robert Slaney from the Toronto Maple Leafs for defenseman Cody Franson and forward Matthew Lombardi. The deal also includes a fourth-round pick - Nashville will acquire Toronto's 2013 fourth rounder if Lombardi plays 60 or more games regular-season games over the course of 2011-12 and 2012-13 seasons, while Toronto will acquire Nashville's 2013 fourth rounder if Lombardi does not play 60 games during the next two campaigns. Signed free-agent forward Niclas Bergfors                            |
| <b>July 5, 2011:</b>      | Signed free-agent forwards Zack Stortini and Kyle Wilson.  |
| <b>July 29, 2011:</b>     | Signed free-agent defenseman Tyler Sloan.  |
| <b>August 8, 2011:</b>    | Signed free-agent defenseman Jack Hillen.  |
| <b>August 10, 2011:</b>   | Bought out the contract of defenseman Brett Lebda.   |

# TEAM HISTORY & RECORDS

## TEAM RECORDS - SEASON

|   |  |  |   |
|---|--|--|---|
| <b>STREAKS</b><br><b>LONGEST UNBEATEN STREAK</b><br>8 - (8-0-0) 10/5-10/25/05<br>- (5-0-3-0) 12/18/99-1/1/00<br>7 - (7-0-0) 11/12-11/25/09<br>- (5-0-2-0) 1/8-1/19/04<br>- (4-0-3-0) 12/6-12/23/01<br><b>At Home:</b><br>11 - (9-0-2-0) 12/20/03-1/31/04<br>- (8-0-3-0) 11/3-12/23/01<br>8 - (8-0-0) 1/6-2/8/07<br>- (7-0-1-0) 2/13-3/6/03<br><b>On Road:</b><br>7 - (7-0-0) 10/16-11/4/06<br>5 - (5-0-0) 3/12-4/3/10<br>- (5-0-0) 12/29/09-1/15/10<br>4 - four times, last (4-0-0)<br>12/31/10-1/8/11<br><b>LONGEST WINNING STREAK</b><br>8 - 10/5-10/25/05<br>7 - 11/12-11/25/09<br>6 - seven times, last<br>3/17-3/26/11<br><b>At Home:</b><br>8 - 1/6-2/8/07<br>7 - 10/29-11/23/09<br>- 2/13-3/1/03<br>6 - 2/11-3/20/06<br>- 11/3-12/6/01<br><b>On Road:</b><br>7 - 10/16-11/4/06<br>5 - 3/12-4/3/10<br>- 12/29/09-1/15/10<br>4 - four times, last<br>12/31/10-1/8/11<br><b>LONGEST POINT STREAK</b><br>10 - (9-0-1) 10/14-11/4/06<br>- (8-0-2) 3/2-3/21/06<br>- (7-0-3) 2/19-3/10/07<br><b>At Home:</b><br>13 - (9-0-3-1) 12/13/03-1/31/04<br>12 - (9-0-3) 10/14-12/16/06<br>11 - (8-0-3-0) 11/3-12/23/01<br><b>On Road:</b><br>7 - (6-0-1) 11/12-12/19/09<br>- (7-0-0) 10/16-11/4/06<br>6 - (4-0-2) 1/4-1/24/06<br>5 - four times, last (5-0-0)<br>3/12-4/3/10<br><b>LONGEST WINLESS STREAK</b><br>15 - (0-10-3-2) 3/10-4/6/03<br>8 - (0-7-1-0) 3/7-3/21/02<br>7 - four times, last (0-3-3-1)<br>3/6-3/19/04<br><b>At Home:</b><br>9 - (0-8-1) 1/21-3/2/99<br>7 - (0-4-2-1) 3/6-4/1/03<br>- (0-3-4-0) 10/17-11/16/00<br><b>On Road:</b><br>9 - (0-6-2-1) 3/12-4/6/03<br>- (0-3-2-4) 10/11-11/7/02<br>- (0-8-1-0) 11/2-12/2/01 | <b>LONGEST LOSING STREAK</b><br>7 - 11/20-12/2/99<br>6 - five times, last<br>10/10-10/21/09<br><b>At Home:</b><br>6 - 2/21-3/20/08<br>- 2/26-3/21/02<br>- 1/21-2/15/99<br>5 - 10/13-10/30/01<br><b>On Road:</b><br>7 - 12/8/08-1/11/09<br>- 1/26-3/5/06<br>5 - nine times, last<br>1/21-2/9/10<br><b>MOST CONSECUTIVE TIES</b><br>2 - five times, last<br>3/11-3/13/04<br><b>At Home:</b><br>2 - 1/1-1/10/02<br>- 12/8-12/11/01<br>- 12/18-12/23/99<br><b>On Road:</b><br>None<br><b>LONGEST SHUTOUT STREAK</b><br>233:39 - 3/22-3/30/08<br>149:04 - 3/16-3/21/10<br>147:12 - 2/8-2/26/02<br><b>At Home:</b><br>165:42 - 3/2-3/18/06<br>163:24 - 2/20-3/1/03<br>157:42 - 12/4-12/15/10<br><b>On Road:</b><br>165:38 - 3/15-3/30/08<br>160:57 - 4/5-4/11/06<br>131:06 - 3/8-3/11/01<br><b>MOST CONSECUTIVE GAMES WITHOUT BEING SHUTOUT</b><br>70 - 10/25/07-3/30/08<br>57 - 2/26/04-1/1/06<br>36 - 3/3-11/4/06<br>- 11/27/99-2/15/00<br><b>At Home:</b><br>148 - 1/13/04-11/17/08<br>35 - 10/13/98-3/16/99<br>34 - 10/5/99-3/12/00<br><b>On Road:</b><br>44 - 11/7/09-11/20/10<br>34 - 10/23/07-3/28/08<br>- 1/14/99-11/22/99<br>28 - 3/3-04-12/30/05<br><b>LONGEST SCORELESS STREAK</b><br>166:44 - 12/4-12/10/00<br>161:02 - 11/20-11/26/00<br>152:50 - 12/7-12/12/02<br><b>At Home:</b><br>191:44 - 3/25-4/1/10<br>165:45 - 11/18-11/28/00<br>116:15 - 12/23-12/29/01<br><b>On Road:</b><br>217:55 - 3/27-4/6/03<br>166:44 - 12/4-12/10/00<br>154:32 - 2/3-2/23/00 | <b>POINTS</b><br><b>MOST POINTS</b><br>110 - 2006-07 (51-23-8)<br>106 - 2005-06 (49-25-8)<br>100 - 2009-10 (47-29-6)<br><b>At Home:</b><br>65 - 2005-06 (32-8-1)<br>61 - 2006-07 (28-8-5)<br>56 - 2010-11 (24-9-8)<br><b>On Road:</b><br>49 - 2009-10 (23-15-3)<br>- 2006-07 (23-15-3)<br>43 - 2010-11 (20-18-3)<br><b>FEWEST POINTS</b><br>63 - 1998-99 (28-47-7)<br>69 - 2001-02 (28-41-13-0)<br>70 - 1999-00 (28-40-7-7)<br><b>At Home:</b><br>34 - 1998-99 (15-22-4)<br>35 - 1999-00 (15-21-3-2)<br>39 - 2000-01 (16-18-7-0)<br><b>On Road:</b><br>27 - 2001-02 (11-25-5-0)<br>29 - 1998-99 (13-25-3)<br>32 - 2002-03 (9-18-8-6) | <b>FEWEST GAMES TO 30 WINS</b><br>44 - 1/12/07<br>48 - 1/23/06<br>54 - 1/30/10<br><b>FEWEST GAMES TO 40 WINS</b><br>61 - 2/19/07<br>67 - 3/18/06<br>71 - 3/18/10<br><b>FEWEST GAMES TO 50 WINS</b><br>81 - 4/5/07 |
| <b>REGULATION LOSSES</b><br><b>MOST REGULATION LOSSES</b><br>47 - 1998-99<br>41 - 2001-02<br>40 - 1999-00<br><b>At Home:</b><br>22 - 1998-99<br>21 - 1999-00<br>18 - 2000-01<br><b>On Road:</b><br>25 - 2001-02<br>- 1998-99<br>19 - 2003-04<br>- 1999-00   |  |  |   |
| <b>FEWEST REGULATION LOSSES</b><br>23 - 2006-07<br>25 - 2005-06<br>27 - 2010-11<br><b>At Home:</b><br>8 - 2006-07<br>2005-06<br>9 - 2010-11<br>10 - 2003-04<br><b>On Road:</b><br>15 - 2009-10<br>- 2006-07<br>17 - 2005-06   |  |  |   |
| <b>TIES</b><br><b>MOST TIES</b><br>13 - 2002-03<br>- 2001-02<br>11 - 2003-04<br><b>At Home:</b><br>8 - 2001-02<br>7 - 2003-04<br>- 2000-01<br><b>On Road:</b><br>8 - 2002-03<br>5 - 2001-02<br><b>FEWEST TIES</b><br>7 - 1999-00<br>- 1998-99<br><b>At Home:</b><br>3 - 1999-00<br>4 - 1998-99<br><b>On Road:</b><br>2 - 2000-01<br>3 - 1998-99   |  |  |   |
| <b>FEWEST GAMES TO 10 WINS</b><br>15 - 11/11/06<br>- 11/10/05<br>18 - 11/15/07<br><b>FEWEST GAMES TO 20 WINS</b><br>30 - 12/17/05<br>31 - 12/14/06<br>34 - 12/15/09   |  |  |   |

# TEAM HISTORY & RECORDS

## TEAM RECORDS - SEASON

### OVERTIME LOSSES

#### MOST OVERTIME LOSSES

11 - 2010-11  
9 - 2007-08  
8 - three times, last 2008-09

#### At Home:

8 - 2010-11  
5 - 2006-07  
4 - 2008-09  
- 2007-08

#### On Road:

7 - 2005-06  
6 - 2002-03  
5 - 2007-08  
- 1999-00

### FEWEST OVERTIME LOSSES

0 - 2001-02  
2 - 1998-99  
3 - 2000-01

#### At Home:

0 - 2001-02  
- 2000-01  
1 - three times, last 2005-06

#### On Road:

0 - 2001-02  
1 - 1998-99  
2 - 2003-04

### GOALS

#### MOST GOALS SCORED

272 - 2006-07  
259 - 2005-06  
230 - 2007-08

#### At Home:

153 - 2006-07  
142 - 2005-06  
120 - 2007-08

#### On Road:

119 - 2006-07  
117 - 2009-10  
- 2005-06  
110 - 2007-08

### FEWEST GOALS SCORED

183 - 2002-03  
186 - 2000-01  
190 - 1998-99

#### At Home:

92 - 2000-01  
98 - 2002-03  
101 - 2001-02

#### On Road:

85 - 2002-03  
86 - 1998-99  
94 - 2000-01

### MOST GOALS AGAINST

261 - 1998-99  
240 - 1999-00  
233 - 2008-09

#### At Home:

126 - 1998-99  
116 - 1999-00  
113 - 2007-08

#### On Road:

135 - 2001-02  
- 1998-99  
133 - 2005-06

### FEWEST GOALS AGAINST

194 - 2010-11  
200 - 2000-01  
206 - 2002-03

#### At Home:

90 - 2002-03  
91 - 2010-11  
93 - 2003-04

#### On Road:

98 - 2000-01  
103 - 2010-11  
107 - 2006-07

### MOST 30-GOAL SCORERS

2 - 2005-06

(Kariya, Sullivan)

1 - 2009-10 (Hornqvist)

- 2008-09 (Arnott)

### MOST 20-GOAL SCORERS

6 - 2006-07 (Arnott, Legwand, Kariya, Hartnell, Sullivan, Dumont)  
5 - 2005-06 (Kariya, Sullivan, Hartnell, Perreault, Erat)  
4 - 2007-08 (Dumont, Arnott, Radulov, Erat)

### SPECIAL TEAMS

#### MOST POWER PLAY GOALS

94 - 2005-06  
72 - 2003-04  
71 - 2006-07

#### At Home:

50 - 2005-06  
44 - 2006-07  
41 - 2003-04

#### On Road:

44 - 2005-06  
32 - 2002-03  
31 - 2003-04

### FEWEST GOALS AGAINST

40 - 1998-99  
41 - 2010-11  
- 1999-00  
47 - 2009-10

#### At Home:

20 - 1999-00  
24 - 2010-11  
- 1998-99

#### On Road:

26 - 2009-10  
- 2001-02

#### On Road:

16 - 1998-99  
17 - 2010-11  
19 - 2000-01

### MOST POWER PLAY CHANCES

512 - 2005-06 (94 PPGs, 18.4%)  
426 - 2003-04 (72 PPGs, 16.9%)  
418 - 2002-03 (58 PPGs, 13.9%)

#### At Home:

260 - 2005-06 (50 PPGs, 19.2%)  
234 - 2003-04 (41 PPGs, 17.5%)  
219 - 2006-07 (44 PPGs, 20.1%)

#### On Road:

252 - 2005-06 (44 PPGs, 17.5%)  
214 - 2002-03 (32 PPGs, 15.0%)  
192 - 2003-04 (31 PPGs, 16.1%)

### FEWEST POWER PLAY CHANCES

269 - 2010-11 (41 PPGs, 15.2%)  
286 - 2009-10 (47 PPGs, 16.4%)  
304 - 1999-00 (41 PPGs, 13.5%)

#### At Home:

141 - 2009-10 (26 PPGs, 18.4%)  
147 - 2010-11 (24 PPGs, 16.3%)  
164 - 1999-00 (20 PPGs, 12.2%)

#### On Road:

122 - 2010-11 (17 PPGs, 13.9%)  
140 - 1999-00 (21 PPGs, 15.0%)  
141 - 1998-99 (16 PPGs, 11.3%)

### MOST POWER PLAY GOALS AGAINST

82 - 2005-06  
75 - 1998-99  
64 - 2003-04

#### At Home:

34 - 2005-06  
31 - 1998-99  
28 - 2006-07

#### On Road:

48 - 2005-06  
44 - 1998-99  
42 - 2008-09

### FEWEST POWER PLAY GOALS AGAINST

41 - 2010-11  
46 - 1999-00  
49 - 2007-08  
- 2000-01

#### At Home:

17 - 2010-11  
- 2008-09  
18 - 2001-02  
20 - 1999-00

#### On Road:

22 - 2007-08  
24 - 2010-11  
26 - 1999-00

### MOST CONSECUTIVE GAMES WITH A POWER PLAY GOAL

11 - 11/10-12/7/05  
9 - 12/10-12/28/05  
- 10/11-11/3/99

#### At Home:

11 - 11/16-12/26/06  
9 - 2/13-3/23/04  
8 - 1/15-3/2/06  
- 11/10-12/3/05

#### On Road:

9 - 11/19-12/28/05  
6 - 10/18-11/4/06  
- 11/2-11/12/02  
- 10/11-11/3/99

### MOST CONSECUTIVE GAMES WITHOUT A POWER PLAY GOAL

9 - 3/20-4/3/10  
7 - 10/8-10/21/09  
- 3/25-4/6/03  
6 - 1/30-2/8/09  
- 11/8-11/20/01

#### At Home:

7 - 3/20-4/10/10  
5 - 1/13-1/31/08  
- 2/12-3/15/02  
- 3/28-4/17/99

#### On Road:

9 - 10/31-12/2/01  
8 - 11/7-12/17/98  
5 - six times, last 3/15-4/4/08

#### On Road:

9 - 10/31-12/2/01  
8 - 11/7-12/17/98  
5 - six times, last 3/15-4/4/08

### MOST CONSECUTIVE UNSUCCESSFUL POWER PLAY ATTEMPTS

39 - 3/23-4/6/03  
29 - 3/18-4/7/10  
- 10/3-10/22/09  
28 - 12/11-12/23/03

#### At Home:

29 - 2/8-3/17/02  
26 - 12/14-12/30/02  
23 - 12/11/03-1/1/04

#### On Road:

34 - 10/31-12/12/01  
29 - 11/7-12/17/98  
26 - 3/23-4/6/03

#### On Road:

34 - 10/31-12/12/01  
29 - 11/7-12/17/98  
26 - 3/23-4/6/03

### MOST CONSECUTIVE GAMES WITH A POWER PLAY GOAL AGAINST

9 - 10/26-11/14/02  
8 - four times, last 12/14-12/29/09

#### At Home:

12 - 2/12-3/24/09  
9 - 12/13/08-1/17/09  
7 - 11/13-12/13/10  
- 2/11-2/27/03

#### On Road:

7 - 12/7/00-1/4/01  
5 - four times, last 11/18-12/1/10

#### On Road:

7 - 12/7/00-1/4/01  
5 - four times, last 11/18-12/1/10

### MOST CONSECUTIVE GAMES WITHOUT ALLOWING A POWER PLAY GOAL

9 - 11/18-12/4/10  
7 - 2/19-3/5/09  
- 3/22-4/5/08  
- 11/24-12/10/03

#### At Home:

12 - 2/12-3/24/09  
9 - 12/13/08-1/17/09  
7 - 2/11-2/27/03

#### On Road:

7 - 12/7/00-1/4/01  
5 - 3/15-4/4/08  
- 11/29/07-12/18/07  
- 11/24-12/16/03

# TEAM HISTORY & RECORDS

## TEAM RECORDS - SEASON

### MOST CONSECUTIVE SUCCESSFUL PENALTY KILLS

37 - 11/16-12/6/10  
34 - 4/1-4/13/06  
29 - 1/28-2/6/06

#### At Home:

34 - 2/12-3/24/09  
33 - 2/11-3/1/03  
30 - 12/13/08-1/19/09  
- 2/12-3/10/09

#### On Road:

28 - 12/7/00-1/8/01  
24 - 11/19-12/19/07  
23 - 11/16-12/6/10

### MOST SHORTHANDED GOALS

14 - 2003-04  
12 - 2005-06  
9 - 2008-09  
- 1999-00

#### At Home:

10 - 2003-04  
6 - 2005-06  
- 1999-00

#### On Road:

6 - 2006-07  
- 2005-06  
4 - 2008-09  
- 2007-08  
- 2003-04

#### On Road:

6 - 2006-07  
- 2005-06  
4 - 2008-09  
- 2007-08  
- 2003-04

### FEWEST SHORTHANDED GOALS

2 - 2002-03  
5 - 2010-11  
- 2009-10  
6 - 2001-02

#### At Home:

0 - 2002-03  
2 - 2006-07  
3 - three times, last 2010-11

#### On Road:

1 - 2001-02  
2 - four times, last 2010-11

### MOST TIMES SHORTHANDED

533 - 2005-06 (82 PPGA, 84.6%)  
387 - 2006-07 (55 PPGA, 85.8%)  
357 - 1998-99 (75 PPGA, 79.0%)

#### At Home:

265 - 2005-06 (34 PPGA, 87.2%)  
196 - 2006-07 (28 PPGA, 85.7%)  
176 - 2003-04 (24 PPGA, 86.3%)  
- 2001-02 (18 PPGA, 89.8%)

#### On Road:

268 - 2005-06 (48 PPGA, 82.1%)  
191 - 2006-07 (27 PPGA, 85.9%)  
190 - 2002-03 (39 PPGA, 79.5%)

### FEWEST TIMES SHORTHANDED

258 - 2009-10 (59 PPGA, 77.1%)  
272 - 2010-11 (41 PPGA, 84.9%)  
309 - 1999-00 (46 PPGA, 85.1%)

#### At Home:

113 - 2009-10 (22 PPGA, 80.5%)  
139 - 2010-11 (17 PPGA, 87.8%)  
150 - 2008-09 (17 PPGA, 88.7%)

#### On Road:

133 - 2010-11 (24 PPGA, 82.0%)  
145 - 2009-10 (37 PPGA, 74.5%)  
157 - 1999-00 (26 PPGA, 83.4%)

### MOST SHORTHANDED GOALS AGAINST

13 - 2005-06  
11 - 1999-00  
10 - 2007-08  
- 1998-99

#### At Home:

6 - 2007-08  
- 1999-00  
5 - 2005-06  
4 - four times, last 2009-10

#### On Road:

8 - 2005-06  
6 - 1998-99  
5 - four times, last 2008-09

### FEWEST SHORTHANDED GOALS AGAINST

2 - 2010-11  
- 2006-07  
4 - 2000-01

#### At Home:

1 - 2010-11  
2 - 2006-07  
3 - three times, last 2008-09

#### On Road:

0 - 2006-07  
- 2000-01  
1 - 2010-11

#### On Road:

0 - 2006-07  
- 2000-01  
1 - 2010-11

### MOST CONSECUTIVE GAMES WITH A SHORTHANDED GOAL

3 - 12/15-12/23/01  
2 - 12 times, last 3/24-3/26/11

#### At Home:

3 - 12/15-12/23/01  
2 - seven times, last 3/24-3/26/11

#### On Road:

2 - 1/24-1/26/06

### MOST CONSECUTIVE GAMES WITH A SHORTHANDED GOAL AGAINST

2 - eight times, last 12/19-12/22/07

#### At Home:

2 - four times, last 12/6-12/8/07

#### On Road:

2 - 2/28-3/2/02  
- 10/31-11/3/99

### PENALTY MINUTES

#### MOST PENALTY MINUTES

1533 - 2005-06  
1420 - 1998-99  
1360 - 2003-04

#### At Home:

819 - 2005-06  
766 - 2003-04  
696 - 1998-99

#### On Road:

724 - 1998-99  
714 - 2005-06  
594 - 2003-04

### FEWEST PENALTY MINUTES AGAINST

698 - 2009-10  
720 - 2010-11  
944 - 2000-01

#### At Home:

337 - 2009-10  
411 - 2010-11  
470 - 2007-08



# TEAM HISTORY & RECORDS

## TEAM RECORDS - GAME

### GOALS

#### MOST GOALS SCORED

- 9 - 3/18/06 in 9-4 win vs. Calgary
- 3/4/04 in 9-4 win at Pittsburgh
- 8 - 2/28/09 in 8-0 win vs. Detroit
- 1/5/07 in 8-3 win at Chicago
- 2/21/04 in 8-2 win at Phoenix
- At Home:**
- 9 - 3/18/06 in 9-4 win vs. Calgary
- 8 - 2/28/09 in 8-0 win vs. Detroit
- 7 - five times, last 12/15/09 in 7-4 win vs. Tampa Bay

#### On Road:

- 9 - 3/4/04 in 9-4 win at Pittsburgh
- 8 - 1/5/07 in 8-3 win at Chicago
- 2/21/04 in 8-2 win at Phoenix

#### MOST GOALS ALLOWED

- 8 - six times, last 3/11/10 in 8-5 loss at San Jose
- At Home:**
- 8 - 10/5/06 in 8-6 loss vs. Chicago
- 7 - six times, last 1/17/09 in 7-2 loss vs. Atlanta

#### On Road:

- 8 - 3/11/10 in 8-5 loss at San Jose
- 4/10/09 in 8-4 loss at Minnesota
- 2/27/08 in 8-4 loss at Buffalo
- 1/18/99 in 8-1 loss at Boston
- 1/11/99 in 8-0 loss at Philadelphia

#### MOST GOALS SCORED BY BOTH TEAMS

- 14 - 10/5/06 in 8-6 loss vs. Chicago
- 13 - five times, last 3/11/10 in 8-5 loss at San Jose

#### At Home:

- 14 - 10/5/06 in 8-6 loss vs. Chicago
- 13 - 11/16/06 in 7-6 loss vs. Minnesota
- 3/18/06 in 9-4 win vs. Calgary

#### On Road:

- 13 - 3/11/10 in 8-5 loss at San Jose
- 11/6/08 in 7-6 loss at Calgary
- 3/4/04 in 9-4 win at Pittsburgh

- 12 - 4/10/09 in 8-4 loss at Minnesota
- 2/27/08 in 8-4 loss at Buffalo

#### LARGEST MARGIN OF VICTORY

- 8 - 2/28/09 in 8-0 win vs. Detroit
- 7 - twice, last 1/8/08 in 7-0 win at Los Angeles

### At Home:

- 8 - 2/28/09 in 8-0 win vs. Detroit
- 7 - 12/23/06 in 7-0 win vs. Los Angeles
- 6 - Five times, last 12/14/06 in 6-0 win vs. Ottawa

### On Road:

- 7 - 1/8/08 in 7-0 win at Los Angeles
- 6 - 2/21/04 in 8-2 win at Phoenix
- 5 - 1/5/07 in 8-3 win at Chicago
- 12/21/05 in 6-1 win at Chicago
- 3/4/04 in 9-4 win at Pittsburgh

### LARGEST MARGIN OF DEFEAT

- 8 - 1/11/99 in 8-0 loss at Philadelphia
- 7 - 10/30/02 in 7-0 loss at St. Louis
- 1/18/99 in 8-1 loss at Boston

### At Home:

- 5 - seven times, last 12/18/10 in 6-1 loss vs. Los Angeles
- 10/12/09 in 6-1 loss

### On Road:

- 8 - 1/11/99 in 8-0 loss at Philadelphia
- 7 - 10/30/02 in 7-0 loss at St. Louis
- 1/18/99 in 8-1 loss at Boston

### SPECIAL TEAMS

#### MOST POWER PLAY GOALS

- 6 - 3/4/04 in 9-4 win at Pittsburgh
- 5 - 2/18/04 in 7-3 win vs. San Jose
- 4 - 11/10/05 in 5-3 win vs. Dallas
- 12/20/01 in 6-2 win vs. Vancouver

### At Home:

- 5 - 2/18/04 in 7-3 win vs. San Jose
- 4 - 11/10/05 in 5-3 win vs. Dallas
- 12/20/01 in 6-2 win vs. Vancouver

### On Road:

- 6 - 3/4/04 in 9-4 win at Pittsburgh
- 3 - 13 times, last 1/28/09 in 5-3 win at Vancouver

### MOST POWER PLAY CHANCES

- 12 - 10/26/05 in 3-2 loss at Columbus
- 11 - 2/8/07 in 4-2 win vs. Toronto
- 2/17/06 in 2-1 win at St. Louis
- 12/20/01 in 6-2 win vs. Vancouver

### At Home:

- 11 - 2/8/07 in 4-2 win vs. Toronto
- 12/20/01 in 6-2 win vs. Vancouver
- 10 - seven times, last 12/8/07 in 4-2 win vs. Anaheim

### On Road:

- 12 - 10/26/05 in 3-2 loss at Columbus
- 11 - 12/17/06 in 2-1 win at St. Louis
- 10 - four times, last 1/3/06 in 3-0 loss at Colorado

### MOST POWER PLAY GOALS AGAINST

- 5 - 2/18/09 in 6-2 loss at Detroit
- 11/29/08 in 6-2 loss vs. Minnesota
- 10/7/06 in 6-5 loss at Minnesota
- 4 - six times, last 11/11/10 in 5-4 loss at Toronto

### At Home:

- 5 - 11/29/08 in 6-2 loss vs. Minnesota
- 4 - 3/18/06 in 9-4 win vs. Calgary

### On Road:

- 5 - 2/18/09 in 6-2 loss at Detroit
- 10/7/06 in 6-5 loss at Minnesota
- 4 - five times, last 11/11/10 in 5-4 loss at Toronto

### MOST SHORTHANDED GOALS

- 2 - four times, last 11/6/08 in 7-6 loss at Calgary

### At Home:

- 2 - 11/18/99 in 6-1 win vs. Montreal

### On Road:

- 2 - 11/6/08 in 7-6 loss at Calgary
- 1/19/08 in 5-2 win at St. Louis
- 3/14/00 in 3-2 loss at Detroit

### MOST SHORTHANDED SITUATIONS

- 13 - 10/25/05 in 5-3 win vs. Chicago
- 12 - 11/26/05 in 3-1 loss vs. Dallas
- 11 - four times, last 11/29/08 in 6-2 loss vs. Minnesota

### At Home:

- 13 - 10/25/05 in 5-3 win vs. Chicago
- 12 - 11/26/05 in 3-1 loss vs. Dallas
- 11 - 11/29/08 in 6-2 loss vs. Minnesota
- 3/2/06 in 3-1 win vs. Vancouver

### On Road:

- 11 - 3/5/06 in 3-2 loss at Edmonton
- 2/6/06 in 4-2 loss at Dallas
- 10 - eight times, last 3/25/06 in 6-4 loss at Los Angeles

### MOST SHORTHANDED GOALS AGAINST

- 2 - 3/2/02 in 5-2 loss at Calgary
- 3/2/00 in 4-3 loss at San Jose

### At Home:

- 1 - 42 times, last 1/30/10 in 4-3 win vs. Atlanta

### On Road:

- 2 - 3/2/02 in 5-2 loss at Calgary
- 3/2/00 in 4-3 loss at San Jose

### PENALTY MINUTES

#### MOST PENALTY MINUTES

- 95 - 10/25/05 in 5-3 win vs. Chicago
- 85 - 10/30/03 in 5-3 win vs. Detroit
- 54 - 3/6/08 in 6-2 loss at Vancouver
- 3/11/06 in 3-2 loss at San Jose

### At Home:

- 95 - 10/25/05 in 5-3 win vs. Chicago
- 85 - 10/30/03 in 5-3 win vs. Detroit
- 46 - 11/29/08 in 6-2 loss vs. Minnesota

### On Road:

- 54 - 3/6/08 in 6-2 loss at Vancouver
- 3/11/06 in 3-2 loss at San Jose
- 47 - 3/20/04 in 3-1 win at Calgary
- 42 - 1/22/04 in 4-0 loss at Calgary

### MOST PENALTY MINUTES, OPPONENT

- 125 - 10/30/03 in 5-3 win vs. Detroit
- 107 - 3/20/04 in 3-1 win at Calgary
- 64 - 2/3/07 in 3-0 win vs. Anaheim

### At Home:

- 125 - 10/30/03 in 5-3 win vs. Detroit
- 64 - 2/3/07 in 3-0 win vs. Anaheim
- 54 - 12/23/06 in 7-0 win vs. Los Angeles

### On Road:

- 107 - 3/20/04 in 3-1 win at Calgary
- 62 - 3/11/06 in 3-2 loss at San Jose
- 56 - 3/6/08 in 6-2 loss at Vancouver

# TEAM HISTORY & RECORDS

## TEAM RECORDS - GAME

### MOST PENALTY MINUTES BY BOTH TEAMS

- 210 - 10/30/03 in 5-3 win vs. Detroit (DET 125, NSH 85)
- 154 - 3/20/04 in 3-1 win at Calgary (CGY 107, NSH 47)
- 146 - 10/25/05 in 5-3 win vs. Chicago (NSH 95, CHI 51)

### At Home:

- 210 - 10/30/03 in 5-3 win vs. Detroit (DET 125, NSH 85)
- 146 - 10/25/05 in 5-3 win vs. Chicago (NSH 95, CHI 51)
- 110 - 2/3/07 in 3-0 win vs. Anaheim (ANA 64, NSH 44)

### On Road:

- 154 - 3/20/04 in 3-1 win at Calgary (CGY 107, NSH 47)
- 116 - 3/11/06 in 3-2 loss at San Jose (S.J. 62, NSH 54)
- 110 - 3/6/08 in 6-2 loss at Vancouver (VAN 56, NSH 54)

### SHOTS

#### MOST SHOTS

- 55 - 11/14/09 in 2-0 win vs. Montreal
- 52 - 10/14/99 in 5-1 loss vs. San Jose
- 51 - 2/21/08 in 3-2 SO loss vs. Vancouver
- 1/13/00 in 4-3 loss vs. Vancouver

### At Home:

- 55 - 11/14/09 in 2-0 win vs. Montreal
- 52 - 10/14/99 in 5-1 loss vs. San Jose
- 51 - 2/21/08 in 3-2 SO loss vs. Vancouver
- 1/13/00 in 4-3 loss vs. Vancouver

### On Road:

- 48 - 1/29/10 in 4-2 loss at Detroit
- 45 - 3/11/10 in 8-5 loss at San Jose
- 44 - 12/1/07 in 5-4 win at Montreal

### MOST SHOTS AGAINST

- 57 - 11/11/08 in 4-3 OT win at San Jose
- 10/21/98 in 5-2 loss at Detroit
- 53 - 12/23/98 in 5-3 win vs. Detroit
- 51 - 2/10/09 in 5-3 loss vs. Detroit

### At Home:

- 53 - 12/23/98 in 5-3 win vs. Detroit
- 51 - 2/10/09 in 5-3 loss vs. Detroit
- 50 - 2/9/99 in 5-2 loss vs. Detroit

### On Road:

- 57 - 11/11/08 in 4-3 OT win at San Jose
- 10/21/98 in 5-2 loss at Detroit
- 48 - 3/23/06 in 6-4 loss at Los Angeles
- 11/26/99 in 1-0 loss at Washington

### MOST SHOTS BY BOTH TEAMS

- 90 - 11/16/06 in 7-6 loss vs. Minnesota (NSH 45, MIN 45)
- 87 - 12/23/98 in 5-3 win vs. Detroit (DET 53, NSH 34)
- 86 - 11/11/08 in 4-3 OT win at San Jose (S.J. 57, NSH 29)
- 10/21/06 in 4-3 loss vs. Vancouver (VAN 46, NSH 40)

### At Home:

- 90 - 11/16/06 in 7-6 loss vs. Minnesota (NSH 45, MIN 45)
- 87 - 12/23/98 in 5-3 win vs. Detroit (DET 53, NSH 34)
- 86 - 10/21/06 in 4-3 loss vs. Vancouver (VAN 46, NSH 40)

### On Road:

- 86 - 11/11/08 in 4-3 OT win at San Jose (S.J. 57, NSH 29)
- 78 - 11/23/05 in 4-2 win at Columbus (NSH 41, CBJ 37)
- 77 - 1/29/10 in 4-2 loss at Detroit (NSH 48, DET 29)
- 3/21/06 in 3-2 win at Detroit (DET 41, NSH 36)

### FEWEST SHOTS

- 9 - 1/27/01 in 5-1 loss vs. Colorado
- 10 - 11/22/99 in 3-2 loss at St. Louis
- 13 - 10/15/09 in 3-1 loss vs. Chicago
- 2/9/08 in 4-3 loss at San Jose
- 10/15/02 in 4-3 loss at NY Islanders

### At Home:

- 9 - 1/27/01 in 5-1 loss vs. Colorado
- 13 - 10/15/09 in 3-1 loss vs. Chicago

### On Road:

- 10 - 11/22/99 in 3-2 loss at St. Louis
- 13 - 2/9/08 in 4-3 loss at San Jose
- 10/15/02 in 4-3 loss at NY Islanders
- 14 - five times, last 3/4/07 in 3-2 loss at Anaheim

### FEWEST SHOTS AGAINST

- 12 - 3/4/03 in 2-1 loss at St. Louis
- 13 - 11/8/01 in 3-1 loss at Montreal
- 14 - 3/23/10 in 3-1 loss vs. Dallas

### At Home:

- 14 - 3/23/10 in 3-1 loss vs. Dallas
- 15 - 1/29/02 in 2-1 loss vs. New Jersey
- 16 - 1/17/08 in 2-1 loss vs. Anaheim
- 2/18/01 in 3-2 win vs. Tampa Bay

### On Road:

- 12 - 3/4/03 in 2-1 loss at St. Louis
- 13 - 11/8/01 in 3-1 loss at Montreal
- 15 - 12/4/07 in 3-1 loss at Toronto

### FEWEST SHOTS BY BOTH TEAMS

- 31 - 3/4/03 in 2-1 loss at St. Louis (NSH 19, STL 12)
- 35 - 1/21/10 in 4-2 loss at Dallas (DAL 21, NSH 14)
- 36 - 12/17/10 in 3-1 win at New Jersey (NSH 20, N.J. 16)
- 10/5/01 in 4-1 loss at Dallas (NSH 19, DAL 17)

### At Home:

- 37 - 1/26/02 in 3-1 loss vs. Anaheim (NSH 19, ANA 18)
- 38 - 12/20/03 in 1-0 win vs. Detroit (DET 21, NSH 17)
- 41 - 1/21/02 in 1-0 loss vs. Phoenix (PHX 22, NSH 19)

### On Road:

- 31 - 3/4/03 in 2-1 loss at St. Louis (NSH 19, STL 12)
- 35 - 12/28/98 in 1-0 loss at Dallas (DAL 21, NSH 14)
- 36 - 12/17/10 in 3-1 win at New Jersey (NSH 20, N.J. 16)
- 10/5/01 in 4-1 loss at Dallas (NSH 19, DAL 17)

### LARGEST SHOT ADVANTAGE

- 35 - 11/14/09 in 2-0 win vs. Montreal (NSH 55, MTL 20)
- 30 - 11/25/08 in 1-0 SO loss vs. St. Louis (NSH 47, STL 17)
- 29 - 10/14/99 in 5-1 loss vs. San Jose (NSH 52, S.J. 23)

### At Home:

- 35 - 11/14/09 in 2-0 win vs. Montreal (NSH 55, MTL 20)
- 30 - 11/25/08 in 1-0 SO loss vs. St. Louis (NSH 47, STL 17)
- 29 - 10/14/99 in 5-1 loss vs. San Jose (NSH 52, S.J. 23)

### On Road:

- 24 - 11/13/99 in 6-2 loss at Pittsburgh (NSH 40, PIT 16)
- 20 - 1/21/10 in 4-2 loss at Phoenix (NSH 43, PHX 23)
- 12/4/07 in 3-1 loss at Toronto (NSH 35, TOR 15)
- 19 - three times, last 3/11/10 in 8-5 loss at San Jose (NSH 45, S.J. 26)

### LARGEST SHOT DEFICIT

- 42 - 10/21/98 in 5-2 loss at Detroit (DET 57, NSH 15)
- 30 - 2/10/09 in 5-1 loss vs. Detroit (DET 51, NSH 21)
- 29 - three times, last 3/25/06 in 6-4 loss at Los Angeles (LA 48, NSH 19)

### At Home:

- 30 - 2/10/09 in 5-3 loss vs. Detroit (DET 51, NSH 21)
- 29 - 2/9/99 in 5-2 loss vs. Detroit (DET 50, NSH 21)
- 27 - 1/27/01 in 5-1 loss vs. Colorado (COL 36, NSH 9)

### On Road:

- 42 - 10/21/98 in 5-2 loss at Detroit (DET 57, NSH 15)
- 29 - 3/25/06 in 6-4 loss at Los Angeles (LA 48, NSH 19)
- 11/26/99 in 1-0 loss at Washington (WSH 48, NSH 19)

# TEAM HISTORY & RECORDS

## TEAM RECORDS - PERIOD

### GOALS

#### MOST GOALS

- 6 - 12/17/05 in 2nd per. of 7-3 win vs. Columbus
- 5 - five times, last 12/15/09 in 2nd per. of 7-4 win vs. Tampa Bay

#### Home:

- 6 - 12/17/05 in 2nd per. of 7-3 win vs. Columbus
- 5 - four times, last 12/15/09 in 2nd per. of 7-4 win vs. Tampa Bay

#### On Road:

- 5 - 1/5/07 in 2nd per. of 8-3 win at Chicago
- 4 - 13 times, last 12/1/07 in 3rd per. of 5-4 win at Montreal

#### MOST GOALS AGAINST

- 6 - 3/11/10 in 3rd per. of 8-5 loss at San Jose
- 5 - 10/22/09 in 3rd per. of 6-5 OT win at Ottawa

#### At Home:

- 4 - 12 times, last 10/14/09 in 1st per. of 6-1 loss vs. Edmonton

#### On Road:

- 6 - 3/11/10 in 3rd per. of 8-5 loss at San Jose
- 5 - 10/22/09 in 3rd per. of 6-5 OT win at Ottawa

#### MOST GOALS BY BOTH TEAMS

- 7 - five times, last 3/11/10 in 3rd per. of 8-5 loss at San Jose (S.J. 6, NSH 1)

#### At Home:

- 7 - 3/18/06 in 2nd per. of 9-4 win vs. Calgary (NSH 5, CGY 2)
- 12/17/05 in 2nd per. of 7-3 win vs. Columbus (NSH 6, CBJ 1)
- 6 - three times, last 10/13/07 in 2nd per. of 7-4 loss vs. Calgary (NSH 3, CGY 3)

#### On Road:

- 7 - 3/11/10 in 3rd per. of 8-5 loss at San Jose (S.J. 6, NSH 1)
- 10/22/09 in 3rd per. of 6-5 OT win at Ottawa (OTT 5, NSH 2)
- 2/27/08 in 2nd per. of 8-4 loss at Buffalo (BUF 4, NSH 3)
- 6 - 13 times, last 12/27/09 in 3rd per. of 5-4 loss at Chicago (CHI 4, NSH 2)

### FASTEST GOALS

#### FASTEST GOAL FROM START OF GAME

- 0:11 - David Legwand, 4/5/07 in 4-1 win vs. St. Louis
- 0:12 - Shea Weber, 4/7/10 in 5-2 loss at Phoenix
- 0:22 - Sergei Krivokrasov, 1/1/00 in 3-2 win vs. San Jose

#### At Home:

- 0:11 - David Legwand, 4/5/07 in 4-1 win vs. St. Louis
- 0:22 - Sergei Krivokrasov, 1/1/00 in 3-2 win vs. San Jose
- 0:26 - Alexander Radulov, 1/31/08 in 4-2 win vs. Columbus
- Cliff Ronning, 2/21/00 in 5-2 win vs. Dallas

#### On Road:

- 0:12 - Shea Weber, 4/7/10 in 5-2 loss at Phoenix
- 0:25 - Randy Robitaille, 11/10/99 in 4-2 win at Chicago
- 0:38 - Darcy Hordichuk, 12/28/05 in 4-3 loss at Vancouver

#### FASTEST GOAL AGAINST FROM START OF GAME

- 0:09 - Andy McDonald, 11/24/10 in 2-1 SO loss vs. St. Louis
- 0:14 - Tomas Holmstrom, 11/8/03 in 4-3 win at Detroit
- 0:15 - Justin Williams, 12/18/10 in 6-1 loss vs. Los Angeles

#### At Home:

- 0:09 - Andy McDonald, 11/24/10 in 2-1 SO loss vs. St. Louis
- 0:15 - Justin Williams, 12/18/10 in 6-1 loss vs. Los Angeles

#### On Road:

- 0:14 - Tomas Holmstrom, 11/8/03 in 4-3 win at Detroit
- 0:22 - Jason Allison, 12/21/99 in 3-1 win at Boston

#### FASTEST GOAL FROM START OF SECOND PERIOD

- 0:07 - Vitali Yachmenev, 10/31/00 in 4-2 loss vs. St. Louis
- 0:07 - Alexander Radulov, 1/24/08 in 4-3 OT loss at Phoenix
- 0:11 - J-P Dumont, 11/18/06 in 4-2 win vs. Columbus

#### At Home:

- 0:07 - Vitali Yachmenev, 10/31/00 in 4-2 loss vs. St. Louis
- 0:11 - J-P Dumont, 11/18/06 in 4-2 win vs. Columbus
- 0:14 - Greg Johnson, 1/1/99 in 6-5 loss vs. St. Louis

#### On Road:

- 0:07 - Alexander Radulov, 1/24/08 in 4-3 OT loss at Phoenix
- 0:20 - Cliff Ronning, 1/28/99 in 4-2 win at Buffalo
- 0:21 - Karlis Skratins, 10/15/02 in 4-3 loss at NY Islanders

#### FASTEST GOAL AGAINST FROM START OF SECOND PERIOD

- 0:09 - Jason Arnott, 2/3/00 in 4-1 loss at New Jersey
- 0:12 - Jonathan Toews, 4/7/09 in 4-2 loss vs. Chicago
- 0:16 - Steve Heinze, 1/18/99 in 8-1 loss at Boston

#### At Home:

- 0:12 - Jonathan Toews, 4/7/09 in 4-2 loss vs. Chicago
- 0:18 - Paul Kariya, 4/7/00 in 5-1 loss vs. Anaheim
- 0:28 - Brian Rolston, 4/13/06 in 4-2 win vs. Minnesota

#### On Road:

- 0:09 - Jason Arnott, 2/3/00 in 4-1 loss at New Jersey
- 0:16 - Steve Heinze, 1/18/99 in 8-1 loss at Boston
- 0:17 - Andy McDonald, 11/1/05 in 4-1 loss at Anaheim

#### FASTEST GOAL FROM START OF THIRD PERIOD

- 0:07 - Jason Arnott, 1/30/10 in 4-3 win vs. Atlanta
- 0:13 - Adam Hall, 3/13/04 in 4-4 tie vs. Calgary
- 0:14 - Andreas Johansson, 11/21/02 in 1-1 tie at Colorado
- Andy Delmore, 12/6/01 in 4-2 win vs. Ottawa

#### At Home:

- 0:07 - Jason Arnott, 1/30/10 in 4-3 win vs. Atlanta
- 0:13 - Adam Hall, 3/13/04 in 4-4 tie vs. Calgary
- 0:14 - Andy Delmore, 12/6/01 in 4-2 win vs. Ottawa

#### On Road:

- 0:14 - Andreas Johansson, 11/21/02 in 1-1 tie at Colorado
- 0:19 - David Legwand, 1/27/03 in 5-1 win at Buffalo
- 0:21 - Mike Watt, 11/26/00 in 7-4 win at Carolina

### FASTEST GOAL AGAINST FROM START OF THIRD PERIOD

- 0:15 - Joe Murphy, 12/17/98 in 3-1 loss at San Jose
- 0:24 - Alexander Edler, 12/9/08 in 3-1 loss vs. Vancouver
- Joe Murphy, 12/10/98 in 2-1 win vs. San Jose
- 0:25 - Brad Isbister, 11/7/00 in 2-1 loss at NY Islanders

#### At Home:

- 0:24 - Alexander Edler, 12/9/08 in 3-1 loss vs. Vancouver
- Joe Murphy, 12/10/98 in 2-1 win vs. San Jose
- 0:26 - Joe Nieuwendyk, 3/21/02 in 4-3 loss vs. New Jersey
- 0:31 - Jarome Iginla, 3/13/04 in 4-4 tie vs. Calgary

#### On Road:

- 0:15 - Joe Murphy, 12/17/98 in 3-1 loss at San Jose
- 0:25 - Brad Isbister, 11/7/00 in 2-1 loss at NY Islanders
- 0:28 - Yanic Perreault, 12/4/06 in 3-2 loss at Phoenix
- Todd Bertuzzi, 1/14/03 in 4-3 loss at Vancouver

#### FASTEST GOAL FROM START OF OVERTIME

- 0:06 - David Legwand, 3/9/06 in 3-2 win at Vancouver
- 0:16 - Ryan Suter, 4/3/10 in 4-3 win at Detroit
- 0:19 - Martin Erat, 11/15/07 in 5-4 win vs. Chicago

#### At Home:

- 0:19 - Martin Erat, 11/15/07 in 5-4 win vs. Chicago
- 0:36 - David Legwand, 3/29/01 in 4-3 win vs. Phoenix
- 0:37 - Scott Walker, 1/11/03 in 4-3 win vs. Phoenix

#### On Road:

- 0:06 - David Legwand, 3/9/06 in 3-2 win at Vancouver
- 0:16 - Ryan Suter, 4/3/10 in 4-3 win at Detroit
- 0:28 - David Legwand, 12/31/09 in 2-1 win at Columbus

# TEAM HISTORY & RECORDS

## TEAM RECORDS - PERIOD

### FASTEST GOAL AGAINST FROM START OF OVERTIME

- 0:24 - Todd Bertuzzi, 12/12/09 in 3-2 loss vs. Detroit
- 0:28 - Josef Stumpel, 3/4/00 in 3-2 loss at Los Angeles
- 0:34 - Teemu Selanne, 3/18/09 in 4-3 OT loss at Anaheim

#### At Home:

- 0:24 - Todd Bertuzzi, 12/12/09 in 3-2 loss vs. Detroit
- 0:58 - Vaclav Prospal, 2/7/08 in 2-1 loss vs. Tampa Bay
- 0:59 - Jeff Hamilton, 12/2/06 in 4-3 loss vs. Chicago

#### On Road:

- 0:28 - Josef Stumpel, 3/4/00 in 3-2 loss at Los Angeles
- 0:34 - Teemu Selanne, 3/18/09 in 4-3 OT loss at Anaheim
- 0:35 - Adam Foote, 10/26/05 in 3-2 loss at Columbus
- Sheldon Souray, 12/18/03 in 5-4 loss at Montreal

#### LATEST OVERTIME GOAL

- 4:44 - Marek Zidlicky, 1/31/04 in 3-2 win vs. San Jose
- Andy Delmore, 1/7/03 in 2-1 win vs. St. Louis
- 4:10 - Alexander Radulov, 2/2/08 in 3-2 win vs. Phoenix
- 3:56 - Greg Johnson, 3/17/00 in 4-3 win at Phoenix

#### At Home:

- 4:44 - Marek Zidlicky, 1/31/04 in 3-2 win vs. San Jose
- Andy Delmore, 1/7/03 in 2-1 win vs. St. Louis
- 4:10 - Alexander Radulov, 2/2/08 in 3-2 win vs. Phoenix
- 3:41 - Steve Sullivan, 3/28/09 in 4-3 win vs. Los Angeles

#### On Road:

- 3:56 - Greg Johnson, 3/17/00 in 4-3 win at Phoenix
- 3:35 - Andy Delmore, 1/18/03 in 3-2 win at Edmonton
- 3:34 - Scott Walker, 2/20/04 in 3-2 win at Anaheim

#### LATEST OVERTIME GOAL AGAINST

- 4:56 - Tommy Albelin, 11/3/99 in 5-4 loss at Calgary
- 4:55 - Marian Gaborik, 2/17/08 in 5-4 loss at Minnesota
- 4:31 - Zbynek Michalek, 1/24/08 in 4-3 loss at Phoenix

#### At Home:

- 4:08 - Jason Woolley, 2/10/99 in 2-1 loss vs. Buffalo
- 3:53 - Patrick Marleau, 2/15/11 in 1-1 loss vs. San Jose
- 3:49 - Kris Letang, 10/21/10 in 4-3 loss vs. Pittsburgh

#### On Road:

- 4:56 - Tommy Albelin, 11/3/99 in 5-4 loss at Calgary
- 4:55 - Marian Gaborik, 2/17/08 in 5-4 loss at Minnesota
- 4:31 - Zbynek Michalek, 1/24/08 in 4-3 loss at Phoenix

#### FASTEST TWO GOALS, INDIVIDUAL

- 0:23 - Scott Hartnell, 2/19/07 @ 5:34 & 5:57 of 2nd per. of 4-1 win vs. Phoenix
- 0:26 - David Legwand, 11/20/00 @ 9:30 & 9:56 of 2nd per. of 6-3 loss at Detroit
- At Home:
- 0:23 - Scott Hartnell, 2/19/07 @ 5:34 & 5:57 of 2nd per. of 4-1 win vs. Phoenix
- 0:27 - Petr Tenkrat, 12/15/01 @ 13:44 & 14:11 of 2nd per. of 5-2 win vs. Chicago

#### On Road:

- 0:26 - David Legwand, 11/20/00 @ 9:30 & 9:56 of 2nd per. of 6-3 loss at Detroit
- 1:43 - Patric Kjellberg, 2/2/00 @ 9:48 & 11:31 of 2nd per. of 6-4 win at NY Islanders

#### FASTEST TWO GOALS AGAINST, INDIVIDUAL

- 0:33 - Kelly Chase, 3/2/99 @ 18:26 & 18:59 of 1st per. of 5-1 loss vs. St. Louis
- 0:39 - Phil Housley, 11/3/99 @ 18:44 & 19:23 of 3rd per. of 5-4 loss at Calgary

#### At Home:

- 0:33 - Kelly Chase, 3/2/99 @ 18:26 & 18:59 of 1st per. of 5-1 loss vs. St. Louis
- 1:01 - Todd Bertuzzi, 1/21/03 @ 8:22 & 9:23 of 3rd per. of 3-2 win vs. Vancouver

#### On Road:

- 0:39 - Phil Housley, 11/3/99 @ 18:44 & 19:23 of 3rd per. of 5-4 loss at Calgary
- 0:40 - Troy Brouwer, 1/16/11 @ 9:19 & 9:49 of 3rd per. of 6-3 loss at Chicago

### FASTEST TWO GOALS, TEAM

- 0:08 - Paul Kariya & Darcy Hordichuk, 1/21/06 @ 13:27 & 13:35 of 3rd per. of 7-2 win vs. Columbus
- 0:10 - Jordin Tootoo & Martin Erat, 11/17/10 @ 11:33 & 11:43 of 1st per. of 5-4 loss at Toronto

#### At Home:

- 0:08 - Paul Kariya & Darcy Hordichuk, 1/21/06 @ 13:27 & 13:35 of 3rd per. of 7-2 win vs. Columbus
- 0:15 - Martin Gelinas & David Legwand, 10/6/07 @ 18:46 & 19:01 of 3rd per. of 5-1 win vs. Dallas

#### On Road:

- 0:10 - Jordin Tootoo & Martin Erat, 11/17/10 @ 11:33 & 11:43 of 1st per. of 5-4 loss at Toronto
- 0:11 - Greg de Vries & Scott Nichol, 10/17/08 @ 8:12 & 8:23 of 2nd per. of 5-3 loss at Columbus

### FASTEST TWO GOALS AGAINST, TEAM

- 0:08 - Nikita Filatov & Jakub Voracek, 10/17/08 @ 14:18 & 14:26 of 1st per. of 5-3 loss at Columbus
- 0:09 - Martin Havlat & Craig MacDonald, 1/20/07 @ 9:37 & 9:46 of 1st per. of 6-3 win vs. Chicago

#### At Home:

- 0:09 - Martin Havlat & Craig MacDonald, 1/20/07 @ 9:37 & 9:46 of 1st per. of 6-3 win vs. Chicago
- 0:14 - Shane Doan & Mika Alatalo, 11/30/99 @ 11:32 & 11:46 of 1st per. of 6-3 loss vs. Phoenix

#### On Road:

- 0:08 - Nikita Filatov & Jakub Voracek, 10/17/08 @ 14:18 & 14:26 of 1st per. of 5-3 loss at Columbus
- 0:18 - Cal Clutterbuck & Owen Nolan, 10/28/09 @ 2:00 & 2:18 of 2nd per. of 4-3 win at Minnesota

### FASTEST TWO GOALS, BOTH TEAMS

- 0:05 - Rick Nash (CBJ) & Scott Walker (NSH), 12/4/03 @ 19:39 & 19:44 of 3rd per. of 4-2 win at Columbus
- 0:07 - Daniel Sedin (VAN) & Nick Spaling (NSH), 2/17/11 @ 18:15 & 18:22 of 2nd per. of 3-1 win vs. Vancouver
- Marcel Goc (S.J.) & Paul Kariya (NSH), 11/2/05 @ 6:14 & 6:21 of 1st per. of 3-2 loss at San Jose

#### At Home:

- 0:07 - Daniel Sedin (VAN) & Nick Spaling (NSH), 2/17/11 @ 18:15 & 18:22 of 2nd per. of 3-1 win vs. Vancouver
- 0:10 - David Legwand (NSH) & Teemu Selanne (ANA), 3/24/11 @ 9:29 & 9:39 of 3rd per. of 5-4 win

#### On Road:

- 0:05 - Rick Nash (CBJ) & Scott Walker (NSH), 12/4/03 @ 19:39 & 19:44 of 3rd per. of 4-2 win at Columbus
- 0:07 - Marcel Goc (S.J.) & Paul Kariya (NSH), 11/2/05 @ 6:14 & 6:21 of 1st per. of 3-2 loss at San Jose

### FASTEST THREE GOALS, INDIVIDUAL

- 5:56 - Steve Sullivan, 12/14/06 @ 5:58, 9:21 & 11:54 of 2nd per. of 6-0 win vs. Ottawa
- 11:12 - Rob Valicevic, 11/10/99 @ 6:17, 9:44, & 17:29 of 1st per. of 4-2 win at Chicago

#### At Home:

- 5:56 - Steve Sullivan, 12/14/06 @ 5:58, 9:21 & 11:54 of 2nd per. of 6-0 win vs. Ottawa
- 13:55 - Petr Tenkrat, 12/15/01 @ 13:44 & 14:11 of 2nd per. & 7:39 of 3rd per. of 5-2 win vs. Chicago

#### On Road:

- 11:12 - Rob Valicevic, 11/10/99 @ 6:17, 9:44, & 17:29 of 1st per. of 4-2 win at Chicago



# TEAM HISTORY & RECORDS

## TEAM RECORDS - PERIOD

### FASTEST THREE GOALS AGAINST, INDIVIDUAL

10:25 - Scottie Upshall, 1/21/10 @ 4:02, 13:22 & 14:27 of 3rd per. of 4-2 loss at Phoenix  
14:47 - Jere Lehtinen, 1/17/01 @ 7:31 & 14:53 of 2nd per. & 2:28 of 3rd per. of 4-3 OT loss at Dallas

### At Home:

16:29 - Luc Robitaille, 4/12/99 @ 4:59 & 18:39 of 2nd per. & 1:28 of 3rd per. of 4-3 loss vs. Los Angeles  
28:44 - Joe Sakic, 2/19/99 @ 10:07 of 2nd per. & 14:05 & 18:37 of 3rd per. of 4-4 tie vs. Colorado

### On Road:

10:25 - Scottie Upshall, 1/21/10 @ 4:02, 13:22 & 14:27 of 4-2 loss at Phoenix

14:47 - Jere Lehtinen, 1/17/01 @ 7:31 & 14:53 of 2nd per. & 2:28 of 3rd per. of 4-3 OT loss at Dallas

### FASTEST THREE GOALS, TEAM

1:15 - Darcy Hordichuk, Jason Arnott & David Legwand, 1/8/08 @ 5:25, 6:11 & 6:40 of 1st per. of 7-0 win at Los Angeles  
1:24 - Joel Ward, Antti Pihlstrom & Jason Arnott, 2/28/09 @ 9:24, 9:51 & 10:48 of 1st per. of 8-0 win vs. Detroit

### At Home:

1:24 - Joel Ward, Antti Pihlstrom & Jason Arnott, 2/28/09 @ 9:24, 9:51 & 10:48 of 1st per. of 8-0 win vs. Detroit  
2:28 - Greg Zanon, Jordin Tootoo & Jason Arnott, 10/23/08 @ 5:42, 6:01 & 8:10 of 2nd per. of 5-3 loss vs. Calgary  
- Scott Hartnell, Marek Zidlicky & Hartnell, 11/23/06 @ 10:09, 12:20 & 12:37 of 2nd per. of 6-0 win vs. Vancouver

### On Road:

1:15 - Darcy Hordichuk, Jason Arnott & David Legwand, 1/8/08 @ 5:25, 6:11 & 6:40 of 1st per. of 7-0 win at Los Angeles  
1:55 - Sebastien Bordeleau, Joel Bouchard & Patric Kjellberg, 2/2/00 @ 7:53, 8:21, & 9:48 of 2nd per. of 6-4 win at NY Islanders

### FASTEST THREE GOALS AGAINST, TEAM

1:25 - Shane Doan, Mika Alatalo & Rick Tocchet, 11/30/99 @ 11:32, 11:46 & 12:57 of 1st per. of 6-3 loss vs. Phoenix  
1:41 - Reed Low, Al MacInnis & Keith Tkachuk, 10/30/02 @ 8:22, 8:53 & 10:03 of 2nd per. of 7-0 loss at St. Louis

### At Home:

1:25 - Shane Doan, Mika Alatalo & Rick Tocchet, 11/30/99 @ 11:32, 11:46 & 12:57 of 1st per. of 6-3 loss vs. Phoenix  
2:03 - Ville Nieminen, Chris Simon & Jarome Iginla, 3/13/04 @ 18:28 & 19:02 of 2nd per. of 0-31 of 3rd per. of 4-4 tie vs. Calgary

### On Road:

1:41 - Reed Low, Al MacInnis & Keith Tkachuk, 10/30/02 @ 8:22, 8:53 & 10:03 of 2nd per. of 7-0 loss at St. Louis

### At Home:

1:47 - Brent Burns, Cal Clutterbuck & Owen Nolan, 10/28/09 @ 0:31, 2:00 & 2:18 of 2nd per. of 4-3 win at Minnesota  
- Alexander Frolov, Sean Avery, 3/25/06 @ 12:19, 13:25 & 14:06 of 3rd per. of 6-4 loss at Los Angeles

### FASTEST THREE GOALS, BOTH TEAMS

0:23 - Bryan Berard (CBJ), Paul Kariya (NSH) & Darcy Hordichuk (NSH), 1/21/06 @ 13:13, 13:27 & 13:35 of 3rd per. of 7-2 win vs. Columbus  
0:34 - Ryan Johnson (STL), Vernon Fiddler (NSH) & Petr Cajanek (STL), 1/4/06 @ 3:26, 3:44 & 4:00 of 1st per. of 4-3 win at St. Louis

### At Home:

0:23 - Bryan Berard (CBJ), Paul Kariya (NSH) & Darcy Hordichuk (NSH), 1/21/06 @ 13:13, 13:27 & 13:35 of 3rd per. of 7-2 win vs. Columbus  
0:46 - Sam Gagner (EDM), Marty Reasoner (EDM) & Jason Arnott (NSH), 2/19/08 @ 15:00, 15:23 & 15:46 of 2nd per. of 5-4 win vs. Edmonton

### On Road:

0:34 - Ryan Johnson (STL), Vernon Fiddler (NSH) & Petr Cajanek (STL), 1/4/06 @ 3:26, 3:44 & 4:00 of 1st per. of 4-3 win at St. Louis  
0:53 - Jordin Tootoo (NSH), Mike Ribeiro (DAL) & J-P Dumont (NSH), 3/1/08 @ 7:53, 8:23 & 8:46 of 3rd per. of 3-1 win at Dallas

### FASTEST FOUR GOALS, TEAM

3:38 - Sebastien Bordeleau, Joel Bouchard, Patric Kjellberg & Kjellberg, 2/2/00 @ 7:53, 8:21, 9:48, & 11:31 of 2nd per. of 6-4 win at NY Islanders  
5:03 - Ville Koistinen, David Legwand, Joel Ward & Antti Pihlstrom, 2/28/09 @ 4:48, 5:17, 9:24 & 9:51 of 1st per. of 8-0 win vs. Detroit

### At Home:

5:03 - Ville Koistinen, David Legwand, Joel Ward & Antti Pihlstrom, 2/28/09 @ 4:48, 5:17, 9:24 & 9:51 of 1st per. of 8-0 win vs. Detroit  
5:29 - J-P Dumont, Alexander Radulov, Marek Zidlicky & Scott Hartnell, 11/25/06 @ 6:33, 7:54, 9:55 & 12:02 of 2nd per. of 6-2 win vs. Detroit

### On Road:

3:38 - Sebastien Bordeleau, Joel Bouchard, Patric Kjellberg & Kjellberg, 2/2/00 @ 7:53, 8:21, 9:48, & 11:31 of 2nd per. of 6-4 win at NY Islanders  
7:36 - Ryan Johnson (STL), Vernon Fiddler (NSH) & Petr Cajanek (STL), 1/4/06 @ 3:26, 3:44 & 4:00 of 1st per. of 4-3 win at St. Louis

### FASTEST FOUR GOALS AGAINST, TEAM

5:31 - Brenden Morrow, Brad Richards & Loui Eriksson 10/14/09 @ 3:17, 3:57, 6:31 & 8:48 of 1st per. of 6-0 loss at Dallas  
8:07 - Travis Moen, Chris Kunitz, Chris Pronger & Corey Perry, 1/7/08 @ 0:42, 1:51, 7:39 & 8:49 of 2nd per. of 5-2 loss at Anaheim

### At Home:

8:58 - Adam Graves, John MacLean, Brent Fedyk & Todd Harvey, 2/15/99 @ 5:10, 5:43, 7:38, & 14:08 of 1st per. of 7-4 loss vs. NY Rangers  
10:10 - Steven Reinprecht, Adam Foote, Mike Keane & Milan Hejduk, 1/1/03 @ 3:09, 6:24, 9:32 & 13:19 of 1st per. of 7-3 loss vs. Colorado

### On Road:

5:31 - Brenden Morrow, Brad Richards & Loui Eriksson 10/14/09 @ 3:17, 3:57, 6:31 & 8:48 of 1st per. of 6-0 loss at Dallas  
8:07 - Travis Moen, Chris Kunitz, Chris Pronger & Corey Perry, 1/7/08 @ 0:42, 1:51, 7:39 & 8:49 of 2nd per. of 5-2 loss at Anaheim

### FASTEST FOUR GOALS, BOTH TEAMS

2:03 - Ville Nieminen (CGY), Chris Simon (CGY), Adam Hall (NSH) & Jarome Iginla (CGY), 3/13/04 @ 18:28 & 19:02 of 2nd per. & 0:13 & 0:31 of 3rd per. of 4-4 tie vs. Calgary  
2:10 - Alexander Edler (VAN), Vernon Fiddler (NSH), Matt Pettinger (VAN) & Greg de Vries (NSH), 3/6/08 @ 4:11, 4:25, 6:09 & 6:21 of 1st per. of 6-2 loss at Vancouver

# TEAM HISTORY & RECORDS

## TEAM RECORDS - PERIOD

### At Home:

2:03 - Ville Nieminen (CGY), Chris Simon (CGY), Adam Hall (NSH) & Jarome Iginla (CGY), 3/13/04 @ 18:28 & 19:02 of 2nd per. & 0:13 & 0:31 of 3rd per. of 4-4 tie vs. Calgary  
2:32 - Martin Erat (NSH), J-P Dumont (NSH), Martin Havlat (CHI) & Craig MacDonald (CHI), 1/20/07 @ 7:14, 7:34, 9:37 & 9:46 of 1st per. of 6-3 win vs. Chicago

### On Road:

2:10 - Alexander Edler (VAN), Vernon Fiddler (NSH), Matt Pettinger (VAN) & Greg de Vries (NSH), 3/6/08 @ 4:11, 4:25, 6:09 & 6:21 of 1st per. of 6-2 loss at Vancouver  
2:12 - Daniel Paille (BUF), Jan Hlavac (NSH), Jason Arnott (NSH) & Andrew Peters (BUF), 2/27/08 @ 2:01, 2:46, 3:20 & 4:13 of 2nd per. of 8-4 loss at Buffalo

## SPECIAL TEAMS

### MOST POWER PLAY GOALS

3 - five times, last 11/18/06 in 2nd per. of 4-2 win vs. Columbus

### At Home:

3 - 11/18/06 in 2nd per. of 4-2 win vs. Columbus  
- 12/20/01 in 2nd per. of 6-2 win vs. Vancouver  
2 - 24 times, last 2/4/10 in 2nd per. of 5-3 win vs. Colorado

### On Road:

3 - 10/12/05 in 3rd per. of 5-4 win at Colorado  
- 3/4/04 in 3rd per. of 9-4 win at Pittsburgh  
- 3/4/04 in 1st per. of 9-4 win at Pittsburgh

### MOST POWER PLAY CHANCES

6 - four times, last 12/13/05 in 1st per. of 7-3 loss at Florida

### At Home:

6 - 11/30/02 in 2nd per. of 5-2 win vs. Dallas  
- 12/20/01 in 2nd per. of 6-2 win vs. Vancouver  
- 10/31/00 in 3rd per. of 4-2 loss vs. St. Louis

### On Road:

6 - 12/13/05 in 1st per. of 7-3 loss at Florida  
5 - 12 times, last 1/11/10 in 3rd per. of 3-2 win at Vancouver

### MOST POWER PLAY GOALS AGAINST

4 - 11/16/10 in 2nd per. of 5-4 loss at Toronto

### At Home:

2 - 19 times, last 11/29/08 in 3rd per. of 6-2 loss vs. Minnesota

### On Road:

4 - 11/16/10 in 2nd per. of 5-4 loss at Toronto

### MOST SHORTHANDED GOALS

2 - 1/19/08 in 5-2 win at St. Louis

### At Home:

1 - 51 times, last 3/26/11 in 3rd per. of 4-2 win vs. Dallas

### On Road:

2 - 1/19/08 in 5-2 win at St. Louis

### MOST SHORTHANDED SITUATIONS

7 - 10/25/05 in 2nd per. of 5-3 win vs. Chicago  
6 - eight times, last 11/16/10 in 2nd per. of 5-4 loss at Toronto

### At Home:

7 - 10/25/05 in 2nd per. of 5-3 win vs. Chicago  
6 - four times, last 11/29/08 in 3rd per. of 6-2 loss vs. Minnesota

### On Road:

6 - 11/16/10 in 2nd per. of 5-4 loss at Toronto  
- 3/25/06 in 2nd per. of 6-4 loss at Los Angeles  
- 11/1/05 in 2nd per. of 4-1 loss at Anaheim  
- 1/25/04 in 2nd per. of 4-1 loss at Vancouver

### MOST SHORTHANDED GOALS AGAINST

1 - 90 times, last 12/8/10 in 2nd per. of 3-2 win at Detroit

### At Home:

1 - 45 times, last 10/28/10 in 2nd per. of 3-0 loss vs. St. Louis

### On Road:

1 - 45 times, last 12/8/10 in 2nd per. of 3-2 win at Detroit

## PENALTY MINUTES

### MOST PENALTY MINUTES

55 - 10/30/03 in 3rd per. of 5-3 win vs. Detroit  
51 - 10/25/05 in 3rd per. of 5-3 win vs. Chicago  
48 - 3/6/08 in 3rd per. of 6-2 loss at Vancouver

### At Home:

55 - 10/30/03 in 3rd per. of 5-3 win vs. Detroit  
51 - 10/25/05 in 3rd per. of 5-3 win vs. Chicago  
34 - 2/3/07 in 3rd per. of 3-0 win vs. Anaheim  
- 12/30/98 in 3rd per. of 5-2 loss vs. Boston

### On Road:

48 - 3/6/08 in 3rd per. of 6-2 loss at Vancouver  
41 - 3/20/04 in 3rd per. of 3-1 win at Calgary  
31 - 3/4/99 in 3rd per. of 4-3 win at Los Angeles

### MOST PENALTY MINUTES, OPPONENT

99 - 3/20/04 in 3rd per. of 3-1 win at Calgary  
83 - 10/30/03 in 3rd per. of 5-3 win vs. Detroit  
54 - 2/3/07 in 3rd per. of 3-0 win vs. Anaheim

### At Home:

83 - 10/30/03 in 3rd per. of 5-3 win vs. Detroit  
54 - 2/3/07 in 3rd per. of 3-0 win vs. Anaheim  
40 - 12/23/06 in 3rd per. of 7-0 win vs. Los Angeles

### On Road:

99 - 3/20/04 in 3rd per. of 3-1 win at Calgary  
46 - 3/6/08 in 3rd per. of 6-2 loss at Vancouver  
36 - 3/11/06 in 1st per. of 3-2 loss at San Jose

### MOST PENALTY MINUTES BY BOTH TEAMS

140 - 3/20/04 in 3rd per. of 3-1 win at Calgary (CGY 99, NSH 41)  
138 - 10/30/03 in 3rd per. of 5-3 win vs. Detroit (DET 83, NSH 55)  
94 - 3/6/08 in 3rd per. of 6-2 loss at Vancouver (NSH 48, VAN 46)

### At Home:

138 - 10/30/03 in 3rd per. of 5-3 win vs. Detroit (DET 83, NSH 55)  
88 - 2/3/07 in 3rd per. of 3-0 win vs. Anaheim (ANA 54, NSH 34)  
82 - 10/25/05 in 3rd per. of 5-3 win vs. Chicago (NSH 51, CHI 31)

### On Road:

140 - 3/20/04 in 3rd per. of 3-1 win at Calgary (CGY 99, NSH 41)  
94 - 3/6/08 in 3rd per. of 6-2 loss at Vancouver (NSH 48, VAN 46)  
66 - 3/11/06 in 1st per. of 3-2 loss at San Jose (S.J 36, NSH 30)

## SHOTS

### MOST SHOTS

24 - 11/14/09 in 1st per. of 2-0 win vs. Montreal  
23 - 2/28/04 in 2nd per. of 2-1 win vs. NY Rangers  
22 - 3/9/06 in 3rd per. of 3-2 win at Vancouver  
- 1/8/00 in 1st per. of 6-3 win vs. Chicago

### At Home:

24 - 11/14/09 in 1st per. of 2-0 win vs. Montreal  
23 - 2/28/04 in 2nd per. of 2-1 win vs. NY Rangers  
22 - 1/8/00 in 1st per. of 6-3 win vs. Chicago

### On Road:

22 - 3/9/06 in 3rd per. of 3-2 win at Vancouver  
20 - four times, last 1/29/10 in 2nd per. of 4-2 loss at Detroit

# TEAM HISTORY & RECORDS

## TEAM RECORDS - PERIOD

### MOST SHOTS AGAINST

- 27 - 2/10/09 in 1st per. of 5-3 loss vs. Detroit
- 10/21/98 in 2nd per. of 5-2 loss at Detroit
- 24 - 3/6/08 in 1st per. of 6-2 loss at Vancouver
- 22 - six times, last 4/8/11 in 2nd per. of 4-1 win vs. Columbus

### At Home:

- 27 - 2/10/09 in 1st per. of 5-3 loss vs. Detroit
- 22 - 4/8/11 in 2nd per. of 4-1 win vs. Columbus
- 11/24/05 in 3rd per. of 4-3 win vs. Los Angeles
- 11/15/05 in 2nd per. of 3-2 win vs. Los Angeles
- 21 - four times, last 2/4/06 in 3rd per. of 6-0 win vs. Chicago

### On Road:

- 27 - 10/21/98 in 2nd per. of 5-2 loss at Detroit
- 24 - 3/6/08 in 1st per. of 6-2 loss at Vancouver
- 22 - 11/1/08 in 2nd per. of 4-3 OT win at San Jose
- 1/13/07 in 3rd per. of 4-1 win at Columbus
- 11/30/06 in 2nd per. of 5-4 win at St. Louis

### MOST SHOTS BY BOTH TEAMS

- 35 - 2/10/09 in 1st per. of 5-4 loss vs. Detroit (DET 27, NSH 8)
- 34 - 11/1/08 in 2nd per. of 4-3 OT win at San Jose (S.J. 22, NSH 12)
- 33 - 11/27/09 in 2nd per. of a 3-1 loss vs. St. Louis (STL 18, NSH 15)
- 3/6/08 in 1st per. of 6-2 loss at Vancouver (VAN 24, NSH 9)
- 10/19/00 in 1st per. of 2-1 win at Detroit (DET 18, NSH 15)

### At Home:

- 35 - 2/10/09 in 1st per. of 5-4 loss vs. Detroit (DET 27, NSH 8)
- 33 - 11/27/09 in 2nd per. of a 3-1 loss vs. St. Louis (STL 18, NSH 15)
- 32 - three times, last 2/9/06 in 2nd per. of 3-2 loss vs. Detroit (DET 17, NSH 15)

### On Road:

- 34 - 11/1/08 in 2nd per. of 4-3 OT win at San Jose (S.J. 22, NSH 12)
- 33 - 3/6/08 in 1st per. of 6-2 loss at Vancouver (VAN 24, NSH 9)
- 10/19/00 in 1st per. of 2-1 win at Detroit (DET 18, NSH 15)
- 32 - three times, last 11/8/03 in 3rd per. of 4-3 win at Detroit (NSH 20, DET 12)

### FEWEST SHOTS

- 1 - 12/8/08 in 3rd per. of 6-3 loss at St. Louis
- 3/12/02 in 2nd per. of 5-0 loss vs. Vancouver
- 12/15/99 in 2nd per. of 3-2 loss at Florida
- 11/22/99 in 3rd per. of 3-2 loss at St. Louis

### At Home:

- 1 - 3/12/02 in 2nd per. of 5-0 loss vs. Vancouver
- 2 - 11 times, last 10/15/09 in 3rd per. of 3-1 loss vs. Chicago

### On Road:

- 1 - 12/8/08 in 3rd per. of 6-3 loss at St. Louis
- 12/15/99 in 2nd per. of 3-2 loss at Florida
- 11/22/99 in 3rd per. of 3-2 loss at St. Louis
- 2 - 27 times, last 2/9/08 in 2nd per. of 4-3 loss at San Jose

### FEWEST SHOTS AGAINST

- 0 - 2/16/08 in 3rd per. of 2-1 OT win vs. St. Louis
- 1 - four times, last 2/1/06 in 3rd per. of 2-1 loss at Dallas

### At Home:

- 0 - 2/16/08 in 3rd per. of 2-1 OT win vs. St. Louis
- 2 - five times, last 4/4/09 in 2nd per. of 5-4 SO win vs. Columbus

### On Road:

- 1 - four times, last 2/1/06 in 3rd per. of 2-1 loss at Dallas

### FEWEST SHOTS BY BOTH TEAMS

- 5 - 3/5/02 in 1st per. of 2-0 win at San Jose (NSH 3, S.J. 2)
- 7 - five times, last 12/20/06 in 1st per. of 2-1 win at Chicago (CHI 4, NSH 3)

### At Home:

- 9 - 3/24/09 in 1st per. of 2-1 SO loss vs. Anaheim (NSH 5, ANA 4)
- 2/26/04 in 1st per. of 4-0 win vs. Minnesota (NSH 5, MIN 4)
- 12/20/03 in 3rd per. of 1-0 win vs. Detroit (DET 6, NSH 3)
- 10 - 14 times, last 12/6/07 in 2nd per. of 5-2 loss vs. Vancouver (VAN 7, NSH 3)

### On Road:

- 5 - 3/5/02 in 1st per. of 2-0 win at San Jose (NSH 3, S.J. 2)
- 7 - five times, last 12/20/06 in 1st per. of 2-1 win at Chicago (CHI 4, NSH 3)

### LARGEST SHOT ADVANTAGE

- 20 - 11/4/09 in 2nd per. of 2-0 win vs. Montreal (NSH 24, MTL 4)
- 16 - 3/9/06 in 2nd per. of 3-2 win at Vancouver (NSH 22, VAN 6)
- 2/28/04 in 2nd per. of 2-1 win vs. NY Rangers (NSH 23, NYR 7)
- 15 - three times, last 12/1/07 in 3rd per. of 5-4 win at Montreal (NSH 20, MTL 5)

### At Home:

- 20 - 11/4/09 in 2nd per. of 2-0 win vs. Montreal (NSH 24, MTL 4)
- 16 - 2/28/04 in 2nd per. of 2-1 win vs. NY Rangers (NSH 23, NYR 7)
- 15 - 11/27/02 in 3rd per. of 4-2 win vs. San Jose (NSH 21, S.J. 6)

### On Road:

- 16 - 3/9/06 in 3rd per. of 3-2 win at Vancouver (NSH 22, VAN 6)
- 15 - 12/1/07 in 3rd per. of 5-4 win at Montreal (NSH 20, MTL 5)
- 3/23/03 in 2nd per. of 3-2 loss at Edmonton (NSH 20, EDM 5)

### LARGEST SHOT DEFICIT

- 22 - 10/21/98 in 2nd per. of 5-2 loss at Detroit (DET 27, NSH 5)
- 19 - 2/10/09 in 1st per. of 5-3 loss vs. Detroit (DET 27, NSH 8)
- 11/5/05 in 3rd per. of 3-2 loss at Los Angeles (LA 21, NSH 2)
- 18 - 1/13/07 in 3rd per. of 4-1 win at Columbus (CBJ 22, NSH 4)
- 2/8/06 in 2nd per. of 6-0 loss at Detroit (DET 20, NSH 2)

### At Home:

- 19 - 2/10/09 in 1st per. of 5-3 loss vs. Detroit (DET 27, NSH 8)
- 17 - 3/11/08 in 2nd per. of 2-1 win vs. San Jose (S.J. 20, NSH 3)
- 15 - 11/24/05 in 3rd per. of 4-3 win vs. Los Angeles (LA 22, NSH 7)

### On Road:

- 22 - 10/21/98 in 2nd per. of 5-2 loss at Detroit (DET 27, NSH 5)
- 19 - 11/5/05 in 3rd per. of 3-2 loss at Los Angeles (LA 21, NSH 2)
- 18 - 1/13/07 in 3rd per. of 4-1 win at Columbus (CBJ 22, NSH 4)
- 2/8/06 in 2nd per. of 6-0 loss at Detroit (DET 20, NSH 2)

# TEAM HISTORY & RECORDS

## INDIVIDUAL RECORDS - CAREER

### GAMES PLAYED

- MOST GAMES PLAYED**
- 768 - David Legwand, 1999-11
- 616 - Martin Erat, 2001-11
- 573 - Kimmo Timonen, 1998-07

### MOST CONSECUTIVE

#### GAMES PLAYED

- 269 - Karlis Skrstins, 2/21/00-4/6/03
- 251 - Greg Johnson, 10/2/99-10/19/02
- 245 - Bill Houlder, 10/8/00-4/6/03
- Tom Fitzgerald, 12/30/98-12/15/01

### GOALS

#### MOST GOALS

- 169 - David Legwand, 1999-11
- 140 - Martin Erat, 2001-11
- 107 - Jason Arnott, 2006-10

#### By Left Wing

- 100 - Steve Sullivan, 2004-11
- 93 - Scott Hartnell, 2000-07
- 55 - Paul Kariya, 2005-07

#### By Center

- 169 - David Legwand, 1999-11
- 107 - Jason Arnott, 2006-10
- 93 - Greg Johnson, 1998-06

#### By Right Wing

- 140 - Martin Erat, 2001-11
- 96 - Scott Walker, 1998-06
- 93 - J-P Dumont, 2006-11

#### By Defenseman

- 80 - Shea Weber, 2005-11
- 79 - Kimmo Timonen, 1998-07
- 35 - Marek Zidlicky, 2003-08

### MOST GAME-WINNING GOALS

- 35 - David Legwand, 1999-11
- 22 - Martin Erat, 2001-11
- 20 - J-P Dumont, 2006-11

#### By Defenseman

- 15 - Shea Weber, 2005-11
- 10 - Kimmo Timonen, 1998-07
- 9 - Andy Delmore, 2001-03

### MOST GAME-TYING GOALS

- 3 - Sergei Krivokrasov, 1998-00
- 2 - Denis Arhipov, 2000-04
- Cliff Ronning, 1998-02
- Scott Walker, 1998-06

### ASSISTS

- MOST ASSISTS**
- 279 - David Legwand, 1999-11
- 262 - Martin Erat, 2001-11
- 222 - Kimmo Timonen, 1998-07

#### By Left Wing

- 163 - Steve Sullivan, 2004-11
- 118 - Scott Hartnell, 2000-07
- 106 - Paul Kariya, 2005-07

#### By Center

- 279 - David Legwand, 1999-11
- 145 - Greg Johnson, 1998-06
- Cliff Ronning, 1998-02

### By Right Wing

- 262 - Martin Erat, 2001-10
- 174 - J-P Dumont, 2006-10
- 151 - Scott Walker, 1998-06

### By Defenseman

- 222 - Kimmo Timonen, 1998-07
- 161 - Ryan Suter, 2005-11
- 140 - Marek Zidlicky, 2003-08

### POINTS

#### MOST POINTS

- 448 - David Legwand (169g-279a), 1999-11
- 402 - Martin Erat (140g-262a), 2001-11
- 301 - Kimmo Timonen (79g-222a), 1998-07

#### By Left Wing

- 11 - Greg Johnson (100g-163a), 2004-11
- 211 - Scott Hartnell (93g-118a), 2000-07
- 161 - Paul Kariya (55g-106a), 2005-07

#### By Center

- 448 - David Legwand (169g-279a), 1999-11
- 238 - Greg Johnson (93g-145a), 1998-06
- 229 - Jason Arnott (107g-122a), 2006-10

#### By Right Wing

- 402 - Martin Erat (170g-262a), 1998-11
- 267 - J-P Dumont (93g-174a), 2006-11
- 247 - Scott Walker (96g-151a), 1998-06

#### By Defenseman

- 301 - Kimmo Timonen (79g-222a), 1998-07
- 214 - Shea Weber (80g-134a), 2005-11
- 192 - Ryan Suter (31g-161a), 2005-11

### SPECIAL TEAMS

#### MOST POWER PLAY GOALS

- 46 - Kimmo Timonen, 1998-07
- 40 - Jason Arnott, 2006-10
- 37 - Steve Sullivan, 2004-11

#### By Defenseman

- 46 - Kimmo Timonen, 1998-07
- 36 - Shea Weber, 2005-11
- 25 - Andy Delmore, 2001-03
- Marek Zidlicky, 2003-08

### MOST POWER PLAY POINTS

- 182 - Kimmo Timonen (46g-136a), 1998-07
- 122 - Martin Erat (36g-86a), 2001-11
- 103 - Steve Sullivan (37g-66a), 2004-11

### By Defenseman

- 182 - Kimmo Timonen (46g-136a), 1998-07
- 99 - Marek Zidlicky (25g-74a), 2003-08
- 86 - Shea Weber (36g-50a), 2005-11

### MOST SHORTHANDED GOALS

- 11 - Greg Johnson, 1998-06
- 10 - David Legwand, 1999-11
- 8 - Scott Walker, 1998-06

### MOST SHORTHANDED POINTS

- 17 - Greg Johnson (11g-6a), 1998-06
- 14 - David Legwand (10g-4a), 1999-11
- 13 - Scott Walker (8g-5a), 1998-06

### SHOTS

#### MOST SHOTS

- 1600 - David Legwand, 1999-11
- 1150 - Martin Erat, 2001-11
- 1078 - Kimmo Timonen, 1998-07

#### By Defenseman

- 1078 - Kimmo Timonen, 1998-07
- 1077 - Shea Weber, 2005-11
- 711 - Dan Hamhuis, 2003-10

### PENALTY MINUTES

#### MOST PENALTY MINUTES

- 633 - Jordin Tootoo, 2003-11
- 544 - Scott Hartnell, 2000-07
- 465 - Scott Walker, 1998-06

#### By Defenseman

- 375 - Dan Hamhuis, 2003-10
- 370 - Cale Hulse, 2000-03
- 366 - Ryan Suter, 2005-11

### GOALTENDING

#### MOST GAMES PLAYED

- 383 - Tomas Vokoun, 1998-07
- 21789 - Tomas Vokoun, 1998-07
- 12495 - Mike Dunham, 1998-03
- 10126 - Pekka Rinne, 2005-11

#### MOST MINUTES PLAYED

- 161 - Tomas Vokoun, 1998-07
- 95 - Pekka Rinne, 2005-11
- 81 - Mike Dunham, 1998-03

### MOST LOSSES

- 159 - Tomas Vokoun, 1998-07
- 104 - Mike Dunham, 1998-03
- 54 - Pekka Rinne, 2005-11

### MOST TIES

- 35 - Tomas Vokoun, 1998-07
- 24 - Mike Dunham, 1998-03
- 1 - Chris Mason, 1998-01, 2003-08

### MOST GOALS ALLOWED

- 922 - Tomas Vokoun, 1998-07
- 567 - Mike Dunham, 1998-03
- 394 - Pekka Rinne, 2005-11

### LOWEST GOALS-AGAINST

- AVERAGE (min. 52 games)**
- 2.33 - Pekka Rinne, 2005-11
- 2.54 - Tomas Vokoun, 1998-07
- 2.61 - Chris Mason, 1998-01, 2003-08

### HIGHEST SAVE PERCENTAGE

- (min. 52 games)**
- .920 - Pekka Rinne, 2005-11
- .913 - Tomas Vokoun, 1998-07
- Chris Mason, 1998-01, 2003-08
- .912 - Dan Ellis, 2007-10

### MOST SHUTOUTS

- 21 - Tomas Vokoun, 1998-07
- 20 - Pekka Rinne, 2005-11
- 12 - Chris Mason, 1998-01, 2003-08

### MOST GOALS

- 1 - Chris Mason, 1998-01, 2003-08

### MOST ASSISTS

- 9 - Tomas Vokoun, 1998-07
- 2 - Mike Dunham, 1998-03
- Chris Mason, 1998-01, 2003-08

### MOST POINTS

- 9 - Tomas Vokoun (9a), 1998-07
- 3 - Chris Mason (1g-2a), 1998-01, 2003-08
- 2 - Mike Dunham (2a), 1998-03

### MOST PENALTY MINUTES

- 111 - Tomas Vokoun, 1998-07
- 20 - Pekka Rinne, 2005-11
- 8 - Chris Mason, 1998-01, 2003-08



# TEAM HISTORY & RECORDS

## INDIVIDUAL RECORDS - SEASON

### GAMES PLAYED

#### MOST GAMES PLAYED

- 82 - 38 tied with
- By Defenseman**
- 82 - 16 tied with
- By Rookie**
- 80 - Dan Hamhuis, 2003-04
- Martin Erat, 2001-02
- 79 - Adam Hall, 2002-03

### GOALS

#### MOST GOALS

- 33 - Jason Arnott, 2008-09
- 31 - Paul Kariya, 2005-06
- Steve Sullivan, 2005-06
- 30 - Patric Hornqvist, 2009-10
- By Left Wing**
- 31 - Paul Kariya, 2005-06
- Steve Sullivan, 2005-06
- 25 - Scott Hartnell, 2005-06
- By Center**
- 33 - Jason Arnott, 2008-09
- 28 - Jason Arnott, 2007-08
- 27 - Jason Arnott, 2006-07
- David Legwand, 2006-07

- By Right Wing**
- 30 - Patric Hornqvist, 2009-10
- 29 - J-P Dumont, 2007-08
- 26 - Alexander Radulov, 2007-08
- By Defenseman**
- 23 - Shea Weber, 2008-09
- 18 - Andy Delmore, 2002-03
- 17 - Shea Weber, 2006-07
- By Rookie**
- 18 - Alexander Radulov, 2006-07
- 16 - Adam Hall, 2002-03
- 13 - David Legwand, 1999-00

#### MOST GOALS AT HOME

- 21 - David Legwand, 2006-07
- 19 - Jason Arnott, 2007-08
- Alexander Radulov, 2007-08
- By Defenseman**
- 13 - Shea Weber, 2008-09
- 12 - Shea Weber, 2010-11
- Andy Delmore, 2002-03
- 11 - Shea Weber, 2006-07
- By Rookie**
- 10 - Alexander Radulov, 2006-07
- 8 - Adam Hall, 2002-03
- 6 - Marian Cisar, 2000-01

- MOST GOALS ON ROAD**
- 18 - Steve Sullivan, 2005-06
- 17 - Patric Hornqvist, 2009-10
- 16 - Jason Arnott, 2008-09
- By Defenseman**
- 12 - Shea Weber, 2009-10
- 10 - Shea Weber, 2008-09
- 9 - Andy Delmore, 2001-02
- Kimmo Timonen, 2001-02

- By Rookie**
- 10 - Alexander Radulov, 2006-07
- 8 - Adam Hall, 2002-03
- 6 - Marian Cisar, 2000-01

- MOST GOALS ON ROAD**
- 18 - Steve Sullivan, 2005-06
- 17 - Patric Hornqvist, 2009-10
- 16 - Jason Arnott, 2008-09
- By Defenseman**
- 12 - Shea Weber, 2009-10
- 10 - Shea Weber, 2008-09
- 9 - Andy Delmore, 2001-02
- Kimmo Timonen, 2001-02

- By Rookie**
- 9 - David Legwand, 1999-00
- 8 - Alexander Radulov, 2006-07
- Adam Hall, 2002-03

### MOST GAME-WINNING GOALS

- 8 - Patric Hornqvist, 2009-10
- J-P Dumont, 2007-08
- Scott Hartnell, 2005-06
- 7 - David Legwand, 2006-07
- By Defenseman**
- 6 - Andy Delmore, 2002-03
- 4 - Shea Weber, 2008-09
- Dan Hamhuis, 2003-04
- Marek Zidlicky, 2003-04

#### MOST GAME-TYING GOALS

- 2 - Sergei Krivokrasov, 1999-00
- 1 - 19 tied with

#### FEWEST GAMES TO 20 GOALS

- 38 - Steve Sullivan, 1/10/06
- 42 - Jason Arnott, 2/3/07
- 49 - Patric Hornqvist, 1/21/10
- Steve Sullivan, 2/3/07

#### LONGEST GOAL-SCORING STREAK

- 6 - Alexander Radulov (7g), 1/21-2/2/08
- J-P Dumont (6g), 12/29/07-1/8/08
- 5 - four times, last
- Sergei Kostitsyn (5g), 12/31/10-1/8/11

### ASSISTS

#### MOST ASSISTS

- 54 - Paul Kariya, 2005-06
- 52 - Paul Kariya, 2006-07
- 49 - J-P Dumont, 2008-09

#### By Left Wing

- 54 - Paul Kariya, 2005-06
- 52 - Paul Kariya, 2006-07
- 38 - Steve Sullivan, 2006-07

#### By Center

- 44 - Jason Arnott, 2007-08
- 43 - Cliff Ronning, 2000-01
- 36 - David Legwand, 2006-07
- Cliff Ronning, 1999-00

#### By Right Wing

- 49 - J-P Dumont, 2008-09
- 45 - J-P Dumont, 2006-07
- 43 - J-P Dumont, 2007-08

#### By Defenseman

- 42 - Kimmo Timonen, 2006-07
- 39 - Kimmo Timonen, 2005-06
- Marek Zidlicky, 2003-04

#### By Rookie

- 24 - Martin Erat, 2001-02
- 19 - Alexander Radulov, 2006-07
- Dan Hamhuis, 2003-04

### MOST ASSISTS AT HOME

- 31 - Paul Kariya, 2006-07
- 29 - J-P Dumont, 2006-07
- 28 - Paul Kariya, 2005-06
- By Defenseman**
- 24 - Kimmo Timonen, 2006-07
- 23 - Marek Zidlicky, 2003-04
- 22 - Marek Zidlicky, 2007-08
- Kimmo Timonen, 2003-04

#### By Rookie

- 14 - Martin Erat, 2001-02
- 13 - Alexander Radulov, 2006-07
- 7 - three times, last Ville Koistinen, 2007-08

#### MOST ASSISTS ON ROAD

- 26 - Paul Kariya, 2005-06
- 25 - J-P Dumont, 2008-09
- 23 - Jason Arnott, 2007-08

#### By Defenseman

- 20 - Ryan Suter, 2008-09
- 19 - Marek Zidlicky, 2005-06
- 18 - Kimmo Timonen, 2006-07
- Kimmo Timonen, 2005-06

#### By Rookie

- 13 - Dan Hamhuis, 2003-04
- 11 - Cody Franson, 2009-10
- 10 - Martin Erat, 2001-02
- Marian Cisar, 2000-01

#### LONGEST ASSIST STREAK

- 7 - Kimmo Timonen (8a), 2/23-3/7/03
- Cliff Ronning (10a), 1/6-1/21/00
- 6 - Marek Zidlicky (6a), 3/1-3/11/04
- Scott Hartnell (8a), 1/16-1/27/03

### POINTS

#### MOST POINTS

- 85 - Paul Kariya (31g-54a), 2005-06
- 76 - Paul Kariya (24g-52a), 2006-07
- 72 - J-P Dumont (29g-43a), 2007-08
- Jason Arnott (28g-44a), 2007-08

#### By Left Wing

- 85 - Paul Kariya (31g-54a), 2005-06
- 76 - Paul Kariya (24g-52a), 2006-07

- 68 - Steve Sullivan (31g-37a), 2005-06

#### By Center

- 72 - Jason Arnott (28g-44a), 2007-08
- 63 - David Legwand (27g-36a), 2006-07
- 62 - Cliff Ronning (26g-36a), 1999-00
- Cliff Ronning (19g-43a), 2000-01

### By Right Wing

- 72 - J-P Dumont (29g-43a), 2007-08
- 67 - Scott Walker (25g-42a), 2003-04
- 66 - J-P Dumont (21g-45a), 2006-07

#### By Defenseman

- 55 - Kimmo Timonen (13g-42a), 2006-07
- 53 - Shea Weber (23g-30), 2008-09
- Marek Zidlicky (14g-39a), 2003-04
- 50 - Kimmo Timonen (11g-39a), 2005-06

#### By Rookie

- 37 - Alexander Radulov (18g-19a), 2006-07
- 33 - Martin Erat (9g-24a), 2001-02
- 28 - Adam Hall (16g-12a), 2002-03
- David Legwand (13g-15a), 1999-00

#### MOST POINTS AT HOME

- 44 - Paul Kariya (16g-28a), 2005-06
- 43 - J-P Dumont (14g-29a), 2006-07
- Paul Kariya (12g-31a), 2006-07

#### By Defenseman

- 33 - Kimmo Timonen (9g-24a), 2006-07
- 30 - Marek Zidlicky (7g-30a), 2003-04
- 29 - Shea Weber (12g-17a), 2010-11

#### By Rookie

- 23 - Alexander Radulov (10g-13a), 2006-07
- 18 - Martin Erat (4g-14a), 2001-02
- 13 - Adam Hall (8g-5a), 2002-03

#### MOST POINTS ON ROAD

- 41 - Paul Kariya (15g-26a), 2005-06
- 37 - J-P Dumont (12g-25a), 2008-09
- 35 - Steve Sullivan (18g-17a), 2005-06

# TEAM HISTORY & RECORDS

## INDIVIDUAL RECORDS - SEASON

### By Defenseman

- 25 - Shea Weber (10g-15a), 2005-06
- Marek Zidlicky (6g-19a), 2005-06
- 24 - Shea Weber (12g-12a), 2009-10
- Ryan Suter (4g-20a), 2008-09

#### By Rookie

- 18 - David Legwand (9g-9a), 1999-00
- 16 - Marian Cisar (6g-10a), 2000-01
- Dan Hamhuis (3g-13a), 2003-04

#### LONGEST POINTS STREAK

- 16 - J-P Dumont (8g-14a), 12/29/07-1/31/08
- 11 - Sergei Kostitsyn, (7g-8a), 3/17-4/8/11
- 10 - Steve Sullivan (6g-8a), 1/13-2/3/07
- Steve Sullivan (5g-12a), 3/17-3/25/06

#### MOST POINTS IN TWO CONSECUTIVE GAMES

- 7 - Scott Walker (2g-5a), 2/18-2/20/04
- 6 - 16 times, last Martin Erat (1g-5a), 3/26-3/28/09

#### MOST POINTS IN THREE CONSECUTIVE GAMES

- 10 - Steve Sullivan (5g-5a), 2/18-2/21/04
- Scott Walker (2g-8a), 2/18-2/21/04
- 8 - Kimmo Timonen (1g-7a), 12/12-12/20/01
- Sebastien Bordeleau (2g-6a), 3/7-3/12/99

### SPECIAL TEAMS

#### MOST POWER-PLAY GOALS

- 14 - Andy Delmore, 2002-03
- Paul Kariya, 2005-06
- 13 - Jason Arnott, 2007-08
- Steve Sullivan, 2005-06
- By Defenseman**
- 14 - Andy Delmore, 2002-03
- 11 - Andy Delmore, 2001-02
- Shea Weber, 2008-09
- Marek Zidlicky, 2005-06

#### By Rookie

- 8 - Adam Hall, 2002-03
- 5 - Alexander Radulov, 2006-07
- Marian Cisar, 2000-01

#### MOST POWER-PLAY POINTS

- 46 - Paul Kariya (14g-32a), 2005-06
- 38 - Kimmo Timonen (8g-30a), 2005-06
- 35 - Marek Zidlicky (9g-26a), 2003-04

### By Defenseman

- 38 - Kimmo Timonen (8g-30a), 2005-06
- 35 - Marek Zidlicky (9g-26a), 2003-04
- 30 - Kimmo Timonen (8g-22a), 2003-04

#### By Rookie

- 12 - Adam Hall (8g-4a), 2002-03
- 11 - Ville Koistinen (2g-9a), 2007-08
- Alexander Radulov (5g-6a), 2006-07
- Randy Robitaille (2g-9a), 1999-00

#### MOST SHORTHANDED GOALS

- 4 - Greg Johnson, 2005-06
- Greg Johnson, 2003-04
- Steve Sullivan, 2005-06

#### MOST SHORTHANDED POINTS

- 6 - Greg Johnson (4g-2a), 2003-04
- 5 - Jerred Smithson (2g-3a), 2007-08
- Scott Walker (3g-2a), 2003-04
- Scott Walker (3g-2a), 2000-01

### SHOTS

#### MOST SHOTS

- 275 - Patric Hornqvist, 2009-10
- 265 - Patric Hornqvist, 2010-11
- 254 - Shea Weber, 2010-11
- 251 - Shea Weber, 2008-09
- 222 - Shea Weber, 2009-10

#### By Rookie

- 146 - Adam Hall, 2002-03
- 115 - Dan Hamhuis, 2003-04
- 113 - Randy Robitaille, 1999-00

### PENALTY MINUTES

#### MOST PENALTY MINUTES

- 242 - Patrick Cote, 1998-99
- 218 - Denny Lamert, 1998-99
- 163 - Darcy Hordichuk, 2005-06
- By Defenseman**
- 242 - Drake Berehowsky, 1998-99
- 137 - Bob Boughner, 1998-99
- 128 - Cale Hulse, 2000-01

#### By Rookie

- 242 - Patrick Cote, 1998-99
- 137 - Jordin Tootoo, 2003-04
- 74 - Nathan Perrott, 2001-02

### PLUS/MINUS

#### HIGHEST PLUS/MINUS

- +23 - David Legwand, 2006-07
- +20 - Ryan Suter, 2010-11
- Kimmo Timonen, 2006-07
- +19 - three times, last Jason Arnott, 2007-08

#### By Defenseman

- +20 - Ryan Suter, 2010-11
- Kimmo Timonen, 2006-07
- +16 - Greg Zanon, 2006-07
- Mark Eaton, 2003-04

#### By Rookie

- +19 - Alexander Radulov, 2006-07
- +15 - Cody Franson, 2009-10
- +13 - Ville Koistinen, 2007-08

### GOALTENDING

#### MOST GAMES PLAYED

- 73 - Tomas Vokoun, 2003-04
- 69 - Tomas Vokoun, 2002-03
- 64 - Pekka Rinne, 2010-11

#### By Rookie

- 52 - Pekka Rinne, 2008-09
- 37 - Tomas Vokoun, 1998-99
- 22 - Anders Lindback, 2010-11

#### MOST CONSECUTIVE GAMES PLAYED

- 38 - Tomas Vokoun, 1/16-4/6/03
- 22 - Chris Mason, 11/23/06-1/6/07
- 21 - Tomas Vokoun, 11/24/03-1/6/04

#### MOST CONSECUTIVE STARTS

- 38 - Tomas Vokoun, 1/16-4/6/03
- 21 - Chris Mason, 11/25/06-1/6/07
- Tomas Vokoun, 11/24/03-1/6/04

#### MOST MINUTES PLAYED

- 4221 - Tomas Vokoun, 2003-04
- 3974 - Tomas Vokoun, 2002-03
- 3789 - Pekka Rinne, 2010-11

#### By Rookie

- 2999 - Pekka Rinne, 2008-09
- 1954 - Tomas Vokoun, 1998-99
- 1131 - Anders Lindback, 2010-11

#### MOST WINS

- 36 - Tomas Vokoun, 2005-06
- 34 - Tomas Vokoun, 2003-04
- 33 - Pekka Rinne, 2010-11

#### By Rookie

- 29 - Pekka Rinne, 2008-09
- 12 - Tomas Vokoun, 1998-99
- 11 - Anders Lindback, 2010-11

### MOST CONSECUTIVE WINS

- 7 - Pekka Rinne, 11/12-11/25/09
- Tomas Vokoun, 10/5-10/25/05
- Tomas Vokoun, 11/21-12/4/03
- 6 - five times, last Pekka Rinne, 3/14-3/21/10

### MOST CONSECUTIVE GAMES UNBEATEN

- 7 - Pekka Rinne (7-0-0), 11/12-11/25/09
- Tomas Vokoun (7-0-0), 10/5-10/25/05
- Tomas Vokoun (7-0-0), 11/21-12/4/03
- Mike Dunham (4-0-3), 12/6-12/23/01

### MOST LOSSES

- 31 - Tomas Vokoun, 2002-03
- 29 - Tomas Vokoun, 2003-04
- 27 - Mike Dunham, 1999-00

### MOST OVERTIME LOSSES

- 9 - Pekka Rinne, 2010-11
- 7 - Tomas Vokoun, 2005-06
- 6 - Chris Mason, 2007-08

### MOST CONSECUTIVE LOSSES

-

# TEAM HISTORY & RECORDS

## INDIVIDUAL RECORDS - SEASON/GAME

### MOST SHUTOUTS

- 7 - Pekka Rinne, 2009-10
- Pekka Rinne, 2008-09
- 6 - Dan Ellis, 2007-08
- By a Rookie**
- 7 - Pekka Rinne, 2008-09
- 1 - Tomas Vokoun, 1998-99

### LONGEST SHUTOUT STREAK

- 233:39 - Dan Ellis, 3/22/08-3/30/08
- 149:04 - Pekka Rinne, 3/16-3/21/10
- 143:00 - Chris Mason, 4/8-4/13/06

### MOST GOALS

- 1 - Chris Mason, 2005-06
- MOST ASSISTS**
- 2 - four times, last Tomas Vokoun, 2006-07

### MOST POINTS

- 2 - four times, last Tomas Vokoun (2a), 2006-07
- MOST PENALTY MINUTES**
- 35 - Tomas Vokoun, 2003-04
- 28 - Tomas Vokoun, 2002-03
- 26 - Tomas Vokoun, 2005-06

## INDIVIDUAL RECORDS - GAME

### GOALS

#### MOST GOALS

- 3 - 20 times, last Blake Geoffrion, 3/20/11 at Buffalo

#### By Defenseman

- 2 - 20 times, last Ryan Suter and Shea Weber, 10/22/09 at Ottawa

#### By Goaltender

- 1 - Chris Mason, 4/15/06 vs. Phoenix

#### MOST GOALS AGAINST

- 3 - 26 times, last Ed Jovanovski, 11/3/10 at Phoenix

### ASSISTS

#### MOST ASSISTS

- 5 - Marek Zidlicky, 2/18/04 vs. San Jose
- 4 - J-P Dumont, 10/22/09 at Ottawa
- Martin Erat, 3/28/09 vs. Los Angeles
- Mike Sillinger, 3/18/06 vs. Calgary
- Dan Hamhuis, 3/4/04 at Pittsburgh
- By Defenseman**
- 5 - Marek Zidlicky, 2/18/04 vs. San Jose
- 4 - Dan Hamhuis, 3/4/04 at Pittsburgh
- 3 - 13 times, last Shea Weber, 10/18/08 vs. Columbus

#### By Rookie

- 4 - Dan Hamhuis, 3/4/04 at Pittsburgh
- 3 - Alexander Radulov, 12/23/06 vs. Los Angeles
- 2 - 21 times, last Matt Halischuk, 1/18/11 at Phoenix

#### By Rookie in his NHL debut

- 1 - 10 times, last Nick Spaling, 12/15/09 vs. Tampa Bay

#### By Goaltender

- 1 - 15 times, last Pekka Rinne (1a), 11/28/08 at Atlanta

#### MOST ASSISTS BY OPPONENT

- 5 - Peter Forsberg, 1/1/03 vs. Colorado
- Wayne Gretzky, 2/15/99 vs. NY Rangers
- 4 - five times, last Tony Lydman, 2/27/08 at Buffalo

### POINTS

#### MOST POINTS

- 5 - J-P Dumont (1g-4a), 10/22/09 at Ottawa
- Dan Hamhuis (1g-4a), 3/4/04 at Pittsburgh
- Marek Zidlicky (5a), 2/18/04 vs. San Jose
- 4 - 26 times, last Jason Arnott (1g-3a), 2/4/10 vs. Colorado

#### By Defenseman

- 5 - Dan Hamhuis (1g-4a), 3/4/04 at Pittsburgh
- Marek Zidlicky (5a), 2/18/04 vs. San Jose
- 4 - Shea Weber (1g-3a), 10/18/08 vs. Columbus
- Kimmo Timonen (1g-3a), 12/20/01 vs. Vancouver

#### By Rookie

- 5 - Dan Hamhuis (1g-4a), 3/4/04 at Pittsburgh
- 3 - five times, last Blake Geoffrion (3g), 3/20/11 at Buffalo

#### By Rookie in his NHL debut

- 1 - 10 times, last Nick Spaling (1a), 12/15/09 vs. Tampa Bay

#### By Goaltender

- 1 - 17 times, last Dan Ellis, 11/28/09 vs. Florida

#### MOST POINTS BY OPPONENT

- 6 - Peter Forsberg (1g-5a), 1/1/03 vs. Colorado
- 5 - Milan Hejduk (2g-3a), 1/1/03 vs. Colorado
- Wayne Gretzky (1g-5a), 2/15/99 vs. NY Rangers

### SPECIAL TEAMS

#### MOST POWER PLAY GOALS

- 3 - Steve Sullivan, 2/18/04 vs. San Jose
- 2 - 26 times, last Steve Sullivan, 12/17/10 at New Jersey

#### MOST POWER PLAY GOALS AGAINST

- 3 - Tomas Holmstrom, 2/24/07 vs. Detroit
- 2 - 19 times, last Teemu Selanne, 3/24/11 vs. Anaheim

#### MOST SHORTHANDED GOALS

- 2 - Scott Nichol, 1/19/08 at St. Louis

#### MOST SHORTHANDED GOALS AGAINST

- 1 - 90 times, last Pavel Datsyuk, 12/8/10 at Detroit

### SHOTS

#### MOST SHOTS

- 14 - Patric Hornqvist, 12/28/10 vs. Dallas
- 12 - Jason Arnott, 12/4/07 at Toronto
- 11 - Steve Sullivan, 11/14/09 vs. Montreal

#### By Defenseman

- 10 - Shea Weber, 1/2/10 vs. Anaheim
- Shea Weber, 2/21/08 vs. Vancouver
- 8 - eight times, last Shea Weber, 3/17/11 vs. Boston

#### By Rookie

- 9 - Adam Hall, 1/1/03 vs. Colorado
- 7 - Ville Koistinen, 12/27/07 vs. Columbus
- 6 - three times, last Shea Weber, 4/6/06 at St. Louis
- MOST SHOTS BY OPPONENT**
- 11 - Jeff Carter, 3/16/10 vs. Philadelphia

# TEAM HISTORY & RECORDS

## INDIVIDUAL RECORDS - GAME/PERIOD

### PENALTY MINUTES

#### MOST PENALTY MINUTES

- 35 - Jeremy Stevenson, 10/25/05 vs. Chicago
- 27 - Scott Nichol, 12/21/06 vs. Buffalo
- Darcy Hordichuk, 11/24/05 vs. Los Angeles

#### By Defenseman

- 25 - Greg de Vries, 3/6/08 at Vancouver
- 22 - Jamie Allison, 10/25/05 vs. Chicago
- 18 - Brendan Witt, 4/15/06 vs. Phoenix

#### By Rookie

- 19 - Marian Cisar, 1/29/01 at Phoenix
- 17 - four times, last Jordin Tootoo, 12/22/03 vs. Phoenix

#### MOST PENALTY MINUTES BY OPPONENT

- 34 - Krzysztof Oliwa, 3/20/04 at Calgary
- Steve Yzerman, 10/30/03 vs. Detroit
- 32 - Kevin Bieksa, 3/6/08 at Vancouver
- 30 - Kirk Maltby, 10/30/03 vs. Detroit

### GOALTENDING

#### MOST SAVES

- 54 - Dan Ellis, 11/11/08 at San Jose
- 52 - Mike Dunham, 10/21/98 at Detroit
- 50 - Tomas Vokoun, 12/23/98 vs. Detroit
- MOST GOALS ALLOWED**
- 7 - four times, last Tomas Vokoun, 10/5/06 vs. Chicago

#### MOST PENALTY MINUTES

- 17 - Tomas Vokoun, 3/20/04 at Calgary
- 14 - Tomas Vokoun, 1/16/03 at Calgary
- 12 - Tomas Vokoun, 1/13/06 at Carolina
- MOST SAVES AGAINST**
- 53 - Carey Price, 11/14/09 vs. Montreal
- 51 - Steve Shields, 10/14/99 vs. San Jose
- 49 - Roberto Luongo, 2/21/08 vs. Vancouver

## INDIVIDUAL RECORDS - PERIOD

### GOALS

#### MOST GOALS

- 3 - Steve Sullivan, 12/14/06 vs. Ottawa (2nd per.)
- Rob Valicevic, 11/10/99 at Chicago (1st per.)

#### MOST GOALS AGAINST

- 3 - Scottie Upshall, 1/21/10 at Phoenix (3rd per.)

### ASSISTS

#### MOST ASSISTS

- 3 - 11 times, last Martin Erat, 2/24/09 vs. Chicago (3rd per.)

#### MOST ASSISTS BY OPPONENT

- 4 - Paul Kariya, 12/16/98 at Anaheim (2nd per.)

### POINTS

#### MOST POINTS

- 3 - 29 times, last Colin Wilson (1g-2a), 1/6/11 at Los Angeles (2nd per.)

#### MOST POINTS AGAINST

- 4 - Joe Pavelski (2g-2a), 3/11/10 at San Jose (3rd per.)
- Paul Kariya (4a), 12/16/98 at Anaheim (2nd per.)
- 3 - 19 times, last Antoine Vermette (1g-2a), 2/22/11 at Columbus (3rd per.)

### SPECIAL TEAMS

#### MOST POWER PLAY GOALS

- 2 - nine times, last Patric Hornqvist, 2/4/10 vs. Colorado (2nd per.)

#### MOST POWER PLAY GOALS AGAINST

- 2 - six times, last Teemu Selanne, 3/24/11 vs. Anaheim (3rd per.)

#### MOST SHORTHANDED GOALS

- 2 - Scott Nichol, 1/19/08 at St. Louis

#### MOST SHORTHANDED GOALS AGAINST

- 1 - 90 times, last Pavel Datsyuk, 12/8/10 at Detroit (2nd per.)

### SHOTS

#### MOST SHOTS

- 7 - Jason Arnott, 12/4/07 at Toronto (3rd per.)

#### MOST SHOTS AGAINST

- 7 - Henrik Zetterberg, 2/24/07 vs. Detroit (2nd per.)
- Rob Blake, 3/4/99 at Los Angeles (3rd per.)
- Andreas Johansson, 10/17/98 at Ottawa (1st per.)

### GOALTENDING

#### MOST SAVES

- 27 - Mike Dunham, 10/21/98 at Detroit (2nd per.)
- 25 - Pekka Rinne, 2/10/09 vs. Detroit (1st per.)
- 22 - Chris Mason, 1/13/07 at Columbus (3rd per.)
- MOST SAVES AGAINST**
- 23 - Carey Price, 11/14/09 vs. Montreal (1st per.)
- 22 - Jussi Markkanen, 2/28/04 vs. NY Rangers (2nd per.)
- 21 - Jose Theodore, 3/10/03 vs. Montreal (2nd per.)
- Jocelyn Thibault, 1/8/00 vs. Chicago (1st per.)
- MOST GOALS ALLOWED**
- 5 - Pekka Rinne, 10/22/09 at Ottawa (3rd per.)



# PLAYOFFS





## PLAYOFFS

### PLAYOFF NOTES 2011 WESTERN CONFERENCE QUARTERFINALS

#### FIRST SERIES VICTORY

After 984 regular season games and 34 postseason contests, the Nashville Predators advanced to the second round of the playoffs for the first time in 2011, defeating the Anaheim Ducks in six games in the 2011 Western Conference Quarterfinals. The series win built on the Predators' success in reaching the postseason. Nashville has appeared in the playoffs in six of the last seven seasons, and is one of only six franchises to accomplish that feat (San Jose, Detroit, New Jersey, Philadelphia and Montreal are the others).

#### SCORING FROM THE BLUE LINE

Nashville's defensemen were prolific in the 2011 Playoffs. The Western Conference Quarterfinals series saw every franchise scoring record at the position fall - captain Shea Weber set marks for goals and points, while fellow Sycamours, B.C., native Cody Franson notched four assists, besting a mark shared by Weber and four others. The captain started off the scoring for Nashville in the postseason, notching the team's first goal in Game One against Anaheim just 4:13 into the first period; the next game was a multi-point effort for the 2011 Norris Trophy finalist, as he posted a goal and an assist. By virtue of his performance, Weber moved into a tie for third all-time in franchise postseason scoring among all Predators skaters with 17 points (8q-9a). All-in-all, Predators blueliners factored into 14 of the 22 goals scored by Nashville against Anaheim and combined for 22 points in the playoffs. The Predators used six defensemen during the 2011 postseason, none of which were older than 27 (Shane O'Brien), making them the only playoff team to not dress a blueliner 30 years or older.

## - WESTERN CONFERENCE QUARTERFINALS -

#### GAME ONE- (APRIL 13): NASHVILLE 4, ANAHEIM 1 AT THE HONDA CENTER

For the second consecutive year, Nashville opened a playoff series with a 4-1 road win, its second win on opposition ice in franchise history... Mike Fisher set a playoff career high with three points (2g-1a). It was the eighth two-goal performance in franchise playoff history, and only the third time a Predator has picked up three or more points. Fisher's second goal 56 seconds into the final frame was the quickest to open a third period in Predators playoff history... Pekka Rinne came within nine minutes of picking up his first-ever playoff shutout, allowing only a Teemu Selanne five-on-three power-play goal at the 11:24 mark of the third period. Rinne stopped 27 of 28 shots, including 11 of 12 in the third period... The teams combined for 50 penalty minutes in the third period, with Anaheim's 40 PIMs just one minute shy of the most ever accumulated by an opposing team in a period.

#### GAME TWO- (APRIL 15): ANAHEIM 5, NASHVILLE 3 AT THE HONDA CENTER

Despite taking the loss, the Predators set a number of road records in Game Two - the team scored two power-play goals on the road for the first time in franchise playoff history, the 34 shots recorded by Nashville set a high and the six-shot advantage (34-28) tied the franchise mark... Patric Hornqvist scored his first career playoff goal... Sergei Kostitsyn had a pair of assists... Pekka Rinne stopped 22 of the 24 shots he faced at even strength.

#### GAME THREE- (APRIL 17): NASHVILLE 4, ANAHEIM 3 AT BRIDGESTONE ARENA

Nashville's first two goals - scored by Martin Erat and Jordin Tootoo - were scored just 38 seconds apart... The 16 total shots allowed were the fewest ever by an opponent in a postseason game, and the 21-shot advantage enjoyed by the Predators nearly tripled the previous record. Fourteen players on the Nashville roster recorded a shot on goal. Despite being outscored by Anaheim in the second frame, the Predators managed 15 shots on goal, matching the most ever recorded in a period by the team in a postseason game... The teams combined for 71 hits. Shane O'Brien led the Predators with six hits... Pekka Rinne earned his fourth postseason win, moving him ahead of Tomas Vokoun for the most in franchise history.

#### A SCORING EQUILIBRIUM

Similar to the team's regular season success, the Nashville Predators' playoff victories were achieved through a balanced scoring attack. Eighteen of 20 skaters earned a point on the scoresheet, and 17 earned at least two. Veteran players such as Joel Ward (13 pts), David Legwand (9 pts) and Mike Fisher (7 pts) led the way, but the team also saw contributions from younger players such as Nick Spaling - whose second goal of Game Six against Anaheim capped a four-point outburst in the series' final two games, along with late-season recalls Matt Halischuk, Blake Geoffrion and Jonathon Blum, each of whom ended up with a pair of points. Goaltender Pekka Rinne also found his name in the assist column, aiding on Spaling's second goal in the WCO clincher.

#### ANAHEIM SERIES QUICK HITS

The Predators outscored Anaheim 15-10 in five-on-five play... The Predators outshot the Ducks, recorded at least 30 shots and/or held Anaheim to fewer than 30 shots in five of the six games... The Nashville power play went 6-of-27 (22 percent), scoring in five of the six games... Nashville won 54 percent of the face-offs against Anaheim. Legwand, Spaling, Smithson, Geoffrion and Fisher all finished the series at greater than 50 percent on the draw... Four different Predators scored game-winning goals... Hornqvist set a franchise mark with 29 shots in the series. Weber's five points were a high for a defenseman in a single series.

#### GAME FOUR- (APRIL 20): ANAHEIM 6, NASHVILLE 3 AT BRIDGESTONE ARENA

Nashville and Anaheim traded momentum in the first two periods, with the Ducks taking a two-goal lead just over five minutes into the game before seeing the Predators eventually tie things up in the second period... The three goals scored in the first period were the fastest three goals (both teams combined) in franchise history, coming in a span of 1:04... Anders Lindback saw his first NHL postseason action in relief of Pekka Rinne... The Ducks set series highs for shots in a game (38) and in a period (16 in the first)... The six goals were the most ever allowed by the Predators in a postseason contest... Jordin Tootoo's 22 penalty minutes were a franchise high... Nashville extended its streak of postseason games with a man-advantage goal to four - a franchise record.

#### GAME FIVE- (APRIL 22): NASHVILLE 4, ANAHEIM 3 (OT) AT THE HONDA CENTER

A four-goal third period broke open what was the third consecutive game tied after two periods (1-1). With the score at 3-2 heading into the 60th minute, Pekka Rinne headed to the bench for the extra attacker; the move paid off with Shea Weber putting a wrist shot behind Ray Emery through the extra traffic with just 35 seconds remaining in the period, setting the stage for the fourth overtime game in Predators playoff history. Jerred Smithson would provide the heroics for Nashville, scoring less than two minutes into sudden death, giving the franchise its first overtime victory in the postseason and marking the first time the franchise had won three games in a series... Kevin Klein scored his first NHL playoff goal in the first period, with Nick Spaling earning his first NHL playoff point on the assist... The game marked the first time in the series Nashville failed to score a power-play goal.

#### GAME SIX- (APRIL 24): NASHVILLE 4, ANAHEIM 2 AT BRIDGESTONE ARENA

The Nashville Predators won their first-ever playoff series, defeating the Anaheim Ducks in front of the home crowd... Nick Spaling had two goals, his first of the playoffs. Jordin Tootoo earned two assists for a second consecutive game and Joel Ward extended his point streak to a franchise-record five games... David Legwand scored the empty-net goal to secure the win... Pekka Rinne notched an assist on the game-winning goal, the first time a Nashville goaltender was credited with a point in the playoffs... The Predators were called for only two minor penalties in the game.

## PLAYOFFS

### PLAYOFF NOTES 2011 WESTERN CONFERENCE SEMIFINALS

#### JOEL WARD STEPS UP

At the completion of the second round, Joel Ward found himself third in playoff scoring, behind only Pavel Datsyuk and Ryan Kesler, with 13 points (7g-6a) in 12 games. Eight of Ward's points came in the Western Conference Semifinals against Vancouver, highlighted by a two-point effort in Game Four, and a three-point outing - only the fourth in franchise history - in Game Five. His performance against the Canucks set a franchise record for points in a single series and moved him into a tie for third in all-time postseason scoring for the club. The right wing's incredible run included points in 10 of the Predators' games, comprised of a pair of five-game streaks - the only times in franchise playoff history a skater has earned points in as many consecutive games.

#### BATTLE OF THE NETMINDERS

Both Pekka Rinne and Roberto Luongo earned Vezina Trophy nominations for their work in 2010-11. The Western Conference Semifinals showed why they were deserving recipients of the honor. While Luongo would ultimately be the one to advance, Rinne posted a 1.94 goals-against average and a 93.2 save percentage in the series as he frustrated a Canucks' offense that had scored the most goals in the NHL in the regular season. The Finnish netminder was the First Star selection in each of the first two games and stopped 105 of 110 shots in the opening three games of the series.

## - WESTERN CONFERENCE SEMIFINALS -

#### GAME ONE- (APRIL 28): VANCOUVER 1, NASHVILLE 0 AT ROGERS ARENA

In stark contrast to the Predators' vanquishing of the Anaheim Ducks, the opening game of the Western Conference Semifinals was a low-scoring affair, with only one puck finding the back of the net. Pekka Rinne saw plenty of action, stopping 16 shots in the first period alone. Vancouver would finally break through with a second-period goal and would fend off a Predators attack that more than doubled the Canucks in shots in the contest's final frame (9-4)... The teams were each 0-for-5 on the power play, continuing a trend from the regular season that saw only one special teams goal scored in the four matchups... The teams combined for 27 blocked shots (NSH 15, VAN 12)... Jerred Smithson won 7-of-10 face-offs... Shea Weber dished out a team-high four hits... Ryan Suter played a game-high 29:00.

#### GAME TWO- (APRIL 30): NASHVILLE 2, VANCOUVER 1 (2 OT) AT ROGERS ARENA

At more than 94 minutes, Game Two was the longest in Predators' postseason history. Matt Halischuk ended double overtime with his second goal of the postseason... Nashville's 46 shots and the 79 shots by both teams combined were each franchise highs for a playoff game. The 13-shot advantage held by the Predators also set a new mark for a road game... Nashville held the advantage in shots (46-33), hits (41-34), blocked shots (23-19) and face-off wins (57-43). Kevin Klein recorded a game-high five blocked shots. David Legwand was 18-of-23 (78 percent) in the face-off circle... Suter and Shea Weber each played more than 42 minutes... Before Suter's goal at 18:53 of the third period, the Predators' scoreless streak had extended to 119:03 - the longest in franchise playoff history.

#### GAME THREE- (MAY 3): VANCOUVER 3, NASHVILLE 2 (OT) AT BRIDGESTONE ARENA

For a second consecutive game, extra time was needed to determine a winner. Nashville jumped out to an early lead in front of the home crowd on a shorthanded marker off the stick of David Legwand, his second career postseason goal with a man down... The loss in overtime was the Predators' first extra-time defeat in the 2011 postseason after winning in their two previous attempts... In stopping 44 of 47 shots, Pekka Rinne posted a save percentage of at least .926 for a fourth consecutive game... Nashville had a franchise-record shutout streak of 93:51 snapped at 1:00 of the second period.

#### END-OF-GAME RESILIENCY

The Predators delivered timely scoring in the first two rounds of the playoffs with 14 third-period goals, leading the League in the category. The haul included a Shea Weber goal with only 35 seconds remaining in the third period in Game Five of the WCO, and a Ryan Suter tally with 1:07 remaining in the third frame in Game Two of the WCS. The team also captured its first overtime victory in postseason play in Game Five against Anaheim, and added another extra-time win - a 94-minute double-overtime marathon, the longest game in Predators history - in Game Two against Vancouver.

#### VANCOUVER QUICK HITS

Joel Ward and David Legwand each had four goals, tying the franchise single-series mark. Two of Legwand's goals came while shorthanded, bringing his career total to three (the Predators have a total of six shorthanded goals in playoff history)... Pekka Rinne's 1.94 GAA established a franchise low, while his 93.2 series save percentage was second best in Predators history... Nashville outlit Vancouver 167-155 in the series... The Predators had more blocked shots than the Canucks in four of the six games (108-90 overall), including a 30-17 advantage in Game Five... Nashville averaged just more than seven penalty minutes per game against Vancouver, after averaging nearly 13 PIM in the WCO.

#### GAME FOUR- (MAY 5): VANCOUVER 4, NASHVILLE 2 AT BRIDGESTONE ARENA

For the third straight game Nashville scored a third-period goal to tie the score going down the stretch... Joel Ward and Cody Franson both notched two points in the game... Ward's power-play goal was the Predators' first of the series... Cody Franson scored his first NHL playoff goal... Patric Hornqvist had a team-high five shots. Shea Weber blocked a game-high five shots. Nick Spaling won 9 of his 12 face-offs... Smithson left the game with an upper-body injury in the first period. Steve Sullivan did not play due to a lower-body injury sustained in Game Three. Colin Wilson made his 2011 Playoffs debut in Sullivan's place.

#### GAME FIVE- (MAY 7): NASHVILLE 4, VANCOUVER 3 AT ROGERS ARENA

The Predators' third period play continued to be strong in Game Five, with Joel Ward netting a pair of goals, including the eventual game-winner - the team's 14th third-frame marker of the playoffs. Ward joined David Legwand as a two-goal scorer on the night and posted his second straight multi-point game. Legwand opened the scoring with his second shorthanded tally of the 2011 postseason at the 3:42 mark of the first period... Ward had a game-high five shots on net... The Predators blocked 30 shots. Mike Fisher and Kevin Klein each had six blocks... Klein and Ward were each +3... Ward's first goal of the game marked the third time in 11 games that Nashville scored in the first 90 seconds of the third period... Pekka Rinne allowed more than two even-strength goals for only the second time in the playoffs... The win was the Predators' second on road ice in the series, and fourth of the playoffs, and was also Nashville's first win when facing elimination in a series... Nashville had a franchise-record road shutout streak of 78:50 snapped at 5:59 of the first period.

#### GAME SIX- (MAY 9): VANCOUVER 2, NASHVILLE 1 AT BRIDGESTONE ARENA

Nashville outshot Vancouver for the second time in the series as the Predators held the Canucks to only two shots in the second period. Shea Weber had a game-high six shots on goal, including five of Nashville's 11 in the first period... Jordin Tootoo had a game-high five hits... David Legwand extended his point streak to four games... Joel Ward matched his five-game point streak from the Western Conference Quarterfinal series against Anaheim with an assist. Ward finished the series with eight points, setting a franchise mark.



## PLAYOFFS

## WESTERN CONFERENCE QUARTERFINALS



## - NASHVILLE PREDATORS VS ANAHEIM DUCKS -



## 2011 PLAYOFFS - ROUND 1 SERIES

## @ NASHVILLE

| Date       | Score         | W/Goal       |
|------------|---------------|--------------|
| 24 Apr '11 | ANA 2 @ NSH 4 | Nick Spaling |
| 20 Apr '11 | ANA 6 @ NSH 3 | Corey Perry  |
| 17 Apr '11 | ANA 3 @ NSH 4 | Mike Fisher  |

## @ ANAHEIM

| Date         | Score         | W/Goal          |
|--------------|---------------|-----------------|
| 22 Apr '11 * | NSH 4 @ ANA 3 | Jerred Smithson |
| 15 Apr '11   | NSH 3 @ ANA 5 | Ryan Getzlaf    |
| 13 Apr '11   | NSH 4 @ ANA 1 | Steve Sullivan  |

\* overtime

## GOALS BY PERIOD

|           | 1st | 2nd | 3rd | OT | Total |
|-----------|-----|-----|-----|----|-------|
| Nashville | 6   | 6   | 9   | 1  | 22    |
| Anaheim   | 5   | 7   | 8   | 0  | 20    |

## SHOTS BY PERIOD

|           | 1st | 2nd | 3rd | OT | Total |
|-----------|-----|-----|-----|----|-------|
| Nashville | 64  | 68  | 55  | 3  | 190   |
| Anaheim   | 50  | 56  | 57  | 0  | 163   |

## INDIVIDUAL SCORING

| PREDATORS        |    |   |   |   |     |     |    |    |  |
|------------------|----|---|---|---|-----|-----|----|----|--|
| PLAYER           | GP | G | A | P | +/- | PIM | PP | SH |  |
| Mike Fisher      | 6  | 3 | 3 | 6 | 2   | 7   | 0  | 0  |  |
| Joel Ward        | 6  | 3 | 2 | 5 | -1  | 6   | 1  | 0  |  |
| Shea Weber       | 6  | 3 | 2 | 5 | 4   | 2   | 2  | 0  |  |
| Jordin Tootoo    | 6  | 1 | 4 | 5 | 3   | 22  | 0  | 0  |  |
| David Legwand    | 6  | 2 | 2 | 4 | -1  | 6   | 1  | 0  |  |
| Nick Spaling     | 6  | 2 | 2 | 4 | 2   | 0   | 0  | 0  |  |
| Cody Franson     | 6  | 0 | 4 | 4 | 0   | 0   | 0  | 0  |  |
| Sergei Kostitsyn | 6  | 0 | 4 | 4 | 1   | 0   | 0  | 0  |  |
| Patric Hornqvist | 6  | 2 | 1 | 3 | 1   | 0   | 1  | 0  |  |
| Steve Sullivan   | 6  | 2 | 1 | 3 | 0   | 0   | 0  | 0  |  |
| Kevin Klein      | 6  | 1 | 2 | 3 | 2   | 4   | 0  | 0  |  |
| Martin Erat      | 4  | 1 | 2 | 3 | 0   | 2   | 1  | 0  |  |
| Ryan Suter       | 6  | 0 | 3 | 3 | 2   | 4   | 0  | 0  |  |
| Jerred Smithson  | 6  | 1 | 1 | 2 | 1   | 4   | 0  | 0  |  |
| Jonathon Blum    | 6  | 0 | 2 | 2 | 2   | 0   | 0  | 0  |  |
| Blake Geoffrion  | 6  | 0 | 2 | 2 | 1   | 4   | 0  | 0  |  |
| Matt Halischuk   | 6  | 1 | 0 | 1 | 2   | 0   | 0  | 0  |  |
| J-P Dumont       | 2  | 0 | 1 | 1 | 1   | 2   | 0  | 0  |  |
| Shane O'Brien    | 6  | 0 | 0 | 0 | -2  | 14  | 0  | 0  |  |

Power Play: 6-27 22.2% / Penalty Killing: 14-22 63.6%

| DUCKS               |    |   |   |   |     |     |    |    |  |
|---------------------|----|---|---|---|-----|-----|----|----|--|
| PLAYER              | GP | G | A | P | +/- | PIM | PP | SH |  |
| Corey Perry         | 6  | 2 | 6 | 8 | 0   | 4   | 1  | 1  |  |
| Teemu Selanne       | 6  | 6 | 1 | 7 | -3  | 12  | 4  | 0  |  |
| Saku Koivu          | 6  | 1 | 6 | 7 | -2  | 6   | 0  | 0  |  |
| Ryan Getzlaf        | 6  | 2 | 4 | 6 | 0   | 9   | 0  | 0  |  |
| Jason Blake         | 6  | 3 | 1 | 4 | -3  | 0   | 2  | 0  |  |
| Bobby Ryan          | 4  | 3 | 1 | 4 | 2   | 2   | 0  | 0  |  |
| Cam Fowler          | 6  | 1 | 3 | 4 | 1   | 2   | 1  | 0  |  |
| Lubomir Visnovsky   | 6  | 0 | 3 | 3 | -2  | 2   | 0  | 0  |  |
| Brandon McMillan    | 6  | 1 | 1 | 2 | 0   | 0   | 0  | 0  |  |
| Francois Beauchemin | 6  | 0 | 2 | 2 | 1   | 2   | 0  | 0  |  |
| Matt Beleskey       | 6  | 1 | 0 | 1 | -1  | 4   | 0  | 0  |  |
| Todd Marchant       | 6  | 0 | 1 | 1 | -3  | 4   | 0  | 0  |  |
| Luca Sbisa          | 6  | 0 | 1 | 1 | -4  | 8   | 0  | 0  |  |
| Toni Lydman         | 6  | 0 | 0 | 0 | -2  | 2   | 0  | 0  |  |
| George Parros       | 6  | 0 | 0 | 0 | -1  | 16  | 0  | 0  |  |
| Nick Bonino         | 4  | 0 | 0 | 0 | -1  | 2   | 0  | 0  |  |
| Sheldon Brookbank   | 4  | 0 | 0 | 0 | -2  | 14  | 0  | 0  |  |
| Andreas Lilja       | 3  | 0 | 0 | 0 | 0   | 0   | 0  | 0  |  |
| Jarkko Ruutu        | 3  | 0 | 0 | 0 | -1  | 12  | 0  | 0  |  |
| Brad Winchester     | 3  | 0 | 0 | 0 | 0   | 4   | 0  | 0  |  |
| Kyle Palmieri       | 1  | 0 | 0 | 0 | 0   | 0   | 0  | 0  |  |
| Dan Sexton          | 1  | 0 | 0 | 0 | 0   | 2   | 0  | 0  |  |
| Andy Sutton         | 1  | 0 | 0 | 0 | 0   | 2   | 0  | 0  |  |

Power Play: 8-22 36.4% / Penalty Killing: 21-27 77.8%

## GOALTENDING

## PREDATORS

|                 | GP | MIN | W-L-OT | GA | SA  | SV  | GAA  | SV%   |
|-----------------|----|-----|--------|----|-----|-----|------|-------|
| Pekka Rinne     | 6  | 346 | 4-2-0  | 19 | 153 | 134 | 3.29 | .876  |
| Anders Lindback | 1  | 13  | 0-0-0  | 0  | 9   | 9   | 0.00 | 1.000 |

## DUCKS

|           | GP | MIN | W-L-OT | GA | SA  | SV  | GAA  | SV%  |
|-----------|----|-----|--------|----|-----|-----|------|------|
| Ray Emery | 6  | 319 | 2-3-0  | 17 | 135 | 148 | 3.19 | .897 |
| Dan Ellis | 1  | 41  | 0-1-0  | 4  | 24  | 20  | 5.86 | .833 |

## PLAYOFFS

## WESTERN CONFERENCE SEMIFINALS



## - NASHVILLE PREDATORS VS VANCOUVER CANUCKS -



## 2011 PLAYOFFS - ROUND 2 SERIES

## @ NASHVILLE

| Date         | Score         | W/Goal       |
|--------------|---------------|--------------|
| 09 May '11   | VAN 2 @ NSH 1 | Daniel Sedin |
| 05 May '11   | VAN 4 @ NSH 2 | Ryan Kesler  |
| 03 May '11 * | VAN 3 @ NSH 2 | Ryan Kesler  |

## @ VANCOUVER

| Date         | Score         | W/Goal         |
|--------------|---------------|----------------|
| 09 May '11   | NSH 4 @ VAN 3 | Joel Ward      |
| 30 Apr '11 * | NSH 2 @ VAN 1 | Matt Halischuk |
| 28 Apr '11   | NSH 0 @ VAN 1 | Chris Higgins  |

\* overtime

## GOALS BY PERIOD

|           | 1st | 2nd | 3rd | OT | Total |
|-----------|-----|-----|-----|----|-------|
| Nashville | 3   | 2   | 5   | 1  | 11    |
| Vancouver | 5   | 4   | 4   | 1  | 14    |

## SHOTS BY PERIOD

|           | 1st | 2nd | 3rd | OT | Total |
|-----------|-----|-----|-----|----|-------|
| Nashville | 47  | 41  | 62  | 14 | 164   |
| Vancouver | 67  | 43  | 56  | 25 | 191   |

## INDIVIDUAL SCORING

| PREDATORS        |    |   |   |   |     |     |    |    |  |
|------------------|----|---|---|---|-----|-----|----|----|--|
| PLAYER           | GP | G | A | P | +/- | PIM | PP | SH |  |
| Joel Ward        | 6  | 4 | 4 | 8 | 5   | 0   | 1  | 0  |  |
| David Legwand    | 6  | 4 | 1 | 5 | 2   | 2   | 0  | 2  |  |
| Ryan Suter       | 6  | 1 | 2 | 3 | 0   | 2   | 0  | 0  |  |
| Martin Erat      | 6  | 0 | 3 | 3 | 0   | 4   | 0  | 0  |  |
| Cody Franson     | 6  | 1 | 1 | 2 | 0   | 0   | 0  | 0  |  |
| Nick Spaling     | 6  | 0 | 2 | 2 | 1   | 0   | 0  | 0  |  |
| Matt Halischuk   | 6  | 1 | 0 | 1 | -3  | 0   | 0  | 0  |  |
| Mike Fisher      | 6  | 0 | 1 | 1 | -3  | 4   | 0  | 0  |  |
| Sergei Kostitsyn | 6  | 0 | 1 | 1 | -1  | 2   | 0  | 0  |  |
| Jordin Tootoo    | 6  | 0 | 1 | 1 | 1   | 6   | 0  | 0  |  |
| Jonathon Blum    | 6  | 0 | 0 | 0 | 0   | 0   | 0  | 0  |  |
| Blake Geoffrion  | 6  | 0 | 0 | 0 | 0   | 0   | 0  | 0  |  |
| Patric Hornqvist | 6  | 0 | 0 | 0 | -3  | 6   | 0  | 0  |  |
| Kevin Klein      | 6  | 0 | 0 | 0 | 1   | 2   | 0  | 0  |  |
| Shane O'Brien    | 6  | 0 | 0 | 0 | 0   | 4   | 0  | 0  |  |
| Shea Weber       | 6  | 0 | 0 | 0 | -1  | 6   | 0  | 0  |  |
| Jerred Smithson  | 5  | 0 | 0 | 0 | 1   | 4   | 0  | 0  |  |
| Steve Sullivan   | 3  | 0 | 0 | 0 | 2   | 2   | 0  | 0  |  |
| Colin Wilson     | 3  | 0 | 0 | 0 | -1  | 0   | 0  | 0  |  |
| J-P Dumont       | 1  | 0 | 0 | 0 | -2  | 0   | 0  | 0  |  |

Power Play: 1-21 4.8% / Penalty Killing: 14-18 77.8%

| CANUCKS           |    |   |   |    |     |     |    |    |  |
|-------------------|----|---|---|----|-----|-----|----|----|--|
| PLAYER            | GP | G | A | P  | +/- | PIM | PP | SH |  |
| Ryan Kesler       | 6  | 5 | 6 | 11 | 2   | 4   | 3  | 0  |  |
| Christian Ehrhoff | 6  | 1 | 4 | 5  | -3  | 8   | 0  | 0  |  |
| Henrik Sedin      | 6  | 1 | 3 | 4  | -4  | 2   | 0  | 0  |  |
| Chris Higgins     | 6  | 2 | 1 | 3  | 4   | 2   | 0  | 0  |  |
| Alexander Edler   | 6  | 1 | 2 | 3  | 1   | 2   | 0  | 0  |  |
| Daniel Sedin      | 6  | 1 | 2 | 3  | -6  | 0   | 1  | 0  |  |
| Alexandre Burrows | 6  | 1 | 1 | 2  | -3  | 0   | 0  | 1  |  |
| Mason Raymond     | 6  | 1 | 1 | 2  | 0   | 0   | 0  | 0  |  |
| Raffi Torres      | 6  | 1 | 1 | 2  | 3   | 2   | 0  | 0  |  |
| Kevin Bieksa      | 6  | 0 | 1 | 1  | 2   | 6   | 0  | 0  |  |
| Dan Hamhuis       | 6  | 0 | 1 | 1  | 1   | 0   | 0  | 0  |  |
| Jannik Hansen     | 6  | 0 | 1 | 1  | 4   | 0   | 0  | 0  |  |
| Maxim Lapierre    | 6  | 0 | 1 | 1  | 2   | 6   | 0  | 0  |  |
| Mikael Samuelsson | 5  | 0 | 1 | 1  | -2  | 4   | 0  | 0  |  |
| Tanner Glass      | 6  | 0 | 0 | 0  | -1  | 0   | 0  | 0  |  |
| Aaron Rome        | 6  | 0 | 0 | 0  | 1   | 2   | 0  | 0  |  |
| Cody Hodgson      | 4  | 0 | 0 | 0  | -1  | 0   | 0  | 0  |  |
| Sami Salo         | 3  | 0 | 0 | 0  | 1   | 2   | 0  | 0  |  |
| Keith Ballard     | 2  | 0 | 0 | 0  | -1  | 4   | 0  | 0  |  |
| Victor Oreskovich | 2  | 0 | 0 | 0  | 0   | 0   | 0  | 0  |  |
| Andrew Alberts    | 1  | 0 | 0 | 0  | -1  | 0   | 0  | 0  |  |
| Jeff Tambellini   | 1  | 0 | 0 | 0  | 0   | 0   | 0  | 0  |  |

Power Play: 4-18 22.2% / Penalty Killing: 20-21 95.2%

## GOALTENDING

## PREDATORS

|             | GP | MIN | W-L-OT | GA | SA  | SV  | GAA  | SV%  |
|-------------|----|-----|--------|----|-----|-----|------|------|
| Pekka Rinne | 6  | 402 | 2-4-0  | 13 | 190 | 144 | 1.94 | .932 |

## CANUCKS

|                | GP | MIN | W-L-OT | GA | SA  | SV  | GAA  | SV%  |
|----------------|----|-----|--------|----|-----|-----|------|------|
| Roberto Luongo | 6  | 404 | 4-2-0  | 11 | 164 | 153 | 1.63 | .933 |

# PLAYOFFS

## 2011 FINAL SCORING

| POS | NO. | PLAYER            | GP | TOU/G | SHIFTS/GAME | G | A | PTS | +/- | PIM | PP | SH | GW | S  | S%   | F/O W-L | F/O WIN% | H  | BS |
|-----|-----|-------------------|----|-------|-------------|---|---|-----|-----|-----|----|----|----|----|------|---------|----------|----|----|
| RW  | 29  | Joel Ward         | 12 | 20:25 | 29.5        | 7 | 6 | 13  | 4   | 6   | 2  | 0  | 1  | 28 | 25.0 | 15-23   | 39.5     | 22 | 4  |
| C   | 11  | David Legwand     | 12 | 22:06 | 31.9        | 6 | 3 | 9   | 1   | 8   | 1  | 2  | 0  | 31 | 19.4 | 124-123 | 50.2     | 10 | 4  |
| C   | 12  | Mike Fisher       | 12 | 20:43 | 30.3        | 3 | 4 | 7   | -1  | 11  | 0  | 0  | 1  | 25 | 12.0 | 117-130 | 47.4     | 25 | 15 |
| LW  | 13  | Nick Spaling      | 12 | 15:19 | 23.8        | 2 | 4 | 6   | 3   | 0   | 0  | 0  | 1  | 11 | 18.2 | 59-52   | 53.2     | 16 | 10 |
| D   | 4   | Cody Franson      | 12 | 15:19 | 22.1        | 1 | 5 | 6   | 0   | 0   | 0  | 0  | 0  | 22 | 4.5  | 0-0     | 0.0      | 8  | 9  |
| RW  | 10  | Martin Erat       | 10 | 19:15 | 28.5        | 1 | 5 | 6   | 0   | 6   | 1  | 0  | 0  | 15 | 6.7  | 2-4     | 33.3     | 11 | 3  |
| D   | 20  | Ryan Suter        | 12 | 28:51 | 34.2        | 1 | 5 | 6   | 2   | 6   | 0  | 0  | 0  | 23 | 4.3  | 0-0     | 0.0      | 21 | 21 |
| RW  | 22  | Jordin Tootoo     | 12 | 13:26 | 19.9        | 1 | 5 | 6   | 4   | 28  | 0  | 0  | 0  | 30 | 3.3  | 0-1     | 0.0      | 31 | 0  |
| D   | 6   | Shea Weber        | 12 | 27:58 | 34.3        | 3 | 2 | 5   | 3   | 8   | 2  | 0  | 0  | 38 | 7.9  | 0-0     | 0.0      | 30 | 24 |
| LW  | 74  | Sergei Kostitsyn  | 12 | 18:21 | 27          | 0 | 5 | 5   | 0   | 2   | 0  | 0  | 0  | 10 | 0.0  | 0-1     | 0.0      | 8  | 1  |
| RW  | 27  | Patric Hornqvist  | 12 | 15:16 | 22.9        | 2 | 1 | 3   | -2  | 6   | 1  | 0  | 0  | 43 | 4.7  | 0-2     | 0.0      | 15 | 8  |
| LW  | 26  | Steve Sullivan    | 9  | 9:23  | 14.8        | 2 | 1 | 3   | 2   | 2   | 0  | 0  | 1  | 7  | 28.6 | 0-1     | 0.0      | 3  | 0  |
| D   | 8   | Kevin Klein       | 12 | 20:14 | 29          | 1 | 2 | 3   | 3   | 6   | 0  | 0  | 0  | 15 | 6.7  | 0-0     | 0.0      | 27 | 27 |
| RW  | 24  | * Matt Halischuk  | 12 | 11:45 | 18.2        | 2 | 0 | 2   | -1  | 0   | 0  | 0  | 1  | 7  | 28.6 | 1-5     | 16.7     | 3  | 3  |
| C   | 25  | Jerred Smithson   | 11 | 14:09 | 23.6        | 1 | 1 | 2   | 2   | 8   | 0  | 0  | 1  | 16 | 6.3  | 53-44   | 54.6     | 22 | 5  |
| LW  | 5   | * Blake Geoffrion | 12 | 7:37  | 12.2        | 0 | 2 | 2   | 1   | 4   | 0  | 0  | 0  | 12 | 0.0  | 27-23   | 54       | 13 | 3  |
| D   | 7   | * Jonathon Blum   | 12 | 18:51 | 27.4        | 0 | 2 | 2   | 2   | 0   | 0  | 0  | 0  | 11 | 0.0  | 0-0     | 0.0      | 14 | 24 |
| RW  | 71  | J-P Dumont        | 3  | 6:48  | 9.7         | 0 | 1 | 1   | -1  | 2   | 0  | 0  | 0  | 2  | 0.0  | 0-0     | 0.0      | 2  | 0  |
| G   | 35  | Pekka Rinne       | 12 | --    | --          | 0 | 1 | 1   | 0   | 0   | 0  | 0  | 0  | 0  | 0.0  | --      | --       | -- | -- |
| G   | 39  | * Anders Lindback | 1  | --    | --          | 0 | 0 | 0   | 0   | 0   | 0  | 0  | 0  | 0  | 0.0  | --      | --       | -- | -- |
| D   | 55  | Shane O'Brien     | 12 | 16:47 | 23.6        | 0 | 0 | 0   | -2  | 18  | 0  | 0  | 0  | 6  | 0.0  | 0-0     | 0.0      | 42 | 20 |
| C   | 33  | Colin Wilson      | 3  | 11:37 | 18          | 0 | 0 | 0   | -1  | 0   | 0  | 0  | 0  | 2  | 0.0  | 2-1     | 66.7     | 3  | 3  |

\* - denotes rookie

| NO.              | GOALTENDER        | GP | MIN | GAA  | W | L | SO | GA | SA  | SV%   | G | A | PIM |
|------------------|-------------------|----|-----|------|---|---|----|----|-----|-------|---|---|-----|
| 35               | Pekka Rinne       | 12 | 748 | 2.57 | 6 | 6 | 0  | 32 | 343 | 0.907 | 0 | 1 | 0   |
| 39               | * Anders Lindback | 1  | 13  | 0.00 | 0 | 0 | 0  | 0  | 9   | 1.000 | 0 | 0 | 0   |
| Empty-Net Goals  |                   |    |     |      |   |   |    | 2  | 2   |       |   |   |     |
| NASHVILLE TOTALS |                   | 12 | 768 | 2.66 | 6 | 6 | 0  | 34 | 354 | .904  | 0 | 1 | 0   |



# PLAYOFFS

## 2011 SCORING BREAKDOWN

### RECORD WHEN SCORING

| #      | PLAYER           | 1ST | 2ND | 3RD | OT | TOTAL | RECORD WHEN SCORING |
|--------|------------------|-----|-----|-----|----|-------|---------------------|
| 4      | Cody Franson     | 0   | 0   | 1   | 0  | 1     | 1-0-0               |
| 5      | Blake Geoffrion  | 0   | 0   | 0   | 0  | 0     | 0-0-0               |
| 6      | Shea Weber       | 1   | 1   | 1   | 0  | 3     | 2-1-0               |
| 7      | Jonathon Blum    | 0   | 0   | 0   | 0  | 0     | 0-0-0               |
| 8      | Kevin Klein      | 1   | 0   | 0   | 0  | 1     | 1-0-0               |
| 10     | Martin Erat      | 1   | 0   | 0   | 0  | 1     | 1-0-0               |
| 11     | David Legwand    | 2   | 2   | 2   | 0  | 6     | 3-2-0               |
| 12     | Mike Fisher      | 0   | 1   | 2   | 0  | 3     | 2-0-0               |
| 13     | Nick Spaling     | 1   | 0   | 1   | 0  | 2     | 1-0-0               |
| 20     | Ryan Suter       | 0   | 0   | 1   | 0  | 1     | 1-0-0               |
| 22     | Jordin Tootoo    | 1   | 0   | 0   | 0  | 1     | 1-0-0               |
| 24     | Matt Halischuk   | 0   | 1   | 0   | 1  | 2     | 1-1-0               |
| 25     | Jerred Smithson  | 0   | 0   | 0   | 1  | 1     | 1-0-0               |
| 26     | Steve Sullivan   | 0   | 2   | 0   | 0  | 2     | 2-0-0               |
| 27     | Patric Hornqvist | 1   | 0   | 1   | 0  | 2     | 0-2-0               |
| 29     | Joel Ward        | 1   | 1   | 5   | 0  | 7     | 2-4-0               |
| 55     | Shane O'Brien    | 0   | 0   | 0   | 0  | 0     | 0-0-0               |
| 74     | Sergei Kostitsyn | 0   | 0   | 0   | 0  | 0     | 0-0-0               |
| TOTALS |                  | 9   | 8   | 14  | 2  | 33    |                     |

| POS         | NO. | PLAYER           | HOME |    |     | ROAD |    |     | EVEN STRENGTH |    |     | POWER PLAY |    |     | SHORT HANDED |   |     | TOTAL |    |     |
|-------------|-----|------------------|------|----|-----|------|----|-----|---------------|----|-----|------------|----|-----|--------------|---|-----|-------|----|-----|
|             |     |                  | G    | A  | PTS | G    | A  | PTS | G             | A  | PTS | G          | A  | PTS | G            | A | PTS | G     | A  | PTS |
| D           | 7   | Jonathon Blum    | 0    | 1  | 1   | 0    | 1  | 1   | 0             | 2  | 2   | 0          | 0  | 0   | 0            | 0 | 0   | 0     | 2  | 2   |
| RW          | 71  | J-P Dumont       | 0    | 1  | 1   | 0    | 0  | 0   | 0             | 1  | 1   | 0          | 0  | 0   | 0            | 0 | 0   | 0     | 1  | 1   |
| RW          | 10  | Martin Erat      | 1    | 3  | 4   | 0    | 2  | 2   | 0             | 4  | 4   | 1          | 1  | 2   | 0            | 0 | 0   | 1     | 5  | 6   |
| C           | 12  | Mike Fisher      | 1    | 0  | 1   | 2    | 4  | 6   | 3             | 2  | 5   | 0          | 2  | 2   | 0            | 0 | 0   | 3     | 4  | 7   |
| D           | 4   | Cody Franson     | 1    | 3  | 4   | 0    | 2  | 2   | 1             | 2  | 3   | 0          | 3  | 3   | 0            | 0 | 0   | 1     | 5  | 6   |
| C           | 5   | Blake Geoffrion  | 0    | 1  | 1   | 0    | 1  | 1   | 0             | 2  | 2   | 0          | 0  | 0   | 0            | 0 | 0   | 0     | 2  | 2   |
| RW          | 24  | Matt Halischuk   | 1    | 0  | 1   | 1    | 0  | 1   | 2             | 0  | 2   | 0          | 0  | 0   | 0            | 0 | 0   | 2     | 0  | 2   |
| RW          | 27  | Patric Hornqvist | 1    | 0  | 1   | 1    | 1  | 2   | 1             | 1  | 2   | 1          | 0  | 1   | 0            | 0 | 0   | 2     | 1  | 3   |
| D           | 8   | Kevin Klein      | 0    | 1  | 1   | 1    | 1  | 2   | 1             | 2  | 3   | 0          | 0  | 0   | 0            | 0 | 0   | 1     | 2  | 3   |
| LW          | 74  | Sergei Kostitsyn | 0    | 3  | 3   | 0    | 2  | 2   | 0             | 3  | 3   | 0          | 2  | 2   | 0            | 0 | 0   | 0     | 5  | 5   |
| C           | 11  | David Legwand    | 4    | 1  | 5   | 2    | 2  | 4   | 3             | 3  | 6   | 1          | 0  | 1   | 2            | 0 | 2   | 6     | 3  | 9   |
| D           | 55  | Shane O'Brien    | 0    | 0  | 0   | 0    | 0  | 0   | 0             | 0  | 0   | 0          | 0  | 0   | 0            | 0 | 0   | 0     | 0  | 0   |
| C           | 25  | Jerred Smithson  | 0    | 1  | 1   | 1    | 0  | 1   | 1             | 1  | 2   | 0          | 0  | 0   | 0            | 0 | 0   | 1     | 1  | 2   |
| LW          | 13  | Nick Spaling     | 2    | 1  | 3   | 0    | 3  | 3   | 2             | 3  | 5   | 0          | 0  | 0   | 0            | 1 | 1   | 2     | 4  | 6   |
| LW          | 26  | Steve Sullivan   | 1    | 1  | 2   | 1    | 0  | 1   | 2             | 0  | 2   | 0          | 1  | 1   | 0            | 0 | 0   | 2     | 1  | 3   |
| D           | 20  | Ryan Suter       | 0    | 3  | 3   | 1    | 2  | 3   | 1             | 3  | 4   | 0          | 1  | 1   | 0            | 1 | 1   | 1     | 5  | 6   |
| RW          | 22  | Jordin Tootoo    | 1    | 2  | 3   | 0    | 3  | 3   | 1             | 5  | 6   | 0          | 0  | 0   | 0            | 0 | 0   | 1     | 5  | 6   |
| RW          | 29  | Joel Ward        | 3    | 4  | 7   | 4    | 2  | 6   | 5             | 3  | 8   | 2          | 2  | 4   | 0            | 1 | 1   | 7     | 6  | 13  |
| D           | 6   | Shea Weber       | 0    | 1  | 1   | 3    | 1  | 4   | 1             | 1  | 2   | 2          | 1  | 3   | 0            | 0 | 0   | 3     | 2  | 5   |
| LW          | 33  | Colin Wilson     | 0    | 0  | 0   | 0    | 0  | 0   | 0             | 0  | 0   | 0          | 0  | 0   | 0            | 0 | 0   | 0     | 0  | 0   |
| TEAM TOTALS |     |                  | 16   | 27 | 43  | 17   | 27 | 44  | 24            | 38 | 62  | 7          | 13 | 20  | 2            | 3 | 5   | 33    | 54 | 87  |



# PLAYOFFS

## 2011 PLAYER GAME-BY-GAME

# PLAYOFFS

## 2011 PLAYER GAME-BY-GAME

DNP - Did Not Play PLAYERS: Goals-Assists (Game-Winning) Shots / (+/-) Time on Ice GOALS: Goals Allowed / Shots Decision Minutes Played  
INJ - Injured DND - Did Not Dress


| DATE   | OPP.   | FRANSON<br>#4  | GEOFFRION<br>#5 | WEBER<br>#6    | BLUM<br>#7     | KLEIN<br>#8    |
|--------|--------|----------------|-----------------|----------------|----------------|----------------|
| Apr 13 | @ ANA  | 0-1 1/1 12:31  | 0-1 1/1 6:21    | 1-0 4/0 23:04  | 0-1 2/2 20:05  | 0-1 1/2 22:20  |
| Apr 15 | @ ANA  | 0-0 1/0 14:21  | 0-0 1/-1 8:14   | 1-1 5/-1 25:52 | 0-0 1/1 17:04  | 0-0 1/-1 19:56 |
| Apr 17 | Vs ANA | 0-1 4/-1 14:29 | 0-0 2/0 7:50    | 0-0 2/3 26:07  | 0-0 3/-1 16:15 | 0-0 0/-1 19:30 |
| Apr 20 | Vs ANA | 0-1 1/-1 13:11 | 0-0 0/1 6:23    | 0-1 1/0 27:24  | 0-1 1/-2 17:02 | 0-1 1/-1 20:19 |
| Apr 22 | @ ANA  | 0-1 1/1 12:56  | 0-0 1/-1 6:38   | 1-0 6/1 28:51  | 0-0 0/1 18:15  | 1-0 1/2 18:41  |
| Apr 24 | Vs ANA | 0-0 1/0 10:33  | 0-1 0/1 5:28    | 0-0 3/1 27:40  | 0-0 1/1 18:50  | 0-0 1/1 21:57  |
| Apr 28 | @ VAN  | 0-0 1/0 13:47  | 0-0 1/0 7:54    | 0-0 3/0 28:29  | 0-0 1/-1 17:52 | 0-0 2/-1 17:42 |
| Apr 30 | @ VAN  | 0-0 2/1 24:46  | 0-0 3/0 12:11   | 0-0 4/0 42:12  | 0-0 2/0 25:37  | 0-0 3/0 27:07  |
| May 3  | Vs VAN | 0-0 1/0 17:58  | 0-0 1/0 5:56    | 0-0 3/2 29:10  | 0-0 0/0 19:39  | 0-0 4/-1 22:01 |
| May 5  | Vs VAN | 1-1 3/1 17:50  | 0-0 1/0 7:59    | 0-0 0/-2 26:25 | 0-0 0/-1 17:27 | 0-0 0/-1 15:36 |
| May 7  | @ VAN  | 0-0 3/-2 13:14 | 0-0 1/0 8:20    | 0-0 1/0 24:31  | 0-0 0/1 20:16  | 0-0 1/3 20:55  |
| May 9  | Vs VAN | 0-0 3/0 18:15  | 0-0 0/0 8:11    | 0-0 6/-1 26:01 | 0-0 0/1 17:54  | 0-0 0/1 16:47  |

| DATE   | OPP.   | ERAT<br>#10    | LEGWAND<br>#11 | FISHER<br>#12     | SPALING<br>#13    | SUTER<br>#20   |
|--------|--------|----------------|----------------|-------------------|-------------------|----------------|
| Apr 13 | @ ANA  | 0-0 1/0 17:52  | 0-0 2/0 21:25  | 2-1 4/2 17:12     | 0-0 1/0 16:27     | 0-1 3/1 24:51  |
| Apr 15 | @ ANA  | 0-1 1/1 19:03  | 0-1 1/1 19:06  | 0-1 3/-1 20:13    | 0-0 0/-2 11:05    | 0-0 4/-2 27:49 |
| Apr 17 | Vs ANA | 1-1 4/-1 19:12 | 1-0 6/-1 20:42 | 1-0 (W) 2/1 17:52 | 0-0 2/1 14:35     | 0-2 1/2 28:00  |
| Apr 20 | Vs ANA | 0-0 0/0 6:09   | 0-0 2/-1 20:37 | 0-0 3/-2 19:01    | 0-0 0/0 16:13     | 0-0 1/0 27:50  |
| Apr 22 | @ ANA  | INJ            | 0-1 3/1 22:02  | 0-1 1/2 18:37     | 0-2 1/2 17:09     | 0-0 2/0 28:49  |
| Apr 24 | Vs ANA | INJ            | 1-0 5/0 23:03  | 0-0 1/0 18:16     | 2-0 (W) 3/1 17:32 | 0-0 2/1 27:29  |
| Apr 28 | @ VAN  | 0-0 0/-1 18:42 | 0-0 1/0 17:14  | 0-0 1/-1 21:21    | 0-0 0/0 14:50     | 0-0 0/0 29:00  |
| Apr 30 | @ VAN  | 0-1 6/1 28:38  | 0-0 3/0 32:52  | 0-0 5/0 28:50     | 0-1 2/1 22:55     | 1-1 1/1 42:01  |
| May 3  | Vs VAN | 0-1 2/1 24:24  | 1-0 3/2 24:49  | 0-0 1/-1 23:45    | 0-1 2/1 18:21     | 0-1 1/2 30:19  |
| May 5  | Vs VAN | 0-1 1/-1 19:30 | 0-1 0/-1 21:01 | 0-0 2/-1 20:29    | 0-0 0/0 14:48     | 0-0 2/-2 28:26 |
| May 7  | @ VAN  | 0-0 0/1 20:49  | 2-0 2/0 20:59  | 0-1 1/1 23:26     | 0-0 0/-1 9:45     | 0-0 2/0 25:09  |
| May 9  | Vs VAN | 0-0 0/-1 18:19 | 1-0 3/1 22:04  | 0-0 1/-1 19:41    | 0-0 0/0 10:18     | 0-0 4/-1 26:32 |

| DATE   | OPP.   | TOOTOO<br>#22 | HALISCHUK<br>#24  | SMITHSON<br>#25   | SULLIVAN<br>#26  | HORNOVIST<br>#27 |
|--------|--------|---------------|-------------------|-------------------|------------------|------------------|
| Apr 13 | @ ANA  | 0-0 2/0 10:45 | 0-0 1/1 7:22      | 0-0 1/0 16:39     | 1-0 (W) 2/1 6:15 | 0-1 2/2 14:46    |
| Apr 15 | @ ANA  | 0-0 2/-1 8:17 | 0-0 0/0 8:07      | 0-0 0/-2 11:25    | 0-0 1/-1 9:30    | 1-0 9/-1 19:10   |
| Apr 17 | Vs ANA | 1-0 3/1 12:41 | 0-0 0/0 8:32      | 0-1 2/1 12:57     | 0-0 0/0 7:04     | 0-0 4/1 17:36    |
| Apr 20 | Vs ANA | 0-0 1/0 10:58 | 1-0 1/1 7:04      | 0-0 1/0 14:24     | 0-1 1/0 12:37    | 1-0 5/-2 18:26   |
| Apr 22 | @ ANA  | 0-2 6/2 14:13 | 0-0 0/0 16:38     | 1-0 (W) 3/1 15:42 | 0-0 0/-1 8:49    | 0-0 7/1 16:37    |
| Apr 24 | Vs ANA | 0-2 4/1 15:05 | 0-0 0/0 16:55     | 0-0 2/1 15:27     | 1-0 1/1 7:20     | 0-0 2/0 14:37    |
| Apr 28 | @ VAN  | 0-0 2/0 10:37 | 0-0 0/-1 8:25     | 0-0 1/0 12:13     | 0-0 1/0 9:40     | 0-0 2/0 13:07    |
| Apr 30 | @ VAN  | 0-0 3/0 24:20 | 1-0 (W) 1/1 15:33 | 0-0 3/1 23:17     | 0-0 0/1 15:34    | 0-0 3/-1 23:39   |
| May 3  | Vs VAN | 0-0 2/0 16:40 | 0-0 2/0 14:20     | 0-0 3/0 15:04     | 0-0 1/1 7:40     | 0-0 1/-1 12:26   |
| May 5  | Vs VAN | 0-0 1/0 13:39 | 0-0 0/-1 10:15    | 0-0 0/0 6:27      | INJ              | 0-0 5/-1 10:05   |
| May 7  | @ VAN  | 0-1 3/1 10:03 | 0-0 1/-1 14:00    | INJ               | INJ              | 0-0 2/0 12:54    |
| May 9  | Vs VAN | 0-0 1/0 14:01 | 0-0 1/-1 13:50    | 0-0 0/0 12:08     | INJ              | 0-0 1/0 9:49     |

| DATE   | OPP.   | WARD<br>#29       | WILSON<br>#33  | O'BRIEN<br>#55 | DUMONT<br>#71 | KOSTITSYN<br>#74 |
|--------|--------|-------------------|----------------|----------------|---------------|------------------|
| Apr 13 | @ ANA  | 0-0 1/0 19:58     | DND            | 0-0 0/0 17:28  | DND           | 0-0 1/2 16:08    |
| Apr 15 | @ ANA  | 1-0 3/1 17:06     | DND            | 0-0 0/1 14:58  | DND           | 0-2 1/-1 20:01   |
| Apr 17 | Vs ANA | 0-1 1/-1 17:54    | DND            | 0-0 1/0 15:47  | DND           | 0-1 0/1 18:16    |
| Apr 20 | Vs ANA | 1-0 2/-1 16:43    | DND            | 0-0 0/0 14:19  | DND           | 0-1 1/-2 19:09   |
| Apr 22 | @ ANA  | 1-0 3/0 20:48     | DND            | 0-0 0/1 16:26  | 0-0 2/0 6:59  | 0-0 0/1 18:45    |
| Apr 24 | Vs ANA | 0-1 1/0 21:40     | DND            | 0-0 2/0 13:31  | 0-1 0/1 5:37  | 0-0 1/0 15:46    |
| Apr 28 | @ VAN  | 0-0 2/0 19:32     | DND            | 0-0 0/0 13:10  | DND           | 0-0 2/0 17:56    |
| Apr 30 | @ VAN  | 0-1 3/1 27:45     | DND            | 0-0 0/0 27:59  | DND           | 0-0 2/-1 27:00   |
| May 3  | Vs VAN | 1-0 3/1 21:49     | DND            | 0-0 0/-1 22:23 | DND           | 0-0 0/-1 21:05   |
| May 5  | Vs VAN | 1-1 4/-1 20:02    | 0-0 0/-1 13:34 | 0-0 1/1 14:44  | DND           | 0-0 1/0 15:05    |
| May 7  | @ VAN  | 2-1 (W) 5/3 19:58 | 0-0 1/0 8:01   | 0-0 0/0 16:13  | 0-0 0/-2 7:49 | 0-0 0/0 15:38    |
| May 9  | Vs VAN | 0-1 0/1 19:45     | 0-0 1/0 13:16  | 0-0 2/0 14:32  | DND           | 0-1 1/1 15:26    |

| DATE   | OPP.   | RINNE<br>#35 | LINDBACK<br>#39 |
|--------|--------|--------------|-----------------|
| Apr 13 | @ ANA  | 1-28 W 59    | DNP             |
| Apr 15 | @ ANA  | 4-27 L 59    | DNP             |
| Apr 17 | Vs ANA | 3-16 W 60    | DNP             |
| Apr 20 | Vs ANA | 6-29 L 47    | 0-9 13          |
| Apr 22 | @ ANA  | 3-26 W 62    | DNP             |
| Apr 24 | Vs ANA | 2-27 W 60    | DNP             |
| Apr 28 | @ VAN  | 1-30 L 58    | DNP             |
| Apr 30 | @ VAN  | 1-33 W 95    | DNP             |
| May 3  | Vs VAN | 3-47 L 71    | DNP             |
| May 5  | Vs VAN | 3-27 L 60    | DNP             |
| May 7  | @ VAN  | 3-34 W 60    | DNP             |
| May 9  | Vs VAN | 2-19 L 59    | DNP             |



## 2011 GAME NOTES - SITUATIONALS

## 2011 PLAYOFF GAME NOTES

|                           |     |
|---------------------------|-----|
| Overall record:           | 6-6 |
| Home record:              | 2-4 |
| Road record:              | 4-2 |
| Overtime record:          | 2-1 |
| 1-goal game record:       | 4-3 |
| 2-goal game record:       | 1-2 |
| 3-goal game record:       | 1-1 |
| Scoring first:            | 4-1 |
| Opp. scoring first:       | 2-5 |
| Leading after 1 period:   | 3-1 |
| Trailing after 1 period:  | 1-3 |
| Tied after 1 period:      | 2-2 |
| Leading after 2 periods:  | 1-0 |
| Trailing after 2 periods: | 1-4 |
| Tied after 2 periods:     | 4-2 |
| Outshooting opponent:     | 5-2 |
| Outshot:                  | 1-4 |
| Even shots:               | 0-0 |
| Evening games:            | 6-6 |
| Afternoon games:          | 0-0 |
| Weeknight games:          | 2-6 |
| Weekend games:            | 4-0 |
| Sunday:                   | 2-0 |
| Monday:                   | 0-1 |
| Tuesday:                  | 0-1 |
| Wednesday:                | 1-1 |
| Thursday:                 | 0-2 |
| Friday:                   | 1-1 |
| Saturday:                 | 2-0 |

| POWER PLAY                             | G | ATT | PCT   |            |
|--|---|-----|-------|------------|
| Overall                                | 7 | 48  | 14.6% | (11th NHL) |
| Home                                   | 4 | 25  | 16.0% | (9th NHL)  |
| Road                                   | 3 | 23  | 13.0% | (15th NHL) |
| 2 SHORTHANDED GOALS ALLOWED (15TH NHL) |   |     |       |            |

| PENALTY KILLING                     | G  | TSH | PCT   |            |
|-------------------------------------|----|-----|-------|------------|
| Overall                             | 12 | 40  | 70.0% | (16th NHL) |
| Home                                | 8  | 20  | 60.0% | (16th NHL) |
| Road                                | 4  | 20  | 80.0% | (9th NHL)  |
| 2 SHORTHANDED GOAL SCORED (2ND NHL) |    |     |       |            |

| PENALTIES | GP | MIN | AVG  |                  |
|-----------|----|-----|------|------------------|
| PREDATORS | 12 | 121 | 10.1 | (3rd fewest NHL) |

## SITUATIONAL GOALS FOR AND AGAINST

|                    | GF | GA |
|--------------------|----|----|
| Five-on-Five       | 24 | 18 |
| Five-on-Four       | 6  | 2  |
| Five-on-Three      | 0  | 0  |
| Four-on-Four       | 0  | 0  |
| Four-on-Three      | 0  | 0  |
| Three-on-Three     | 0  | 0  |
| Three-on-Four      | 0  | 0  |
| Three-on-Five      | 0  | 2  |
| Four-on-Five       | 2  | 10 |
| Empty-net goals    | 1  | 2  |
| Penalty-shot goals | 0  | 0  |

## WHEN PREDATORS SCORE:

|                 | W | L |
|-----------------|---|---|
| 0 goals         | 0 | 1 |
| 1 goal          | 0 | 1 |
| 2 goals         | 1 | 2 |
| 3 goals         | 0 | 2 |
| 4 goals         | 5 | 0 |
| 5 goals         | 0 | 0 |
| 6 goals         | 0 | 0 |
| 7 goals         | 0 | 0 |
| 8 or more goals | 0 | 0 |

## WHEN OPPOSITION SCORES:

|                 | W | L |
|-----------------|---|---|
| 0 goals         | 0 | 0 |
| 1 goal          | 2 | 1 |
| 2 goals         | 1 | 1 |
| 3 goals         | 3 | 1 |
| 4 goals         | 0 | 1 |
| 5 goals         | 0 | 1 |
| 6 goals         | 0 | 1 |
| 7 goals         | 0 | 0 |
| 8 or more goals | 0 | 0 |

## 2011 GOALS BREAKDOWN/GOALS &amp; SHOTS BY PERIOD

## 2011 PLAYOFF GOALS BREAKDOWN

## Empty Net Goals

## FOR: 1

Opp. pulls goalie in final five minutes: (3 times, 0 EXAT, 1 ENG)

| Date    | Player        | Opponent                 |
|---------|---------------|--------------------------|
| 4/24/11 | David Legwand | vs. Anaheim (WCO Game 6) |

## AGAINST: 2

Predators pull goalie in final five minutes: (6 times, 2 EXAT, 2 ENG)

| Date    | Player       | Opponent                   |
|---------|--------------|----------------------------|
| 4/15/11 | Bobby Ryan   | at Anaheim (WCO Game 2)    |
| 5/5/11  | Henrik Sedin | vs. Vancouver (WCS Game 4) |

## Extra Attacker Goals (in the final 2 minutes of regulation)

## FOR: 2

| Date    | Player     | Opponent                  |
|---------|------------|---------------------------|
| 4/22/11 | Shea Weber | at Anaheim (WCO Game 5)   |
| 4/30/11 | Ryan Suter | at Vancouver (WCS Game 2) |

## AGAINST: 0

| Date | Player | Opponent |
|------|--------|----------|
|------|--------|----------|

## Penalty Shots

## FOR: 0

| Date | Player | Opponent | Result |
|------|--------|----------|--------|
|------|--------|----------|--------|

## AGAINST: 0

| Date | Player | Opponent | Result |
|------|--------|----------|--------|
|------|--------|----------|--------|

## Shorthanded Goals

## FOR: 2

| Date   | Player        | Opponent                   |
|--------|---------------|----------------------------|
| 5/3/11 | David Legwand | vs. Vancouver (WCS Game 3) |
| 5/7/11 | David Legwand | at Vancouver (WCS Game 5)  |

## AGAINST: 2

| Date    | Player            | Opponent                  |
|---------|-------------------|---------------------------|
| 4/20/11 | Corey Perry       | vs. Anaheim (WCO Game 4)  |
| 4/30/11 | Alexandre Burrows | at Vancouver (WCS Game 2) |

## Overtime Goals

## FOR: 2

| Date    | Player          | Opponent                  | Time        |
|---------|-----------------|---------------------------|-------------|
| 4/22/11 | Jerred Smithson | at Anaheim (WCO Game 5)   | 1:57        |
| 4/30/11 | Matt Halischuk  | at Vancouver (WCS Game 2) | 14:51 (2OT) |

## AGAINST: 1

| Date   | Player      | Opponent                   | Time  |
|--------|-------------|----------------------------|-------|
| 5/3/11 | Ryan Kesler | vs. Vancouver (WCS Game 3) | 10:45 |

## 2011 PLAYOFF GOALS &amp; SHOTS BY PERIOD

|                 |      |      | PREDATORS GOALS |     |     |    |     |     | PREDATORS SHOTS |     |     |    |     |      | OPPONENT GOALS |     |     |    |     |     | OPPONENT SHOTS |     |     |    |     |      |
|-----------------|------|------|-----------------|-----|-----|----|-----|-----|-----------------|-----|-----|----|-----|------|----------------|-----|-----|----|-----|-----|----------------|-----|-----|----|-----|------|
| #               | Date | Opp. | 1st             | 2nd | 3rd | OT | 2OT | T   | 1st             | 2nd | 3rd | OT | 2OT | T    | 1st            | 2nd | 3rd | OT | 2OT | T   | 1st            | 2nd | 3rd | OT | 2OT | T    |
| 1               | 4/13 | @ANA | 1               | 2   | 1   | -  | -   | 4   | 8               | 14  | 8   | -  | -   | 30   | 0              | 0   | 1   | -  | -   | 1   | 8              | 8   | 12  | -  | -   | 28   |
| 2               | 4/15 | @ANA | 0               | 1   | 2   | -  | -   | 3   | 12              | 13  | 9   | -  | -   | 34   | 2              | 2   | 1   | -  | -   | 5   | 12             | 10  | 6   | -  | -   | 28   |
| 3               | 4/17 | ANA  | 2               | 0   | 2   | -  | -   | 4   | 12              | 15  | 10  | -  | -   | 37   | 0              | 2   | 1   | -  | -   | 3   | 4              | 6   | 6   | -  | -   | 16   |
| 4               | 4/20 | ANA  | 1               | 2   | 0   | -  | -   | 3   | 12              | 7   | 3   | -  | -   | 22   | 2              | 1   | 3   | -  | -   | 6   | 16             | 9   | 13  | -  | -   | 38   |
| 5               | 4/22 | @ANA | 1               | 0   | 2   | 1  | -   | 4   | 10              | 8   | 16  | 3  | -   | 37   | 0              | 1   | 2   | 0  | -   | 3   | 6              | 11  | 9   | 0  | -   | 26   |
| 6               | 4/24 | ANA  | 1               | 1   | 2   | -  | -   | 4   | 10              | 11  | 9   | -  | -   | 30   | 1              | 1   | 0   | -  | -   | 2   | 4              | 12  | 11  | -  | -   | 27   |
| 1               | 4/28 | @VAN | 0               | 0   | 0   | -  | -   | 0   | 5               | 6   | 9   | -  | -   | 20   | 0              | 1   | 0   | -  | -   | 1   | 16             | 10  | 4   | -  | -   | 30   |
| 2               | 4/30 | @VAN | 0               | 0   | 1   | 0  | 1   | 2   | 12              | 9   | 15  | 7  | 3   | 46   | 0              | 1   | 0   | 0  | 0   | 1   | 6              | 4   | 5   | 11 | 7   | 33   |
| 3               | 5/3  | VAN  | 1               | 0   | 1   | 0  | -   | 2   | 8               | 4   | 14  | 4  | -   | 30   | 0              | 1   | 1   | 1  | -   | 3   | 15             | 9   | 16  | 7  | -   | 47   |
| 4               | 5/5  | VAN  | 1               | 0   | 1   | -  | -   | 2   | 6               | 7   | 8   | -  | -   | 21   | 1              | 1   | 2   | -  | -   | 4   | 11             | 10  | 7   | -  | -   | 28   |
| 5               | 5/7  | @VAN | 1               | 1   | 2   | -  | -   | 4   | 5               | 8   | 10  | -  | -   | 23   | 2              | 0   | 1   | -  | -   | 3   | 12             | 8   | 14  | -  | -   | 34   |
| 6               | 5/9  | VAN  | 0               | 1   | 0   | -  | -   | 1   | 11              | 7   | 6   | -  | -   | 24   | 2              | 0   | 0   | -  | -   | 2   | 7              | 2   | 10  | -  | -   | 19   |
| Final Totals:   |      |      | 9               | 8   | 14  | 1  | 1   | 33  | 111             | 109 | 117 | 14 | 3   | 354  | 10             | 11  | 12  | 1  | 0   | 34  | 117            | 99  | 113 | 18 | 7   | 354  |
| Final Averages: |      |      | 0.8             | 0.7 | 1.2 | -- | --  | 2.8 | 9.3             | 9.1 | 9.8 | -- | --  | 31.7 | 0.8            | 0.9 | 1.0 | -- | --  | 3.3 | 9.8            | 8.3 | 9.4 | -- | --  | 27.2 |



## ALL-TIME PLAYOFF RESULTS

## 2004 Western Conference Quarterfinals

| Date    | Game | Result | Score | Location     | *Goaltenders  | Winning Goal |
|---------|------|--------|-------|--------------|---------------|--------------|
| 4/7/04  | 1    | L      | 1-3   | at Detroit   | VOKOUN/Legace | Holmstrom    |
| 4/10/04 | 2    | L      | 1-2   | at Detroit   | VOKOUN/Legace | Schneider    |
| 4/11/04 | 3    | W      | 3-1   | at NASHVILLE | VOKOUN/Legace | HALL         |
| 4/13/04 | 4    | W      | 3-0   | at NASHVILLE | VOKOUN/Legace | SULLIVAN     |
| 4/15/04 | 5    | L      | 1-4   | at Detroit   | VOKOUN/Joseph | Hull         |
| 4/17/04 | 6    | L      | 0-2   | at NASHVILLE | VOKOUN/Joseph | Whitney      |

Detroit wins series, 4-2.

Leading scorers: Nashville - Hall (2g-1a), Hartnell (1g-2a), Johnson (1g-2a) & York (3a); Detroit - Lang (2g-4a).

## 2006 Western Conference Quarterfinals

| Date    | Game | Result | Score | Location     | *Goaltenders  | Winning Goal |
|---------|------|--------|-------|--------------|---------------|--------------|
| 4/21/06 | 1    | W      | 4-3   | at NASHVILLE | MASON/Toskala | HALL         |
| 4/23/06 | 2    | L      | 0-3   | at NASHVILLE | MASON/Toskala | Cheechoo     |
| 4/25/06 | 3    | L      | 1-4   | at San Jose  | MASON/Toskala | Bernier      |
| 4/27/06 | 4    | L      | 4-5   | at San Jose  | MASON/Toskala | Marleau      |
| 4/30/06 | 5    | L      | 1-2   | at NASHVILLE | MASON/Toskala | Marleau      |

San Jose wins series, 4-1.

Leading scorers: Nashville - Kariya (2g-5a); San Jose - Marleau (7g-1a).

## 2007 Western Conference Quarterfinals

| Date    | Game | Result | Score     | Location     | *Goaltenders   | Winning Goal |
|---------|------|--------|-----------|--------------|----------------|--------------|
| 4/11/07 | 1    | L      | 4-5 (2OT) | at NASHVILLE | VOKOUN/Nabokov | Rissmiller   |
| 4/13/07 | 2    | W      | 5-2       | at NASHVILLE | VOKOUN/Nabokov | DUMONT       |
| 4/16/07 | 3    | L      | 1-3       | at San Jose  | VOKOUN/Nabokov | Clowe        |
| 4/18/07 | 4    | L      | 2-3       | at San Jose  | VOKOUN/Nabokov | Michalek     |
| 4/20/07 | 5    | L      | 2-3       | at NASHVILLE | VOKOUN/Nabokov | Marleau      |

San Jose wins series, 4-1.

Leading scorers: Nashville - Dumont (4g-2a); San Jose - Marleau (3g-3a) & Thornton (6a).

## 2008 Western Conference Quarterfinals

| Date    | Game | Result | Score    | Location     | *Goaltenders | Winning Goal |
|---------|------|--------|----------|--------------|--------------|--------------|
| 4/10/08 | 1    | L      | 1-3      | at Detroit   | ELLIS/Hasek  | Zetterberg   |
| 4/12/08 | 2    | L      | 2-4      | at Detroit   | ELLIS/Hasek  | Draper       |
| 4/14/08 | 3    | W      | 5-3      | at NASHVILLE | ELLIS/Hasek  | ARNOTT       |
| 4/16/08 | 4    | W      | 3-2      | at NASHVILLE | ELLIS/Hasek  | de VRIES     |
| 4/18/08 | 5    | L      | 1-2 (OT) | at Detroit   | ELLIS/Osgood | Franzen      |
| 4/20/08 | 6    | L      | 0-3      | at NASHVILLE | ELLIS/Osgood | Lidstrom     |

Detroit wins series, 4-2.

Leading scorers: Nashville - Alexander Radulov (2g-2a), Martin Erat (1g-3a), Shea Weber (1g-3a);  
Detroit - Pavel Datsyuk (3g-2a), Jiri Hudler (2g-3a), Niklas Kronwall (5a).

\* Goaltender of record.

## ALL-TIME PLAYOFF RESULTS

## 2010 Western Conference Quarterfinals

| Date    | Game | Result | Score    | Location     | *Goaltenders | Winning Goal |
|---------|------|--------|----------|--------------|--------------|--------------|
| 4/16/10 | 1    | W      | 4-1      | at Chicago   | RINNE/Niemi  | DUMONT       |
| 4/18/10 | 2    | L      | 0-2      | at Chicago   | RINNE/Niemi  | Bolland      |
| 4/20/10 | 3    | W      | 4-1      | at NASHVILLE | RINNE/Niemi  | LEGWAND      |
| 4/22/10 | 4    | L      | 0-3      | at NASHVILLE | RINNE/Niemi  | Sharp        |
| 4/24/10 | 5    | L      | 4-5 (OT) | at Chicago   | RINNE/Niemi  | Hossa        |
| 4/26/10 | 6    | L      | 3-5      | at NASHVILLE | RINNE/Niemi  | Toews        |

Chicago wins series, 4-2.

Leading scorers: Nashville - David Legwand (2g-5a); Chicago - Jonathan Toews (2g-6a).

## 2011 Western Conference Quarterfinals

| Date      | Game | Result | Score    | Location     | *Goaltenders | Winning Goal |
|-----------|------|--------|----------|--------------|--------------|--------------|
| 4/13/2011 | 1    | W      | 4-1      | at Anaheim   | RINNE/Elis   | SULLIVAN     |
| 4/15/2011 | 2    | L      | 3-5      | at Anaheim   | RINNE/Emery  | Getzlaf      |
| 4/17/2011 | 3    | W      | 4-3      | at NASHVILLE | RINNE/Emery  | FISHER       |
| 4/20/2011 | 4    | L      | 3-6      | at NASHVILLE | RINNE/Emery  | Perry        |
| 4/22/2011 | 5    | W      | 4-3 (OT) | at Anaheim   | RINNE/Emery  | SMITHSON     |
| 4/24/2011 | 6    | W      | 4-2      | at NASHVILLE | RINNE/Emery  | SPALING      |

Nashville wins series, 4-2.

Leading scorers: Nashville - Mike Fisher (3g-3a); Anaheim - Corey Perry (2g-6a).


## 2011 Western Conference Semifinals

| Date      | Game | Result  | Score | Location     | *Goaltenders | Winning Goal |
|-----------|------|---------|-------|--------------|--------------|--------------|
| 4/28/2011 | 1    | L       | 0-1   | at Vancouver | RINNE/Luongo | Higgins      |
| 4/30/2011 | 2    | W (2OT) | 2-1   | at Vancouver | RINNE/Luongo | HALSCHUK     |
| 5/3/2011  | 3    | L (OT)  | 2-3   | at NASHVILLE | RINNE/Luongo | Kesler       |
| 5/5/2011  | 4    | L       | 2-4   | at NASHVILLE | RINNE/Luongo | Kesler       |
| 5/7/2011  | 5    | W       | 4-3   | at Vancouver | RINNE/Luongo | WARD         |
| 5/9/2011  | 6    | L       | 1-2   | at NASHVILLE | RINNE/Luongo | D. Sedin     |

Vancouver wins series, 4-2.

Leading scorers: Nashville - Joel Ward (4g-4a); Vancouver - Ryan Kesler (5g-6a).

\* Goaltender of record.



# PLAYOFFS

## ALL-TIME PLAYOFF STATISTICS

| NO      | PLAYER            | GP | G  | A  | PTS | PIM | PP | SH | GW | S  | %     | +/- | TF  | FW  | F%     | MIN   | H  | BS |
|---------|-------------------|----|----|----|-----|-----|----|----|----|----|-------|-----|-----|-----|--------|-------|----|----|
| 11      | David Legwand     | 37 | 10 | 12 | 22  | 36  | 1  | 3  | 1  | 90 | 11.1% | 4   | 615 | 286 | 46.5%  | 19:41 | 17 | 14 |
| 10      | Martin Erat       | 36 | 7  | 12 | 19  | 30  | 2  | 0  | 0  | 60 | 11.7% | -6  | 25  | 9   | 36.0%  | 18:14 | 48 | 12 |
| 29      | Joel Ward         | 18 | 9  | 8  | 17  | 6   | 2  | 1  | 1  | 40 | 22.5% | 5   | 50  | 19  | 38.0%  | 20:15 | 31 | 10 |
| 6       | Shea Weber        | 33 | 8  | 9  | 17  | 28  | 3  | 0  | 0  | 74 | 10.8% | -1  | 0   | 0   | 0.0%   | 23:10 | 83 | 47 |
| 71      | J.P. Dumont       | 20 | 6  | 6  | 12  | 6   | 1  | 1  | 2  | 25 | 24.0% | 1   | 0   | 0   | 0.0%   | 15:47 | 11 | 4  |
| 26      | Steve Sullivan    | 26 | 3  | 7  | 10  | 10  | 0  | 0  | 2  | 39 | 7.7%  | -2  | 37  | 13  | 35.1%  | 15:03 | 11 | 3  |
| 55/4/22 | Jordin Tootoo     | 36 | 3  | 7  | 10  | 59  | 0  | 0  | 0  | 58 | 5.2%  | 2   | 1   | 0   | 0.0%   | 9:60  | 68 | 1  |
| 20      | Ryan Suter        | 29 | 3  | 6  | 9   | 18  | 0  | 0  | 0  | 54 | 5.6%  | -1  | 0   | 0   | 0.0%   | 25:20 | 40 | 42 |
| 9       | Paul Kariya       | 10 | 2  | 7  | 9   | 2   | 2  | 0  | 0  | 22 | 9.1%  | -4  | 0   | 0   | 0.0%   | 20:11 | 6  | 5  |
| 2       | Dan Hamhuis       | 28 | 1  | 8  | 9   | 18  | 1  | 0  | 0  | 32 | 3.1%  | -12 | 0   | 0   | 0.0%   | 21:27 | 60 | 22 |
| 47      | Alexander Radulov | 10 | 5  | 3  | 8   | 25  | 1  | 0  | 0  | 27 | 18.5% | 1   | 0   | 0   | 0.0%   | 14:51 | 7  | 3  |
| 12      | Mike Fisher       | 12 | 3  | 4  | 7   | 11  | 0  | 0  | 1  | 25 | 0.0%  | -1  | 247 | 117 | 47.4%  | 20:43 | 25 | 15 |
| 32      | Cody Franson      | 16 | 1  | 6  | 7   | 2   | 0  | 0  | 0  | 27 | 3.7%  | 1   | 0   | 0   | 0.0%   | 13:45 | 12 | 11 |
| 19      | Jason Arnott      | 15 | 5  | 1  | 6   | 6   | 2  | 0  | 1  | 43 | 11.6% | -4  | 266 | 115 | 43.2%  | 18:29 | 21 | 4  |
| 17      | Scott Hartnell    | 16 | 3  | 3  | 6   | 34  | 1  | 0  | 0  | 25 | 12.0% | 2   | 13  | 2   | 15.4%  | 14:10 | 27 | 2  |
| 13      | Nick Spaling      | 18 | 2  | 4  | 6   | 0   | 0  | 0  | 1  | 14 | 14.3% | 3   | 119 | 64  | 0.0%   | 13:00 | 23 | 10 |
| 44      | Kimmo Timonen     | 16 | 1  | 5  | 6   | 18  | 0  | 1  | 0  | 33 | 3.0%  | -4  | 0   | 0   | 0.0%   | 24:29 | 10 | 16 |
| 8       | Marek Zidlicky    | 14 | 0  | 6  | 6   | 14  | 0  | 0  | 0  | 26 | 0.0%  | -3  | 0   | 0   | 0.0%   | 17:25 | 10 | 17 |
| 3       | Kevin Klein       | 18 | 1  | 4  | 5   | 10  | 0  | 0  | 0  | 17 | 5.9%  | 4   | 6   | 2   | 0.0%   | 19:23 | 26 | 13 |
| 74      | Sergei Kostitsyn  | 12 | 0  | 5  | 5   | 2   | 0  | 0  | 0  | 10 | 0.0%  | 0   | 1   | 0   | 0.0%   | 18:21 | 8  | 1  |
| 18      | Adam Hall         | 11 | 3  | 1  | 4   | 2   | 1  | 0  | 2  | 20 | 15.0% | 0   | 88  | 34  | 38.6%  | 15:36 | 6  | 3  |
| 27      | Patric Hornqvist  | 14 | 2  | 2  | 4   | 10  | 1  | 0  | 0  | 44 | 4.5%  | -4  | 3   | 0   | 0.0%   | 14:58 | 19 | 8  |
| 21      | Peter Forsberg    | 5  | 2  | 2  | 4   | 12  | 0  | 0  | 0  | 7  | 28.6% | 2   | 64  | 33  | 51.6%  | 20:57 | 16 | 2  |
| 22      | Greg Johnson      | 11 | 1  | 3  | 4   | 2   | 0  | 0  | 0  | 10 | 10.0% | 4   | 167 | 88  | 52.7%  | 16:23 | 1  | 0  |
| 5       | Greg Zanon        | 11 | 0  | 4  | 4   | 6   | 0  | 0  | 0  | 8  | 0.0%  | 0   | 0   | 0   | 0.0%   | 19:38 | 21 | 18 |
| 25      | Jerred Smithson   | 31 | 2  | 1  | 3   | 37  | 0  | 0  | 1  | 26 | 7.7%  | -1  | 255 | 138 | 54.1%  | 13:06 | 51 | 18 |
| 81      | Mike Gillinger    | 5  | 2  | 1  | 3   | 12  | 1  | 0  | 0  | 7  | 28.6% | -1  | 96  | 67  | 69.8%  | 17:09 | 3  | 3  |
| 38      | Vernon Fiddler    | 13 | 1  | 2  | 3   | 4   | 0  | 0  | 0  | 14 | 7.1%  | -4  | 80  | 48  | 60.0%  | 13:51 | 14 | 4  |
| 27      | Jason York        | 6  | 0  | 3  | 3   | 4   | 0  | 0  | 0  | 9  | 0.0%  | 2   | 0   | 0   | 0.0%   | 21:27 | 0  | 0  |
| 33      | Vladimir Orszagh  | 6  | 2  | 0  | 2   | 4   | 0  | 0  | 0  | 5  | 40.0% | -2  | 1   | 1   | 100.0% | 16:08 | 0  | 0  |
| 24      | Matt Halischuk    | 12 | 2  | 0  | 2   | 0   | 0  | 0  | 1  | 7  | 28.6% | -1  | 6   | 1   | 16.7%  | 11:45 | 3  | 3  |
| 37      | Denis Grebeshkov  | 2  | 0  | 2  | 2   | 0   | 0  | 0  | 0  | 0  | 0.0%  | 2   | 0   | 0   | 0.0%   | 11:22 | 2  | 0  |
| 37      | Rich Peverley     | 6  | 0  | 2  | 2   | 0   | 0  | 0  | 0  | 4  | 0.0%  | 0   | 37  | 16  | 43.2%  | 8:51  | 2  | 3  |
| 17      | Jan Hlavac        | 6  | 0  | 2  | 2   | 2   | 0  | 0  | 0  | 10 | 0.0%  | -4  | 4   | 2   | 50.0%  | 18:12 | 6  | 1  |
| 7       | Jonathon Blum     | 12 | 0  | 2  | 2   | 0   | 0  | 0  | 0  | 11 | 0.0%  | 2   | 0   | 0   | 0.0%   | 18:51 | 14 | 24 |
| 5       | Blake Geoffrion   | 12 | 0  | 2  | 2   | 4   | 0  | 0  | 0  | 12 | 0.0%  | 1   | 50  | 27  | 54.0%  | 7:37  | 13 | 3  |
| 14      | Radek Bonk        | 6  | 1  | 0  | 1   | 2   | 0  | 0  | 0  | 12 | 8.3%  | -3  | 85  | 47  | 55.3%  | 17:56 | 9  | 5  |
| 7       | Greg de Vries     | 6  | 1  | 0  | 1   | 2   | 0  | 0  | 1  | 3  | 33.3% | -2  | 0   | 0   | 0.0%   | 19:40 | 7  | 9  |
| 9       | Sergei Zholtok    | 6  | 1  | 0  | 1   | 0   | 1  | 0  | 0  | 6  | 16.7% | -3  | 60  | 21  | 35.0%  | 10:33 | 0  | 0  |
| 5       | Brad Bombardir    | 6  | 0  | 1  | 1   | 2   | 0  | 0  | 0  | 3  | 0.0%  | 1   | 0   | 0   | 0.0%   | 19:38 | 0  | 0  |
| 9       | Marcel Goc        | 6  | 0  | 1  | 1   | 2   | 0  | 0  | 0  | 13 | 0.0%  | -2  | 73  | 36  | 49.3%  | 16:06 | 11 | 7  |
| 33      | Colin Wilson      | 9  | 0  | 1  | 1   | 0   | 0  | 0  | 0  | 10 | 0.0%  | -2  | 7   | 2   | 28.6%  | 13:00 | 7  | 4  |

# PLAYOFFS

## ALL-TIME PLAYOFF STATISTICS

| NO | PLAYER            | GP | G | A | PTS | PIM | PP | SH | GW | S  | %    | +/- | TF | FW | F%    | MIN   | H  | BS |
|----|-------------------|----|---|---|-----|-----|----|----|----|----|------|-----|----|----|-------|-------|----|----|
| 24 | Scott Walker      | 11 | 0 | 1 | 1   | 12  | 0  | 0  | 0  | 19 | 0.0% | -3  | 11 | 2  | 18.2% | 18:16 | 5  | 2  |
| 35 | Pekka Rinne       | 18 | 0 | 1 | 1   | 0   | 0  | 0  | 0  | 0  | 0.0% | --  | -- | -- | --    | --    | -- | -- |
| 39 | Anders Lindback   | 1  | 0 | 0 | 0   | 0   | 0  | 0  | 0  | 0  | 0.0% | --  | -- | -- | --    | --    | -- | -- |
| 15 | Josh Langfeld     | 1  | 0 | 0 | 0   | 0   | 0  | 0  | 0  | 0  | 0.0% | 0   | 0  | 0  | 0.0%  | 6:30  | 1  | 0  |
| 19 | Jim McKenzie      | 1  | 0 | 0 | 0   | 0   | 0  | 0  | 0  | 0  | 0.0% | 0   | 0  | 0  | 0.0%  | 3:32  | 0  | 0  |
| 94 | Yanic Perreault   | 1  | 0 | 0 | 0   | 2   | 0  | 0  | 0  | 2  | 0.0% | 0   | 10 | 6  | 60.0% | 10:09 | 0  | 0  |
| 14 | Ramzi Abid        | 2  | 0 | 0 | 0   | 0   | 0  | 0  | 0  | 0  | 0.0% | -1  | 0  | 0  | 0.0%  | 05:17 | 1  | 0  |
| 7  | Scottie Upshall   | 2  | 0 | 0 | 0   | 0   | 0  | 0  | 0  | 4  | 0.0% | 0   | 0  | 0  | 0.0%  | 11:56 | 5  | 0  |
| 24 | Brandon Bochenski | 3  | 0 | 0 | 0   | 0   | 0  | 0  | 0  | 4  | 0.0% | -1  | 0  | 0  | 0.0%  | 6:36  | 1  | 0  |
| 14 | Dustin Boyd       | 4  | 0 | 0 | 0   | 0   | 0  | 0  | 0  | 4  | 0.0% | -1  | 16 | 9  | 56.3% | 7:03  | 4  | 1  |
| 51 | Francis Bouillon  | 5  | 0 | 0 | 0   | 6   | 0  | 0  | 0  | 3  | 0.0% | -1  | 0  | 0  | 0.0%  | 19:37 | 16 | 9  |
| 34 | Shane Hnidy       | 5  | 0 | 0 | 0   | 6   | 0  | 0  | 0  | 4  | 0.0% | 0   | 0  | 0  | 0.0%  | 12:31 | 0  | 0  |
| 55 | Danny Markov      | 5  | 0 | 0 | 0   | 6   | 0  | 0  | 0  | 6  | 0.0% | -1  | 0  | 0  | 0.0%  | 19:21 | 8  | 7  |
| 30 | Chris Mason       | 5  | 0 | 0 | 0   | 0   | 0  | 0  | 0  | 0  | 0.0% | --  | -- | -- | --    | --    | -- | -- |
| 19 | Brendan Witt      | 5  | 0 | 0 | 0   | 12  | 0  | 0  | 0  | 5  | 0.0% | -3  | 0  | 0  | 0.0%  | 17:07 | 19 | 12 |
| 21 | Andreas Johansson | 6  | 0 | 0 | 0   | 0   | 0  | 0  | 0  | 5  | 0.0% | -3  | 41 | 13 | 31.7% | 15:17 | 0  | 0  |
| 39 | Dan Ellis         | 6  | 0 | 0 | 0   | 0   | 0  | 0  | 0  | 0  | 0.0% | --  | -- | -- | --    | --    | -- | -- |
| 28 | Jeremy Stevenson  | 6  | 0 | 0 | 0   | 8   | 0  | 0  | 0  | 3  | 0.0% | -1  | 0  | 0  | 0.0%  | 6:43  | 0  | 0  |
| 16 | Darcy Hordichuk   | 7  | 0 | 0 | 0   | 2   | 0  | 0  | 0  | 1  | 0.0% | 0   | 0  | 0  | 0.0%  | 3:33  | 11 | 0  |
| 12 | Scott Nichol      | 10 | 0 | 0 | 0   | 19  | 0  | 0  | 0  | 6  | 0.0% | -1  | 48 | 27 | 56.3% | 8:60  | 12 | 3  |
| 4  | Mark Eaton        | 11 | 0 | 0 | 0   | 10  | 0  | 0  | 0  | 9  | 0.0% | -2  | 0  | 0  | 0.0%  | 18:55 | 5  | 12 |
| 29 | Tomas Vokoun      | 11 | 0 | 0 | 0   | 2   | 0  | 0  | 0  | 0  | 0.0% | --  | -- | -- | --    | --    | -- | -- |
| 55 | Shane O'Brien     | 12 | 0 | 0 | 0   | 18  | 0  | 0  | 0  | 6  | 0.0% | -2  | 0  | 0  | 0.0%  | 16:47 | 42 | 20 |

| NO | GOALIE          | GP | MINS | GAA  | W | L  | SO | GA | SA  | SV%   | G | A | PIM |
|----|-----------------|----|------|------|---|----|----|----|-----|-------|---|---|-----|
| 35 | Pekka Rinne     | 18 | 1106 | 2.60 | 8 | 10 | 0  | 48 | 522 | .908  | 0 | 1 | 0   |
| 29 | Tomas Vokoun    | 11 | 680  | 2.47 | 3 | 8  | 1  | 28 | 360 | .922  | 0 | 0 | 2   |
| 39 | Dan Ellis       | 6  | 357  | 2.52 | 2 | 4  | 0  | 15 | 240 | .938  | 0 | 0 | 0   |
| 30 | Chris Mason     | 5  | 296  | 3.45 | 1 | 4  | 0  | 17 | 171 | .901  | 0 | 0 | 0   |
| 39 | Anders Lindback | 1  | 13   | 0.00 | 0 | 0  | 0  | 0  | 9   | 1.000 | 0 | 0 | 0   |





# PLAYOFFS

## PLAYOFF LEADERBOARD

# PLAYOFFS

## PLAYOFF YEAR-BY-YEAR LEADERS

| CAREER             | PLAYOFF SEASON/SERIES |                   |      |      | PLAYOFF SERIES    |                  |      |  |
|--------------------|-----------------------|-------------------|------|------|-------------------|------------------|------|--|
| GAMES PLAYED       |                       |                   |      |      |                   |                  |      |  |
| David Legwand      | 37                    |                   |      |      |                   |                  |      |  |
| Martin Erat        | 36                    |                   |      |      |                   |                  |      |  |
| Jordin Tootoo      | 36                    |                   |      |      |                   |                  |      |  |
| Shea Weber         | 33                    |                   |      |      |                   |                  |      |  |
| Jerred Smithson    | 31                    |                   |      |      |                   |                  |      |  |
| GOALS              |                       |                   |      |      |                   |                  |      |  |
| David Legwand      | 10                    | Joel Ward         | 2011 | 7    | Joel Ward         | 2011 WCS vs. VAN | 4    |  |
| Joel Ward          | 9                     | David Legwand     | 2011 | 6    | David Legwand     | 2011 WCS vs. VAN | 4    |  |
| Shea Weber         | 8                     | Martin Erat       | 2010 | 4    | Martin Erat       | 2010 WCO vs. CHI | 4    |  |
| Martin Erat        | 7                     | J-P Dumont        | 2007 | 4    | J-P Dumont        | 2007 WCO vs. S.J | 4    |  |
| J-P Dumont         | 6                     |                   |      |      |                   |                  |      |  |
| ASSISTS            |                       |                   |      |      |                   |                  |      |  |
| David Legwand      | 12                    | Joel Ward         | 2011 | 6    | David Legwand     | 2010 WCO vs. CHI | 5    |  |
| Martin Erat        | 12                    | seven tied        |      | 5    | Paul Kariya       | 2006 WCO vs. S.J | 5    |  |
| Shea Weber         | 9                     |                   |      |      | Jordin Tootoo     | 2011 WCO vs. ANA | 4    |  |
| Joel Ward          | 8                     |                   |      |      | Cody Franson      | 2011 WCO vs. ANA | 4    |  |
| Dan Hamhuis        | 8                     |                   |      |      | Sergei Kostitsyn  | 2011 WCO vs. ANA | 4    |  |
| POINTS             |                       |                   |      |      |                   |                  |      |  |
| David Legwand      | 22                    | Joel Ward         | 2011 | 13   | Joel Ward         | 2011 WCS vs. VAN | 8    |  |
| Martin Erat        | 19                    | David Legwand     | 2011 | 9    | David Legwand     | 2010 WCO vs. CHI | 7    |  |
| Joel Ward          | 17                    | Mike Fisher       | 2011 | 7    | Paul Kariya       | 2006 WCO vs. S.J | 7    |  |
| Shea Weber         | 17                    | J-P Dumont        | 2010 | 7    | Mike Fisher       | 2011 WCO vs. ANA | 6    |  |
| J-P Dumont         | 12                    | Paul Kariya       | 2006 | 7    | J-P Dumont        | 2007 WCO vs. S.J | 6    |  |
| PENALTY MINUTES    |                       |                   |      |      |                   |                  |      |  |
| Jordin Tootoo      | 59                    | Jordin Tootoo     | 2011 | 28   | Scott Hartnell    | 2007 WCO vs. S.J | 28   |  |
| Jerred Smithson    | 37                    | Scott Hartnell    | 2007 | 28   | Jordin Tootoo     | 2011 WCO vs. ANA | 22   |  |
| David Legwand      | 36                    | Jordin Tootoo     | 2007 | 21   | Jordin Tootoo     | 2007 WCO vs. S.J | 21   |  |
| Scott Hartnell     | 34                    | Alexander Radulov | 2007 | 19   | Alexander Radulov | 2007 WCO vs. S.J | 19   |  |
| Martin Erat        | 30                    | Shane O'Brien     | 2011 | 18   |                   |                  |      |  |
| GOALTENDING        |                       |                   |      |      |                   |                  |      |  |
| CAREER             | PLAYOFF SEASON/SERIES |                   |      |      | PLAYOFF SERIES    |                  |      |  |
| GAMES PLAYED       |                       |                   |      |      |                   |                  |      |  |
| Pekka Rinne        | 18                    | Pekka Rinne       | 2011 | 12   | four times        | 6                |      |  |
| Tomas Vokoun       | 11                    |                   |      |      |                   |                  |      |  |
| Dan Ellis          | 6                     |                   |      |      |                   |                  |      |  |
| Chris Mason        | 5                     |                   |      |      |                   |                  |      |  |
| MINUTES            |                       |                   |      |      |                   |                  |      |  |
| Pekka Rinne        | 1106                  | Pekka Rinne       | 2011 | 748  | Pekka Rinne       | 2011 WCS vs. VAN | 402  |  |
| Tomas Vokoun       | 680                   | Pekka Rinne       | 2010 | 358  | Pekka Rinne       | 2010 WCO vs. CHI | 358  |  |
| Dan Ellis          | 357                   | Dan Ellis         | 2008 | 357  | Dan Ellis         | 2008 WCO vs. DET | 357  |  |
| Chris Mason        | 296                   | Tomas Vokoun      | 2004 | 356  | Tomas Vokoun      | 2004 WCO vs. DET | 356  |  |
| SHUTOUTS           |                       |                   |      |      |                   |                  |      |  |
| Tomas Vokoun       | 1                     | Tomas Vokoun      | 2004 | 1    | Tomas Vokoun      | 2004 WCO vs. DET | 1    |  |
| GAA (MIN. 4 GP)    |                       |                   |      |      |                   |                  |      |  |
| Tomas Vokoun       | 2.47                  | Tomas Vokoun      | 2004 | 2.02 | Pekka Rinne       | 2011 WCS vs. VAN | 1.94 |  |
| Dan Ellis          | 2.52                  | Dan Ellis         | 2008 | 2.52 | Tomas Vokoun      | 2004 WCO vs. DET | 2.02 |  |
| Pekka Rinne        | 2.60                  | Pekka Rinne       | 2011 | 2.57 | Dan Ellis         | 2008 WCO vs. DET | 2.52 |  |
| Chris Mason        | 3.45                  | Pekka Rinne       | 2010 | 2.68 | Pekka Rinne       | 2010 WCO vs. CHI | 2.68 |  |
| SAVE % (MIN. 4 GP) |                       |                   |      |      |                   |                  |      |  |
| Dan Ellis          | .938                  | Tomas Vokoun      | 2004 | .939 | Tomas Vokoun      | 2004 WCO vs. DET | .939 |  |
| Tomas Vokoun       | .922                  | Dan Ellis         | 2008 | .938 | Dan Ellis         | 2008 WCO vs. DET | .938 |  |
| Pekka Rinne        | .908                  | Pekka Rinne       | 2010 | .911 | Pekka Rinne       | 2011 WCS vs. VAN | .932 |  |
| Chris Mason        | .901                  | Pekka Rinne       | 2011 | .907 | Pekka Rinne       | 2010 WCO vs. CHI | .911 |  |
| WINS               |                       |                   |      |      |                   |                  |      |  |
| Pekka Rinne        | 8                     | Pekka Rinne       | 2011 | 6    | Pekka Rinne       | 2011 WCO vs. ANA | 4    |  |
| Tomas Vokoun       | 3                     | Pekka Rinne       | 2010 | 2    |                   |                  |      |  |
| Dan Ellis          | 2                     | Dan Ellis         | 2008 | 2    |                   |                  |      |  |
| Chris Mason        | 1                     | Tomas Vokoun      | 2004 | 2    |                   |                  |      |  |

| SEASON | GOALS               |      | ASSISTS             |    | POINTS              |       |
|--------|---------------------|------|---------------------|----|---------------------|-------|
| 2004   | Hall/Orszagh        | 2    | Jason York          | 3  | Four tied with      | 3     |
| 2006   | Three tied with     | 2    | Paul Kariya         | 5  | Paul Kariya         | 7     |
| 2007   | J-P Dumont          | 4    | Legwand/Weber       | 3  | J-P Dumont          | 6     |
| 2008   | Radulov/Tootoo      | 2    | Erat/Weber/Zidlicky | 3  | Radulov/Erat/Weber  | 4     |
| 2010   | Martin Erat         | 4    | David Legwand       | 5  | David Legwand       | 7     |
| 2011   | Joel Ward           | 7    | Joel Ward           | 6  | Joel Ward           | 13    |
| SEASON | PIM                 |      | PPG                 |    | SHG                 |       |
| 2004   | Kimmo Timonen       | 10   | Sergei Zholtok      | 1  | David Legwand       | 1     |
| 2006   | Sillinger/Witt      | 12   | Paul Kariya         | 2  | Kimmo Timonen       | 1     |
| 2007   | Scott Hartnell      | 28   | Three tied with     | 1  | J-P Dumont          | 1     |
| 2008   | Zidlicky/Erat       | 8    | Radulov/Hamhuis     | 1  |                     |       |
| 2010   | David Legwand       | 8    | Jason Arnott        | 1  | Joel Ward           | 1     |
| 2011   | Jordin Tootoo       | 28   | Ward/Weber          | 2  | David Legwand       | 2     |
| SEASON | GWG                 |      | SHOTS               |    | SHOOTING %          |       |
| 2004   | Hall/Sullivan       | 1    | Scott Walker        | 14 | Vladimir Orszagh    | 40.0  |
| 2006   | Adam Hall           | 1    | Kimmo Timonen       | 17 | Shea Weber          | 50.0  |
| 2007   | J-P Dumont          | 1    | Legwand/Weber       | 14 | Dumont/Fiddler      | 50.0  |
| 2008   | Arnott/de Vries     | 1    | Alexander Radulov   | 14 | Greg de Vries       | 33.3  |
| 2010   | Legwand/Dumont      | 1    | Jason Arnott        | 26 | J-P Dumont          | 28.6  |
| 2011   | six tied            | 1    | Patric Hornqvist    | 43 | Hallschuk/Sullivan  | 28.6  |
| SEASON | POINTS (DEFENSEMAN) |      | PLUS-MINUS RATING   |    | AVERAGE TIME ON ICE |       |
| 2004   | Jason York          | 3    | Greg Johnson        | +4 | Kimmo Timonen       | 24:15 |
| 2006   | Kimmo Timonen       | 4    | Ten tied with       | E  | Kimmo Timonen       | 24:42 |
| 2007   | Shea Weber          | 3    | J.P. Dumont         | +4 | Kimmo Timonen       | 24:32 |
| 2008   | Shea Weber          | 4    | Greg Zanon          | +2 | Dan Hamhuis         | 22:47 |
| 2010   | Shea Weber          | 3    | David Legwand       | +5 | Shea Weber          | 24:26 |
| 2011   | Franson/Suter       | 6    | Tootoo/Ward         | +4 | Ryan Suter          | 28:51 |
| SEASON | HITS                |      | BLOCKED SHOTS       |    |                     |       |
| 2006   | Brendan Witt        | 19   | Eaton/Witt          | 12 |                     |       |
| 2007   | Peter Forsberg      | 16   | Kimmo Timonen       | 9  |                     |       |
| 2008   | Shea Weber          | 18   | Zanon/Zidlicky      | 12 |                     |       |
| 2010   | Hamhuis/Weber       | 18   | Shea Weber          | 14 |                     |       |
| 2011   | Shane O'Brien       | 42   | Kevin Klein         | 27 |                     |       |
| SEASON | GAA                 |      | WINS                |    | SAVE PERCENTAGE     |       |
| 2004   | Tomas Vokoun        | 2.02 | Tomas Vokoun        | 2  | Tomas Vokoun        | .939  |
| 2006   | Chris Mason         | 3.45 | Chris Mason         | 1  | Chris Mason         | .901  |
| 2007   | Tomas Vokoun        | 2.96 | Tomas Vokoun        | 1  | Tomas Vokoun        | .902  |
| 2008   | Dan Ellis           | 2.52 | Dan Ellis           | 2  | Dan Ellis           | .938  |
| 2010   | Pekka Rinne         | 2.68 | Pekka Rinne         | 2  | Pekka Rinne         | .911  |
| 2011   | Pekka Rinne         | 2.57 | Pekka Rinne         | 6  | Pekka Rinne         | .907  |

# PLAYOFFS

## PLAYOFF FIRSTS

### FIRST GAME

April 7, 2004  
Nashville Predators 1, Detroit Red Wings 3  
Joe Louis Arena  
**Attendance:** 20,066 (sellout)  
**Coaches:** Barry Trotz (head coach), Brent Peterson (associate coach) and Peter Horachek (assistant coach)  
**Captain:** Greg Johnson

### Starting Line-up

Left Wing - Scott Hartnell  
Center - Greg Johnson  
Right Wing - Adam Hall  
Defenseman - Mark Eaton  
Defenseman - Kimmo Timonen  
Goaltender - Tomas Vokoun

**Players Dressed:** Tomas Vokoun, Chris Mason, Dan Hamhuis, Marek Zidlicky, Mark Eaton, Brad Bombardir, Sergei Zholtok, Martin Erat, David Legwand, Scott Hartnell, Adam Hall, Jim McKenzie, Andreas Johansson, Greg Johnson, Scott Walker, Steve Sullivan, Jason York, Jeremy Stevenson, Vladimir Orszagh, Kimmo Timonen

**Did Not Dress:** Jamie Allison, Denis Arkhipov, Shane Hnidy, Jordin Tootoo

### FIRST WIN

**At Home:** 4/11/04 vs. Detroit (3-1)  
**On Road:** 4/16/10 at Chicago (4-1)  
**In Overtime:** 4/22/11 at Anaheim (4-3)

### FIRST LOSS

**At Home:** 4/17/04 vs. Detroit (2-0)  
**On Road:** 4/7/04 vs. Detroit (3-1)  
**In Overtime:** 4/11/07 vs. San Jose (5-4 2OT)

### FIRST SERIES VICTORY

2011 WCQ vs. Anaheim (4 games to 2)

### FIRST GOAL

Adam Hall (Johnson, Hartnell) at 0:16 of the first period at Detroit on 4/7/04 (3-1 loss)  
**Players on ice:** Hall, Johnson, Hartnell, Eaton, Timonen

### FIRST GOAL AGAINST

Kris Draper (Maltby, Thomas) at 0:37 of the third period at Detroit on 4/7/04 (3-1 loss)

### FIRST HAT TRICK AGAINST

Patrick Marleau (3g), 4/27/06 in 5-4 loss at San Jose

### FIRST TWO-POINT GAME

Adam Hall (1g-1a) vs. Detroit on 4/11/04 (3-1 win)

### FIRST THREE/FOUR-POINT GAME

Paul Kariya (4a) vs. San Jose on 4/21/06 (4-3 win)

### FIRST GAME-WINNING GOAL

Adam Hall at 19:45 of the first period vs. Detroit on 4/11/04 (3-1 win)

### FIRST POWER-PLAY GOAL

Sergei Zholtok (York, Sullivan) at 19:22 of the second period vs. Detroit on 4/15/04 (4-1 loss)

### FIRST POWER-PLAY GOAL AGAINST

Mathieu Schneider (Lidstrom, Shanahan) at 17:15 of the third period at Detroit on 4/10/04 (2-1 loss)

### FIRST SHORTHANDED GOAL

David Legwand (unassisted) at 18:23 of the first period vs. Detroit on 4/11/04 (3-1 win)

### FIRST SHORTHANDED GOAL AGAINST

Brendan Shanahan (Yzerman, Chelios) at 13:18 of the first period at Detroit on 4/15/04 (4-1 loss)

### FIRST OVERTIME GOAL

Jerred Smithson (Tootoo, Spaling) at 1:57 of OT at Anaheim on 4/22/11 (4-3 win)

### FIRST OVERTIME GOAL AGAINST

Patrick Rissmiller (Marleau, Grier) at 8:14 of double OT vs. San Jose on 4/11/07 (5-4 loss)

### FIRST MINOR PENALTY

Vladimir Orszagh (tripping) at 6:19 of the first period at Detroit on 4/7/04 (3-1 win)

### FIRST MAJOR PENALTY

Kimmo Timonen (10:00 misconduct) at 20:00 of the third period at Detroit on 4/10/2004 (2-1 loss)

### FIRST PENALTY SHOT

Steve Sullivan at 1:31 of the first period vs. Detroit (Manny Legace) on 4/7/04 (3-1 loss)

### GOALTENDER FIRSTS

#### FIRST WIN

**At Home:** Tomas Vokoun vs. Detroit on 4/11/04 (3-1 win)  
**On Road:** Pekka Rinne at Chicago on 4/16/10 (4-1 win)

#### FIRST LOSS

**At Home:** Tomas Vokoun vs. Detroit on 4/17/04 (2-0 loss)  
**On Road:** Tomas Vokoun vs. Detroit on 4/7/04 (3-1 loss)

#### FIRST SHUTOUT

Tomas Vokoun vs. Detroit on 4/13/04 (41 saves, 3-0 win)

#### FIRST SHUTOUT AGAINST

4/17/04 vs. Detroit (Curtis Joseph, 15 saves, 2-0 loss)

# PLAYOFFS

## ALL-TIME RECORDS/SITUATIONALS

| Team      | Series | W | L | GP | W | L | GF | GA | Last Mtg. | Round | Result |
|-----------|--------|---|---|----|---|---|----|----|-----------|-------|--------|
| Anaheim   | 1      | 1 | 0 | 6  | 4 | 2 | 22 | 20 | 2011      | WCQ   | W 4-2  |
| Chicago   | 1      | 0 | 1 | 6  | 2 | 4 | 15 | 17 | 2010      | WCQ   | L 2-4  |
| Detroit   | 2      | 0 | 2 | 12 | 4 | 8 | 21 | 29 | 2008      | WCQ   | L 2-4  |
| San Jose  | 2      | 0 | 2 | 10 | 2 | 8 | 24 | 33 | 2007      | WCQ   | L 1-4  |
| Vancouver | 1      | 0 | 1 | 6  | 2 | 4 | 11 | 14 | 2011      | WCS   | L 2-4  |

### PLAYOFF SERIES RESULTS VS. OPPONENTS

#### ANAHEIM

2011 - WCQ - Nashville won best-of-seven series 4-2, outscoring Anaheim 22-20.

#### CHICAGO

2010 - WCQ - Chicago won best-of-seven series 4-2, outscoring Nashville 17-15.

#### DETROIT

2004 - WCQ - Detroit won best-of-seven series 4-2, outscoring Nashville 12-9.

2008 - WCQ - Detroit won best-of-seven series 4-2, outscoring Nashville 17-12.

#### SAN JOSE

2006 - WCQ - San Jose won best-of-seven series 4-1, outscoring Nashville 17-10.

2007 - WCQ - San Jose won best-of-seven series 4-1, outscoring Nashville 16-14.

#### VANCOUVER

2011 - WCS - Vancouver won best-of-seven series, 4-2, outscoring Nashville 14-11.

### PLAYOFF SERIES SITUATIONAL STATS

|                |       |
|----------------|-------|
| W-L record:    | 18-28 |
| Series record: | 1-6   |

|   |       |
|---|-------|
| Record in Conference Quarterfinals:     | 1-5   |
| W-L record in Conference Quarterfinals: | 12-22 |
| Record in Conference Semifinals:        | 0-1   |
| W-L record in Conference Semifinals:    | 2-4   |
| Record in Conference Finals:            | 0-0   |
| W-L record in Conference Finals:        | 0-0   |
| Record in Stanley Cup Finals:           | 0-0   |
| W-L record in Stanley Cup Finals:       | 0-0   |

### SERIES RECORD...

|   |     |
|---|-----|
| When winning Game 1 of a playoff series:                        | 1-2 |
| When losing Game 1 of a playoff series:                         | 0-4 |
| When winning the first two games of a playoff series:           | 0-0 |
| When losing the first two games of a playoff series:            | 0-2 |
| When splitting the first two games of a playoff series:         | 1-4 |
| When winning the first three games of a playoff series:         | 0-0 |
| When losing the first three games of a playoff series:          | 0-0 |
| When winning two of the first three games of a playoff series:  | 1-1 |
| When losing two of the first three games of a playoff series:   | 0-5 |
| When winning three of the first four games of a playoff series: | 0-0 |
| When losing three of the first four games of a playoff series:  | 0-3 |
| When splitting the first four games of a playoff series:        | 1-3 |
| When winning three of the first five games of a playoff series: | 1-0 |
| When losing three of the first five games of a playoff series:  | 0-6 |
| When splitting the first six games of a playoff series:         | 0-0 |
| Nashville series sweeps:  | 0   |
| Sweeps against Nashville:                                       | 0   |
| W-L record when facing elimination:                             | 1-6 |
| W-L record in Game 7's:   | 0-0 |





## HAT TRICKS/PENALTY SHOTS/SHUTOUTS

## PREDATORS' HAT TRICKS

| NO.  | DATE | PLAYER | SCORE | GOALTENDER |
|------|------|--------|-------|------------|
| NONE |      |        |       |            |

## OPPONENTS' HAT TRICKS

| NO. | DATE    | PLAYER          | SCORE                     | GOALTENDER  |
|-----|---------|-----------------|---------------------------|-------------|
| 1   | 4/27/06 | Patrick Marleau | Nashville 4 at San Jose 5 | Chris Mason |

## PREDATORS' PENALTY SHOTS

| NO. | DATE    | PLAYER         | GOALTENDER   | SCORE                    | RESULT |
|-----|---------|----------------|--------------|--------------------------|--------|
| 1   | 4/7/04  | Steve Sullivan | Manny Legace | Nashville 1 at Detroit 3 | SAVE   |
| 2   | 4/20/10 | Martin Erat    | Antti Niemi  | Chicago 1 at Nashville 4 | GOAL   |

## OPPONENTS' PENALTY SHOTS

| NO.  | DATE | PLAYER | GOALTENDER | SCORE | RESULT |
|------|------|--------|------------|-------|--------|
| NONE |      |        |            |       |        |

## PREDATORS' SHUTOUTS


| NO. | DATE    | GOALTENDER   | SAVES | SCORE                    |
|-----|---------|--------------|-------|--------------------------|
| 1   | 4/13/04 | Tomas Vokoun | 41    | Detroit 0 at Nashville 3 |

## OPPONENTS' SHUTOUTS

| NO. | DATE    | GOALTENDER     | SAVES | SCORE                      |
|-----|---------|----------------|-------|----------------------------|
| 1   | 4/17/04 | Curtis Joseph  | 15    | Detroit 2 at Nashville 0   |
| 2   | 4/23/06 | Vesa Toskala   | 25    | San Jose 3 at Nashville 0  |
| 3   | 4/20/08 | Chris Osgood   | 20    | Detroit 3 at Nashville 0   |
| 4   | 4/18/10 | Antti Niemi    | 23    | Nashville 0 at Chicago 2   |
| 5   | 4/22/10 | Antti Niemi    | 33    | Chicago 3 at Nashville 0   |
| 6   | 4/28/11 | Roberto Luongo | 20    | Nashville 0 at Vancouver 1 |



## OVERTIME HISTORY



| YEAR | HOME |   |   |      | AWAY |   |   |       | OVERALL |   |   |      |
|------|------|---|---|------|------|---|---|-------|---------|---|---|------|
|      | GP   | W | L | PCT  | GP   | W | L | PCT   | GP      | W | L | PCT  |
| 2007 | 1    | 0 | 1 | .000 | 0    | 0 | 0 | .000  | 1       | 0 | 1 | .000 |
| 2008 | 0    | 0 | 0 | .000 | 1    | 0 | 1 | .000  | 1       | 0 | 1 | .000 |
| 2010 | 0    | 0 | 0 | .000 | 1    | 0 | 1 | .000  | 1       | 0 | 1 | .000 |
| 2011 | 1    | 0 | 1 | .000 | 2    | 2 | 0 | 1.000 | 3       | 2 | 1 | .667 |

## GOALTENDER RECORD

|              | GP | W | L | PCT  |           | GP | W | L | PCT   |
|--------------|----|---|---|------|-----------|----|---|---|-------|
| Dan Ellis    | 1  | 0 | 1 | .000 | Anaheim   | 1  | 1 | 0 | 1.000 |
| Pekka Rinne  | 4  | 2 | 2 | .500 | Vancouver | 2  | 1 | 1 | .500  |
| Tomas Vokoun | 1  | 0 | 1 | .000 | Chicago   | 1  | 0 | 1 | .000  |
|              |    |   |   |      | Detroit   | 1  | 0 | 1 | .000  |
|              |    |   |   |      | San Jose  | 1  | 0 | 1 | .000  |

## PREDATORS SCORING

| HOME TEAM       |   |   |     | VISITING TEAM         |    |   |   |       |
|-----------------|---|---|-----|-----------------------|----|---|---|-------|
|                 | G | A | PTS |                       | GP | W | L | PCT   |
| Nick Spaling    | 0 | 2 | 2   | Ray Emery (ANA)       | 1  | 0 | 1 | .000  |
| Matt Halischuk  | 1 | 0 | 1   | Roberto Luongo (VAN)  | 1  | 1 | 1 | .500  |
| Jerred Smithson | 1 | 0 | 1   | Evgeni Nabokov (S.J.) | 1  | 1 | 0 | 1.000 |
| Ryan Suter      | 0 | 1 | 1   | Antti Niemi (CHI)     | 1  | 1 | 0 | 1.000 |
| Jordin Tootoo   | 0 | 1 | 1   | Chris Osgood (DET)    | 1  | 1 | 0 | 1.000 |

## OPPONENTS SCORING

|                           | G | A | PTS |
|---------------------------|---|---|-----|
| Johan Franzen (DET)       | 1 | 0 | 1   |
| Marian Hossa (CHI)        | 1 | 0 | 1   |
| Ryan Kesler (VAN)         | 1 | 0 | 1   |
| Patrick Rissmiller (S.J.) | 1 | 0 | 1   |
| Dave Bolland (CHI)        | 0 | 1 | 1   |
| Christian Ehrhoff (VAN)   | 0 | 1 | 1   |
| Mike Grier (S.J.)         | 0 | 1 | 1   |
| Niklas Kronwall (DET)     | 0 | 1 | 1   |
| Patrick Marleau (S.J.)    | 0 | 1 | 1   |
| Mikael Samuelsson (VAN)   | 0 | 1 | 1   |
| Brent Sopel (CHI)         | 0 | 1 | 1   |

## OVERTIME DECISIONS

|   |  |
|---|--|
| 1 | 4/11/07 (Game 1 of WCO): SAN JOSE 5 at Nashville 4 (Rissmiller, 8:14 OT)<br>Goaltenders: Vokoun/Nabokov  |
| 2 | 4/18/08 (Game 5 of WCO): Nashville 1 at DETROIT 1 (Franzen, 1:48 OT)<br>Goaltenders: Ellis/Osgood        |
| 3 | 4/24/10 (Game 5 of WCO): Nashville 4 at CHICAGO 5 (Hossa, 4:07 OT)<br>Goaltenders: Rinne/Niemi           |
| 4 | 4/22/11 (Game 5 of WCO): NASHVILLE 4 at Anaheim 3 (Smithson, 1:57 OT).<br>Goaltenders: Rinne/Emery       |
| 5 | 4/30/11 (Game 2 of WCS): NASHVILLE 2 at Vancouver 1 (Halischuk, 14:51 OT).<br>Goaltenders: Rinne/Luongo. |
| 6 | 5/3/11 (Game 3 of WCS): VANCOUVER 3 at Nashville 2 (Kesler, 10:45 OT).<br>Goaltenders: Rinne/Luongo.     |

## PLAYOFFS

## YEAR-BY-YEAR SCORING

## 2004 PLAYOFF SCORING

| Pos | No | Player            | GP | Avg. TOI | Shifts/Game | G | A | PTS | +/- | PIM | PP | SH | GW | S  | S%   | F/O W-L | F/O Win% |
|-----|----|-------------------|----|----------|-------------|---|---|-----|-----|-----|----|----|----|----|------|---------|----------|
| RW  | 18 | Adam Hall         | 6  | 18:29    | 26.7        | 2 | 1 | 3   | 3   | 2   | 0  | 0  | 1  | 13 | 15.4 | 27-44   | 38.0     |
| C   | 22 | Greg Johnson      | 6  | 17:47    | 27.2        | 1 | 2 | 3   | 4   | 0   | 0  | 0  | 0  | 7  | 14.3 | 44-51   | 46.3     |
| LW  | 17 | Scott Hartnell    | 6  | 15:37    | 22.2        | 1 | 2 | 3   | 3   | 2   | 0  | 0  | 0  | 11 | 9.1  | 1-7     | 12.5     |
| D   | 27 | Jason York        | 6  | 21:27    | 30.8        | 0 | 3 | 3   | 2   | 4   | 0  | 0  | 0  | 9  | 0.0  | 0-0     | 0.0      |
| RW  | 33 | Vladimir Orszagh  | 6  | 16:08    | 23.7        | 2 | 0 | 2   | -2  | 4   | 0  | 0  | 0  | 5  | 40.0 | 1-0     | 100.0    |
| RW  | 26 | Steve Sullivan    | 6  | 18:57    | 24.0        | 1 | 1 | 2   | -4  | 6   | 0  | 0  | 1  | 13 | 7.7  | 11-22   | 33.3     |
| D   | 2  | * Dan Hamhuis     | 6  | 20:29    | 26.3        | 0 | 2 | 2   | -2  | 6   | 0  | 0  | 0  | 4  | 0.0  | 0-0     | 0.0      |
| C   | 11 | David Legwand     | 6  | 15:41    | 22.3        | 1 | 0 | 1   | 1   | 8   | 0  | 1  | 0  | 8  | 12.5 | 43-48   | 47.3     |
| C   | 9  | Sergei Zholtok    | 6  | 10:33    | 16.2        | 1 | 0 | 1   | -3  | 0   | 1  | 0  | 0  | 6  | 16.7 | 21-39   | 35.0     |
| D   | 5  | Brad Bombardir    | 6  | 19:38    | 30.7        | 0 | 1 | 1   | 1   | 2   | 0  | 0  | 0  | 3  | 0.0  | 0-0     | 0.0      |
| LW  | 10 | Martin Erat       | 6  | 14:08    | 21.3        | 0 | 1 | 1   | -2  | 6   | 0  | 0  | 0  | 6  | 0.0  | 2-2     | 50.0     |
| RW  | 24 | Scott Walker      | 6  | 20:09    | 25.5        | 0 | 1 | 1   | -3  | 6   | 0  | 0  | 0  | 14 | 0.0  | 2-5     | 28.6     |
| LW  | 19 | Jim McKenzie      | 1  | 3:32     | 7.0         | 0 | 0 | 0   | 0   | 0   | 0  | 0  | 0  | 0  | 0.0  | 0-0     | 0.0      |
| D   | 3  | Marek Zidlicky    | 1  | 2:16     | 3.0         | 0 | 0 | 0   | 0   | 0   | 0  | 0  | 0  | 0  | 0.0  | 0-0     | 0.0      |
| D   | 34 | Shane Hnidy       | 5  | 12:31    | 18.8        | 0 | 0 | 0   | 0   | 6   | 0  | 0  | 0  | 4  | 0.0  | 0-0     | 0.0      |
| RW  | 55 | * Jordin Tootoo   | 5  | 5:09     | 8.0         | 0 | 0 | 0   | 0   | 4   | 0  | 0  | 0  | 2  | 0.0  | 0-0     | 0.0      |
| D   | 4  | Mark Eaton        | 6  | 19:50    | 28.8        | 0 | 0 | 0   | -2  | 2   | 0  | 0  | 0  | 6  | 0.0  | 0-0     | 0.0      |
| LW  | 21 | Andreas Johansson | 6  | 15:17    | 21.7        | 0 | 0 | 0   | -3  | 0   | 0  | 0  | 0  | 5  | 0.0  | 13-28   | 31.7     |
| LW  | 28 | Jeremy Stevenson  | 6  | 6:43     | 11.0        | 0 | 0 | 0   | -1  | 8   | 0  | 0  | 0  | 3  | 0.0  | 0-0     | 0.0      |
| D   | 44 | Kimmo Timonen     | 6  | 24:15    | 28.5        | 0 | 0 | 0   | -3  | 10  | 0  | 0  | 0  | 9  | 0.0  | 0-0     | 0.0      |
| G   | 29 | Tomas Vokoun      | 6  | --       | --          | 0 | 0 | 0   | 0   | 0   | 0  | 0  | 0  | 0  | 0.0  | --      | --       |

| No | Goaltender       | GP | Mins | GAA  | W | L | SO | GA | SA  | SV%  | G | A | PIM |
|----|------------------|----|------|------|---|---|----|----|-----|------|---|---|-----|
| 29 | Tomas Vokoun     | 6  | 356  | 2.02 | 2 | 4 | 1  | 12 | 197 | .939 | 0 | 0 | 0   |
|    | NASHVILLE Totals | 6  | 360  | 2.00 | 2 | 4 | 1  | 12 | 197 | .939 | 0 | 0 | 0   |

## 2006 PLAYOFF SCORING

| Pos | No | Player          | GP | Avg. TOI | Shifts/Game | G | A | PTS | +/- | PIM | PP | SH | GW | S    | S%   | F/O W-L | F/O Win% |
|-----|----|-----------------|----|----------|-------------|---|---|-----|-----|-----|----|----|----|------|------|---------|----------|
| LW  | 9  | Paul Kariya     | 5  | 20:46    | 24.6        | 2 | 5 | 7   | 0   | 2   | 0  | 0  | 12 | 16.7 | 0-0  | 0.0     |          |
| D   | 44 | Kimmo Timonen   | 5  | 24:42    | 29.4        | 1 | 3 | 4   | 0   | 4   | 0  | 1  | 0  | 17   | 5.9  | 0-0     | 0.0      |
| C   | 81 | Mike Sillinger  | 5  | 17:09    | 22.4        | 2 | 1 | 3   | -1  | 12  | 1  | 0  | 0  | 7    | 28.6 | 67-29   | 69.8     |
| D   | 6  | * Shea Weber    | 4  | 14:12    | 19.3        | 2 | 0 | 2   | -3  | 8   | 1  | 0  | 0  | 4    | 50.0 | 0-0     | 0.0      |
| RW  | 10 | Martin Erat     | 5  | 19:30    | 23.0        | 1 | 1 | 2   | -1  | 6   | 1  | 0  | 0  | 8    | 12.5 | 0-2     | 0.0      |
| RW  | 26 | Steve Sullivan  | 5  | 17:02    | 22.4        | 0 | 2 | 2   | -2  | 0   | 0  | 0  | 0  | 12   | 0.0  | 0-0     | 0.0      |
| D   | 2  | Dan Hamhuis     | 5  | 19:41    | 25.6        | 0 | 2 | 2   | -2  | 2   | 0  | 0  | 0  | 9    | 0.0  | 0-0     | 0.0      |
| RW  | 18 | Adam Hall       | 5  | 12:09    | 19.0        | 1 | 0 | 1   | -3  | 0   | 1  | 0  | 1  | 7    | 14.3 | 7-10    | 41.2     |
| LW  | 17 | Scott Hartnell  | 5  | 12:12    | 16.6        | 1 | 0 | 1   | 0   | 4   | 0  | 0  | 0  | 9    | 11.1 | 0-2     | 0.0      |
| C   | 22 | Greg Johnson    | 5  | 14:42    | 21.6        | 0 | 1 | 1   | 0   | 2   | 0  | 0  | 0  | 3    | 0.0  | 44-28   | 61.1     |
| C   | 11 | David Legwand   | 5  | 17:21    | 23.2        | 0 | 1 | 1   | -1  | 8   | 0  | 0  | 0  | 11   | 0.0  | 37-37   | 50.0     |
| D   | 3  | Marek Zidlicky  | 2  | 15:18    | 18.0        | 0 | 1 | 1   | 0   | 2   | 0  | 0  | 0  | 7    | 0.0  | 0-0     | 0.0      |
| C   | 38 | Vernon Fiddler  | 2  | 8:48     | 15.0        | 0 | 1 | 1   | -1  | 0   | 0  | 0  | 0  | 1    | 0.0  | 6-2     | 75.0     |
| C   | 94 | Yanic Perreault | 1  | 10:09    | 14.0        | 0 | 0 | 0   | 0   | 2   | 0  | 0  | 0  | 2    | 0.0  | 6-4     | 60.0     |
| RW  | 7  | Scottie Upshall | 2  | 11:56    | 15.5        | 0 | 0 | 0   | 0   | 0   | 0  | 0  | 0  | 4    | 0.0  | 0-0     | 0.0      |
| C   | 12 | Scott Nichol    | 3  | 7:44     | 14.0        | 0 | 0 | 0   | -2  | 2   | 0  | 0  | 0  | 2    | 0.0  | 8-8     | 50.0     |
| C   | 25 | Jerred Smithson | 3  | 9:26     | 18.3        | 0 | 0 | 0   | 0   | 4   | 0  | 0  | 0  | 0    | 0.0  | 9-4     | 69.2     |
| RW  | 14 | Jordin Tootoo   | 3  | 4:04     | 7.7         | 0 | 0 | 0   | -1  | 0   | 0  | 0  | 0  | 3    | 0.0  | 0-0     | 0.0      |
| D   | 4  | Mark Eaton      | 5  | 17:48    | 25.6        | 0 | 0 | 0   | 0   | 8   | 0  | 0  | 0  | 3    | 0.0  | 0-0     | 0.0      |
| D   | 55 | Danny Markov    | 5  | 19:21    | 28.2        | 0 | 0 | 0   | -1  | 6   | 0  | 0  | 0  | 6    | 0.0  | 0-0     | 0.0      |
| RW  | 24 | Scott Walker    | 5  | 16:00    | 23.8        | 0 | 0 | 0   | 0   | 6   | 0  | 0  | 0  | 5    | 0.0  | 0-4     | 0.0      |
| D   | 19 | Brendan Witt    | 5  | 17:07    | 24.4        | 0 | 0 | 0   | -3  | 12  | 0  | 0  | 0  | 5    | 0.0  | 0-0     | 0.0      |

| No | Goaltender       | GP | Mins | GAA  | W | L | SO | GA | SA  | SV%  | G | A | PIM |
|----|------------------|----|------|------|---|---|----|----|-----|------|---|---|-----|
| 30 | Chris Mason      | 5  | 296  | 3.45 | 1 | 4 | 0  | 17 | 171 | .901 | 0 | 0 | 0   |
|    | NASHVILLE Totals | 5  | 300  | 3.40 | 1 | 4 | 0  | 17 | 171 | .901 | 0 | 0 | 0   |

## PLAYOFFS

## YEAR-BY-YEAR SCORING

## 2007 PLAYOFF SCORING

| Pos | No | Player              | GP | Avg. TOI | Shifts/Game | G | A | PTS | +/- | PIM | PP | SH | GW | S  | S%   | F/O W-L | F/O Win% |
|-----|----|---------------------|----|----------|-------------|---|---|-----|-----|-----|----|----|----|----|------|---------|----------|
| RW  | 71 | J.P. Dumont         | 5  | 21:02    | 31.2        | 4 | 2 | 6   | 4   | 0   | 1  | 1  | 1  | 8  | 50.0 | 0-0     | 0.0      |
| RW  | 47 | * Alexander Radulov | 4  | 13:09    | 20.3        | 3 | 1 | 4   | 1   | 19  | 0  | 0  | 0  | 13 | 23.1 | 0-0     | 0.0      |
| C   | 21 | Peter Forsberg      | 5  | 20:57    | 29.0        | 2 | 2 | 4   | 2   | 12  | 0  | 0  | 0  | 7  | 28.6 | 33-31   | 51.6     |
| C   | 19 | Jason Arnott        | 5  | 19:17    | 26.6        | 2 | 1 | 3   | 0   | 2   | 1  | 0  | 0  | 11 | 18.2 | 37-52   | 41.6     |
| C   | 11 | David Legwand       | 5  | 22:23    | 32.2        | 0 | 3 | 3   | -2  | 2   | 0  | 0  | 0  | 14 | 0.0  | 35-52   | 40.2     |
| D   | 6  | Shea Weber          | 5  | 21:41    | 28.0        | 0 | 3 | 3   | 0   | 2   | 0  | 0  | 0  | 14 | 0.0  | 0-0     | 0.0      |
| C   | 38 | Vernon Fiddler      | 5  | 12:21    | 20.8        | 1 | 1 | 2   | -3  | 4   | 0  | 0  | 0  | 2  | 50.0 | 5-4     | 55.6     |
| LW  | 17 | Scott Hartnell      | 5  | 14:23    | 21.0        | 1 | 1 | 2   | -1  | 28  | 1  | 0  | 0  | 5  | 20.0 | 1-2     | 33.3     |
| LW  | 9  | Paul Kariya         | 5  | 19:36    | 26.2        | 0 | 2 | 2   | -4  | 2   | 0  | 0  | 0  | 10 | 0.0  | 0-0     | 0.0      |
| D   | 44 | Kimmo Timonen       | 5  | 24:32    | 31.6        | 0 | 2 | 2   | -1  | 4   | 0  | 0  | 0  | 7  | 0.0  | 0-0     | 0.0      |
| D   | 5  | Greg Zanon          | 5  | 20:43    | 27.6        | 0 | 2 | 2   | -2  | 2   | 0  | 0  | 0  | 7  | 0.0  | 0-0     | 0.0      |
| D   | 3  | Marek Zidlicky      | 5  | 19:18    | 25.4        | 0 | 2 | 2   | -1  | 4   | 0  | 0  | 0  | 8  | 0.0  | 0-0     | 0.0      |
| D   | 20 | Ryan Suter          | 5  | 23:18    | 28.8        | 1 | 0 | 1   | 0   | 8   | 0  | 0  | 0  | 9  | 11.1 | 0-0     | 0.0      |
| RW  | 10 | Martin Erat         | 3  | 14:13    | 21.7        | 0 | 1 | 1   | -1  | 0   | 0  | 0  | 0  | 3  | 0.0  | 0-0     | 0.0      |
| RW  | 22 | Jordin Tootoo       | 4  | 9:32     | 16.3        | 0 | 1 | 1   | -2  | 21  | 0  | 0  | 0  | 6  | 0.0  | 0-0     | 0.0      |
| D   | 2  | Dan Hamhuis         | 5  | 21:36    | 27.2        | 0 | 1 | 1   | -3  | 2   | 0  | 0  | 0  | 7  | 0.0  | 0-0     | 0.0      |
| LW  | 14 | Ramzi Abid          | 2  | 5:17     | 8.0         | 0 | 0 | 0   | -1  | 0   | 0  | 0  | 0  | 0  | 0.0  | 0-0     | 0.0      |
| LW  | 16 | Darcy Hordichuk     | 2  | 3:37     | 6.5         | 0 | 0 | 0   | 0   | 0   | 0  | 0  | 0  | 0  | 0.0  | 0-0     | 0.0      |
| C   | 12 | Scott Nichol        | 5  | 10:21    | 16.8        | 0 | 0 | 0   | 1   | 17  | 0  | 0  | 0  | 3  | 0.0  | 19-11   | 63.3     |
| C   | 25 | Jerred Smithson     | 5  | 11:30    | 21.0        | 0 | 0 | 0   | -2  | 17  | 0  | 0  | 0  | 0  | 0.0  | 20-16   | 55.6     |
| G   | 29 | Tomas Vokoun        | 5  | --       | --          | 0 | 0 | 0   | 0   | 2   | 0  | 0  | 0  | 0  | 0.0  | --      | --       |

| No | Goaltender       | GP | Mins | GAA  | W | L | SO | GA | SA  | SV%  | G | A | PIM |
|----|------------------|----|------|------|---|---|----|----|-----|------|---|---|-----|
| 29 | Tomas Vokoun     | 5  | 324  | 2.96 | 1 | 4 | 0  | 16 | 163 | .902 | 0 | 0 | 2   |
|    | NASHVILLE Totals | 5  | 328  | 2.93 | 1 | 4 | 0  | 16 | 163 | .902 | 0 | 0 | 2   |

## 2008 PLAYOFF SCORING

| Pos | No | Player            | GP | Avg. TOI | Shifts/Game | G | A | PTS | +/- | PIM | PP | SH | GW | S  | S%   | F/O W-L | F/O Win% |
|-----|----|-------------------|----|----------|-------------|---|---|-----|-----|-----|----|----|----|----|------|---------|----------|
| RW  | 47 | Alexander Radulov | 6  | 15:59    | 20.2        | 2 | 2 | 4   | 0   | 6   | 1  | 0  | 0  | 14 | 14.3 | 0-0     | 0.0      |
| D   | 6  | Shea Weber        | 6  | 19:29    | 25.7        | 1 | 3 | 4   | 0   | 6   | 0  | 0  | 0  | 4  | 25.0 | 0-0     | 0.0      |
| RW  | 10 | Martin Erat       | 6  | 20:55    | 26.5        | 1 | 3 | 4   | 0   | 8   | 0  | 0  | 0  | 13 | 7.7  | 3-4     | 42.8     |
| D   | 3  | Marek Zidlicky    | 6  | 19:04    | 24.0        | 0 | 3 | 3   | -2  | 8   | 0  | 0  | 0  | 11 | 0.0  | 0-0     | 0.0      |
| RW  | 22 | Jordin Tootoo     | 6  | 12:30    | 17.3        | 2 | 0 | 2   | 1   | 4   | 0  | 0  | 0  | 12 | 16.7 | 0-0     | 0.0      |
| D   | 2  | Dan Hamhuis       | 6  | 22:47    | 28.0        | 1 | 1 | 2   | -4  | 6   | 1  | 0  | 0  | 8  | 12.5 | 0-0     | 0.0      |
| D   | 20 | Ryan Suter        | 6  | 21:12    | 25.7        | 1 | 1 | 2   | -2  | 4   | 0  | 0  | 0  | 6  | 16.7 | 0-0     | 0.0      |
| RW  | 71 | J.P. Dumont       | 6  | 17:23    | 22.3        | 0 | 2 | 2   | -5  | 4   | 0  | 0  | 0  | 8  | 0.0  | 0-0     | 0.0      |
| C   | 37 | * Rich Peverley   | 6  | 8:51     | 12.7        | 0 | 2 | 2   | 0   | 0   | 0  | 0  | 0  | 4  | 0.0  | 16-21   | 43.2     |
| D   | 5  | Greg Zanon        | 6  | 18:44    | 25.0        | 0 | 2 | 2   | 2   | 4   | 0  | 0  | 0  | 1  | 0.0  | 0-0     | 0.0      |
| LW  | 17 | Jan Hlavac        | 6  | 18:12    | 24.3        | 0 | 2 | 2   | -4  | 2   | 0  | 0  | 0  | 10 | 0.0  | 2-2     | 50.0     |
| C   | 11 | David Legwand     | 3  | 18:15    | 25.0        | 1 | 0 | 1   | 0   | 2   | 0  | 0  | 0  | 10 | 10.0 | 22-27   | 44.9     |
| C   | 19 | Jason Arnott      | 4  | 18:28    | 24.5        | 1 | 0 | 1   | -1  | 4   | 0  | 0  | 1  | 6  | 16.7 | 23-39   | 37.1     |
| C   | 14 | Radek Bonk        | 6  | 17:56    | 23.3        | 1 | 0 | 1   | -3  | 2   | 0  | 0  | 0  | 12 | 8.3  | 47-38   | 55.3     |
| D   | 7  | Greg de Vries     | 6  | 19:40    | 24.0        | 1 | 0 | 1   | -2  | 2   | 0  | 0  | 1  | 3  | 33.3 | 0-0     | 0.0      |
| RW  | 15 | Josh Langfield    | 1  | 6:30     | 9.0         | 0 | 0 | 0   | 0   | 0   | 0  | 0  | 0  | 0  | 0.0  | 0-0     | 0.0      |
| C   | 12 | Scott Nichol      | 2  | 7:30     | 11.5        | 0 | 0 | 0   | 0   | 0   | 0  | 0  | 0  | 1  | 0.0  | 0-2     | 0.0      |
| RW  | 24 | Brandon Bochenski | 3  | 6:36     | 10.7        | 0 | 0 | 0   | -1  | 0   | 0  | 0  | 0  | 4  | 0.0  | 0-0     | 0.0      |
| LW  | 16 | Darcy Hordichuk   | 5  | 3:31     | 5.2         | 0 | 0 | 0   | 0   | 2   | 0  | 0  | 0  | 1  | 0.0  | 0-0     | 0.0      |
| C   | 38 | Vernon Fiddler    | 6  | 16:47    | 24.8        | 0 | 0 | 0   | 0   | 0   | 0  | 0  | 0  | 11 | 0.0  | 37-26   | 58.7     |
| C   | 25 | Jerred Smithton   | 6  | 11:51    | 20.2        | 0 | 0 | 0   | 0   | 2   | 0  | 0  | 0  | 5  | 0.0  | 26-35   | 42.6     |
| G   | 39 | Dan Ellis         | 6  | --       | --          | 0 | 0 | 0   | 0   | 0   | 0  | 0  | 0  | 0  | 0.0  | --      | --       |



## 2010 PLAYOFF SCORING

| Pos | No   | Player           | GP | Avg. TOI | Shifts/Game | G | A | PTS | +/- | PIM | PP | SH | GW | S  | S%   | F/O W-L | F/O Win% |
|-----|------|------------------|----|----------|-------------|---|---|-----|-----|-----|----|----|----|----|------|---------|----------|
| C   | 11   | David Legwand    | 6  | 19:16    | 26.7        | 2 | 5 | 7   | 5   | 8   | 0  | 0  | 1  | 16 | 12.5 | 25-42   | 37.3     |
| RW  | 10   | Martin Erat      | 6  | 18:55    | 24.5        | 4 | 1 | 5   | -2  | 4   | 0  | 0  | 0  | 15 | 26.7 | 2-4     | 33.3     |
| RW  | 71   | J.P. Dumont      | 6  | 14:18    | 19.8        | 2 | 2 | 4   | 3   | 0   | 0  | 0  | 1  | 7  | 28.6 | 0-0     | 0.0      |
| RW  | 29   | Joel Ward        | 6  | 19:54    | 26.3        | 2 | 2 | 4   | 1   | 2   | 0  | 1  | 0  | 12 | 16.7 | 4-8     | 33.3     |
| D   | 6    | Shea Weber       | 6  | 24:26    | 32.2        | 2 | 1 | 3   | -1  | 4   | 0  | 0  | 0  | 14 | 14.3 | 0-0     | 0.0      |
| LW  | 26   | Steve Sullivan   | 6  | 17:58    | 25.5        | 0 | 3 | 3   | 2   | 2   | 0  | 0  | 0  | 7  | 0.0  | 1-3     | 25.0     |
| C   | 19   | Jason Arnott     | 6  | 17:50    | 24.3        | 2 | 0 | 2   | -3  | 0   | 1  | 0  | 0  | 26 | 7.7  | 55-60   | 47.8     |
| D   | 37   | Denis Grebeshkov | 2  | 11:22    | 17.5        | 0 | 2 | 2   | 2   | 0   | 0  | 0  | 0  | 0  | 0.0  | 0-0     | 0.0      |
| D   | 2    | Dan Hamhuis      | 6  | 22:24    | 28          | 0 | 2 | 2   | -1  | 2   | 0  | 0  | 0  | 4  | 0.0  | 0-0     | 0.0      |
| D   | 8    | Kevin Klein      | 6  | 17:42    | 23.2        | 0 | 2 | 2   | 1   | 4   | 0  | 0  | 0  | 2  | 0.0  | 0-0     | 0.0      |
| RW  | 25   | Jerred Smithson  | 6  | 15:35    | 24          | 1 | 0 | 1   | -1  | 6   | 0  | 0  | 0  | 5  | 20.0 | 30-18   | 62.5     |
| D   | 32 * | Cody Franson     | 4  | 9:02     | 12          | 0 | 1 | 1   | 1   | 2   | 0  | 0  | 0  | 5  | 0.0  | 0-0     | 0.0      |
| RW  | 27   | Patric Hornqvist | 2  | 13:10    | 20.5        | 0 | 1 | 1   | -2  | 4   | 0  | 0  | 0  | 1  | 0.0  | 0-1     | 0.0      |
| RW  | 22   | Jordin Tootoo    | 6  | 7:57     | 11.2        | 0 | 1 | 1   | 0   | 2   | 0  | 0  | 0  | 5  | 0.0  | 0-0     | 0.0      |
| C   | 9    | Marcel Goc       | 6  | 16:06    | 22.8        | 0 | 1 | 1   | -2  | 2   | 0  | 0  | 0  | 13 | 0.0  | 36-37   | 49.3     |
| C   | 33 * | Colin Wilson     | 6  | 13:42    | 19          | 0 | 1 | 1   | -1  | 0   | 0  | 0  | 0  | 8  | 0.0  | 0-4     | 0.0      |
| D   | 20   | Ryan Suter       | 6  | 24:08    | 31.8        | 0 | 0 | 0   | -1  | 0   | 0  | 0  | 0  | 16 | 0.0  | 0-0     | 0.0      |
| C   | 14   | Dustin Boyd      | 4  | 7:03     | 10          | 0 | 0 | 0   | -1  | 0   | 0  | 0  | 0  | 4  | 0.0  | 9-7     | 56.2     |
| D   | 51   | Francis Bouillon | 6  | 19:37    | 25.5        | 0 | 0 | 0   | -1  | 6   | 0  | 0  | 0  | 3  | 0.0  | 0-0     | 0.0      |
| LW  | 13 * | Nick Spaling     | 6  | 8:23     | 12.2        | 0 | 0 | 0   | 0   | 0   | 0  | 0  | 0  | 3  | 0.0  | 5-3     | 62.5     |
| G   | 35   | Pekka Rinne      | 6  | --       | --          | 0 | 0 | 0   | 0   | 0   | 0  | 0  | 0  | 0  | 0.0  | --      | --       |

| No               | Goaltender  | GP | Mins | GAA  | W | L | SO | GA | SA  | SV%  | G | A | PIM |
|------------------|-------------|----|------|------|---|---|----|----|-----|------|---|---|-----|
| 35               | Pekka Rinne | 6  | 358  | 2.68 | 2 | 4 | 0  | 16 | 179 | .911 | 0 | 0 | 0   |
| NASHVILLE Totals |             | 6  | 362  | 2.83 | 2 | 4 | 0  | 17 | 180 | .906 | 0 | 0 | 0   |



## STREAKS

## LONGEST WINNING STREAK

2 - 4/22-4/24/11  
- 4/14-4/16/08  
- 4/11-4/13/04

## At Home:

2 - 4/14-4/16/08  
- 4/11-4/13/04

## On Road:

2 - 4/30-5/7/11

## LONGEST LOSING STREAK

4 - 4/23-4/30/06

## At Home:

3 - 5/3-5/9/11

## On Road:

3 - 4/10-4/18/08  
- 4/7-4/15/04

## LONGEST SHUTOUT STREAK

93:51 - 4/30-5/3/11

## At Home:

76:05 - 4/11-4/17/04

## On Road:

78:50 - 4/30-5/7/11

## MOST CONSECUTIVE GAMES

## WITHOUT BEING SHUTOUT

13 - 4/25/06-4/18/08

## At Home:

7 - 4/26/10-5/9/11

## On Road:

10 - 4/7/04-4/18/08

## LONGEST SCORELESS STREAK

119:03 - 4/4-4/30/11

## At Home:

119:00 - 4/21-4/30/06

## On Road:

118:53 - 4/28-4/30/11

## WINS

## MOST WINS

6 - 2011

## At Home:

2 - 2011

- 2008

- 2004

## On Road:

4 - 2011

## FEWEST WINS

1 - 2007

- 2006

## At Home:

1 - 2010

- 2007

- 2006

## On Road:

0 - four times

## LOSSES

## MOST LOSSES

6 - 2011

## At Home:

4 - 2011

## On Road:

3 - 2008

- 2004

## FEWEST LOSSES

4 - five times

## At Home:

1 - 2008

- 2004

## On Road:

2 - four times, last 2011

## GOALS

## MOST GOALS SCORED

33 - 2011

## At Home:

17 - 2011

## On Road:

16 - 2011

## FEWEST GOALS SCORED

9 - 2004

## At Home:

5 - 2006

## On Road:

3 - 2007

- 2004

## MOST GOALS AGAINST

34 - 2011

## At Home:

20 - 2011

## On Road:

14 - 2011

## FEWEST GOALS AGAINST

12 - 2004

## At Home:

3 - 2004

## On Road:

6 - 2007

## SPECIAL TEAMS

## MOST POWER PLAY GOALS

7 - 2011

## At Home:

5 - 2006

## On Road:

3 - 2011

## FEWEST POWER PLAY GOALS

1 - 2010

- 2004

## At Home:

0 - 2004

## On Road:

0 - 2010

## MOST POWER PLAY CHANCES

48 - 2011 (7 PPGs, 14.6%)

## At Home:

25 - 2011 (4 PPGs, 16.0%)

## On Road:

23 - 2011 (3 PPG, 13.0%)

## FEWEST POWER PLAY CHANCES

22 - 2007 (3 PPG, 13.6%)

## At Home:

11 - 2008 (1 PPG, 9.1%)

## On Road:

5 - 2007 (1 PPG, 20.0%)

## MOST POWER PLAY GOALS AGAINST

12 - 2011

## At Home:

8 - 2011

## On Road:

4 - 2011

## FEWEST POWER PLAY GOALS

## AGAINST

2 - 2007

- 2004

## At Home:

0 - 2004

## On Road:

0 - 2007

## MOST CONSECUTIVE GAMES

## WITH A POWER PLAY GOAL

4 - 4/13-4/20/11

## At Home:

2 - 4/17-4/20/11

## On Road:

2 - 4/16-4/24/10

## At Home:

3 - 4/11-4/17/04

## On Road:

2 - 4/13-4/15/11

## MOST CONSECUTIVE GAMES

## WITHOUT A POWER PLAY GOAL

5 - 4/16-4/24/10

## At Home:

3 - 4/11-4/17/04

## On Road:

4 - 4/22-5/7/11

## MOST CONSECUTIVE UNSUCCESSFUL

## POWER PLAY ATTEMPTS

22 - 4/16-4/26/10

- 4/17-4/15/04

## At Home:

15 - 4/11-4/17/04

## On Road:

14 - 4/15-5/7/11

## MOST CONSECUTIVE GAMES WITH A

## POWER PLAY GOAL AGAINST

6 - 4/13-4/24/11

## At Home:

6 - 4/17-5/9/11

## On Road:

3 - 4/13-4/22/11

## MOST CONSECUTIVE GAMES

## WITHOUT ALLOWING A POWER

## PLAY GOAL

3 - 4/13-4/18/07

## At Home:

3 - 4/11-4/17/04

## On Road:

3 - 4/28-5/7/11

## MOST CONSECUTIVE SUCCESSFUL

## PENALTY KILLS

23 - 4/11-4/20/07

## At Home:

13 - 4/11-4/17/04

## On Road:

11 - 4/16-4/18/07

## MOST SHORTHANDED GOALS

2 - 2011

## At Home:

1 - three times, last 2011

## On Road:

1 - three times, last 2011

## FEWEST SHORTHANDED GOALS

0 - 2008

## At Home:

0 - 2010

- 2008

- 2006

## On Road:

0 - 2008

- 2007

- 2004

## MOST TIMES SHORTHANDED

40 - 2011 (12 PPGA, 70.0%)

## At Home:

21 - 2006 (6 PPGA, 71.4%)

## On Road:

20 - 2011 (4 PPGA, 80.0%)

## FEWEST TIMES SHORTHANDED

23 - 2010 (4 PPGA, 82.6%)

## At Home:

12 - 2010 (3 PPGA, 75.0%)

- 2004 (0 PPGA, 100.0%)

## On Road:

11 - 2010 (1 PPGA, 90.9%)

- 2007 (0 PPGA, 100.0%)

## MOST SHORTHANDED GOALS AGAIN

## PLAYOFFS

## TEAM - SEASON/SERIES

## MOST CONSECUTIVE GAMES WITH A SHORTHANDED GOAL AGAINST

None  
At Home:  
None  
On Road:  
None

## PENALTY MINUTES

**MOST PENALTY MINUTES**  
148 - 2007  
At Home:  
124 - 2007  
On Road:  
50 - 2011

## FEWEST PENALTY MINUTES

52 - 2010  
At Home:  
26 - 2010  
On Road:  
24 - 2007  
On Road:  
159 - 2011  
**MOST PENALTY MINUTES, OPPONENT**  
159 - 2011

85 - 2007  
On Road:  
94 - 2011  
**FEWEST PENALTY MINUTES, OPPONENT**  
58 - 2008

At Home:  
28 - 2008  
On Road:  
12 - 2007

## SHOTS

**MOST SHOTS**  
354 - 2011  
At Home:  
164 - 2011  
On Road:  
190 - 2011  
**FEWEST SHOTS**  
128 - 2004  
At Home:  
56 - 2004

On Road:  
45 - 2007  
**MOST SHOTS AGAINST**  
354 - 2011  
At Home:  
175 - 2011  
On Road:  
179 - 2011  
**FEWEST SHOTS AGAINST**  
163 - 2007  
At Home:  
89 - 2010  
On Road:  
64 - 2007  
- 2006

## TEAM - SERIES

## GOALS

**MOST GOALS SCORED**  
22 - 2011 WCO vs. ANA  
At Home:  
11 - 2011 WCO vs. ANA  
- 2007 WCO vs. S.J.  
On Road:  
11 - 2011 WCO vs. ANA  
**FEWEST GOALS SCORED**  
9 - 2004 WCO vs. DET  
At Home:  
5 - 2011 WCS vs. VAN  
- 2006 WCO vs. S.J.  
On Road:  
3 - 2007 WCO vs. S.J.  
- 2004 WCO vs. DET

## MOST GOALS AGAINST

20 - 2011 WCO vs. ANA  
At Home:  
11 - 2011 WCO vs. ANA  
On Road:  
9 - four times, last 2011 vs. ANA  
**FEWEST GOALS AGAINST**  
12 - 2004 WCO vs. DET  
At Home:  
3 - 2004 WCO vs. DET  
On Road:  
5 - 2011 WCS vs. VAN  
**MOST GOALS SCORED BY BOTH TEAMS**  
42 - 2011 WCO vs. ANA  
(NSH 22, ANA 20)

At Home:  
21 - 2007 WCO vs. S.J. (NSH 11, S.J. 10)  
On Road:  
20 - 2011 WCO vs. ANA (NSH 11, ANA 9)  
**FEWEST GOALS SCORED BY BOTH TEAMS**  
21 - 2004 WCO vs. DET (DET 12, NSH 9)  
At Home:  
9 - 2004 WCO vs. DET (NSH 6, DET 3)  
On Road:  
9 - 2007 WCO vs. S.J. (S.J. 6, NSH 3)  
**LARGEST GOAL ADVANTAGE**  
2 - 2011 WCO vs. ANA  
(NSH 22, ANA 20)

At Home:  
3 - WCO vs. Detroit: 2004  
(NSH 6, DET 3)  
On Road:  
2 - 2011 WCO vs. ANA (NSH 11, ANA 9)  
**LARGEST GOAL DEFICIT**  
7 - 2006 WCO vs. San Jose  
(S.J. 17, NSH 10)  
At Home:  
4 - 2011 WCS vs. Vancouver  
(VAN 9, NSH 5)  
On Road:  
6 - 2004 WCO vs. Detroit  
(DET 9, NSH 3)

## SPECIAL TEAMS

**MOST POWER PLAY GOALS**  
6 - 2011 WCO vs. ANA (27 PPA, 22.2%)  
- 2006 WCO vs. S.J. (32 PPA, 18.8%)  
At Home:  
5 - 2006 WCO vs. S.J. (21 PPA, 23.8%)  
On Road:  
3 - 2011 WCO vs. ANA (13 PPA, 23.1%)  
**FEWEST POWER PLAY GOALS**  
1 - 2011 WCS vs. VAN (21 PPA, 4.8%)  
- 2010 WCO vs. CHI (27 PPA, 3.7%)  
- 2004 WCO vs. DET (29 PPA, 3.4%)  
At Home:  
0 - 2004 WCO vs. DET (13 PPA, 0.0%)  
On Road:  
0 - 2011 WCS vs. VAN (10 PPA, 0.0%)  
- 2010 WCO vs. CHI (12 PPA, 0.0%)  
**MOST POWER PLAY CHANCES**  
32 - 2006 WCO vs. S.J. (6 PPGs, 18.8%)  
At Home:  
21 - 2006 WCO vs. S.J. (3 PPGs, 23.8%)  
On Road:  
14 - 2004 WCO vs. DET (1 PPG, 7.1%)  
**FEWEST POWER PLAY CHANCES**  
21 - 2010 WCS vs. VAN (1 PPG, 4.8%)  
At Home:  
11 - 2011 WCS vs. VAN (1 PPG, 9.1%)  
- 2008 WCO vs. DET (1 PPG, 9.1%)  
On Road:  
5 - 2007 WCO vs. S.J. (1 PPG, 20.0%)

**MOST POWER PLAY GOALS AGAINST**  
9 - 2006 WCO vs. S.J. (37 TSH, 75.7%)  
At Home:  
6 - 2006 WCO vs. S.J. (21 TSH, 71.4%)  
On Road:  
4 - 2011 WCO vs. ANA (12 TSH, 66.7%)  
**FEWEST POWER PLAY GOALS AGAINST**  
2 - 2007 WCO vs. S.J. (30 TSH, 93.3%)  
- 2004 WCO vs. DET (29 TSH, 93.1%)  
At Home:  
0 - 2004 WCO vs. DET (13 TSH, 100%)  
On Road:  
0 - 2007 WCO vs. S.J. (11 TSH, 100%)

**MOST SHORTHANDED GOALS**  
2 - 2011 WCS vs. VAN  
At Home:  
1 - 2011 WCS vs. VAN  
- 2007 WCO vs. S.J.  
- 2004 WCO vs. DET  
On Road:  
1 - 2011 WCS vs. VAN  
- 2010 WCO vs. CHI  
- 2006 WCO vs. S.J.  
**FEWEST SHORTHANDED GOALS**  
0 - 2011 WCO vs. ANA  
- 2008 WCO vs. DET

At Home:  
0 - four times, last 2011 WCO vs. ANA  
On Road:  
0 - four times, last 2011 WCO vs. ANA  
**MOST TIMES SHORTHANDED**  
37 - 2006 WCO vs. S.J. (9 PPGA, 75.7%)  
At Home:  
21 - 2006 WCO vs. S.J. (6 PPGA, 71.4%)  
On Road:  
16 - 2006 WCO vs. S.J. (3 PPGA, 81.2%)  
- 2004 WCO vs. DET (2 PPGA, 87.5%)  
**FEWEST TIMES SHORTHANDED**  
18 - 2011 WCS vs. VAN (4 PPGA, 77.8%)  
At Home:  
10 - 2011 WCO vs. ANA (4 PPGA, 60.0%)  
On Road:  
10 - 2011 WCS vs. VAN (4 PPGA, 77.8%)  
**MOST SHORTHANDED GOALS AGAINST**  
1 - five times, last 2011 WCS vs. VAN

At Home:  
1 - 2008 WCO vs. DET  
On Road:  
1 - four times, last 2011 WCS vs. VAN  
**FEWEST SHORTHANDED GOALS AGAINST**  
0 - 2007 WCO vs. S.J.  
- 2006 WCO vs. S.J.  
At Home:  
0 - six times, last 2011 WCS vs. VAN  
On Road:  
0 - three times, last 2008 WCO vs. DET

## PENALTY MINUTES

**MOST PENALTY MINUTES**  
148 - 2007 WCO vs. S.J.  
At Home:  
124 - 2007 WCO vs. S.J.  
On Road:  
44 - 2006 WCO vs. S.J.  
**FEWEST PENALTY MINUTES**  
44 - 2011 WCS vs. VAN  
At Home:  
24 - 2011 WCS vs. VAN  
On Road:  
20 - 2011 WCS vs. VAN  
**MOST PENALTY MINUTES, OPPONENT**  
109 - 2011 WCO vs. ANA  
85 - 2007 WCO vs. S.J.  
On Road:  
64 - 2011 WCO vs. ANA  
**FEWEST PENALTY MINUTES, OPPONENT**  
50 - 2011 WCS vs. VAN  
At Home:  
20 - 2011 WCS vs. VAN  
On Road:  
12 - 2007 WCO vs. S.J.  
**MOST PENALTY MINUTES BY BOTH TEAMS**  
245 - 2007 WCO vs. S.J.  
(NSH 148, S.J. 97)  
At Home:  
209 - 2007 WCO vs. S.J.  
(NSH 124, S.J. 85)  
On Road:  
94 - 2011 WCO vs. ANA  
(ANA, 64, NSH 30)

## PLAYOFFS

## TEAM - SERIES/GAME

## SHOTS

**MOST SHOTS**  
190 - 2011 WCO vs. ANA  
At Home:  
96 - 2010 WCO vs. CHI  
On Road:  
101 - 2011 WCO vs. ANA  
**FEWEST SHOTS**  
128 - 2004 WCO vs. DET  
At Home:  
56 - 2004 WCO vs. DET  
On Road:  
45 - 2007 WCO vs. S.J.  
**MOST SHOTS AGAINST**  
242 - 2008 WCO vs. DET

At Home:  
110 - 2008 WCO vs. DET  
On Road:  
132 - 2008 WCO vs. DET  
**FEWEST SHOTS AGAINST**  
163 - 2007 WCO vs. S.J.  
At Home:  
81 - 2011 WCO vs. ANA  
On Road:  
64 - 2007 WCO vs. S.J.  
- 2006 WCO vs. S.J.  
**MOST SHOTS BY BOTH TEAMS**  
386 - 2008 WCO vs. DET  
(DET 242, NSH 144)

At Home:  
197 - 2006 WCO vs. S.J.  
(S.J. 107, NSH 90)  
On Road:  
200 - 2008 WCO vs. DET  
(DET 132, NSH 68)  
**FEWEST SHOTS BY BOTH TEAMS**  
297 - 2007 WCO vs. S.J.  
(S.J. 163, NSH 134)  
At Home:  
170 - 2011 WCO vs. ANA  
(NSH 89, ANA 81)  
On Road:  
109 - 2007 WCO vs. S.J.  
(S.J. 64, NSH 45)  
**LARGEST SHOT ADVANTAGE**  
27 - 2011 WCO vs. ANA  
(NSH 190, ANA 163)

At Home:  
8 - 2011 WCO vs. ANA  
(NSH 89, ANA 81)  
On Road:  
19 - 2011 WCO vs. ANA  
(NSH 101, ANA 82)  
**LARGEST SHOT DEFICIT**  
98 - 2008 WCO vs. DET  
(DET 242, NSH 144)  
At Home:  
53 - 2004 WCO vs. DET  
(DET 109, NSH 56)  
On Road:  
64 - 2008 WCO vs. DET  
(DET 132, NSH 68)

## TEAM - GAME

## GOALS

**MOST GOALS SCORED**  
22 - 2011 WCO vs. ANA  
At Home:  
11 - 2011 WCO vs. ANA  
- 2007 WCO vs. S.J.  
On Road:  
11 - 2011 WCO vs. ANA  
**FEWEST GOALS SCORED**  
9 - 2004 WCO vs. DET  
At Home:  
5 - 2011 WCS vs. VAN  
- 2006 WCO vs. S.J.  
On Road:  
3 - 2007 WCO vs. S.J.  
- 2004 WCO vs. DET

**MOST GOALS AGAINST**  
20 - 2011 WCO vs. ANA  
At Home:  
11 - 2011 WCO vs. ANA  
On Road:  
9 - four times, last 2011 vs. ANA  
**FEWEST GOALS AGAINST**  
12 - 2004 WCO vs. DET  
At Home:  
3 - 2004 WCO vs. DET  
On Road:  
5 - 2011 WCS vs. VAN  
- 2010 WCO vs. CHI (12 PPA, 0.0%)  
- 2010 WCO vs. CHI (27 PPA, 3.7%)  
- 2004 WCO vs. DET (29 PPA, 3.4%)

At Home:  
21 - 2007 WCO vs. S.J. (NSH 11, S.J. 10)  
On Road:  
20 - 2011 WCO vs. ANA (NSH 11, ANA 9)  
**FEWEST GOALS SCORED BY BOTH TEAMS**  
21 - 2004 WCO vs. DET (DET 12, NSH 9)  
At Home:  
9 - 2004 WCO vs. DET (NSH 6, DET 3)  
On Road:  
9 - 2007 WCO vs. S.J. (S.J. 6, NSH 3)  
**LARGEST GOAL ADVANTAGE**  
2 - 2011 WCO vs. ANA  
(NSH 22, ANA 20)  
At Home:  
3 - WCO vs. Detroit: 2004  
(NSH 6, DET 3)

On Road:  
2 - 2011 WCO vs. ANA (NSH 11, ANA 9)  
**LARGEST GOAL DEFICIT**  
7 - 2006 WCO vs. San Jose  
(S.J. 17, NSH 10)  
At Home:  
4 - 2011 WCS vs. Vancouver  
(VAN 9, NSH 5)  
On Road:  
6 - 2004 WCO vs. Detroit  
(DET 9, NSH 3)

## SPECIAL TEAMS

**MOST POWER PLAY GOALS**  
6 - 2011 WCO vs. ANA (27 PPA, 22.2%)  
- 2006 WCO vs. S.J. (32 PPA, 18.8%)  
At Home:  
5 - 2006 WCO vs. S.J. (21 PPA, 23.8%)  
On Road:  
3 - 2011 WCO vs. ANA (13 PPA, 23.1%)  
**FEWEST POWER PLAY GOALS**  
1 - 2011 WCS vs. VAN (21 PPA, 4.8%)  
- 2010 WCO vs. CHI (27 PPA, 3.7%)  
- 2004 WCO vs. DET (29 PPA, 3.4%)  
At Home:  
0 - 2004 WCO vs. DET (13 PPA, 0.0%)  
On Road:  
0 - 2011 WCS vs. VAN (10 PPA, 0.0%)  
- 2010 WCO vs. CHI (12 PPA, 0.0%)  
**MOST POWER PLAY CHANCES**  
32 - 2006 WCO vs. S.J. (6 PPGs, 18.8%)  
At Home:  
21 - 2006 WCO vs. S.J. (5 PPGs, 23.8%)  
On Road:  
14 - 2004 WCO vs. DET (1 PPG, 7.1%)  
**FEWEST POWER PLAY CHANCES**  
21 - 2010 WCS vs. VAN (1 PPG, 4.8%)  
At Home:  
11 - 2011 WCS vs. VAN (1 PPG, 9.1%)  
- 2008 WCO vs. DET (1 PPG, 9.1%)  
On Road:  
5 - 2007 WCO vs. S.J. (1 PPG, 20.0%)  
**MOST POWER PLAY GOALS AGAINST**  
9 - 2006 WCO vs. S.J. (37 TSH, 75.7%)  
At Home:  
6 - 2006 WCO vs. S.J. (21 TSH, 71.4%)

On Road:  
4 - 2011 WCO vs. ANA (12 TSH, 66.7%)  
**FEWEST POWER PLAY GOALS AGAINST**  
2 - 2007 WCO vs. S.J. (30 TSH, 93.3%)  
- 2004 WCO vs. DET (29 TSH, 93.1%)  
At Home:  
0 - 2004 WCO vs. DET (13 TSH, 100%)  
On Road:  
0 - 2007 WCO vs. S.J. (11 TSH, 100%)  
**MOST SHORTHANDED GOALS**  
2 - 2011 WCS vs. VAN  
At Home:  
1 - 2011 WCS vs. VAN  
- 2007 WCO vs. S.J.  
On Road:  
1 - 2011 WCS vs. VAN  
- 2010 WCO vs. CHI  
- 2006 WCO vs. S.J.  
**FEWEST SHORTHANDED GOALS**  
0 - 2011 WCO vs. ANA  
- 2008 WCO vs. DET

At Home:  
0 - four times, last 2011 WCO vs. ANA  
On Road:  
0 - four times, last 2011 WCO vs. ANA  
**MOST TIMES SHORTHANDED**  
37 - 2006 WCO vs. S.J. (9 PPGA, 75.7%)  
At Home:  
21 - 2006 WCO vs. S.J. (6 PPGA, 71.4%)  
On Road:  
16 - 2006 WCO vs. S.J. (3 PPGA, 81.2%)  
- 2004 WCO vs. DET (2 PPGA, 87.5%)  
**FEWEST TIMES SHORTHANDED**  
18 - 2011 WCS vs. VAN (4 PPGA, 77.8%)  
On Road:  
10 - 2011 WCO vs. ANA (4 PPGA, 60.0%)  
At Home:  
10 - 2011 WCS vs. VAN (4 PPGA, 77.8%)  
**MOST SHORTHANDED GOALS AGAINST**  
1 - five times, last 2011 WCS vs. VAN  
At Home:  
1 - 2008 WCO vs. DET  
On Road:  
1 - four times, last 2011 WCS vs. VAN

**FEWEST SHORTHANDED GOALS AGAINST**  
0 - 2007 WCO vs. S.J.  
- 2006 WCO vs. S.J.  
At Home:  
0 - six times, last 2011 WCS vs. VAN  
On Road:  
0 - three times, last 2008 WCO vs. DET

## PENALTY MINUTES

**MOST PENALTY MINUTES**  
148 - 2007 WCO vs. S.J.  
At Home:  
124 - 2007 WCO vs. S.J.  
On Road:  
44 - 2006 WCO vs. S.J.  
**FEWEST PENALTY MINUTES**  
44 - 2011 WCS vs. VAN  
At Home:  
24 - 2011 WCS vs. VAN  
On Road:  
20 - 2011 WCS vs. VAN  
**MOST PENALTY MINUTES, OPPONENT**  
109 - 2011 WCO vs. ANA  
At Home:  
85 - 2007 WCO vs. S.J.  
On Road:  
64 - 2011 WCO vs. ANA  
**FEWEST PENALTY MINUTES, OPPONENT**  
50 - 2011 WCS vs. VAN  
At Home:  
20 - 2011 WCS vs. VAN  
On Road:  
12 - 2007 WCO vs. S.J.  
**MOST PENALTY MINUTES BY BOTH TEAMS**  
245 - 2007 WCO vs. S.J.  
(NSH 148, S.J. 97)  
At Home:  
209 - 2007 WCO vs. S.J.  
(NSH 124, S.J. 85)  
On Road:  
94 - 2011 WCO vs. ANA  
(ANA, 64, NSH 30)



## PLAYOFFS

## TEAM - GAME / PERIOD

## SHOTS

## MOST SHOTS

46 - 4/30/11 in 2-1 TOT win  
at Vancouver

## At Home:

43 - 4/1/07 in 5-4 loss vs. San Jose

## On Road:

46 - 4/30/11 in 2-1 TOT win at Vancouver

## FEWEST SHOTS

15 - 4/17/04 in 2-0 loss vs. Detroit

## At Home:

15 - 4/17/04 in 2-0 loss vs. Detroit

## On Road:

17 - 4/25/06 in 4-1 loss at San Jose

## MOST SHOTS AGAINST

54 - 4/18/08 in 2-1 OT loss at Detroit

## At Home:

47 - 5/3/11 in 3-2 OT loss vs. Vancouver

## On Road:

54 - 4/18/08 in 2-1 OT loss at Detroit

## FEWEST SHOTS AGAINST

16 - 4/17/11 in 4-3 win vs. Anaheim

## At Home:

16 - 4/17/11 in 4-3 win vs. Anaheim

## On Road:

23 - 4/18/07 in 3-2 loss at San Jose

## MOST SHOTS BY BOTH TEAMS

81 - 4/11/07 in 5-4 loss vs. San Jose

(NSH 43, S.J. 38)

## At Home:

81 - 4/11/07 in 5-4 loss vs. San Jose

(NSH 43, S.J. 38)

## On Road:

79 - 4/30/11 in 2-1 TOT win at Vancouver

(NSH 46, VAN 33)

## FEWEST SHOTS BY BOTH TEAMS

41 - 4/17/04 in 2-0 loss vs. Detroit

(DET 26, NSH 15)

## At Home:

41 - 4/17/04 in 2-0 loss vs. Detroit

(DET 26, NSH 15)

## On Road:

48 - 4/18/07 in 3-2 loss at San Jose

(NSH 25, S.J. 23)

## LARGEST SHOT ADVANTAGE

21 - 4/17/11 in 4-3 win vs. Anaheim

(NSH 37, ANA 16)

## At Home:

21 - 4/17/11 in 4-3 win vs. Anaheim

(NSH 37, ANA 16)

## On Road:

13 - 4/30/11 in 2-1 TOT win at Vancouver

(NSH 46, VAN 33)

## LARGEST SHOT DEFICIT

33 - 4/18/08 in 2-1 OT loss at Detroit

(DET 54, NSH 21)

## At Home:

23 - 4/20/08 in 3-0 loss vs. Detroit (DET

43, NSH 20)

## On Road:

33 - 4/18/08 in 2-1 OT loss at Detroit

(DET 54, NSH 21)

PLAYOFFS

TEAM - PERIOD

At Home:

1:05 - Cam Fowler (ANA), Saku Koivu (ANA) & Patric

Hornqvist (NSH), 4/20/11 @ 4:41, 5:14 & 5:44 of 1st

per. of 3-3 loss vs. Anaheim

On Road:

1:51 - Nicklas Lidstrom (DET), Alexander Radulov (NSH)

& Jordyn Tootoo (NSH), 4/12/08 @ 0:39, 2:19 & 2:30

of 2nd per. of 4-2 loss at Detroit

SPECIAL TEAMS

MOST POWER PLAY GOALS

3 - 4/21/06 in 1st per. of 4-3 win vs. San Jose

At Home:

3 - 4/21/06 in 1st per. of 4-3 win vs. San Jose

On Road:

1 - five times, last 4/13/11 in 1st per. of 4-1 win at

Anaheim

MOST POWER PLAY CHANCES

5 - 4/23/06 in 3rd per. of 3-0 loss vs. San Jose

At Home:

5 - 4/23/06 in 3rd per. of 3-0 loss vs. San Jose

On Road:

3 - 4/27/06 in 1st per. of 5-4 loss at San Jose

- 4/10/04 in 2nd per. of 2-1 loss at Detroit

- 4/10/04 in 1st per. of 2-1 loss at Detroit

MOST POWER PLAY GOALS AGAINST

3 - 4/23/06 in 1st per. of 3-0 loss vs. San Jose

At Home:

3 - 4/23/06 in 1st per. of 3-0 loss vs. San Jose

On Road:

2 - twice, last 4/15/11 in 1st per. of 5-3 loss at Anaheim

MOST SHORTHANDED GOALS

1 - six times, last 5/7/11 in 1st per. of 4-3 win at

Vancouver

At Home:

1 - three times, last 5/3/11 in 1st per. of 3-2 OT loss

vs. Vancouver

On Road:

1 - three times, last 5/7/11 in 1st per. of 4-3 win at

Vancouver

MOST SHORTHANDED SITUATIONS

5 - three times, last 4/26/10 in 2nd per. of 5-3 loss

vs. Chicago

At Home:

5 - 4/26/10 in 2nd per. of 5-3 loss vs. Chicago

- 4/20/07 in 2nd per. of 3-2 loss vs. San Jose

- 4/23/06 in 1st per. of 3-0 loss vs. San Jose

On Road:

4 - four times, last 4/15/11 in 1st per. of 5-3 loss at

Anaheim

MOST SHORTHANDED GOALS AGAINST

1 - five times, last 4/30/11 in 2nd per. of 2-1 TOT loss

at Vancouver

At Home:

1 - 4/20/11 in 3rd per. of 6-3 loss vs. Anaheim

- 4/20/08 in 2nd per. of 3-0 loss vs. Detroit

On Road:

2 - twice, last 4/15/11 in 1st per. of 5-3 loss at Anaheim

MOST SHORTHANDED GOALS

1 - six times, last 5/7/11 in 1st per. of 4-3 win at

Vancouver

At Home:

1 - three times, last 5/3/11 in 1st per. of 3-2 OT loss

vs. Vancouver

On Road:

1 - three times, last 5/7/11 in 1st per. of 4-3 win at

Vancouver

MOST SHORTHANDED SITUATIONS

5 - three times, last 4/26/10 in 2nd per. of 5-3 loss

vs. Chicago

At Home:

5 - 4/26/10 in 2nd per. of 5-3 loss vs. Chicago

- 4/20/07 in 2nd per. of 3-2 loss vs. San Jose

- 4/23/06 in 1st per. of 3-0 loss vs. San Jose

On Road:

4 - four times, last 4/15/11 in 1st per. of 5-3 loss

at Anaheim

MOST SHORTHANDED GOALS AGAINST

1 - five times, last 4/30/11 in 2nd per. of 2-1 TOT loss

at Vancouver

At Home:

1 - 4/20/11 in 3rd per. of 6-3 loss vs. Anaheim

- 4/20/08 in 2nd per. of 3-1 loss at Detroit

On Road:

1 - 4/30/11 in 2nd per. of 2-1 TOT loss at Vancouver

- 4/24/10 in 3rd per. of 5-4 OT loss at Chicago

- 4/15/04 in 1st per. of 4-1 loss at Detroit

PENALTY MINUTES

MOST PENALTY MINUTES

35 - 4/13/07 in 3rd per. of 5-2 win vs. San Jose

At Home:

35 - 4/13/07 in 3rd per. of 5-2 win vs. San Jose

On Road:

14 - 4/10/04 in 3rd per. of 2-1 loss at Detroit

MOST PENALTY MINUTES, OPPONENT

41 - 4/13/07 in 3rd per. of 5-2 win vs. San Jose

At Home:

41 - 4/13/07 in 3rd per. of 5-2 win vs. San Jose

On Road:

40 - 4/13/11 in 3rd per. of 4-1 win at Anaheim

MOST PENALTY MINUTES BY BOTH TEAMS

76 - 4/13/07 in 3rd per. of 5-2 win vs. San Jose

(S.J. 41, NSH 35)

At Home:

76 - 4/13/07 in 3rd per. of 5-2 win vs. San Jose

(S.J. 41, NSH 35)

On Road:

50 - 4/13/11 in 3rd per. of 4-1 win at Anaheim

(ANA 40, NSH 10)

SHOTS

MOST SHOTS

16 - 4/22/11 in 3rd per. of 4-3 OT win at Anaheim

At Home:

15 - 4/17/11 in 2nd per. of 4-3 win vs. Anaheim

- 4/26/10 in 3rd per. of 5-3 loss vs. Chicago

- 4/30/06 in 2nd per. of 2-1 loss vs. San Jose

On Road:

16 - 4/22/11 in 3rd per. of 4-3 OT win at Anaheim

MOST SHOTS AGAINST

23 - 4/11/04 in 3rd per. of 3-1 win vs. Detroit

At Home:

23 - 4/11/04 in 3rd per. of 3-1 win vs. Detroit

On Road:

20 - 4/18/08 in 2nd per. of 2-1 OT loss at Detroit

MOST SHOTS BY BOTH TEAMS

33 - 4/30/08 in 2nd per. of 2-1 loss vs. San Jose

(S.J. 18, NSH 15)

At Home:

33 - 4/30/06 in 2nd per. of 2-1 loss vs. San Jose

(S.J. 18, NSH 15)

On Road:

25 - six times, last 4/22/11 in 3rd per. of 4-3 OT win

at Anaheim (NSH 16, ANA 9)

FEWEST SHOTS

3 - four times, last 4/18/08 in 2nd per. of 2-1 OT

loss at Detroit

At Home:

3 - 4/13/04 in 1st per. of 3-0 win vs. Detroit

On Road:

3 - 4/18/08 in 2nd per. of 2-1 OT loss at Detroit

- 4/10/08 in 3rd per. of 3-1 loss at Detroit

- 4/18/07 in 3rd per. of 3-2 loss at San Jose

FEWEST SHOTS AGAINST

2 - 5/9/11 in 2nd per. of 2-1 loss vs. Vancouver

- 4/10/07 in 3rd per. of 5-4 loss vs. San Jose

At Home:

2 - 5/9/11 in 2nd per. of 2-1 loss vs. Vancouver

- 4/11/07 in 3rd per. of 5-4 loss vs. San Jose

On Road:

3 - 4/27/06 in 3rd per. of 5-4 loss at San Jose

FEWEST SHOTS BY BOTH TEAMS

9 - 5/9/11 in 2nd per. of 2-1 loss vs. Vancouver

(NSH 7, VAN 2)

At Home:

9 - 5/9/11 in 2nd per. of 2-1 loss vs. Vancouver

(NSH 7, VAN 2)

On Road:

11 - 4/15/04 in 2nd per. of 4-1 loss at Detroit

(NSH 6, DET 5)

LARGEST SHOT ADVANTAGE

12 - 4/26/10 in 3rd per. of 5-3 loss vs. Chicago

(NSH 15, CHI 3)

At Home:

12 - 4/26/10 in 3rd per. of 5-3 loss vs. Chicago

(NSH 15, CHI 3)

On Road:

11 - 4/27/06 in 3rd per. of 5-4 loss at San Jose

(NSH 14, S.J. 3)

LARGEST SHOT DEFICIT

17 - 4/18/08 in 2nd per. of 2-1 OT loss at Detroit

(DET 20, NSH 3)

- 4/20/08 in 2nd per. of 3-0 loss vs. Detroit

(DET 21, NSH 4)

At Home:

17 - 4/20/08 in 2nd per. of 3-0 loss vs. Detroit

(DET 21, NSH 4)

On Road:

17 - 4/18/08 in 2nd per. of 2-1 OT loss at Detroit

(DET 20, NSH 3)

340 | nashvillepredators.com

nashvillepredators.com | 341

PLAYOFFS

## GAMES PLAYED

## MOST GAMES PLAYED

37 - David Legwand, 2004-11

## By Defenseman

33 - Shea Weber, 2006-11

## MOST GAMES PLAYED AGAINST

16 - Christian Ehrhoff (S.J., VAN), 2006-11

## GOALS

## MOST GOALS

10 - David Legwand, 2004-11

9 - Joel Ward, 2010-11

## By Defenseman

8 - Shea Weber, 2006-11

## MOST GOALS AGAINST

10 - Patrick Marleau (S.J.), 2006-07

## MOST GAME-WINNING GOALS

2 - Steve Sullivan, 2004-11

- J.P. Dumont, 2007-11

- Adam Hall, 2004-06

## ASSISTS

## MOST ASSISTS

12 - David Legwand, 2004-11

- Martin Erat, 2004-11

## By Defenseman

9 - Shea Weber, 2006-11

## MOST ASSISTS AGAINST

11 - Christian Ehrhoff (S.J., VAN), 2006-11

- Joe Thornton (S.J.), 2006-07

## POINTS

## MOST POINTS

22 - David Legwand (10g-12a), 2004-11

19 - Martin Erat (7g-12a), 2004-11

## By Defenseman

17 - Shea Weber (8g-9a), 2006-11

## MOST POINTS AGAINST

14 - Patrick Marleau (S.J.) (10g-4a), 2006-07

## SPECIAL TEAMS

## MOST POWER-PLAY GOALS

3 - Shea Weber, 2006-11

## By Defenseman

3 - Shea Weber, 2006-11

## MOST POWER-PLAY POINTS

8 - Paul Kariya (2g-6a), 2006-07

## By Defenseman

6 - Shea Weber (3g-3a), 2006-11

## MOST SHORTHANDED GOALS

3 - David Legwand, 2004-11

## MOST SHORTHANDED POINTS

4 - David Legwand (3g-1a), 2004-11

## SHOTS

## MOST SHOTS

90 - David Legwand, 2004-11

## By Defenseman

74 - Shea Weber, 2006-11

## PENALTY MINUTES

## MOST PENALTY MINUTES

59 - Jordin Tootoo, 2004-11

## By Defenseman

28 - Shea Weber, 2006-10

## GOALTENDING

## MOST GAMES PLAYED

18 - Pekka Rinne, 2010-11

## MOST MINUTES PLAYED

1106 - Pekka Rinne, 2010-11

## MOST WINS

8 - Pekka Rinne, 2010-11

## MOST LOSSES

10 - Pekka Rinne, 2010-11

## MOST GOALS ALLOWED

48 - Pekka Rinne, 2010-11

## LOWEST GOALS-AGAINST AVERAGE

(min. 4 games)

2.47 - Tomas Vokoun, 2004-07

## HIGHEST SAVE PERCENTAGE (min. 4 games)

.938 - Dan Ellis, 2008

## MOST SHUTOUTS

1 - Tomas Vokoun, 2004-07

## MOST ASSISTS

1 - Pekka Rinne, 2010-11

## MOST POINTS

1 - Pekka Rinne, 2010-11

## MOST PENALTY MINUTES

2 - Tomas Vokoun, 2004-07

## PLAYER - SEASON

## GOALS

## MOST GOALS

7 - Joel Ward, 2011

6 - David Legwand, 2011

## By Defenseman

3 - Shea Weber, 2011

## By Rookie

3 - Alexander Radulov, 2007

## MOST GOALS AT HOME

4 - David Legwand, 2011

- J.P. Dumont, 2007

## By Defenseman

2 - Shea Weber, 2010

## By Rookie

3 - Alexander Radulov, 2007

## MOST GOALS ON ROAD

4 - Joel Ward, 2011

3 - Shea Weber, 2011

- Martin Erat, 2010

## By Defenseman

3 - Shea Weber, 2011

## By Rookie

1 - Matt Halischuk, 2011

- Shea Weber, 2006

## MOST GAME-WINNING GOALS

1 - 14 times

## LONGEST GOAL-SCORING STREAK

3 - Joel Ward (4g), 5/3-5/7/11

## ASSISTS

## MOST ASSISTS

6 - Joel Ward, 2011

## By Defenseman

5 - Cody Franson &amp; Ryan Suter, 2011

## By Rookie

2 - four times, last Jonathon Blum &amp; Blake Geoffrion, 2011

## MOST ASSISTS AT HOME

4 - Joel Ward, 2011

- Paul Kariya, 2006

## By Defenseman

3 - Cody Franson, 2011

- Ryan Suter, 2011

- Shea Weber, 2007

## By Rookie

2 - Dan Hamhuis, 2004

## MOST ASSISTS ON ROAD

4 - Mike Fisher, 2011

## By Defenseman

2 - four times, last Cody Franson &amp; Ryan Suter, 2011

## By Rookie

1 - four times, last Jonathon Blum &amp; Blake Geoffrion, 2011

## LONGEST ASSIST STREAK

3 - four times, last Joel Ward (3a), 5/5-5/9/11

## POINTS

## MOST POINTS

13 - Joel Ward (7g-6a), 2011

9 - David Legwand (6g-3a), 2011

## By Defenseman

6 - Cody Franson (1g-5a), 2011

- Ryan Suter (1g-5a), 2011

## By Rookie

4 - Alexander Radulov (3g-1a), 2007

## MOST POINTS AT HOME

7 - Joel Ward (3g-4a), 2011

## By Defenseman

4 - Cody Franson (1g-3a), 2011

## By Rookie

4 - Alexander Radulov (3g-1a), 2007

## MOST POINTS ON ROAD

6 - Joel Ward (4g-2a), 2011

- Mike Fisher (2g-4a), 2011

## By Defenseman

4 - Shea Weber (3g-1a), 2011

## By Rookie

1 - six times, last Matt Halischuk (1g), Jonathon Blum

(1a) &amp; Blake Geoffrion (1a)

## LONGEST POINT STREAK

5 - Joel Ward (4g-4a), 4/30-5/9/11

- Joel Ward (3g-2a), 4/15-4/24/11

## SPECIAL TEAMS

## MOST POWER-PLAY GOALS

2 - Joel Ward, 2011

- Shea Weber, 2011

- Paul Kariya, 2006

## By Defenseman

2 - Shea Weber, 2011

## By Rookie

1 - Shea Weber, 2006

## MOST POWER-PLAY POINTS

6 - Paul Kariya (2g-4a), 2006

## By Defenseman

3 - Shea Weber (2g-1a), 2011

- Cody Franson (3a), 2011

- Kimmo Timonen (3a), 2006

## By a Rookie

1 - Shea Weber (1g), 2006

## MOST SHORTHANDED GOALS

2 - David Legwand, 2011

## MOST SHORTHANDED POINTS

2 - David Legwand (2g), 2011

## SHOTS

## MOST SHOTS

43 - Patric Hornqvist, 2011

## By Defenseman

38 - Shea Weber, 2011

## GOALS

## MOST GOALS

4 - Joel Ward, 2011 WCS vs. VAN

- David Legwand, 2011 WCS vs. VAN

- Martin Erat, 2010 WCO vs. CHI

- J-P Dumont, 2007 WCO vs. S.J.

## By Defenseman

3 - Shea Weber, 2011 WCO vs. ANA

## By Rookie

3 - Alexander Radulov, 2007 WCO vs. S.J.

## MOST GOALS BY AN OPPONENT

7 - Patrick Marleau, 2006 vs. S.J.

## MOST GOALS AT HOME

4 - J.P. Dumont, 2007 WCO vs. S.J.

## By Defenseman

2 - Shea Weber, 2010 WCO vs. CHI

## By Rookie

3 - Alexander Radulov, 2007 WCO vs. S.J.

## MOST GOALS ON ROAD

3 - Shea Weber, 2011 WCO vs. ANA

- Martin Erat, 2010 WCO vs. CHI

## By Defenseman

3 - Shea Weber, 2011 WCO vs. ANA

## By Rookie

1 - Matt Halischuk, 2011 WCS vs. VAN

- Shea Weber, 2006 WCO vs. S.J.

## MOST GAME-WINNING GOALS

1 - 14 times, last Matt Halischuk &amp; Joel Ward, 2011

WCS vs. VAN

## By Rookie

13 - Alexander Radulov, 2007

## PENALTY MINUTES

## MOST PENALTY MINUTES

28 - Jordin Tootoo, 2011

- Scott Hartnell, 2007

## By Defenseman

18 - Shane O'Brien, 2011

## By Rookie

19 - Alexander Radulov, 2007

## PLUS/MINUS

## HIGHEST PLUS/MINUS

+5 - David Legwand

## By Defenseman

+3 - Shea Weber, 2011

- Kevin Klein, 2011

## By Rookie

+2 - Jonathon Blum, 2011

## GOALTENDING

## MOST GAMES PLAYED

12 - Pekka Rinne, 2011

## MOST CONSECUTIVE GAMES PLAYED

12 - Pekka Rinne, 4/13-5/9/11

## MOST CONSECUTIVE STARTS

12 - Pekka Rinne, 4/13-5/9/11

## MOST MINUTES PLAYED

748 - Pekka Rinne, 2011

## MOST WINS

6 - Pekka Rinne, 2011

## MOST CONSECUTIVE WINS

2 - Pekka Rinne, 4/22-4/24/11

## MOST LOSSES

6 - Pekka Rinne, 2011

## MOST CONSECUTIVE LOSSES

4 - Chris Mason, 4/23-4/30/06

## MOST GOALS ALLOWED

32 - Pekka Rinne, 2011

## LOWEST GOALS-AGAINST AVERAGE

(min. 4 games)

2.02 - Tomas Vokoun, 2004

## HIGHEST SAVE PERCENTAGE (min. 4 games)

.939 - Tomas Vokoun, 2004

## MOST SHUTOUTS

1 - Tomas Vokoun, 2004

## LONGEST SHUTOUT STREAK

77:58 - Tomas Vokoun, 4/11-4/15/04

## MOST ASSISTS/POINTS

1 - Pekka Rinne (1a), 2011

## MOST PENALTY MINUTES

2 - Tomas Vokoun, 2007

## By Defenseman

5 - Shea Weber (2g-3a), 2011 WCO vs. ANA

## By Rookie

4 - Alexander Radulov (3g-1a), 2007 WCO vs. S.J.

## MOST POINTS BY AN OPPONENT

11 - Ryan Kesler (5g-6a), 2011 WCS vs. VAN

## MOST POINTS AT HOME

5 - Paul Kariya (1g-4a), 2006 WCO vs. S.J.

## By Defenseman

3 - Shea Weber (1g-2a), 2010 WCO vs. CHI

- Shea Weber (3a), 2007 WCO vs. S.J.

## By Rookie

4 - Alexander Radulov (3g-1a), 2007 WCO vs. S.J.

## MOST POINTS ON ROAD

5 - Mike Fisher (2g-3a), 2011 WCO vs. ANA

## By Defenseman

5 - Shea Weber (3g-2a), 2011 WCO vs. ANA

## By Rookie

1 - six times, last Matt Halischuk (1g), 2011 WCS vs. VAN

## SPECIAL TEAMS

## MOST POWER-PLAY GOALS

2 - Shea Weber, 2011 WCO vs. AN

- Paul Kariya, 2006 WCO vs. S.J.

## By Defenseman

2 - Shea Weber, 2011 WCO vs. ANA

## By Rookie

1 - Shea Weber, 2006 WCO vs. S.J.



## PLAYOFFS

## PLAYER - SERIES / GAME

## MOST POWER-PLAY POINTS

6 - Paul Kariya (2g-4a), 2006 WCO vs. S.J.

## By Defenseman

3 - Shea Weber (2g-1a), 2011 WCO vs. CHI

- Kimmo Timonen (3a), 2006 WCO vs. S.J.

## By a Rookie

1 - Shea Weber (1g), 2006 WCO vs. S.J.

## MOST SHORTHANDED GOALS

2 - David Legwand, 2011 WCS vs. VAN

## MOST SHORTHANDED POINTS

2 - David Legwand (2g), 2011 WCS vs. VAN

## SHOTS

## MOST SHOTS

29 - Patric Hornqvist, 2011 WCO vs. ANA

## By Defenseman

21 - Shea Weber, 2011 WCO vs. ANA

## By Rookie

13 - Alexander Radulov, 2007 WCO vs. S.J.

## PENALTY MINUTES

## MOST PENALTY MINUTES

28 - Scott Hartnell, 2007 WCO vs. S.J.

## By Defenseman

14 - Shane O'Brien, 2011 WCO vs. ANA

## By Rookie

19 - Alexander Radulov, 2007 WCO vs. S.J.

## PLUS/MINUS

## HIGHEST PLUS/MINUS

+5 - Joel Ward, 2011 WCS vs. VAN

- David Legwand, 2010 WCO vs. CHI

## By Defenseman

+4 - Shea Weber, 2011 WCO vs. ANA

## By Rookie

+2 - Jonathon Blum & Matt Halischuk, 2011 WCO vs. ANA

## GOALTENDING

## MOST GAMES PLAYED

6 - five times, last Pekka Rinne, 2011 WCS vs. VAN

## MOST MINUTES PLAYED

402 - Pekka Rinne, 2011 WCS vs. VAN

## MOST WINS

4 - Pekka Rinne, 2011 WCO vs. ANA

## MOST LOSSES

4 - six times, last Pekka Rinne, 2011 WCS vs. VAN

## MOST GOALS ALLOWED

19 - Pekka Rinne, 2011 WCO vs. ANA

## LOWEST GOALS-AGAINST AVERAGE (min. 4 games)

1.94 - Pekka Rinne, 2011 WCS vs. VAN

## HIGHEST SAVE PERCENTAGE (min. 4 games)

.939 - Tomas Vokoun, 2004 WCO vs. DET

## MOST SHUTOUTS

1 - Tomas Vokoun, 2004 WCO vs. DET

## MOST ASSISTS/POINTS

1 - Pekka Rinne, 2011 WCO vs. ANA

## MOST PENALTY MINUTES

2 - Tomas Vokoun, 2007 WCO vs. S.J.

## GOALTENDING

## MOST SAVES

52 - Dan Ellis, 4/18/08 at Detroit

## MOST GOALS ALLOWED

6 - Pekka Rinne, 4/20/11 vs. Anaheim

5 - Pekka Rinne, 4/24/10 at Chicago

- Tomas Vokoun, 4/11/07 vs. San Jose

- Chris Mason, 4/27/06 at San Jose

## MOST PENALTY MINUTES

2 - Tomas Vokoun, 4/20/07 vs. San Jose

## MOST SAVES AGAINST

44 - Roberto Luongo, 4/30/11 at Vancouver

## SPECIAL TEAMS

## MOST POWER PLAY GOALS

1 - 20 times, last Joel Ward, 5/5/11 vs. Vancouver

## MOST POWER PLAY GOALS AGAINST

2 - Ryan Kesler, 5/3/11 vs. Vancouver

- Patrick Marleau, 4/27/06 at San Jose

## MOST SHORTHANDED GOALS

1 - six times, last David Legwand, 5/7/11 at Vancouver

## MOST SHORTHANDED GOALS AGAINST

1 - five times, last Alexandre Burrows, 4/30/11 at Vancouver

## SHOTS

## MOST SHOTS

9 - Patric Hornqvist, 4/15/11 at Anaheim

## By Defenseman

7 - Shea Weber, 4/11/07 vs. San Jose

## By Rookie

6 - Alexander Radulov, 4/11/07 vs. San Jose

## MOST SHOTS BY OPPONENT

9 - Johan Franzen, 4/18/08 at Detroit

- Patrick Marleau, 4/11/07 vs. San Jose

- Jonathan Cheechoo, 4/23/06 vs. San Jose

## PENALTY MINUTES

## MOST PENALTY MINUTES

22 - Jordin Tootoo, 4/20/11

## By Defenseman

10 - Kimmo Timonen, 4/10/04 at Detroit

## By Rookie

15 - Alexander Radulov, 4/13/07 vs. San Jose

## MOST PENALTY MINUTES BY OPPONENT

17 - Mike Grier, 4/13/07 vs. San Jose

## PLAYOFFS

## PLAYER - PERIOD

## GOALS

## MOST GOALS

2 - five times, last Joel Ward, 5/7/11 at Vancouver (3rd per.)

## MOST GOALS AGAINST

2 - Teemu Selanne, 4/17/11 vs. Anaheim (2nd per.)

- Henrik Zetterberg, 4/10/08 at Detroit (3rd per.)

- Patrick Marleau, 4/27/06 at San Jose (2nd per.)

## ASSISTS

## MOST ASSISTS

3 - Paul Kariya, 4/21/06 vs. San Jose (1st per.)

## MOST ASSISTS BY OPPONENT

2 - 12 times, last Ryan Kesler, 5/9/11 vs. Vancouver (1st per.)

## POINTS

## MOST POINTS

3 - Paul Kariya (3a), 4/21/06 vs. San Jose (1st per.)

## MOST POINTS AGAINST

3 - twice, last Patrick Sharp (1g-2a), 4/26/10 vs. Chicago (1st per.)

## SPECIAL TEAMS

## MOST POWER PLAY GOALS

1 - 20 times, last Joel Ward, 5/5/11 vs. Vancouver (1st per.)

## MOST POWER PLAY GOALS AGAINST

2 - Patrick Marleau, 4/27/06 at San Jose (2nd per.)

## MOST SHORTHANDED GOALS

1 - six times, last David Legwand, 5/7/11 at Vancouver (1st per.)

## MOST SHORTHANDED GOALS AGAINST

1 - five times, last Alexandre Burrows, 4/30/11 at Vancouver (2nd per.)

## SHOTS

## MOST SHOTS

5 - Shea Weber, 5/9/11 vs. Vancouver (1st per.)

- Patric Hornqvist, 4/15/11 at Anaheim (1st per.)

## MOST SHOTS AGAINST

6 - Patrick Marleau, 4/11/07 vs. San Jose (1st per.)

- Brett Hull, 4/11/04 vs. Detroit (3rd per.)

## PENALTY MINUTES

## MOST PENALTY MINUTES

22 - Jordin Tootoo, 4/20/11 vs. Anaheim (3rd per.)

## MOST PENALTY MINUTES, OPPONENT

15 - Mike Grier, 4/13/07 vs. San Jose (3rd per.)

- Scott Hannan, 4/13/07 vs. San Jose (3rd per.)

## GOALTENDING

## MOST SAVES

22 - Tomas Vokoun, 4/11/04 vs. Detroit (1st per.)

## MOST SAVES AGAINST

15 - Ray Emery, 4/17/11 vs. Anaheim (2nd per.)

- Dominik Hasek, 4/12/08 at Detroit (1st per.)

- Vesa Toskala, 4/30/06 vs. San Jose (2nd per.)

## MOST GOALS ALLOWED

4 - Pekka Rinne, 4/26/10 vs. Chicago (1st per.)

## PLAYER - GAME

## GOALS

## MOST GOALS

2 - 11 times, last David Legwand & Joel Ward, 5/7/11 at Vancouver

## By Defenseman

1 - 18 times, last Cody Franson, 5/5/11 vs. Vancouver

## By Rookie

2 - Alexander Radulov, 4/11/07 vs. San Jose

## MOST GOALS AGAINST

3 - Patrick Marleau, 4/27/06 at San Jose

## ASSISTS

## MOST ASSISTS

4 - Paul Kariya, 4/21/06 vs. San Jose

## By Defenseman

2 - nine times, last Ryan Suter, 4/17/11 vs. Anaheim

## By Rookie

2 - Dan Hamhuis, 4/13/04 vs. Detroit

## MOST ASSISTS BY OPPONENT

3 - Christian Ehrhoff, 4/25/06 at San Jose

## POINTS

## MOST POINTS

4 - Paul Kariya (4a), 4/21/06 vs. San Jose

3 - Joel Ward (2g-1a), 5/7/11 at Vancouver

- Mike Fisher (2g-1a), 4/13/11 at Anaheim

- David Legwand (1g-2a), 4/20/10 vs. Chicago

## By Defenseman

2 - 11 times, last Cody Franson (1g-1a), 5/5/11 vs. Vancouver

## By Rookie

2 - Alexander Radulov (1g-1a), 4/13/07 vs. San Jose

- Alexander Radulov (2g), 4/11/07 vs. San Jose

- Dan Hamhuis (2a), 4/13/04 vs. Detroit

## MOST POINTS BY OPPONENT

3 - 13 times, last Christian Ehrhoff (1g-2a), Henrik

Sedin (1g-2a) & Ryan Kesler (1g-2a), 5/5/11 vs. Vancouver





# **MEDIA INFORMATION**





## MEDIA INFORMATION

### MEDIA RELATIONS

#### PRESS INFORMATION

Inquiries about the Predators may be directed to Gerry Helper (ghelper@nashvillepredators.com; 615-770-2344), Kevin Wilson (kwilson@nashvillepredators.com; 615-770-2335) or Jessica Jones (jjones@nashvillepredators.com; 615-770-2347) of the club's communications department.

#### CREDENTIALS

Season passes are issued to those members of the media who regularly cover the Nashville Predators. These passes will be honored for entrance to Bridgestone Arena and all working areas for all 2011-12 regular-season home games. Single-game credentials must be submitted by email on company letterhead to Kevin Wilson (kwilson@nashvillepredators.com) by 1:00 p.m. on the day prior to the game in question. Press box space is limited; for this reason, the Predators cannot guarantee credentials to those members of the media who request such passes after the deadline.

Credentials will be issued only to representatives of legitimate news-gathering agencies, websites and blogs. They will be confiscated if worn by members of the media whose names do not appear on the credential. Only credentialed members of the media are allowed to sit in the press box.

#### MEDIA ENTRANCE

All credentialed media may enter through the employee entrance of Bridgestone Arena on Fifth Avenue (facing the Hilton Suites hotel). The entrance will be open three hours prior to face-off and for morning skate access. Credentials are available at this entrance.

#### PHOTOGRAPHERS

Accredited photographers may shoot from the photo boxes adjacent to the players' benches and other designated areas. In accordance to NHL Images policies and procedures, freelance photographers and roving passes are not permitted. Location assignments are issued by the Predators' communications department and coordinated with team photographer John Russell.

#### PRESS BOX & RADIO/TV BOOTHS

The Bridgestone Arena press box is located in sections 310 (television and radio broadcasts), 311 (home and visiting beat writers) and 312 (local TV crews, scouts, other media), and can be reached from the event level by taking the elevators/freight elevator near the Zamboni entrance to Level 4. Proceed to your left out of the elevators, and the press box is three sections down.

#### WIRELESS INTERNET SERVICE

Wireless internet is available (free of charge) to media in the event-level media lounge and in the press box. The password can be attained through the Predators communications staff. For technical assistance, please contact Casey Millar (cmillar@nashvillepredators.com).

#### 2011-12 NASHVILLE PREDATORS MEDIA GUIDE

The Nashville Predators 2011-12 media guide is available for download at [nashvillepredators.com/mediaguide](http://nashvillepredators.com/mediaguide).

#### PRE-GAME

The Predators' dressing room corridor will be open until 90 minutes before each game. A representative from the Predators' communications department will be present to assist members of the media wishing to interview players. Television and radio stations seeking live or taped pregame interviews must request the coach or player and state the specific interview time to media relations representatives AT OR BEFORE the game-day skate.

#### POSTGAME

Head Coach Barry Trotz will be available in the event-level media lounge for his postgame press conference following each home game. The Predators' dressing room will open no later than 10 minutes following the conclusion of the game. Transcriptions of both head coaches' postgame press conferences, as well as various Predators and visitors player quotes from the locker room will be distributed to the media in a timely manner following each home game. The freight elevator outside section 312 & 313 will make two express trips to the event level immediately following the game.

#### MEDIA WORK ROOMS

Workrooms and pregame meals are available in the media dining area on the event level in the northwest corner of the arena. These rooms open three hours before the opening face-off. There is a second media lounge adjacent to sections 310 and 311. Statistical information, beverages and snacks will be available in the upper lounge during intermissions. Credentials must be displayed at all times to gain access to all media areas.

#### PRACTICE SESSIONS

Locker rooms will open 10 minutes (maximum) after the conclusion of practice. In the event of a team meeting, the room will open at the conclusion of the meeting.

#### BETWEEN-PERIOD TV INTERVIEWS

Requests are to be made before or during the morning skate. A communications representative will be on hand to assist with all requests.

#### OFF-LIMITS

The medical room and shower and lavatory areas will be closed to all media. The main locker room will be open to the media. Media are not permitted to enter the coaches' offices unless escorted by a member of the Predators communications department.

#### INJURY REPORTS

Predators General Manager David Poile, Head Coach Barry Trotz and communications personnel are the only Predators representatives who will offer comments on player injuries or injury updates.

## MEDIA INFORMATION

### MISCELLANEOUS ARENA INFORMATION

#### FINDING BRIDGESTONE ARENA

From the west on I-40, follow Nashville signs and exit on Broadway (209B). Turn left on Broadway and Bridgestone Arena will be on your right, between 6th and 5th avenues. From the east on I-40, follow I-40 West, take the Memphis fork, exit on Broadway (209A). Turn right on Broadway and Bridgestone Arena will be on your right, between 6th and 5th avenues. From the north on I-65, follow I-65 South to I-40 West. When I-40 splits, take I-40 East to the right. Take the Broadway exit (209B). Turn left on Broadway and Bridgestone Arena will be on your right, between 6th and 5th avenues. From the south on I-65, stay north on I-65 to I-40 West toward Memphis, exit on Broadway (209A). Turn right and Bridgestone Arena will be on your right between 6th and 5th avenues. From the southeast on I-24, follow I-24 West to I-40 West toward Memphis. Exit on Broadway (209A). Turn right and Bridgestone Arena will be on your right between 6th and 5th avenues. From the northwest on I-24, follow I-24 East to I-65 South to I-40 West. When I-40 splits, take I-40 East to the right. Take the Broadway exit (209B). Turn left on Broadway and Bridgestone Arena will be on your right, between 6th and 5th avenues.

#### FINDING CENTENNIAL SPORTSPLEX

From I-40 West (Airport), follow Memphis signs to I-440. Stay on I-440 until West End Avenue. Take a right off the exit ramp and stay on West End Avenue until 25th Avenue. Take a left on 25th and Centennial Sportsplex will be on your right. From Downtown, Broadway will turn into West End Avenue and follow until 25th Avenue. Turn right and Centennial Sportsplex will be on the right.

#### MISCELLANEOUS

|                         |  |
|-------------------------|--|
| Executive Offices:      | Bridgestone Arena<br>Corner of Sixth Avenue &<br>Broadway (501 Broadway)                                 |
| Home Ice:               | Bridgestone Arena  |
| Seating Capacity:       | 17,113   |
| Press Box:              | Sixth Avenue side  |
| Press Room:             | Fifth Avenue side  |
| Television Facilities:  | Sixth Avenue side  |
| Radio Facilities:       | Sixth Avenue side  |
| Media Entrance:         | Patron Platinum Club (Fifth Avenue)  |
| Rink Dimensions:        | 200 feet x 85 feet   |
| Ends and Sides of Rink: | Athletica Acrylic; corners -<br>8 feet, sides - 6 feet   |
| Club Colors:            | Navy Blue and<br>Predators Gold  |
| Television Outlet:      | FOX Sports Tennessee<br>(Nashville Comcast channel<br>28); Sport South (Nashville<br>Comcast channel 27) |
| Radio Outlets:          | 102.5 FM <i>The Game</i>   |
| Press Box Phone:        | 615-770-2165   |
| Communications Fax:     | 615-770-2295   |



## MEDIA INFORMATION

### GAME NIGHT INFORMATION

#### FAN RELATIONS DEPARTMENT

The Nashville Predators fan relations department is dedicated to serving Predators fans and ensuring that the Predators experience is a positive one. Please feel free to email fan relations at [predators@nashvillepredators.com](mailto:predators@nashvillepredators.com), visit them at the Fan Information Center presented by AT&T located behind section 104 near the Bridgestone Arena Conference Rooms, outside sections 309/310 or phone them at 615-770-2355.

#### TICKET INFORMATION/BOX OFFICE

Phone number: 615-770-PUCK (Predators Directory)  
1-800-745-3000 (Ticketmaster)  
[www.nashvillepredators.com](http://www.nashvillepredators.com)  
[www.ticketmaster.com](http://www.ticketmaster.com)

Box Office Hours: Monday-Saturday, 10 a.m.-5 p.m.

#### NASHVILLEPREDATORS.COM

[NashvillePredators.com](http://NashvillePredators.com) is your one-stop shop for all your Preds info - player news, postgame interviews, ticket specials and more. The team's only official website offers an unparalleled selection of video features, game highlights and game analysis - online video clips you can't find anywhere else and being a part of the NHL.com Network makes it easy to access videos from any team across the league.

Plus, for the fan on the go, take the [NashvillePredators.com](http://NashvillePredators.com) with you on your cell phone at our mobile site [predators.nhl.com/club/m\\_home.htm](http://predators.nhl.com/club/m_home.htm) and expand your access to the Preds by following on Facebook ([facebook.com/nashvillepredators](http://facebook.com/nashvillepredators)), Facebook.com/bridgestonearena and Twitter (@PredsNHL, @NHLPredsInsider, @PredsRadio, @BridgstoneArena).

#### ADA ACCESSIBLE PARKING AND SEATING

There is free limited ADA parking in Bridgestone Arena's Sixth Avenue garage with a permit. The Sixth Avenue garage will open two hours before the doors open. There is ADA seating available in every price range. Sitting in an ADA-designated seat without a ticket for that seat is strictly prohibited. All Bridgestone Arena restrooms are wheelchair accessible. For convenience, there are unisex-accessible restrooms located throughout Bridgestone Arena at sections 103, 109, 111, 117, 216, 312 and 322.

#### SAFETY AND COURTESY

- There is serious risk and danger incidental to the game of hockey. Injury due to flying pucks and sticks that leave the playing area can happen at any point during the game, even during warm-ups.
- In order to keep play visible for those seated, all guests are asked to cooperate with ushers holding "Puck in Play" signs, and wait for stoppages in play before leaving or returning to the seating area.

#### ATM MACHINES

ATM machines are located under the escalator in the main food court, outside sections 117 and 305 as well as near the Visitors Center.

#### TICKET WILL CALL

Located inside the main entrance to Bridgestone Arena at Fifth Avenue and Broadway.

#### LOST AND FOUND

The Bridgestone Arena Lost and Found is located behind section 104 near the Bridgestone Arena Conference Rooms during games. After events, please call the security office (615-770-2050).

#### MERCHANDISE

The Predators Pro Shop is located on the main concourse, while merchandise kiosks are located throughout the building. Call 615-770-2437 for Pro Shop hours on non-game days.

#### SEATING

- Patrons 24 months and older are required to have a ticket.
- Exit/re-entry into Bridgestone Arena is strictly prohibited.
- Smoking is prohibited and against the law inside Bridgestone Arena. Guests wishing to smoke may do so on the fourth level parking garage near section 313, or outside the south entrance to the building near section 113.
- Patrons must retain their ticket stubs and be ready to show them to the usher each time they re-enter the seating area.

#### GENERAL

- Selling tickets on Bridgestone Arena property is strictly prohibited.
- Bottles, cans, food, beverages, coolers, laser pointers, beach balls, frisbees, shoes with wheels, noise makers, fireworks, illegal items, drugs and alcohol, video cameras, still cameras with lenses larger than 200 mm, weapons and dangerous devices of any kind are all strictly prohibited in Bridgestone Arena. All guests found with any of these items will be subject to ejection from the building.
- Banners over 2'x3' are prohibited, and no banners can be attached to any part of the building.
- Intoxicated patrons will not be allowed into Bridgestone Arena, and will be subject to ejection if found inside the building.
- All fans in Bridgestone Arena must be properly dressed at all times. Shirts and shoes are required at all times and clothing which include profanity are prohibited. Fans dressed inappropriately will be subject to ejection from the facility.

## MEDIA INFORMATION

### RINK PARTNERSHIPS



222 25th Avenue North  
Nashville, TN 37203  
(615) 862-8480

Hospital Corporation of America (HCA). The city exchanged 10 prime acres adjacent to Centennial Park for \$12 million. The money was used to build the Sportsplex.

The \$20 million, 145,000 square-foot Sportsplex features a tennis center, a fitness center, an aquatics center and two full-size ice rinks. The aquatics center, named after Olympian Tracy Caulkins, has been the site of numerous U.S. Senior and Junior National Swim Meets, the YMCA National Swim Meet and, to date, still holds one of the fastest times ever swam for the men's 50-meter freestyle, set in the inaugural swim meet in February 1990 by Olympian Tom Jager.



215 Gothic Court  
Franklin, TN 37067  
(615) 771-2444

a 175,000-square-foot multi-sport training facility with five acres of outdoor space. The facility features two ice rinks, six hardwood courts for basketball and volleyball, multiple outdoor fields for football and lacrosse, a fitness center, laser chase and other sports and activities.

A-Game Sportsplex operates and administrates youth and adult hockey programs via the A-Game Hockey Association for all ages and skill levels. Youth hockey programs consist of introductory classes for new players, training clinics geared towards skill development for all levels, recreational house leagues and competitive travel teams. Adult hockey programs feature in-house recreational leagues by skill level along with training clinics focused on skill development and team tactics.

The Thomas Frist Centennial Sportsplex is operated by the Metro Board of Parks and Recreation in Nashville. The facility was made possible by a landmark land exchange between Metro Parks and healthcare provider

The ice arena is home to the Nashville Predators' practice facility which opened on February 1, 1999. The building holds offices for Predators coaching staff and hockey operations department, a full dressing room, weight room and athletic training wing.

The Sportsplex is also the home of the Predators' summer development camp and training camp.

In addition, Centennial Sportsplex hosts adult hockey leagues, figure skating, numerous public sessions, figure skating competitions, ice shows, hockey tournaments and camps. In 1997, it was one of the sites for the USFSA National Championships.

The fitness center includes free weights and weight machines for complete workouts as well as daily aerobics classes, and plans are underway to build a new \$2 million state of the art fitness center to be open in late 2012.

Centennial Sportsplex offers instructional classes in skating, swimming and tennis, as well as public usage in each of those areas. The ice arena and aquatic area also offers special rates for parties, schools and group events. For further information, contact the Centennial Sportsplex at (615) 862-8480 or visit [nashville.gov/sportsplex](http://nashville.gov/sportsplex).

A-Game Sportsplex is a privately owned facility that has become one of the premiere sports destinations in the south. Located in Cool Springs, A-Game (formerly known as Southern Ice) is

A-Game houses a pair of travel hockey programs. The Nashville Jr. Predators - the NHL club's first minor hockey affiliate established in 2009 - is a youth "AA" travel program that houses Minor and Major teams at the Mite, Squirt, Bantam, Pee-Wee and Midget classifications. The A-Game Travel "A" Storm program has Squirt, Pee-Wee, Bantam and Midget Minor clubs.

The venue is also home to several of the Predators Youth & Amateur Hockey initiatives, including the Summer Hockey School and Get Out And Learn! (G.O.A.L.) program, a free introductory program is designed for kids 9-and-under with no prior playing experience.

In an effort to support grassroots development of youth and amateur hockey in Middle Tennessee, the Nashville Predators donated \$150,000 to A-Game Sportsplex in October 2010. This partnership was aimed toward bolstering grassroots development of the game and serves as a springboard for developing fans in the Middle Tennessee area. Thanks to the partnership, the Predators also host other events at A-Game such as hockey clinics, dry-land training and open skates.

For more information, visit [www.goAgame.com](http://www.goAgame.com).





### ORDER OF SELECTION FOR 2012 ENTRY DRAFT

The NHL's annual Draft Drawing is a weighted lottery system to determine the order of selection for the first 14 picks of the 2012 Entry Draft.

The 14 teams that did not qualify for the Stanley Cup Playoffs, or clubs that acquired those clubs' 2012 first-round draft picks, participate in the Drawing.

The Club selected in the drawing may not move up more than four positions in the draft order, thus only the five Clubs with the fewest regular-season points have the opportunity to receive the first overall selection.

No Club can move down more than one position as a result of the Draft Drawing.

In the first round of the 2012 Entry Draft, the order of selection is as follows:

- The first 14 selections, as determined by the Draft Drawing (see above);
- Clubs eliminated in the first two rounds of the 2012 Stanley Cup Playoffs, regular-season division winners excluded, in inverse order of points;
- Regular-season division winning clubs eliminated in the first two rounds of the 2012 Stanley Cup Playoffs, in inverse order of points;
- Clubs eliminated in the 2012 Conference Finals, in inverse order of points;
- Stanley Cup finalist
- Stanley Cup champion

In the second and subsequent rounds the order of selection is as follows:

- Non-playoff clubs in inverse order of points;
- Clubs eliminated in the first two rounds of the 2012 Stanley Cup Playoffs, regular-season division winners excluded, in inverse order of points;
- Regular-season division winning clubs eliminated in the first two rounds of the 2012 Stanley Cup Playoffs, in inverse order of points;
- Clubs eliminated in the 2012 Conference Finals, in inverse order of points;
- Stanley Cup finalist
- Stanley Cup champion

### ELIGIBILITY FOR CLAIM

- All Players age 18 or older are eligible for claim in the Entry Draft, except:
  - a Player on the Reserve List of a Club, other than as a try-out;
  - a Player who has been claimed in two prior Entry Drafts;
  - a Player who previously played in the League and became a Free Agent pursuant to this Agreement;
  - a Player age 21 or older who: (A) has not been selected in a previous Entry Draft and (B) played hockey for at least one season in North America when he was age 18, 19, or 20 and shall be eligible to enter the League as an Unrestricted Free Agent pursuant to Article 10.1(d); and 18
- a Player age 22 or older who has not been selected in a previous Entry Draft and shall be eligible to enter the League as an Unrestricted Free Agent pursuant to Article 10.1(d).

### UNSIGNED DRAFT CHOICES

- A player aged 18 or 19 who was selected in the first three rounds of the Entry Draft and who was not signed by his NHL Club may not be retained by the Club and must be returned to his junior Club no later than the fourth day prior to the opening of the NHL regular season.
- A player aged 18 or 19 who was selected in the fourth or subsequent rounds who has not been signed by his NHL Club may not be retained by his Club and must be returned to his junior Club no later than the fourth day prior to the opening of the NHL regular season.

### ENTRY LEVEL PLAYERS

- Players 18 through 21 years of age when signing their first contract must remain in the entry-level system for a period of three years; players age 22 and 23 when signing their first contract are in the entry level system for two years; while those age 24 when signing their first contract are in the entry level system for one year. Age is defined as the player's age on September 15 of the calendar year in which he signs the contract, regardless of his actual age on the date he signs such contract.
- In the event that a signed 18 or 19-year-old player does not play a minimum of 10 NHL games (regular season and/or playoffs) in his first season under contract, the term of his player contract and his number of years in the entry level system will be extended for a period of one year. The exception to this is a 19-year-old player who turns 20 years of age between September 16 and December 31 in his first contract year.

- In the event that a player signs his first contract at age 18 and has had his Player Contract extended for one season already, and such player does not play at least 10 NHL games (regular season and/or playoffs) in the second season under that player's Player Contract, then the term of his Player Contract and his number of years in the Entry Level System shall be extended for one additional year.

### 23-MAN ROSTER

There may be a maximum of 23 players on each Club's playing roster at any one time from the commencement of the NHL regular season through the trade deadline. Prior to the start of the season, each Club must submit to the NHL its "Opening Day Playing Roster" which shall be comprised of not more than 23 players. Each Club must have a roster of at least 20 players, composed of 18 skaters and two goaltenders. Players on Injured Reserve do not count in the 23-Man Roster limit.

### INJURED RESERVE LIST

In the event that a player is injured and a Club wishes to place him on the Injured Reserve List, the Club must follow these procedures.

- A Club may place a player on the injured reserve list if such player is injured, disabled or ill and unable to perform his duties as a hockey player after having passed the Club's initial physical examination in that season.
- A player who has an injury that renders him physically unable to play for a minimum of seven days after that date of the injury can be placed on the Club's Injured Reserve List. Once a player is placed on the injured reserve, the Club may replace said player on its NHL roster with another player. All determinations that a player has suffered an injury warranting injured reserve status must be made by the Club's medical staff and in accordance with the Club's medical standards.
- A player placed on Injured Reserve is ineligible to compete in NHL games for a period of not less than seven days from the date of injury.
- Players on Injured Reserve may attend Club meetings and meals, travel with the Club and participate in practice sessions.
- Players on Injured Reserve are prohibited from appearing in games, participating in pre-game warm-ups with their Clubs, or dressing in game uniforms on game days.

### REGULAR SEASON WAIVERS

For purposes of Regular Waivers and Re-Entry Waivers, the five (5) year exemption for an 18 year old skater and the four (4) year exemption for a 19 year old skater shall both be reduced to three (3) years commencing the first season that the 18 or 19 year old skater plays in eleven (11) NHL Games or more. The next two (2) seasons, regardless of whether the skater plays any NHL Games in either season, shall count as the second and third years toward satisfying the exemption. For purposes of Regular Waivers and Re-Entry Waivers, the six (6) year exemption for an 18 year old goalie and the five (5) year exemption for a 19 year old goalie shall both be reduced to four (4) years commencing the first season that the 18 or 19 year old goalie plays in eleven (11) NHL Games or more. The next three (3) seasons, regardless of whether the goalie plays any NHL Games in any of those three (3) seasons, shall count as the next three (3) years toward satisfying the exemption.

The first season in which a Player who is age 20 or older plays in one (1) or more Professional Games shall constitute the first year for calculating the number of years he is exempt from Regular Waivers and Re-Entry Waivers.

A Player 25 years old or older who plays in one (1) or more Professional Games in any season shall be exempt from Regular Waivers and Re-Entry Waivers for the remainder of that season.

### TIE-BREAKING PROCEDURES (NHL BY-LAW 27.3)

At the conclusion of the regular Schedule of Championship Games the standing of the teams in each Conference shall be determined in accordance with the following priorities in the order listed:

- First place in each of the three divisions seeded 1, 2 and 3.
- The higher number of points earned by the Club.
- The greater number of games won by the Club (excluding games won in the Shootout).
- The higher number of points earned in games against each other among two or more Clubs having equal standing under priorities (b) and (c).

**ABDUCTION:** Movement of a joint away from the center of the body.  
**AC JOINT (ACROMIOCLAVICULAR JOINT):** Joint of the shoulder where acromion process of the shoulder blade and the distal end of the collarbone meet; most shoulder separations occur at this point.

**ADDUCTION:** Movement of a joint toward the center of the body.  
**ADHESION:** Abnormal adherence of collagen fibers to surrounding structures during immobilization following trauma or as a complication of surgery which restricts normal elasticity of the structures involved; or scar tissue which forms after trauma or surgery which can restrict normal motion.

**AEROBIC:** Exercise in which energy needed is supplied by oxygen inspired and is required for sustained periods of vigorous exercise with a continually high pulse rate.

**ANABOLIC STEROIDS:** Steroids that promote tissue growth by creating protein in an attempt to enhance muscle growth. The main anabolic steroid is testosterone (male sex hormone).

**ANAEROBIC:** Exercise without the use of oxygen as an energy source; short bursts of vigorous exercise.

**ANTERIOR CRUCIATE LIGAMENT (ACL):** A primary stabilizing ligament within the center of the knee joint that prevents hyperextension and excessive rotation of the joint. A complete tear of the ACL necessitating reconstruction could require up to 12 months of rehabilitation.

**ANTI-INFLAMMATORY:** Any agent which prevents inflammation, such as aspirin or ibuprofen.

**ARTERIOGRAM:** A film demonstrating arteries after injection of a dye.

**ARTHOGRAM:** X-ray technique for joints using air and/or dye injected into the affected area; useful in diagnosing meniscus tears of the knee and rotator cuff tears of the shoulder.

**ARTHROSCOPE:** An instrument used to visualize the interior of a joint cavity.

**ARTHROSCOPY:** A surgical examination of the internal structures of a joint by means of observation through an arthroscope. An arthroscopic procedure can be used to remove or repair damaged tissue or as a diagnostic procedure in order to inspect the extent of any damage or confirm a diagnosis.

**ATROPHY:** To shrivel or shrink from disuse; as in muscular atrophy.

**BAKER'S CYST:** Localized swelling of a bursa sac in the back of the knee as a result of fluid that has escaped from the knee capsule. A Baker's cyst indicates that there is a trauma inside the knee joint that leads to excessive fluid production.

**BONE SCAN:** An imaging procedure in which a radioactive-labeled substance is injected into the body to determine the status of a bone injury. If the radioactive substance is taken up by the bone at the injury site, the injury will show as a 'hot spot' on the scan image. The bone scan is particularly useful in the diagnosis of stress fractures.

**BURSA:** A fluid-filled sac located in areas where friction is likely to occur. The bursa sac minimizes the friction, for example, between a tendon and bone.

**CARTILAGE:** Smooth, slippery substance preventing two ends of bones from rubbing together and grating. Most joints use this to cover bones next to each other. A meniscus is made of cartilage.

**CAT SCAN (COMPUTERIZED TOMOGRAPHY):** Use of a computer to produce a cross-sectional view of the anatomical part being investigated from x-ray data.

**CHONDROMALACIA:** Roughening of the articular cartilage. Best known for the roughening of the underside of the kneecap, which can occur in any kneecap injury.

**CLAVICLE:** Collarbone; the bone connecting the breastbone with the shoulder blade.

**COCCYX:** The 'tailbone,' a group of four vertebrae that are fused together to form a small triangular bone, located at the terminal end of the spine.

**CONCUSSION:** Jarring injury of the brain resulting in dysfunction. It can be graded as mild, moderate or severe, depending on loss of consciousness, amnesia and loss of equilibrium.

**CONUSION:** An injury to a muscle and tissues caused by a blow from a blunt object.

**CORTICOSTEROIDS:** Used to suppress joint inflammation and inflammation in a bursa or near tendons.

**CRYOTHERAPY:** A treatment with the use of cold.

**CYST:** Abnormal sac containing liquid or semi-solid matter.

**DEGENERATIVE JOINT DISEASE:** Changes in the joint surfaces as a result of repetitive trauma and 'wear and tear'.  
**DELTOID LIGAMENT:** Ligament that connects the tibia to bones of the medial aspect of the foot and is primarily responsible for stability of the ankle on the medial side. Is sprained less frequently than other ankle ligaments.

**DELTOID MUSCLE:** Muscles at the top of the arm, just below the shoulder, responsible for shoulder motions in the front, side and back.

**DISC INTERVERTEBRAL:** A flat, rounded plate between each vertebrae of the spine. The disc consists of a thick fiber ring which surrounds a soft gel-like interior. It functions as a cushion and shock absorber for the spinal column.

**DISLOCATION:** Complete displacement of joint surfaces.  
**ELECTROMYOGRAM (EMG):** Test to determine nerve function.  
**EPICONDYLITIS:** Inflammation in the elbow due to overuse. Common in tennis players (outer part of elbow) and golfers (inner part of elbow).

**ETIOLOGY:** Study of the cause of injury and disease.  
**EXTENSION:** Action of straightening of a joint as achieved by an extensor muscle.

**FASCIA:** A connective tissue sheath consisting of fibrous tissue and fat which unites the skin to the underlying tissue.

**FAT PERCENTAGE:** The amount of body weight that is adipose, fat tissue. Fat percentage can be calculated by underwater weighing, measuring select skinfold thickness or by analyzing electrical impedance.

**FEMUR:** Thighbone; longest bone in the body.  
**FIBULA:** Smaller of the two bones in the lower leg; runs from the knee to the ankle along the outside of the lower leg.

**FLEXIBILITY:** The ability of muscle to relax and yield to stretch forces.  
**FRACTURE:** Breach in continuity of a bone. Types of fractures include simple, compound, comminuted, greenstick, incomplete, impacted, longitudinal, oblique, stress or transverse.

**GLENOHUMERAL:** The shoulder girdle; consists of the glenoid capsule, head of the humerus and labrum.

**GLENOID:** Cavity of the scapula into which the head of the humerus fits to form the shoulder girdle.

**GLENOID LABRUM:** A rim of fibrocartilaginous tissue attached around the margin of the glenoid fossa.

**GRADE ONE INJURY:** A mild injury in which ligament, tendon or other musculoskeletal tissue may have been stretched, but not torn or otherwise disrupted.

**GRADE TWO INJURY:** A moderate injury in which musculoskeletal tissue has been partially, but not totally torn, causing appreciable limitation in function of the injured tissue.

**GRADE THREE INJURY:** A severe injury in which tissue loss has been significant, and in many cases, totally torn or otherwise disrupted, causing a virtual loss of function.

**GROIN:** Junction of the thigh and abdomen, location of muscles that rotate, flex and adduct the hip.

**HAMMER TOE:** Condition when the first digit of a toe is at a different angle than the remaining digits of the same toe.

**HAMSTRING:** Category of muscle that runs from the buttocks to the knee along the back of the thigh. It functions to flex the knee and is often times injured as a result of improper conditioning or lack of muscle flexibility.

**HEMARTHROSIS:** Accumulation of blood within a joint as a result of an acute injury.

**HEMATOMA:** Mass produced by an accumulation of coagulated blood in a cavity or in soft tissues.

**HIP POINTER:** Contusion to the iliac crest.

**HYDROTHERAPY:** Treatment using water.

**HYPEREXTENSION:** Extreme extension of a limb or body part.  
**ILIOTIBIAL BAND:** A thick, wide fascial layer that runs from the iliac crest to the knee joint on the outside of the thigh.

**INFLAMMATION:** The body's natural response to injury in which the injury site might display various degrees of pain, swelling, heat, redness and/or loss of function.

**ISOMETRIC CONTRACTION:** Muscular contraction in which tension is developed but no mechanical work is done.

**LABRUM (LABRUM GLENOIDULE):** The cartilage of the glenoid cavity in the shoulder. A lip-edged or lip-like structure.

**LATERAL COLLATERAL LIGAMENT (LCL):** Ligament of the knee along the outer aspect that connects the femur to the fibula. It provides lateral stability to the joint.

**LIGAMENT:** Band of fibrous tissue that connects bone to bone or bone to cartilage and supports and strengthens joints.

**MAGNETIC RESONANCE IMAGING (MRI):** Imaging procedure in which a radio frequency pulse causes certain electrical elements of the injured tissue to react to this pulse and through this process a computer display and permanent film establish a visual image. MRI does not require radiation and is very useful in the diagnosis of soft tissue, disc and meniscus injuries.

**MEDIAL COLLATERAL LIGAMENT (MCL):** Ligament of knee along the inner aspect that connects the femur to the tibia.

**MENISCUS:** Crescent-shaped cartilage, usually pertaining to the knee joint; also known as cartilage. There are two menisci in the knee - medial and lateral. These work to absorb weight within the knee and provide stability.

**METACARPALS:** Five long bones of the hand, joining the fingers to the wrist.

**METATARSALS:** Five long bones of the foot, running from the ankle to the toes.

**MYOSITIS:** Inflammation of a muscle.

**ORTHOTIC:** Any device applied to or around the body of physical impairment of disability. Commonly used to control foot mechanics.

**OSTEOCHONDRITIS DESSICANS:** A piece of bone and/or cartilage loosened from its attachment after trauma and a cause of a lesion.

**OSTEOMYELITIS:** An inflammatory disease of bone caused usually by infection with streptococcus or staphylococcus bacteria.

**PATELLA:** The kneecap. The patella functions to protect the distal end of the femur as well as increase the mechanical advantage and force generating capacities of the quadriceps muscle group.

**PLANTAR FASCIITIS:** Inflammation of the plantar (a thick tissue on the bottom of the foot which helps create the arch) fascia; associated with overuse or acute foot injury.

**POSTERIOR CRUCIATE LIGAMENT (PCL):** A primary stabilizing ligament of the knee that provides significant stability and prevents displacement of the tibia backward within the knee joint. A complete tear of this ligament necessitating reconstruction could require up to 12 months of rehabilitation.

**QUADRICEP MUSCLES:** A group of four muscles of the front thigh that run from the hip and form a common tendon at the patella; they are responsible for knee extension.

**RADIUS:** Bone in the forearm from elbow to the thumb side of the wrist.

**RECONSTRUCTION:** Surgical rebuilding of a joint using natural, artificial or transplanted materials.

**ROTATOR CUFF:** Comprised of four muscles in the shoulder area that can be irritated by overuse. The muscles are the supraspinatus (most commonly injured), infraspinatus, teres minor and subscapularis.

**SACROILIAC:** Junction of the sacrum, the lower back bone, with the pelvis.

**SACRUM:** Group of five fused vertebrae located just below the lumbar vertebrae of the lower back, which form part of the pelvis.

**SCAPULA:** Shoulder blade.

**SCIATICA:** Irritation of the sciatic nerve resulting in pain or tingling running down the inside of the leg.

**SCIATIC NERVE:** Major nerve that carries impulses for muscular action and sensations between the low back and thigh and lower leg; it is the longest nerve in the body.

**SHIN SPLINT:** A catch-all syndrome describing pain in the shin that is not a fracture or tumor and cannot be defined otherwise.

**SPLEEN:** Large, solid organ responsible for the normal production and destruction of blood cells located under the left rib cage.

**SPONDYLOSIS:** Abnormal vertebral fixation or immobility.

**SPRAIN:** Injury resulting from the stretching or twisting of the joint and causes various degrees of stretching or tearing of a ligament or other soft tissue at the joint.

**STRAIN:** Injury resulting from a pulling or torsion to the muscle or tendon that causes various degrees of stretching or tearing to the muscle or tendon tissue.

**STRESS FRACTURE:** A hair-line type of break in a bone. Caused by overuse.

**SUBLUXATION:** Partial dislocation of a joint. The term usually implies that the joint can return to a normal position without formal reduction.

**SYNOVIAL FLUID:** Lubricating fluid for joints and tendons, produced in synovium, or the inner lining of a joint.

**SYNOVITIS:** Inflammation of the synovial lining of a joint.

**TALUS:** The ankle bone that articulates with the tibia and fibula to form the ankle joint.

**TARSALS:** Group of seven bones of the foot consisting of the calcaneus, talus, cuboid and three cuneiform bones.

**TENDINITIS:** Inflammation of the tendon and/or tendon sheath, caused by chronic overuse or sudden injury.

**TENDON:** Tissue that connects muscle to bone.

**TENOSYNOVITIS:** Swelling or inflammation of a tendon sheath caused by calcium deposits, repeated strain or trauma.

**TIBIA:** Shin bone; larger of the two bones of the lower leg and is the weight-bearing bone of the shin.

**TRANSCUTANEOUS ELECTRICAL NERVE STIMULATOR (TENS):** An electrical modality that sends a mild current through pads at the injury site which stimulates the brain to release the natural analgesic endorphin.

**TRANSVERSE PROCESS:** Small lateral projection off the right and left side of each vertebrae that functions as an attachment site for muscles and ligaments of the spine.

**TRICEPS:** Muscle of the back of the upper arm, primarily responsible for extending the elbow.

**ULNA:** Inner bone of the forearm that runs from the tip of the elbow to the little finger side of the wrist.

**ULNAR NERVE:** Nerve in the elbow commonly irritated from excessive throwing.

**ULTRASOUND:** An electrical modality that transmits a sound wave through an applicator into the skin to the soft tissue in order to heat the local area for relaxing the injured tissue and/or disperse edema.

**"WIND KNOCKED OUT":** Syndrome describing a contraction of the abdominal nerve trunk, the solar plexus, as a result of an abdominal contusion.

THE ABOVE INFORMATION COMES COURTESY OF THE PHILADELPHIA FLYERS.



## MEDIA INFORMATION

### VANDERBILT MEDICAL STAFF



## Vanderbilt Sports Medicine

Vanderbilt Sports Medicine is the most comprehensive sports medicine service in Middle Tennessee. Its highly trained team cares for all athletic injuries and specializes in knee and shoulder injuries to all recreational and competitive athletes. Patients at Vanderbilt Sports Medicine benefit from a staff of sports medicine-trained physicians, a state-of-the-art facility, and the support and resources of the Vanderbilt Medical Center. The Vanderbilt Sports Medicine team shares a common commitment to professional and personal excellence. All physicians on staff are fellowship trained in sports medicine.

VSM's goal is to provide patients with the highest standard of care possible. Patients receive an individualized treatment and rehabilitation program designed to return them to their previous level of activity as quickly and safely as possible. The Vanderbilt Sports Medicine Center is dedicated to excellence in patient care, research, education, and sports medicine.

Vanderbilt Sports Medicine's mission is to improve the lives of our athletes and patients through excellence in science, education and clinical skill.



**JOHN E. KUHN, M.D.**  
HEAD TEAM PHYSICIAN AND  
ORTHOPAEDIC SURGEON

John (Jed) Kuhn, M.D., is an Associate Professor at Vanderbilt and Chief of Shoulder Surgery at Vanderbilt Sports Medicine and Shoulder Surgery. He also serves as a head physician for the Nashville Predators and a team physician with Vanderbilt University.

Dr. Kuhn received his medical training and completed his orthopaedic residency at the University of Michigan before travelling to Vail, Colo., where he served as a fellow in Orthopaedic Sports Medicine and Shoulder Surgery at the prestigious Steadman-Hawkins Clinic.

He has served as team physician for the University of Michigan, the USA Hockey National Team Development Program, the U.S. Olympic Committee and the Nashville Sounds baseball team. Dr. Kuhn is a fellow of the American Academy of Orthopaedic Surgeons, is an active member of the American Orthopaedic Association, the American Orthopaedic Society for Sports Medicine, the Arthroscopy Association of North America, and is the only member of the American Shoulder and Elbow Surgeons in the State of Tennessee.

Dr. Kuhn also serves as a consulting physician for both the NFL and NHL players associations. Dr. Kuhn and his wife, Janet, have three children: Andrew, Hobe and Katie.



**PAUL J. RUMMO, D.O.**  
HEAD TEAM PHYSICIAN AND INTERNAL  
MEDICINE PHYSICIAN

Paul J. Rummo, D.O. is an Assistant Professor with the Department of Orthopaedics and Rehabilitation at Vanderbilt University Medical Center. He is the Medical Director for Vanderbilt Orthopaedics Cool Springs. Dr. Rummo serves as Head Team Physician for the Nashville Predators as well as Team Physician for Vanderbilt University.

Dr. Rummo is a graduate of the University of New England College of Osteopathic Medicine. He completed his Internal Medicine residency at Memorial Health Care in Worcester, Massachusetts, followed by a fellowship in primary care sports medicine at Vanderbilt University Medical Center.

Dr. Rummo is a diplomat of the American Board of Internal Medicine and holds a Certificate of Added Qualifications in primary care sports medicine. He is a member of the American Medical Society for Sports Medicine and the American College of Sports Medicine.

His clinical interests include treatment of all athletic injuries and non-surgical orthopaedic problems in patients of all ages.



**STEPHANE BRAUN, M.D.**  
PLASTIC SURGEON



**JOSEPH L. FREDI, M.D.**  
TEAM CARDIOVASCULAR PHYSICIAN  
& SURGEON



**GARY SOLOMAN, Ph.D.**  
TEAM PSYCHOLOGIST



**DANIEL S. WEIKERT, M.D.**  
HEAD TEAM OPHTHALMOLOGIST



**CHARLES L. (CHARLIE)  
COX, M.D., M.P.H.**  
ASSISTANT TEAM PHYSICIAN AND  
ORTHOPAEDIC SURGEON



**KEVIN HAGAN, M.D.**  
TEAM PLASTIC SURGEON



**BLAIR SUMMITT, M.D.**  
TEAM PLASTIC SURGEON



**JASON WENDEL, M.D.**  
TEAM PLASTIC SURGEON



**ALEX B. DIAMOND, D.O.**  
ASSISTANT TEAM PHYSICIAN AND  
SPORTS MEDICINE PRIMARY CARE  
PHYSICIAN



**MARK MELSON, M.D.**  
ASSISTANT TEAM OPHTHALMOLOGIST



**WESLEY THAYER, M.D.**  
TEAM PLASTIC SURGEON

## MEDIA INFORMATION

### HOW TO FIGURE

**Assist:** An assist is awarded to the player or players (maximum of two) who touched the puck prior to the goal, provided no defender plays or possesses the puck in between.

**Game played:** A player receives credit for playing in a game if: i) he steps on the ice during time played or; ii) serves any penalty.

**Game-winning goal:** After the final score has been determined, the goal which leaves the winning club one goal ahead of its opponent is the game-winning goal (example: if Team A beats Team B 8-3, the player scoring the fourth goal for Team A receives credit for the game-winning goal).

**Goal:** A goal is awarded to the last player on the scoring club to touch the puck prior to the puck entering the net.

**Goals-against average:** Multiply goals allowed (GA) by 60 and divide by minutes played (MINS).

**Goaltender:** A goaltender receives a "W" for a win in regulation, overtime or shootout; an "L" for a loss in regulation; or an "OT" for a loss in overtime or shootout.

**Penalty-killing pct.:** Subtract total number of power-play goals allowed from total number of shorthanded situations to get total number of power-plays killed. Divide the total number of power-plays killed by the total number of shorthanded situations.

**Plus-minus:** A player receives a "plus" if he is on the ice when his club scores an even-strength or shorthanded goal. He receives a "minus" if he is on the ice for an even-strength or shorthanded goal scored by the opposing club. The difference in these numbers is considered the player's plus-minus statistic.

**Power-play goal:** A goal scored by a club while it has a manpower advantage due to an opponent's penalty. Following are some examples of what is and is not considered a power-play goal:

- if a club has an advantage on a minor penalty starting at 2:02 of the period and it scores at 4:02, the goal is not a power-play goal.
- if a club scores on a delayed penalty, the goal is not a power-play goal.
- if a club has an advantage due to a five-minute major or match penalty, that club is always credited with having one more advantage than the number of power-play goals it scores during that advantage, because the penalty does not expire. A new advantage begins after each power-play goal. For example, if Team A scores three goals during a major penalty, it is credited with four advantages.
- if a club is on a power-play for any length of time, it is considered to have had an advantage.
- if a minor penalty is incurred by a club on a power-play due to a major penalty, a new advantage is given to that club when its minor penalty expires, provided the opponent's major penalty is still in effect.

**Power-play percentage:** Total number of power-play goals divided by total number of power-play opportunities.

**Save percentage:** Subtract goals allowed (GA) from shots against (SA) to determine saves. Then divide saves by shots-against.

**Shooting percentage:** Divide the number of goals scored by the number of shots taken.

**Shorthanded goal:** A goal scored by a club while it is at a manpower disadvantage. The same cases apply for shorthanded as for power-play goals, but in the opposite manner.

**Shot on goal:** If a player shoots the puck with the intention of scoring and if that shot would have gone in the net had the goaltender not stopped it, the shot is recorded as a "shot on goal."

**Shutout:** If two goaltenders combine for a shutout, neither receives credit for the shutout. Instead it is recorded as a club shutout.

**Tenths of a second:** If a penalty or goal occurs in the last minute, the time is rounded off to the previous second (ex: if a penalty is called with 12.4 seconds left in a period, the time is indicated as 19:47 and not 19:48.)

**Coaches' record:** A coach receives a "W" for a win in regulation, overtime or shootout; an "L" for a loss in regulation; or an "OT" for a loss in overtime or shootout.

**\*\* NOTE:** No individual skater/goaltender statistics apply for the shootout

## MEDIA INFORMATION

### NAME, LOGO & SWEATERS



The Predators unveiled their logo, a saber-toothed tiger, in Nashville's downtown First American Center on September 25, 1997, 26 years after a fang and foreleg bone of a saber-toothed tiger were found in a cave just below the building's address. In May of 1971, excavation began at the downtown Nashville site of what today is the 28-story Regions Center. Further digging revealed a cave containing the nine-inch fang and a foreleg bone of a saber-toothed tiger, extinct for at least 10,000 years. Radiocarbon tests on revealed that it could have possibly been one of the last of its breed to exist. Scientists believe that some time during the last glacial period (15,000-80,000 years ago) part of the cave was the den of the saber-toothed tiger.

The discovery, made in August 1971, marked only the fifth of its kind in North America.

The saber-toothed tiger logo was co-designed by JDK Design of Burlington, Vermont and Dye, Van Mol & Lawrence of Nashville.

The naming of the Predators was a direct reflection of the fans of Nashville and their choice.

During the public events and through focus groups and related surveys, fans selected the name "Predators" by an overwhelming

two-to-one margin over the second choice. On November 13, 1997, the saber-toothed tiger logo was unveiled for the first time with the Predators insignia attached to it. On February 12, 1998, Head Coach Barry Trotz and Assistant Coach Paul Gardner unveiled the Predators' inaugural home and away jerseys at Cool Springs Galleria.

On November 21, 2001, the Predators debuted a third jersey with a 4-3 win against the Chicago Blackhawks at Bridgestone Arena. The jersey featured an "animated" saber-tooth tiger logo on the crest and tiger skulls on the shoulders. It was retired following the 2006-07 season.

For the 2007-08 season, the Predators, along with the other 29 NHL teams, introduced the Rbk EDGE Uniform System to further meet the performance demands of today's player.

The Predators would debut a new third jersey on November 27, 2009 against the St. Louis Blues. The sweaters, which features a vintage-inspired lace-up front, a subtle checkerboard pattern lining the bottom of the jersey, and a bolder and more simplified color scheme, were worn for the past two seasons, but will be set aside in 2011-12, making way for the first logo and color scheme redesign in franchise history.



The new logo and uniforms for the 2011-12 season were designed to develop a powerful, long term brand message and help infuse new life into the Nashville Predators imagery and brand with a more contemporary, aggressive, streamlined logo that still maintains the basic Pred Head concept. A new secondary logo was also designed to represent the state flag of Tennessee and Nashville's Music City heritage simultaneously, with a guitar pick shape incorporating the three stars of the state's three grand divisions - West, Middle and East. The "Predators Gold" sweaters create a distinctive, dominant, bold look that balances traditional elements of classic uniforms, with those unique to Nashville - guitar strings in the numbering and lettering, fangs in the neck area and piano keys on the inside of the collars.



## MEDIA INFORMATION

### NASHVILLE HOCKEY HISTORY

In the spring of 1962, a small group of businessmen led by David Patterson put up \$125,000 to place a team in the Eastern Hockey League. The Dixie Flyers, named after a passenger train said to be the oldest in the South, were placed in the nine-team league. The purple-and-gold colored Flyers played their first regular-season home game (a 2-0 loss to Knoxville) on Oct. 27, 1962 at the Municipal Auditorium. The Flyers endured a rough opening season, winning 16 games and qualifying for the playoffs, only to be swept in three games by Greensboro. However, it didn't take long for the Flyers to make their presence felt.

After losing in the 1965 Finals, the Flyers went on to win EHL Walker Cup championships in 1966 and 1967, the only two professional ice hockey titles in the city's history. John McLellan, who went on to coach the Toronto Maple Leafs, coached the Flyers. The Flyers swept each of their three playoff series in 1966. They won the championship by going 11-0 in the playoffs and becoming the first team in minor league ice hockey ever to march through the playoffs undefeated.

In 1967, Patterson's group sold the team to a business group headed by Mark Parrish. The Cinderella '69 team reached the Finals, but lost in seven tough games to the Clinton (N.Y.) Comets in the Walker Cup Finals. Shortly after, the Flyers' attendance slipped dramatically. Barely able to scrape up enough funds to start the 1970-71 campaign, the Flyers folded following the season.

Hockey returned to Nashville when baseball guru Larry Schmittou, who brought minor league baseball back to Nashville in 1978 after a 15-year absence, did the same for hockey in July 1981. Thus the South Stars were founded, a team that played in the Central Hockey League and had the Minnesota North Stars as its NHL affiliate. The logo was a hockey player swinging a guitar representing the Music City while using yellow, orange and green.

The 1981-82 team finished fourth in its division and lost to Wichita, 3-0, in the first round of the playoffs. Gene Ubriaco, who went on to coach the NHL's Pittsburgh Penguins and 1992 Italian Olympic team, coached the Stars.

Under new ownership (Randy Van Meter), the Stars pulled out of the CHL in 1982 and entered the old Atlantic Coast Hockey League (ACHL), playing teams geographically closer to Nashville. The Stars finished 11-43-4 and suffered through a season of low attendance. They began the following season, only to fold in December 1983.



Nashville Dixie Flyers  
EHL  
1962-1971



Nashville South Stars  
CHL/ACHL  
1978-83



Nashville Knights  
EHL  
1989-96



Nashville NightHawks  
CHL  
1996-97



Nashville Ice Flyers  
CHL  
1997-98

Two Knoxville wrestling promoters, Bob Polk and Ron Fuller, rescued the sport five years later. They purchased an East Coast Hockey League franchise in January 1989. The Knights, with popular ex-South Stars player Archie Henderson as coach, attracted an astonishing 150,000 fans their first season (1989-90). While wearing red and blue uniforms adorned with the logo of a knight's mask, they made the playoffs but lost in the first round. During the 1990-91 season, Peter Horachek, current Predators associate coach, served as the Knights' head coach and director of hockey operations.

The Knights went through three ownership changes in their seven-year history. They twice went to the semifinals of the ECHL playoffs - in 1993 under ex-NHL standout and coach Nick Fotiu, and in 1995 under coach Mark Kumpel.

Perhaps the top Knights highlight came during the 1992-93 season when Trevor Jobe scored what is still a minor hockey league record 85 goals, with 76 assists, for 161 points and 12 hat tricks in his MVP season.

In the spring of 1996, after failed negotiations for a lease agreement with the Auditorium, the Knights departed to Pensacola, Fla. There, they were renamed the Ice Pilots.

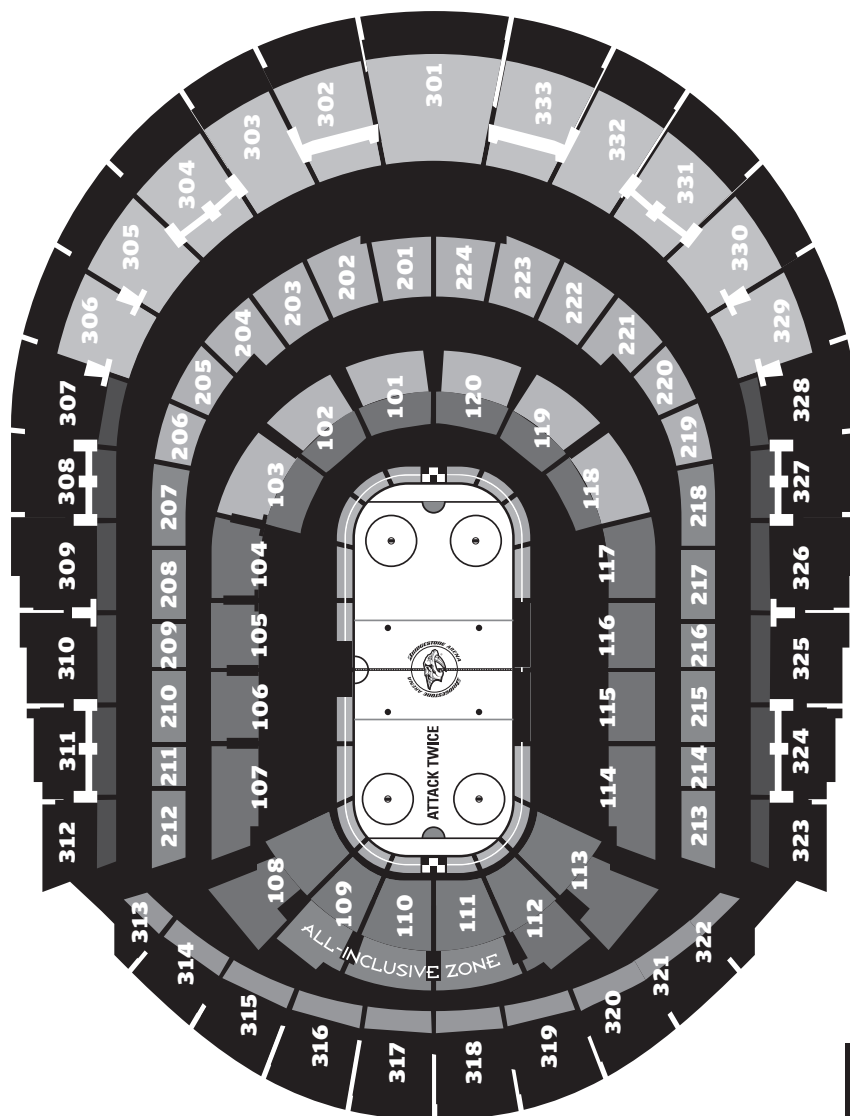
Hockey was revived again with the arrival of the NightHawks in the fall of 1996. The Central Hockey League team only won 12 games, the worst in CHL history. The red-and-blue NightHawks' logo was a hawk showing its claws. Nashville Mike Friedman purchased the team in the summer of 1997. In a renewed salute to the old Dixie Flyers, Friedman changed both the name to the Ice Flyers and the colors to blue and gray. David Lohrie led the team to a 41-win season and a second-place finish in the CHL East and was named coach of the year. The team lost in the semi-finals to the eventual CHL Champ Columbus in April 1998. The impending arrival of the Predators led Friedman to move the franchise to Albany, Ga.

This closed the book on three separate chapters, a combined 21 years, of minor league hockey in Nashville, starting and ending with the team named the Flyers. Former Predators President Jack Diller is well aware and appreciative of Nashville's hockey pioneers. "The team and sport obviously made a significant impact on many people here in Middle Tennessee. Other teams such as the South Stars, Knights, NightHawks and Ice Flyers also enjoyed varying degrees of success - all of which helped fuel the excitement for the NHL and arrival of the Predators," Diller said.

Excerpted from "Hockey in Nashville before the Predators," written by hockey historian Harold Huggins and originally printed in the *Predators Press: Commemorative Issue*, October 10, 1998.

## MEDIA INFORMATION

### BRIDGESTONE ARENA MAP



# TRAINING CAMP



## TRAINING CAMP

### 2011 TRAINING CAMP ROSTER

| #  | FORWARDS (34)    | Ht   | Wt  | Shoots | Place of Birth          | Birthdate | 2010-11 Team  |
|----|------------------|------|-----|--------|-------------------------|-----------|---|
| 60 | Brent Andrews    | 6-2  | 200 | L      | Hunter River, P.E.I.    | 1/19/93   | Halifax (OMJHL)   |
| 56 | Taylor Beck      | 6-2  | 203 | R      | St. Catharines, Ont.    | 5/13/91   | Guelph (OHL)/Milwaukee (AHL)                                    |
| 18 | Niclas Bergfors  | 5-10 | 194 | R      | Sodertalje, Sweden      | 3/7/87    | Florida (NHL)/Atlanta (NHL)                                     |
| 57 | Gabriel Bourque  | 5-10 | 192 | L      | Rimouski, Que.          | 9/23/90   | Milwaukee (AHL)   |
| 73 | Joel Champagne   | 6-4  | 214 | L      | LaSalle, Que.           | 1/24/90   | Quebec (OMJHL)  |
| 40 | Brodie Dupont    | 6-2  | 210 | L      | Russell, Man.           | 2/17/87   | Connecticut (AHL)   |
| 61 | David Elsner     | 6-0  | 184 | R      | Landshut, Germany       | 3/22/92   | Landshut (Ger.-2)/Landshut Jr. (Ger.-Jr.)/ERC Ingolstadt (Ger.) |
| 10 | Martin Erat      | 6-0  | 201 | L      | Trebitz, Czech Rep.     | 8/29/81   | Nashville (NHL)   |
| 12 | Mike Fisher      | 6-1  | 208 | R      | Peterborough, Ont.      | 6/5/80    | Ottawa (NHL)/Nashville (NHL)                                    |
| 45 | Ryan Flynn       | 6-3  | 210 | R      | St. Paul, Minn.         | 3/22/88   | Milwaukee (AHL)   |
| 5  | Blake Geoffrion  | 6-1  | 190 | L      | Plantation, Fla.        | 2/3/88    | Milwaukee (AHL)/Nashville (NHL)                                 |
| 24 | Matt Halischuk   | 6-0  | 185 | R      | Toronto, Ont.           | 6/1/88    | Milwaukee (AHL)/Nashville (NHL)                                 |
| 27 | Patric Hornqvist | 6-0  | 188 | L      | Sollentuna, Sweden      | 1/1/87    | Nashville (NHL)   |
| 74 | Sergei Kostitsyn | 6-0  | 207 | L      | Novopolotsk, Belarus    | 3/20/87   | Nashville (NHL)   |
| 63 | Jani Lajunen     | 6-1  | 190 | L      | Helsinki, Finland       | 6/16/90   | Espoo (Finland)   |
| 55 | Michael Latta    | 6-0  | 209 | R      | Kitchener, Ont.         | 5/25/91   | Guelph (OHL)/Milwaukee (AHL)                                    |
| 11 | David Legwand    | 6-2  | 204 | L      | Detroit, Mich.          | 8/17/80   | Nashville (NHL)   |
| 17 | Chris Mueller    | 5-10 | 180 | R      | West Seneca, N.Y.       | 3/6/86    | Milwaukee (AHL)/Nashville (NHL)                                 |
| 16 | Cal O'Reilly     | 6-0  | 188 | L      | Toronto, Ont.           | 9/30/86   | Nashville (NHL)   |
| 58 | Juuso Puustinen  | 6-2  | 187 | R      | Kuopio, Finland         | 4/5/88    | HPK (Finland)   |
| 79 | Ben Ryan         | 5-11 | 193 | R      | Detroit, Mich.          | 10/16/88  | U. of Notre Dame (CCHA)   |
| 48 | Josh Shalla      | 6-1  | 202 | L      | Whitby, Ont.            | 9/25/91   | Saginaw (OHL)   |
| 67 | Robert Slaney    | 6-2  | 203 | L      | Upper Island Cove, Nfld | 10/13/88  | Reading (ECHL)/Toronto (AHL)                                    |
| 89 | Tyler Sloan      | 6-4  | 214 | L      | Calgary, Alta.          | 3/15/81   | Washington (NHL)/Hershey (AHL)                                  |
| 15 | Craig Smith      | 6-1  | 197 | R      | Madison, Wis.           | 9/5/89    | U. of Wisconsin (WCHA)  |
| 25 | Jerred Smithson  | 6-3  | 209 | R      | Vernon, B.C.            | 2/4/79    | Nashville (NHL)   |
| 13 | Nick Spaling     | 6-1  | 198 | L      | Palmerston, Ont.        | 9/19/88   | Milwaukee (AHL)/Nashville (NHL)                                 |
| 21 | Zack Stortini    | 6-4  | 215 | R      | Eliot Lake, Ont.        | 9/11/85   | Edmonton (NHL)/Oklahoma City (AHL)                              |
| 65 | Ryan Thang       | 6-0  | 194 | R      | Chicago, Ill.           | 5/11/87   | Milwaukee (AHL)   |
| 22 | Jordin Tootoo    | 5-9  | 199 | R      | Churchill, Man.         | 2/2/83    | Nashville (NHL)   |
| 62 | Mark Van Guilder | 6-2  | 205 | R      | Roseville, Minn.        | 1/17/84   | Milwaukee (AHL)/Cincinnati (ECHL)                               |
| 72 | Austin Watson    | 6-4  | 193 | R      | Ann Arbor, Mich.        | 1/13/92   | Peterborough (OHL)/Milwaukee (AHL)                              |
| 33 | Colin Wilson     | 6-1  | 210 | L      | Greenwich, Conn.        | 10/20/89  | Nashville (NHL)   |
| 28 | Kyle Wilson      | 6-0  | 201 | L      | Oakville, Ont.          | 12/15/84  | Columbus (NHL)/Springfield (AHL)                                |

| #  | DEFENSEMEN (16)         | Ht   | Wt  | Shoots | Place of Birth      | Birthdate | 2010-11 Team                    |
|----|-------------------------|------|-----|--------|---------------------|-----------|---------------------------------|
| 75 | Taylor Aronson          | 6-1  | 205 | R      | Placentia, Calif.   | 12/30/91  | Portland (WHL)                  |
| 64 | Victor Bartley          | 6-0  | 203 | L      | Maple Ridge, B.C.   | 2/17/88   | Rogle (Sweden-2)                |
| 7  | Jonathon Blum           | 6-1  | 190 | R      | Long Beach, Calif.  | 1/30/89   | Milwaukee (AHL)/Nashville (NHL) |
| 51 | Francis Bouillon        | 5-8  | 198 | L      | New York, N.Y.      | 10/17/75  | Nashville (NHL)                 |
| 42 | Mattias Ekholm          | 6-4  | 204 | L      | Borlange, Sweden    | 5/24/90   | Brynäs (Sweden)                 |
| 49 | Ryan Ellis              | 5-10 | 179 | R      | Hamilton, Ont.      | 1/3/91    | Windsor (OHL)/Milwaukee (AHL)   |
| 47 | Scott Ford              | 6-3  | 216 | R      | Fort St. John, B.C. | 12/24/79  | Milwaukee (AHL)                 |
| 53 | Jeffrey Foss            | 6-2  | 205 | R      | Fargo, N.D.         | 12/12/88  | R.P.I. (ECAC)/Milwaukee (AHL)   |
| 38 | Jack Hillen             | 5-10 | 190 | L      | Minnetonka, Minn.   | 1/24/86   | NY Islanders (NHL)              |
| 59 | Roman Josi              | 6-2  | 198 | L      | Bern, Switzerland   | 6/1/90    | Milwaukee (AHL)                 |
| 8  | Kevin Klein             | 6-1  | 200 | R      | Kitchener, Ont.     | 12/13/84  | Nashville (NHL)                 |
| 32 | Teemu Laakso            | 6-1  | 215 | R      | Tuusula, Finland    | 8/27/87   | Milwaukee (AHL)/Nashville (NHL) |
| 54 | Charles-Olivier Roussel | 6-1  | 201 | R      | St. Eustache, Que.  | 9/13/91   | Montreal (OMJHL)                |
| 20 | Ryan Suter              | 6-1  | 198 | L      | Madison, Wis.       | 1/21/85   | Nashville (NHL)                 |
| 83 | Scott Valentine         | 6-2  | 201 | L      | Ottawa, Ont.        | 5/2/91    | Oshawa (OHL)                    |
| 6  | Shea Weber              | 6-4  | 232 | R      | Sicamous, B.C.      | 8/14/85   | Nashville (NHL)                 |

| #  | GOALTENDER (5)  | Ht  | Wt  | Catches | Place of Birth   | Birthdate | 2010-11 Team                        |
|----|-----------------|-----|-----|---------|------------------|-----------|-------------------------------------|
| 36 | Atte Engren     | 6-1 | 186 | L       | Rauma, Finland   | 2/19/88   | TPS Turku (Finland)/Milwaukee (AHL) |
| 39 | Anders Lindback | 6-6 | 203 | L       | Gavle, Sweden    | 5/3/88    | Nashville (NHL)/Milwaukee (AHL)     |
| 37 | Chet Pickard    | 6-2 | 206 | L       | Moncton, N.B.    | 11/29/89  | Milwaukee (AHL)/Cincinnati (ECHL)   |
| 35 | Pekka Rinne     | 6-5 | 209 | L       | Kempele, Finland | 11/3/82   | Nashville (NHL)                     |
| 30 | Jeremy Smith    | 6-0 | 173 | L       | Dearborn, Mich.  | 4/13/89   | Cincinnati (ECHL)/Milwaukee (AHL)   |



# TRAINING CAMP

## PRESEASON SCHEDULE AND RESULTS

2010 (Record: 4-2-0)

| Date     | Opponent | Site             | Score | Result |
|----------|----------|------------------|-------|--------|
| Sept. 23 | CAR      | Nashville, TN    | 1-3   | L      |
| Sept. 24 | CAR      | Raleigh, NC      | 2-1   | W      |
| Sept. 25 | WSH      | Nashville, TN    | 1-2   | L      |
| Sept. 27 | ATL      | Nashville, TN    | 2-1   | W      |
| Sept. 29 | ATL      | Atlanta, GA      | 4-3   | W      |
| Oct. 3   | WSH      | Washington, D.C. | 3-0   | W      |

2009 (Record: 4-2-0)

| Date     | Opponent | Site          | Score | Result |
|----------|----------|---------------|-------|--------|
| Sept. 17 | ATL      | Nashville, TN | 5-0   | W      |
| Sept. 18 | CAR      | Raleigh, NC   | 4-2   | W      |
| Sept. 19 | CBJ      | Nashville, TN | 3-2   | W      |
| Sept. 23 | ATL      | Atlanta, GA   | 4-5   | L      |
| Sept. 26 | CAR      | Nashville, TN | 2-5   | L      |
| Sept. 27 | CBJ      | Columbus, OH  | 4-2   | W      |

2008 (Record: 2-4-0)

| Date     | Opponent | Site          | Score | Result |
|----------|----------|---------------|-------|--------|
| Sept. 25 | ATL      | Nashville, TN | 2-4   | L      |
| Sept. 26 | CBJ      | Columbus, OH  | 3-4   | L      |
| Sept. 27 | CBJ      | Nashville, TN | 3-1   | W      |
| Oct. 2   | CAR      | Nashville, TN | 2-4   | L      |
| Oct. 3   | ATL      | Atlanta, GA   | 6-4   | W      |
| Oct. 5   | CAR      | Raleigh, NC   | 0-2   | L      |

2007 (Record: 3-2-1)

| Date     | Opponent | Site          | Score | Result |
|----------|----------|---------------|-------|--------|
| Sept. 16 | CBJ      | Columbus, OH  | 3-1   | W      |
| Sept. 20 | ATL      | Nashville, TN | 5-3   | W      |
| Sept. 21 | CAR      | Raleigh, NC   | 0-3   | L      |
| Sept. 22 | CAR      | Nashville, TN | 4-1   | W      |
| Sept. 25 | ATL      | Atlanta, GA   | 2-3   | SOL    |
| Sept. 29 | CBJ      | Nashville, TN | 0-3   | L      |

2006 (Record: 4-1-1)

| Date     | Opponent | Site          | Score | Result |
|----------|----------|---------------|-------|--------|
| Sept. 17 | CBJ      | Columbus, OH  | 0-2   | L      |
| Sept. 21 | CBJ      | Memphis, TN   | 8-1   | W      |
| Sept. 22 | CAR      | Raleigh, NC   | 5-4   | W      |
| Sept. 23 | CAR      | Nashville, TN | 7-3   | W      |
| Sept. 29 | ATL      | Atlanta, GA   | 3-4   | OTL    |
| Sept. 30 | ATL      | Nashville, TN | 5-1   | W      |

2005 (Record: 4-3-0)

| Date     | Opponent | Site            | Score | Result |
|----------|----------|-----------------|-------|--------|
| Sept. 21 | STL      | St. Louis, MO   | 4-3   | W      |
| Sept. 23 | CBJ      | Nashville, TN   | 3-2   | W      |
| Sept. 24 | STL      | Kansas City, MO | 1-2   | L      |
| Sept. 25 | CAR      | Nashville, TN   | 4-2   | W      |
| Sept. 29 | ATL      | Nashville, TN   | 2-5   | L      |
| Sept. 30 | ATL      | Atlanta, GA     | 2-3   | L      |
| Oct. 2   | CBJ      | Columbus, OH    | 4-1   | W      |

2003 (Record: 2-2-(2)-1)

| Date     | Opponent | Site          | Score    | Result |
|----------|----------|---------------|----------|--------|
| Sept. 19 | CHI      | Chicago, IL   | 5-0      | W      |
| Sept. 20 | CHI      | Nashville, TN | 2-2 (OT) | T      |
| Sept. 21 | CBJ      | Columbus, OH  | 2-2 (OT) | T      |
| Sept. 26 | STL      | St. Louis, MO | 1-4      | L      |
| Sept. 27 | ATL      | Richmond, VA  | 2-3 (OT) | OTL    |
| Oct. 3   | ATL      | Atlanta, GA   | 2-5      | L      |
| Oct. 4   | STL      | Nashville, TN | 5-1      | W      |

2002 (Record: 3-4-(1)-0)

| Date     | Opponent | Site             | Score | Result |
|----------|----------|------------------|-------|--------|
| Sept. 19 | CHI      | Chicago, IL      | 1-3   | L      |
| Sept. 21 | STL      | Nashville, TN    | 0-1   | L      |
| Sept. 22 | CBJ      | Columbus, OH     | 5-3   | W      |
| Sept. 24 | ATL      | Atlanta, GA      | 4-5   | L      |
| Sept. 25 | STL      | St. Louis, MO    | 2-3   | L      |
| Sept. 28 | ATL      | Bossier City, LA | 4-4   | T      |
| Oct. 1   | CHI      | Nashville, TN    | 2-0   | W      |
| Oct. 5   | CBJ      | Nashville, TN    | 2-0   | W      |

2001 (Record: 3-4-(0)-1)

| Date     | Opponent | Site           | Score    | Result |
|----------|----------|----------------|----------|--------|
| Sept. 17 | ATL      | Atlanta, GA    | 3-4      | L      |
| Sept. 18 | CBJ      | Columbus, OH   | 2-3      | L      |
| Sept. 21 | CBJ      | Huntsville, AL | 3-1      | W      |
| Sept. 22 | STL      | Nashville, TN  | 2-5      | L      |
| Sept. 23 | CHI      | Nashville, TN  | 1-0      | W      |
| Sept. 25 | ATL      | Nashville, TN  | 4-5 (OT) | OTL    |
| Sept. 28 | STL      | St. Louis, MO  | 0-2      | L      |
| Sept. 29 | CHI      | Chicago, IL    | 3-0      | W      |

2000 (Record: 3-3-(1)-0)

| Date     | Opponent | Site          | Score | Result |
|----------|----------|---------------|-------|--------|
| Sept. 16 | ATL      | Southaven, MS | 5-3   | W      |
| Sept. 17 | CBJ      | Dayton, OH    | 2-4   | L      |
| Sept. 19 | STL      | St. Louis, MO | 2-2   | T      |
| Sept. 23 | CHI      | Nashville, TN | 4-1   | W      |
| Sept. 26 | ATL      | Nashville, TN | 4-1   | W      |
| Sept. 29 | CHI      | Chicago, IL   | 3-4   | L      |
| Sept. 30 | STL      | Nashville, TN | 0-4   | L      |

1999 (Record: 1-5-(3)-0)

| Date     | Opponent | Site           | Score | Result |
|----------|----------|----------------|-------|--------|
| Sept. 11 | ATL      | Columbus, GA   | 1-3   | L      |
| Sept. 14 | DET      | Detroit, MI    | 2-4   | L      |
| Sept. 16 | FLA      | Knoxville, TN  | 4-4   | T      |
| Sept. 17 | STL      | Milwaukee, WI  | 2-2   | T      |
| Sept. 18 | WSH      | Biloxi, MS     | 1-2   | L      |
| Sept. 21 | STL      | Lafayette, LA  | 1-4   | L      |
| Sept. 25 | DET      | Nashville, TN  | 1-3   | L      |
| Sept. 26 | FLA      | Louisville, KY | 0-0   | T      |
| Sept. 28 | ATL      | Nashville, TN  | 2-0   | W      |

1998 (Record: 2-4-(3)-0)

| Date     | Opponent | Site            | Score | Result |
|----------|----------|-----------------|-------|--------|
| Sept. 19 | FLA      | Huntsville, AL  | 4-2   | W      |
| Sept. 20 | FLA      | Pensacola, FL   | 4-4   | T      |
| Sept. 22 | DAL      | Little Rock, AR | 2-2   | T      |
| Sept. 25 | DAL      | Dallas, TX      | 1-5   | L      |
| Sept. 26 | STL      | Kansas City, MO | 5-6   | L      |
| Oct. 1   | WSH      | Richmond, VA    | 3-4   | L      |
| Oct. 2   | ANA      | Cincinnati, OH  | 2-1   | W      |
| Oct. 3   | ANA      | Milwaukee, WI   | 0-3   | L      |
| Oct. 6   | STL      | St. Louis, MO   | 3-3   | T      |

# TRAINING CAMP

## 2010 PRESEASON SCORING

| POS             | NO | PLAYER              | GP | G  | A  | PTS | +/- | PIM | PP | SH | GW | OTG | S   | S%   |
|-----------------|----|---------------------|----|----|----|-----|-----|-----|----|----|----|-----|-----|------|
| LW              | 10 | Martin Erat         | 4  | 2  | 1  | 3   | 1   | 2   | 1  | 0  | 0  | 0   | 6   | 33.3 |
| RW              | 29 | Joel Ward           | 4  | 2  | 1  | 3   | 4   | 0   | 0  | 1  | 0  | 0   | 8   | 25.0 |
| D               | 6  | Shea Weber          | 4  | 1  | 2  | 3   | 2   | 4   | 1  | 0  | 1  | 0   | 9   | 11.1 |
| D               | 20 | Ryan Suter          | 4  | 1  | 2  | 3   | 1   | 2   | 1  | 0  | 0  | 0   | 10  | 10.0 |
| C               | 26 | Steve Sullivan      | 4  | 0  | 3  | 3   | 2   | 0   | 0  | 0  | 0  | 0   | 9   | 0.0  |
| C               | 11 | David Legwand       | 4  | 2  | 0  | 2   | 3   | 0   | 0  | 0  | 1  | 0   | 11  | 18.2 |
| RW              | 24 | * Matt Halischuk    | 2  | 1  | 1  | 2   | 1   | 0   | 0  | 0  | 0  | 0   | 3   | 33.3 |
| C               | 16 | Cal O'Reilly        | 5  | 1  | 1  | 2   | 0   | 0   | 0  | 0  | 1  | 0   | 4   | 25.0 |
| D               | 2  | Aaron Johnson       | 3  | 0  | 2  | 2   | 3   | 2   | 0  | 0  | 0  | 0   | 2   | 0.0  |
| C               | 33 | Colin Wilson        | 5  | 0  | 2  | 2   | 2   | 0   | 0  | 0  | 0  | 0   | 4   | 0.0  |
| RW              | 27 | Patric Hornqvist    | 5  | 0  | 2  | 2   | -1  | 2   | 0  | 0  | 0  | 0   | 13  | 0.0  |
| LW              | 74 | Sergei Kostitsyn    | 4  | 1  | 0  | 1   | 0   | 0   | 0  | 0  | 0  | 0   | 4   | 25.0 |
| LW              | 71 | J-P Dumont          | 4  | 1  | 0  | 1   | 0   | 4   | 0  | 0  | 0  | 0   | 4   | 25.0 |
| RW              | 22 | Jordin Tootoo       | 4  | 1  | 0  | 1   | 0   | 0   | 0  | 0  | 1  | 0   | 10  | 10.0 |
| C               | 15 | Matthew Lombardi    | 4  | 0  | 1  | 1   | 0   | 0   | 0  | 0  | 0  | 0   | 9   | 0.0  |
| RW              | 45 | * Ryan Flynn        | 1  | 0  | 0  | 0   | 0   | 0   | 0  | 0  | 0  | 0   | 0   | 0.0  |
| RW              | 3  | Wade Belak          | 1  | 0  | 0  | 0   | -1  | 5   | 0  | 0  | 0  | 0   | 0   | 0.0  |
| LW              | 56 | * Taylor Beck       | 1  | 0  | 0  | 0   | 0   | 0   | 0  | 0  | 0  | 0   | 1   | 0.0  |
| D               | 23 | Brett Palin         | 1  | 0  | 0  | 0   | -1  | 0   | 0  | 0  | 0  | 0   | 2   | 0.0  |
| C               | 21 | Jamie Lundmark      | 2  | 0  | 0  | 0   | -1  | 0   | 0  | 0  | 0  | 0   | 2   | 0.0  |
| D               | 7  | * Jonathon Blum     | 2  | 0  | 0  | 0   | 1   | 0   | 0  | 0  | 0  | 0   | 3   | 0.0  |
| LW              | 38 | * Kelsey Wilson     | 2  | 0  | 0  | 0   | 0   | 7   | 0  | 0  | 0  | 0   | 3   | 0.0  |
| D               | 32 | * Teemu Laakso      | 2  | 0  | 0  | 0   | 2   | 4   | 0  | 0  | 0  | 0   | 0   | 0.0  |
| C               | 13 | Nick Spaling        | 2  | 0  | 0  | 0   | 0   | 0   | 0  | 0  | 0  | 0   | 1   | 0.0  |
| LW              | 5  | * Blake Geoffrion   | 2  | 0  | 0  | 0   | -2  | 0   | 0  | 0  | 0  | 0   | 1   | 0.0  |
| RW              | 12 | * Andreas Thuresson | 2  | 0  | 0  | 0   | 0   | 0   | 0  | 0  | 0  | 0   | 3   | 0.0  |
| D               | 49 | * Ryan Ellis        | 2  | 0  | 0  | 0   | -2  | 2   | 0  | 0  | 0  | 0   | 6   | 0.0  |
| RW              | 28 | Jonas Andersson     | 3  | 0  | 0  | 0   | 1   | 0   | 0  | 0  | 0  | 0   | 2   | 0.0  |
| D               | 52 | Alexander Sulzer    | 3  | 0  | 0  | 0   | -1  | 0   | 0  | 0  | 0  | 0   | 7   | 0.0  |
| D               | 51 | Francis Bouillon    | 3  | 0  | 0  | 0   | 2   | 4   | 0  | 0  | 0  | 0   | 4   | 0.0  |
| C               | 25 | Jerred Smithson     | 3  | 0  | 0  | 0   | 0   | 2   | 0  | 0  | 0  | 0   | 4   | 0.0  |
| D               | 77 | Ryan Parent         | 4  | 0  | 0  | 0   | 2   | 2   | 0  | 0  | 0  | 0   | 0   | 0.0  |
| D               | 8  | Kevin Klein         | 4  | 0  | 0  | 0   | 2   | 0   | 0  | 0  | 0  | 0   | 9   | 0.0  |
| D               | 4  | Cody Franson        | 4  | 0  | 0  | 0   | -3  | 0   | 0  | 0  | 0  | 0   | 5   | 0.0  |
| C               | 9  | Marcel Goc          | 4  | 0  | 0  | 0   | 0   | 0   | 0  | 0  | 0  | 0   | 6   | 0.0  |
| TEAM TOTALS     |    |                     | 6  | 13 | 18 | 31  | 4   | 44  | 3  | 1  | 4  | 0   | 165 | 7.9  |
| OPPONENT TOTALS |    |                     | 6  | 10 | 19 | 29  | -4  | 58  | 4  | 0  | 2  | 0   | 144 | 6.9  |

| GOALTENDERS          | GP | MINS | AVG  | W   | L    | OT | EN | SO | GA | SA | SV%  | G | A | PIM |
|----------------------|----|------|------|-----|------|----|----|----|----|----|------|---|---|-----|
| 35 Pekka Rinne       | 4  | 181  | 0.99 | 2   | 0    | 0  | 0  | 1  | 3  | 70 | .957 | 0 | 0 | 0   |
| 39 * Anders Lindback | 3  | 120  | 2.00 | 2   | 1    | 0  | 0  | 0  | 4  | 53 | .925 | 0 | 0 | 0   |
| 31 * Mark Dekanich   | 2  | 57   | 2.11 | 0   | 1    | 0  | 1  | 0  | 2  | 14 | .857 | 0 | 0 | 0   |
| TEAM TOTALS          |    |      | 6    | 360 | 1.67 | 4  | 2  | 0  | 1  | 10 | .931 | 0 | 0 | 0   |
| OPPONENT TOTALS      |    |      | 6    | 360 | 2.17 | 2  | 4  | 0  | 0  | 13 | .921 | 0 | 0 | 0   |

\* rookie



Sure, it's *just* a tire.  
Like the ancient redwood is *just* a tree.



**ECOPIA™** The most fuel-efficient line of Bridgestone tires.