

# 2012 MEDIA GUIDE

TAMPA BAY RAYS





# 2012 PROMOTIONAL SCHEDULE

| DATE        | OPPONENT  | ITEM                              | PRESENTED BY         |
|-------------|-----------|-----------------------------------|----------------------|
| Fri, 4/6    | Yankees   | Schedule Magnet                   | Re/Max               |
| Sun, 4/8    | Yankees   | Raymond Cowbell                   | Chick-fil-A          |
| Fri, 4/20   | Twins     | Collectible T-Shirt #1            | Tampa Bay Times      |
| Sat, 4/21   | Twins     | Evan Longoria Walkoff Figurine    | Sweetbay Supermarket |
| Sun, 4/22   | Twins     | Rays Recycled Youth Hat           | Mosaic               |
| Fri, 5/4    | A's       | Collectible T-Shirt #2            | Tampa Bay Times      |
| Sun, 5/6    | A's       | Joe Maddon Sunglasses             | Match-Up Promotions  |
| Fri, 5/18   | Braves    | Collectible T-Shirt #3            | Tampa Bay Times      |
| Sun, 5/20   | Braves    | Kyle Farnsworth Bobblehead        | Advantica            |
| Fri, 6/1    | Orioles   | Jeremy Hellickson R.O.Y. Figurine | Tampa Bay Times      |
| Sun, 6/3    | Orioles   | Desmond Jennings Bobblehead       | Pepsi                |
| Thurs, 6/14 | Mets      | Cheer Sticks                      |                      |
| Fri, 6/15   | Marlins   | Joe Maddon Bobblehead             | Tampa Bay Times      |
| Sat, 6/16   | Marlins   | Drawstring Backpack               | MLB Network          |
| Sun, 6/17   | Marlins   | David Price Jersey Wallet         |                      |
| Fri, 6/29   | Tigers    | Zim Bear                          | Tampa Bay Times      |
| Sun, 7/1    | Tigers    | James Shields Bobblehead          |                      |
| Fri, 7/13   | Red Sox   | Burst Koozie                      | tbt*                 |
| Sun, 7/15   | Red Sox   | Rays Ice Cream Bowl and Spoon Set |                      |
| Thurs, 7/19 | Indians   | Cheer Sticks                      |                      |
| Fri, 7/20   | Mariners  | Collectible T-Shirt #4            | Tampa Bay Times      |
| Sun, 7/22   | Mariners  | Matt Moore Bobblehead             |                      |
| Fri, 8/3    | Orioles   | Collectible T-Shirt #5            | Tampa Bay Times      |
| Sun, 8/5    | Orioles   | DJ Kitty Bobblehead               | Chevrolet            |
| Thurs, 8/9  | Blue Jays | Cheer Sticks                      |                      |
| Fri, 8/24   | A's       | Collectible T-Shirt #6            | Tampa Bay Times      |
| Fri, 9/7    | Rangers   | Collectible T-Shirt #7            | Tampa Bay Times      |
| Sun, 9/9    | Rangers   | Evan Longoria Mini Drum Set       |                      |
| Fri, 9/21   | Blue Jays | Collectible T-Shirt #8            | Tampa Bay Times      |
| Sun, 9/23   | Blue Jays | TBD Bobblehead                    |                      |

SCHEDULE SUBJECT TO CHANGE. VISIT [RAYSBASEBALL.COM](http://RAYSBASEBALL.COM) FOR UPDATES ON THE 2012 PROMOTIONAL SCHEDULE AND FOR QUANTITIES.

**DESMOND JENNINGS**  
BOBBLEHEAD

PRESENTED BY PEPSI



**KYLE FARNSWORTH**  
BOBBLEHEAD

PRESENTED BY ADVANTICA





SKIP MILOS

## FOUR SEASONS AS THE RAYS (2008-11)

TAMPA BAY OFFICIALLY BECAME the Rays on November 8, 2007. In four seasons since, they have averaged 92 wins per season, advanced to the postseason three times and won two American League East titles. In the 10 previous seasons as the Devil Rays, Tampa Bay averaged 97 losses per season. Under the current three-division format which was initiated in 1995, only the Yankees and Rays have won more than one AL East title over a full 162-game season.

### AMONG OTHER HIGHLIGHTS FROM THE PAST FOUR SEASONS:

- + Joe Maddon has won two American League Manager of the Year awards (2008, 2011).
- + The Rays have won two American League Rookie of the Year awards: Evan Longoria in 2008 and Jeremy Hellickson in 2011.
- + The Rays have had 11 different players make the All-Star Team: Jason Bartlett, Carl Crawford, Matt Joyce, Scott Kazmir, Evan Longoria, Dioner Navarro, Carlos Peña, David Price, James Shields, Rafael Soriano and Ben Zobrist.
- + The Rays as a team have won 4 straight AL stolen base crowns.
- + The Rays have used only 13 different starting pitchers over the last four seasons, three fewer than any other team in baseball.
- + Since becoming the Rays, all 648 games have been started by pitchers under the age of 30.
- + The Rays have committed only 346 errors, 4th fewest in the majors and 2nd fewest in the AL.

### MOST POSTSEASON APPEARANCES, 2008-11

|                       |          |
|-----------------------|----------|
| Philadelphia Phillies | 4        |
| <b>Tampa Bay Rays</b> | <b>3</b> |
| New York Yankees      | 3        |

### MOST WINS, 2008-11

|                               |                |             |
|-------------------------------|----------------|-------------|
| New York Yankees              | 384-264        | .593        |
| Philadelphia Phillies         | 384-264        | .593        |
| Boston Red Sox                | 369-279        | .569        |
| <b>Tampa Bay Rays</b>         | <b>368-280</b> | <b>.568</b> |
| Los Angeles Angels of Anaheim | 363-285        | .560        |

### A.L. LEADERS, 2008-11

#### FEWEST RUNS ALLOWED

|                       |              |
|-----------------------|--------------|
| <b>Tampa Bay Rays</b> | <b>2,688</b> |
| Oakland Athletics     | 2,756        |
| Los Angeles Angels    | 2,793        |
| New York Yankees      | 2,830        |
| Toronto Blue Jays     | 2,870        |

#### LOWEST E.R.A.

|                               |             |
|-------------------------------|-------------|
| <b>Tampa Bay Rays</b>         | <b>3.88</b> |
| Oakland Athletics             | 3.89        |
| Los Angeles Angels of Anaheim | 4.01        |
| New York Yankees              | 4.08        |



# TABLE OF CONTENTS

|                              |     |                             |     |                           |     |
|------------------------------|-----|-----------------------------|-----|---------------------------|-----|
| Award Winners                | 242 | Coaches, All-Time           | 254 | Career Leaders            | 224 |
| ■ <b>BIOS</b>                |     | Historic Box Scores         | 246 | Fielding                  | 233 |
| 40-Man Roster                | 45  | Opening Day Lineups         | 248 | Home Runs                 | 235 |
| Clubhouse Staff              | 41  | Rays Chronology             | 288 | Individual                | 217 |
| Coaching Staff, Major League | 20  | Rays Firsts                 | 245 | Miscellaneous             | 238 |
| Friedman, Andrew             | 9   | St. Petersburg, Baseball in | 287 | Monthly, Individual       | 230 |
| Front Office                 | 6   | Trades, All-Time            | 249 | Monthly, Team             | 230 |
| Grounds Crew                 | 43  | Tropicana Field Firsts      | 245 | Rookie                    | 223 |
| Hunsicker, Gerry             | 10  | How the Rays Were Built     | 189 | Season Reviews, All-Time  | 294 |
| Maddon, Joe                  | 21  | International Operations    | 413 | Single Season Leaders     | 226 |
| Medical Staff                | 44  | Opponents                   | 313 | Streaks, Team             | 244 |
| Minor League Players         | 356 | ■ <b>PLAYER DEVELOPMENT</b> |     | Team                      | 211 |
| Non-Roster Invites           | 190 | Affiliate Directory         | 324 | Tropicana Field, Rays at  | 229 |
| Silverman, Matt              | 8   | Affiliates                  | 332 | Walk-Off Wins             | 241 |
| Sternberg, Stuart            | 6   | Baseball America Awards     | 352 | Year-by-Year Leaders      | 232 |
| Training Staff, Major League | 40  | Coordinators                | 325 | Year-by-Year Team Stats   | 292 |
| Zimmer, Don                  | 37  | June Draft History          | 416 | ■ <b>ROSTERS</b>          |     |
| Broadcasting, Radio          | 421 | Mental Skills & EAP         | 415 | Spring 40-Man             | 186 |
| Broadcasting, TV             | 420 | Player Bios                 | 356 | Spring Complete           | 185 |
| Charlotte Sports Park        | 427 | Records                     | 351 | Spring Non-Roster Invites | 188 |
| Community, Rays in the       | 18  | Schedules, 2012             | 330 | Scouting Staff            | 412 |
| Front Office Directory       | 4   | Yearly Results              | 353 | Spring Training           | 428 |
| Hall of Fame                 | 429 | ■ <b>POSTSEASON REVIEW</b>  |     | Transactions, 2011        | 298 |
| ■ <b>HISTORY</b>             |     | 2011 Postseason             | 264 | ■ <b>TROPICANA FIELD</b>  |     |
| All-Time Roster (Alph.)      | 251 | 2010 Postseason             | 269 | Information               | 424 |
| All-Time Roster (Hitters)    | 258 | 2008 Postseason             | 274 | Stadium Diagram           | 426 |
| All-Time Roster (Pitchers)   | 261 | ■ <b>RECORDS</b>            |     | Ticket Information        | 426 |
| All-Time Roster (Uni. No.)   | 255 | Attendance                  | 237 |                           |     |



## DID YOU KNOW?

|                                  |     |   |     |                                 |     |
|----------------------------------|-----|---|-----|---------------------------------|-----|
| AL East Titles, Rays             | 42  | Home Run in First At-Bat as a Ray         | 162 | Pregame Schedule                | 228 |
| All-Star Balloting               | 30  | Homegrown Rays                            | 93  | Qualifying Numbers              | 195 |
| All-Star Futures Game            | 221 | Important Dates, 2012 MLB                 | 137 | Roberto Clemente Award          | 168 |
| AstroTurf GameDay Grass          | 43  | Interleague Play                          | 28  | Rookie Qualifications           | 47  |
| Attendance Increase, MLB         | 237 | Labor Peace                               | 364 | Rule 5 Draft, Rays History in   | 36  |
| Catwalks                         | 273 | Local Rays Players                        | 425 | Save Rule                       | 32  |
| Debut, Rays to Win MLB           | 290 | Longest Games in Rays History             | 50  | Service Time with Rays, Longest | 79  |
| Defense, Rays                    | 349 | Minor League Pitcher & Player of the Year | 348 | Smartest Spenders               | 14  |
| Doubleheaders Indoors            | 253 | MLB Affordability                         | 360 | Smith, Paul C. & Lopez, Al      | 243 |
| Draft, 2012 June                 | 418 | MLB Network                               | 375 | Speed, Rays                     | 265 |
| Ejection Leaders, All-Time       | 153 | MLB Revenues                              | 13  | Spring Training Invites         | 197 |
| Employee Community Outreach Team | 17  | Most Affordable Franchise                 | 380 | Statistics, How to Figure       | 240 |
| Erik Walker Comm. Champion       | 411 | Non-Roster Invites on Opening Day Roster  | 203 | Steal Home, Rays to             | 176 |
| Expansion Clubs & Postseason     | 278 | Organization 20-Game Hit Streaks          | 204 | Switch-Hitters, Rays            | 393 |
| Expansion Draft Selections       | 39  | Organization Cycles                       | 347 | Tampa Bay Market Ratings        | 199 |
| First Employee                   | 5   | Organization League Champs                | 352 | Ted Williams Museum             | 286 |
| First-Round Draft Selections     | 149 | Organization League MVPs                  | 350 | Themed Road Trips               | 24  |
| Food Policy                      | 378 | Organization No-Hitters                   | 331 | Triple Plays                    | 254 |
| GM/Manager Tenure                | 23  | Original Rays                             | 34  | Turnaround from 0-6             | 268 |
| Golden Seats                     | 225 | Position Players as Pitchers              | 191 | TV Ratings, World Series        | 375 |
| Ground Rules, Tropicana Field    | 231 | Postseason Leaders                        | 285 | Waiver Rules                    | 250 |
| hGH Testing                      | 266 |   |     | Winter Development Program      | 179 |
| Holidays, Rays Records on        | 401 |   |     | Youngest Rays, All-Time         | 208 |
| Home Run Balls Autographed       | 394 |   |     |                                 |     |

# RAYS ORGANIZATION

One of the Rays many community partners is KaBOOM!, an organization that builds playgrounds for underserved neighborhoods nationwide. On Jan 7, more than 175 Rays employees volunteered for the club's third annual playground build, this time at Layla's House in Sulphur Springs. Principal Owner **Stuart Sternberg** and his family apply some finishing touches after a day of hard work.



PHOTOGRAPH BY  
SKIP MILOS





# FRONT OFFICE DIRECTORY

## TAMPA BAY RAYS

Tropicana Field  
One Tropicana Drive  
St. Petersburg, FL 33705



PHONE (727) 825-3137

TICKETS 1-800-745-3000 or 1-888-FAN-RAYS

WEB raysbaseball.com

COMMUNICATIONS (727) 825-3242

COMMUNICATIONS FAX (727) 825-3111

### OFFICERS

PRINCIPAL OWNER Stuart Sternberg

PRESIDENT Matt Silverman

EXEC. V.P., BASEBALL OPERATIONS Andrew Friedman

SR. V.P., BUSINESS OPERATIONS Brian Auld

SR. V.P. Mark Fernandez

SR. V.P., ADMINISTRATION/GENERAL COUNSEL John Higgins

SR. V.P., BASEBALL OPERATIONS Gerry Hunsicker

SR. V.P., DEVELOPMENT AND BUSINESS AFFAIRS Michael Kalt

V.P., FINANCE Rob Gagliardi

V.P., MARKETING Tom Hoof

V.P., DEVELOPMENT Melanie Lenz

V.P., OPERATIONS/FACILITIES Rick Nafe

V.P., BRANDING AND FAN EXPERIENCE Darcy Raymond

V.P., SALES & SERVICE Brian Richeson

V.P., COMMUNICATIONS Rick Vaughn

### BASEBALL OPERATIONS

DIR., INTERNATIONAL OPERATIONS Carlos Alfonso

DIR., PRO SCOUTING Matt Arnold

DIR., BASEBALL OPERATIONS Chaim Bloom

DIR., BASEBALL RESEARCH & DEVELOPMENT James Click

DIR., MAJOR LEAGUE ADMINISTRATION Sandy Dengler

DIR., SCOUTING R.J. Harrison

DIR., MINOR LEAGUE OPERATIONS Mitch Lukevics

DIR., BASEBALL OPERATIONS Erik Neander

SPECIAL ASST., BASEBALL OPERATIONS Rocco Baldelli

SPECIAL ASSIGNMENT SCOUT Bart Braun, Mike Cubbage

SR. BASEBALL ADVISOR Don Zimmer

FIELD COORD. Jim Hoff, Bill Evers

ARCHITECT, BASEBALL SYSTEMS Brian Plexico

DEVELOPER, BASEBALL SYSTEMS Rob Naberhaus

ANALYST, BASEBALL RESEARCH & DEVELOPMENT

Joshua Kalk, Leland Chen

ADVANCE SCOUTING COORD. Mike Calitri

ASST. DIR., AMATEUR SCOUTING Rob Metzler

ASST., BASEBALL OPERATIONS SYSTEMS Matt Hahn

ASST., BASEBALL RESEARCH & DEVELOPMENT

Peter Bendix, Shawn Hoffman

ASST., MINOR LEAGUE OPERATIONS Jeff McLerran

ASST., INTERNATIONAL &

MINOR LEAGUE OPERATIONS Patrick Walters

ADMINISTRATOR, SCOUTING Nancy Berry

ADMINISTRATOR, PLAYER DEVELOPMENT

Giovanna Rodriguez

MEDICAL DIR. Dr. James Andrews

MEDICAL TEAM PHYSICIAN Dr. Michael Reilly

ORTHOPEAEDIC TEAM PHYSICIAN Dr. Koco Eaton

HEAD ATHLETIC TRAINER Ron Porterfield

ASST. ATHLETIC TRAINER Paul Harker, Mark Vinson

STRENGTH & CONDITIONING COACH Kevin Barr

VIDEO COORD. Chris Fernandez

MINOR LEAGUE VIDEO COORD. Jeff Butler

DIR., TEAM TRAVEL Jeff Ziegler

EQUIPMENT MGR., HOME CLUBHOUSE Chris Westmoreland

ASST. MGR., HOME CLUBHOUSE Jose Fernandez

MGR., VISITING CLUBHOUSE Guy Gallagher

### ADMINISTRATION & HUMAN RESOURCES

SR. DIR., PROCUREMENT & BUSINESS SERVICES

Bill Wiener Jr.

DIR., HUMAN RESOURCES Jennifer Lyn Tran

EXEC. ASST. Diane Villanova

COORD., BUSINESS SERVICES Sean Higgins

COORD., MAIL SERVICES Tom Melodayo

COORD., PURCHASING Mike Yodis

RECEPTIONIST Carol McMahon, Snow Rose

### BROADCASTING

SR. ADVISOR Dick Crippen

SR. DIR., BROADCASTING Larry McCabe

SR. MGR., BROADCAST TRAFFIC Erin Sullivan

COORD., BROADCASTING Christopher Mueller

TELEVISION BROADCASTER (FS FLORIDA/SUN SPORTS)

Dewayne Staats, Brian Anderson, Todd Kalas

RADIO BROADCASTER Andy Freed, Dave Wills

PRE- & POST GAME ANNOUNCER Neil Solondz

SPANISH RADIO BROADCASTER Enrique Oliu,

Ricardo Taveras

### COMMUNICATIONS

DIR., COMMUNICATIONS Dave Haller

COORD., COMMUNICATIONS Jonathan Gantt, Andrew Heydt

### COMMUNITY RELATIONS

SR. DIR., COMMUNITY RELATIONS

Suzanne Murchland Luecke

MGR., COMMUNITY RELATIONS Jamie Patterson

SR. COORD., COMMUNITY RELATIONS Shannon Lapsley

COORD., COMMUNITY RELATIONS Jennifer Funk

### CORPORATE PARTNERSHIPS

SR. DIR., CORPORATE PARTNERSHIPS Aaron Cohn

DIR., CORPORATE PARTNERSHIPS Joshua Bullock,

Richard Reeves

DIR., CORPORATE PARTNERSHIP SERVICES Devin O'Connell

SR. MGR., CORPORATE PARTNERSHIP SERVICES

Brett Torrence

MGR., CORPORATE PARTNERSHIP SERVICES Sean Liston

MGR., CORPORATE SALES Jake Hornstein

CORPORATE SALES ACCOUNT EXEC. Joe Ciaravino,

Scott Ester

### DEVELOPMENT & BUSINESS AFFAIRS

SR. DIR., BUSINESS AFFAIRS William Walsh

MGR., BUSINESS OPERATIONS Stephen Thomas

SR. COORD., BUSINESS AFFAIRS Robbie Artz

**FINANCE & ACCOUNTING**

CONTROLLER Patrick Smith  
 MGR., FINANCIAL PLANNING & ANALYSIS Jason Gray  
 MGR., ACCOUNTING Karen Sanborn  
 MGR., PAYROLL Brenda Richardson  
 STAFF ACCOUNTANT Amanda Hudson, Rebecca Ray  
 COORD., ACCOUNTING Jill Baetz  
 COORD., ACCOUNTS PAYABLE Sam Reams

**GAME OPERATIONS**

DIR., GAME PRODUCTION Lou Costanza  
 DIR., CUSTOMER SERVICE &  
 STADIUM EXPERIENCE Eric Weisberg  
 MGR., GAME PRODUCTION Courtney Jantz  
 MGR., FAN EXPERIENCE Stephon Thomas  
 MGR., GUEST SERVICES Craig Champagne  
 MULTIMEDIA SPECIALIST Jon Dougherty, Matt Rivlin  
 COORD., MULTIMEDIA Michael Weinman  
 COORD., MASCOT Will Harris  
 COORD., CUSTOMER SERVICE & STADIUM  
 EXPERIENCE Meghan Baker  
 VIDEO SPECIALIST ENGINEER Jerry Pettit

**INFORMATION TECHNOLOGY**

SR. DIR., INFORMATION TECHNOLOGY Juan Ramirez  
 NETWORK MGR. Elpidio Ortega  
 SR. COORD., HELP DESK Steven Xiong, Nick D'Amico  
 ASST., INFORMATION TECHNOLOGY Michael Auld

**MARKETING**

SR. MGR., MARKETING & CREATIVE SERVICES Carey Cox  
 MGR., DIGITAL & EXPERIENTIAL MARKETING Steve Dapcich  
 COORD., PROMOTIONS & MEDIA Amy Miller  
 BASEBALL CAMPS & STREET TEAM Miles Duncan

**PUBLICATIONS & GRAPHICS**

SR. GRAPHIC DESIGNER Michael Nolasco  
 MGR., PRINT & GRAPHICS Erik Ruiz  
 JUNIOR GRAPHIC DESIGNER Warren Hypes

**STADIUM OPERATIONS**

SR. DIR., STADIUM OPERATIONS Scott Kelyman  
 DIR., AUDIO/VISUAL SERVICES Ron Golick  
 DIR., GUEST RELATIONS Cass Halpin  
 DIR., STADIUM OPERATIONS Tom Karac, Chris Raineri  
 HEAD GROUNDSKEEPER Dan Moeller  
 SR. PROJECT MGR., EVENT BOOKINGS Caren Dana  
 MGR., SECURITY Michael Griffith  
 MGR., STADIUM OPERATIONS Todd Hardy

MGR., SYSTEMS Eric Kampmann  
 SR. COORD., OPERATIONS Meghan Maloney  
 SR. COORD., AUDIO/VISUAL Ritchie Ritchison  
 SR. COORD., CONVERSION Bradley Schaefer  
 SR. COORD., STADIUM OPERATIONS Andy Waites  
 SECURITY Doug Wright

**TICKET SALES**

SR. DIR., SEASON TICKET SALES & SERVICE Jeff Tanzer  
 DIR., TICKET OPERATIONS Robert Bennett  
 DIR., GROUP & SUITE SALES Chad Collard  
 ASST. DIR., TICKET OPERATIONS Ken Mallory  
 MGR., BOX OFFICE/CALL CENTER Tim Burke  
 MGR., SEASON TICKET SALES Dan Newhart  
 MGR., DATABASE Stephanie Whittemore  
 COORD., SALES & COMMUNICATIONS Valerie Mirelman  
 COORD., INSIDE SALES Marc Richman  
 GROUP SALES ACCOUNT EXEC. Tom Breslin,  
 Darcy Calhoun, Chad Heidel, Alex Sheffield,  
 Jason Tuton, Bob Windheim  
 SUITE SALES ACCOUNT EXEC. Justin Buck  
 SUPERVISOR, BOX OFFICE Karen Richardson, Ed Vonnos  
 COORD., FAN CLUBS Matt Fitzpatrick  
 SR. SEASON TICKET SERVICE SPECIALIST Josh Muirhead  
 SEASON TICKET SERVICE SPECIALIST Christopher Mead,  
 Matt Price, Scott Scheibner  
 GROUP SALES REPRESENTATIVE Anthony Abone,  
 Doren Brown, Kelsey McIntosh, Jacquelyn Morgans,  
 Timothy Shanahan, Jeffrey Skerritt, Rachel Soll  
 TICKET SALES REPRESENTATIVE Gina Dallaacqua,  
 Kurtis Hardy, Katie Kramer, Christian Liebenow,  
 Bryan Mathis, Timothy Riva, Cody Smith,  
 Noah Volain, Ryan Yelverton  
 SPRING TRAINING TICKET SALES REPRESENTATIVE  
 Josh Tartler

**TAMPA OFFICE**

MGR., MERCHANDISE Debbie Brooks  
 ASST. MERCHANDISE MGR. Lori Pekarek

**OWNERSHIP**

Stuart Sternberg (Principal Owner), P.J. Benton,  
 Andrew Cader, Mel Danker, Claude Focardi Family  
 Trust, Randy Frankel, Gary Goldring, Robert Kleinert,  
 Stephen Levick, Gary Markel, Timothy Mullen,  
 Arthur Nagle, Vincent Naimoli (Chairman Emeritus),  
 MacDougald Family Limited Partnership, Daniel  
 O'Connell, Frank Richardson, Lance Ringhaver,  
 Thomas Sansone, Gus Stavros, Stephen Waters



DID YOU KNOW?

**FIRST RAYS EMPLOYEE**

John P. Higgins, Senior Vice President and General Counsel, joined the Rays organization as its first employee on April 1, 1995. Prior to Game 1 of the 2008 American League Division Series vs. Chicago, he threw out the ceremonial first pitch.


**FRONT  
OFFICE**
**STUART  
STERNBERG**  
 PRINCIPAL OWNER

**DESCRIBED BY STUART STERNBERG**

as “wonderfully improbable,” the Rays 2011 season is just the latest chapter in what continues to be one of the best success stories in recent sports history. It’s a “Miracle on Ice-like” tale that began when the Rays principal owner assumed control of the franchise in 2005. Over the past six seasons, the Rays have earned great respect throughout professional sports and the franchise has become a deep source of pride for all of Tampa Bay. Unforgettable, magical moments are woven throughout Sternberg’s tenure, none greater than last Sep 28 when the Rays clinched the American League Wild Card at Tropicana Field in walk-off fashion on the season’s final day capping what many consider the greatest night in baseball history.

From the moment he took over, Sternberg assembled a team of young, astute executives and gave them the freedom to do their jobs, most notably Rays President Matt Silverman and Executive Vice President of Baseball Operations Andrew Friedman.



DOUG BENG/GETTY IMAGES

naming the Rays in the top three in affordability in each of the past five years among the 122 MLB, NFL, NBA and NHL franchises. In 2011, ESPN ranked the Rays ballpark experience first among all major league baseball in “bang for your buck.”

According to Scarborough Research based on a formula that takes into account television and radio ratings as well as attendance, the Rays are now for the first time the most popular team in the Tampa Bay area and one of only eight major league teams that outrank the professional football team in their market.

His desire for fans to watch the Rays in a clean, comfortable environment has led him to invest more than \$25 million in improvements to

“ [Sternberg, Silverman and Friedman] have never jockeyed for credit or ducked responsibility, and those are traits more rare than you could ever imagine in this game.”

— Tampa Bay Times

With their incredible September comeback last season, the Rays have now advanced to the post-season three times in the last four years. Only the New York Yankees and Philadelphia Phillies can make that claim. This from a team that had nine last-place finishes in its 10 previous seasons.

Those on-field successes, spawned by a fiscally responsible business plan in the richest division in baseball, only partly define Sternberg’s body of work. ESPN has recognized his fan-friendly approach and attention to customer service by

Tropicana Field. It was under his direction that the Rays became the first major league team ever to offer free parking (still in place today for fans who carpool on Sundays) and the only major professional sports team in Florida to allow fans to bring food into the ballpark.

Sternberg’s commitment to community service is evident in the team’s increased philanthropic investments in Tampa Bay. Soon after he took over, the team established the Rays Baseball Foundation. Focusing primarily on youth and



education programs in the region, the Foundation continues to grow. Sternberg and his fellow team owners pledged an initial \$1 million to the Foundation, and the club also encourages players who sign long-term contracts to support the Foundation.

Through grants and other contributions, the Rays Baseball Foundation has invested over \$2.2 million in the Tampa Bay region over the past four years. While the figure is impressive, the investment has been more than simply writing checks. Through the Foundation, players and team employees have literally built new playgrounds and rebuilt youth baseball fields throughout the Tampa Bay area.

Under Sternberg, the Rays have built training facilities in Colombia, the Dominican Republic, Venezuela and Brazil (the first major league team to do so). In 2009, the team moved its spring training operation to a new, state-of-the-art training facility in Charlotte County where an enthusiastic community has filled the park to 90 percent capacity, selling out 15 of 46 home games in the first three seasons.

Not only has the training site become a point of

pride for staff and players alike, it has served as a centerpiece for one of Sternberg's first directives: to make the Rays a regional franchise reaching across all of Central and Southwest Florida. In both 2007 and 2008, the team played regular season games at the Disney Sports Complex in Orlando. TV ratings over the past four seasons are at an all-time high and in 2010 were the fifth highest in all of baseball.

In the fall of 2007, Sternberg initiated a complete organizational rebranding, including a new name, colors, uniforms and icon, a bright yellow sunburst invoking the magnificence of life in the Sunshine State. That change led to one of baseball's biggest surges in merchandise sales.

From playing baseball to watching his first game with his father at Shea Stadium, to coaching his sons' Little League teams, Sternberg's passion for baseball runs deep.

Prior to his ownership of the Rays, Sternberg spent 25 years in the financial securities industry, serving as a partner in Spear, Leeds & Kellogg and the Goldman Sachs Group (from which he retired in 2002). Sternberg, his wife and their four children live in Rye, N.Y.



The Sternberg family joined forces with Rays volunteers, the Tampa Metropolitan Area YMCA, organizers from KaBOOM! and residents of the Sulphur Springs community on Jan 7 to build a new playground at Layla's House: An Early Childhood and Parent Community Learning Center. The Rays became the first major league team to partner with KaBOOM! for a community playground.

PHOTOS BY  
 SKIP MILOS



## MATT SILVERMAN

PRESIDENT

### IN MATT SILVERMAN'S

six years as president of the Tampa Bay Rays, the franchise has developed a blueprint for success for small market teams, and the results are the envy of nearly

every other professional sports team.

MLB.com's Richard Justice wrote: "If maximizing assets and minimizing liabilities are the marks of a good franchise, the Rays are one of baseball's best. If you don't grasp how remarkable it is that the Rays won an AL pennant with a \$43 million payroll in 2008, or came back to beat the Red Sox and Yankees again in the AL East in 2010, or jettisoned the seven highest-paid players on their roster and still remain in contention in 2011 [ultimately capturing the American League Wild Card], then you're following the wrong sport."

*Business Week* recently listed the Rays third in its rankings of the smartest spenders among all 122 MLB, NFL, NHL and NBA teams. In each of the last five years, ESPN has ranked the Rays in the top three in affordability among all of the major sports teams. In 2011, they ranked first among major league teams in ESPN's category of giving fans a "bang for the buck."

On the field, only the Phillies and Yankees have been to the postseason as often as the Rays over the past four years.

“It's about time a movie was made about the Rays.”

— Jon Heyman, *CBS Sports*

At 35, Silverman's list of accomplishments belies his age. At the top of the list is the revitalization of the Rays. Under Silverman, the Rays have combined a winning, exciting product on the field with a creative promotional strategy. As a result, according to Scarborough Research, the Rays are now for the first time the most popular team in the Tampa Bay area based on a formula that takes into account television and radio ratings as well as attendance.

Often using a unique approach, the Rays placed an emphasis on customer service to keep Tropicana Field fan-friendly and fun. Major capital improvements to the ballpark and a refreshed commitment to improving staff preparation and training has greatly enhanced the Rays gameday experience. The team's rebranding efforts prior to the 2008 season included a new team name, colors and uniforms and produced the major leagues'

largest increase in retail sales.

The team's charitable work through the Rays Baseball Foundation has invested more than \$2.2 million into the Tampa Bay region over the past four years and brought the team and the community even closer together. The Rays have rebuilt fields and playgrounds and promoted volunteerism by creating the Employee Community Outreach Team (ECOT) which to date has seen Rays employees execute over 45 service projects in the area while logging over 6,000 hours.

The organization's objective to expand its reach and become a regional standard bearer is being realized. In 2010, the Rays local television ratings rose to fifth highest in all of baseball and over the past four seasons, the ratings are the highest in club history. To help foster this regional presence, the Rays moved their spring training home to Charlotte Sports Park in 2009 and built a new facility that has drawn glowing reviews and given the Rays a year-round presence in the southern part of its region along Florida's Gulf Coast. In their first three seasons in Charlotte County, the Rays have played before 90 percent capacity.

Silverman also serves as the president of the Sunburst Entertainment Group, a wholly owned subsidiary of the Rays, which serves as a vehicle to attract events to Tropicana Field. Sunburst provides consulting services to industry partners and enables the Rays organization to make investments in other sports and entertainment-related business opportunities.

Prior to joining the Rays, Silverman worked closely with Principal Owner Stuart Sternberg at Goldman Sachs and orchestrated Sternberg's purchase of controlling interest in the franchise. The partnership and friendship that first developed on Wall Street has now found its way to Tampa Bay and directed the Rays triumphant last-place-to-World Series season in 2008.

In 2010 Silverman received the George M. Steinbrenner III Citizen of the Year award from the Sports Club of Tampa Bay. *Street and Smith's Business Journal* has twice named Silverman to its "Forty Under 40" list honoring accomplished and promising sports executives under age 40.

A lifelong baseball fan, Silverman also enjoys running and writing. The Dallas native holds a bachelor of economics degree from Harvard University. He is a member of the board of the Rays Baseball Foundation and the Hillsborough Education Foundation. He is board chairman of "Starting Right, Now" which aids homeless families and adolescents. He also serves a member of the executive committee of the Tampa Bay Partnership and is a member of the Florida Council of 100.



## ANDREW FRIEDMAN

EXECUTIVE VICE PRESIDENT, BASEBALL OPERATIONS

**IN ANDREW FRIEDMAN'S** third season as executive vice president of baseball operations, the Tampa Bay Rays won the 2008 American League pennant with a payroll that ranked 29th out of 30

major league clubs. The Rays repeated as AL East champs in 2010, again besting teams with an average payroll two to four times that of their own. Incredibly, 2011 may have been even more rewarding for the 35-year-old Friedman.

Despite losing their seven highest paid players and the entire bullpen from the year before, the Rays pulled off the greatest September comeback in major league history and won the AL Wild Card on the last day of the season. Thirty-two of the 42 players who suited up for the Rays in 2011 were acquired after Friedman joined the Rays on Nov 3, 2005.

“Players come and go and even the very best (players) have an impact of no more than 10 or so victories a season. Friedman's impact in Tampa Bay has been larger than that.”

—Columnist John Romano, *Tampa Bay Times*

Through the use of carefully reasoned, and sometimes unconventional strategies, and a heavy emphasis on scouting and player development during his six seasons with the Rays, Friedman has built what many in baseball consider a model for sustained success.

Having never won more than 70 games in a season in their first 10 years, the Rays have averaged 90 wins over the last four seasons. Friedman has engineered 42 trades that have turned over the major league roster and improved the franchise's minor league system. Eight players acquired by Friedman either through trades, free agent signings or the draft have made their first All-Star Team with the Rays.

Under Friedman the Rays have secured a number of key players to long-term contracts including current Rays Evan Longoria, James Shields, Wade Davis, Matt Moore and Ben Zobrist.

In 2011, after bidding farewell to outfielder Carl Crawford, starter Matt Garza, first baseman Carlos Peña, shortstop Jason Bartlett, outfielder/first baseman Brad Hawpe and relievers Rafael Soriano, Joaquin Benoit, Grant Balfour, Dan Wheeler, Randy Choate and Chad Qualls, Friedman maintained his

opportunistic approach bringing in 12 new faces over the winter via trade or free agent signings. Faced with the task of rebuilding the bullpen from the 2010 AL East champions, Friedman acquired Kyle Farnsworth, Joel Peralta, Brandon Gomes, Cesar Ramos and Juan Cruz. By season's end, the Rays bullpen allowed the fewest hits and runs in the AL and finished with the third best save percentage.

The Rays current 40-man roster features 13 players whom Friedman has acquired via trade: Chris Archer, Burke Badenhop, Robinson Chirinos, Sam Fuld, Brandon Gomes, Brandon Guyer, J.P. Howell, Matt Joyce, Josh Lueke, Cesar Ramos, Sean Rodriguez, Alex Torres and Ben Zobrist.

In 2008, Friedman was named *Sporting News* Executive of the Year. At 31, he was the youngest to win the award in its 72-year history. Of the 27 Rays players eligible for postseason that year, 20 were acquired after Friedman's arrival.

A greater emphasis on player development and renewed attention on international scouting are two of the hallmarks of Friedman's tenure as the Rays top baseball official. In December 2008, the Rays were named *Baseball America's* Organization of the Year and in 2007, in large part due to a farm system recognized as one of the deepest and most talented in baseball, the Rays were named Topps Organization of the Year. Furthermore, the team's past 165 regular season games have been started by pitchers who were Rays draft picks, the longest such streak in the majors.

On the international front, the Rays have significantly increased their presence in Latin America with an expanded scouting staff and training facilities in the Dominican Republic, Venezuela and Colombia and they are the first major league team to open a training facility in Brazil. The Rays have also expanded their efforts in Europe and Asia.

Last December, Friedman was named to MLB's eight-person International Talent Committee responsible for discussing the development and acquisition of international players.

Prior to assuming his current role, Friedman spent two years with the Rays serving as director of baseball development. His previous experience includes two years as an analyst with New York City-based investment firm Bear, Stearns & Co., Inc. and three years as an associate for the private equity firm MidMark Capital.

Friedman received a baseball scholarship to Tulane University where he graduated with a bachelor of science in management with a concentration in finance. He played outfield for the Green Wave before injuring his shoulder. Andrew and his wife, Robin, reside in St. Petersburg with their two-year-old son, Ethan Jack.



## GERRY HUNSICKER

SENIOR VICE PRESIDENT, BASEBALL OPERATIONS

**NAMED** senior vice president, baseball operations for the Rays in November 2005, Gerry Hunsicker touches all areas of baseball operations. He has been particularly instrumental in helping to es-

tablish the Rays international program. Over the past five years, the Rays have created a significant presence in Venezuela, Dominican Republic and Colombia. In December 2008, the team and the city of Marília, Brazil, announced a partnership that includes construction of a training facility, the first baseball academy run by a major league organization in Brazil. In 2009, the Rays also expanded efforts in Asia and Europe.

Hunsicker's experience in major league baseball spans four decades. In the past 16 years, he has been to the postseason eight times. Prior to joining the Rays, Hunsicker served as an advisor for the Houston Astros during the 2005 season. Previously, he served as general manager of the Astros for nine seasons. He was instrumental in building the team that advanced to the franchise's first-ever World Series in 2005.

After being named general manager of the Astros in 1996, it took Hunsicker only two seasons to transform the franchise into a perennial winner. During this time he formed a nucleus that

carried the team to four National League Central Division championships in five seasons. In addition to the four division titles, the club finished second in four of his other five seasons and reached the playoffs as the National League Wild Card entry in 2004.

In 1998, Hunsicker was named *Sporting News* Executive of the Year after assembling an Astros team that won a franchise-best 102 games during the season.

Hunsicker began his career with the Astros in 1978, then went on to become the minor league director for the New York Mets. During his seven-year tenure, he oversaw scouting and assisted in the major league operation.

Previously, he had been the assistant athletic director and assistant baseball coach at Florida International University.

A native of Collegeville, Pa., Hunsicker received his B.S. degree from St. Joseph's University where he played baseball and was named to the All-Mid-Atlantic Conference team. He also holds an M.S. in management from FIU. In recent years he was inducted into the St. Joseph's Baseball Hall of Fame and Athletic Hall of Fame, as well as the Texas Baseball Hall of Fame. Hunsicker also received the prestigious Torch Award from FIU, recognizing distinguished alumni of the university.



## JOHN P. HIGGINS

SENIOR VICE PRESIDENT & GENERAL COUNSEL

**JOHN P. HIGGINS** joined the Rays organization as its first employee on April 1, 1995, when he was named the team's senior vice president and general counsel. From 1999 through 2007, he

served as the organization's chief financial officer. He also currently serves in a similar role for Sunburst Entertainment Group, a wholly owned subsidiary of the Rays which serves as a vehicle for the franchise to invest in new sports and entertainment-related business opportunities.

Higgins has practiced law in the Tampa Bay area since 1979, specializing in corporate, com-

mercial and real estate law. He is also a certified public accountant. For three years, he represented Vince Naimoli and the rest of the Tampa Bay ownership group in its efforts to acquire a Major League Baseball franchise. In addition to his responsibilities with the Rays, he is "of counsel" to the Holland & Knight law firm.

Higgins received his bachelor of business administration degree from the University of Notre Dame in 1975 and his juris doctorate degree from Duke University School of Law in 1979. He resides in St. Petersburg, his home since 1960, with his wife, Robin. They have two sons, Sean Patrick and Patrick Ryan.



## BRIAN AULD

SENIOR VICE PRESIDENT, BUSINESS OPERATIONS

AS RAYS senior vice president, business operations, Brian Auld oversees the team's human resources, information technology, marketing, ticket sales, fan experience and stadium

operations departments. Auld also serves in a similar role for Sunburst Entertainment Group, a wholly owned subsidiary of the Rays which serves as a vehicle for the franchise to invest in new sports and entertainment-related business opportunities.

Auld joined the Rays in June 2005 as director of planning and development where he worked closely with Matt Silverman to define organizational priorities and assist with the transition in ownership. Since then, he has worked to build an employee-friendly organization, including helping establish the Employee Community Outreach Team (ECOT). All Rays staff are encouraged to spend up to one day each month volunteering in

the community and ECOT assists by finding opportunities.

Prior to joining the Rays, Auld attended Harvard Business School where he earned his MBA focusing on managing human capital, marketing and finance. Auld's previous work experience includes serving as lead teacher and director of development for the East Palo Alto Charter School in California.

Auld received a bachelor's degree in economics and master's degree in education from Stanford University, where he also captained the lacrosse team. He was born in Berkeley, Calif., and attended high school in Dallas. Brian is proud to claim that he once trekked to the bottom of Mount Everest.

He currently serves on the board of directors of the Rays Baseball Foundation, the Ronald McDonald House of Tampa Bay, Big Brothers Big Sisters of Tampa Bay and Leadership Tampa Bay.

He and his wife, Molly, reside in St. Petersburg and are proud new parents of a daughter, Lucy.



## MARK FERNANDEZ

SENIOR VICE PRESIDENT

MARK FERNANDEZ was named senior vice president/chief sales officer in December 2005. He oversees the Rays corporate sales and marketing efforts, broadcast operations, community relations

efforts, the Rays Baseball Foundation and team merchandising operations. Under his leadership, Rays corporate sponsorships have grown in record numbers, the team's TV and radio networks have greatly expanded throughout Florida and the organization has become deeply entrenched in the Tampa Bay region.

Fernandez also serves in a similar capacity for Sunburst Entertainment Group, a wholly owned subsidiary of the Rays which serves as a vehicle for the franchise to invest in new sports and entertainment-related business opportunities.

A native of Tampa, Fernandez owns 20 years of experience in professional sports. He joined the Rays from the Arizona Diamondbacks where he served as senior vice president of sales and marketing. Previously, he spent two years as the Diamondbacks vice president of community affairs and executive director of Arizona Diamondbacks Charities, followed by four years as

the team's vice president of corporate sales. His initial tenure with Arizona was a two-year stint representing both the D-backs and the Chicago White Sox in the development and construction of Tucson Electric Park. Mark also spent five years with the Phoenix Suns organization as director of marketing and booking for America West Arena.

In April 2009 Fernandez was elected to the board of directors of the prestigious Helios Education Foundation. He also currently serves on the board of directors for the United Way of Tampa Bay, University of South Florida Foundation, Greater Tampa Chamber of Commerce, Tampa/Hillsborough EDC, Downtown Tampa Partnership, Junior Achievement of West Central Florida, Rays Baseball Foundation and the Clear Channel Tampa Bay Advisory Board. Mark was honored in 2010 as the inaugural recipient of the United Way's Advocacy Award for his outstanding service as volunteer community leader. In 2011, Fernandez chaired the United Way's Tocqueville Society fundraising efforts and in 2012 he will assume the role of Campaign Chairman for the United Way of Tampa Bay.

He and his wife, Trudie, have three children: Grace, Jamie and Eden.



## MICHAEL KALT

SENIOR VICE PRESIDENT, DEVELOPMENT AND BUSINESS AFFAIRS

AS SENIOR VICE PRESIDENT of development and business affairs, Michael Kalt manages business development activities for the Rays. Kalt oversaw the construction of the Rays spring training home in Charlotte County and is currently leading the team's effort in evaluating options for a new major league ballpark. His responsibilities also include identifying other long-term revenue enhancements and developing new business lines and partner relationships. Kalt serves in a similar capacity for Sunburst Entertainment Group, a wholly owned subsidiary of the Rays which serves as a vehicle for the franchise to invest in new sports

and entertainment-related business opportunities.

Kalt came to the Rays in March 2006 after three years as a senior advisor to the New York City deputy mayor for economic development. In that capacity, he managed relations between the mayor's office and the city's economic development corporation, coordinated area-wide planning and economic development initiatives throughout the five boroughs and oversaw the sale of city-owned land that brought hundreds of millions of dollars in new revenue to the city and resulted in over \$3 billion in new construction activity. He also served as the city's point person in negotiations to construct two new MLB stadiums and an NBA arena, the first new major professional sports facilities to be constructed in New York City in almost 40 years.



## ROB GAGLIARDI

VICE PRESIDENT, FINANCE

ROB GAGLIARDI was named vice president, finance in August 2007. He oversees all accounting and finance operations of the Rays organization.

Rob brought with him more than 15 years of managerial experience in developing and implementing financial-based initiatives for industry leaders Comcast and Ernst & Young. Gagliardi joined the Rays after seven years with Comcast, the last two

as vice president of finance for the cable service leader's Maryland, Delaware, Richmond region. Prior to Comcast, he worked for more than seven years at Ernst & Young where he left as a senior manager in their assurance and advisory business services group.

A certified public accountant, Rob earned a degree in accounting from Villanova University.

Rob is a Philadelphia native. He and his wife, Gabrielle have a daughter, Isabella.



## TOM HOOF

VICE PRESIDENT, MARKETING

TOM HOOF JOINED the Rays in January 2006. He oversees the team's marketing department. Hoof played a key role in coordinating the team's launch of its new name, colors, logo and uniforms in November 2007. He is also largely responsible for developing the team's brand image, advertising campaigns, promotions, giveaways, social media, concerts, clubs and youth camps.

Previously, he spent 10 years at Walt Disney World Marketing as director. There, he was responsible for partnership marketing in Florida and in Disney's 20 top attendance markets including New York, Los Angeles, Dallas, Philadelphia and Atlanta.

Hoof developed the first co-marketing program with Disneyland for "50 Years of Disney Theme Parks." He also worked on numerous events, including "100 Years of Magic Celebration," Walt

Disney World's 25th Anniversary, and the openings of attractions and theme parks such as Disney's Animal Kingdom, Mission: Space, and Disney Cruise Lines. Additionally, Hoof worked on Florida resident projects which included the Epcot Food & Wine Festival, Disney's Magical Holidays, Resident Season and Annual Passes. He also served as a brand manager for Disney's Wide World of Sports Complex.

Prior to joining Disney, Hoof worked in marketing and promotions for a cruise line and a water park. He has also worked in radio in Orlando and in Richmond, Va., where he held a variety of positions in sales, marketing, and programming.

A native of Richmond, Va., Hoof graduated from the University of Richmond with a degree in journalism. Tom and his wife, Debbie, have three children: McKenna, Christopher and Daniel. He currently serves on the board of directors for the Children's Dream Fund and Eckerd Youth Alternatives.



## MELANIE LENZ

VICE PRESIDENT, DEVELOPMENT

**MELANIE LENZ** was named vice president of development in December 2008.

She joined the Rays in November 2006 as a senior director, was responsible for managing the design and

construction of the Rays spring training facility in Charlotte County, and currently oversees various development and business analytics activities for the club. She came to the team from the New York City Economic Development Corporate where she had served as vice president, real estate development since 2000. During that period, Melanie directed many real estate transactions within the

five boroughs of New York City, resulting in over 15 million square feet of new development and several billion dollars in investment.

Melanie attended the University of Pittsburgh's Graduate School of Public and International Affairs, and received her master's degree in urban and regional planning in 1999. She earned her bachelor's degree from Duquesne University in 1995. Melanie is a native of Grampian, Pa. She and her husband Kurt live in St. Petersburg with their son, Will. Melanie serves on the board of directors of the Heart Gallery of Pinellas and Pasco County as well as the Urban League of Pinellas County and the Sanderlin Neighborhood Family Center in St. Petersburg.



## RICK NAFE

VICE PRESIDENT, OPERATIONS/FACILITIES

**A PROMINENT MEMBER** of the Tampa Bay sports scene for the past three decades, Rick Nafe was named vice president, operations/facilities for the Rays in October 1996.

In his 31 years of facility management, Rick is one of only two facility managers in history to have hosted a Super Bowl (two), the NCAA Final Four and the World Series.

Nafe joined the Rays from the Tampa Sports Authority (TSA) where he served as executive director since 1992. He joined TSA as director of operations and Stadium Director for Tampa Stadium in 1980.

During his tenure as executive director, Nafe coordinated efforts with Tampa and Hillsborough County to build Legends Field for the New York Yankees spring training, and the *Tampa Bay Times* Forum as a home to the Tampa Bay Lightning. The TSA, under his leadership, also secured funding and designed the new Raymond

James Stadium for the Tampa Bay Buccaneers and USF Bulls.

Nafe served as venue host and committee chairman for Tampa's Super Bowl XVIII and XXV. He also was a member of the National Football League's operations staff for nine other Super Bowls. Nafe is a longtime board of director member for the Outback Bowl of Tampa Bay and also sat on the board of the National Alumni Association for Florida State University. After 12 years of serving as president of the Stadium Managers association, he now holds the position of chairman and in 2010 was honored with the Association's Lifetime Achievement Award. He also serves on the board for the MacDonald Training Center, St. Petersburg Bowl, the Department of Sports Management at St. Leo's University, Tampa Bay and Company, the Tampa Bay Sports Commission as well as the Florida Sports Foundation.

Nafe is a native of Miami and a 1975 graduate of Florida State University. He and his wife, Ellen, have three children: Travis, Parker and Katie.



DID YOU KNOW?

## RECORD BUSINESS PERFORMANCE

For the ninth consecutive year, Major League Baseball set an all-time high in industry revenues in 2011, in excess of \$7 billion. MLB Properties and MLB Licensing also achieved record revenue levels.



## DARCY RAYMOND

VICE PRESIDENT, BRANDING & FAN EXPERIENCE

**DARCY RAYMOND** joined the Rays in January 2006 as the team's first vice president, branding and fan experience. Since then he has developed a breakthrough fan experience at Tropicana Field, while

overseeing the areas of customer service, game entertainment and ballpark experience.

Raymond has extensive consumer products and branding experience including five years

with Procter and Gamble, the last two as a brand manager. He also led all marketing efforts as vice president of marketing for Mamma.com, a search engine company.

Raymond has an MBA from Harvard Business School. He also holds a Bachelor of Commerce from Concordia University's John Molson School of Business, in Montreal. A proud native of Montreal, Darcy is fluent in French and was a fervent Expos fan. In his spare time, Darcy enjoys playing hockey, teaching and international travel.



## BRIAN RICHESON

VICE PRESIDENT, SALES & SERVICE

**BRIAN RICHESON** came to the Rays in January 2007 as vice president, sales and service. Richeson oversees all ticket sales, suite sales and ticket operations for the organization.

Prior to joining the Rays, Richeson spent eight years in the Arizona Diamondbacks organization, the last two as director of season ticket and

Legacy Club sales. Richeson started his career working in ticket sales for the Kansas City Royals.

A native of suburban Kansas City, Richeson holds a B.A. from the University of Missouri-Columbia. He resides in St. Petersburg with his wife, Nichole, and son, Brett. He is a graduate of the Leadership Tampa Bay Class of 2008 and currently serves on the board of directors for the nonprofit organization.



## RICK VAUGHN

VICE PRESIDENT, COMMUNICATIONS

**RICK VAUGHN**, Rays vice president, communications since April 1996, begins his 26th season in major league baseball and 30th in professional sports.

At the 2003 baseball winter meetings he received the prestigious Robert O. Fishel Award for Public Relations Excellence. The award, named after the longtime baseball executive, goes to the "active, non-uniformed representative of Major League Baseball whose ethics, character, dedication, service, professionalism and humanitarianism best represent the standards propounded by Robert O. Fishel."

In November 2002 he served as public relations

director for the MLB All-Star Team's tour of Japan. Before joining the Rays, he spent 10 years in the Baltimore Orioles public relations office, the last five as director, and then two as director of communications for the NFL's Washington Redskins.

Vaughn is a 1979 graduate of George Mason University, where he threw the first no-hitter in school history. In 2000, his hometown of Alexandria, Va., named the former T.C. Williams High School righthander among its 100 greatest high school athletes. Rick and his wife of 32 years, Sue, have two daughters, Amanda and Elissa, and three adopted Pomeranians. He serves on the board of directors for Clearwater for Youth and is an active volunteer for the Miracle League of St. Petersburg.



DID YOU KNOW?

## SMART GUYS

In 2011, *Business Week* listed the Rays third in its rankings of the "smartest spenders" among all 122 MLB, NFL, NHL and NBA teams.



**DICK CRIPPEN**

SENIOR ADVISOR

**A 49-YEAR VETERAN** of broadcasting Tampa Bay sports, Dick Crippen was named senior advisor in 2005. He joined the Rays as executive director of community development in December 1999.

Crippen has been involved in area charity work for five decades. He serves as emcee at countless charity fundraisers and aids the team in broadcasting ticket and sponsorship sales. The former sports director at Channel 10 (1965-81) and Channel 8 (1981-99) lists four Florida Outstanding

Sportscaster of the Year awards among his many honors. He also serves on the board of many Bay Area charitable foundations including the Pinellas Education Foundation, Florida Blood Services, Blossom Montessori School for the Deaf, St. Petersburg YMCA and the St. Petersburg Salvation Army, and he is an honorary lifetime board member of the Suncoast Ronald McDonald Houses. He serves on the advisory board of the PAL and Charity Works and is a president's associate at Eckerd College. Crippen and his wife, Penny, live in St. Petersburg. They have two children, Kevin and Wendy, and three grandchildren.

**CHAIM BLOOM**

DIRECTOR, BASEBALL OPERATIONS

**IN HIS NEW** position as director, baseball operations, Chaim Bloom assists Andrew Friedman in all aspects of the baseball operations department, including contract negotiation, arbitration and

trade analysis, as well as management of the major league rules and roster. He also oversees the department's budgets. In addition, Chaim aids Mitch Lukevics in steering all levels of the Rays minor league system.

Chaim joined the Rays as an intern in February 2005, following internships with the San Diego Padres and Major League Baseball. He became a full-time assistant in baseball operations in October of that year, and assistant director of minor league operations in 2008. He was promoted to director of baseball operations in November 2011.

A Philadelphia native, Chaim attended Yale University, graduating in 2004 with a bachelor's degree in classics (Latin). He and his wife, Aliza, reside in Tampa.

**ERIK NEANDER**

DIRECTOR, BASEBALL OPERATIONS

**ERIK NEANDER** joined the Rays in January 2007 as an intern within the baseball operations department. He became a full-time baseball operations assistant in

October 2007, and then manager, baseball research and development in 2009. Promoted to his current role of director, baseball

operations in November 2011, Erik is involved with all aspects of the baseball operations department, with an emphasis on player personnel and research and development.

Prior to joining the Rays, Neander worked for Baseball Info Solutions. He is a graduate of Virginia Tech and a native of Oneonta, N.Y. Erik and his wife, Jessica, reside in Tampa.

**JAMES CLICK**

DIRECTOR, BASEBALL RESEARCH &amp; DEVELOPMENT

**JAMES CLICK** joined the Rays in February 2006 as the team's coordinator, baseball operations. In his current role of director, baseball research and development, he guides the Rays efforts in player,

game, and strategic analysis as well as assisting

in contract negotiation, arbitration, and trade analysis.

Prior to joining the Rays, Click wrote for *Baseball Prospectus*. He graduated from Yale University with a bachelor's degree in history. He is a native of Durham, N.C., and is married to his wife, Ace.



## MITCH LUKEVICS

DIRECTOR, MINOR LEAGUE OPERATIONS

**MITCH LUKEVICS BEGINS** his 38th season in pro ball and his 17th with the Rays organization. He joined the Rays in November 1995, serving as pitching coach for the Gulf Coast League team for

one year before he was named assistant to player development and scouting in 1997. In 2006, he was promoted to director of minor league operations.

The 1975 White Sox second round pick worked in the Chicago farm system as a pitching coach (1981-85) and minor league administrator (1986-88) before directing the Yankees minor league op-

erations from 1989 to 1995. As a pitcher, Lukevics was 24-5 at Penn State, where he earned a degree in health and physical education. He hurled 8.1 innings in a 3-1 loss to Arizona State in the Nittany Lions' College World Series opener his freshman year, 1973. He went 42-39 in 176 games over six seasons with White Sox affiliates.

Lukevics is serving his second three-year term as a member of the Board of Trustees for the National Association of Professional Baseball Leagues and is a member of the Major League Farm Directors Steering Committee.

Mitch and his wife, Karen, have two children, Matt and Megan, and three grandchildren: Matt Jr., Billy IV and Audrey.



## R.J. HARRISON

DIRECTOR, SCOUTING

**ROBERT JOSEPH (R.J.)**

Harrison was one of the first hires by the Rays organization when he joined the club in September 1995. He was named director of scouting in December 2005 after

serving as assistant director of scouting for one year. Harrison had served the club as western U.S. crosschecker, national crosschecker and national scouting coordinator.

Prior to joining the Rays, Harrison spent five seasons as an area scout for the New York Mets and eight seasons as a manager or coach in the

Seattle Mariners and San Francisco Giants organizations. He was drafted as a catcher by the St. Louis Cardinals in 1975 and was a member of the Florida State League champion St. Petersburg Cardinals that season. He converted to pitcher the following year and played six more seasons in the Cardinals and Mariners systems before moving to the dugout.

Harrison is a graduate of Arizona State University and played in two College World Series. He and his wife of 33 years, Jane, have two daughters, Lauren and Anna. They reside in Phoenix, Ariz.



## MATT ARNOLD

DIRECTOR, PRO SCOUTING

**MATT ARNOLD** is entering his 12th season in professional baseball, and sixth with the Tampa Bay Rays. He was named the Rays director of pro scouting following the 2009 season. Blending scout-

ing and front office experience in his current role, Matt oversees the organization's major league and minor league scouting coverage and manages the flow of information between the scouts and the baseball operations staff. Along with evaluating potential trade and free agent targets, he also assesses the Rays farm system and coordinates postseason advance scouting coverage. Arnold joined the Rays at the end of 2006 as a profes-

sional scout after serving the Cincinnati Reds for four years, the last two as assistant director of professional scouting. After interning with the Los Angeles Dodgers for a year, he was hired by Jon Daniels to join the Texas Rangers baseball operations staff in 2002.

A right-handed pitcher at Highland High School in Bakersfield, Calif., Matt's playing career was cut short when he suffered a shoulder injury while playing during the summer following his senior year. He attended the University of California-Santa Barbara where he met his wife, Jodi, and earned a degree in economics. They reside in Clearwater, with their daughter, Julianne, and son, Tyler.



**CARLOS ALFONSO**

DIRECTOR, INTERNATIONAL OPERATIONS

**CARLOS ALFONSO** was named director of international operations on January 9, 2006. In this capacity, he oversees the team's international scouting and baseball operations efforts with a focus on the

Dominican Republic, Venezuela, and Colombia.

Alfonso enters his 47th season in professional baseball having taken on a variety of roles from front office posts to managing/coaching assignments throughout the Caribbean in his career. He previously spent 19 seasons with the San Francisco Giants organization where he served on the major league coaching staff for 11 years. He

acted as the organization's coordinator of Latin American operations in 1995.

Originally signed by the Houston Astros as a catcher/infielder in 1968, Alfonso converted to a full-time pitcher in 1971 and played nine seasons, including six in winter ball in Latin America. He spent 10 years (1977-86) as a coach in the Astros organization at the major and minor league levels before joining the Giants.

Alfonso attended the University of South Florida and Florida International University. He holds a second degree black belt in taekwondo.

Carlos and his wife, Teresa, have four children and six grandchildren.



**JEFF ZIEGLER**

DIRECTOR, TEAM TRAVEL

**JEFF ZIEGLER** will serve his 14th season as the Rays team travel director. In his role, he coordinates all of the travel logistics during spring training, the regular season, and the postseason. This includes

securing charter aircraft, ground transportation, and hotel accommodations for the players, coaches, and traveling staff. In 2008, he was selected as the Traveling Secretary of the Year by his peers.

Prior to joining the Rays in 1999, Ziegler was a St. Petersburg Police Officer for nearly 13 years, serving as a patrol officer, narcotics detective, and internal affairs detective. In 1997, he was selected by Major League Baseball to serve as the Rays Resident Security Agent, which eventually led to his transition from law enforcement to baseball. Ziegler, a native of Warren, Ohio, moved to Florida in 1986 and received his bachelor's degree (cum laude) from Saint Leo University.

He has two children, Jordan and Allyssa, and resides in Tampa.



DID YOU KNOW?

**ECOT**

The Rays Employee Community Outreach Team (ECOT), established in April 2008, provides invaluable, voluntary man hours to community service agencies that enhance or improve the quality of life in the communities they serve. ECOT's philanthropic efforts give the Rays a year-round, goodwill presence in the community. Service projects are chosen from ideas suggested by employees.

"As part of our Employee Community Outreach Team program, we encourage all employees to take up to two paid hours each week or one day each month to volunteer in the community," said Rays Senior Vice President of Business Operations Brian Auld.

In 2011, the Rays compiled over 3,600 volunteer hours split between monthly ECOT events; the annual KaBoom! Playground build; and other ongoing projects consisting of Meals On Wheels, Big Brothers Big Sisters mentoring program and time spent at the Ronald McDonald House.

For the third year the Rays partnered with KaBoom!, a national nonprofit dedicated to bringing safe playspaces to kids across the country. Over 175 Rays employees volunteered at Layla's House: An Early Childhood and Parent Community Learning Center in Tampa in January.



## RAYS IN THE COMMUNITY



### RAYS BASEBALL FOUNDATION

**THE RAYS BASEBALL FOUNDATION**, THE OFFICIAL CHARITY OF THE TAMPA BAY RAYS, FOCUSES PRIMARILY ON YOUTH AND EDUCATION PROGRAMS IN THE TAMPA BAY REGION THAT MAKE A MEASURABLE DIFFERENCE IN THE COMMUNITY. SINCE 2008, THE RAYS BASEBALL FOUNDATION HAS PROUDLY INVESTED \$2.2 MILLION IN YOUTH AND EDUCATION PROGRAMS IN THE TAMPA BAY AREA. KEY CONTRIBUTORS TO THE FOUNDATION INCLUDE RAYS OWNERS, PLAYERS, SPONSORS, FANS AND EMPLOYEES.

#### ■ COMMUNITY FUND GRANT PROGRAM

The Rays Community Fund Grant Program provides assistance to local nonprofits in the Tampa Bay region. Grants worth up to \$5,000 are awarded through this program. These funds help support and enhance current programs offered by community-based nonprofit organizations.

#### ■ READING WITH THE RAYS

The "Reading with the Rays - Read Your Way to the Ballpark" summer reading program uses the magic of baseball to encourage kids to maintain their reading skills over the summer months. Kids who read a designated number of hours can make their way around the bases on a game card and earn prizes along the way, including a free ticket to a Rays game. This program is made possible through a partnership with *Tampa Bay Times* Newspapers in Education and the public library systems in Hillsborough, Pinellas, Manatee, Pasco and Hernando counties.

## PLAYER PROGRAMS



STEVEN KOVICH

#### ■ BIG GAME JAMES CLUB

James Shields has been actively involved with supporting efforts to assist foster children through the Eckerd and the Heart Gallery of Pasco and Pinellas Counties over the past five seasons. James' involvement with these organizations began with providing tickets to Rays games and serving as a spokesperson for a public service announcement. In 2010, James and his wife, Ryane, created the Big Game James Club. The club creates normalcy and a sense of stability and belonging for foster children served by Eckerd. Club members get to watch a series of Rays games from the designated Big Game James Club suite. Throughout the season, they celebrate birthdays, get surprise visits from the Rays mascot Raymond and are treated to special on-the-field team days where they meet and interact with James and other Rays players. Shields has also been nominated the past two years for the Roberto Clemente Award and in 2011 was nominated for the Congressional Coalition on Adoption's "Angels in Adoption" award in recognition of the efforts he and Ryane have made for children in foster care in the Tampa Bay region. The program will continue in 2012.

#### ■ SOUTH ST. PETERSBURG INITIATIVE

The Rays launched the South St. Petersburg Neighborhood Initiative in response to the tragic 2009 shooting death of 8-year-old Paris Whitehead in South St. Petersburg, an underserved community that borders Tropicana Field. As part of the initiative, Rays players David Price, B.J. Upton and Matt Joyce provide funding for the Dugout

Club for children attending recreation centers in South St. Petersburg. Each player has adopted two to three recreation centers and created a club in each. Price sponsors "Price's Pals," Upton sponsors "B.J.'s Bunch" and Joyce sponsors "Joyce's Juniors." Each player visited his clubs twice throughout the summer to address the youngsters about making positive choices and working hard. In 2011 they also hosted the 1,400-plus Dugout Club children at a Rays game and sponsored events at the centers.

Another component of the South St. Petersburg Neighborhood Initiative is the Facilitating Leadership through Youth program (F.L.Y.), a teen-led organization designed to allow youth leaders to be change agents in the community. F.L.Y. meets weekly with three planned teen summits at Tropicana Field throughout the school year, focusing on stereotypes, racial discrimination and media influence. F.L.Y. is a partnership between the Rays Baseball Foundation and Community Tampa Bay.



STEVEN KOVICH

## ■ SCHOLARSHIPS

In 2012 the foundation will fund five scholarship programs. The Monte Irvin Scholarship program was created to provide a total of \$5,000 to two minority students residing in Pinellas County. The Academy Prep Scholarship will select two students—one from each of its campuses in St. Petersburg and Tampa—to receive a total of

\$15,000 in funding for an intensive middle school curriculum targeting at-risk students. The Barry Jones Memorial Scholarship, established to honor the beloved Rays front office staff member who passed away in March 2009, provides \$2,500 to a Manatee County high school senior who demonstrates outstanding academic achievement and community service. Also in 2012, the Foundation will fund the USF Latino Scholarship, designed to assist USF in achieving and sustaining the educational benefits of diversity and community and increasing the number of USF students interested in the issues affecting the Latino community. The fifth scholarship was awarded to one outstanding minority student from the Tampa Bay area through the Jackie Robinson Foundation Scholars program. The recipient received a \$40,000 scholarship in four segments, the last coming in 2012.

## ■ RAYS IN THE COMMUNITY

In addition to the financial investments made in the community through the Rays Baseball Foundation, the Rays contributed an additional \$2.1 million through in-kind donations and non-financial assets in 2011. The Rays utilized assets within the ballpark and during games to promote nonprofit organizations in the Tampa Bay area. In 2011, seven nonprofit groups had their own "Night in the Ballpark," 72 groups utilized the Community Corner booth during each home game and more than 850 nonprofits received an in-kind donation from the Rays to help raise money for their organization. Rays front office employees donated over 1,400 hours of volunteer time to nonprofit organizations in 2011, including construction of a new playground for the children of Layla's House: An Early Childhood and Parent Community Learning Center located in Tampa on Jan 7, 2012.

For more info on the programs listed, please visit [raysbaseball.com/community](http://raysbaseball.com/community) or contact Rays Community Relations at (727) 825-3157 or [community@raysbaseball.com](mailto:community@raysbaseball.com).

## 2011 COMMUNITY FUND GRANT RECIPIENTS

A KIDS PLACE OF TAMPA BAY  
AMERICAN STAGE COMPANY EDUCATION DEPARTMENT  
BLOSSOM MONTESSORI SCHOOL FOR THE DEAF  
BOYS & GIRLS CLUBS OF CITRUS COUNTY  
BOYS & GIRLS CLUBS OF MANATEE COUNTY  
BOYS & GIRLS CLUBS OF SARASOTA COUNTY  
BROOKWOOD FLORIDA-CENTRAL, INC.  
CLOTHES TO KIDS, INC.  
COMPUTER MENTORS GROUP, INC.  
CREATIVE CLAY CULTURAL ARTS CENTER  
DIRECTIONS FOR MENTAL HEALTH, INC.  
FEEDING AMERICA TAMPA BAY  
FORTY CARROTS OF SARASOTA, INC.  
FRONT PORCH COMMUNITY DEVELOPMENT ASSOCIATION  
GOODWILL INDUSTRIES SUNCOAST, INC.

HILLSBOROUGH HEAD START  
MANATEE EDUCATION FOUNDATION  
PACE CENTER FOR GIRLS  
PASCO-HERNANDO COMMUNITY COLLEGE FOUNDATION  
PINELLAS OPPORTUNITY COUNCIL, INC.  
POLK EDUCATION FOUNDATION  
RUTH ECKERD HALL, INC.  
SALVATION ARMY-ST. PETERSBURG AREA COMMAND  
ST. JOSEPH'S CHILDREN'S HOSPITAL  
STARTING RIGHT, NOW  
THE JUNIOR LEAGUE OF TAMPA, INC.  
UNITED COMMUNITY CENTERS, INC.  
VOICES FOR CHILDREN OF TAMPA BAY, INC.  
VOLUNTEER USA FOUNDATION FAMILY LITERACY ACADEMY #2, LLC  
WHEELS OF SUCCESS, INC.

# COACHES & STAFF

Manager **Joe Maddon**, his coaches and support staff have fostered an environment of trust, respect and diligence—and the “Rays Way” is a lot of fun. Here, third base coach **Tom Foley**, bench coach **Dave Martinez** and Manager Joe Maddon keep things light before a 2011 American League Division Series game at Tropicana Field.



PHOTOGRAPH BY  
SKIP MILOS





MANAGER  
**JOE MADDON 70**

Joseph John Maddon

|                      |                        |                        |                      |
|----------------------|------------------------|------------------------|----------------------|
| BATS<br><b>RIGHT</b> | THROWS<br><b>RIGHT</b> | HEIGHT<br><b>5'11"</b> | WEIGHT<br><b>190</b> |
|----------------------|------------------------|------------------------|----------------------|

OPENING DAY AGE **58**  
BORN **2/8/54** in Hazleton, PA  
RESIDES **Tampa, FL**  
TENURE **This is his 38th season in professional baseball, 19th at the major league level and 7th as a major league manager.**  
POSITION PLAYED **Catcher**

FOLLOW HIM @RaysJoeMaddon

**X-RAY REPORT**

- + Joe signed a three-year contract extension on Feb 15, 2012 that runs through the 2015 season...on the day he signed, the Rays ownership group made a \$100,000 donation to Maddon's charitable projects: Thanksmas and Hazleton Integration Project (HIP).
- + Maddon hosted Thanksmas for the sixth consecutive year this past Dec 12-14, at Salvation Army Shelters in St. Petersburg, Tampa and Bradenton...as he does for every Thanksmas, Maddon prepared a traditional Italian/Polish holiday feast for hundreds of needy citizens in the Tampa Bay region...Maddon purchases the food and with the help of Rays coaches and employees, cooks and serves the meals...over the six years, Maddon's Thankmas has served approximately 5,000 individuals in need and provided many of them with clothing and shoes...for more info visit [joesthanksmas.com](http://joesthanksmas.com).
- + Last December, Maddon introduced his Hazleton Integration Project (HIP), created to help develop and maintain an atmosphere that will serve to unify the varied cultures of his Hazleton, Pa., hometown...the project's mission is to provide a suitable location within the city conducive to creating opportunities for economically disadvantaged children to participate in a variety of no-cost or low-cost educational, cultural and athletic activities...the December kickoff included a four-day series of awareness and fundraising programs which featured Joe and a variety of VIPs including Yogi Berra and Don Zimmer.
- + Joe enters the 2012 season with nearly 60,000 followers on his active Twitter account.

+ Joe and his wife, Jaye, visited Greece, Italy and Spain in January.

**2011 SEASON**

- + Named 2011 American League Manager of the Year by the BBWAA...it was his second AL Manager of the Year Award in a span of four seasons, after earning the same honor in 2008...received 26 of the 28 first-place votes on the AL ballot and now has two of the three highest totals in the history of the AL Manager of the Year voting...received 27 first-place votes in 2008, tying the record set by MIN Tom Kelly in 1991...since the Manager of the Year awards began in 1983, Maddon is the 12th in either league—and 7th in the AL—to win the honor multiple times...is one of four active managers to be named Manager of the Year two or more times, joining Mike Scioscia, Jim Leyland and Dusty Baker...he and Baker are the only two to win the award twice in their first six seasons of managing.

**2011 BBWAA A.L. MANAGER OF THE YEAR BALLOTING RESULTS**

| MANAGER, CLUB       | 1ST | 2ND | 3RD | POINTS |
|---------------------|-----|-----|-----|--------|
| Joe Maddon, TB      | 26  | 1   | -   | 133    |
| Jim Leyland, DET    | 1   | 13  | 10  | 54     |
| Ron Washington, TEX | 1   | 7   | 5   | 31     |
| Manny Acta, CLE     | -   | 3   | 7   | 16     |
| Joe Girardi, NYY    | -   | 3   | 5   | 14     |
| Mike Scioscia, LAA  | -   | 1   | 1   | 4      |

+ Was also named AL Manager of the Year by *Sporting News* and *Baseball America*.

- + Only three managers in baseball have been at their posts longer: LAA Mike Scioscia (12 seasons), MIN Ron Gardenhire (10) and PHI Charlie Manuel (7).
- + In August, *Sports Illustrated* released a poll of 291 major leaguers who voted Maddon as the manager they would most like to play for.
- + The Rays have averaged 90-plus wins over the last 4 seasons (2008-11) after averaging 90-plus losses the 4 previous seasons...only 4 other teams in major league history can make that claim: 1987-94 Atlanta Braves, the 1971-78 Philadelphia Phillies, the 1964-71 KC/Oakland A's and the 1997-2004 Minnesota Twins.
- + Won his 500th game as a major league manager Sep 5 vs. TEX.
- + Has been ejected a franchise-record 22 times in his career including six times in 2011.
- + In Maddon's six seasons the Rays have stolen 928 bases, 62 more than any other major league club (Mets 866) and 125 more than any AL club (Angels 803).
- + Maddon has instituted themed dress trips when the Rays go on the road...they have had 19 such trips in six years, including six in 2011...for a complete list see page 25.

## MANAGING CAREER

- + Became the fourth manager in Rays history on Nov 15, 2005...has managed more games than any manager in Rays history and has the best record at 495-477 (.509)...has a 368-280 (.568) record since the start of 2008...the Rays were 518-775 (.401) prior to Maddon's arrival...he also led the AL to a 4-3 win in the 80th All-Star Game at St. Louis on July 14, 2009...overall is 514-487 (.512) in his career, including an interim stint with the Angels in 1999 (19-10).

### RAYS MANAGERS, ALL-TIME

|                              | W          | L          | PCT.        |
|------------------------------|------------|------------|-------------|
| <b>Joe Maddon (2006-)</b>    | <b>495</b> | <b>477</b> | <b>.509</b> |
| Lou Piniella (2003-05)       | 200        | 285        | .412        |
| Larry Rothschild (1998-2001) | 205        | 294        | .411        |
| Hal McRae (2001-02)          | 113        | 196        | .369        |

- + Finished 3rd in the BBWAA balloting for 2010 AL Manager of the Year with 44 points in the 5-3-1 point system...trailed MIN Ron Gardenhire (108) and TEX Ron Washington (81)...led the Rays to an AL-high 96 wins and their second AL East championship.
- + Named 2008 AL Manager of the Year by the BBWAA...was one vote shy of becoming the first AL or NL manager to win the award unanimously since the BBWAA first presented the

award in 1983...became just the fourth manager to finish one vote shy of being a unanimous choice, joining CHC Don Zimmer in 1989 (23 of 24); MIN Tom Kelly in 1991 (27 of 28) and MTL Felipe Alou in 1994 (27 of 28)...Maddon was first on 27 ballots and second on one for a total of 138 points, based on the 5-3-1 tabulation system.

- + Was also named 2008 AL Manager of the Year by *Sporting News*, *USA Today* and the Negro League Baseball Museum...received the Chuck Tanner Award as the major league manager of the year, voted on by former major league players, executives and sports media.

### LONGEST-TENURED CURRENT MANAGERS

| MANAGER, TEAM         | YEAR HIRED  |
|-----------------------|-------------|
| Mike Scioscia, LAA    | 2000        |
| Ron Gardenhire, MIN   | 2002        |
| Charlie Manuel, PHI   | 2005        |
| <b>Joe Maddon, TB</b> | <b>2006</b> |
| Jim Leyland, DET      | 2006        |

- + Led the Rays to the 2008 AL pennant and their first ever winning season (97-65)...shattered the club record for wins by 27...Rays previous club high was 70 in 2004...Rays improved 31 games over 2007, 3rd-largest improvement in AL history...the Rays became the second team in major league history, joining the 1991 Braves, to go to the postseason the year after finishing with the majors' worst record.
- + On Aug 17, 2008 at TEX, he became the first AL manager in 107 years to order an intentional walk with the bases loaded when he had Grant Balfour walk Josh Hamilton with two outs in the 9th inning and the Rays leading 7-3...the strategy worked as Dan Wheeler came on to retire Marlon Byrd and preserve the win...the last AL manager to do it was CWS Clark Griffith as pitcher-manager on May 23, 1901.

## COACHING CAREER

- + Prior to joining the Rays he spent all 31 years of his professional baseball career in the Angels org., including the last 12 on the ML staff.
- + Served as the Angels bench coach for most of his final 10 seasons in Anaheim including the last six (2000-05) under Manager Mike Scioscia while the team went 520-452 (.535)...the Angels went to the postseason three times and won a world championship in 2002.
- + Spent 12 years at the minor league level as a manager or instructor before his promotion to the Angels major league staff as bullpen coach on May 17, 1994...began that season as the Angels director of player development and was



- in his third year as the club's minor league field coordinator before the promotion.
- + Moved to first base coach in 1995 and in 1996 served as bench coach, first base coach, and interim manager when John McNamara, then interim skipper, was sidelined with deep vein thrombosis (blood clot) in his right calf...posted an 8-14 record.
  - + Replaced Terry Collins as skipper in 1999 after Collins resigned on Sep 3...posted a 19-10 record as the interim manager...also replaced Collins in 1998 when the Angels manager was suspended eight games due to bench-clearing incidents on June 2 at KC.
  - + Began his managerial career with Class-A Idaho Falls in 1981...earned Northwest League Manager of the Year the following season when he guided the Class-A Salem Angels to the league championship...returned to Salem in 1983 before moving on to Class-A Peoria in 1984...managed the next two seasons (1985-86) at Double-A Midland of the Texas League...served as the organization's roving hitting instructor from 1987-93.

## PLAYING CAREER

- + Was signed by the Angels as a free agent catcher in 1975.
- + Played for Class-A affiliates in Quad Cities (1976), Salinas (1977-78) and Santa Clara before moving to scouting and managing.

## PERSONAL & MISC.

- + Received his honorary degree from Lafayette College (Easton, Pa.) on Sep 2, 2010...was inducted into Lafayette's Hall of Fame in November 2009...played three years of varsity baseball and one season of freshman football...was recruited by Lafayette as a shortstop and pitcher but switched to catcher midway through his freshman season when he volunteered despite having never caught before.

- + On May 12, 2009 was honored at the Pennsylvania state House of Representatives... the House unanimously voted in favor of H.R. 303 highlighting Maddon's accomplishments on the baseball diamond and his continued ties to his hometown of Hazleton, Pa. ...Hazleton (population: 25,000) is located approximately 80 miles north of Philadelphia.
- + A lifelong St. Louis/Arizona Cardinals fan, one of Joe's most prized possessions is a framed Maddon No. 70 Cardinals football jersey hanging in his office...he also has a Jackie Robinson framed poster in his office that hung in the visiting manager's office at old Yankee Stadium for many years.
- + An avid cyclist, Joe bikes anywhere from 60 to 100 miles per week.
- + The son of an Italian dad, Joe (who shortened the family name from Maddoni), and a Polish mom, Albina (Beanie), Maddon grew up in an apartment over his dad's plumbing shop.
- + Joe Sr. passed away in 2002, six months before the Angels won the World Series with Maddon as bench coach.
- + Beanie, 78, is still a waitress at the Third Base Dugout restaurant in Hazleton.
- + Has two grown children, Sarah and Joey, and two grandchildren, Tyler (11) and Coral Ray (7).
- + Cooks, gardens and his musical tastes range from Pavarotti to Bruce Springsteen...he is also a connoisseur of fine wines, favoring the Spanish reds.
- + Joe married Jaye Sousoures on Nov 8, 2008...10 days after the World Series ended.
- + Wears a bracelet from the John Challis Courage for Life Foundation...a native of Beaver County, Pa., John was 18 years old when he passed away from cancer in August 2008...the two formed a bond when they met at Pittsburgh's PNC Park prior to a Rays-Pirates game three months earlier.



DID YOU KNOW?

## KILLER COMBO

With six years apiece under their belts, Andrew Friedman and Joe Maddon are the second-longest tenured GM/manager pairing in baseball. Detroit's Jim Leyland/Dave Dombrowski also go back to 2006, but the pair also had two years together with the Marlins (1997-98).

## MANAGERIAL RECORD

| YEAR                       | CLUB        | LEAGUE        | WON        | LOST       | PCT.        | POSITION |
|----------------------------|-------------|---------------|------------|------------|-------------|----------|
| 1981                       | Idaho Falls | Pioneer (R)   | 27         | 43         | .386        | Third    |
| 1982                       | Salem       | Northwest (A) | 34         | 36         | .486        | First    |
| 1983                       | Salem       | Northwest (A) | 31         | 39         | .443        | Fourth   |
| 1984                       | Peoria      | Midwest (A)   | 66         | 73         | .475        | Second   |
| 1985                       | Midland     | Texas (AA)    | 59         | 77         | .434        | Eighth   |
| 1986                       | Midland     | Texas (AA)    | 62         | 71         | .466        | Sixth    |
| 1999                       | Anaheim     | American      | 19         | 10         | .655        | Interim  |
| 2006                       | Tampa Bay   | American      | 61         | 101        | .377        | Fifth    |
| 2007                       | Tampa Bay   | American      | 66         | 96         | .407        | Fifth    |
| 2008                       | Tampa Bay   | American      | 97         | 65         | .599        | First    |
| 2009                       | Tampa Bay   | American      | 84         | 78         | .519        | Third    |
| 2010                       | Tampa Bay   | American      | 96         | 66         | .593        | First    |
| 2011                       | Tampa Bay   | American      | 91         | 71         | .562        | Second   |
| <b>Minor League Totals</b> |             |               | <b>279</b> | <b>339</b> | <b>.451</b> |          |
| <b>Rays Totals</b>         |             |               | <b>495</b> | <b>477</b> | <b>.509</b> |          |
| <b>Major League Totals</b> |             |               | <b>514</b> | <b>487</b> | <b>.512</b> |          |

## CAREER BATTING

| YEAR                       | CLUB        | LEAGUE         | AVG         | G          | AB         | R         | H          | 2B        | 3B       | HR       | RBI       | BB        | SO        | SB       |
|----------------------------|-------------|----------------|-------------|------------|------------|-----------|------------|-----------|----------|----------|-----------|-----------|-----------|----------|
| 1976                       | Quad Cities | Midwest (A)    | .294        | 50         | 163        | 18        | 48         | 9         | 1        | 0        | 22        | 18        | 22        | 1        |
| 1977                       | Salinas     | California (A) | .250        | 58         | 180        | 23        | 45         | 6         | 0        | 3        | 24        | 25        | 22        | 1        |
| 1978                       | Salinas     | California (A) | .261        | 42         | 111        | 15        | 29         | 10        | 1        | 2        | 16        | 9         | 9         | 0        |
| 1979                       | Santa Clara | California (A) | .250        | 20         | 60         | 8         | 15         | 2         | 0        | 0        | 7         | 3         | 9         | 0        |
| <b>Minor League Totals</b> |             |                | <b>.267</b> | <b>170</b> | <b>514</b> | <b>64</b> | <b>137</b> | <b>27</b> | <b>2</b> | <b>5</b> | <b>69</b> | <b>55</b> | <b>62</b> | <b>2</b> |



DID YOU KNOW?

## RAYS THEMED ROAD TRIPS

ENGINEERED BY MADDON

### 2011

- + **Lightning T-shirts and caps** to Toronto and Minnesota during Stanley Cup playoffs (April)
- + **Navy Seals Team Six** T-shirts and Lightning caps to Baltimore and Cleveland (May)
- + **All-white** to Miami and automotive T-shirts to Detroit (May)
- + **Grunge wear** to Seattle, Beach Boys to Los Angeles and pajamas to Baltimore (June)
- + **Fedoras** to New York and Boston (August)
- + **Letterman sweaters** to Baltimore, Boston and New York (September)

### 2010

- + **The Loudmouth Pants Rowland** trip to New York featured John Daly style wild golf pants (September)
- + **Braysers** to Oakland and Los Angeles (August)
- + **Hockey jerseys** were worn to Toronto during the Stanley Cup Finals (May)
- + **Soccer jerseys** to Atlanta during the World Cup (June)
- + **All-white** to Miami (June)

### 2009

- + **Urban Cowboy** to Colorado and New York (June)
- + **All-white** to Miami (May)
- + **Football jerseys** to Baltimore (September)
- + **Johnny Cash Ring of Fire** to Toronto and Detroit (August)

### 2008

- + **Khakis and blazers** (September)
- + **Ed Hardy T-shirts** (September)
- + **Hats and imagination** (October)



### RAYS 2011 THEMED TRIPS

THE RAYS HAD SIX THEMED ROAD TRIPS IN 2011 AND HAVE NOW HAD 18 SUCH EXCURSIONS STARTING IN 2008 WITH THE ED HARDY T-SHIRT TRIP.

PHOTOS BY  
SKIP MILOS &  
DEBORA ROBINSON

■ PAJAMAS & SLEEP WEAR Los Angeles to Baltimore, June 8-9



■ NAVY SEALS TEAM SIX T-SHIRTS AND LIGHTNING CAPS Tampa Bay to Baltimore to Cleveland, May 6-12



■ GRUNGE WEAR Tampa Bay to Seattle, June 1-2



■ LIGHTNING T-SHIRTS & CAPS Tampa Bay to Toronto to Minnesota during Stanley Cup playoffs, April 22-28



**BULLPEN COACH**  
**STAN BOROSKI 46**  
Stanley Joseph Boroski (buh-ROSS-key) Jr.

|                             |                               |                              |                             |
|-----------------------------|-------------------------------|------------------------------|-----------------------------|
| <b>BATS</b><br><b>RIGHT</b> | <b>THROWS</b><br><b>RIGHT</b> | <b>HEIGHT</b><br><b>6'2"</b> | <b>WEIGHT</b><br><b>195</b> |
|-----------------------------|-------------------------------|------------------------------|-----------------------------|

**OPENING DAY AGE 48**  
**BORN 7/14/63 in Martins Ferry, OH**  
**RESIDES St. Cloud, FL**  
**TENURE This is his 27th season in professional baseball, 21st as a coach or scout.**  
**POSITION PLAYED Catcher, Pitcher**

## COACHING CAREER

- + Begins his third season in the Rays organization...joined the Rays as assistant to the pitching coach on Dec 17, 2009...midway through the 2011 season began filling in for bullpen coach Bobby Ramos, who was ill...was in uniform for 66 games total...officially replaced Ramos as bullpen coach on Nov 30, 2011...is the 7th bullpen coach in club history.
- + Filled in two games in 2011 for pitching coach Jim Hickey, who was unavailable for personal reasons.
- + Prior to joining the Rays, he spent 18 years with the Houston Astros organization, where he served as either a coach or scout including the last three seasons as pitching coach for the Double-A Corpus Christi Hooks in the Texas League.
- + Was the pitching coach for the Class-A Salem Avalanche, the Astros affiliate in the Carolina League, from 2003-06...served in the same capacity for Class-A Michigan in the Midwest

League for two seasons and had previously been a coach with the Astros Gulf Coast League and Appalachian League affiliates...served as a scout from 1991-93 and combined coaching and scouting duties at various other times during his career with the Astros.

## PLAYING CAREER

- + Drafted by the Brewers in the 20th round of the 1981 June Draft as a catcher out of Buckeye South High School in Rayland, Ohio.
- + After two years in the Brewers system, switched to pitcher and was signed by the Royals where he remained for four years.
- + Underwent two rotator cuff surgeries.

## PERSONAL & MISC.

- + Has a degree in biology from Ohio University.
- + Resides in St. Cloud, Fla., with his wife, Carol, and their two children, Sarah and Clayton.

## CAREER BATTING

| YEAR                       | CLUB      | LEAGUE          | AVG         | G         | AB         | R        | H         | 2B       | 3B       | HR       | RBI       | BB        | SO        | SB       |
|----------------------------|-----------|-----------------|-------------|-----------|------------|----------|-----------|----------|----------|----------|-----------|-----------|-----------|----------|
| 1982                       | Pikeville | Appalachian (R) | .288        | 30        | 66         | 5        | 19        | 3        | 0        | 0        | 7         | 7         | 16        | 2        |
| 1983                       | Beloit    | Midwest (A)     | .073        | 31        | 82         | 0        | 6         | 1        | 0        | 0        | 4         | 5         | 35        | 0        |
| <b>Minor League Totals</b> |           |                 | <b>.169</b> | <b>61</b> | <b>148</b> | <b>5</b> | <b>25</b> | <b>4</b> | <b>0</b> | <b>0</b> | <b>11</b> | <b>12</b> | <b>51</b> | <b>2</b> |

## CAREER PITCHING

| YEAR                       | CLUB       | LEAGUE            | W         | L         | ERA         | G         | GS        | CG       | SHO      | SV       | IP           | H          | R          | ER        | HR       | BB        | SO        |
|----------------------------|------------|-------------------|-----------|-----------|-------------|-----------|-----------|----------|----------|----------|--------------|------------|------------|-----------|----------|-----------|-----------|
| 1985                       | GCL Royals | Gulf Coast (R)    | 3         | 2         | 4.38        | 16        | 2         | 0        | 0        | 4        | 39.0         | 35         | 23         | 19        | 1        | 11        | 31        |
| 1986                       | Fort Myers | Florida State (A) | 4         | 7         | 4.07        | 27        | 11        | 4        | 1        | 0        | 95.0         | 119        | 72         | 43        | 7        | 31        | 35        |
| 1987                       | Fort Myers | Florida State (A) | 4         | 3         | 3.69        | 8         | 8         | 2        | 1        | 0        | 46.1         | 48         | 22         | 19        | 1        | 10        | 23        |
| <b>Minor League Totals</b> |            |                   | <b>11</b> | <b>12</b> | <b>4.04</b> | <b>51</b> | <b>21</b> | <b>6</b> | <b>2</b> | <b>4</b> | <b>180.1</b> | <b>202</b> | <b>117</b> | <b>81</b> | <b>9</b> | <b>52</b> | <b>89</b> |



**THIRD BASE COACH**  
**TOM FOLEY 6**  
Thomas Michael Foley

| BATS | THROWS | HEIGHT | WEIGHT |
|------|--------|--------|--------|
| LEFT | RIGHT  | 6'1"   | 175    |

OPENING DAY AGE 52  
BORN 9/9/59 in Columbus, GA  
RESIDES Palm Harbor, FL  
TENURE This is his 36th season in professional baseball, 17th in the Rays organization as a major league coach, minor league manager, field coordinator and director of operations.  
POSITION PLAYED Infielder

**FRONT OFFICE & COACHING CAREER**

- + This is his 11th season as Rays third base coach, longest-tenured coach in club history...was named to the post on Oct 25, 2001 and has served under three managers since: Hal McRae, Lou Piniella and Joe Maddon...only one current major league third base coach has held his post longer than Foley: Jose Oquendo, now in his 12th season with St. Louis...prior to his arrival, the Rays had three third base coaches in the team's first four seasons: Greg Riddoch (1998-99), Billy Hatcher (2000-01) and Terry Collins (2001).
- + Only three uniformed personnel have been in the organization as long: field coordinator Bill Evers, Triple-A Durham Manager Charlie Montoyo and hitting coordinator Steve Livesey.
- + Served as the Rays field coordinator in 1996 and oversaw the first mini-camp in club history following the Rays first June Draft...that summer he also managed at Butte, Mont., the Rays Rookie-level entry in the Pioneer League...led the club to a 37-35 record, a postseason berth and was named the league's Manager of the Year.
- + Stayed on as field coordinator through 1999 and then served as director of minor league operations for two years.
- + Managed in the Arizona Fall League in 2001, piloting the Maryvale Sugaros.

**PLAYING CAREER**

- + Played 13 seasons in the majors, all in the National League...logged 463 games at shortstop, but played all four infield positions: 1B

(61 games), 2B (385), 3B (90)...also played one game in the outfield and pitched in a game.

- + In his first ML start for Cincinnati on April 17, 1983, had a walk and a 2-run double in the first inning before ever taking the field.
- + Was dealt to the Phillies on Aug 7, 1985...went to camp with the Phillies in 1986 as the projected starter, but fractured his right wrist when he was hit by a pitch from Roger McDowell in a spring training game.
- + Was traded from the Phillies to Montreal on July 24, 1986, and in his first day in an Expos uniform he was 5-for-9 vs. the Reds in the completion of a suspended game plus a regularly scheduled tilt.
- + Best season came with Montreal in 1987 when he batted .293 in 106 games...played shortstop for the injured Hubie Brooks and also shared second base duties with Vance Law that season...Expos were 91-71 but finished 4 games behind the NL champion Cardinals.
- + In 1988, established career highs in games (127), hits (100) and RBI (43) and was Montreal's most consistent middle infielder in his 97 starts...on July 2 vs. ATL had the only 2-homer game of his career connecting off Rick Mahler and Bruce Sutter.
- + Had a string of 61 errorless games at shortstop end on Aug 11, 1990...for the first time, played all four infield positions that season...in 1991, borrowed Andres Galarraga's glove and played a career-high 31 games at first base.

**PERSONAL & MISC.**

- + Married Marta Wright on Aug 28, 1981...the couple has three grown children: Bryan, Brett and Brooke.
- + Brett is in his first year as an area supervisor scout for the Rays...his territory includes Iowa, Illinois, Minnesota and Wisconsin.
- + Graduated from Palmetto High School in Miami where he was an ambidextrous athlete, throwing right-handed as a shortstop and left-handed as a quarterback...also attended Dade South Community College in Miami.
- + As a youth, spent four years in Japan as his father was in the U.S. Army...also lived in France and Hawaii.

**MANAGERIAL RECORD**

| YEAR | CLUB  | LEAGUE      | WON | LOST | PCT. | POSITION |
|------|-------|-------------|-----|------|------|----------|
| 1996 | Butte | Pioneer (R) | 37  | 35   | .514 | First    |

**CAREER BATTING**

| YEAR                       | CLUB         | AVG         | G           | AB          | R          | H          | 2B         | 3B        | HR        | RBI        | BB         | SO         | SB        |
|----------------------------|--------------|-------------|-------------|-------------|------------|------------|------------|-----------|-----------|------------|------------|------------|-----------|
| 1977                       | Billings     | .254        | 59          | 209         | 37         | 53         | 7          | 1         | 2         | 21         | 37         | 43         | 7         |
| 1978                       | Shelby       | .231        | 124         | 424         | 55         | 98         | 19         | 1         | 2         | 41         | 50         | 43         | 8         |
| 1979                       | Tampa        | .229        | 125         | 414         | 38         | 95         | 12         | 6         | 0         | 37         | 37         | 39         | 5         |
| 1980                       | Waterbury    | .249        | 131         | 477         | 49         | 119        | 16         | 4         | 4         | 41         | 47         | 50         | 3         |
| 1981                       | Indianapolis | .233        | 103         | 347         | 47         | 81         | 12         | 2         | 6         | 27         | 27         | 27         | 6         |
| 1982                       | Indianapolis | .269        | 129         | 427         | 65         | 115        | 20         | 9         | 8         | 63         | 42         | 48         | 1         |
| 1983                       | Cincinnati   | .204        | 68          | 98          | 7          | 20         | 4          | 1         | 0         | 9          | 13         | 17         | 1         |
| 1984                       | Cincinnati   | .253        | 106         | 277         | 26         | 70         | 8          | 3         | 5         | 27         | 24         | 36         | 3         |
| 1985                       | Cincinnati   | .196        | 43          | 92          | 7          | 18         | 5          | 1         | 0         | 6          | 6          | 16         | 1         |
|                            | Philadelphia | .266        | 46          | 158         | 17         | 42         | 8          | 0         | 3         | 17         | 13         | 18         | 1         |
| 1986                       | Reading      | .182        | 3           | 11          | 2          | 2          | 2          | 0         | 0         | 0          | 1          | 0          | 0         |
|                            | Philadelphia | .295        | 39          | 61          | 8          | 18         | 2          | 1         | 0         | 5          | 10         | 11         | 2         |
|                            | Montreal     | .257        | 64          | 202         | 18         | 52         | 13         | 2         | 1         | 18         | 20         | 26         | 8         |
| 1987                       | Montreal     | .293        | 106         | 280         | 35         | 82         | 18         | 3         | 5         | 28         | 11         | 40         | 6         |
| 1988                       | Montreal     | .265        | 127         | 377         | 33         | 100        | 21         | 3         | 5         | 43         | 39         | 49         | 2         |
| 1989                       | Montreal     | .229        | 122         | 375         | 34         | 86         | 19         | 2         | 7         | 39         | 45         | 53         | 2         |
| 1990                       | Montreal     | .213        | 73          | 164         | 11         | 35         | 2          | 1         | 0         | 12         | 12         | 22         | 0         |
| 1991                       | Montreal     | .208        | 86          | 168         | 12         | 35         | 11         | 1         | 0         | 15         | 14         | 39         | 2         |
| 1992                       | Montreal     | .174        | 72          | 115         | 7          | 20         | 3          | 1         | 0         | 5          | 8          | 21         | 3         |
| 1993                       | Pittsburgh   | .253        | 86          | 194         | 18         | 49         | 11         | 1         | 3         | 22         | 11         | 26         | 0         |
| 1994                       | Pittsburgh   | .236        | 59          | 123         | 13         | 29         | 7          | 0         | 3         | 15         | 13         | 18         | 0         |
| 1995                       | Montreal     | .208        | 11          | 24          | 2          | 5          | 2          | 0         | 0         | 2          | 2          | 4          | 1         |
| <b>Major League Totals</b> |              | <b>.244</b> | <b>1108</b> | <b>2708</b> | <b>248</b> | <b>661</b> | <b>134</b> | <b>20</b> | <b>32</b> | <b>263</b> | <b>232</b> | <b>387</b> | <b>32</b> |



DID YOU KNOW?

**INTERLEAGUE PLAY**

Baseball begins its 16th season of interleague play in 2012. The American League leads the all-time series 1,939-1,773 (.522) and has won the last eight season series beginning with 2004. The Rays are 118-132 (.472) all-time vs. the National League, but are 16 games over .500 under Joe Maddon (62-46), 8th-best record in the majors since 2006. The Rays went 12-6 in 2011, 3rd-best record in the majors. James Shields' 42 interleague strikeouts were one shy of the season record of 43 set by MIN Francisco Liriano in 2006. His 3 complete games tied 4 others for the major league record. Evan Longoria tied the club record and led the majors in 2011 with 18 interleague RBI.



FIRST BASE COACH  
**GEORGE HENDRICK 25**  
George Andrew Hendrick Jr.

| BATS  | THROWS | HEIGHT | WEIGHT |
|-------|--------|--------|--------|
| RIGHT | RIGHT  | 6'5"   | 215    |

OPENING DAY AGE 62  
BORN 10/18/49 in Los Angeles, CA  
RESIDES Las Vegas, NV  
TENURE This is his 41st season in professional baseball, 20th as a coach, 7th in the Rays organization.  
POSITION PLAYED Outfielder

## COACHING CAREER

- + Was named Rays first base coach on Nov 21, 2005...is the longest tenured of five first base coaches in club history, ahead of Billy Hatcher (1998-99, 2003-05), Jose Cardenal (2000-01), Lee May (2001-02) and Dave Martinez, who filled in for Hendrick the first three weeks of 2007 while he recovered from knee surgery.
- + Only two current AL first base coaches have been at their post as long: MIN Jerry White (1999) and LAA Alfredo Griffin (2000).
- + Joined the Rays from the Dodgers where he was their minor league hitting coordinator...served as the Dodgers Triple-A hitting coach at Las Vegas for two seasons (2003-04).
- + Was an interim hitting coach for the major league Dodgers during the final two months of 2003 after Jack Clark was dismissed.
- + Was the Padres minor league hitting instructor in 2000 and 2001 and managed their Class-A Lake Elsinore club in 2002...guided the Storm to a 75-65 record and a berth in the California League Championship Series.
- + Served as first base coach for the Angels in 1998-99 under former Rays coach Terry Collins and alongside Angels bench coach Joe Maddon.
- + Was the major league hitting coach for the Cardinals for two seasons (1996-97)...began his coaching career as the Cardinals minor league roving hitting/outfield instructor for three seasons (1993-95).

## PLAYING CAREER

- + Played 18 major league seasons as an outfielder with Oakland (1971-72), Cleveland (1973-

- 76), San Diego (1977-78), St. Louis (1978-84), Pittsburgh (1985) and California (1985-88).
- + A four-time All-Star (1974-75, '80, '83)...earned NL Silver Slugger awards in 1980 (outfield) and 1983 (first base).
- + Earned World Series rings with Oakland in 1972 and St. Louis in 1982 and was a member of the Angels 1986 division-winning team...batted .321 (9-for-28) with 5 RBI in the 1982 World Series.
- + In 1980 while with St. Louis he drove in a career-high 109 runs, 2nd most in the National League, and added a career-high 25 home runs.
- + Finished 4th in the AL in batting in 1983 with a career-best .318 average and was 6th in the league with 97 RBI.
- + Led the majors with 20 outfield assists for the Cardinals in 1979.
- + Between 1973-83 he hit 228 home runs, 12th most in the majors during that span.
- + Led the Indians in home runs in 1976 and the Cardinals each year from 1980-83...hit 25 of Cleveland's 85 home runs in 1976; 18 of St. Louis' 50 home runs in 1981; and 19 of St. Louis' 67 in 1982.
- + In 1968 Oakland made him the first player selected in the January phase of the draft despite the fact that he didn't play high school sports at Fremont High School in Los Angeles.

## PERSONAL & MISC.

- + Has two grown sons, Brian and Damon...Brian played college basketball at the University of California-Berkeley and played professionally in Europe.

## CAREER BATTING

| YEAR                       | CLUB       | AVG         | G           | AB          | R          | H           | 2B         | 3B        | HR         | RBI         | BB         | SO          | SB        |
|----------------------------|------------|-------------|-------------|-------------|------------|-------------|------------|-----------|------------|-------------|------------|-------------|-----------|
| 1968                       | Burlington | .327        | 103         | 364         | 58         | 119         | 25         | 4         | 5          | 60          | 33         | 54          | 4         |
| 1969                       | Lodi       | .307        | 86          | 316         | 47         | 97          | 13         | 2         | 4          | 28          | 33         | 60          | 0         |
| 1970                       | Burlington | .308        | 54          | 109         | 37         | 61          | 9          | 3         | 12         | 43          | 19         | 19          | 1         |
|                            | Birmingham | .286        | 54          | 199         | 30         | 57          | 12         | 0         | 6          | 20          | 17         | 34          | 1         |
| 1971                       | Iowa       | .333        | 63          | 249         | 57         | 83          | 9          | 2         | 21         | 63          | 20         | 43          | 2         |
|                            | Oakland    | .237        | 42          | 114         | 8          | 27          | 4          | 1         | 0          | 8           | 3          | 20          | 0         |
| 1972                       | Iowa       | .273        | 33          | 0           | 9          | 0           | 0          | 0         | 4          | 1           | 9          | 0           | 0         |
|                            | Oakland    | .182        | 58          | 121         | 10         | 22          | 1          | 1         | 4          | 15          | 3          | 22          | 3         |
| 1973                       | Cleveland  | .268        | 113         | 440         | 64         | 118         | 18         | 0         | 21         | 61          | 25         | 71          | 7         |
| 1974                       | Cleveland  | .279        | 139         | 495         | 65         | 138         | 23         | 1         | 19         | 67          | 33         | 73          | 6         |
| 1975                       | Cleveland  | .258        | 145         | 561         | 82         | 145         | 21         | 2         | 24         | 86          | 40         | 78          | 6         |
| 1976                       | Cleveland  | .265        | 149         | 551         | 72         | 146         | 20         | 3         | 25         | 81          | 51         | 82          | 4         |
| 1977                       | San Diego  | .311        | 152         | 541         | 75         | 168         | 25         | 2         | 23         | 81          | 61         | 74          | 11        |
| 1978                       | San Diego  | .243        | 36          | 111         | 9          | 27          | 4          | 0         | 3          | 8           | 12         | 16          | 1         |
|                            | St. Louis  | .288        | 102         | 382         | 55         | 110         | 27         | 1         | 17         | 67          | 28         | 44          | 1         |
| 1979                       | St. Louis  | .300        | 140         | 493         | 67         | 148         | 27         | 1         | 16         | 75          | 49         | 62          | 2         |
| 1980                       | St. Louis  | .302        | 150         | 572         | 73         | 173         | 33         | 2         | 25         | 109         | 32         | 67          | 6         |
| 1981                       | St. Louis  | .284        | 101         | 394         | 67         | 112         | 19         | 3         | 18         | 61          | 41         | 44          | 4         |
| 1982                       | St. Louis  | .282        | 136         | 515         | 65         | 145         | 20         | 5         | 19         | 104         | 37         | 80          | 3         |
| 1983                       | St. Louis  | .318        | 144         | 529         | 73         | 168         | 33         | 3         | 18         | 97          | 51         | 76          | 3         |
| 1984                       | St. Louis  | .277        | 120         | 441         | 57         | 122         | 28         | 1         | 9          | 69          | 32         | 75          | 0         |
| 1985                       | Pittsburgh | .230        | 69          | 256         | 23         | 59          | 15         | 0         | 2          | 25          | 18         | 42          | 1         |
|                            | California | .122        | 16          | 41          | 5          | 5           | 1          | 0         | 2          | 6           | 4          | 8           | 0         |
| 1986                       | California | .272        | 102         | 283         | 45         | 77          | 13         | 1         | 14         | 47          | 26         | 41          | 1         |
| 1987                       | California | .241        | 65          | 162         | 14         | 39          | 10         | 0         | 5          | 25          | 14         | 18          | 0         |
| 1988                       | California | .244        | 69          | 127         | 12         | 31          | 1          | 0         | 3          | 19          | 7          | 20          | 0         |
| <b>Major League Totals</b> |            | <b>.278</b> | <b>2048</b> | <b>7129</b> | <b>941</b> | <b>1980</b> | <b>343</b> | <b>27</b> | <b>267</b> | <b>1111</b> | <b>567</b> | <b>1013</b> | <b>59</b> |



DID YOU KNOW?

## ALL-STAR BALLOTING

Since the first All-Star Game in 1933, selection of the All-Stars has shifted on several occasions between fans, players and managers. In 1933 and 1934, selection of the All-Star teams was up to the fans, who could vote for All-Stars through newspaper ads featuring official ballots.

From 1935 to 1946, each league's eight managers selected the participants while the All-Star Team managers chose the starters. Balloting for the starting lineups, tabulated by the Associated Press, was returned to the fans from 1947 to 1957. However, a case of ballot-stuffing by Cincinnati fans in 1957 prompted Commissioner Ford Frick to make player selection the privilege of managers, players and coaches from 1958 to 1969.

Commissioner Bowie Kuhn returned voting to the fans in 1970. Since then, All-Star fan balloting has developed into the largest voter participation program in the U.S. outside of state and national elections.

Under the current format revised in 2003, major league players began electing a reserve for each position as well as five starting pitchers and three relievers. The All-Star managers select the starting pitcher from among those pitchers already elected by the players. The managers also select the remainder of the roster spots except for the final spot while ensuring that each team has at least one representative. The All-Star Game manager, guided by the Commissioner's Office, then selects a list of five nominees for the fans to choose from for the final roster spot for each league's team. The Final Man Vote began in 2002.



PITCHING COACH  
**JIM HICKEY 48**  
James Joseph Hickey

| BATS  | THROWS | HEIGHT | WEIGHT |
|-------|--------|--------|--------|
| RIGHT | RIGHT  | 6'2"   | 225    |

OPENING DAY AGE 50  
BORN 10/12/61 in Chicago, IL  
RESIDES St. Cloud, FL  
TENURE This is his 30th season in professional baseball, his 9th as major league pitching coach, 6th with the Rays.  
POSITION PLAYED Pitcher

## COACHING CAREER

- + Begins his sixth season with the Rays, the longest-tenured pitching coach in club history... named to the post on Nov 18, 2006...the Rays had 6 pitching coaches in their first 9 years: Rick Williams (1998-2000), Bill Fischer (2000-01), Jackie Brown (2002), Chris Bosio (2003), Chuck Hernandez (2004-05) and Mike Butcher (2006).
- + Only three current AL pitching coaches have been at their post as long: MIN Rick Anderson (2002), CWS Don Cooper (2002) and LAA Mike Butcher (2007).
- + Has been to the postseason in five of his eight seasons as a major league pitching coach... only two other pitching coaches have been to the postseason as many times since 2004: STL Dave Duncan (5) and PHI Rich Dubee (5).
- + Is one of just seven pitching coaches in the last five decades to go to the World Series with two different franchises...joins Dave Duncan, Mel Stottlemyre, Larry Rothschild, Johnny Sain, Stan Williams and Dave Wallace.
- + In the last four seasons Rays pitchers have posted their four lowest team ERAs in club history: 3.82 in 2008, 4.33 in 2009, 3.78 in 2010 and 3.58 in 2011...the Rays have set virtually every team pitching record under Hickey.
- + In 2011 the Rays pitching staff was 2nd in the AL with a club-record 3.58 ERA...their 614 runs allowed were the 3rd fewest by an AL team in the last 20 years...the starting rotation—all homegrown and all under the age of 30—led the AL with 1,058 IP, a 3.53 ERA, 824 strikeouts and a club-record 15 complete games.
- + Rays pitchers in 2011 held opponents to a .234 batting avg., lowest by an AL team since 1972 when the Angels (.223), Orioles (.224) and A's (.226) all did it...their 1,263 hits and 161 HR allowed were fewest in club history.
- + In 2010, Rays pitchers held opponents to a .244 average and permitted only 11.58 base runners per 9 innings...both led the AL.
- + In 2008, Rays pitchers improved from last in the majors in ERA (5.53) to 3rd (3.82).
- + In 2007, his first season with the Rays, Tampa Bay pitchers topped the AL with a club-record 1,194 strikeouts, currently the 12th-highest total in AL history.
- + Joined the Rays from Houston, where he spent the previous 16 seasons in the organization as a pitching coach, the last two and a half seasons on the major league staff...in each of his two full seasons as major league pitching coach, Houston finished second in the NL in ERA (3.51 in 2005 and 4.08 in 2006) and featured the league's ERA champion (Roger Clemens in 2005 and Roy Oswalt in 2006)... his 2005 staff, which advanced to the World Series, had three pitchers among the top seven in ERA and yielded the fewest runs and walks in the NL...in 2006 they finished second and third in those categories, and tied the Mets for the most shutouts with 12.
- + Promoted to the ML staff on an interim basis on July 14, 2004 when Phil Garner was named interim manager...that Houston club advanced to the National League Championship Series... he was named full-time pitching coach in November 2004.

- + Joined the Astros from Triple-A New Orleans where he was in his seventh season as the Zephyrs pitching coach...in 2002 and 2003, his New Orleans staffs led the Pacific Coast League in ERA...in 2004, the staff went through 16 different starters and posted a 3.41 ERA... in 2001 the Zephyrs finished with the second-best ERA in the PCL en route to the PCL championship...his 1998 staff recorded 10 shutouts as New Orleans claimed their first-ever Triple-A World Series.
- + In 2002, served on the coaching staff for the Triple-A All-Star Game and was selected as a coach for the MLB All-Star Futures Game in Milwaukee...that same season was named the Astros Player Development Man of the Year.

## PLAYING CAREER

- + Was a 13th-round selection of the Chicago White Sox in the 1983 June Draft and played eight seasons in the minor leagues with the White Sox, Dodgers and Astros...posted his

best season in 1984, finishing 13-5 with a 1.81 ERA for Midwest League champion Appleton...concluded his playing career in 1989 with Double-A Columbus (Ga., Astros).

## PERSONAL & MISC.

- + In February 2010, was inducted to the Athletics Hall of Fame at his alma mater, University of Texas Pan American.
- + A standout at the University of Texas Pan American Hickey was a first-team All-American selection in 1983 after finishing the season 16-2 with a 1.66 ERA...struck out 109 batters in 130.1 innings while only surrendering 19 walks...that season helped the Broncos to a school-record 64 wins and a berth in the NCAA tournament.
- + Hickey and his wife, Jennifer, reside in St. Cloud, Fla., with their two sons, Austin and Cameron, and daughter, Addison.

## CAREER PITCHING

| YEAR                       | CLUB          | LEAGUE               | W         | L         | ERA         | G          | GS        | CG       | SHO      | SV        | IP           | H          | R          | ER         | HR        | BB         | SO         |
|----------------------------|---------------|----------------------|-----------|-----------|-------------|------------|-----------|----------|----------|-----------|--------------|------------|------------|------------|-----------|------------|------------|
| 1983                       | Niagara Falls | New York-Penn (SS-A) | 7         | 4         | 3.91        | 16         | 15        | 2        | 0        | 0         | 94.1         | 102        | 50         | 41         | 3         | 39         | 76         |
| 1984                       | Appleton      | Midwest (A)          | 13        | 5         | 1.81        | 49         | 0         | 0        | 0        | 20        | 99.1         | 88         | 30         | 20         | 2         | 32         | 96         |
| 1985                       | Buffalo       | American Assn. (AAA) | 1         | 0         | 7.71        | 7          | 1         | 0        | 0        | 0         | 16.1         | 25         | 14         | 14         | 3         | 5          | 12         |
|                            | Glenn Falls   | Eastern (AA)         | 7         | 6         | 3.86        | 25         | 10        | 4        | 1        | 2         | 93.1         | 92         | 46         | 40         | 6         | 42         | 39         |
| 1986                       | Birmingham    | Southern (AA)        | 6         | 5         | 3.17        | 42         | 4         | 0        | 0        | 7         | 96.2         | 94         | 46         | 34         | 6         | 37         | 67         |
| 1987                       | Birmingham    | Southern (AA)        | 0         | 2         | 6.29        | 7          | 1         | 1        | 0        | 0         | 24.1         | 28         | 20         | 17         | 8         | 7          | 14         |
| 1988                       | San Antonio   | Texas (AA)           | 0         | 2         | 2.85        | 17         | 1         | 0        | 0        | 0         | 41.0         | 41         | 19         | 13         | 4         | 11         | 15         |
| 1989                       | Columbus      | Southern (AA)        | 2         | 6         | 4.61        | 26         | 6         | 1        | 0        | 0         | 82.0         | 90         | 51         | 42         | 9         | 19         | 41         |
| <b>Minor League Totals</b> |               |                      | <b>36</b> | <b>30</b> | <b>4.26</b> | <b>189</b> | <b>38</b> | <b>8</b> | <b>1</b> | <b>29</b> | <b>547.1</b> | <b>560</b> | <b>276</b> | <b>221</b> | <b>41</b> | <b>192</b> | <b>360</b> |



### DID YOU KNOW?

## THE SAVE RULE

### ADOPTED IN 1969 ON RECOMMENDATION OF THE BBWAA

#### Rule 10.20 Saves for Relief Pitchers

Credit a pitcher with a save when he meets all three of the following conditions:

[1] He is the finishing pitcher in a game won by his club; and

[2] He is not the winning pitcher; and

[3] He qualified under one of the following conditions:

(a) He enters the game with a lead of no more than three runs and pitches for at least one inning.

(b) He enters the game, regardless of the count, with the potential tying run either on base, or at bat, or on deck (that is, the potential tying run is either already on base or is one of the first two batsmen he faces); or

(c) He pitches effectively for at least three innings.

**BENCH COACH**  
**DAVE MARTINEZ 4**  
David Martinez

| BATS | THROWS | HEIGHT | WEIGHT |
|------|--------|--------|--------|
| LEFT | LEFT   | 5'10"  | 190    |

OPENING DAY AGE 47  
BORN 9/26/64 in Brooklyn, NY  
RESIDES Safety Harbor, FL  
TENURE **Completes his 24th season in professional baseball, 5th as a full-time coach.**  
POSITION PLAYED **Outfielder**

### COACHING CAREER

- Named Rays bench coach on Oct 11, 2007...the Rays are 368-280 (.568) during that span...served as a spring training coach for Rays Manager Joe Maddon in 2006 and 2007...filled in as first base coach the first three weeks of the 2007 regular season while George Hendrick recovered from knee surgery...he also oversees baserunning and bunting.
- Is the seventh bench coach in club history and the longest tenured, following Frank Howard (1998-99), Bill Russell (2000), Hal McRae (2001), Billy Hatcher (2001-02), John McLaren (2003-05) and Bill Evers (2006-07).
- Is the second former Tampa Bay player to join the Rays major league coaching staff...Wade Boggs served as hitting coach in 2001.
- Has made three trips to the postseason in his four years as a coach after making only one postseason appearance in 16 seasons as a player.

### PLAYING CAREER

- An original Devil Ray, he played 16 seasons in the majors with eight different teams from 1986-2001...was a career .276 hitter, playing in 1,919 games and collecting 1,599 hits.
- Played center field, right field and first base...also pitched in two games, reaching 87 mph the first time he threw for Montreal in 1990.
- Played with the Rays from 1998-2000, batting .272 in 261 games...was the starting right fielder in each of the Rays first three seasons...in the inaugural game on March 31, 1998 vs. DET he recorded the first hit in franchise history, a third-inning single off the first base bag against Justin Thompson.

- Was also the first Rays player to steal two bases in a game and the first to record an inside-the-park home run when he did it off Hideki Irabu on July 10, 1998 vs. NYY, 11 days before a hamstring injury ended his season.
- Rebounded to have his best season with the Rays in 1999...in 131 starts, he set career highs in at-bats (514), hits (146), doubles (25) and RBI (66) and led the team with 79 runs scored...was leading the majors in outfield assists the following year when he was traded to the Cubs for pitcher Mark Guthrie on May 12...was traded two more times that season—first to Texas, then to Toronto—making it three trades in a span of 83 days.
- His last season in the majors came with Atlanta in 2001 and for the first time in his 16-year major league career, his team made it to the postseason...the last five games of his career were in the postseason after 1,919 games without.
- Was a teammate of Rays third base coach Tom Foley with the Expos, 1988-91.
- Prior to joining the Rays, batted .302 combined during three years with the White Sox...had a career-best 19-game hitting streak with the Sox in 1997...won the Carolina League batting title with Winston-Salem in 1985 when he batted .342.

### PERSONAL & MISC.

- He and his wife, Lisa, have four children: David Joshua (22), Jagger Lee (18), Dalton Richard (17) and Angelica Kathleen (14).
- Last fall Jagger completed his freshman season on Northwestern University's Big 10 Champion Soccer team.

## CAREER BATTING

| YEAR                       | CLUB          | AVG         | G           | AB          | R          | H           | 2B         | 3B        | HR        | RBI        | BB         | SO         | SB         |
|----------------------------|---------------|-------------|-------------|-------------|------------|-------------|------------|-----------|-----------|------------|------------|------------|------------|
| 1983                       | Geneva        | .261        | 64          | 241         | 35         | 63          | 15         | 2         | 5         | 33         | 40         | 52         | 16         |
|                            | Quad City     | .244        | 44          | 119         | 17         | 29          | 6          | 2         | 0         | 10         | 26         | 30         | 10         |
| 1984                       | Quad City     | .220        | 12          | 41          | 6          | 9           | 2          | 2         | 0         | 5          | 9          | 13         | 3          |
| 1985                       | Winston-Salem | .342        | 115         | 386         | 52         | 132         | 14         | 4         | 5         | 54         | 62         | 35         | 38         |
| 1986                       | Iowa          | .289        | 83          | 318         | 52         | 92          | 11         | 5         | 5         | 32         | 36         | 34         | 42         |
|                            | Chicago-NL    | .139        | 53          | 108         | 13         | 15          | 1          | 1         | 1         | 7          | 6          | 22         | 4          |
| 1987                       | Chicago-NL    | .292        | 142         | 459         | 70         | 134         | 18         | 8         | 8         | 36         | 57         | 96         | 16         |
| 1988                       | Chicago-NL    | .254        | 75          | 256         | 27         | 65          | 10         | 1         | 4         | 34         | 21         | 46         | 7          |
|                            | Montreal      | .257        | 63          | 191         | 24         | 49          | 3          | 5         | 2         | 12         | 17         | 48         | 16         |
| 1989                       | Montreal      | .274        | 126         | 361         | 41         | 99          | 16         | 7         | 3         | 27         | 27         | 57         | 23         |
| 1990                       | Montreal      | .279        | 118         | 391         | 60         | 109         | 13         | 5         | 11        | 39         | 24         | 48         | 13         |
| 1991                       | Montreal      | .295        | 124         | 396         | 47         | 117         | 18         | 5         | 7         | 42         | 20         | 54         | 16         |
| 1992                       | Cincinnati    | .254        | 135         | 393         | 47         | 100         | 20         | 5         | 3         | 31         | 42         | 54         | 12         |
| 1993                       | Phoenix       | .467        | 3           | 15          | 4          | 7           | 0          | 0         | 0         | 2          | 1          | 1          | 1          |
|                            | San Francisco | .241        | 91          | 241         | 28         | 58          | 12         | 1         | 5         | 27         | 27         | 39         | 6          |
| 1994                       | San Francisco | .247        | 97          | 235         | 23         | 58          | 9          | 3         | 4         | 27         | 21         | 22         | 3          |
| 1995                       | Chicago-AL    | .307        | 119         | 303         | 49         | 93          | 16         | 4         | 5         | 37         | 31         | 41         | 8          |
| 1996                       | Chicago-AL    | .318        | 146         | 440         | 85         | 140         | 20         | 8         | 10        | 53         | 52         | 52         | 15         |
| 1997                       | Chicago-AL    | .286        | 145         | 504         | 78         | 144         | 16         | 6         | 12        | 55         | 55         | 69         | 12         |
| 1998                       | Tampa Bay     | .256        | 90          | 309         | 31         | 79          | 11         | 0         | 3         | 20         | 35         | 52         | 8          |
| 1999                       | Tampa Bay     | .284        | 143         | 514         | 79         | 146         | 25         | 5         | 6         | 66         | 60         | 76         | 13         |
| 2000                       | Tampa Bay     | .260        | 29          | 104         | 12         | 27          | 4          | 2         | 1         | 12         | 10         | 17         | 1          |
|                            | Texas         | .269        | 38          | 119         | 14         | 32          | 4          | 1         | 2         | 12         | 14         | 20         | 2          |
|                            | Toronto       | .311        | 47          | 180         | 29         | 56          | 10         | 1         | 2         | 22         | 24         | 28         | 4          |
|                            | Chicago-NL    | .185        | 18          | 54          | 5          | 10          | 1          | 1         | 0         | 1          | 2          | 8          | 1          |
| 2001                       | Atlanta       | .287        | 120         | 237         | 33         | 68          | 11         | 3         | 2         | 20         | 21         | 44         | 3          |
| <b>Rays Totals</b>         |               | <b>.272</b> | <b>262</b>  | <b>927</b>  | <b>122</b> | <b>252</b>  | <b>40</b>  | <b>7</b>  | <b>10</b> | <b>98</b>  | <b>105</b> | <b>145</b> | <b>22</b>  |
| <b>Major League Totals</b> |               | <b>.276</b> | <b>1919</b> | <b>5795</b> | <b>795</b> | <b>1599</b> | <b>238</b> | <b>72</b> | <b>91</b> | <b>580</b> | <b>567</b> | <b>893</b> | <b>183</b> |



DID YOU KNOW?

## THE ORIGINAL RAYS

### OPENING DAY ROSTER, 1998

#### Pitchers

Wilson Alvarez  
 Rolando Arrojo  
 Dan Carlson  
 Rick Gorecki  
 Roberto Hernandez  
 Albie Lopez  
 Jim Mecir  
 Tony Saunders  
 Dennis Springer  
 Ramon Tatis  
 Esteban Yan

#### Catchers

Mike DiFelice  
 John Flaherty

#### Infielders

Wade Boggs  
 Miguel Cairo  
 Aaron Ledesma  
 Fred McGriff  
 Bobby Smith  
 Paul Sorrento  
 Kevin Stocker

#### Outfielders

Rich Butler  
 Mike Kelly  
 Dave Martinez  
 Quinton McCracken  
 Bubba Trammell

#### Manager

Larry Rothschild



HITTING COACH  
**DEREK SHELTON 17**

Derek Lee Shelton

| BATS  | THROWS | HEIGHT | WEIGHT |
|-------|--------|--------|--------|
| RIGHT | RIGHT  | 6'0"   | 215    |

OPENING DAY AGE 41  
BORN 7/30/70 in Carbondale, IL  
RESIDES St. Pete Beach, FL  
TENURE This is his 18th season in professional baseball, 8th as a major league coach, 3rd in the Rays organization.  
POSITION PLAYED Catcher

**COACHING CAREER**

- + Named the Rays sixth hitting coach on Oct 21, 2009...follows Steve Henderson (1998, 2006-09), Leon Roberts (1999-2000), Wade Boggs (2001), Milt May (2002) and Lee Elia (2003-05).
- + Last November he served as hitting coach for the MLB All-Star squad that played 5 games against the Chinese Taipei national team in Taiwan...the MLB All-Stars swept the series.
- + In his first season with the Rays in 2010, the offense ranked 3rd in the majors with 802 runs scored...Rays hitters set a club record with a major-league-high 672 walks.
- + Spent the previous five seasons as hitting coach for the Cleveland Indians...named to that post on June 4, 2005 at the age of 34, replacing Hall of Famer Eddie Murray...in his first full season in the position in 2006, the Indians finished 2nd in the majors in runs scored with 860...they had been 12th over the four previous seasons with an average of 771 runs scored.
- + Over his tenure Cleveland ranked 5th in the majors in runs scored, 7th in avg., 2nd in doubles, 3rd in OBP, 6th in slugging and 10th in HR...in each of his first four seasons the Indians ranked 8th or higher in the majors in runs scored.
- + Before his arrival in June 2005, the Indians hit .243 and scored 3.96 runs per game in their first 53 games, both worst in the AL in that span...after his hiring they hit .285 (1st in majors) and scored 5.33 runs per game (3rd in majors).
- + Was with the Indians for seven seasons...was their minor league hitting coordinator from 2003-05.

- + Spent the previous six seasons in the Yankees system...began his coaching career with the Rookie-Level GCL Yankees in 1997 and earned promotions to Class-A Tampa in 1998 and Double-A Norwich in 1999...managed three years for the GCL Yankees (2000-01) and Short-A Staten Island (2002), leading his clubs to three first-place finishes and league championships in 2001 and '02.

**PLAYING CAREER**

- + Played two years (1992-93) as a catcher in the Yankees system...underwent elbow surgery after the 1993 season, ending his career.
- + At Class-A Greensboro played under former Rays coach and current field coordinator Bill Evers.

**PERSONAL & MISC.**

- + His father, Ron, was a lefty who pitched two seasons (1966-67) at Bluefield (Orioles) in the Appalachian League...Ron played with another Ron Shelton at Bluefield in 1967...the other Ron Shelton is the award-winning film director and screenwriter of more than 20 movies, most notably *Bull Durham* (1988), *White Men Can't Jump* (1992) and *Tin Cup* (1996).
- + Graduated from Southern Illinois University with a degree in criminal justice...caught four seasons for the Salukis, 1989-92...as a junior, he led the Missouri Valley Conference by throwing out 43 percent of opposing base stealers...named to the All-Missouri Valley Conference Academic Team as a junior in 1991.
- + Resides in St. Pete Beach with his wife, Alison, and three children, Jackson, Isabella and Gianna.

## CAREER BATTING

| YEAR                       | CLUB       | LEAGUE               | AVG         | G         | AB         | R         | H         | 2B       | 3B       | HR       | RBI       | BB        | SO        | SB       |
|----------------------------|------------|----------------------|-------------|-----------|------------|-----------|-----------|----------|----------|----------|-----------|-----------|-----------|----------|
| 1992                       | Oneonta    | New York-Penn (SS-A) | .382        | 23        | 68         | 4         | 26        | 4        | 0        | 0        | 13        | 13        | 15        | 0        |
| 1993                       | Greensboro | South Atlantic (A)   | .291        | 23        | 55         | 7         | 16        | 4        | 0        | 1        | 6         | 6         | 4         | 0        |
| <b>Minor League Totals</b> |            |                      | <b>.341</b> | <b>46</b> | <b>123</b> | <b>11</b> | <b>42</b> | <b>8</b> | <b>0</b> | <b>1</b> | <b>19</b> | <b>19</b> | <b>19</b> | <b>0</b> |

## MANAGERIAL RECORD

| YEAR                       | CLUB          | LEAGUE               | WON        | LOST      | PCT.        | POSITION |
|----------------------------|---------------|----------------------|------------|-----------|-------------|----------|
| 2000                       | GCL Yankees   | Gulf Coast (R)       | 38         | 22        | .633        | First    |
| 2001                       | GCL Yankees   | Gulf Coast (R)       | 35         | 25        | .583        | First    |
| 2002                       | Staten Island | New York-Penn (SS-A) | 48         | 26        | .649        | First    |
| <b>Minor League Totals</b> |               |                      | <b>121</b> | <b>73</b> | <b>.624</b> |          |



DID YOU KNOW?

## RAYS AND THE RULE 5 DRAFT

Minor league players who have played three seasons (if they were signed when they were 20 or older) or four seasons (if they were signed when they were 19 or younger) and are not on a 40-man major league roster, are eligible to be drafted by other major league clubs in the Rule 5 Draft held each year at baseball's Winter Meetings. When a player is drafted, he must remain on the 40-man roster of the team that selects him until the season ends and must spend at last 90 days on the 25-man roster before he can be optioned to the minors without going through waivers. The team from which he was drafted can reclaim him for half of the draft price (\$50,000) if he is placed on waivers. A total of five Rule 5 Draft picks have appeared in a game for the Rays: David Lamb (1999), Damian Rolls (2000-04), Steve Kent (2002), Felix Escalona (2002-03) and Jorge Sosa (2002-04).

In 2002, the Rays became the first team since the 1968 Chicago Cubs to have three Rule 5 players on their Opening Day roster and the first team since the 1981 Minnesota Twins to have three Rule 5 players on their roster at any given time during the season. Below are the Rays Rule 5 selections:

| YEAR | PLAYER                             | ACQUIRED FROM | STATUS WITH THE RAYS                             |
|------|------------------------------------|---------------|--|
| 1998 | David Lamb, INF                    | BAL           | Claimed by NYM on waivers, Feb 7, 2000           |
| 1999 | Chad Ogea, RHP                     | DET           | Released in spring training, March 29, 2000      |
|      | Chris Reitsma, RHP                 | BOS           | Offered back to BOS (accepted March 28, 2000)    |
|      | Damian Rolls, INF/OF               | LAD           | Released Nov 19, 2004                            |
| 2001 | Kevin McGlinchy, RHP               | ATL           | DL'd all of 2002 and 2003; released              |
|      | Steve Kent, LHP <sup>[1]</sup>     | SEA           | Active all of 2002; released; re-signed with SEA |
|      | Felix Escalona, INF <sup>[2]</sup> | HOU           | Claimed by BAL on waivers, May 19, 2003          |
|      | Jorge Sosa, RHP <sup>[3]</sup>     | SEA           | Traded to ATL, March 31, 2005                    |
| 2002 | Hector Luna, 2B                    | CLE           | Offered back to CLE (accepted March 29, 2003)    |
| 2003 | Alec Zumwalt, RHP                  | ATL           | Offered back to ATL (accepted March 17, 2003)    |
| 2004 | Angel Garcia, RHP <sup>[4]</sup>   | MIN           | Offered back to MIN (accepted March 30, 2005)    |
| 2005 | Steve Andrade, RHP                 | TOR           | Traded to SD, Dec 7, 2005                        |
| 2006 | Ryan Goleski, OF                   | CLE           | Traded to OAK, Dec 7, 2006                       |
| 2007 | Tim Lahey, RHP                     | MIN           | Traded to CHC, Dec 6, 2007                       |
| 2008 | Derek Rodriguez, RHP               | CWS           | Offered back to CWS (accepted March 23, 2009)    |
| 2009 | Armando Zerpa, LHP                 | BOS           | Traded to LAD, Dec 10, 2009                      |
| 2010 | Cesar Cabral, LHP                  | BOS           | Offered back to BOS (accepted March 28, 2011)    |

[1] ACQUIRED FROM ANAHEIM FOR CASH; [2] CLAIMED OFF WAIVERS FROM SAN FRANCISCO;

[3] CLAIMED OFF WAIVERS FROM MILWAUKEE; [4] VIA TRADE FROM ARIZONA



SENIOR BASEBALL ADVISOR

# DON ZIMMER 64

Donald William Zimmer

|                      |                        |                       |                      |
|----------------------|------------------------|-----------------------|----------------------|
| BATS<br><b>RIGHT</b> | THROWS<br><b>RIGHT</b> | HEIGHT<br><b>5'9"</b> | WEIGHT<br><b>177</b> |
|----------------------|------------------------|-----------------------|----------------------|

OPENING DAY AGE **81**  
BORN **1/17/31** in Cincinnati, OH  
RESIDES **Seminole, FL**  
TENURE **This is 64th year in baseball, 54th in the major leagues as a player, coach or manager, 9th with the Rays.**  
POSITION PLAYED **Infielder**

## COACHING CAREER

+ Was named senior baseball advisor for the Rays on Jan 8, 2004...Zimmer is in uniform as a coach during spring training and for pregame practices at all regular season home games... he also assists the Rays in the area of community affairs.

### BASEBALL LIFERS

While official records are not kept, below is an unofficial list of the individuals who currently have 60-plus years in professional baseball.

|                   | TENURE          | FIRST YEAR  |
|-------------------|-----------------|-------------|
| Johnny Pesky      | 69 years        | 1940        |
| Red Schoendienst  | 66 years        | 1942        |
| Tommy LaSorda     | 65 years        | 1945        |
| <b>Don Zimmer</b> | <b>63 years</b> | <b>1949</b> |
| Wayne Terwilliger | 62 years        | 1948        |

### MOST YEARS IN UNIFORM

|                              |          |
|------------------------------|----------|
| New York Yankees             | 10       |
| Chicago Cubs                 | 9        |
| <b>Tampa Bay Rays</b>        | <b>8</b> |
| Boston Red Sox               | 8        |
| Los Angeles/Brooklyn Dodgers | 7        |

- + Wears No. 64 for his 64 years in baseball.
- + Has been to the postseason 18 times and has had a role in 68 postseason games...owns six World Series rings: four as a coach with the Yankees and two as a player for Brooklyn (1955) and Los Angeles (1959).
- + Has been a major league coach or manager every year since 1971, 41 years total...prior to joining the Rays he spent eight seasons as bench coach for Yankees Manager Joe Torre.

- + The Rays are the ninth major league club for which he has worn a uniform as a coach or manager...also Expos, Padres, Red Sox, Rangers, Yankees, Cubs, Giants and Rockies... also wore five other ML uniforms as a player: Brooklyn and Los Angeles Dodgers, Washington Senators, Mets and Reds.
- + Managed 13 seasons in the majors compiling an 885-858 (.508) record with the Padres, Red Sox, Rangers and Cubs...he was named National League Manager of the Year in 1989 after guiding the Cubs to the National League East Division title with a 93-69 record...received 23 of 24 first-place votes from the BBWAA.
- + Managed the Red Sox in 1978 when they lost a one-game playoff to the Yankees.
- + Managed the Yankees for the first 36 games (21-15) of the 1999 season when Joe Torre was recovering from prostate cancer.
- + Became the third base coach on manager Lou Piniella's staff with the Yankees midway through 1986 after he was dismissed by the Cubs...in 1990, he managed the major league All-Star Team that toured Japan.

## PLAYING CAREER

- + His major league playing career spanned 12 seasons (1954-65) as an infielder with the Dodgers (Brooklyn and Los Angeles), Cubs, Mets, Reds and Senators...he also played the 1966 season in Japan with the Toei Flyers.
- + Began his playing career in 1949 after signing with the Brooklyn Dodgers...in 1950, he stole home 10 times while playing for Hornell of the Pennsylvania-Ohio-New York League.

- + While playing for St. Paul in the American Association he was hit in the head by a pitch from Jim Kirk on July 7, 1953...missed the rest of the season...had 23 home runs and 63 RBI at the time he was injured.
- + Made his major league debut for the Brooklyn Dodgers the next season and on July 2 at PHI he tripled off Curt Simmons for his first major league hit.
- + Was hit in the head again by a pitch in 1956, this time by CIN Hal Jeffcoat...suffered a fractured cheekbone and didn't play the rest of the season...got hit again as a coach in 1999 when NYY Chuck Knoblauch's foul ball found him in the dugout.
- + Made the 1961 All-Star Team as a second baseman for the Cubs, his lone All-Star appearance as a player.
- + Was the first player to try on a Mets uniform, modeling it at Huggins-Stengel Field in St. Petersburg before spring training opened in 1962...was the Mets first third baseman but started the season 0-for-34 before getting his first hit.
- + Attended Western Hills High School in Cincinnati with former Kansas City and Cubs manager Jim Frey.
- + In April 2011 he was inducted into the Cincinnati Public High School Sports Hall of Fame.
- + Teamed with NY Daily News columnist Bill Madden for a New York Times best-seller, *Zim: A Baseball Life*...book was released in 2001...the two combined on another book, *The Zen of Zim*, released in July 2004.
- + Has two children, Thomas and Donna, and four grandchildren, including Beau, a news reporter for WTSP-TV (10) in St. Petersburg, and Whitney, a 2009 graduate of the University of Massachusetts where she played softball and started four years at third base...she left with a .341 career average, 28 home runs and 156 RBI, most in school history.
- + Entered the Red Sox Hall of Fame in September 2010 along with Jimmy Piersall, Tommy Harper and John Valentin.

## PERSONAL & MISC.

- + Don and his wife, Jean (Soot), purchased a condo in Seminole, Fla., five years ago after residing in Treasure Island, Fla., for 49 years...Don and Soot, his high school sweetheart, were married on Aug 16, 1951, at home plate in the baseball stadium at Elmira, N.Y.

## MANAGERIAL RECORD

| YEAR                | CLUB           | LEAGUE        | WON | LOST | PCT. | POSITION          |
|---------------------|----------------|---------------|-----|------|------|-------------------|
| 1967                | Knoxville      | Southern      | 26  | 46   | .361 | Sixth             |
|                     | Buffalo        | International | 33  | 40   | .452 | Seventh           |
| 1968                | Indianapolis   | Pacific Coast | 66  | 78   | .458 | Fifth             |
| 1969                | Key West       | Florida State | 67  | 63   | .515 | Third (tie)       |
| 1970                | Salt Lake City | Pacific Coast | 44  | 99   | .308 | Fourth            |
| 1972                | San Diego      | National      | 54  | 88   | .380 | Sixth             |
| 1973                | San Diego      | National      | 60  | 102  | .370 | Sixth             |
| 1976                | Boston         | American      | 42  | 34   | .552 | Third             |
| 1977                | Boston         | American      | 97  | 64   | .602 | Second (Tie)      |
| 1978                | Boston         | American      | 99  | 64   | .607 | Second            |
| 1979                | Boston         | American      | 91  | 69   | .569 | Third             |
| 1980                | Boston         | American      | 82  | 73   | .529 | Fourth            |
| 1981                | Texas          | American      | 33  | 22   | .600 | Second (1st Half) |
|                     |                |               | 24  | 26   | .480 | Third (2nd Half)  |
| 1982                | Texas          | American      | 38  | 58   | .396 | Sixth             |
| 1988                | Chicago        | National      | 77  | 85   | .475 | Fourth            |
| 1989                | Chicago        | National      | 93  | 69   | .574 | First             |
| 1990                | Chicago        | National      | 77  | 85   | .475 | Fourth (Tie)      |
| 1991                | Chicago        | National      | 18  | 19   | .486 | Fourth            |
| Minor League Totals |                |               | 236 | 326  | .420 |                   |
| Major League Totals |                |               | 885 | 858  | .508 |                   |



## CAREER BATTING

| YEAR                       | CLUB           | AVG         | G           | AB          | R          | H          | 2B         | 3B        | HR        | RBI        | BB         | SO         | SB        |
|----------------------------|----------------|-------------|-------------|-------------|------------|------------|------------|-----------|-----------|------------|------------|------------|-----------|
| 1949                       | Cambridge      | .227        | 71          | 304         | 56         | 69         | 14         | 3         | 4         | 30         | 40         | 62         | 26        |
| 1950                       | Hornell        | .315        | 123         | 518         | 146        | 163        | 34         | 5         | 23        | 122        | 51         | 70         | 63        |
| 1951                       | Elmira         | .273        | 137         | 546         | 94         | 149        | 28         | 2         | 9         | 70         | 24         | 74         | 25        |
| 1952                       | Mobile         | .319        | 153         | 613         | 107        | 190        | 32         | 7         | 17        | 91         | 25         | 11         | 14        |
| 1953                       | St. Paul       | .300        | 81          | 320         | 57         | 96         | 14         | 4         | 23        | 63         | 21         | 50         | 12        |
| 1954                       | St. Paul       | .291        | 71          | 268         | 54         | 78         | 9          | 6         | 17        | 53         | 28         | 44         | 13        |
|                            | Brooklyn       | .182        | 24          | 33          | 3          | 6          | 0          | 1         | 0         | 0          | 3          | 8          | 2         |
| 1955                       | Brooklyn       | .239        | 88          | 280         | 38         | 67         | 10         | 1         | 15        | 50         | 19         | 66         | 5         |
| 1956                       | Brooklyn       | .300        | 17          | 20          | 4          | 6          | 1          | 0         | 0         | 2          | 0          | 7          | 0         |
| 1957                       | Brooklyn       | .219        | 84          | 269         | 23         | 59         | 9          | 1         | 6         | 19         | 16         | 63         | 1         |
| 1958                       | Los Angeles-NL | .262        | 127         | 455         | 52         | 119        | 15         | 2         | 17        | 60         | 28         | 92         | 14        |
| 1959                       | Los Angeles-NL | .165        | 97          | 249         | 21         | 41         | 7          | 1         | 4         | 28         | 37         | 56         | 3         |
| 1960                       | Chicago-NL     | .258        | 132         | 368         | 37         | 95         | 16         | 7         | 6         | 35         | 27         | 56         | 8         |
| 1961                       | Chicago-NL     | .252        | 128         | 447         | 57         | 120        | 25         | 4         | 13        | 40         | 25         | 70         | 5         |
| 1962                       | New York-NL    | .077        | 14          | 52          | 3          | 4          | 1          | 0         | 0         | 1          | 3          | 10         | 0         |
|                            | Cincinnati     | .250        | 63          | 192         | 16         | 48         | 11         | 2         | 2         | 16         | 14         | 30         | 1         |
| 1963                       | Los Angeles-NL | .217        | 22          | 23          | 4          | 5          | 1          | 0         | 1         | 2          | 3          | 10         | 0         |
|                            | Washington     | .248        | 83          | 298         | 37         | 74         | 12         | 1         | 13        | 44         | 18         | 57         | 3         |
| 1964                       | Washington     | .246        | 121         | 341         | 38         | 84         | 16         | 2         | 12        | 38         | 27         | 94         | 1         |
| 1965                       | Washington     | .199        | 95          | 226         | 20         | 45         | 6          | 0         | 2         | 17         | 26         | 59         | 2         |
| 1966                       | Toei (Japan)   | .182        | 87          | 203         | 14         | 37         | 2          | 0         | 9         | 29         | 0          | 0          | 0         |
| 1967                       | Knoxville      | .204        | 25          | 49          | 2          | 10         | 3          | 0         | 0         | 5          | 0          | 0          | 0         |
|                            | Buffalo        | .182        | 16          | 33          | 2          | 6          | 2          | 0         | 1         | 2          | 0          | 0          | 0         |
| <b>Major League Totals</b> |                | <b>.235</b> | <b>1095</b> | <b>3283</b> | <b>353</b> | <b>773</b> | <b>130</b> | <b>22</b> | <b>91</b> | <b>352</b> | <b>246</b> | <b>678</b> | <b>45</b> |



DID YOU KNOW?

## TAMPA BAY RAYS EXPANSION DRAFT SELECTIONS NOVEMBER 18, 1997

### ROUND 1

1. Tony Saunders, LHP  
Florida
2. Quinton McCracken, OF  
Colorado
3. Bobby Abreu, OF  
Houston
4. Miguel Cairo, 2B  
Chicago (NL)
5. Rich Butler, OF  
Toronto
6. Bobby Smith, 3B  
Atlanta
7. Jason Johnson, RHP  
Pittsburgh
8. Dmitri Young, OF/1B  
Cincinnati
9. Esteban Yan, RHP  
Baltimore
10. Mike DiFelice, C  
St. Louis
11. Bubba Trammell, OF  
Detroit
12. Andy Sheets, SS  
Seattle
13. Dennis Springer, RHP  
Anaheim

### ROUND 2

14. Dan Carlson, RHP  
San Francisco
15. Brian Boehringer, RHP  
New York (AL)
16. Mike Duvall, LHP  
Florida
17. John LeRoy, RHP  
Atlanta
18. Jim Mecir, RHP  
Boston
19. Bryan Rekar, RHP  
Colorado
20. Rick Gorecki, RHP  
Los Angeles
21. Ramon Tatis, LHP  
Chicago (NL)
22. Kerry Robinson, OF  
St. Louis
23. Steve Cox, 1B  
Oakland
24. Albie Lopez, RHP  
Cleveland
25. Jose Paniagua, RHP  
Montreal
26. Carlos Mendoza, OF  
New York (NL)

### ROUND 3

27. Ryan Karp, LHP  
Philadelphia
28. Santos Hernandez, RHP  
San Francisco
29. Randy Winn, OF  
Florida
30. Terrell Wade, LHP  
Atlanta
31. Aaron Ledesma, SS  
Baltimore
32. Brooks Kieschnick, 1B  
Chicago (NL)
33. Luke Wilcox, OF  
New York (AL)
34. Herbert Perry, 1B  
Cleveland
35. Vaughn Eshelman, LHP  
Oakland



## MAJOR LEAGUE STAFF



### RON PORTERFIELD

HEAD ATHLETIC TRAINER

**RON, 47, BEGINS** his 16th season with the Rays, seventh as head athletic trainer. He previously served as major league assistant trainer for three years after six seasons as minor league medical and rehabilitation coordinator.

In 2009 Ron and his assistant athletic trainers, Paul Harker and Nick Paparesta, were named Major League Medical Staff of the Year by the Professional Baseball Athletic Trainers Society (PBATS).

In 2008, he was the recipient of the prestigious American Sports Medicine Institute (ASMI) Career Service Award. The award "recognizes individuals who have provided a career of exemplary care to baseball players."

In 2005, Porterfield shared the honor of Major League Athletic Training Staff of the Year with Head Athletic Trainer Ken Crenshaw.

Prior to joining the Rays, Porterfield served as an athletic trainer in the Houston Astros organization for nine years. He began in 1988 with Class-A Auburn of the New York-Penn League and finished with three seasons at Triple-A Tucson. Along the way he spent seasons with Rookie-A Kissimmee, Double-A Columbus and Double-A Jackson.

A native of Santa Fe, N.M., Ron is a graduate of New Mexico State University and is certified by the National Athletic Trainers' Association (NATA).

He and his wife, Barbara, have a son, Alec (16), and a daughter, Abbey (12), and reside in Parrish, Fla.



### PAUL HARKER

ASSISTANT ATHLETIC TRAINER

**PAUL, 44, ENTERS** his seventh year as the Rays assistant athletic trainer, 16th year in the Rays organization and his 22nd year as an athletic trainer in professional baseball. He spent three years (2003-05) as the Rays minor league athletic training and rehabilitation coordinator, overseeing all minor league athletic trainers and rehabilitation with minor league players while assisting the major league club. Prior to that, Paul spent five seasons (1998-2002) as the athletic trainer for the Triple-A Durham

Bulls. During the 1997 season, he was the athletic trainer for the Class-A St. Petersburg Devil Rays.

Paul also worked for six seasons as an athletic trainer in the Seattle Mariners organization for their minor league affiliates in Hampton, Va. (1991-92), Jacksonville, Fla. (1993-94) and Wilmington, N.C. (1995-96). He graduated from Florida State University in April 1991 with a Bachelor of Science in Food and Nutrition.

Paul and his wife, Julie, and their children, Derek, Cameron and Paige, reside in Parrish, Fla.



### MARK VINSON

ASSISTANT ATHLETIC TRAINER

**MARK, 35, BEGINS** his second season as assistant athletic trainer for the major league club and enters his seventh season in the Rays organization. Before joining the major league staff he spent three seasons (2008-10) as the medical athletic training coordinator, overseeing all minor league athletic trainers and rehabilitation with minor league players while assisting the major league club. Prior to serving as athletic trainer for Triple-A Durham in 2007 and Double-A Montgomery in 2006, he spent four

years (2001-04) as an athletic trainer in the Texas Rangers system.

Vinson received a degree in athletic training from Bluefield (Va.) College and earned a Masters of Education at the University of Virginia in 1999. He has been a certified athletic trainer (ATC) since 1998 through the National Athletic Trainers' Association as well as a Certified Strength and Conditioning Specialist (CSCS) since 2000. Mark and his wife, Mary Carolyn, reside in St. Petersburg.



**KEVIN BARR**

STRENGTH & CONDITIONING COORDINATOR

**"K.B.," 43, BEGINS** his 18th season in professional baseball. Kevin enters his 10th season with the Rays since

being named to his role in December 2002. In 2009, he was named Major League Strength and Conditioning Coach of the Year as voted by his peers.

He earned his bachelor's degree in exercise physiology and his master's degree in sports physiology from Ohio University. Following graduation, Kevin started as a Florida Marlins strength

and conditioning intern from 1994-95 before serving as the Kansas City Royals major league strength and conditioning coordinator from 1996-98. He also served as the minor league strength and conditioning coordinator for the Cincinnati Reds (1999-2000) and the Marlins (2001). He played baseball at the University of Toledo (1988-91) before transferring to Ohio University.

Kevin, a Certified Strength and Conditioning Specialist (CSCS), resides in Sarasota with his wife, Heather, their daughter, Savannah (10), and son, Christopher (8).



**CHRIS FERNANDEZ**

VIDEO COORDINATOR

**"CHICO" IS** in his 15th season with the Rays, 14th as video coordinator. He started with the Rays organization in club-

house operations.

Fernandez held positions with the Cincinnati Reds and Toronto Blue Jays organizations before

joining the Rays. Prior to that, the St. Petersburg native coached high school baseball for five years winning the Florida state championship in 1997 with Naples Barron Collier High School.

He and his wife, Merrilyn, have a son, Chad Joseph (11).



**MIKE CALITRI**

ADVANCE SCOUTING COORDINATOR

**MIKE, 34, IS** in his fourth season as the Rays advance scouting coordinator, working within the front office and as

part of the field staff.

Calitri played in the infield for four seasons at Clemson University from 1997-2000 and helped lead the Tigers to the 2000 College World Series, then signed a professional contract with Cincinnati. The Canton, Mass., native played for

three years in the Reds organization (2000-02) and one in the Red Sox system (2003) before returning to Clemson to complete his degree requirements in the fall of 2004. He earned a bachelor's degree and worked in private business prior to joining Vanderbilt University as its director of baseball operations in 2005, a position he held for four years.

Calitri married the former Ciara Egan on July 22, 2006.



**CHRIS WESTMORELAND**

EQUIPMENT AND HOME CLUBHOUSE MANAGER

**"WESTY," 40, IS** entering his 15th season with the Rays organization. He was promoted to major league equipment

and home clubhouse manager in 2003 after six years as minor league equipment manager. In November 2011 he served as equipment manager for a team of major league All-Stars that traveled to Taiwan. In 2007 Chris was named Rays co-Employee of the Year. He served as president of the Major League Baseball Clubhouse Managers Association from 2007-08.

Prior to joining the Rays, Westy spent two seasons as minor league equipment manager for the Montreal Expos and two seasons as clubhouse manager for the Double-A Knoxville Smokies of the Toronto Blue Jays organization. He also spent a spring as a clubhouse assistant for the Texas Rangers as well as the major league All-Star Game at Rangers Ballpark in Arlington.

He attended Sante Fe Community College in Gainesville and the University of Tennessee. He resides in Seminole with his wife, Anita, and their two daughters: Sierra (9) and newborn Brooklyn.



## GUY GALLAGHER

VISITORS' CLUBHOUSE MANAGER

**GUY BEGINS** his 15th season on the major league staff after serving the organization as minor league equipment and clubhouse manager in 1996-97.

Before joining Tampa Bay, he spent 12 seasons

with the Florida State University baseball program as a student assistant and equipment and clubhouse manager. He graduated from FSU in 1990 with a bachelor's degree in physical education. A native of St. James, N.Y., Guy and his wife, Michelle, live in Oldsmar, Fla.

## CLUBHOUSE STAFF



**Jose  
Fernandez**



**Ryan  
Denlinger**



**Ryan  
Riddle**



**Torian  
Sands**



**Brandon  
"Tank" Richesin**



**Mike  
Ferrario**



**Tom  
Bernier**



**Tyler  
Wall**



## SCOTT CURSI | 77

BULLPEN CATCHER

**SCOTT ENTERS** his 14th season as the Rays bullpen catcher, his 16th in professional baseball. He spent three seasons as bullpen catcher for the Orlando Cubs and Orlando Rays of the Southern League from 1996-98. In addition to his catching duties, he serves as a batting practice pitcher.

Corsi, 41, played baseball at Seminole (Fla.) Community College and graduated from the

University of Central Florida with a degree in physical education. Before his move to Florida he spent four years as a coach for Bishop Watterson High School in Columbus, Ohio, under local legend Scott Manahan.

Corsi umpires in the offseason for Northwest Little League in Pinellas County. He and his wife, Stephanie, reside in St. Petersburg with their son, Noah (1).



DID YOU KNOW?

## BEAST OF THE EAST

Since the current three division format began in 1994—and Tampa Bay played its first season in 1998—the Rays (2) and Yankees (12) are the only two teams to win more than one AL East Championship over a full 162-game season.



**DAN MOELLER**

HEAD GROUNDSKEEPER

**DAN ENTERS** his 12th season as head groundskeeper. He oversees field maintenance for Tropicana Field and

Charlotte Sports Park in Charlotte County, Fla. He is also a key advisor and consultant in the Rays Field Renovation Program.

Moeller, 53, joined the Rays in December 1997 as the assistant head groundskeeper.

Moeller was in private business before joining the organization. He served as president of Northeast Little League for six years overseeing the participation of 700 players and 1,250 parents, managing the operating budget and facilitating the maintenance of seven league fields at two complexes.

Born in Largo, Fla., Dan and his wife, Karen, have three children: Scott, Rose and Jesse.

**GROUNDSCREW**




**Scott Bertini**



**Chris Bonneau**



**Dale Brannon**



**Jeremy Cabral**



**Shane Cabral**



**Mike Deubel**



**Gene Egan**



**Ben Fleece**



**Jason Hess**



**Jeff Jacobsen**



**James Michael**



**Aaron Mikesell**



**Rodney Murray**



**Tim Pitaniello**



**Landon Reed**



DID YOU KNOW?

**UNDER THE BIG TOP**

In January 2011, AstroTurf GameDay Grass 3D60H was installed at Tropicana Field representing the fourth different surface to be used at Tropicana Field. AstroTurf 12 was the original surface when the Rays began play in 1998. For 2000, the Rays became the first major league team to install FieldTurf and from 2007-10, the Rays played on an upgraded version of the FieldTurf.



## TEAM DOCTORS



### DR. JAMES ANDREWS

MEDICAL DIRECTOR

**SINCE SEP 18, 1996** the Rays medical staff has headed by world-renowned orthopaedic surgeon Dr. James Andrews.

Dr. Andrews is recognized throughout the world for his scientific and clinical research contributions in knee, shoulder and elbow injuries, and his skill as an orthopaedic surgeon. He is also the author of numerous scientific articles and books.

He is a founding member of the Andrews Sports Medicine and Orthopaedic Center and the American Sports Medicine Institute located at St. Vincent's Hospital in Birmingham, Ala. He is also a founding partner of the Andrews Institute and the Andrews-Paulos Research and Education Institute located in Gulf Breeze, Fla.

Dr. Andrews graduated from Louisiana State University in 1963, completed LSU School of Medicine in 1967 and his orthopaedic residency at Tulane Medical School in 1972. He is a member of the American Board of Orthopaedic Surgery and the American Academy of Orthopaedic Surgeons. He was President of the American Orthopaedic Society for Sports Medicine for the 2009-10 term. Dr. Andrews is Clinical Professor of Orthopaedics Surgery at the University of

Alabama at Birmingham Medical School, the University of Virginia School of Medicine the University of Kentucky Medical Center and the University of South Carolina Medical School. He has been awarded a Doctor of Laws degree from Livingston University, Doctor of Science degree from Troy University and a Doctor of Science degree from LSU.

He serves as consultant for numerous professional and collegiate teams and currently serves as Medical Director for Intercollegiate Sports at Auburn University, Senior Orthopaedic Consultant for the University of Alabama, Senior Consultant for the Washington Redskins and Medical Director of the Ladies Professional Golf Association.

Dr. Andrews also serves on the Medical and Safety Advisory Committee of USA Baseball and on the board of Little League Baseball, Inc.

Previously, Dr. Andrews has been a member of the Sports Medicine Committee of the United States Olympic Committee having served during two previous quadrennia.

Dr. Andrews was inducted into the Alabama Sports Hall of Fame in 1992 and the Louisiana Sports Hall of Fame in 2008.



### DR. MICHAEL REILLY

MEDICAL TEAM PHYSICIAN

**DR. REILLY IS A NATIVE OF** St. Petersburg where he has a private practice. He is board certified in Family Medicine

and Sports Medicine. He earned degrees from the University of Notre Dame and Loyola Medical School in Chicago. Over the past two decades he has volunteered free medical service to those

in need throughout the Tampa Bay area. He is a former president of the Major League Baseball Team Physicians Association and former chief of staff at St. Anthony's Hospital. From 1992 to 2002, he was the head and assistant team doctor for the Tampa Bay Lightning of the National Hockey League. He is a state- and nationally-ranked tennis player. He and his wife, Jennifer, have six boys.



### DR. KOCO EATON

ORTHOPAEDIC TEAM PHYSICIAN

**DR. EATON CURRENTLY HAS** a private practice in sports medicine and orthopaedic surgery in St. Petersburg.

He provided coverage for the Baltimore Orioles during spring training from 1990 to 1992 and served as an orthopaedic consultant to the

Birmingham Barons, the Double-A affiliate of the Chicago White Sox. He graduated from Columbia University in 1983 and Johns Hopkins School of Medicine in 1987. His studies also included a Fellowship at the American Sports Medicine Institute under the direction of Dr. Andrews.

# 40-MAN ROSTER

Themed road trips have become one of the many trademarks of the Rays, and the traveling party wore their personalized, monogrammed Letterman Sweaters on a road trip to Baltimore, Boston and New York last September after the roster expanded. Below, the Rays board a New York-bound train in Boston—the first time the team has ever traveled by rail.

PHOTOGRAPH BY  
**BRIAN BABINEAU**





RIGHT-HANDED PITCHER

# CHRIS ARCHER 35

Christopher Alan Archer

| BATS         | THROWS       | HEIGHT      | WEIGHT     |
|--------------|--------------|-------------|------------|
| <b>RIGHT</b> | <b>RIGHT</b> | <b>6'3"</b> | <b>200</b> |

MAJOR LEAGUE SERVICE **None**OPENING DAY AGE **23**BORN **9/26/88** in **Raleigh, NC**RESIDES **Clayton, NC**CONTRACT STATUS **Signed through 2012**

ACQUIRED **From the Chicago Cubs along with C Robinson Chirinos, OF Sam Fuld, OF Brandon Guyer and INF Hak-Ju Lee in exchange for RHP Matt Garza, OF Fernando Perez and LHP Zach Rosscup, 1/8/11**

SIGNING SCOUT **Bob Mayer (Indians)**

## X-RAY REPORT

- + Chris is an avid reader...this offseason he read *Failing Forward* by John Maxwell, *Buddha's Brain* by Dr. Rick Hanson and *Uncommon* by Tony Dungy...he finds autobiographies inspiring, and his favorite all-time is *The Autobiography of Malcolm X*.
- + Would be pursuing a career in psychology if not playing ball...considered attending the University of Miami (Fla.) before signing with the Indians out of Clayton (N.C.) High School.
- + His father, Ron, was a supervisor at a hard wood floor company and his mother, Donna, is an administrative assistant at Triangle Rent A Car.

## 2011 SEASON

- + Spent the majority of the season with Double-A Montgomery, making 25 starts in his first season in the Rays system...went 8-7 with a 4.42 ERA (134.1-IP, 66-ER) and on Aug 26 was promoted to Triple-A Durham, where he made two quality starts to end the season...went 1-0 with a 0.69 ERA (13-IP, 1-ER) for the Bulls.
- + Through his first 11 starts (June 1) was 1-3 with a 5.98 ERA (52.2-IP, 35-ER)...after that, went 8-4 with a 3.04 ERA (94.2-IP, 32-ER) over his final 16 starts between Montgomery and Durham...overall was 9-7 with a 4.09 ERA (147.1-IP, 67-ER) in 27 starts.
- + Enters the 2012 season rated by *Baseball America* as the No. 3 prospect in the Rays organization, after LH Matt Moore and SS Hak-

Ju Lee...the publication also rated him as Best Slider in the farm system.

- + Named a Southern League midseason All-Star... named SL Pitcher of the Week during his final week with the Biscuits.
- + Led the Southern League with 18 wild pitches... his 80 BB were 3rd most in the league.
- + His 130 SO placed 4th among Rays minor leaguers.
- + Started one playoff game for Durham, suffering a loss vs. Columbus (Indians) despite a career-high 11 SO.
- + Traded from the Cubs to the Rays on Jan 8 in an eight-player deal involving Matt Garza...invited to major league camp and appeared in 4 games for the Rays during spring training, compiling a 0.00 ERA (4.1-IP, 2-H, 1-R, 0-ER, 5-BB, 5-SO).

## CAREER HIGHLIGHTS

- + In **2010** compiled a 15-3 record with a 2.34 ERA (142.1-IP, 37-ER) and 149 SO in 28 games (27 starts) between Class-A Daytona (Cubs) and Double-A Tennessee...was named Cubs Minor League Pitcher of the Year.
- + Ranked 3rd among all minor league pitchers in victories, 7th in ERA and 3rd in opp avg. (.200, 102-for-509).
- + Won his final 7 decisions (May 8-June 27) before earning a promotion to Tennessee...began his Double-A career by not allowing an earned run in his first 31.1 innings.



- + Following the season was named the No. 1 prospect and Best Slider in the Cubs organization by *Baseball America*...the publication also named him to its Minor League All-Star Team.
- + Pitched for Team USA's Pan American Qualifying Team in October...on Oct 11 earned a second-round win over top-seeded Cuba with 6 shutout innings (2-H, 0-BB, 10-SO).
- + Did not allow a home run all season in 109 innings at Class-A Peoria (Cubs) in **2009**...with 119 SO, averaged 9.8 SO/9 IP.
- + In **2008** with Class-A Lake County (Indians) he held opponents to a .050 avg. (3-for-60) with 2 outs and RISP...allowed 3 hits or less in 16 of his 27 starts and 1 ER or less 14 times, but won only 4 games.
- + Was winless (0-7) in his first 12 professional starts before he defeated the GCL Braves, 8-2, on July 27, **2007** as a member of the GCL Indians.

## CAREER PITCHING

| YEAR                       | CLUB        | W         | L         | ERA         | G          | GS         | CG       | SHO      | SV       | IP           | H          | R          | ER         | HR        | HB        | BB-I         | SO         | WP        | BK       |
|----------------------------|-------------|-----------|-----------|-------------|------------|------------|----------|----------|----------|--------------|------------|------------|------------|-----------|-----------|--------------|------------|-----------|----------|
| 2006                       | GCL Indians | 0         | 3         | 7.45        | 7          | 6          | 0        | 0        | 0        | 19.1         | 17         | 22         | 16         | 1         | 3         | 17-0         | 21         | 6         | 1        |
|                            | Burlington  | 0         | 0         | 10.80       | 1          | 0          | 0        | 0        | 0        | 1.2          | 2          | 2          | 2          | 1         | 1         | 1-0          | 1          | 1         | 0        |
| 2007                       | GCL Indians | 1         | 7         | 5.64        | 12         | 11         | 0        | 0        | 0        | 52.2         | 56         | 36         | 33         | 4         | 8         | 21-0         | 48         | 9         | 0        |
|                            | Lake County | 0         | 0         | 9.00        | 1          | 0          | 0        | 0        | 0        | 4.0          | 5          | 4          | 4          | 0         | 1         | 3-0          | 5          | 1         | 0        |
| 2008                       | Lake County | 4         | 8         | 4.29        | 27         | 0          | 0        | 0        | 0        | 115.1        | 92         | 64         | 55         | 8         | 11        | 84-0         | 106        | 18        | 0        |
| 2009                       | Peoria      | 6         | 4         | 2.81        | 27         | 26         | 0        | 0        | 0        | 109.0        | 78         | 41         | 34         | 0         | 7         | 66-0         | 119        | 10        | 1        |
| 2010                       | Daytona     | 7         | 1         | 2.86        | 15         | 14         | 0        | 0        | 0        | 72.1         | 54         | 27         | 23         | 4         | 3         | 26-1         | 82         | 1         | 0        |
|                            | Tennessee   | 8         | 2         | 1.80        | 13         | 13         | 0        | 0        | 0        | 70.0         | 48         | 19         | 14         | 2         | 2         | 39-1         | 67         | 5         | 0        |
| 2011                       | Montgomery  | 8         | 7         | 4.42        | 25         | 25         | 0        | 0        | 0        | 134.1        | 136        | 76         | 66         | 11        | 10        | 80-1         | 118        | 18        | 0        |
|                            | Durham      | 1         | 0         | 0.69        | 2          | 2          | 0        | 0        | 0        | 13.0         | 11         | 1          | 0          | 0         | 0         | 6-0          | 12         | 0         | 0        |
| <b>Minor League Totals</b> |             | <b>35</b> | <b>32</b> | <b>3.77</b> | <b>130</b> | <b>124</b> | <b>0</b> | <b>0</b> | <b>0</b> | <b>591.2</b> | <b>499</b> | <b>292</b> | <b>248</b> | <b>31</b> | <b>46</b> | <b>343-3</b> | <b>579</b> | <b>69</b> | <b>2</b> |

1: Selected by the Cleveland Indians in the fifth round of the 2006 June Draft...signed by Bob Mayer. 2: Acquired by the Chicago Cubs along with RH Jeff Stevens and LH John Gaub from Cleveland in exchange for OF Mark DeRosa, December 31, 2008. 3: Acquired by the Tampa Bay Rays along with C Robinson Chirinos, OF Sam Fuld, OF Brandon Guyer and INF Hak-Ju Lee from Chicago in exchange for RH Matt Garza, OF Fernando Perez and LH Zach Rosscup, January 8, 2011.



### DID YOU KNOW?

## ROOKIE QUALIFICATIONS

A player shall be considered a rookie unless, during a previous season or seasons, he had **(a)** exceeded 130 at-bats or 50 innings pitched in the major leagues; or **(b)** accumulated more than 45 days on the active roster of a major league club or clubs during the period of a 25-player limit (excluding time on the disabled list). Entering 2012, the Rays have 12 rookies on their 40-man roster.

| NAME              | POS |
|-------------------|-----|
| Chris Archer      | RHP |
| Matt Bush         | RHP |
| Robinson Chirinos | C   |
| Alexander Colome  | RHP |
| Dane De La Rosa   | RHP |
| Brandon Guyer     | OF  |
| Jose Lobaton      | C   |
| Matt Moore        | LHP |
| Wilking Rodriguez | RHP |
| Albert Suarez     | RHP |
| Alex Torres       | LHP |
| Stephen Vogt      | C   |



RIGHT-HANDED PITCHER

# BURKE BADENHOP 31

Burke Heinrich Badenhop (berk BAY-den-hop)

|              |              |             |            |
|--------------|--------------|-------------|------------|
| BATS         | THROWS       | HEIGHT      | WEIGHT     |
| <b>RIGHT</b> | <b>RIGHT</b> | <b>6'5"</b> | <b>220</b> |

MAJOR LEAGUE SERVICE **3 years, 116 days**OPENING DAY AGE **29**BORN **2/8/83** in Atlanta, GARESIDES **Perrysburg, OH**CONTRACT STATUS **Signed through 2012**ACQUIRED **From the Miami Marlins in exchange for C Jake Jefferies, 12/12/11**SIGNING SCOUT **Tom Osowski (Tigers)**

## X-RAY REPORT

- + Burke grew up in the small town of Perrysburg, Ohio, and attended Perrysburg High School, the alma mater of Tigers Manager Jim Leyland... his high school team played its home games at Jim Leyland Field...Burke and Leyland donated money to build a new field that is currently under construction.
- + Graduated magna cum laude from Bowling Green State University with a degree in economics...was a First Team Academic All-American as a senior.
- + Wrote the foreword for the 2010 book *Financial Planning for Your First Job*, written by his high school classmate Matthew Brandeburg.
- + Burke is a movie buff and aspiring screenwriter and especially enjoys comedies...when the Marlins were in Los Angeles to play the Dodgers, he crossed paths with Will Ferrell's agent, Martin Lesak.

## 2011 SEASON

- + Spent the majority of the season with the Marlins after opening the season in Triple-A New Orleans...was recalled on May 7 and spent the remainder of the season in the majors, making 50 relief apps and posting a 4.10 ERA (63.2-IP, 29-ER).
- + Led the Marlins in relief innings (63.2) from the date of his recall (May 7) through season's end.
- + Allowed only 1 HR in 63.2 innings, a solo shot by Albert Pujols on Aug 4 vs. STL...only four qualifying NL relievers allowed a home run less frequently...his 74.2 groundball pct. ranked 6th highest among NL relievers.

- + Thirteen of his 50 apps lasted at least 2 innings, compiling a 3.03 ERA (32.2-IP, 11-ER) in those games...in his career has recorded a 2.79 ERA (116.1-IP, 36-ER) in 48 relief apps of 2 innings or longer.
- + Went 1-0 with a 2.25 ERA (16-IP, 4-ER) over his first 16 apps, through June 12...after that went 1-3 with a 4.72 ERA (47.2-IP, 25-ER) in 34 games.
- + On May 16 at NYM pitched a scoreless 10th inning and drove in the game-winning run with an 11th-inning single to earn the victory...it was the second time in Marlins history a reliever earned the win and drove in the game-winning run with a base hit (Richie Lewis, Aug 26, 1993 vs. HOU).
- + Recorded 6 strikeouts over 3.2 innings on Aug 4 vs. STL...this tied for 2nd-most strikeouts by a reliever in Marlins history...tossed 4 innings of scoreless relief on Sep 1 at NYM.
- + Made 11 apps for New Orleans...suffered the loss on April 23 at Albuquerque (Dodgers) after yielding 9 runs (7-ER) on 8 hits in 1 inning...otherwise had a 2.63 ERA (13.2-IP, 4-ER).

## CAREER HIGHLIGHTS

- + In **2010** broke camp with the Marlins...in two major league stints, compiled a 3.99 ERA (67.2-IP, 30-ER) over a career-high 53 relief apps...optioned to New Orleans on May 27 after posting an 0-5 record and 6.43 ERA (21-IP, 15-ER) in 15 games for the Marlins.
- + Was recalled by Florida on July 7 and went 2-0 with a 2.89 ERA (46.2-IP, 15-ER) in 38 apps to finish the season.

TB

- + Earned first career save on April 14 vs. CIN, tossing 2 scoreless innings.
- + Spent the entire **2009** season in the majors, including the month of August on the DL with a strained right trapezius...made 35 apps (2 starts) and established career bests with a 3.75 ERA, 72 IP and 7 wins.
- + As a reliever went 6-4 with a 3.31 ERA (65.1-IP, 24-ER)...his 6 wins tied for 2nd most among NL relievers, one behind LAD Jonathan Broxton...in his two starts went 1-0 with an 8.10 ERA (6.2-IP, 6-ER).
- + On June 2 vs. MIL tossed 5 scoreless innings, allowing one hit, the longest relief app of his career...it was the longest scoreless relief outing ever by a Marlins pitcher, and the 6th time in club history a reliever pitched 5 or more innings.
- + Skipped the Triple-A level to break into the majors in **2008** with the Marlins...had been acquired from the Tigers the previous winter as part of a six-player package in exchange for 1B Miguel Cabrera and LH Dontrelle Willis.
- + Appeared in 13 games (8 starts) until his season ended prematurely due to patella tendinitis in his right knee...placed on the 15-day DL on June 14 and made one rehab start with the GCL Marlins in July but was transferred to the 60-day DL on July 31.
- + Went 1-3 as a starter with a 6.75 ERA (38.2-IP, 29-ER)...went 1-0 with a 3.12 ERA (8.2-IP, 3-ER) in 5 relief apps.
- + Made his major league debut on April 9 at WAS, working a perfect 9th inning in the 10-4 win...made his first career start on April 13 at HOU (5-IP, 7-H, 4-R/ER, 1-BB, 3-SO, 2-HR) and was tagged with the loss.
- + Opened the season with Double-A Carolina and made one start before his contract was selected by the Marlins on April 7.
- + Spent the **2007** season with Class-A Lakeland (Tigers) and advanced to Double-A Erie to make 3 starts at the end of the season, as well as one playoff start for the SeaWolves...recorded complete games in 2 of his 3 starts for Erie.
- + Went 10-6 with a 3.13 ERA in 23 starts for Lakeland...finished 4th in the FSL in ERA.

- + Pitched out of the bullpen for the first time in the Arizona Fall League with Peoria, making 10 apps.
- + In **2006** was selected as the Tigers Minor League Pitcher of the Year after leading all Midwest League pitchers with 14 wins and 3 complete games with Class-A West Michigan...finished 2nd in the league with 171 IP and 9th with a 2.84 ERA...tabbed as the Tigers Minor League Pitcher of the Month for July after posting a 4-0 record and a 1.98 ERA (41-IP, 9-ER) in 6 starts...made 2 starts in the Midwest League playoffs, going 1-0 with a 2.63 ERA (13.2-IP, 4-ER)...made his pro debut in **2005** with Short-A Oneonta.

### PERSONAL & MISC.

- + Pitched four years for the Bowling Green State Falcons...as a senior in 2005 went 9-2 with a 3.73 ERA (72.1-IP, 30-ER) in 16 games, 11 starts...in 2003 earned All-Star honors for Stark County in the Great Lakes Summer League.
- + Burke and his wife, Sara, were married on Nov 20, 2010...they met at BGSU, where she played soccer...both of his parents attended BGSU as well, and his father, Dalynn, played basketball there in the early 1970s.
- + Was a teammate of Matt Joyce's at three different stops in the Tigers farm system: Short-A Oneonta, Class-A West Michigan and Double-A Erie...Burke (19th round), Joyce (12th round) and Will Rhymes (27th round) were all part of the Tigers 2005 June Draft class.

### CAREER HIGHS

|                              |                               |
|------------------------------|-------------------------------|
| <b>LONGEST OUTING</b>        | <b>HR ALLOWED</b>             |
| 6.0, 2x-last 5/12/08 at CIN  | 2, 4/13/08 at HOU             |
| <b>LONGEST RELIEF OUTING</b> | <b>RUNS ALLOWED</b>           |
| 5.0, 6/2/09 vs. MIL          | 6, 3x-last 8/1/09 vs. CHC     |
| <b>STRIKEOUTS</b>            | <b>WIN STREAK</b>             |
| 7, 5/7/08 vs. MIL            | 3G, 2x-last 7/11/10 – 5/16/11 |
| <b>WALKS</b>                 | <b>LOSS STREAK</b>            |
| 5, 2x-last 6/3/08 at ATL     | 5G, 4/12/10 – 5/26/10         |

## CAREER PITCHING

| YEAR | CLUB                | W  | L  | ERA  | G   | GS | CG | SHO | SV | IP    | H   | R   | ER  | HR | HB | BB-I  | SO  | WP | BK |
|------|---------------------|----|----|------|-----|----|----|-----|----|-------|-----|-----|-----|----|----|-------|-----|----|----|
| 2005 | Oneonta             | 6  | 4  | 2.92 | 14  | 14 | 1  | 1   | 0  | 77.0  | 69  | 32  | 25  | 0  | 3  | 26-1  | 55  | 2  | 0  |
| 2006 | West Michigan       | 14 | 3  | 2.84 | 27  | 27 | 3  | 0   | 0  | 171.0 | 170 | 59  | 54  | 6  | 14 | 31-0  | 124 | 6  | 0  |
| 2007 | Lakeland            | 10 | 6  | 3.13 | 23  | 23 | 1  | 1   | 0  | 135.1 | 130 | 61  | 47  | 5  | 11 | 34-0  | 78  | 2  | 1  |
|      | Erie                | 2  | 0  | 1.45 | 3   | 3  | 2  | 0   | 0  | 18.2  | 8   | 3   | 3   | 1  | 1  | 3-0   | 12  | 0  | 0  |
| 2008 | Carolina            | 1  | 0  | 0.00 | 1   | 1  | 0  | 0   | 0  | 6.1   | 6   | 1   | 0   | 0  | 0  | 0-0   | 3   | 0  | 0  |
|      | Florida             | 2  | 3  | 6.08 | 13  | 8  | 0  | 0   | 0  | 47.1  | 55  | 34  | 32  | 7  | 3  | 21-1  | 35  | 2  | 0  |
|      | GCL Marlins         | 0  | 0  | 0.00 | 1   | 1  | 0  | 0   | 0  | 3.0   | 1   | 0   | 0   | 0  | 0  | 0-0   | 2   | 0  | 0  |
| 2009 | New Orleans         | 0  | 1  | 6.75 | 2   | 2  | 0  | 0   | 0  | 9.1   | 14  | 7   | 7   | 0  | 2  | 4-0   | 6   | 0  | 0  |
|      | Florida             | 7  | 4  | 3.75 | 35  | 2  | 0  | 0   | 0  | 72.0  | 71  | 32  | 30  | 5  | 1  | 24-4  | 57  | 1  | 0  |
|      | GCL Marlins         | 0  | 1  | 0.00 | 2   | 2  | 0  | 0   | 0  | 3.0   | 2   | 3   | 0   | 0  | 1  | 0-0   | 4   | 0  | 0  |
|      | Jupiter             | 0  | 0  | 0.00 | 2   | 2  | 0  | 0   | 0  | 8.0   | 2   | 1   | 0   | 0  | 0  | 1-0   | 8   | 0  | 0  |
| 2010 | Florida             | 2  | 5  | 3.99 | 53  | 0  | 0  | 0   | 1  | 67.2  | 62  | 33  | 30  | 5  | 2  | 21-5  | 47  | 1  | 0  |
|      | New Orleans         | 0  | 1  | 2.81 | 12  | 1  | 0  | 0   | 0  | 16.0  | 16  | 6   | 5   | 0  | 3  | 7-0   | 9   | 2  | 0  |
| 2011 | New Orleans         | 1  | 1  | 6.75 | 11  | 0  | 0  | 0   | 1  | 14.2  | 20  | 16  | 11  | 1  | 1  | 7-0   | 10  | 1  | 0  |
|      | Florida             | 2  | 3  | 4.10 | 50  | 0  | 0  | 0   | 1  | 63.2  | 65  | 29  | 29  | 1  | 4  | 24-4  | 51  | 4  | 0  |
|      | Minor League Totals | 34 | 17 | 2.96 | 98  | 76 | 7  | 2   | 1  | 462.1 | 438 | 189 | 152 | 13 | 36 | 113-1 | 311 | 13 | 1  |
|      | Major League Totals | 13 | 15 | 4.34 | 151 | 10 | 0  | 0   | 2  | 250.2 | 253 | 128 | 121 | 18 | 10 | 90-14 | 190 | 8  | 0  |

1: Selected by the Detroit Tigers in the 19th round of the 2005 June Draft...signed by Tom Osowski. 2: Acquired by the Florida Marlins from Detroit along with RH Eulogio De La Cruz, OF Cameron Maybin, LH Andrew Miller, C Mike Rabelo and RH Dallas Trahern in exchange for INF Miguel Cabrera and LH Dontrelle Willis, December 5, 2007. 3: Acquired by the Tampa Bay Rays from Miami for C Jake Jefferies, December 12, 2011.

## CAREER BATTING

| YEAR | CLUB                | AVG  | AB | R | H | 2B | 3B | HR | RBI | SH | SF | HB | BB-I | SO | SB | CS | GDP | SLG  | OBP  |
|------|---------------------|------|----|---|---|----|----|----|-----|----|----|----|------|----|----|----|-----|------|------|
| 2008 | Florida             | .083 | 12 | 0 | 1 | 0  | 0  | 0  | 0   | 2  | 0  | 0  | 0-0  | 7  | 0  | 0  | 0   | .083 | .083 |
| 2009 | Florida             | .000 | 10 | 0 | 0 | 0  | 0  | 0  | 1   | 3  | 0  | 0  | 0-0  | 5  | 0  | 0  | 0   | .000 | .000 |
| 2010 | Florida             | .000 | 1  | 0 | 0 | 0  | 0  | 0  | 0   | 0  | 0  | 0  | 0-0  | 0  | 0  | 0  | 0   | .000 | .000 |
| 2011 | Florida             | .286 | 7  | 1 | 2 | 1  | 0  | 0  | 1   | 0  | 0  | 0  | 1-0  | 5  | 0  | 0  | 0   | .429 | .375 |
|      | Major League Totals | .100 | 30 | 1 | 3 | 1  | 0  | 0  | 2   | 5  | 0  | 0  | 1-0  | 17 | 0  | 0  | 0   | .133 | .129 |

## CAREER FIELDING

| YEAR | POSITION       | PCT   | G   | PO | A  | E | TC | DP |
|------|----------------|-------|-----|----|----|---|----|----|
| 2008 | Pitcher        | 1.000 | 13  | 3  | 9  | 0 | 12 | 0  |
| 2009 | Pitcher        | 1.000 | 35  | 4  | 11 | 0 | 15 | 1  |
| 2010 | Pitcher        | .957  | 53  | 1  | 21 | 1 | 23 | 2  |
| 2011 | Pitcher        | 1.000 | 50  | 4  | 9  | 0 | 13 | 0  |
|      | Totals Pitcher | .984  | 151 | 12 | 50 | 1 | 63 | 3  |

## LEFT-RIGHT BREAKDOWN

|           | 2011 |     |    |    | CAREER |     |     |    |
|-----------|------|-----|----|----|--------|-----|-----|----|
|           | AVG  | AB  | H  | HR | AVG    | AB  | H   | HR |
| vs. Left  | .264 | 91  | 24 | 0  | .261   | 418 | 109 | 9  |
| vs. Right | .266 | 154 | 41 | 1  | .266   | 542 | 144 | 9  |



DO YOU KNOW?

## LONGEST GAMES IN RAYS HISTORY

|            |                        |
|------------|------------------------|
| 16 innings | July 17, 2011 vs. BOS  |
| 16 innings | April 1, 2003 vs. BOS  |
| 15 innings | Aug 4, 2000 vs. BAL    |
| 14 innings | Sep 10, 2008 at BOS    |
| 14 innings | June 14, 2002 at FLA   |
| 14 innings | April 19, 2002 vs. BAL |
| 14 innings | May 12, 1998 vs. CLE   |
| 14 innings | April 13, 1998 vs. MIN |
| 13 innings | Aug 4, 2010 vs. MIN    |
| 13 innings | July 20, 2010 at BAL   |



SHORTSTOP  
**REID  
BRIGNAC 15**

Reid Michael Brignac (BRIN-yac)

| BATS | THROWS | HEIGHT | WEIGHT |
|------|--------|--------|--------|
| LEFT | RIGHT  | 6'3"   | 190    |

MAJOR LEAGUE SERVICE **2 years, 62 days**

OPENING DAY AGE **26**

BORN **1/16/86** in **St. Amant, LA**

RESIDES **St. Amant, LA**

CONTRACT STATUS **Signed through 2012**

ACQUIRED **Selected in the second round (45th overall) of the 2004 June Draft**

SIGNING SCOUT **Benny Latino (Rays)**

FOLLOW HIM @reidbrignac

## X-RAY REPORT

- + Reid keeps in touch regularly with T.J. Andrews, a 12-year-old from Climax, Ga., whom he met at Tampa General Hospital when T.J. was recovering from an explosion that cost him four fingers from his dominant left hand...with Reid's encouragement, T.J. has continued playing first base, outfield and pitcher on his Little League team, teaching himself to throw right-handed in a manner similar to Jim Abbott...he has become a huge Rays fan and gets Rays tickets from Reid when he returns to the area for frequent visits to Tampa's Shriners Hospital.
- + Last spring the Brignac family visited Port Charlotte and prepared an authentic Cajun meal for the entire camp of players and staff...the feast included jambalaya, red beans, sausage, Boudin and white chocolate bread pudding...they are planning to return this spring with a slightly different spread.
- + Of the 13 stops in his 8-year professional career, 11 of those clubs have advanced to the postseason, including his last 8 stops in the minors...he has played for only one losing team, in his pro debut with Princeton in 2004.

## 2011 SEASON

- + Spent the majority of the season in the majors and played in 92 games, making a team-high 76 starts at shortstop...was the Opening Day shortstop and made his second Opening Day roster...had an 11-game stint in Triple-A Durham from July 23-Aug 9.
- + Compiled a .979 fielding pct., committing only 7 errors...if he had enough games to qualify

this would have ranked 5th among AL shortstops and 3rd best in club history behind Chris Gomez (.980 in 2002) and Kevin Stocker (.979 in 1998).

- + Is a career .244 (133-for-544) hitter vs. RHP with all 10 of his HR...has a .160 (17-for-106) mark vs. LHP.
- + Batted .193 (48-for-249) with 1 HR and 15 RBI... among major leaguers with 200 or more AB, had the 8th-lowest batting avg., 4th-lowest OBP (.227), the lowest SLG (.221) and tied for the fewest extra-base hits (5).
- + Had 1 extra-base hit in his first 51 games played, a double on May 12 at CLE in his 83rd at-bat of the season...that snapped a club-record drought of 104 AB without an extra-base hit, dating back to Sep 22, 2010...it lasted 35 games, also a club record...the prev. record was held by Jason Bartlett (29 games and 100 AB, May 13-June 15, 2008).
- + Hit his only home run of the season on June 8 at LAA...had gone 146 AB without a home run, dating back to Sep 18, 2010 vs. LAA...also in that game, his sac bunt in the 10th inning off Fernando Rodney scored the winning run (John Jaso).
- + Was optioned to Durham on July 23 as Desmond Jennings was recalled...hit .231 (9-for-39) with 1 HR and 4 RBI while leading off and playing shortstop for the Bulls...was recalled on Aug 10.
- + **POSTSEASON:** Appeared in 3 games during the ALDS vs. Texas...started Game 3, going 0-for-1 with a walk.

## CAREER HIGHLIGHTS

- + Spent the entire **2010** season in the majors as a rookie...appeared in 113 games, splitting time between second base (68 games, 38 starts) and shortstop (50 games, 37 starts)...also appeared in 2 games in right field...started 63 of the team's first 111 games through Aug 8, but only 12 of the final 51 games.
- + Went 7-for-25 (.280) with 6 RBI as a pinch-hitter...his 7 pinch hits tied teammate Willy Aybar and MIN Jim Thome for the AL lead...ranked 3rd among AL rookies with 45 RBI.
- + Batted .311 (33-for-106) in 39 games through May 30...after that, hit .226 (44-for-195) in 74 games.
- + On Sep 13 vs. NYY, hit a walk-off homer in the 11th off Sergio Mitre for a 1-0 win...marked the first 1-0 walk-off win or 1-0 extra-inning win in franchise history...became the first AL player to hit a walk-off homer in extras for a 1-0 win since BAL Aubrey Huff, May 9, 2007 vs. TB.
- + On July 18 vs. NYY hit a career-high 2 HR and 5 RBI while batting 9th...became the 3rd rookie all-time to collect at least 2 HR and 5 RBI in a road game vs. NYY, joining DET Harry Davis in 1932 and BOS Jason Varitek in 1998.
- + Won the Al Lopez Award for top Rays rookie in spring training...hit .350 (21-for-60) with 4 doubles and a team-high 18 RBI, one shy of Jose Guillen's spring club record set in 2001.
- + **POSTSEASON:** Appeared in 2 games of the ALDS, including a start at shortstop in Game 4 at TEX.
- + In **2009** had three different tours with the Rays: May 22-June 15, Aug 15-18 and Sep 3 through season's end...played in 31 games, 23 starts (22-SS, 1-2B).
- + Initially recalled from Triple-A Durham on May 22 and filled in for the injured Jason Bartlett...appeared in 21 of 22 games after the call-up, including 16 starts at shortstop...was optioned back to Durham on June 16 when Bartlett was reinstated.
- + Entered as a defensive replacement the night he was recalled, May 22 at FLA, and collected his first major league hit (single off Renyel Pinto)...on May 25 at CLE recorded his first RBI on a 2-run single off Fausto Carmona.
- + On Sep 14 at BAL went 4-for-4 with his first career homer (David Hernandez), 2 doubles, 3 RBI and 1 SB...tied the club rookie record for hits and extra-base hits (3) in a single game.
- + Started at shortstop for the International League in the Triple-A All-Star Game.
- + Following the season was rated the No. 5 prospect in the Rays farm system and the organization's Best Defensive Infielder by *Baseball America*, as well as the Best Defensive Shortstop in the IL for the second straight season.
- + Selected from Durham on July 3, **2008** when Bartlett was placed on the 15-day DL with a right knee sprain...played 4 games (2 starts) for the Rays, all at shortstop.
- + Started at shortstop and batted 9th in his ML debut July 4 vs. KC...went 0-for-3 with a walk and scored in the 11-2 win over the Royals.
- + Named an IL midseason All-Star just prior to his promotion...led the IL with 24 2B at the time of his call-up.
- + Optioned back to Durham on July 15...season was cut short on Aug 6 when he was hit by a pitch from Jo-Jo Reyes at Richmond (Braves), breaking his wrist.
- + Named the IL's Best Defensive Shortstop and the Rays No. 4 prospect by *BA* after the season.
- + Led the Southern League in **2007** in runs scored (91), total bases (228) and extra-base hits (52) as Double-A Montgomery won its second consecutive SL championship...was also 3rd in RBI (81) and 5th in hits (137).
- + Led SL shortstops in total chances (595), assists (394), double plays (76) and errors (22).
- + In **2006**, at the age of 20, combined to hit .321 with 24 home runs and 99 RBI at Class-A Visalia and Montgomery...ranked in the top 10 among all minor leaguers with 167 hits (6th), 100 runs (9th) and 281 total bases (6th).
- + Earned Rays Minor League Player of the Year honors as well as California League MVP and CL Rookie of the Year accolades...named to *BA*'s Minor League All-Star Team after leading all shortstops in RBI and runs scored...after the season, ranked as the No. 3 prospect in the Rays org., the top prospect from the CL and the 2nd-best shortstop prospect in baseball by *BA*.
- + Set single-game career highs with 3 HR and 8 RBI on April 12 at Bakersfield (Rangers) in a game in which the Oaks hit 8 HR.
- + Was the starting shortstop during Montgomery's SL championship run.
- + Named a Midwest League All-Star in **2005** leading Class-A Southwest Michigan with 15 HR and 29 2B...led the league with 38 errors...rated the Rays No. 5 prospect in the organization by *BA*.
- + Began his pro career with Rookie-level Princeton in **2004** after being drafted by the Rays in the second round of the June Draft...batted .567 (17-for-30) with 14 RBI in his first 7 games including a home run (2nd at-bat)

and 5 RBI in his professional debut Aug 4 at Greenville (Astros).

- Named the No. 4 prospect in the Appalachian League and No. 5 in the Rays system by *BA*.

**PERSONAL & MISC.**

- Went to St. Amant (La.) High School where he lettered in football and baseball...Ben Sheets and Andy Sheets are also alumni.

**CAREER HIGHS**

|  |   |
|--|---|
| <b>HITS</b><br>4, 9/14/09 at BAL               | <b>WALKS</b><br>2, 4x-last 6/18/11 vs. FLA      |
| <b>HITTING STREAK</b><br>6G, 8/26/11 – 9/14/11 | <b>STRIKEOUTS</b><br>3, 5x-last 4/29/11 vs. LAA |
| <b>RBI</b><br>5, 7/17/10 at NYY                | <b>STOLEN BASES</b><br>1, 8x-last 7/7/11 at NYY |
| <b>RUNS</b><br>2, 7x-last 4/11/11 at BOS       |   |

**HOME RUN HIGHLIGHTS**

|   |
|---|
| <b>MULTI-HR GAMES (1)</b><br>2, 7/17/10 at NYY        |
| <b>WALK-OFF (1)</b><br>9/13/10 vs. NYY (Sergio Mitre) |

**CAREER BATTING**

| YEAR                       | CLUB        | AVG  | G   | AB   | R   | H   | 2B  | 3B | HR | RBI | SH | SF | HB | BB-1  | SO  | SB | CS | GDP | SLG  | OBP  | E   |
|----------------------------|-------------|------|-----|------|-----|-----|-----|----|----|-----|----|----|----|-------|-----|----|----|-----|------|------|-----|
| 2004                       | Princeton   | .361 | 25  | 97   | 16  | 35  | 4   | 2  | 1  | 25  | 0  | 2  | 1  | 9-0   | 10  | 2  | 1  | 2   | .474 | .413 | 10  |
|                            | Charleston  | .500 | 3   | 14   | 3   | 7   | 1   | 0  | 0  | 5   | 0  | 0  | 0  | 1-0   | 2   | 0  | 0  | 0   | .571 | .533 | 1   |
| 2005                       | SW Michigan | .264 | 127 | 512  | 77  | 135 | 29  | 2  | 15 | 61  | 4  | 5  | 4  | 40-0  | 131 | 5  | 5  | 5   | .416 | .319 | 31  |
|                            | Visalia     | .326 | 100 | 411  | 82  | 134 | 26  | 3  | 21 | 83  | 2  | 3  | 4  | 35-0  | 105 | 12 | 6  | 6   | .557 | .382 | 27  |
| 2006                       | Montgomery  | .300 | 28  | 110  | 18  | 33  | 6   | 2  | 3  | 16  | 0  | 1  | 3  | 7-0   | 31  | 3  | 0  | 1   | .473 | .355 | 5   |
|                            | Montgomery  | .260 | 133 | 527  | 91  | 137 | 30  | 5  | 17 | 81  | 1  | 10 | 3  | 55-3  | 94  | 15 | 5  | 11  | .433 | .328 | 22  |
| 2008                       | Durham      | .250 | 97  | 352  | 43  | 88  | 26  | 2  | 9  | 43  | 1  | 6  | 2  | 25-2  | 93  | 5  | 2  | 10  | .412 | .299 | 12  |
|                            | Tampa Bay   | .000 | 4   | 10   | 1   | 0   | 0   | 0  | 0  | 0   | 0  | 0  | 0  | 1-0   | 5   | 0  | 0  | 0   | .000 | .091 | 2   |
|                            | Durham      | .282 | 96  | 415  | 51  | 117 | 28  | 2  | 8  | 44  | 3  | 5  | 3  | 27-0  | 69  | 5  | 5  | 7   | .417 | .327 | 15  |
| 2010                       | Tampa Bay   | .278 | 31  | 90   | 10  | 25  | 8   | 2  | 1  | 6   | 0  | 0  | 0  | 3-0   | 20  | 2  | 2  | 1   | .444 | .301 | 2   |
|                            | Tampa Bay   | .256 | 113 | 301  | 39  | 77  | 13  | 1  | 8  | 45  | 0  | 2  | 3  | 20-3  | 77  | 3  | 3  | 6   | .385 | .307 | 9   |
| 2011                       | Tampa Bay   | .193 | 92  | 249  | 18  | 48  | 4   | 0  | 1  | 15  | 4  | 0  | 1  | 10-1  | 63  | 3  | 1  | 2   | .221 | .227 | 7   |
|                            | Durham      | .231 | 11  | 39   | 7   | 9   | 2   | 1  | 1  | 4   | 2  | 0  | 0  | 7-0   | 6   | 0  | 1  | 0   | .410 | .348 | 1   |
| <b>Minor League Totals</b> |             | .281 | 620 | 2477 | 388 | 695 | 152 | 19 | 75 | 362 | 13 | 32 | 20 | 206-5 | 518 | 47 | 25 | 42  | .448 | .337 | 124 |
| <b>Major League Totals</b> |             | .231 | 240 | 650  | 68  | 150 | 25  | 3  | 10 | 66  | 4  | 2  | 4  | 34-4  | 165 | 8  | 6  | 9   | .325 | .272 | 20  |

1: Selected by the Tampa Bay Rays in the second round (45th overall) of the 2004 June Draft... signed by Benny Latino.

**POSTSEASON BATTING**

| YEAR             | SERIES | CLUB       | AVG  | G | AB | R | H | 2B | 3B | HR | RBI | SH | SF | HB | BB-1 | SO | SB | CS | GDP | SLG  | OBP  | E |
|------------------|--------|------------|------|---|----|---|---|----|----|----|-----|----|----|----|------|----|----|----|-----|------|------|---|
| 2010             | ALDS   | TB vs. TEX | .000 | 2 | 3  | 0 | 0 | 0  | 0  | 0  | 0   | 0  | 0  | 0  | 0-0  | 3  | 0  | 0  | 0   | .000 | .000 | 0 |
| 2011             | ALDS   | TB vs. TEX | .000 | 3 | 1  | 0 | 0 | 0  | 0  | 0  | 0   | 0  | 0  | 0  | 1-0  | 0  | 0  | 0  | 0   | .000 | .500 | 0 |
| <b>DS Totals</b> |        |            | .000 | 5 | 4  | 0 | 0 | 0  | 0  | 0  | 0   | 0  | 0  | 0  | 1-0  | 3  | 0  | 0  | 0   | .000 | .200 | 0 |

**CAREER FIELDING**

| YEAR          | POSITION           | PCT          | G          | PO         | A          | E         | TC         | DP        |
|---------------|--------------------|--------------|------------|------------|------------|-----------|------------|-----------|
| 2008          | Shortstop          | .846         | 4          | 4          | 7          | 2         | 13         | 3         |
|               | Shortstop          | .978         | 28         | 26         | 62         | 2         | 90         | 9         |
| 2009          | Second Base        | 1.000        | 3          | 0          | 4          | 0         | 4          | 0         |
|               | Second Base        | .976         | 68         | 77         | 129        | 5         | 211        | 19        |
| 2010          | Shortstop          | .976         | 50         | 56         | 108        | 4         | 168        | 20        |
|               | Right Field        | 1.000        | 2          | 1          | 0          | 0         | 1          | 0         |
|               | Shortstop          | .979         | 91         | 104        | 217        | 7         | 328        | 44        |
| <b>Totals</b> | <b>Shortstop</b>   | <b>.975</b>  | <b>173</b> | <b>190</b> | <b>394</b> | <b>15</b> | <b>599</b> | <b>76</b> |
|               | <b>Second Base</b> | <b>.977</b>  | <b>71</b>  | <b>77</b>  | <b>133</b> | <b>5</b>  | <b>215</b> | <b>19</b> |
|               | <b>Right Field</b> | <b>1.000</b> | <b>2</b>   | <b>1</b>   | <b>0</b>   | <b>0</b>  | <b>1</b>   | <b>0</b>  |

**LEFT-RIGHT BREAKDOWN**

|           | 2011 |     |    |    |     | CAREER |     |     |    |     |
|-----------|------|-----|----|----|-----|--------|-----|-----|----|-----|
|           | AVG  | AB  | H  | HR | RBI | AVG    | AB  | H   | HR | RBI |
| vs. Left  | .150 | 40  | 6  | 0  | 0   | .160   | 106 | 17  | 0  | 4   |
| vs. Right | .201 | 209 | 42 | 1  | 15  | .244   | 544 | 133 | 10 | 62  |



RIGHT-HANDED PITCHER

# MATT BUSH 59

Matthew Brian Bush

| BATS         | THROWS       | HEIGHT      | WEIGHT     |
|--------------|--------------|-------------|------------|
| <b>RIGHT</b> | <b>RIGHT</b> | <b>5'9"</b> | <b>180</b> |

MAJOR LEAGUE SERVICE **None**  
 OPENING DAY AGE **26**  
 BORN **2/8/86** in **San Diego, CA**  
 RESIDES **San Diego, CA**  
 CONTRACT STATUS **Signed through 2012**  
 ACQUIRED **Signed as a free agent, 1/25/10**  
 SIGNING SCOUT **Tim McWilliam (Padres)**

## X-RAY REPORT

- + After signing with the Rays in January 2010, he spent the next two months at the Winning Inning Baseball Academy in Clearwater, Fla., where he was employed, worked out and lived in the same room where Josh Hamilton resided just before returning to professional baseball in 2006.
- + When the Padres drafted Matt with the first overall pick in the 2004 June Draft, he became the second San Diego native to be selected by the Padres with their top pick...in 1979, the Padres selected catcher and current Oakland A's manager Bob Geren 24th overall out of Clairemont (Calif.) High School...Matt was drafted on June 7 and signed two days later.

## 2011 SEASON

- + Spent the season with Double-A Montgomery and worked out of the Biscuits bullpen, going 5-3 with 5 saves.
- + Posted a 13.8 SO/9 IP ratio with 77 SO in 50.1 IP...his 77 SO ranked 3rd among Southern League relievers...recorded multiple strikeouts in 23 of his 36 apps...had 3 or more strikeouts in 12 of his 36 apps.
- + Had a 3.04 ERA (23.2-IP, 8-ER) with 35 SO and only 9 BB after the All-Star break (17 apps)...had a 6.41 ERA (26.2-IP, 19-ER) with 15 BB before the All-Star break (19 apps).
- + Recorded 4 or more outs in 19 of his 36 apps.
- + Finished the season on a streak of 8 straight scoreless apps (11-IP), recording 20 SO in that span.

## CAREER HIGHLIGHTS

- + Has fanned 36.9 percent of the batters (113 of 306) he has faced since converting from shortstop to pitcher in 2007...has averaged 14.19 SO/9 IP (71.2-IP, 113-SO) in his career.
- + Drafted as a shortstop No. 1 overall by the Padres in the **2004** June Draft.
- + Never progressed above Class-A as a shortstop...went to major league camp with the Padres in **2006**...on March 13 returned to minor league camp and broke his left ankle with one week left in camp...did not return until June 22 and was troubled with a series of hamstring injuries throughout the season...was cited by *Baseball America* as the Best Infield Arm in the Padres organization.
- + In June **2007**—midway through his fourth season—the Padres converted him to pitcher while he was at Class-A Lake Elsinore...in 206 minor league games at shortstop, he batted .219 (158-for-722) with 3 HR...had more errors (76) than RBI (70).
- + Worked under Lake Elsinore pitching coach Steve Webber...did not pitch in a game until he was assigned to the Rookie-level Arizona League Padres...made his debut June 22 vs. the AZL Mariners (1-IP, 2-SO)...made 6 appearances for the AZL Padres and fanned 16 of the 29 batters he faced...moved up to Class-A Fort Wayne of the Midwest League in August.
- + In his Fort Wayne debut on Aug 9 he faced two hitters before tearing the ulnar collateral ligament in his right elbow...underwent Tommy John surgery in August 2007 and missed all of **2008**.



- + On Feb 10, **2009**, was traded to Toronto for future considerations...less than two months later, on April 1, was released by the Blue Jays from their minor league camp in Dunedin for failing to comply with team guidelines.
- + Signed with the Rays in January **2010** and spent the season with Class-A Charlotte but was limited by injuries to 10 appearances—6 with the Stone Crabs and 4 with the Gulf Coast League Rays on a rehabilitation stint...pitched to a combined 3.37 ERA (13.2-IP, 5-ER) with 20 SO and 3 BB...held opponents to a .173 (9-for-52) avg.
- + Spent a month on the DL with right arm soreness, missing the majority of May...after the season underwent surgery on his right radial nerve (upper arm) by Dr. Koco Eaton in St. Petersburg...in addition, spent nearly 2 months (June 20-Aug 14) on the DL with a left oblique strain.

**AMATEUR CAREER**

- + Batted .450 (55-for-123) with 11 doubles, 1 triple, 11 HR, 35 RBI and 12 SB in his senior season at Mission Bay (Calif.) High School, leading the Buccaneers to a second San Diego Section Division III championship in three years.
- + Split his time between shortstop and the mound, where he compiled a 9-1 record with a 0.42 ERA (66-IP, 5-ER) and 91 strikeouts as a pitcher...set several state records during his prep career at Mission Bay, including hits (211) and runs scored (196)...also finished with 24 career homers.
- + Was first team All-America as a senior and a second team selection following his junior season after batting .458 (54-for-118) with 8 HR, 34 RBI and 21 SB.
- + Named the Best Defensive Infielder and Best Arm among high school eligible players in *Baseball America's* annual Best Tools survey of the top 100 prospects entering the draft.


**CAREER PITCHING**

| YEAR                       | CLUB                 | W        | L        | ERA         | G         | GS       | CG       | SHO      | SV       | IP          | H         | R         | ER        | HR       | HB       | BB-I        | SO         | WP       | BK       |
|----------------------------|----------------------|----------|----------|-------------|-----------|----------|----------|----------|----------|-------------|-----------|-----------|-----------|----------|----------|-------------|------------|----------|----------|
| 2007                       | AZL Padres           | 1        | 0        | 1.23        | 6         | 0        | 0        | 0        | 0        | 7.1         | 5         | 1         | 1         | 0        | 1        | 2-0         | 16         | 0        | 0        |
|                            | Fort Wayne           | 0        | 0        | 0.00        | 1         | 0        | 0        | 0        | 0        | 0.1         | 0         | 0         | 0         | 0        | 0        | 0-0         | 0          | 0        | 0        |
| 2008                       | Injured—Did Not Play |          |          |             |           |          |          |          |          |             |           |           |           |          |          |             |            |          |          |
| 2009                       | Did Not Play         |          |          |             |           |          |          |          |          |             |           |           |           |          |          |             |            |          |          |
| 2010                       | Charlotte            | 0        | 0        | 4.32        | 6         | 0        | 0        | 0        | 1        | 8.1         | 7         | 4         | 4         | 1        | 0        | 2-0         | 12         | 1        | 0        |
|                            | GCL Rays             | 1        | 0        | 1.69        | 4         | 1        | 0        | 0        | 0        | 5.1         | 2         | 1         | 1         | 0        | 1        | 1-0         | 8          | 1        | 0        |
| 2011                       | Montgomery           | 5        | 3        | 4.83        | 36        | 0        | 0        | 0        | 5        | 50.1        | 48        | 28        | 27        | 5        | 2        | 24-4        | 77         | 6        | 0        |
| <b>Minor League Totals</b> |                      | <b>7</b> | <b>3</b> | <b>4.14</b> | <b>53</b> | <b>1</b> | <b>0</b> | <b>0</b> | <b>6</b> | <b>71.2</b> | <b>62</b> | <b>34</b> | <b>33</b> | <b>6</b> | <b>4</b> | <b>29-4</b> | <b>113</b> | <b>8</b> | <b>0</b> |

1: Selected by the San Diego Padres in the first round (first overall) of the 2004 June Draft...signed by Tim McWilliam. 2: Acquired by the Toronto Blue Jays from San Diego in exchange for cash, February 10, 2009. 3: Signed by the Tampa Bay Rays as a free agent, January 25, 2010.

**CAREER BATTING**

| YEAR                       | CLUB          | AVG         | G          | AB         | R         | H          | 2B        | 3B       | HR       | RBI       | SH       | SF       | HB       | BB-I        | SO         | SB        | CS       | GDP       | SLG         | OBP         | E         |
|----------------------------|---------------|-------------|------------|------------|-----------|------------|-----------|----------|----------|-----------|----------|----------|----------|-------------|------------|-----------|----------|-----------|-------------|-------------|-----------|
| 2004                       | AZL Padres    | .181        | 21         | 72         | 12        | 13         | 2         | 1        | 0        | 10        | 2        | 1        | 2        | 11-0        | 17         | 4         | 1        | 2         | .236        | .302        | 10        |
|                            | Eugene        | .222        | 8          | 27         | 1         | 6          | 2         | 0        | 0        | 3         | 2        | 0        | 0        | 2-0         | 9          | 0         | 0        | 0         | .296        | .276        | 7         |
| 2005                       | Fort Wayne    | .221        | 126        | 453        | 56        | 100        | 13        | 3        | 2        | 32        | 1        | 3        | 5        | 33-1        | 76         | 8         | 4        | 15        | .276        | .279        | 38        |
| 2006                       | Fort Wayne    | .268        | 21         | 71         | 8         | 19         | 3         | 0        | 0        | 7         | 0        | 0        | 1        | 6-0         | 13         | 2         | 1        | 2         | .310        | .333        | 8         |
|                            | AZL Padres    | .000        | 1          | 1          | 1         | 0          | 0         | 0        | 0        | 1         | 0        | 0        | 0        | 3-0         | 0          | 0         | 0        | 0         | .000        | .750        | 0         |
| 2007                       | Lake Elsinore | .204        | 29         | 98         | 8         | 20         | 2         | 1        | 1        | 17        | 0        | 2        | 0        | 16-0        | 21         | 1         | 0        | 3         | .276        | .310        | 13        |
| <b>Minor League Totals</b> |               | <b>.219</b> | <b>206</b> | <b>722</b> | <b>86</b> | <b>158</b> | <b>22</b> | <b>5</b> | <b>3</b> | <b>70</b> | <b>5</b> | <b>6</b> | <b>8</b> | <b>71-1</b> | <b>136</b> | <b>15</b> | <b>6</b> | <b>22</b> | <b>.276</b> | <b>.294</b> | <b>76</b> |



CATCHER

# ROBINSON CHIRINOS 38

Robinson David Chirinos (cher-REE-nos)

| BATS         | THROWS       | HEIGHT      | WEIGHT     |
|--------------|--------------|-------------|------------|
| <b>RIGHT</b> | <b>RIGHT</b> | <b>6'1"</b> | <b>205</b> |

MAJOR LEAGUE SERVICE **32 days**OPENING DAY AGE **27**BORN **6/5/84** in **Punto Fijo, Venezuela**RESIDES **Punto Fijo, Venezuela**CONTRACT STATUS **Signed through 2012**

ACQUIRED **From the Chicago Cubs along with RHP Chris Archer, OF Sam Fuld, OF Brandon Guyer and INF Hak-Ju Lee in exchange for RHP Matt Garza, OF Fernando Perez and LHP Zach Rosscup, 1/8/11**

SIGNING SCOUT **Hector Ortega (Cubs)**

FOLLOW HIM @robinson28ch

## X-RAY REPORT

- + Although Robinson is beginning his 12th professional season, he enters just his fourth full season as a catcher...the former infielder first caught in the low minors in 2008, and the Cubs committed to him as a full-time backstop entering the 2009 campaign...adjusted quickly, earning All-Star honors and named Best Defensive Catcher in the Cubs system by *Baseball America* in 2009 and 2010.
- + Enjoys cooking, particularly traditional food from his native Venezuela...in spring training 2011 cooked often for his roommate, Chris Archer.
- + On May 31, 2009, while playing for Class-A Daytona at home against the Sarasota Reds, Robinson hit two grand slams...only one other player in Florida State League history hit two slams in one game: Charles Reidell did it on June 15, 1959—50 years prior—for the St. Petersburg Saints, a Yankees affiliate at the time.
- + Made his major league debut on July 18 vs. NYY, the day he was recalled, and doubled off A.J. Burnett in his first at-bat...was the 6th in Rays history to record an extra-base hit in his first plate appearance.
- + Hit his first career home run in a 9-1 win on Aug 3 vs. TOR, a 3-run blast off Carlos Villanueva, for his first career RBI...collected a career-high 4 RBI and reached base a career-high 4 times, going 2-for-2 with 2 walks...6 of his 7 RBI came in a span of 2 games, Aug 3-4 vs. TOR.
- + On Aug 4 vs. TOR, hit a game-tying RBI single in the 11th inning and a walk-off RBI single in the 12th off Shawn Camp...according to Elias, he became the first rookie with separate game-tying and game-winning RBI, both in extra innings, since ATL Nick Green on July 2, 2004 vs. BOS.
- + Recorded his first career multi-hit game on July 27 at OAK in his only game at 1B since 2009 with Double-A Tennessee (Cubs).

## 2011 SEASON

- + Rookie catcher split the season between the Rays and Triple-A Durham...appeared in 20 games for the Rays, including 15 starts at catcher, his first major league experience...recalled on July 18 to replace Jose Lobaton who was placed on the 15-day DL...optioned to Durham on Aug 19 when John Jaso was activated from the DL.
- + Caught only 2 of 23 attempted base stealers (8.7 percent)...on Aug 6 vs. OAK allowed 7 SB in 7 attempts, the most steals allowed in Rays history...the previous high was 5 (6 times, last on June 1 vs. TEX)...it was the most steals in a game for the A's since they had 8 on July 29, 1989 vs. SEA, including 5 by Rickey Henderson.
- + Hit .259 (73-for-282) in 78 games for Durham...had a .176 (12-for-68) avg. with 0 HR and 2 RBI

- in 17 games in April...from May 1 through season's end, batted .285 (61-for-214) with 6 HR and 22 RBI in 61 games...batted .312 (24-for-77) vs. LHP, compared to .239 (49-for-205) vs. RHP.
- + Caught 17 of 63 attempted base stealers (26.9 percent), his lowest mark since converting to catcher in 2009.
  - + In spring training hit .429 (9-for-21) with 2 HR, 8 RBI, 2 doubles and a triple in 9 games.

## CAREER HIGHLIGHTS

- + Completed his 10th and final season in the Cubs organization in **2010**...spent the majority of the season at Double-A Tennessee and advanced to Triple-A Iowa for the first time.
- + Set career highs in nearly every offensive category, batting a combined .326 (104-for-319) with 18 HR, 74 RBI, 28 doubles, a .416 OBP, .583 SLG and .999 OPS in 92 games.
- + His .999 OPS ranked 8th among all minor leaguers and led all minor league catchers...ranked 3rd in the Cubs system in batting avg.
- + Started at catcher in the Southern League All-Star Game for the North Division...also named to the league's postseason All-Star Team.
- + Combining both stops, hit .438 (46-for-105) with 9 HR against left-handed pitching...hit .388 (33-for-85) with 8 HR in Double-A and .650 (13-for-20) with 1 HR in Triple-A...hit .271 (58-for-214) with 9 HR vs. righthanders.
- + Drew more walks (44) than strikeouts (33).
- + Named the Best Defensive Catcher in the Cubs system by *Baseball America* prior to the trade...threw out 28 of 88 base runners attempting to steal (31.8 percent).
- + Was a non-roster invite to Cubs spring training...placed on the DL from May 25-June 3 due to a concussion...promoted to Iowa on Sep 7 before returning to Tennessee for its postseason run...added to Chicago's 40-man roster on Oct 29.
- + In **2009** converted to catching full-time with Class-A Daytona and earned an Aug 4 promotion to Tennessee.
- + In his first full season behind the dish, was named Best Defensive Catcher in the Cubs system by *BA* and a Florida State League postseason All-Star...caught 27.9 percent (24 of 86) of attempted base stealers between Daytona and Tennessee.
- + Established several offensive career highs at the time, totaling a .294 avg., 11 HR, 52 RBI, .396 OBP and .519 SLG...he surpassed all those numbers in 2010.
- + Hit two grand slams in one game on May 31 vs. Sarasota (Reds)...see X-Ray Report for details...the next day he hit 2 more home runs vs. Sarasota.
- + Began the **2008** season with Tennessee...played 38 games for the Smokies at third, shortstop and second base...in May reported to Mesa, Ariz., to learn how to catch...once the Arizona League season began, he appeared in 4 games for the AZL Cubs (2 at catcher)...joined Daytona on June 29 and appeared in 37 games (18 at catcher) while also serving as a utility infielder.
- + On May 15 at Montgomery (Rays), his last game with Tennessee before reporting to Arizona for catching instruction, tied a Southern League record with 3 triples.
- + Declared a minor league free agent on Nov 3, and re-signed with the Cubs the following January.
- + Started the **2007** season at Daytona and earned a July 17 promotion to Tennessee...this marked his first action above Class-A ball in his seventh professional season...in **2006** with Class-A Peoria set a career high with 19 stolen bases...signed with the Cubs as a 16-year-old on July 2, **2000**.

## CAREER BATTING

| YEAR | CLUB                | AVG  | G   | AB   | R   | H   | 2B  | 3B | HR | RBI | SH | SF | HB | BB-I  | SO  | SB | CS | GDP | SLG  | OBP  | E   |
|------|---------------------|------|-----|------|-----|-----|-----|----|----|-----|----|----|----|-------|-----|----|----|-----|------|------|-----|
| 2001 | AZL Cubs            | .234 | 47  | 154  | 15  | 36  | 12  | 0  | 2  | 15  | 6  | 3  | 4  | 10-0  | 42  | 4  | 3  | 0   | .351 | .292 | 21  |
| 2002 | Boise               | .247 | 62  | 231  | 35  | 57  | 15  | 2  | 8  | 38  | 1  | 1  | 6  | 16-0  | 66  | 5  | 2  | 2   | .433 | .311 | 13  |
| 2003 | Lansing             | .232 | 108 | 362  | 51  | 84  | 27  | 1  | 7  | 39  | 4  | 2  | 7  | 28-0  | 82  | 10 | 2  | 11  | .370 | .298 | 19  |
| 2004 | Lansing             | .241 | 84  | 319  | 56  | 77  | 18  | 6  | 7  | 39  | 3  | 0  | 8  | 25-1  | 70  | 7  | 2  | 4   | .401 | .313 | 16  |
| 2005 | Daytona             | .273 | 74  | 231  | 30  | 63  | 6   | 0  | 7  | 27  | 1  | 2  | 3  | 16-0  | 42  | 3  | 4  | 5   | .390 | .325 | 13  |
| 2006 | Peoria              | .242 | 126 | 433  | 74  | 105 | 30  | 2  | 9  | 47  | 7  | 6  | 14 | 69-0  | 79  | 19 | 10 | 7   | .383 | .360 | 15  |
| 2007 | Daytona             | .259 | 79  | 239  | 35  | 62  | 14  | 2  | 3  | 20  | 5  | 0  | 12 | 37-0  | 48  | 8  | 5  | 5   | .372 | .385 | 12  |
|      | Tennessee           | .220 | 42  | 127  | 11  | 28  | 4   | 2  | 2  | 16  | 5  | 0  | 1  | 13-2  | 31  | 1  | 1  | 1   | .331 | .298 | 9   |
| 2008 | Tennessee           | .243 | 38  | 103  | 12  | 25  | 7   | 3  | 0  | 8   | 2  | 2  | 0  | 10-0  | 18  | 0  | 0  | 2   | .369 | .304 | 4   |
|      | AZL Cubs            | .462 | 4   | 13   | 5   | 6   | 1   | 1  | 0  | 3   | 0  | 0  | 0  | 6-0   | 2   | 1  | 0  | 0   | .692 | .632 | 0   |
|      | Daytona             | .283 | 37  | 120  | 22  | 34  | 4   | 2  | 5  | 18  | 3  | 1  | 6  | 26-0  | 21  | 3  | 1  | 2   | .475 | .431 | 5   |
| 2009 | Daytona             | .300 | 69  | 227  | 40  | 68  | 13  | 5  | 11 | 47  | 0  | 3  | 5  | 35-0  | 40  | 2  | 2  | 4   | .546 | .400 | 6   |
|      | Tennessee           | .257 | 12  | 35   | 4   | 9   | 3   | 0  | 0  | 5   | 0  | 1  | 0  | 7-0   | 4   | 0  | 1  | 1   | .343 | .372 | 0   |
| 2010 | Tennessee           | .318 | 77  | 264  | 53  | 84  | 24  | 0  | 15 | 64  | 0  | 7  | 5  | 42-4  | 35  | 1  | 5  | 6   | .580 | .412 | 7   |
|      | Iowa                | .364 | 15  | 55   | 10  | 20  | 4   | 0  | 3  | 10  | 0  | 0  | 5  | 2-0   | 8   | 0  | 0  | 3   | .600 | .435 | 1   |
| 2011 | Durham              | .259 | 78  | 282  | 24  | 73  | 13  | 1  | 6  | 24  | 1  | 0  | 7  | 29-0  | 69  | 1  | 1  | 9   | .376 | .343 | 4   |
|      | Tampa Bay           | .218 | 20  | 55   | 4   | 12  | 2   | 0  | 1  | 7   | 0  | 0  | 0  | 5-0   | 13  | 0  | 0  | 0   | .309 | .283 | 0   |
|      | Minor League Totals | .260 | 951 | 3191 | 476 | 830 | 195 | 27 | 85 | 420 | 38 | 28 | 83 | 371-7 | 656 | 65 | 39 | 62  | .418 | .350 | 144 |
|      | Major League Totals | .218 | 20  | 55   | 4   | 12  | 2   | 0  | 1  | 7   | 0  | 0  | 0  | 5-0   | 13  | 0  | 0  | 0   | .309 | .283 | 0   |

1: Signed by the Chicago Cubs as a free agent, July 2, 2000...signed by Hector Ortega. 2: Acquired by the Tampa Bay Rays along with RH Chris Archer, OF Sam Fuld, OF Brandon Guyer and INF Hak-Ju Lee from Chicago in exchange for RH Matt Garza, OF Fernando Perez and LH Zach Roscup, January 8, 2011.

## CAREER FIELDING

| YEAR | POS        | PCT   | G  | PO  | A | E | TC  | DP | PB |
|------|------------|-------|----|-----|---|---|-----|----|----|
| 2011 | Catcher    | 1.000 | 19 | 115 | 8 | 0 | 123 | 1  | 0  |
|      | First Base | 1.000 | 1  | 2   | 1 | 0 | 3   | 1  | -  |

## LEFT-RIGHT BREAKDOWN

|           | 2011 |    |    |    |     | CAREER |    |    |    |     |
|-----------|------|----|----|----|-----|--------|----|----|----|-----|
|           | AVG  | AB | H  | HR | RBI | AVG    | AB | H  | HR | RBI |
| vs. Left  | .333 | 3  | 1  | 0  | 0   | .333   | 3  | 1  | 0  | 0   |
| vs. Right | .212 | 52 | 11 | 1  | 7   | .212   | 52 | 11 | 1  | 7   |



David Price served as grand marshal in the 2012 Gasparilla Parade in Tampa. His faithful dog, Astro, joined him for the ride. Matt Joyce and James Shields were also grand marshals.

PHOTO BY  
RICK VAUGHN



RIGHT-HANDED PITCHER

# ALEX COBB 53

Alexander Miller Cobb

| BATS  | THROWS | HEIGHT | WEIGHT |
|-------|--------|--------|--------|
| RIGHT | RIGHT  | 6'2"   | 195    |

MAJOR LEAGUE SERVICE **91 days**

OPENING DAY AGE **24**

BORN **10/7/87** in **Boston, MA**

RESIDES **Vero Beach, FL**

CONTRACT STATUS **Signed through 2012**

ACQUIRED **Selected in the fourth round of the 2006 June Draft**

SIGNING SCOUT **Kevin Elfering (Rays)**

 FOLLOW HIM @Acobb53

## X-RAY REPORT

- + Alex's older brother, R.J., is a captain in the U.S. Army and won a Purple Heart after his Humvee was blown up in Iraq, lodging shrapnel in his hands...he made a full recovery and is now stationed at Fort Campbell in Kentucky...R.J. served 16 months in Iraq and was stationed in Germany for three years.
- + His mother, Lindsay Miller-Cobb, was a nurse practitioner who passed away from a stroke at the age of 49, while Alex was a senior in high school...his father, Rick, is an accountant.
- + Alex got a puppy, an American bulldog named Axel, at the end of last season after his surgery.
- + The Vero Beach native served as a Dodgers bat boy during spring training for three years in high school.

## 2011 SEASON

- + Rookie broke into the majors by making 9 starts for the Rays over three stints...was unbeaten (3-0) over his first 7 ML starts, the first AL pitcher to do so since MIN Kevin Slowey in 2007 (8 starts) and the only Ray to do it...suffered his first loss July 30 at SEA as the Rays managed just 1 hit in a 3-2 loss to SEA Michael Pineda.
- + Underwent season-ending surgery Aug 18 to remove a blood clot and blockage in the area of his first right rib...the surgery was performed by Dr. Gregory Pearl at Baylor University Medical Center in Dallas.

- + Made his final start on Aug 6 vs. OAK and was removed after 4.1 IP with discomfort in his right hand, later found to be thoracic outlet syndrome...allowed 5 R/ER in that start and saw his season ERA go from 2.79 to season-ending 3.42.
- + Began the season with Triple-A Durham but was promoted on May 1 and made his major league debut that day in a spot start at home vs. the Angels...earned no decision in the 6-5 loss...totaled 4.1 IP, 4 H, 4 R/ER, 4 BB, 3 SO, 1 HR...was handed a 5-run lead by the Rays in the 1st inning but allowed 4 runs in the 5th inning and left with the game tied...optioned to Durham on May 3.
- + Recalled on May 30 and made 4 starts until he was optioned again on June 18...was recalled a third and final time on July 18.
- + Had a stretch of 5 starts from June 7-July 24 in which he went 3-0 with a 1.44 ERA (31.1-IP, 5-ER).
- + Away from Tropicana Field, went 2-1 with a 1.78 ERA (25.1-IP, 5-ER) in 4 starts, with 21 SO and 3 BB...in 5 home starts, went 1-1 with a 4.94 ERA (27.1-IP, 15-ER), 18 BB and 16 SO.
- + Allowed only 3 HR in 52.2 IP, including a stretch of 40 IP without a HR, after allowing his first homer to LAA Hank Conger in the 2nd inning of his debut.
- + Earned his first major league win on June 7 at LAA, defeating 16-game winner Dan Haren, 4-1...on July 24 at KC tossed 7 shutout innings in a 5-0 victory, avoiding the sweep and earning his third major league win.

- + Combined to go 8-3 with a 2.55 ERA (120-IP, 34-ER) in 21 starts between Durham and Tampa Bay...didn't lose a game at either level until July 2 vs. Gwinnett (Braves), his 15th start of the season.
- + Went 5-1 with a 1.87 ERA (67.1-IP, 14-ER) for Durham, with 70 SO and only 16 BB.

## CAREER HIGHLIGHTS

- + Has lowered his ERA in each of his six minor league seasons, with every promotion.
- + Spent the entire **2010** season with Double-A Montgomery and was named the club's Most Valuable Player despite missing the first month of the season with an oblique injury...made 23 apps (22 starts).
- + His 2.71 ERA ranked 4th in the Southern League and in the Rays organization...recorded 128 SO, 3rd most in the SL and tied for 4th in the Rays system...as a starter, his 9.51 SO/9 IP ratio (117.1-IP, 124-SO) led the league.
- + Struck out 10 or more batters in 3 of his final 6 starts, the first double-digit strikeout games of his five-year career...included was a career-high 13 on Aug 25 at Huntsville (Brewers).
- + Made 7 starts for the Peoria Saguaros of the Arizona Fall League following the season.
- + Participated in the Rays Winter Development Program held in January at Tropicana Field.
- + In **2009** with Class-A Charlotte finished 6th in the Florida State League with a 3.03 ERA...held right-handed hitters to a .210 (51-for-243) avg. compared to .291 (65-for-223) vs. lefties.

- + Threw the first pitch in Stone Crabs history in the team's first game on April 9 vs. Fort Myers (Twins).
- + Was named to the **2008** South Atlantic League midseason All-Star Team...led Class-A Columbus in starts (25) and innings (139.2)...his 3.29 ERA ranked 7th in the Rays system and 8th in the SAL.
- + In **2007** was named the Short-A Hudson Valley Pitcher of the Year after pacing the staff in starts (16), innings pitched (81.1) and strikeouts (62)...ranked 3rd in the NYPL in innings...made his professional debut in **2006** with Rookie-level Princeton.

## PERSONAL & MISC.

- + While pitching for Vero Beach (Fla.) High School, set the school strikeout record (139) his junior season and matched the total as a senior...also played quarterback in high school...committed to Clemson University before signing with the Rays.

## CAREER HIGHS

### LONGEST OUTING

7.0, 7/24/11 vs. KC

### STRIKEOUTS

9, 7/30/11 at SEA

### WALKS

4, 4x-last 8/6/11 vs. OAK

### HR ALLOWED

1, 3x-last 8/6/11 vs. OAK

### RUNS ALLOWED

5, 8/6/11 vs. OAK

### WIN STREAK

3G, 6/7/11 – 7/24/11

### LOSS STREAK

2G, 7/30/11 – 8/6/11

## CAREER PITCHING

| YEAR | CLUB                       | W         | L         | ERA         | G          | GS        | CG       | SHO      | SV       | IP           | H          | R          | ER         | HR        | HB        | BB-I         | SO         | WP        | BK       |
|------|----------------------------|-----------|-----------|-------------|------------|-----------|----------|----------|----------|--------------|------------|------------|------------|-----------|-----------|--------------|------------|-----------|----------|
| 2006 | Princeton                  | 0         | 0         | 5.19        | 6          | 1         | 0        | 0        | 0        | 8.2          | 9          | 7          | 5          | 3         | 0         | 3-0          | 8          | 1         | 0        |
| 2007 | Hudson Valley              | 5         | 6         | 3.54        | 16         | 16        | 0        | 0        | 0        | 81.1         | 78         | 36         | 32         | 4         | 4         | 31-0         | 62         | 2         | 1        |
| 2008 | Columbus                   | 9         | 7         | 3.29        | 25         | 25        | 0        | 0        | 0        | 139.2        | 113        | 59         | 51         | 16        | 16        | 35-0         | 97         | 3         | 2        |
| 2009 | Charlotte                  | 8         | 5         | 3.03        | 24         | 23        | 0        | 0        | 0        | 124.2        | 116        | 49         | 42         | 6         | 9         | 31-1         | 107        | 8         | 2        |
| 2010 | Montgomery                 | 7         | 5         | 2.71        | 23         | 22        | 0        | 0        | 0        | 119.2        | 120        | 47         | 36         | 7         | 4         | 35-1         | 128        | 5         | 0        |
| 2011 | Durham                     | 5         | 1         | 1.87        | 12         | 12        | 0        | 0        | 0        | 67.1         | 61         | 19         | 14         | 4         | 2         | 16-0         | 70         | 1         | 0        |
|      | <b>Tampa Bay</b>           | <b>3</b>  | <b>2</b>  | <b>3.42</b> | <b>9</b>   | <b>9</b>  | <b>0</b> | <b>0</b> | <b>0</b> | <b>52.2</b>  | <b>49</b>  | <b>21</b>  | <b>20</b>  | <b>3</b>  | <b>1</b>  | <b>21-1</b>  | <b>37</b>  | <b>2</b>  | <b>0</b> |
|      | <b>Minor League Totals</b> | <b>34</b> | <b>24</b> | <b>2.99</b> | <b>106</b> | <b>99</b> | <b>0</b> | <b>0</b> | <b>0</b> | <b>541.1</b> | <b>497</b> | <b>217</b> | <b>180</b> | <b>40</b> | <b>35</b> | <b>151-2</b> | <b>472</b> | <b>20</b> | <b>5</b> |
|      | <b>Major League Totals</b> | <b>3</b>  | <b>2</b>  | <b>3.42</b> | <b>9</b>   | <b>9</b>  | <b>0</b> | <b>0</b> | <b>0</b> | <b>52.2</b>  | <b>49</b>  | <b>21</b>  | <b>20</b>  | <b>3</b>  | <b>1</b>  | <b>21-1</b>  | <b>37</b>  | <b>2</b>  | <b>0</b> |


1: Selected by the Tampa Bay Rays in the fourth round of the 2006 June Draft...signed by Kevin Elfering.

## CAREER FIELDING

| YEAR | POSITION | PCT  | G | PO | A | E | TC | DP |
|------|----------|------|---|----|---|---|----|----|
| 2011 | Pitcher  | .917 | 9 | 5  | 6 | 1 | 12 | 0  |

## LEFT-RIGHT BREAKDOWN

|           | 2011 |     |    |    | CAREER |     |    |    |
|-----------|------|-----|----|----|--------|-----|----|----|
|           | AVG  | AB  | H  | HR | AVG    | AB  | H  | HR |
| vs. Left  | .259 | 116 | 30 | 3  | .259   | 116 | 30 | 3  |
| vs. Right | .224 | 85  | 19 | 0  | .224   | 85  | 19 | 0  |



RIGHT-HANDED PITCHER

# ALEX COLOME 37

Alexander Manuel Colome (CALL-uh-may)

|                      |                        |                       |                      |
|----------------------|------------------------|-----------------------|----------------------|
| BATS<br><b>RIGHT</b> | THROWS<br><b>RIGHT</b> | HEIGHT<br><b>6'2"</b> | WEIGHT<br><b>185</b> |
|----------------------|------------------------|-----------------------|----------------------|

MAJOR LEAGUE SERVICE **None**

OPENING DAY AGE **23**

BORN **12/31/88** in **Santo Domingo, D.R.**

RESIDES **San Pedro de Macoris, D.R.**

CONTRACT STATUS **Signed through 2012**

ACQUIRED **Signed as a free agent, 3/20/07**

SIGNING SCOUT **Eddy Toledo (Rays)**

## X-RAY REPORT

- + Is the nephew of former Rays relief pitcher Jesus Colome.

## 2011 SEASON

- + Split the season between Class-A Charlotte and Double-A Montgomery...combined to go 12-9 with a 3.82 ERA (157-2-IP, 67-ER)...his 12 wins tied for 2nd most among Rays minor leaguers...157.2 IP ranked 2nd behind Matt Moore.
- + Began the season with Charlotte...held opposing batters to a .214 (78-for-365) avg. over his 19 starts...won 8 of his last 9 starts with the Stone Crabs, boasting a 1.82 ERA (54-1-IP, 11-ER) in that span...named a Florida State League midseason All-Star and his 92 SO ranked 6th in the FSL at the time of his promotion.
- + Promoted to Montgomery on July 23 and made 9 starts there to finish the year...held left-handed batters to a .143 (11-for-77) avg. ...recorded a 1-hit shutout (7 innings) on Aug 9 vs. Mobile.
- + Ranked as the No. 5 prospect in the Rays farm system by *Baseball America* entering 2012.

## CAREER HIGHLIGHTS

- + Spent the majority of the **2010** season with Class-A Bowling Green and made 1 start with Charlotte to end the season...on the year, went 6-6 with a 3.89 ERA (118-IP, 51-ER) and 126 SO.
- + Had the 2nd-highest SO/9 IP ratio in the Midwest League (9.32) and was named to the MWL midseason All-Star Team...ranked as the No. 9 prospect in the Rays system by *Baseball America* after the season.
- + Participated in the Rays Winter Development Program at Tropicana Field after the season.
- + In **2009**, led the Rays organization and ranked 2nd in the New York-Penn League in ERA as he went 7-4 with a 1.66 ERA (76-IP, 14-ER)...led the NYPL with 94 SO and tied for the league lead with 2 CG...was named the Rays Minor League Pitcher of the Month for July.
- + Entered the season ranked as the No. 24 prospect in the org. by *BA* and climbed to No. 8 on the list after the season...was named the No. 2 prospect (and top pitching prospect) in the NYPL by *BA*.

## CAREER PITCHING

| YEAR                       | CLUB          | W         | L         | ERA         | G         | GS        | CG       | SHO      | SV       | IP           | H          | R          | ER         | HR        | HB        | BB-I         | SO         | WP        | BK       |
|----------------------------|---------------|-----------|-----------|-------------|-----------|-----------|----------|----------|----------|--------------|------------|------------|------------|-----------|-----------|--------------|------------|-----------|----------|
| 2007                       | DSL Rays      | 1         | 6         | 2.97        | 14        | 11        | 0        | 0        | 0        | 39.1         | 30         | 18         | 13         | 1         | 5         | 31-0         | 50         | 16        | 0        |
| 2008                       | Princeton     | 0         | 5         | 6.80        | 12        | 11        | 0        | 0        | 0        | 46.1         | 50         | 45         | 35         | 5         | 7         | 26-0         | 52         | 6         | 3        |
| 2009                       | Hudson Valley | 7         | 4         | 1.66        | 15        | 15        | 2        | 1        | 0        | 76.0         | 46         | 22         | 14         | 0         | 5         | 32-0         | 94         | 5         | 0        |
| 2010                       | Bowling Green | 6         | 6         | 3.95        | 22        | 22        | 1        | 0        | 0        | 114.0        | 98         | 59         | 50         | 14        | 4         | 45-0         | 118        | 4         | 2        |
|                            | Charlotte     | 0         | 0         | 2.25        | 1         | 1         | 0        | 0        | 0        | 4.0          | 5          | 1          | 1          | 0         | 1         | 0-0          | 8          | 0         | 0        |
| 2011                       | Charlotte     | 9         | 5         | 3.66        | 19        | 19        | 1        | 0        | 0        | 105.2        | 78         | 45         | 43         | 8         | 6         | 44-0         | 92         | 9         | 2        |
|                            | Montgomery    | 3         | 4         | 4.15        | 9         | 9         | 1        | 1        | 0        | 52.0         | 41         | 25         | 24         | 5         | 6         | 28-1         | 31         | 8         | 0        |
| <b>Minor League Totals</b> |               | <b>26</b> | <b>30</b> | <b>3.70</b> | <b>92</b> | <b>88</b> | <b>5</b> | <b>2</b> | <b>0</b> | <b>437.1</b> | <b>348</b> | <b>215</b> | <b>180</b> | <b>33</b> | <b>34</b> | <b>206-1</b> | <b>445</b> | <b>48</b> | <b>7</b> |

1: Signed by the Tampa Bay Rays as a free agent, March 20, 2007...signed by Eddy Toledo.



RIGHT-HANDED PITCHER

# WADE DAVIS 40

Wade Allen Davis

| BATS         | THROWS       | HEIGHT      | WEIGHT     |
|--------------|--------------|-------------|------------|
| <b>RIGHT</b> | <b>RIGHT</b> | <b>6'5"</b> | <b>225</b> |

MAJOR LEAGUE SERVICE **2 years, 32 days**OPENING DAY AGE **26**BORN **9/7/85** in Lake Wales, FLRESIDES **Marlboro, NY**CONTRACT STATUS **Signed through 2014 with club options for 2015, 2016 and 2017**ACQUIRED **Selected in the third round of the 2004 June Draft**SIGNING SCOUT **Kevin Elfering (Rays)**

## X-RAY REPORT

- + Wade loves working with kids and organized the Full Count Foundation to help children, especially those who are at risk or have special needs or chronic illnesses...Full Count sponsors the Dutchess Debs, a 12-and-under girls travel softball team based in New York, and provided them with jerseys, uniforms, equipment and more...this offseason he served as a guest instructor at a free baseball clinic for kids ages 6 to 16 at the Extra Innings training center in New York.
- + In April 2011, Wade joined a large group of Tampa Bay Lightning players and local business leaders who shaved their heads for the Cut for a Cure campaign, a fundraiser benefiting the Pediatric Cancer Foundation in Tampa...had his head shaved atop the Rays dugout after a game...Lightning stars Vinny Lecavalier, Marty St. Louis, Ryan Malone, Teddy Purcell, Nate Thompson, Victor Hedman and Mike Smith also participated.
- + He once shot and bagged a 6-foot, 300-pound black bear with a crossbow on a hunting trip in Toronto.
- + Wade and his wife, Katelyn, have two dogs: a Yorkshire terrier named Abigail and a German Shepherd named Charlie, who joined the family last year.
- + His ERA was more than two runs lower at home than on the road...went 6-4 with a 3.48 ERA (101-IP, 39-ER) in 15 home starts...was 5-6 with a 5.64 ERA (83-IP, 52-ER) in 14 starts away from Tropicana Field, despite receiving the AL's 8th-highest run support on the road...received 3.56 R/9 IP (101-IP, 40-RS) in run support at home compared to 6.72 R/9 IP (83-IP, 62-RS) on the road.
- + After the All-Star break went 3-0 with a 2.85 ERA (53.2-IP, 17-ER) in 7 starts at Tropicana Field, with the Rays winning each of those games...in 6 road starts after the break he went 1-4 with a 7.96 ERA (31.2-IP, 50-H, 28-ER).
- + Averaged only 5.14 S0/9 IP, 6th-lowest rate in the AL...in 18 starts through July 22, averaged 4.13 S0/9 IP (109-IP, 50-S0)...after that, however, averaged 6.60 S0/9 IP (75-IP, 55-S0) over his last 11 starts.
- + His 46.7 groundball pct. was 5th lowest in the AL.
- + Yielded 12.77 base runners per 9 innings, highest on the staff and 7th highest in the AL.
- + Opponents stole only 2 bases in 6 SB attempts (33.3 percent)—tied for the 2nd lowest success rate in the majors...only CWS Mark Buehrle (3-for-10, 30 percent) was better.
- + On Sep 9 vs. BOS threw his lone complete game of the season and second of his career, defeating John Lackey, 7-2, for his 10th win...also tossed 9 innings on Aug 24 vs. DET but received no decision in the 10-inning, 3-2 win.

## 2011 SEASON

- + Went 11-10 with a 4.45 ERA in 29 starts, throwing a career-high 184 innings despite a brief stint on the disabled list with a right forearm strain.



- + Was placed on the DL with a right forearm strain on July 7...returned on July 22, after missing only 1 start because of the All-Star break.
- + On March 31 agreed to a seven-year contract with the Rays, with the first four years (and \$12.6 million) guaranteed...the Rays hold three one-year options for 2015, 2016 and 2017, with a maximum value of \$35.1 million if the options are exercised...he will donate a portion of his contract to the Rays Baseball Foundation.
- + **POSTSEASON:** Made 2 relief apps in the ALDS vs. Texas, pitching out of the bullpen for the first time of his professional career...in Game 1 retired the side in order in the 9th inning...in Game 4 recorded 1.1 scoreless frames.

## CAREER HIGHLIGHTS

- + In **2010** led AL rookies with 12 wins, one behind STL Jaime Garcia for the major league rookie lead...also led AL rookies in ERA (4.07, tied SEA David Pauley) and ranked 2nd in innings pitched, strikeouts and games started behind BAL Brian Matusz.
- + Chosen as the team's Outstanding Rookie by the Tampa Bay Chapter of the BBWAA.
- + Named AL Rookie of the Month for July after going 4-0 in 5 starts with a 3.03 ERA (32-IP, 11-ER)...was the first Rays pitcher to win a Rookie of the Month award.
- + Went 3-1 with a 2.79 ERA over his first 5 starts (through May 2)...went 2-8 with a 5.90 ERA over his middle 11 starts (May 8-July 3)...over his last 13 starts (July 8 on) went 6-1 with a 3.22 ERA, with the Rays winning 10 of those games.
- + Faced the opposing team's Opening Day starter (all former All-Stars) in each of his first 6 starts, and the Rays won four of those games, including wins over CWS Mark Buehrle and KC Zack Greinke.
- + Compiled a 7-game winning streak, July 8-Sep 11, tying MIL John Axford for the longest by a rookie in the majors in 2010...the streak is tied for the longest in club history with Jeff Niemann (twice, 2008-09 and 2011) and Mark Hendrickson (2005), and is the longest ever by a Rays rookie...after his loss June 27 vs. ARI, did not lose again until Sep 27 vs. BAL, a stretch of 12 unbeaten starts.
- + Went 0-5 with a 6.00 ERA (27-IP, 18-ER) in 5 starts in the month of June.
- + On Aug 10, was placed on the 15-day DL with a right shoulder strain, retroactive to Aug 6... Jeremy Hellickson was recalled to replace him on the roster...was reinstated to start on Aug 24 at LAA...went 3-1 with a 3.09 ERA (46.2-IP, 16-ER) over 8 starts after returning from the DL.
- + Entered 2010 ranked by *Baseball America* as the No. 3 prospect in the Rays org. behind Desmond Jennings and Jeremy Hellickson.
- + In **2009** was promoted from Triple-A Durham on Sep 4, made his major league debut two days later and made 6 starts for the Rays over the season's final month.
- + Both of his victories came over Baltimore... was one of three rookies in the Rays rotation in September, joining Jeff Niemann and David Price.
- + Made his debut Sep 6 vs. DET, one day before his 24th birthday...received no decision in the 5-3 Rays loss, totaling 7 IP, 3 H, 1 R/ER, 1 BB, 9 SO, 105 pitches...his 9 SO set a club record for a major league debut...left with a 3-1 lead and was 2 outs from victory when Brandon Inge hit a grand slam off Russ Springer.
- + The 9 SO were the most by a pitcher making his debut since BOS Daisuke Matsuzaka (10) on April 5, 2007...fanned his first 4 batters faced, recorded his first 6 outs via the strikeout and retired 13 of his first 14 batters.
- + On Sep 17 at BAL, his 3rd start, he tossed a complete-game, 4-hit shutout to earn his first major league win (2-BB, 10-SO)...was the first pitcher to throw a 9-inning CG SHO in his third major league game (or sooner) since BOS Clay Buchholz's no-hitter on Sep 1, 2007 vs. BAL (second career game).
- + Became the first pitcher to record his first major league win via a CG SHO (min. 9 IP) since LAA Ervin Santana, May 23, 2005 vs. CWS...was the second Ray to do it, joining Travis Harper (Sep 24, 2000 at TOR)...became the first pitcher in 17 years to throw a CG SHO with 10-plus SO in his first win since CAL Tim Lincecum on July 25, 1992 vs. DET.
- + Led the International League in innings pitched...ranked among IL leaders in strikeouts (2nd) and ERA (7th)...among all Triple-A pitchers, ranked 2nd in strikeouts and 3rd in opp avg.
- + Began the **2008** season with Double-A Montgomery and earned a promotion to Durham at the All-Star break...despite the July 16 promotion, was named Montgomery's Pitcher of the Year.
- + Started the Southern League All-Star Game on July 14 and suffered the loss...was one of six Biscuits selected to the South squad.
- + Named the Rays No. 3 prospect after the season by *BA*, after David Price and Tim Beckham...*BA* also ranked him the Best Curveball in the org. for the second consecutive year.

- Named the **2007** Rays Minor League Pitcher of the Year by the team's Baseball Operations department while going a combined 10-3 with a 2.50 ERA (158.1-IP, 128-H, 44-ER, 51-BB, 169-SO) in 27 starts at Class-A Vero Beach and Montgomery...was promoted on June 19.
- His 169 SO were 2nd in the organization and 7th overall in the minor leagues.
- Hurled his second career no-hitter on May 4 at Jupiter (Marlins), striking out 6 in the 7-inning victory...owns 2 of the 9 complete-game no-hitters in the history of the organization.
- Did not lose until his 21st start, July 28 vs. Birmingham (White Sox)...started the first game of each playoff round for the Biscuits en route to the SL championship.
- Following the season, was named the No. 4 prospect in the org. and the No. 17 prospect in the game by *BA*...selected to *BA*'s All-Minor League Team (second team)...named a Florida State League midseason All-Star.
- In **2006**, finished 2nd in the Midwest League and the Rays system with 165 strikeouts while pitching for Class-A Southwest Michigan...crafted a 1.00 ERA (54-IP, 6-ER) over his first 10 starts, including a 0.67 ERA in April.
- Tossed a complete-game, 7-inning no-hitter on Aug 31 against Beloit (Twins), but still lost as a pair of errors (including one of his own) allowed a run to score in a 1-0 game.
- Ranked the No. 7 prospect in the organization and No. 8 prospect from the MWL by *BA*.
- Named Short-A Hudson Valley's Pitcher of the Year in **2005**...led the Renegades staff with a 2.72 ERA, 7th best in the New York-Penn League and 2nd lowest among Rays minor leaguers...led the league with 97 strikeouts.
- Selected as a NYPL All-Star...tabbed the 6th-best Rays prospect and the 3rd-best prospect in the NYPL by *Baseball America*.
- Made his pro debut with Rookie-level Princeton in **2004** and led the team in starts and innings pitched.

## PERSONAL & MISC.

- His second cousin is former Cubs catcher and two-time All-Star Jody Davis (1981-88 Cubs; 1988-90 Braves).
- In his senior season at Lake Wales (Fla.) High School, went 7-3 with a 0.79 ERA in 13 games...allowed 47 hits, 14 walks and struck out 114 batters in 71 innings...tendinitis in his shoulder forced him to DH and play 1B play for Lake Wales his junior season...pitched in the playoffs.
- Was headed to the University of Florida before signing with the Rays...he remains an avid fan of Gators football.
- Is one of nine Florida-born players to make his major league debut for the Rays, joining Kenny Kelly (2000), Bobby Seay (2001), Lance Carter (2003), Doug Waechter (2003), John Webb (2004), Shawn Riggans (2006), Elijah Dukes (2007) and Matt Moore (2011).

## CAREER HIGHS

### COMPLETE GAMES (2),

### SHUTOUTS (1)

9/9/11 vs. BOS – 6-hit CG;

9/17/09 at BAL – 4-hit SHO

### LONGEST OUTING

9.0, 3x-last 9/9/11 vs. BOS

### STRIKEOUTS

10, 9/17/09 at BAL

### WALKS

5, 3x-last 9/20/11 at NYY

### HR ALLOWED

3, 7/3/10 at MIN

### RUNS ALLOWED

8, 2x-last 6/4/10 at TEX

### WIN STREAK

7G, 7/8/10 – 9/11/10

### LOSS STREAK

5G, 6/4/10 – 6/27/10

## CAREER PITCHING

| YEAR | CLUB                | W  | L  | ERA  | G   | GS  | CG | SHO | SV | IP    | H   | R   | ER  | HR | HB | BB-I  | SO  | WP | BK |
|------|---------------------|----|----|------|-----|-----|----|-----|----|-------|-----|-----|-----|----|----|-------|-----|----|----|
| 2004 | Princeton           | 3  | 5  | 6.09 | 13  | 13  | 0  | 0   | 0  | 57.2  | 71  | 46  | 39  | 8  | 2  | 19-0  | 38  | 3  | 0  |
| 2005 | Hudson Valley       | 7  | 4  | 2.72 | 15  | 15  | 0  | 0   | 0  | 86.0  | 75  | 35  | 26  | 5  | 5  | 23-0  | 97  | 3  | 0  |
| 2006 | SW Michigan         | 7  | 12 | 3.02 | 27  | 27  | 1  | 0   | 0  | 146.0 | 124 | 61  | 49  | 5  | 8  | 64-0  | 165 | 4  | 1  |
| 2007 | Vero Beach          | 3  | 0  | 1.84 | 13  | 13  | 1  | 1   | 0  | 78.1  | 54  | 20  | 16  | 5  | 4  | 21-0  | 88  | 4  | 0  |
|      | Montgomery          | 7  | 3  | 3.15 | 14  | 14  | 0  | 0   | 0  | 80.0  | 74  | 37  | 28  | 3  | 4  | 30-0  | 81  | 5  | 0  |
| 2008 | Montgomery          | 9  | 6  | 3.85 | 19  | 19  | 0  | 0   | 0  | 107.2 | 104 | 49  | 46  | 7  | 9  | 42-1  | 81  | 4  | 0  |
|      | Durham              | 4  | 2  | 2.72 | 9   | 9   | 0  | 0   | 0  | 53.0  | 39  | 16  | 16  | 5  | 4  | 24-1  | 55  | 0  | 0  |
| 2009 | Durham              | 10 | 8  | 3.40 | 28  | 28  | 0  | 0   | 0  | 158.2 | 139 | 71  | 60  | 14 | 6  | 60-1  | 140 | 7  | 0  |
|      | Tampa Bay           | 2  | 2  | 3.72 | 6   | 6   | 1  | 1   | 0  | 36.1  | 33  | 19  | 15  | 2  | 0  | 13-1  | 36  | 1  | 0  |
| 2010 | Tampa Bay           | 12 | 10 | 4.07 | 29  | 29  | 0  | 0   | 0  | 168.0 | 165 | 77  | 76  | 24 | 5  | 62-2  | 113 | 4  | 0  |
| 2011 | Tampa Bay           | 11 | 10 | 4.45 | 29  | 29  | 1  | 0   | 0  | 184.0 | 190 | 96  | 91  | 23 | 8  | 63-1  | 105 | 6  | 0  |
|      | Minor League Totals | 50 | 40 | 3.28 | 138 | 138 | 2  | 1   | 0  | 767.1 | 680 | 335 | 280 | 52 | 42 | 283-3 | 745 | 30 | 1  |
|      | Major League Totals | 25 | 22 | 4.22 | 64  | 64  | 2  | 1   | 0  | 388.1 | 388 | 192 | 182 | 49 | 13 | 138-4 | 254 | 11 | 0  |

1: Selected by the Tampa Bay Rays in the third round of the 2004 June Draft...signed by Kevin Elfering.

CAREER BATTING

| YEAR                       | CLUB      | AVG         | AB       | R        | H        | 2B       | 3B       | HR       | RBI      | SH       | SF       | HB       | BB-I       | SO       | SB       | CS       | GDP      | SLG         | OBP         |
|----------------------------|-----------|-------------|----------|----------|----------|----------|----------|----------|----------|----------|----------|----------|------------|----------|----------|----------|----------|-------------|-------------|
| 2010                       | Tampa Bay | .000        | 1        | 0        | 0        | 0        | 0        | 0        | 0        | 0        | 0        | 0        | 0-0        | 0        | 0        | 0        | 0        | .000        | .000        |
| 2011                       | Tampa Bay | .500        | 2        | 0        | 1        | 0        | 0        | 0        | 0        | 2        | 0        | 0        | 0-0        | 1        | 0        | 0        | 0        | .500        | .500        |
| <b>Major League Totals</b> |           | <b>.333</b> | <b>5</b> | <b>0</b> | <b>1</b> | <b>0</b> | <b>0</b> | <b>0</b> | <b>0</b> | <b>2</b> | <b>0</b> | <b>0</b> | <b>0-0</b> | <b>1</b> | <b>0</b> | <b>0</b> | <b>0</b> | <b>.333</b> | <b>.333</b> |

POSTSEASON PITCHING


| YEAR             | SERIES | CLUB       | W        | L        | ERA         | G        | GS       | CG       | SHO      | SV       | IP         | H        | R        | ER       | HR       | HB       | BB-I       | SO       | WP       | BK       |
|------------------|--------|------------|----------|----------|-------------|----------|----------|----------|----------|----------|------------|----------|----------|----------|----------|----------|------------|----------|----------|----------|
| 2010             | ALDS   | TB vs. TEX | 1        | 0        | 3.60        | 1        | 1        | 0        | 0        | 0        | 5.0        | 7        | 2        | 2        | 1        | 0        | 3-0        | 7        | 0        | 0        |
| 2011             | ALDS   | TB vs. TEX | 0        | 0        | 0.00        | 2        | 0        | 0        | 0        | 0        | 2.1        | 1        | 0        | 0        | 0        | 0        | 1-0        | 1        | 0        | 0        |
| <b>DS Totals</b> |        |            | <b>1</b> | <b>0</b> | <b>2.45</b> | <b>3</b> | <b>1</b> | <b>0</b> | <b>0</b> | <b>0</b> | <b>7.1</b> | <b>8</b> | <b>2</b> | <b>2</b> | <b>1</b> | <b>0</b> | <b>4-0</b> | <b>8</b> | <b>0</b> | <b>0</b> |

CAREER FIELDING

| YEAR          | POSITION | PCT         | G         | PO        | A         | E        | TC        | DP       |
|---------------|----------|-------------|-----------|-----------|-----------|----------|-----------|----------|
| 2009          | Pitcher  | 1.000       | 6         | 5         | 0         | 0        | 5         | 0        |
| 2010          | Pitcher  | .946        | 29        | 16        | 19        | 2        | 37        | 4        |
| 2011          | Pitcher  | 1.000       | 29        | 11        | 18        | 0        | 29        | 4        |
| <b>Totals</b> |          | <b>.972</b> | <b>64</b> | <b>32</b> | <b>37</b> | <b>2</b> | <b>71</b> | <b>8</b> |

LEFT-RIGHT BREAKDOWN

|           | 2011 |     |     |    | CAREER |     |     |    |
|-----------|------|-----|-----|----|--------|-----|-----|----|
|           | AVG  | AB  | H   | HR | AVG    | AB  | H   | HR |
| vs. Left  | .289 | 350 | 101 | 8  | .270   | 788 | 213 | 24 |
| vs. Right | .246 | 362 | 89  | 15 | .248   | 706 | 175 | 25 |



On April 3, 2010, Wade participated in his first "Cut for a Cure," an event benefitting the Pediatric Cancer Foundation and the Vincent Lecavalier Foundation. With the help of the team barber, three young girls each took turns with the razor and helped give Davis a "sleeker" look.

PHOTOS BY SKIP MILOS



RIGHT-HANDED PITCHER

# DANE DE LA ROSA 49

Dane David De La Rosa

|                      |                        |                       |                      |
|----------------------|------------------------|-----------------------|----------------------|
| BATS<br><b>RIGHT</b> | THROWS<br><b>RIGHT</b> | HEIGHT<br><b>6'7"</b> | WEIGHT<br><b>220</b> |
|----------------------|------------------------|-----------------------|----------------------|

MAJOR LEAGUE SERVICE **21 days**OPENING DAY AGE **29**BORN **2/1/83** in **Torrance, CA**RESIDES **Murrieta, CA**CONTRACT STATUS **Signed through 2012**ACQUIRED **Signed as a minor league free agent, 11/11/09**SIGNING SCOUT **Jeff Patterson (Yankees)**

FOLLOW HIM @daner13

## X-RAY REPORT

- + Pitched for six different independent teams in three different leagues, all between 2005-09: the Yuma Scorpions, Long Beach Armada, Orange County Flyers and Victoria Seals, all of the Golden Baseball League; the Southern Maryland Blue Crabs of the Atlantic League; and the El Paso Diablos of the American Association.
- + Spent a season as the closer for the late Hall of Famer Gary Carter, who managed the Orange County Flyers in 2008...during that season the Flyers won the GBL championship and Carter was named the league's Manager of the Year.
- + Nearly quit baseball after his first season of independent ball...he sat out the entire 2006 season, got his real estate license and began working for a real estate company in Temecula, Calif. ...after three months in the business, he decided it was too slow and went back to pitching.

## 2011 SEASON

- + Spent the majority of the season at Triple-A Durham, but made 7 relief apps over two stints in the majors, his first time in the big leagues.
- + Recalled by the Rays on July 19 and made his major league debut the following day vs. the Yankees at Tropicana Field...relieved David Price with 1 out in the 8th inning, trailing 2-0...struck out his first batter (Mark Teixeira) and escaped the inning unharmed...in the 9th inning walked 2 batters and was removed...optioned to Durham on July 22.

- + Recalled a second time on Sep 11 and remained with the Rays for the rest of the season...made 6 apps during his second stint, 4 of them scoreless.
- + Six of his 8 R/ER allowed came on Sep 22 at NYY...entered for Matt Moore with a 13-0 lead and yielded 6 R/ER on 8 hits over one inning of work...Rays went on to win, 15-8.
- + Led the Durham bullpen with 52 relief apps and 70.1 innings...went 2-2 with 4 saves and a 2.03 ERA (26.2-IP, 6-ER) in 20 games after the All-Star break.
- + Appeared in 4 games for the Rays in his first major league camp during spring training.

## CAREER HIGHLIGHTS

- + In **2010** returned from essentially a five-year absence from affiliated baseball, with the exception of 1 app in 2007...spent the majority of the season in the bullpen at Double-A Montgomery, where he went 9-3 with 4 saves and a 1.97 ERA (73-IP, 16-ER)...promoted to the Biscuits on April 24 after appearing in 2 games for Class-A Charlotte...had made only 21 career apps in affiliated baseball before 2010.
- + Led the Biscuits with 47 apps, which tied for 4th in the Southern League.
- + Selected to attend the Rays Winter Development Program held at Tropicana Field after the season.
- + In **2009** pitched for three different independent league clubs, culminating with an 18-game stint with the Southern Maryland Blue

Crabs in the Atlantic League...signed a minor league deal with the Rays on Nov 11.

- + In **2008** was released by the Brewers on March 25...signed with the independent Orange County Flyers and converted 14 saves.
- + Began the **2007** season with independent Long Beach, and led the team with 16 saves...on Sep 4 signed a minor league contract with the Brewers and reported to Rookie-level Helena (Brewers) of the Pioneer League, where he made 1 app.
- + Spent the **2005** season with the independent Yuma Scorpions...opened the **2004** campaign with the Gulf Coast League Yankees in Tampa... went 2-0 with a 2.88 ERA in 14 apps (1 start) and made 1 app with Short-A Staten Island... was released by the Yankees following the season...in **2003** made his pro debut with the GCL Yankees.

## PERSONAL & MISC.

- + Is engaged to marry Katie Cuddy in November... Katie is a longtime friend of his sister.
- + Has two King Charles Spaniels named Lucy and Charles.
- + Selected as a draft-and-follow by the Yankees in the 24th round of the 2002 June Draft out of Riverside (Calif.) Community College...signed in May 2003.

## CAREER PITCHING

| YEAR                       | CLUB                    | W            | L        | ERA         | G          | GS       | CG       | SHO      | SV        | IP           | H          | R         | ER        | HR        | HB        | BB-I        | SO         | WP        | BK       |  |
|----------------------------|-------------------------|--------------|----------|-------------|------------|----------|----------|----------|-----------|--------------|------------|-----------|-----------|-----------|-----------|-------------|------------|-----------|----------|--|
| 2003                       | GCL Yankees             | 0            | 0        | 3.00        | 5          | 1        | 0        | 0        | 0         | 9.0          | 5          | 3         | 3         | 0         | 0         | 6-0         | 12         | 3         | 1        |  |
| 2004                       | GCL Yankees             | 2            | 0        | 2.88        | 14         | 1        | 0        | 0        | 1         | 34.1         | 25         | 13        | 11        | 1         | 5         | 12-0        | 32         | 2         | 0        |  |
|                            | Staten Island           | 0            | 0        | 0.00        | 1          | 0        | 0        | 0        | 0         | 1.2          | 1          | 2         | 0         | 0         | 0         | 2-0         | 1          | 0         | 0        |  |
| 2005                       | Yuma (IND)              | 1            | 6        | 6.45        | 23         | 10       | 0        | 0        | 0         | 67.0         | 76         | 57        | 48        | 5         | 5         | 38-0        | 54         | 6         | 1        |  |
| 2006                       |                         | Did Not Play |          |             |            |          |          |          |           |              |            |           |           |           |           |             |            |           |          |  |
| 2007                       | Long Beach (IND)        | 2            | 4        | 3.69        | 39         | 0        | 0        | 0        | 16        | 46.1         | 42         | 22        | 19        | 1         | 2         | 16-6        | 53         | 1         | 0        |  |
|                            | Helena                  | 0            | 0        | 0.00        | 1          | 0        | 0        | 0        | 0         | 2.0          | 1          | 0         | 0         | 0         | 0         | 1-0         | 3          | 2         | 0        |  |
| 2008                       | Orange County (IND)     | 2            | 2        | 4.41        | 32         | 0        | 0        | 0        | 14        | 34.2         | 35         | 24        | 17        | 1         | 0         | 13-0        | 40         | 3         | 1        |  |
| 2009                       | El Paso (IND)           | 1            | 4        | 8.07        | 15         | 6        | 0        | 0        | 1         | 35.2         | 51         | 38        | 32        | 3         | 0         | 20-0        | 37         | 5         | 0        |  |
|                            | Victoria (IND)          | 0            | 1        | 2.45        | 6          | 0        | 0        | 0        | 1         | 3.2          | 4          | 1         | 1         | 0         | 0         | 2-2         | 3          | 1         | 0        |  |
|                            | Southern Maryland (IND) | 1            | 1        | 1.11        | 18         | 0        | 0        | 0        | 3         | 24.1         | 16         | 4         | 3         | 2         | 1         | 7-2         | 32         | 0         | 0        |  |
| 2010                       | Charlotte               | 0            | 0        | 3.00        | 2          | 0        | 0        | 0        | 0         | 3.0          | 4          | 1         | 1         | 0         | 0         | 0-0         | 5          | 2         | 0        |  |
|                            | Montgomery              | 9            | 3        | 1.97        | 47         | 0        | 0        | 0        | 4         | 73.0         | 66         | 20        | 16        | 3         | 1         | 26-5        | 75         | 8         | 0        |  |
| 2011                       | Durham                  | 6            | 5        | 3.20        | 52         | 0        | 0        | 0        | 6         | 70.1         | 63         | 26        | 25        | 8         | 4         | 26-1        | 83         | 3         | 0        |  |
|                            | Tampa Bay               | 0            | 0        | 9.82        | 7          | 0        | 0        | 0        | 0         | 7.1          | 10         | 8         | 8         | 1         | 0         | 3-0         | 8          | 1         | 0        |  |
| <b>Minor League Totals</b> |                         | <b>17</b>    | <b>8</b> | <b>2.61</b> | <b>122</b> | <b>2</b> | <b>0</b> | <b>0</b> | <b>11</b> | <b>193.1</b> | <b>165</b> | <b>65</b> | <b>56</b> | <b>12</b> | <b>10</b> | <b>73-6</b> | <b>211</b> | <b>20</b> | <b>1</b> |  |
| <b>Major League Totals</b> |                         | <b>0</b>     | <b>0</b> | <b>9.82</b> | <b>7</b>   | <b>0</b> | <b>0</b> | <b>0</b> | <b>0</b>  | <b>7.1</b>   | <b>10</b>  | <b>8</b>  | <b>8</b>  | <b>1</b>  | <b>0</b>  | <b>3-0</b>  | <b>8</b>   | <b>1</b>  | <b>0</b> |  |

1: Selected by the New York Yankees in the 24th round of the 2002 June Draft. ...signed by Jeff Patterson. 2: Signed by the Milwaukee Brewers as a free agent, September 4, 2007. 3: Signed by the Tampa Bay Rays as a free agent, November 11, 2009.

## CAREER FIELDING

| YEAR | POSITION | PCT | G | PO | A | E | TC | DP |
|------|----------|-----|---|----|---|---|----|----|
| 2011 | Pitcher  | -   | 7 | 0  | 0 | 0 | 0  | 0  |

## LEFT-RIGHT BREAKDOWN

|           | 2011 |    |   |    | CAREER |    |   |    |
|-----------|------|----|---|----|--------|----|---|----|
|           | AVG  | AB | H | HR | AVG    | AB | H | HR |
| vs. Left  | .385 | 13 | 5 | 0  | .385   | 13 | 5 | 0  |
| vs. Right | .278 | 18 | 5 | 1  | .278   | 18 | 5 | 1  |



RIGHT-HANDED PITCHER

# KYLE FARNSWORTH 43

Kyle Lynn Farnsworth

|                      |                        |                       |                      |
|----------------------|------------------------|-----------------------|----------------------|
| BATS<br><b>RIGHT</b> | THROWS<br><b>RIGHT</b> | HEIGHT<br><b>6'4"</b> | WEIGHT<br><b>230</b> |
|----------------------|------------------------|-----------------------|----------------------|

MAJOR LEAGUE SERVICE **12 years, 100 days**OPENING DAY AGE **35**BORN **4/14/76** in **Wichita, KS**RESIDES **Celebration, FL**CONTRACT STATUS **Signed through 2012**ACQUIRED **Signed as a free agent, 1/16/11**SIGNING SCOUT **Preston Douglas (Cubs)**

## X-RAY REPORT

- + Participated in the Paintball World Cup in Polk City, Fla., in October...is a member of the professional paintball team the Tampa Bay Damage.
- + His father, Lynn, was a fighter pilot in Vietnam.
- + Kyle goes hunting in the offseason on his 2,500-acre plot of land in Georgia...plans to wear a new pair of camouflage-style Oakley glasses during games this season.
- + Kyle achieved a black belt in taekwondo as a teenager, but no longer practices.

## 2011 SEASON

- + Thirteen-year veteran spent his first season with the Rays and earned a career-high 25 saves in 31 chances over 63 apps...posted a career-best 2.18 ERA, 2nd among AL closers...it was his 9th season of 60 or more apps...among active pitchers only Mariano Rivera (14) has had more seasons of 60 or more apps.
- + Ranks 4th among active pitchers with 776 apps, 50th all-time and 42nd all-time with 750 relief apps.
- + Only four pitchers all-time have gone as deep into their career before recording their first 25-save season.
- + Was one of three pitchers in the majors age 35 or over with 20 saves, along with NYY Mariano Rivera (44) and CIN Francisco Cordero (34)... among pitchers in their first year with a new team in 2011, only ARI J.J. Putz had more saves (45)...25 saves ranked 10th in the AL.
- + Had 5 saves of 4 or more outs, most in the majors in 2011, but none after July 15 vs. BOS.

## MOST GAMES PITCHED, ACTIVE PITCHERS

|                            |            |
|----------------------------|------------|
| Mariano Rivera             | 1,042      |
| Arthur Rhodes              | 900        |
| LaTroy Hawkins             | 823        |
| <b>Kyle Farnsworth, TB</b> | <b>776</b> |
| Francisco Cordero          | 753        |

## MOST M.L. SEASONS BEFORE FIRST 25-SAVE SEASON

|                            |             |                    |
|----------------------------|-------------|--------------------|
| David Weathers, CIN        | 2007        | 17th season        |
| John Smoltz, ATL           | 2002        | 14th season        |
| <b>Kyle Farnsworth, TB</b> | <b>2011</b> | <b>13th season</b> |
| Hoyt Wilhelm, CWS          | 1964        | 13th season        |
| Mike Jackson, CLE          | 1998        | 13th season        |

## FARNSWORTH'S LAST TWO SEASONS

|                 | 2010-11    | 1999-2009    |
|-----------------|------------|--------------|
| <b>W-L</b>      | 8-3 (.727) | 31-53 (.369) |
| <b>ERA</b>      | 2.80       | 4.47         |
| <b>Opp avg.</b> | .221       | .253         |
| <b>WHIP</b>     | 1.071      | 1.410        |
| <b>SO/BB</b>    | 3.61       | 2.88         |
| <b>BB/9 IP</b>  | 2.3        | 4.0          |
| <b>HR/9 IP</b>  | 0.7        | 1.3          |

- + Averaged 1.87 BB/9 IP, lowest of his career...finished in the top 3 among AL closers in opponents' OBP (.261, 3rd), base runners per 9 IP (9.36, 3rd) and strikeout-to-walk ratio (4.25, 3rd).
- + His 5 wins tied a career high (1999 as a starter) and tied for 10th among AL relievers...all 5 wins came at home.
- + Has compiled a career 1.87 ERA (53-IP, 11-ER) at Tropicana Field, 2nd lowest all-time among relievers (min. 50 IP) behind Mariano Rivera (0.72).

- + Retired a career-high 26 consecutive batters over 9 apps from July 28-Aug 23, breaking Roberto Hernandez's club record of 25 in 1998.
  - + Did not allow a home run until the 95th batter he faced, a solo homer to Adrian Gonzalez on June 16 vs. BOS.
  - + Suffered his only loss on June 13 at DET in a make-up game, when he yielded a walk-off triple to Ramon Santiago in the 10th inning.
  - + Matched his career high in saves (16) on June 25 at HOU, and saved his 17th game on July 3 vs. STL.
  - + Went 2 weeks between apps, Sep 10 vs. BOS and Sep 24 vs. TOR, due to right elbow tenderness.
  - + Entered the season with 27 career saves, 16 of them coming in 2005 with the Tigers (6) and Braves (10)...before 2011, his last save was June 13, 2008 with New York.
  - + **POSTSEASON:** Made his sixth career trip to the postseason but did not appear in a game... the Rays did not have any save opportunities in the ALDS vs. Texas.
- ### CAREER HIGHLIGHTS
- + Split the **2010** season between the Royals and Braves, his second stint with Atlanta... combined to go 3-2 with a 3.34 ERA (64.2-IP, 24-ER).
  - + Went 3-0 with a 2.42 ERA for Kansas City...was dealt to the Braves at the July 31 trade deadline along with OF Rick Ankiel in exchange for OF Gregor Blanco, RH Jesse Chavez and LH Tim Collins.
  - + Walked only 2 batters in his last 16 apps of the season.
  - + **POSTSEASON:** Made 2 scoreless apps in the NLDS vs. San Francisco...earned the victory in Game 2 at SF, the only game won by the Braves, 5-4 in 11 innings...it was Bobby Cox's last win as a manager.
  - + Prior to the **2009** season, signed a two-year free agent contract with the Royals on Dec 29... threw a career-low 37.1 innings for the Royals due to a right groin strain that cost him nearly two months...his 41 apps were his fewest since his rookie season of 1999 when he was used primarily as a starter.
  - + After allowing 7 ER over his first 5 outings, recorded 17 consecutive scoreless apps from April 21-June 10 (17.2-IP)...had a 1.35 ERA (26.2-IP, 4-ER) in 28 night games, but a 12.66 ERA (10.2-IP, 15-ER) in 13 day games.
  - + Left the game on June 24 at HOU with a right groin strain...placed on the 15-day DL on June 26...reinstated from the DL on Aug 18 after a 5-game rehab assignment.
  - + On July 30, **2008** was traded from the Yankees to the Tigers in exchange for C Ivan Rodriguez... appeared in a total of 61 games with a 4.48 ERA (60.1-IP, 30-ER)...yielded 15 HR, tied with KC Joel Peralta and LAA Justin Speier for most among ML relievers.
  - + In **2007** appeared in 64 games for the Yankees, his fifth straight season of 60-plus apps.
  - + Joined the Yankees in **2006** after signing a three-year free agent contract the previous December...made 72 apps and went 6-for-10 in save opportunities...his 6 saves remain the most by a Yankee reliever other than Mariano Rivera since Steve Karsay saved 12 games in 2002...no other Yankee has done it since.



SKIP MILOS

- + **POSTSEASON:** Did not allow a run in 2 apps in the ALDS vs. Detroit.
- + Traded from the Cubs to the Tigers on Feb 9, **2005** in a five-player deal...split the season between Detroit and Atlanta and combined for a 2.19 ERA (70-IP, 17-ER) and 16 saves in 18 opportunities (88.9 percent)...was 6-for-8 in save opps for the Tigers and 10-for-10 with the Braves.
- + Ejected on July 17 vs. KC following a bench-clearing brawl...traded to Atlanta on July 31 for pitchers Roman Colon and Zach Miner...served a 5-game suspension for the July 17 brawl after joining the Braves, Aug 9-13...posted a 1.98 ERA (27.1-IP, 6-ER) for Atlanta.
- + **POSTSEASON:** Pitched in 2 games in the NLDS vs. Houston...charged with a blown save in Game 4 at HOU by allowing a grand slam to Lance Berkman in the 8th inning and a game-tying solo homer to Brad Ausmus in the 9th...the Braves went on to lose in 18 innings.
- + In **2004**, his final season with the Cubs, ranked 7th among NL relievers with 10.53 SO/9 IP (66.2-IP, 78-SO)...spent two weeks (Aug 28-Sep 12) on the DL with a right knee contusion.
- + Finished his Cubs career with 317 relief apps, currently 4th most in franchise history behind Lee Smith (452), Don Elton (434) and Carlos Marmol (378).
- + Worked in a career-high 77 games for the Cubs in **2003**...averaged 10.8 SO/9 IP (76.1-IP, 92-SO), 6th among NL relievers...held opponents to a .196 avg. (53-for-271)...ejected on June 19 at CIN after a bench-clearing brawl involving former Devil Ray Paul Wilson and served a 2-game suspension June 26-27.
- + **POSTSEASON:** Pitched in 8 postseason games as the Cubs advanced to the NLCS...made 3 scoreless apps in the NLDS vs. Atlanta, but yielded a 10.13 ERA (5.1-IP, 6-ER) in 5 games in the NLCS vs. Florida.
- + In **2002** recorded a career-worst 7.33 ERA (46.2-IP, 38-ER) in 45 apps for the Cubs...missed nearly two months with a stress fracture in his right foot suffered April 10 while warming up in the bullpen.
- + In **2001**, his first full season with the Cubs, went 4-6 with a 2.74 ERA and 2 saves in 76 apps (82-IP)...ranked 3rd among NL relievers with 107 SO (a career high) and 4th with 11.74 SO/9 IP...was the first Cubs reliever to reach 100 SO since Paul Assenmacher (117) in 1991...struck out 8 consecutive batters over a span of 3 apps, May 23-June 1.
- + Split the **2000** campaign between the Cubs and Triple-A Iowa...made his first Opening Day roster as a member of the starting rotation, and started their second game of the season March 30 vs. NYM in Tokyo (no decision, 5.2-IP, 1-ER)...after making 5 starts and going 1-3 with an 8.23 ERA he was moved to the bullpen in late April and has not made a start since.
- + Optioned to Iowa on May 25...recalled July 21 and posted a 3.15 ERA (34.1-IP, 12-ER) in 26 apps over the remainder of the season...earned his first major league save July 29 vs. SF with 3 scoreless innings.
- + Saw his first major league action in **1999**, making 21 starts over three stints with the Cubs...opened with Iowa and was recalled to start April 29 at FLA in his major league debut, earning the win (6-IP, 6-H, 2-R, 1-ER, 1-BB, 5-SO)...fired his first and only major league shutout Aug 29 at LAD, a 2-hitter.
- + In **1998** rose from Double-A West Tennessee to Iowa, making 31 starts combined...started 27 games for Class-A Daytona in **1997**...in **1996** went 9-6 in 20 starts for the Class-A Rockford Cubbies as he transitioned to a starting role...was named the No. 10 prospect in the Cubs system by *Baseball America* following the season...made his professional debut in **1995** with the GCL Cubs in Fort Myers...recorded a 0.87 ERA (31-IP, 3-ER) in 16 relief apps.

## PERSONAL & MISC.

- + Resides in Celebration, Fla., with his wife, Shayla, and their three children: daughter Taylor (17) and sons Hunter (12) and Stone (9)...they have two American bulldogs, Strike and Rambo.
- + Drafted in 1994 out of Milton High School in Alpharetta, Ga., where he played baseball, basketball and football...attended Abraham Baldwin Agricultural College in Tifton, Ga. and pitched there in 1994 and 1995...elected to the school's Athletic Hall of Fame in March 2011.

## CAREER HIGHS

|   |                              |
|---|------------------------------|
| <b>COMPLETE GAMES (1), SHUTOUTS (1)</b> | <b>HR ALLOWED</b>            |
| 8/29/99 at LAD – 2-hit SHO              | 3, 4x-last 5/24/00 at COL    |
| <b>LONGEST OUTING</b>                   | <b>RUNS ALLOWED</b>          |
| 9.0, 8/29/99 at LAD                     | 8, 2x-last 4/6/00 at STL     |
| <b>LONGEST RELIEF OUTING</b>            | <b>WIN STREAK</b>            |
| 6.0, 7/17/99 vs. MIN                    | 4G, 3x-last 6/15/04 – 8/4/04 |
| <b>STRIKEOUTS</b>                       | <b>LOSS STREAK</b>           |
| 7, 2x-last 4/12/00 vs. ATL              | 8G, 4/17/00 – 9/20/00        |
| <b>WALKS</b>                            |                              |
| 5, 9/29/00 at PIT                       |                              |



CAREER PITCHING

Table with columns: YEAR, CLUB, W, L, ERA, G, GS, CG, SHO, SV, IP, H, R, ER, HR, HB, BB-I, SO, WP, BK. Includes rows for years 1995-2011 and Major League Totals.

1: Selected by the Chicago Cubs in the 47th round of the 1994 June Draft... signed by Preston Douglas. 2: Acquired by the Detroit Tigers along with a player to be named from Chicago in exchange for OF Bo Flowers, INF Scott Moore and RH Roberto Novoa, February 9, 2005. 3: Acquired by the Atlanta Braves from Detroit in exchange for RH Roman Colon and RH Zach Miner, July 31, 2005. 4: Signed by the New York Yankees as a free agent, December 2, 2005. 5: Acquired by the Detroit Tigers from New York in exchange for C Ivan Rodriguez, July 30, 2008. 6: Signed by the Kansas City Royals as a free agent, December 29, 2008. 7: Acquired by the Atlanta Braves along with OF Rick Ankiel and cash from Kansas City in exchange for OF Gregor Blanco, RH Jesse Chavez and LH Tim Collins, July 31, 2010. 8: Signed by the Tampa Bay Rays as a free agent, January 16, 2011.

CAREER BATTING

Table with columns: YEAR, CLUB, AVG, AB, R, H, 2B, 3B, HR, RBI, SH, SF, HB, BB-I, SO, SB, CS, GDP, SLG, OBP. Includes rows for years 1999-2004 and Major League Totals.

POSTSEASON PITCHING

Table with columns: YEAR, SERIES, CLUB, W, L, ERA, G, GS, CG, SHO, SV, IP, H, R, ER, HR, HB, BB-I, SO, WP, BK. Includes rows for 2003, 2005, 2006, 2007, 2010, 2011, and DS/LCS/Postseason Totals.

## CAREER FIELDING

| YEAR          | POSITION | PCT         | G          | PO        | A         | E         | TC         | DP       |
|---------------|----------|-------------|------------|-----------|-----------|-----------|------------|----------|
| 1999          | Pitcher  | .846        | 21         | 9         | 13        | 4         | 26         | 1        |
| 2000          | Pitcher  | .833        | 46         | 4         | 6         | 2         | 12         | 1        |
| 2001          | Pitcher  | 1.000       | 76         | 3         | 4         | 0         | 7          | 0        |
| 2002          | Pitcher  | 1.000       | 45         | 0         | 5         | 0         | 5          | 0        |
| 2003          | Pitcher  | 1.000       | 77         | 5         | 12        | 0         | 17         | 0        |
| 2004          | Pitcher  | .944        | 72         | 7         | 10        | 1         | 18         | 0        |
| 2005          | Pitcher  | .917        | 72         | 4         | 7         | 1         | 12         | 1        |
| 2006          | Pitcher  | 1.000       | 72         | 3         | 7         | 0         | 10         | 0        |
| 2007          | Pitcher  | .769        | 64         | 3         | 7         | 3         | 13         | 0        |
| 2008          | Pitcher  | 1.000       | 61         | 4         | 5         | 0         | 9          | 0        |
| 2009          | Pitcher  | .750        | 41         | 0         | 3         | 1         | 4          | 0        |
| 2010          | Pitcher  | .857        | 60         | 6         | 6         | 2         | 14         | 0        |
| 2011          | Pitcher  | .933        | 63         | 7         | 7         | 1         | 15         | 1        |
| <b>Totals</b> |          | <b>.907</b> | <b>776</b> | <b>55</b> | <b>92</b> | <b>15</b> | <b>162</b> | <b>4</b> |


## LEFT-RIGHT BREAKDOWN

|           | 2011 |     |    |    | CAREER |      |     |    |
|-----------|------|-----|----|----|--------|------|-----|----|
|           | AVG  | AB  | H  | HR | AVG    | AB   | H   | HR |
| vs. Left  | .194 | 93  | 18 | 4  | .253   | 1437 | 363 | 59 |
| vs. Right | .225 | 120 | 27 | 1  | .245   | 1972 | 484 | 65 |



Kyle, along with Joe Maddon and several other Rays, visited MacDill Air Force Base in Tampa last season as a prelude to MacDill's 70th birthday celebration at Tropicana Field. He was given a tour and met several servicemen and women.

PHOTO BY  
SKIP MILOS



OUTFIELDER  
**SAM FULD 5**  
Samuel Babson Fuld

|                     |                       |                        |                      |
|---------------------|-----------------------|------------------------|----------------------|
| BATS<br><b>LEFT</b> | THROWS<br><b>LEFT</b> | HEIGHT<br><b>5'10"</b> | WEIGHT<br><b>175</b> |
|---------------------|-----------------------|------------------------|----------------------|

MAJOR LEAGUE SERVICE **1 year, 140 days**  
 OPENING DAY AGE **30**  
 BORN **11/20/81** in Durham, NH  
 RESIDES **Durham, NH**  
 CONTRACT STATUS **Signed through 2012**  
 ACQUIRED **From the Chicago Cubs along with RHP Chris Archer, C Robinson Chirinos, OF Brandon Guyer and INF Hak-Ju Lee in exchange for RHP Matt Garza, OF Fernando Perez and LHP Zach Rosscup, 1/8/11**  
 SIGNING SCOUTS **Steve Hinton and Steve Fuller (Cubs)**

FOLLOW HIM @SamFuld5

## X-RAY REPORT

- + Sam, who has lived with Type 1 diabetes since he was 10, hosted a sports camp for 100 young diabetes patients this past February in conjunction with the University of South Florida Diabetes Center.
- + His father, Kenneth Fuld, is the Dean of the College of Liberal Arts at the University of New Hampshire and his mother, Amanda Merrill, is a New Hampshire State Senator.
- + After just 8 weeks with the Rays, the team fashioned a giveaway after their new outfielder: a Super Sam Fuld Cape to kids 14 and under.
- + A sore shoulder in 2007 prompted him to learn to throw right-handed as a backup, although his left shoulder recovered and he has never had to rely on it...he borrowed a friend's glove and practiced throwing right-handed by tossing baseballs against the wall of a Phoenix elementary school after his morning workouts with the Cubs...later that year he made his major league debut—left-handed.
- + He interned with Stats Inc. in the fall of 2005 after playing for Peoria in the Midwest League.
- + Sam earned his degree in economics from Stanford University, making him one of four Stanford graduates in the majors last season joining BOS Jed Lowrie (political science), PHI John Mayberry Jr. (political science) and CWS Carlos Quentin (political science).

- + Although he was the shortest Ray in 2011, Sam weighed 10 pounds at birth.

## 2011 SEASON

- + Spent his first full season in the majors at the age of 29.
- + Was one of 3 finalists among AL left fielders for a Gold Glove despite the fact that he made only 76 outfield starts (68-LF, 4-CF, 4-RF).

### FULD'S TOP CATCHES OF 2011

| DATE, OPP       | POS | BATTER, INN.  |
|-----------------|-----|---------------|
| April 3 vs. BAL | LF  | Markakis, 1st |
| April 9 at CWS  | RF  | Pierre, 4th   |
| April 11 at BOS | LF  | Pedroia, 5th  |
| May 7 at BAL    | LF  | Andino, 4th   |
| May 7 at BAL    | LF  | Wieters, 8th  |
| May 27 vs. CLE  | LF  | Brantley, 3rd |
| June 19 vs. FLA | LF  | Infante, 8th  |
| June 19 vs. FLA | LF  | Wise, 8th     |

### HIGHEST OBP, SEASON, A.L. PINCH-HITTERS, 2000s (Min. 10 AB)

|                        |             |                          |
|------------------------|-------------|--------------------------|
| Ed Sprague, SEA        | 2001        | .667 (5-10, 4-BB)        |
| Casey Kotchman, LAA    | 2007        | .600 (5-11, 4-BB)        |
| <b>Sam Fuld, TB</b>    | <b>2011</b> | <b>.571 (6-15, 6-BB)</b> |
| Gary Matthews Jr., LAA | 2009        | .571 (5-11, 3-BB)        |

- + Finished 2nd among all major league players in ESPN "Web Gem" points...had 11 different plays nominated as Web Gems, most of any ML outfielder and tied with KC Alcides Escobar for

3rd most in the majors behind CLE Asdrubal Cabrera (13).

- + Was scheduled to open the season as Johnny Damon's backup in LF, but when Manny Ramirez retired on April 6, he started 37 of the next 38 games...started 66 of the Rays first 99 games through July 22, but only 11 of the last 63 after Desmond Jennings was recalled from Triple-A Durham...started only once in the Rays last 31 games.
- + Led the AL with 6 pinch-hits...also led all AL pinch-hitters with 6 BB, 6 R and a .571 OBP, all club records...his 21 plate apps as a pinch-hitter were 2nd in the AL behind TOR/CWS Mark Teahen (27).
- + Stole 20 bases in 28 attempts, tied for 2nd most on the team after B.J. Upton (36)...10 of his stolen bases came in April, tied with SEA Ichiro Suzuki for the AL lead and 1 shy of Carl Crawford's club-record 11 in 2004...entered 2011 with 2 SB in 98 career games.
- + Was leading the AL in batting avg. on April 22, when he was tied with NYY Alex Rodriguez at .366 and topped the AL with 9 SB...was the first to lead the AL in both categories on that date since BAL Luis Aparicio in 1963.
- + On April 9 at CWS made a diving catch on the warning track ending a 4th-inning, bases-loaded threat and robbing Juan Pierre of extra bases...the play was named the No. 4 Play of the Year by MLB Network.
- + On April 11 at BOS made his Fenway Park debut...established career highs with 4 hits (all for extra bases), 3 RBI, 3 runs and 11 total bases...fell a single short of the cycle, and logged a second double in his last at-bat...the HR was his first homer since Oct 4, 2009 vs. ARI (Doug Davis).
- + His 4 extra-base hits tied the Rays franchise record...the 4 extra-base hits and 11 total bases set an all-time record for a Fenway Park debut (visiting or Red Sox player)...became the third leadoff hitter ever to record 4 extra-base hits at Fenway Park, joining BOS Wade Boggs (July 25, 1989 vs. KC) and DET Lou Whitaker (June 8, 1983).
- + Became the first New Hampshire-born player to hit a home run at Fenway Park since BOS Phil Plantier on Oct 3, 1992 vs. NYY...was the fourth overall joining Plantier (11-HR), Kevin Romine (4) and Red Rolfe (2).
- + On Aug 10 vs. KC, capped a 5-run rally in the 9th inning with a walk-off RBI triple off Joakim Soria...Elliot Johnson scored as the tying run, and Fuld came around to score the winning run on the same play on an error by 2B Johnny Givatatella...marked the first-ever Rays win on a

walk-off triple...it was Fuld's first career walk-off hit.

- + On June 20 at MIL, pinch-hit and then took the mound after the inning but had not yet thrown a pitch when Cesar Ramos replaced him...did not count as an official appearance.

## CAREER HIGHLIGHTS

- + Spent the majority of the **2010** season at Triple-A Iowa (Cubs) where he led the club with 9 triples (5th in the Pacific Coast League) and was 2nd in walks (66) and steals (21)...joined the parent club briefly in August and again in September and made a total of 5 starts for the Cubs.
- + Recalled on Aug 19 by the Cubs when IB Derrek Lee was traded to the Braves, three days before Lou Piniella retired as manager...appeared in 3 games without a start and was optioned back Aug 22, just as Mike Quade was named manager.
- + His ratio of 66 BB to 37 SO was the 2nd best in all of Triple-A trailing only Wes Timmons (60 to 33) of the Gwinnett Braves.
- + Made 88 starts for Iowa, all in CF...hit leadoff in all but two of those starts.
- + Batted .302 (49-for-162) with 37 walks and 13 strikeouts in the final 47 games of the season at Triple-A.
- + Had three tours with the Cubs in **2009**, joining them for good on July 31...made 22 starts (18-CF, 4-LF).
- + Finished 4th in batting (.299) and 1st in OBP (.409) among NL rookies with 100 or more plate apps...batted .355 with a .459 OBP in September.
- + His first major league hit was a 1st-inning double on July 1 at PIT off Virgil Vazquez.
- + Had gone 101 big league at-bats without an RBI before homering in the season finale, Oct 4 vs. ARI off Doug Davis.
- + With Iowa, struck out only once every 15.42 plate appearances, 7th best in minor league baseball.
- + Began the **2008** season at Iowa, but was hitting just .188 on May 1 and two weeks later was assigned to Double-A Tennessee...went 1-for-26 his first week with Tennessee, then went on to hit .291 (91-for-313) the rest of the season.
- + Made his major league debut on Sep 5, **2007** vs. LAD, one day after he was recalled from Tennessee by the Cubs...appeared in 8 games, 6 as a pinch-runner, before he finally got a plate appearance...was 0-for-3 in his only start,

Sep 29 vs. CIN, and finished with only 9 PA...7 of his 14 appearances were as a pinch-runner.

- + That fall, batted .402 (43-for-107) in 29 games for the Mesa Solar Sox en route to Arizona Fall League MVP honors...led the league in hits (43), doubles (11), total bases (67), OBP (.492), SLG (.626) and OPS (1.118)...also named the winner of the Darnell Stenson Sportsmanship Award, presented annually to the AFL player who best exemplifies unselfishness, hard work and leadership.
- + Hit an even .300 in **2005** and **2006**, his first two seasons of pro ball...in 2005, had 3 hits on the last day of the season to raise his average from .296 to .300...hit .179 his first month, then batted .322 the rest of the season.

### AMATEUR CAREER

- + At Exeter Academy (N.H.), hit .613 as a freshman and followed with seasons of .489, .600 and .550...listed 19th among the 100 Top High School Prospects of 2000 by *Baseball America* and selected the New Hampshire 2000 Gatorade High School Player of the Year.
- + Was a two-time All-American and a three-time All-Pac-10 center fielder at Stanford...was also the first player in school history to make the All-College World Series team twice.
- + His 1,071 career at-bats and 268 runs are still a Stanford record...his 356 hits are 2nd all-time...his 110 hits as a sophomore in 2002 led the Pac-10 and remain the school record for most hits in a season...also scored a school-record

83 runs as a junior, tied for the conference lead with Dustin Pedroia (Arizona State).

- + For six years, he held the all-time career record for most College World Series hits with 24...that mark was broken in 2009 by North Carolina's Dustin Ackley (Mariners).

### PERSONAL & MISC.

- + He and his wife, Sarah, have a 2-year-old son, Charles, and a baby daughter, Jane, born last Nov 25.
- + His high school alma mater, Exeter Academy (N.H.), counts many other notables among its graduates including Franklin Pierce, the 14th President of the United States; the sons of Presidents Abraham Lincoln and Ulysses S. Grant; Peter Coors of the Coors Brewing Company; Mark Zuckerberg, founder of Facebook; and Peter Benchley, author of *Jaws*.
- + Was a special guest on ESPN's *Baseball Tonight* for the Home Run Derby at the 2011 All-Star Game at Chase Field.

### CAREER HIGHS

| HITS                       | HR                         |
|----------------------------|----------------------------|
| 4, 2x-last 4/18/11 vs. CWS | 1, 4x-last 5/27/11 vs. CLE |
| HITTING STREAK             | WALKS                      |
| 6G, 4/9/11 – 4/15/11       | 3, 2x-last 8/10/11 vs. KC  |
| RBI                        | STRIKEOUTS                 |
| 3, 4/11/11 at BOS          | 4, 4/24/11 at TOR          |
| RUNS                       | STOLEN BASES               |
| 3, 3x-last 4/22/11 at TOR  | 3, 4/7/11 at CWS           |

Fuld made not one, but two legendary catches in left field on June 19, 2011 vs. FLA, both in the 8th inning. Here he robs Omar Infante of extra bases in the left field corner.

PHOTO BY  
SKIP MILOS



## CAREER BATTING

| YEAR | CLUB                       | AVG         | G          | AB          | R          | H          | 2B         | 3B        | HR        | RBI        | SH        | SF        | HB        | BB-I          | SO         | SB         | CS        | GDP       | SLG          | OBP         | E         |
|------|----------------------------|-------------|------------|-------------|------------|------------|------------|-----------|-----------|------------|-----------|-----------|-----------|---------------|------------|------------|-----------|-----------|--------------|-------------|-----------|
| 2005 | Peoria                     | .300        | 125        | 443         | 82         | 133        | 32         | 6         | 5         | 37         | 4         | 4         | 7         | 50-0          | 44         | 18         | 11        | 16        | .433         | .377        | 6         |
| 2006 | Daytona                    | .300        | 89         | 353         | 63         | 106        | 19         | 6         | 4         | 40         | 6         | 1         | 5         | 40-5          | 54         | 22         | 3         | 6         | .422         | .378        | 2         |
| 2007 | Tennessee                  | .290        | 90         | 335         | 56         | 97         | 23         | 2         | 2         | 27         | 8         | 3         | 5         | 41-1          | 38         | 10         | 3         | 2         | .388         | .372        | 3         |
|      | Iowa                       | .269        | 14         | 52          | 13         | 14         | 4          | 1         | 1         | 2          | 0         | 0         | 2         | 9-0           | 5          | 2          | 0         | 1         | .442         | .397        | 1         |
|      | <b>Chicago-NL</b>          | <b>.000</b> | <b>14</b>  | <b>6</b>    | <b>3</b>   | <b>0</b>   | <b>0</b>   | <b>0</b>  | <b>0</b>  | <b>0</b>   | <b>0</b>  | <b>0</b>  | <b>0</b>  | <b>3-0</b>    | <b>3</b>   | <b>0</b>   | <b>0</b>  | <b>0</b>  | <b>0.000</b> | <b>.333</b> | <b>0</b>  |
| 2008 | Iowa                       | .222        | 20         | 63          | 11         | 14         | 3          | 0         | 1         | 4          | 5         | 0         | 0         | 8-0           | 12         | 3          | 2         | 3         | .317         | .310        | 0         |
|      | Tennessee                  | .271        | 85         | 339         | 48         | 92         | 16         | 3         | 5         | 48         | 1         | 4         | 3         | 50-2          | 40         | 7          | 8         | 9         | .381         | .366        | 4         |
| 2009 | Iowa                       | .284        | 84         | 328         | 62         | 93         | 17         | 10        | 2         | 33         | 1         | 2         | 1         | 38-1          | 24         | 23         | 5         | 4         | .415         | .358        | 4         |
|      | <b>Chicago-NL</b>          | <b>.299</b> | <b>65</b>  | <b>97</b>   | <b>17</b>  | <b>29</b>  | <b>6</b>   | <b>1</b>  | <b>1</b>  | <b>2</b>   | <b>0</b>  | <b>0</b>  | <b>1</b>  | <b>17-1</b>   | <b>10</b>  | <b>2</b>   | <b>1</b>  | <b>1</b>  | <b>.412</b>  | <b>.409</b> | <b>1</b>  |
| 2010 | Iowa                       | .272        | 112        | 368         | 69         | 100        | 15         | 9         | 4         | 27         | 1         | 3         | 2         | 66-2          | 37         | 21         | 9         | 4         | .394         | .383        | 1         |
|      | <b>Chicago-NL</b>          | <b>.143</b> | <b>19</b>  | <b>28</b>   | <b>3</b>   | <b>4</b>   | <b>1</b>   | <b>0</b>  | <b>0</b>  | <b>3</b>   | <b>0</b>  | <b>0</b>  | <b>0</b>  | <b>3-0</b>    | <b>5</b>   | <b>0</b>   | <b>0</b>  | <b>2</b>  | <b>.179</b>  | <b>.226</b> | <b>0</b>  |
| 2011 | Tampa Bay                  | .240        | 105        | 308         | 41         | 74         | 18         | 5         | 3         | 27         | 4         | 1         | 1         | 32-0          | 49         | 20         | 8         | 3         | .360         | .313        | 3         |
|      | <b>Minor League Totals</b> | <b>.285</b> | <b>619</b> | <b>2281</b> | <b>404</b> | <b>649</b> | <b>129</b> | <b>37</b> | <b>24</b> | <b>218</b> | <b>26</b> | <b>17</b> | <b>25</b> | <b>302-11</b> | <b>254</b> | <b>106</b> | <b>41</b> | <b>45</b> | <b>.405</b>  | <b>.372</b> | <b>21</b> |
|      | <b>Major League Totals</b> | <b>.244</b> | <b>203</b> | <b>439</b>  | <b>64</b>  | <b>107</b> | <b>25</b>  | <b>6</b>  | <b>4</b>  | <b>32</b>  | <b>4</b>  | <b>1</b>  | <b>2</b>  | <b>55-1</b>   | <b>67</b>  | <b>22</b>  | <b>9</b>  | <b>6</b>  | <b>.355</b>  | <b>.330</b> | <b>4</b>  |

1: Selected by the Chicago Cubs in the 10th round of the 2004 June Draft. ...signed by Steve Hinton and Steve Fuller. 2: Acquired by the Tampa Bay Rays along with RH Chris Archer, C Robinson Chirinos, OF Brandon Guyer and INF Hak-Ju Lee from Chicago in exchange for RH Matt Garza, OF Fernando Perez and LH Zach Rosscup, January 8, 2011.

## POSTSEASON BATTING

| YEAR | SERIES | CLUB       | AVG  | G | AB | R | H | 2B | 3B | HR | RBI | SH | SF | HB | BB-I | SO | SB | CS | GDP | SLG  | OBP  | E |
|------|--------|------------|------|---|----|---|---|----|----|----|-----|----|----|----|------|----|----|----|-----|------|------|---|
| 2011 | ALDS   | TB vs. TEX | .000 | 3 | 3  | 0 | 0 | 0  | 0  | 0  | 0   | 0  | 0  | 0  | 0-0  | 1  | 0  | 0  | 0   | .000 | .000 | 0 |

## CAREER FIELDING

| YEAR | POSITION            | PCT               | G           | PO         | A          | E        | TC        | DP         |
|------|---------------------|-------------------|-------------|------------|------------|----------|-----------|------------|
| 2007 | Right Field         | 1.000             | 6           | 9          | 1          | 0        | 10        | 1          |
|      | Left Field          | -                 | 1           | 0          | 0          | 0        | 0         | 0          |
|      | Center Field        | -                 | 1           | 0          | 0          | 0        | 0         | 0          |
| 2009 | Left Field          | .962              | 29          | 24         | 1          | 1        | 26        | 0          |
|      | Center Field        | 1.000             | 26          | 39         | 0          | 0        | 39        | 0          |
|      | Right Field         | 1.000             | 2           | 2          | 0          | 0        | 2         | 0          |
| 2010 | Left Field          | 1.000             | 8           | 1          | 0          | 0        | 1         | 0          |
|      | Center Field        | 1.000             | 7           | 22         | 0          | 0        | 22        | 0          |
| 2011 | Left Field          | .982              | 75          | 162        | 5          | 3        | 170       | 0          |
|      | Right Field         | 1.000             | 9           | 14         | 0          | 0        | 14        | 0          |
|      | Center Field        | 1.000             | 7           | 14         | 0          | 0        | 14        | 0          |
|      | Pitcher             | -                 | 0           | 0          | 0          | 0        | 0         | 0          |
|      | <b>Totals</b>       | <b>Left Field</b> | <b>.980</b> | <b>113</b> | <b>187</b> | <b>6</b> | <b>4</b>  | <b>197</b> |
|      | <b>Center Field</b> | <b>1.000</b>      | <b>41</b>   | <b>75</b>  | <b>0</b>   | <b>0</b> | <b>75</b> | <b>0</b>   |
|      | <b>Right Field</b>  | <b>1.000</b>      | <b>17</b>   | <b>25</b>  | <b>1</b>   | <b>0</b> | <b>26</b> | <b>1</b>   |
|      | <b>Pitcher</b>      | <b>-</b>          | <b>0</b>    | <b>0</b>   | <b>0</b>   | <b>0</b> | <b>0</b>  | <b>0</b>   |

## LEFT-RIGHT BREAKDOWN

|           | 2011 |     |    |    |     | CAREER |     |    |    |     |
|-----------|------|-----|----|----|-----|--------|-----|----|----|-----|
|           | AVG  | AB  | H  | HR | RBI | AVG    | AB  | H  | HR | RBI |
| vs. Left  | .192 | 73  | 14 | 0  | 4   | .223   | 103 | 23 | 1  | 6   |
| vs. Right | .255 | 235 | 60 | 3  | 23  | .250   | 336 | 84 | 3  | 26  |



RIGHT-HANDED PITCHER  
**BRANDON GOMES 47**

Brandon Paul Gomes (GOHMZ)

| BATS         | THROWS       | HEIGHT       | WEIGHT     |
|--------------|--------------|--------------|------------|
| <b>RIGHT</b> | <b>RIGHT</b> | <b>5'11"</b> | <b>185</b> |

MAJOR LEAGUE SERVICE **112 days**  
 OPENING DAY AGE **27**  
 BORN **7/15/84 in Fall River, MA**  
 RESIDES **Houston, TX**  
 CONTRACT STATUS **Signed through 2012**  
 ACQUIRED **From the San Diego Padres along with INF Cole Figueroa, LHP Cesar Ramos and RHP Adam Russell in exchange for SS Jason Bartlett and cash considerations, 12/17/10**  
 SIGNING SCOUT **Bob Filotei (Padres)**

**X-RAY REPORT**

- + Brandon got married last November to the former Blair Trickey in Del Mar, Calif., near San Diego...they honeymooned in Cabo San Lucas...the couple met at Tulane, where she played soccer...Blair has a career in the medical field, selling devices used in labrum and ACL surgeries.
- + Brandon and Blair have a Shih Tzu-Yorkie mix named Dalton.
- + His father, Paul, recently built him a new electric guitar allowing Brandon to play once again...his previous electric guitar—also home-made by his dad—was destroyed in Hurricane Katrina during his college days at Tulane.
- + Paul has been playing for 36 years in a band called The Crowd in their hometown of Fall River, Mass. ...The Crowd recorded some new material this winter and convenes once a week to practice, write songs and record.

**2011 SEASON**

- + Rookie reliever saw his first action in the majors, making 40 appearances over two stints in his first season in the Rays system...opened the season with Triple-A Durham and pitched in 20 games.
- + Led the team with 29 apps after the All-Star break, tied for 2nd among AL rookies...finished the season with 11 straight scoreless apps (8-IP, 3-H, 1-BB, 10-SO) beginning Sep 7...posted a 1.13 ERA (8-IP, 1-ER) in 10 September outings.
- + In 19 apps at Tropicana Field, crafted a 1.69 ERA (23.1-IP, 4-ER) and went 2-0 with 4 BB,

20 SO and a .202 opp avg. ...in 21 road games, went 0-1 with a 5.27 ERA (13.2-IP, 8-ER), 12 BB, 12 SO and a .315 opp avg.

- + Held right-handed batters to a .217 (18-for-83) avg., while lefties batted .292 (16-for-55).
- + Recalled on May 3 and made his major league debut on May 4 vs. TOR, tossing 2 hitless innings in relief of Wade Davis...optioned on May 30 after 10 apps, compiling a 3.09 ERA (11.2-IP, 4-ER)...recalled again on July 7 and remained with the club through season's end.
- + Tossed a career-high 3 innings (13th, 14th, 15th) in the Rays 16-inning, 1-0 loss vs. BOS on July 17 (0-H, 0-R, 2-BB, 3-SO).
- + Notched his first career win on Aug 4 vs. TOR...after he worked a scoreless 12th inning, the Rays won on an RBI single by Robinson Chirinos.
- + Served as Durham's closer prior to his first call-up, collecting 6 saves in April...overall with Durham crafted a 1.07 ERA (25.1-IP, 3-ER) and went 7-for-7 in save opps...had 40 SO and 7 BB in 25.1 IP with a .187 opp avg.
- + During his first stint with Durham had 22 SO and 5 BB in 13.1 IP.

**CAREER HIGHLIGHTS**

- + Has lowered his ERA in each of his five minor league seasons: 4.23 in 2007, 3.30 in 2008, 2.62 in 2009, 1.87 in 2010, 1.07 in 2011...since the 2009 All-Star break has compiled a 1.43 ERA (132.1-IP, 21-ER)...owns a career 2.84 ERA and a 3.75 strikeout-to-walk ratio (364-SO, 97-BB) in the minors...over his last three

seasons in the minors (2009-11) has averaged 12.36 SO/9 IP (169.2-IP, 233-SO).

- + In **2010** went 7-2 with a 1.87 ERA (72.1-IP, 15-ER) for Double-A San Antonio (Padres), his second straight year with the Missions...led all Texas League relievers in strikeouts (93) and SO/9 IP (11.57), while allowing only 25 BB, 52 hits and 2 HR.
- + Held opponents to a .198 (52-for-263) avg., 3rd best among TL relievers...this included a .161 (23-for-143) mark against right-handed hitters...allowed 9.71 base runners per 9 IP, 3rd fewest among TL relievers.
- + Struck out at least one batter in 30 of his final 31 apps, beginning June 11.
- + Added to the Padres 40-man roster on Nov 18...traded to the Rays in a five-player deal involving SS Jason Bartlett on Dec 17.
- + During his two seasons with San Antonio (2009-10), went 11-3 with 4 saves and a 2.24 ERA (144.1-IP, 36-ER)...tallied 193 SO while allowing 53 walks, 106 hits and 6 HR.
- + Spent the **2009** season in the San Antonio bullpen...led all of minor league baseball with 65 apps...was the only minor league reliever to record 100 SO in 2009.
- + His 12.5 SO/9 IP (72-IP, 100-SO) led all Texas League relievers and ranked 11th overall in the minors...led TL relievers with a .206 (54-for-262) opp avg. ...his 10.50 base runners per 9 IP ratio was 2nd best in the league.
- + Recorded a 4.34 ERA (37.1-IP, 18-ER) before the All-Star break and a 0.78 ERA (34.2-IP, 3-ER) in the second half...finished the year with 11 consecutive scoreless apps beginning Aug 10...recorded 24 SO in 13.2 IP in this stretch...23 of his final 24 outings were scoreless.
- + In **2008** transitioned to the bullpen with Class-A Fort Wayne and earned a July 11 promotion to Class-A Lake Elsinore...combined to go

6-3 with a 3.30 ERA (84.2-IP, 31-ER) in 51 apps (2 starts) and reached a career high in innings pitched...his only 2 starts came in his first 3 apps of the season.

- + Made his professional debut in **2007** with Rookie-level Eugene after being selected in the 17th round of the June Draft...made 4 scoreless relief apps for the Emeralds, allowing 1 hit, before earning a June 30 promotion to Fort Wayne.

## AMATEUR CAREER

- + Graduated from Tulane University, where he was a four-year letterman for the Green Wave...underwent Tommy John surgery his sophomore year (2004) and sat out as a medical redshirt...was a Conference USA Commissioner's Honor Roll student with a double major in finance and business law.
- + Pitched for the Falmouth Commodores of the Cape Cod League in 2003 and 2006.
- + Attended Durfee (Mass.) High School, where he pitched and played shortstop...earned Big Three MVP honors and was named to the all-state team as a junior and senior...was Massachusetts Gatorade Player of the Year as a senior, after posting a 0.97 ERA with 112 strikeouts in 65 innings while hitting .506 with 5 HR and 33 RBI.

## CAREER HIGHS

### LONGEST OUTING

3.0, 7/17/11 vs. BOS

### STRIKEOUTS

3, 2x-last 7/17/11 vs. BOS

### WALKS

2, 4x-last 8/13/11 at NYY

### HR ALLOWED

1, 3x-last 9/1/11 at TEX

### RUNS ALLOWED

3, 8/13/11 at NYY

### WIN STREAK

2G, 8/4/11 - 9/10/11

### LOSS STREAK

1G, 7/23/11 at KC



## CAREER PITCHING

| YEAR                       | CLUB             | W         | L         | ERA         | G          | GS        | CG       | SHO      | SV        | IP           | H          | R          | ER         | HR        | HB        | BB-I        | SO         | WP        | BK       |
|----------------------------|------------------|-----------|-----------|-------------|------------|-----------|----------|----------|-----------|--------------|------------|------------|------------|-----------|-----------|-------------|------------|-----------|----------|
| 2007                       | Eugene           | 1         | 0         | 0.00        | 4          | 0         | 0        | 0        | 0         | 6.1          | 1          | 0          | 0          | 0         | 0         | 1-0         | 6          | 0         | 0        |
|                            | Fort Wayne       | 1         | 4         | 4.68        | 14         | 11        | 0        | 0        | 0         | 59.2         | 65         | 41         | 31         | 3         | 6         | 11-0        | 44         | 6         | 2        |
| 2008                       | Fort Wayne       | 4         | 2         | 3.49        | 29         | 2         | 0        | 0        | 0         | 56.2         | 63         | 24         | 22         | 5         | 3         | 19-1        | 45         | 1         | 0        |
|                            | Lake Elsinore    | 2         | 1         | 2.89        | 22         | 0         | 0        | 0        | 0         | 28.0         | 27         | 13         | 9          | 3         | 1         | 6-0         | 36         | 0         | 0        |
| 2009                       | San Antonio      | 4         | 1         | 2.62        | 65         | 0         | 0        | 0        | 3         | 72.0         | 54         | 27         | 21         | 4         | 2         | 28-2        | 100        | 5         | 0        |
| 2010                       | San Antonio      | 7         | 2         | 1.87        | 51         | 0         | 0        | 0        | 1         | 72.1         | 52         | 19         | 15         | 2         | 1         | 25-1        | 93         | 8         | 0        |
| 2011                       | Durham           | 0         | 1         | 1.07        | 20         | 0         | 0        | 0        | 7         | 25.1         | 17         | 4          | 3          | 1         | 1         | 7-0         | 40         | 3         | 0        |
|                            | <b>Tampa Bay</b> | <b>2</b>  | <b>1</b>  | <b>2.92</b> | <b>40</b>  | <b>0</b>  | <b>0</b> | <b>0</b> | <b>0</b>  | <b>37.0</b>  | <b>34</b>  | <b>15</b>  | <b>12</b>  | <b>3</b>  | <b>1</b>  | <b>16-0</b> | <b>32</b>  | <b>1</b>  | <b>0</b> |
| <b>Minor League Totals</b> |                  | <b>19</b> | <b>11</b> | <b>2.84</b> | <b>205</b> | <b>13</b> | <b>0</b> | <b>0</b> | <b>11</b> | <b>320.1</b> | <b>279</b> | <b>128</b> | <b>101</b> | <b>18</b> | <b>14</b> | <b>97-4</b> | <b>364</b> | <b>23</b> | <b>2</b> |
| <b>Major League Totals</b> |                  | <b>2</b>  | <b>1</b>  | <b>2.92</b> | <b>40</b>  | <b>0</b>  | <b>0</b> | <b>0</b> | <b>0</b>  | <b>37.0</b>  | <b>34</b>  | <b>15</b>  | <b>12</b>  | <b>3</b>  | <b>1</b>  | <b>16-0</b> | <b>32</b>  | <b>1</b>  | <b>0</b> |

1: Selected by the San Diego Padres in the 17th round of the 2007 June Draft. Signed by Bob Filotei. 2: Acquired by the Tampa Bay Rays along with INF Cole Figueroa, LH Cesar Ramos and RH Adam Russell from San Diego in exchange for SS Jason Bartlett and cash considerations, December 17, 2010.

## POSTSEASON PITCHING

| YEAR | SERIES | CLUB       | W | L | ERA  | G | GS | CG | SHO | SV | IP  | H | R | ER | HR | HB | BB-I | SO | WP | BK |
|------|--------|------------|---|---|------|---|----|----|-----|----|-----|---|---|----|----|----|------|----|----|----|
| 2011 | ALDS   | TB vs. TEX | 0 | 0 | 7.71 | 3 | 0  | 0  | 0   | 0  | 2.1 | 1 | 2 | 2  | 1  | 0  | 2-0  | 3  | 0  | 0  |

## CAREER FIELDING

| YEAR | POSITION | PCT   | G  | PO | A | E | TC | DP |
|------|----------|-------|----|----|---|---|----|----|
| 2011 | Pitcher  | 1.000 | 40 | 3  | 3 | 0 | 6  | 0  |

## LEFT-RIGHT BREAKDOWN


|           | 2011 |    |    |    | CAREER |    |    |    |
|-----------|------|----|----|----|--------|----|----|----|
|           | AVG  | AB | H  | HR | AVG    | AB | H  | HR |
| vs. Left  | .291 | 55 | 16 | 2  | .291   | 55 | 16 | 2  |
| vs. Right | .217 | 83 | 18 | 1  | .217   | 83 | 18 | 1  |



DID YOU KNOW?

### LONGEST SERVICE TIME WITH RAYS

|                |                   |
|----------------|-------------------|
| Carl Crawford  | 8 years, 72 days  |
| Rocco Baldelli | 6 years, 33 days  |
| B.J. Upton     | 5 years, 126 days |
| James Shields  | 5 years, 125 days |
| Aubrey Huff    | 5 years, 102 days |
| Travis Harper  | 5 years, 38 days  |
| Scott Kazmir   | 5 years, 16 days  |
| Wilson Alvarez | 5 years           |
| John Flaherty  | 5 years           |
| Esteban Yan    | 5 years           |



OUTFIELDER

# BRANDON GUYER 30

Brandon Eric Goyer (GUY-er)

| BATS         | THROWS       | HEIGHT      | WEIGHT     |
|--------------|--------------|-------------|------------|
| <b>RIGHT</b> | <b>RIGHT</b> | <b>6'2"</b> | <b>210</b> |

MAJOR LEAGUE SERVICE **31 days**OPENING DAY AGE **26**BORN **1/28/86** in **West Chester, PA**RESIDES **Rockville, MD**CONTRACT STATUS **Signed through 2012**

ACQUIRED **From the Chicago Cubs** along with **RHP Chris Archer, C Robinson Chirinos, OF Sam Fuld** and **INF Hak-Ju Lee** in exchange for **RHP Matt Garza, OF Fernando Perez** and **LHP Zach Rosscup, 1/8/11**

SIGNING SCOUT **Billy Swoope (Cubs)**

FOLLOW HIM @BrandonGoyer

## X-RAY REPORT

- + Brandon is married to Lindsay Murphy, a sports anchor for Fox 5 in Washington, D.C. ...they met when she came to interview him after his 26-game hitting streak at the University of Virginia was snapped...after the interview, he won a bet with his teammates over whether he would ask her on a date.
- + Lindsay barely missed Brandon's home run in his very first major league plate appearance... that night, last May 6, she drove an hour to Camden Yards following her shift as sports anchor on the 6:00 news...she had just pulled into the parking lot and was listening on the radio when he homered.
- + His father, Ray, is a former semi-pro tennis player who now works for Exxon Mobil.

## 2011 SEASON

- + Saw three stints in the majors, his first big league experience, and spent the remainder of the season in Triple-A Durham...his first two stints lasted one day each, May 6 at BAL and July 10 at NYY...was recalled on Sep 1 and remained with the Rays for the duration of the regular season...was not on the postseason roster.
- + Started 12 games for the Rays (9-RF, 2-LF, 1-DH) including 10 of 24 after his September call-up...9 of the 12 starts came against left-handed starters.

- + Made his major league debut on May 6 at BAL before he was optioned to Durham the next day...in his first ML plate app hit a 2-run homer off Zach Britton joining pitcher Esteban Yan (June 4, 2000 at NYM) as the only Rays to homer in their first ML plate app.
- + Became the first ever to homer in his first at-bat at Camden Yards...in fact, since the ballpark opened in 1992, no other player (visitors or Orioles) had ever homered there in his major league debut...was the 108th in major league history to homer in his first ML at-bat.
- + Hit his second home run on Sep 7 vs. TEX off Derek Holland.
- + Named to the International League midseason All-Star Team...batted .312 (121-for-388) in 107 games for Durham, finishing 5th in the IL batting race and 3rd among Rays minor leaguers...played all 3 outfield positions (55-RF, 36-CF, 17-LF).
- + Ranked 4th in the IL in OBP (.384), 5th in SLG (.521), 6th in OPS (.905) and tied teammate Russ Canzler for 2nd in the IL with 78 runs scored.
- + Ranked by *Baseball America* as the No. 11 prospect in the Rays system entering 2012.

## CAREER HIGHLIGHTS

- + Named the Cubs **2010** Minor League Player of the Year after spending the entire season at Double-A Tennessee...hit .344 (127-for-369)

with 13 HR and 30 SB...played all three outfield positions, seeing the most action in right and left field.

- + Led the Southern League in slugging pct. (.588) and ranked 2nd in batting avg., 3rd in doubles (39), 4th in extra-base hits (58) and 5th in OBP (.398).
- + Following the season was named the No. 10 prospect and Best Defensive Outfielder in the Cubs organization by *Baseball America*, a Topps Double-A All-Star and a Southern League All-Star.
- + After the All-Star break led the Southern League with a .424 avg. (72-for-170), 26 2B and a .724 SLG.
- + Had two stints on the 7-day DL with a left shoulder subluxation: April 29-May 10 and May 15-29.
- + In 2009 compiled a .282 avg. (128-for-454) with 62 R, 28 2B, 46 RBI and 30 SB in 130 games between Tennessee and Class-A Daytona...played mostly RF for Daytona and CF for Tennessee.
- + Began the year with Tennessee and was sent down to Daytona on June 13...returned to the Smokies on Sep 1...in his first stint hit .173 (29-

for-168) with 1 HR and 11 RBI...hit .333 (7-for-21) in the second stint.

- + Spent the entire 2008 season with Class-A Peoria...was limited to 88 games after missing the first month and a half due to a right elbow injury.
- + Began his professional career in 2007 in the Arizona League...was shelved July 2-21 with a dislocated left shoulder...was promoted to Short-A Boise on Aug 17.

**PERSONAL & MISC.**

- + Drafted out of the University of Virginia after playing three seasons for the Cavaliers...played with WAS Ryan Zimmerman as a freshman...improved his average each season batting .282 as a freshman, .333 as a sophomore and .370 as a junior...majored in sociology.
- + Was a three-time letterman in both baseball and football at Herndon (Va.) High School...as a third baseman was first team all-metro and second team all-state...as a running back and linebacker was a second team all-state pick as a senior...scored 7 touchdowns in one game on homecoming night his senior year.

**CAREER BATTING**

| YEAR                | CLUB      | AVG  | G   | AB   | R   | H   | 2B  | 3B | HR | RBI | SH | SF | HB | BB-I  | SO  | SB  | CS | GDP | SLG  | OBP  | E  |
|---------------------|-----------|------|-----|------|-----|-----|-----|----|----|-----|----|----|----|-------|-----|-----|----|-----|------|------|----|
| 2007                | AZL Cubs  | .222 | 17  | 72   | 10  | 16  | 4   | 1  | 1  | 5   | 0  | 0  | 4  | 5-0   | 16  | 6   | 2  | 0   | .347 | .309 | 1  |
|                     | Boise     | .268 | 19  | 71   | 9   | 19  | 1   | 0  | 0  | 14  | 7  | 1  | 3  | 6-0   | 9   | 5   | 0  | 0   | .282 | .346 | 2  |
| 2008                | Peoria    | .269 | 88  | 327  | 55  | 88  | 27  | 3  | 14 | 38  | 1  | 3  | 13 | 19-0  | 63  | 22  | 7  | 8   | .498 | .331 | 4  |
|                     | Tennessee | .190 | 57  | 189  | 22  | 36  | 12  | 2  | 1  | 14  | 2  | 2  | 2  | 10-1  | 33  | 7   | 5  | 3   | .291 | .236 | 2  |
|                     | Daytona   | .347 | 73  | 265  | 40  | 92  | 16  | 3  | 2  | 32  | 0  | 8  | 8  | 24-1  | 34  | 23  | 2  | 3   | .453 | .407 | 2  |
| 2010                | Tennessee | .344 | 102 | 369  | 76  | 127 | 39  | 6  | 13 | 58  | 5  | 2  | 7  | 27-1  | 51  | 30  | 3  | 6   | .588 | .398 | 3  |
|                     | Durham    | .312 | 107 | 388  | 78  | 121 | 29  | 5  | 14 | 61  | 6  | 2  | 12 | 35-1  | 79  | 16  | 6  | 8   | .521 | .384 | 2  |
| 2011                | Tampa Bay | .195 | 15  | 41   | 7   | 8   | 1   | 0  | 2  | 3   | 1  | 0  | 0  | 1-0   | 9   | 0   | 0  | 1   | .366 | .214 | 0  |
| Minor League Totals |           | .297 | 463 | 1681 | 290 | 499 | 128 | 20 | 45 | 222 | 21 | 18 | 49 | 126-4 | 285 | 109 | 25 | 28  | .477 | .360 | 16 |
| Major League Totals |           | .195 | 15  | 41   | 7   | 8   | 1   | 0  | 2  | 3   | 1  | 0  | 0  | 1-0   | 9   | 0   | 0  | 1   | .366 | .214 | 0  |


1: Selected by the Chicago Cubs in the fifth round of the 2007 June Draft...signed by Billy Swoope. 2: Acquired by the Tampa Bay Rays along with RH Chris Archer, C Robinson Chirinos, OF Sam Feld and INF Hak-Ju Lee from Chicago in exchange for RH Matt Garza, OF Fernando Perez and LH Zach Rosscup, January 8, 2011.

**CAREER FIELDING**

| YEAR | POSITION    | PCT   | G  | PO | A | E | TC | DP |
|------|-------------|-------|----|----|---|---|----|----|
| 2011 | Right Field | 1.000 | 11 | 13 | 0 | 0 | 13 | 0  |
|      | Left Field  | 1.000 | 3  | 7  | 0 | 0 | 7  | 0  |

**LEFT-RIGHT BREAKDOWN**

|           | 2011 |    |   |    |     | CAREER |    |   |    |     |
|-----------|------|----|---|----|-----|--------|----|---|----|-----|
|           | AVG  | AB | H | HR | RBI | AVG    | AB | H | HR | RBI |
| vs. Left  | .207 | 29 | 6 | 2  | 3   | .207   | 29 | 6 | 2  | 3   |
| vs. Right | .167 | 12 | 2 | 0  | 0   | .167   | 12 | 2 | 0  | 0   |



RIGHT-HANDED PITCHER

# JEREMY HELLICKSON 58

Jeremy Robert Hellickson

|                      |                        |                       |                      |
|----------------------|------------------------|-----------------------|----------------------|
| BATS<br><b>RIGHT</b> | THROWS<br><b>RIGHT</b> | HEIGHT<br><b>6'1"</b> | WEIGHT<br><b>190</b> |
|----------------------|------------------------|-----------------------|----------------------|

MAJOR LEAGUE SERVICE **1 year, 45 days**OPENING DAY AGE **24**BORN **4/8/87** in Des Moines, IARESIDES **Des Moines, IA**CONTRACT STATUS **Signed through 2012**ACQUIRED **Selected in the fourth round of the 2005 June Draft**SIGNING SCOUT **Tom Couston (Rays)**

## X-RAY REPORT

- + Jeremy is the only Iowa-born player in Rays history and one of six who appeared in the majors in 2011, along with Casey Blake, Jerry Hairston Jr., Joel Hanrahan, Ryan Sweeney and Tony Watson.
- + Last June he was featured as a bobblehead giveaway at a Triple-A Iowa Cubs game, depicted wearing his baseball uniform from Hoover High School in Des Moines.
- + This past offseason he was chosen by the Twin Cities Chapter of the BBWAA as the winner of the Dick Siebert Award given to the Upper Midwest Player of the Year...this broke a streak of three straight awards by Twins catcher Joe Mauer.
- + Has two Yorkies named Jeter and Marley... Marley, a puppy, was a gift he received this past Christmas...Jeter is 7 years old and was named after one of his favorite players growing up.

## 2011 SEASON

- + Named the AL winner of the Jackie Robinson Rookie of the Year Award as voted on by the BBWAA...was listed first on 17 of the 28 ballots submitted by two writers in each league city, second on five and third on two to amass 102 points, based on the 5-3-1 tabulation system.
- + Became just the second starting pitcher to win the AL award in the past 30 seasons joining DET Justin Verlander in 2006...was the 2nd Ray to win the award in the last 4 years, joining Evan Longoria (2008)...is just the 2nd Iowa-born player to win the AL or NL award joining

1968 AL winner Stan Bahnsen...also named *Baseball America's* Major League Rookie of the Year and named to the Topps All-Star Rookie Team.

- + Led all major league rookies in ERA (2.90), innings pitched (189), opp avg. (.210), games started (29) and quality starts (20)...was 2nd in wins with 13, tied with Jeff Niemann (2009) for the 2nd most ever by a Rays rookie...fell one shy of Rolando Arrojo (1998).

## A.L. ROOKIE OF THE YEAR VOTING

|                              | 1ST       | 2ND      | 3RD      | POINTS     |
|------------------------------|-----------|----------|----------|------------|
| <b>Jeremy Hellickson, TB</b> | <b>17</b> | <b>5</b> | <b>2</b> | <b>102</b> |
| Mark Trumbo, LAA             | 5         | 11       | 5        | 63         |
| Eric Hosmer, KC              | 4         | 4        | 6        | 38         |
| Ivan Nova, NYY               | 1         | 5        | 10       | 30         |
| Michael Pineda, SEA          | -         | 3        | 2        | 11         |
| Dustin Ackley, SEA           | 1         | -        | 1        | 6          |
| <b>Desmond Jennings, TB</b>  | -         | -        | <b>1</b> | <b>1</b>   |
| Jordan Walden, LAA           | -         | -        | 1        | 1          |

## LOWEST OPP AVG., A.L. ROOKIES, LAST 50 YEARS

|                                    |                       |
|------------------------------------|-----------------------|
| Al Downing, NYY, 1963              | .184 (114-620)        |
| Jim Bibby, TEX, 1973               | .192 (121-630)        |
| Wally Bunker, BAL, 1964            | .207 (161-766)        |
| <b>Jeremy Hellickson, TB, 2011</b> | <b>.210 (146-695)</b> |
| Tom Gordon, KC, 1989               | .210 (122-582)        |

- + His 2.95 ERA ranked 8th overall in the AL...the last AL rookie to finish with a lower ERA (min. 162 IP) was KC Kevin Appier in 1990 (2.76).
- + His .210 opp avg. was 3rd lowest in the majors behind 2011 Cy Young winners DET Justin Verlander (.192) and LAD Clayton Kershaw (.207)...it was the lowest by a rookie since CHC

- Kerry Wood (.196) in 1998 and the lowest by an AL rookie since KC Tom Gordon (also .210) in 1989.
- + In the modern era (since 1900), only five AL rookies who qualified for the ERA title finished with an ERA and opp avg. as low as Hellickson's: NYY Russ Ford (1910), WAS Mickey Haefner (1943), CLE Herb Score (1955), NYY Al Downing (1963) and BAL Wally Bunker (1964).
  - + The Rays scored a total of 9 runs in his 10 losses and were shut out 5 times...only one major league starter was shut out more in 2011: LAA Tyler Chatwood (6).
  - + Went undefeated in September (2-0) with a 2.67 ERA (33.2-IP, 10-ER) in 5 starts vs. AL East opponents...Rays were 4-1 in those starts...the only loss came on Sep 21 at NYY (Game 2)... Hellickson went 7 innings allowing only 2 hits and 2 runs and left with the score tied 2-2... Yankees won, 4-2, but CC Sabathia was denied his 20th win.
  - + Allowed 3 earned runs or less in 26 of 29 starts.
  - + Pitched 7 or more innings 14 times, tops among all major league rookies...had 2 of the 3 complete games by AL rookies in 2011, both 4-hitters at home against BAL Jeremy Guthrie...on May 13 tossed his first career shutout and on Sep 4 he won 8-1.
  - + Averaged 19.6 outs per start...the last AL rookie to finish a season with a higher average (min. 25 starts) was MIL Steve Sparks in 1995 (20.3)...his 189 IP were most by an AL rookie in three years.
  - + In May was named the AL Pitcher of the Month and AL Rookie of the Month after going 4-1
- BAL Rodrigo Lopez (3 in 2002) and OAK Brett Anderson (2 in 2009).
  - + Had a club-record streak of 24 scoreless innings at Tropicana Field between April 22-June 15.
  - + Won 10 of his first 15 starts as a Ray, spanning 2010-11, the first in club history to do so... was one of five active pitchers who won 10 of their first 15 career starts, along with Francisco Liriano, Jered Weaver, Chuck James, and Brett Tomko.
  - + **POSTSEASON:** Started and lost Game 4 of the ALDS vs. Texas, 4-3...worked 4 innings and allowed 4 hits and 3 runs, all coming on solo home runs to Ian Kinsler and Adrian Beltre (2).

## CAREER HIGHLIGHTS

- + In **2010** earned a virtual clean sweep of minor league awards...was named Minor League Player of the Year by *Baseball America* and *USA Today*, Minor League Pitcher of the Year by *Sporting News* and International League Most Valuable Pitcher...after the season, was named a postseason International League All-Star, BA Minor League All-Star and a Topps Triple-A All-Star...also named Minor League Pitcher of the Year for the Rays system for a second straight year, the first pitcher to win the honor twice.
- + Made 4 starts over two stints for the Rays in August, and joined the bullpen on Sep 1 during his third stint...spent the rest of the season with Triple-A Durham.
- + Made his major league debut on Aug 2 vs. MIN and beat Carl Pavano, 4-2, to become the sixth Rays starter to win his big league debut...to-taled 7 IP, 3 H, 2 R/ER, 2 BB, 6 SO...tied the club record for fewest hits allowed and most IP by a

“ He has tremendous ability and skill and he has this wonderful pulse about him that permits him to be as good as he is at this early age.”

— Manager Joe Maddon

- with a 1.36 ERA (33-IP, 5-ER) in 5 starts...since the Rookie of the Month awards began in 2001, he became the third player (first in AL) to win dual awards for the same month, along with MIL Ryan Braun (July 2007) and FLA Dontrelle Willis (June 2003)...was the second Rays pitcher to be named AL Rookie of the Month, joining Wade Davis (July 2010).
- + Beat the Red Sox twice at Fenway Park, on April 11 and Sep 15...is one of only three rookies in the last 35 years to do so along with
- starting pitcher in his ML debut...was optioned to Durham after the game.
- + Retired the first 10 batters he faced, the first in Rays history to do so...ended Minnesota's 8-game winning streak, the first pitcher to do this in his debut since 1974, when Montreal's 8-gamer was snapped by NYM Randy Sterling—the only victory of his 3-game career.
  - + Became the first pitcher since 1920 to pitch 6-plus innings allowing 3 hits or fewer in each of his first 3 major league apps...in those 3

- starts, totaled 20 IP, 9 H, 3 R/ER, 3 BB and 18 SO, with a .136 (9-for-66) opp avg.
- + Won his first 3 starts, the first in Rays history to do so...earned a win in relief on Sep 22 at NYY, replacing Wade Davis after a rain delay of more than two hours...became the third Ray to begin his major league career 4-0, joining James Shields and Tim Lincecum, both in 2006.
  - + Made 21 starts for Durham, going 12-3 with an IL-best 2.45 ERA (117.2-IP, 32-ER) and a strikeout-to-walk ratio of 3.51...at the time of his first call-up, also led the IL in wins and strikeouts (123).
  - + In 30 total starts for Durham over 2009-10, went 18-4 with a 2.47 ERA (175-IP, 134-H, 54-R, 48-ER, 50-BB, 193-SO, .213 opp avg.).
  - + Started the All-Star Futures Game on July 11 at Angel Stadium for the U.S. ...pitched 2 innings and picked up the win (2-H, 1-R/ER).
  - + In **2009** was named Minor League Pitcher of the Year for the Rays organization...went a combined 9-2 with a 2.45 ERA (114-IP, 72-H, 35-R, 31-ER, 29-BB, 132-SO) in 20 starts for Double-A Montgomery and Durham...earned a promotion to Durham on July 22.
  - + After joining the Bulls, went 6-1 with a 2.51 ERA in 9 starts and had more than twice as many strikeouts (70) as hits allowed (31).
  - + Started Game 1 in both rounds of the IL play-offs, with Durham winning both games...went 1-0 with a 2.92 ERA (12.1-IP, 8-H, 4-ER, 4-BB, 18-SO) in the postseason...struck out 12 in Game 1 of the first round, Sep 9 vs. Louisville (Reds)...also started for Durham in the Triple-A national championship on Sep 22 vs. Memphis in Oklahoma City, and allowed only 2 hits over 5 scoreless innings to earn MVP honors.
  - + In **2008** was named Class-A Vero Beach Pitcher of the Year despite a late-June promotion to Montgomery...overall went 11-5 with a 2.96 ERA (152-IP, 50-ER) in 27 starts, with 162 SO, 20 BB and 148 hits.
  - + Compiled a 16.6 SO/BB ratio (83 to 5) for Vero Beach...his 162 combined strikeouts led the Rays organization...his 2.96 ERA led all full-season Rays minor leaguers...named a Florida State League midseason All-Star.
  - + Made his full-season debut in **2007** for Class-A Columbus in the South Atlantic League...went 13-3 with a 2.67 ERA, and went 9-1 over 12 starts after the All-Star break...held opponents to a .214 avg.



+ In **2006** was named Short-*A* Hudson Valley's Pitcher of the Year after leading the Rays org. with a 2.43 ERA...was named to the New York-Penn League All-Star Team after leading the league in strikeouts...held opponents to a .193 average.

**PERSONAL & MISC.**

- + Drafted out of Iowa's Hoover High School, where he was named preseason First- Team All-American by *Baseball America* in 2005... also was a four-year letterman and three-year starter in basketball as a shooting guard, earning all-conference honors as a sophomore, junior and senior...averaged 17 points per game as a junior and senior...was recruited as a two-sport athlete by the University of Iowa.
- + Before signing with the Rays, he received a scholarship offer to pitch for Louisiana State, the same school that offered James Shields a scholarship four years earlier.

+ Was the staff ace on the gold medal-winning USA Baseball Team at the World Youth Championship in Taiwan in 2004...went 2-0 with 17 SO and 1 BB in 14 IP...gave his gold medal to his great grandmother, Louise Abbas, a loyal Braves fan and a competitive bowler who passed away in 2009 at the age of 97.

**CAREER HIGHS**

|   |  |
|---|--|
| <b>COMPLETE GAMES (2), SHUTOUTS (1)</b><br>9/4/11 at BAL – 4-hit CG;<br>5/13/11 vs. BAL – 4-hit SHO | <b>HR ALLOWED</b><br>2, 2x-last 7/3/11 vs. STL     |
| <b>LONGEST OUTING</b><br>9.0, 2x-last 9/4/11 at BAL   | <b>RUNS ALLOWED</b><br>5, 6/10/11 at BAL           |
| <b>LONGEST RELIEF OUTING</b><br>3.1, 9/22/10 at NYY   | <b>WIN STREAK</b><br>4G, 2x-last 4/28/11 – 5/18/11 |
| <b>STRIKEOUTS</b><br>10, 4/6/11 vs. LAA   | <b>LOSS STREAK</b><br>4G, 6/10/11 – 6/27/11        |
| <b>WALKS</b><br>5, 3x-last 9/27/11 vs. NYY  |  |

**CAREER PITCHING**

| YEAR | CLUB                | W  | L  | ERA   | G   | GS  | CG | SHO | SV | IP    | H   | R   | ER  | HR | HB | BB-I  | SO  | WP | BK |
|------|---------------------|----|----|-------|-----|-----|----|-----|----|-------|-----|-----|-----|----|----|-------|-----|----|----|
| 2005 | Princeton           | 0  | 0  | 6.00  | 4   | 0   | 0  | 0   | 0  | 6.0   | 6   | 4   | 4   | 1  | 1  | 1-0   | 11  | 0  | 0  |
| 2006 | Hudson Valley       | 4  | 3  | 2.43  | 15  | 14  | 0  | 0   | 0  | 77.2  | 55  | 24  | 21  | 3  | 6  | 16-0  | 96  | 4  | 0  |
| 2007 | Columbus            | 13 | 3  | 2.67  | 21  | 21  | 1  | 0   | 0  | 111.1 | 87  | 36  | 33  | 7  | 3  | 34-0  | 106 | 4  | 0  |
| 2008 | Vero Beach          | 7  | 1  | 2.00  | 14  | 14  | 0  | 0   | 0  | 76.2  | 64  | 19  | 17  | 7  | 4  | 5-0   | 83  | 3  | 1  |
|      | Montgomery          | 4  | 4  | 3.94  | 13  | 13  | 0  | 0   | 0  | 75.1  | 84  | 36  | 33  | 15 | 2  | 15-1  | 79  | 1  | 0  |
| 2009 | Montgomery          | 3  | 1  | 2.38  | 11  | 11  | 0  | 0   | 0  | 56.2  | 41  | 16  | 15  | 4  | 4  | 14-0  | 62  | 1  | 0  |
|      | Durham              | 6  | 1  | 2.51  | 9   | 9   | 0  | 0   | 0  | 57.1  | 31  | 19  | 16  | 4  | 4  | 15-0  | 70  | 2  | 0  |
| 2010 | Durham              | 12 | 3  | 2.45  | 21  | 21  | 0  | 0   | 0  | 117.2 | 103 | 35  | 32  | 5  | 7  | 35-0  | 123 | 0  | 0  |
|      | Tampa Bay           | 4  | 0  | 3.47  | 10  | 4   | 0  | 0   | 0  | 36.1  | 32  | 14  | 14  | 5  | 2  | 8-2   | 33  | 2  | 0  |
|      | Charlotte           | 0  | 0  | 21.60 | 1   | 0   | 0  | 0   | 0  | 1.2   | 4   | 4   | 4   | 0  | 0  | 2-0   | 4   | 0  | 0  |
| 2011 | Tampa Bay           | 13 | 10 | 2.95  | 29  | 29  | 2  | 1   | 0  | 189.0 | 146 | 64  | 62  | 21 | 4  | 72-8  | 117 | 8  | 1  |
|      | Minor League Totals | 49 | 16 | 2.71  | 109 | 103 | 1  | 0   | 0  | 580.1 | 475 | 193 | 175 | 46 | 31 | 137-1 | 634 | 15 | 1  |
|      | Major League Totals | 17 | 10 | 3.04  | 39  | 33  | 2  | 1   | 0  | 225.1 | 178 | 78  | 76  | 26 | 6  | 80-10 | 150 | 10 | 1  |

1: Selected by the Tampa Bay Rays in the fourth round of the 2005 June Draft...signed by Tom Coustoun.

**CAREER BATTING**

| YEAR | CLUB      | AVG  | AB | R | H | 2B | 3B | HR | RBI | SH | SF | HB | BB-I | SO | SB | CS | GDP | SLG  | OBP  |
|------|-----------|------|----|---|---|----|----|----|-----|----|----|----|------|----|----|----|-----|------|------|
| 2011 | Tampa Bay | .000 | 2  | 0 | 0 | 0  | 0  | 0  | 0   | 0  | 0  | 0  | 0-0  | 2  | 0  | 0  | 0   | .000 | .000 |

**POSTSEASON PITCHING**


| YEAR | SERIES | CLUB       | W | L | ERA  | G | GS | CG | SHO | SV | IP  | H | R | ER | HR | HB | BB-I | SO | WP | BK |
|------|--------|------------|---|---|------|---|----|----|-----|----|-----|---|---|----|----|----|------|----|----|----|
| 2011 | ALDS   | TB vs. TEX | 0 | 0 | 7.71 | 3 | 0  | 0  | 0   | 0  | 2.1 | 1 | 2 | 2  | 1  | 0  | 2-0  | 3  | 0  | 0  |

**CAREER FIELDING**

| YEAR | POSITION | PCT   | G  | PO | A  | E | TC | DP |
|------|----------|-------|----|----|----|---|----|----|
| 2010 | Pitcher  | 1.000 | 10 | 1  | 3  | 0 | 4  | 0  |
| 2011 | Pitcher  | 1.000 | 29 | 15 | 16 | 0 | 31 | 0  |
|      | Totals   | 1.000 | 39 | 16 | 19 | 0 | 35 | 0  |

**LEFT-RIGHT BREAKDOWN**

|           | 2011 |     |    |    | CAREER |     |     |    |
|-----------|------|-----|----|----|--------|-----|-----|----|
|           | AVG  | AB  | H  | HR | AVG    | AB  | H   | HR |
| vs. Left  | .230 | 365 | 84 | 11 | .242   | 438 | 106 | 15 |
| vs. Right | .188 | 330 | 62 | 10 | .182   | 395 | 72  | 11 |



LEFT-HANDED PITCHER

# J.P. HOWELL 39

James Phillip Howell

| BATS | THROWS | HEIGHT | WEIGHT |
|------|--------|--------|--------|
| LEFT | LEFT   | 6'0"   | 190    |

MAJOR LEAGUE SERVICE **5 years, 7 days**OPENING DAY AGE **28**BORN **4/25/83** in Modesto, CARESIDES **St. Petersburg, FL**CONTRACT STATUS **Signed through 2012**ACQUIRED **From the Kansas City Royals**in exchange for **OF Joey Gathright and****INF Fernando Cortez, 6/20/06**SIGNING SCOUT **Chet Sergio (Royals)**

## X-RAY REPORT

- + J.P.'s wife, Heather Hennessy-Howell, is an author, writer, blogger and broadcast journalist... Heather graduated from USC with a degree in communications and in 2011, published a children's book called *Dangles*, the first in a series of 11 books about the adventures of a cartoon monkey of the same name...the book was inspired by a stuffed monkey J.P. gave to Heather...told in rhyming verse form, *Dangles* is a fun and insightful read with messages of hope and friendship for children and families... Heather is currently at work on the third book in *The Adventures of Dangles* series.
- + J.P. and Heather have a Portuguese water dog named Rose.

## 2011 SEASON

- + Missed the first 44 games recovering from left shoulder injury that forced him to miss all of 2010...reinstated from the DL on May 20 and spent the rest of the season in the majors, making 46 apps out of the bullpen...was activated 1 year and 1 day after undergoing surgery to repair a torn labrum on May 19, 2010...the day he joined the Rays, threw a scoreless inning in his first ML appearance since Sep 22, 2009 vs. SEA, 605 days prior.
- + Made his first of 9 rehab appearances on April 21 in an extended spring training game against the Orioles.
- + When he worked 0.2 innings in the Rays 5-4 win on Sep 7 vs. TEX, he became the franchise's all-time leader in appearances by a lefty...passed Trevor Miller at 189...now at 197,

needs 3 apps to become just the 6th Ray to pitch in 200 games.

- + Had held opponents to a .229 average before his last 7 apps (including an appearance vs. Texas in the ALDS) when opponents went 7-for-12 off him...in 4 of those last 5 apps he faced only one hitter and allowed a hit, and allowed 4 of 4 inherited runners to score.
- + Overall held left-handed hitters to a .222 (14-for-63) avg. with 1 HR...righthanders batted .302 (16-for-53) with 2 HR...opponents hit .394 (13-for-33) with RISP...they hit .300 (18-for-60) with runners on base compared to .214 (12-for-56) with no one on base.
- + Had a stretch of 24 apps, July 2-Sep 7, when he held opponents to a .148 (8-for-54) avg. ...allowed only 3 ER from July 29 through season's end (2.08 ERA, 13-IP, 3-ER), all of which came via home run (Jose Bautista on Aug 29 at TOR and Matt Wieters, Sep 13 at BAL).
- + On July 1 vs. STL got 2 outs in the 8th before yielding 2 walks and a home run to Colby Rasmus...following the homer was ejected for the first time of his career.
- + On June 12 at BAL picked up his first save since Sep 20, 2009 vs. SEA.
- + **POSTSEASON:** Faced one hitter, Josh Hamilton, with 2 outs and the bases loaded in the 7th inning of Game 3 of the ALDS and the Rays trailing Texas, 2-1...allowed a 2-run single and the Rays fell, 4-3.

TB



## CAREER HIGHLIGHTS

- + Missed the entire **2010** season due to a shoulder injury, which sidelined him in spring training and later required season-ending surgery... was non-tendered on Dec 2, 2009 and re-signed with the Rays on Dec 13.
- + Reported to spring training with weakness in his left shoulder and began a rehab program with the goal of returning in late May...was placed on the 15-day disabled list out of spring training on March 26...on May 17 was throwing in a simulated game at Tropicana Field when he was forced to stop due to pain in his shoulder...on May 19, Dr. James Andrews performed surgery in Birmingham, Ala., to repair a torn labrum.
- + Combining 2008-09, he led all major league relievers with 13 wins, ranked 3rd with 171 strikeouts and 5th in innings pitched (156) and opp avg. (.195)...was also tops among big league lefty relievers in each category.
- + In **2009** set career bests in appearances (69), wins (7) and saves (17)...tied a club record for wins by a reliever...took over as primary closer after Troy Percival was placed on the DL in late May.
- + Rays were 23 games over .500 (46-23) in games he pitched...54 of his 69 outings were scoreless.
- + Was 17-for-25 in save opportunities but converted 13 straight save opps from June 14-Aug 21...over that stretch he went 4-1 with a 2.30 ERA (27.1-IP, 7-ER)...saved all 3 games in a sweep against his former team, July 17-19 at KC out of the All-Star break...became the second pitcher in club history to save each game of a sweep (3 or more games)...Troy Percival did it April 22-24, 2008 vs. TOR at Disney.
- + Put together a 17-outing scoreless stretch from May 31-July 8 in which he threw 16.1 scoreless innings, longest scoreless streak on the staff in 2009.
- + Suffered the loss Aug 7 at SEA after allowing a 2-out, 2-run walk-off HR to Ryan Langerhans, his lone HR surrendered to a left-handed hitter.
- + **WORLD BASEBALL CLASSIC:** Made 3 scoreless appearances for Team USA (3.1-IP, 2-H, 3-SO)...was the only U.S. reliever to hold opponents scoreless.
- + Enjoyed a breakout season in **2008** as he transitioned to full-time relief work...made his first Opening Day roster as the only member of the bullpen under the age of 30, and remained the pen's youngest member until the rosters expanded.
- + Tied for the major league lead in relief innings pitched (89.1) with TEX Josh Rupe...led the majors with the lowest pct. of inherited runners scored (11.8) and was tied for first among AL relievers in strikeouts (92)...ranked 9th among AL relievers with a 2.22 ERA.
- + Became the first lefty to lead the majors in relief IP since 1997 when MIN Greg Swindell threw 112...his innings total was also the highest by any lefty reliever since Swindell threw 90.1 innings the following year, 1998...shattered the club record for most innings by a lefty reliever...was previously held by Doug Creek who pitched 62.2 innings in 2001.
- + Joined James Shields (2007) as the only Rays to win their first 6 decisions in a season.
- + Recorded his first career save April 17 at MIN with 3 shutout innings, facing the minimum 9 hitters...yielded 2 hits (singles) and induced 2 GDP.
- + Did not allow an earned run in 11 outings in September.
- + **POSTSEASON:** Appeared in 12 games, most of any ML pitcher in 2008...went 0-3 despite compiling a 3.00 ERA (12-IP, 9-H, 4-R/ER, 4-BB, 17-SO) and holding opponents to a .209 avg.
- + Tied the LCS record by appearing in 6 games, becoming the sixth pitcher to do so...logged 3 outings in both the ALDS and World Series.
- + Absorbed losses in Game 3 and Game 5 of the World Series, both at Philadelphia...on both occasions, his base runner came around to score with another pitcher on the mound...in Game 5 of the ALCS at Fenway Park, suffered the loss when J.D. Drew's 9th-inning RBI single completed Boston's comeback from a 7-0 deficit to win it, 8-7.
- + Split the **2007** season between the Rays and Triple-A Durham...made 10 starts for the Rays over three separate tours and went 1-6 with a 7.59 ERA.
- + Made a total of 33 starts between the Rays, Bulls and Triple-A postseason, working a combined 192.2 innings and striking out 211.
- + Led the International League with 145 SO and ranked 4th in the league in ERA.
- + On June 20, **2006** was acquired by the Rays from the Royals in exchange for OF Joey Gathright and minor league INF Fernando Cortez...made 8 starts for the Rays over two stints, and started 10 games for Durham.
- + His first win as a Ray came Sep 23 vs. NYY when he tossed a then-career-high 7 shutout innings, limiting New York to just 3 hits and 2 walks to defeat Randy Johnson.

- + Opened the year with Triple-A Omaha of the Pacific Coast League...missed the month of May with a left shoulder strain.
  - + Saw his first action at the major league level in **2005**, making 15 starts for Kansas City.
  - + Made four stops in the Royals organization, rising from Class-A High Desert to the majors...enjoyed the second-quickest rise through the system in franchise history after Bo Jackson (signed June 1986, debuted September 1986)...was the 4th player from the 2004 June Draft to make his major league debut after OAK Huston Street, BOS Cla Meredith and BAL Jeffrey Fiorentino.
  - + Won his big league debut on June 11 at ARI, 8-5...totaled 5 IP, 4 H, 1 R/ER, 2 BB, 8 SO...the 8 SO tied a Royals club record for a pitcher in his debut.
  - + Earned a 5-0 win Sep 26 at MIN after tossing 5 no-hit innings...left the game with the no-hitter intact, after tossing 97 pitches...joined Kevin Appier (6.2-IP, April 26, 1995) as the only Royals starters to be pulled after tossing at least 5 innings of no-hit baseball.
- AMATEUR CAREER**
- + Attended the University of Southern California before transferring to the University of Texas...was 25-4 with a 2.31 ERA and 271 SO in 249.2 IP in his two years at Texas...broke Roger Clemens' two-season record for strikeouts (241).
  - + Was a finalist for the 2004 Roger Clemens Award, given to the top college pitcher, along with Wade Townsend and Jered Weaver...was also a finalist for the 2004 Dick Howser Award as the nation's top college player...named the Big 12 Pitcher of the Year in 2004.
  - + Named a 2004 First Team All-American by *USA Today* and *Collegiate Baseball*.
  - + Posted a 15-2 record and a 2.13 ERA (135.1-IP, 90-H, 32-ER) with 166 SO as a senior leading the Longhorns to a second-place finish at the College World Series...tied for most wins in the nation and was 13 SO shy of the Big 12 record.
  - + Graduated from Jesuit High (Carmichael, Calif.) in 2001...was 10-0 with a 0.09 ERA as a senior, earning the CalHiSports.com Player of the Year Award.
  - + Was named to the All-State All-Decade High School Baseball Team by CalHiSports.com in November 2009 along with Cole Hamels, Ryan Braun, Aaron Hill and Player of the Decade Delmon Young.

### CAREER HIGHS

#### LONGEST OUTING

8.0, 6/3/07 vs. KC

#### LONGEST RELIEF OUTING

3.0, 6x-last 5/11/08 vs. LAA

#### STRIKEOUTS

9, 6/8/07 at FLA

#### WALKS

5, 9/8/05 at CWS

#### HR ALLOWED

2, 3x-last 9/26/07 vs. NYY

#### RUNS ALLOWED

9, 9/26/07 vs. NYY

#### WIN STREAK

6G, 2x-last 6/6/09 -  
7/25/09

#### LOSS STREAK

6G, 6/14/07 - 9/26/07



Rays reliever J.P. Howell and his wife, Heather, participate in the Reading with the Rays program.

PHOTO BY  
STEVEN KOVICH

ORGANIZATION  
COACHES & STAFF  
40-MAN ROSTER  
NON-ROSTER INVITES  
RECORDS & HISTORY  
YEARLY SUMMARIES  
OPPONENTS  
MINOR LEAGUE OPERATIONS  
BROADCAST INFORMATION  
TROPICANA FIELD & MISC.

CAREER PITCHING

| YEAR                       | CLUB               | W                      | L         | ERA         | G          | GS        | CG       | SHO      | SV        | IP           | H          | R          | ER         | HR        | HB        | BB-I         | SO         | WP        | BK       |   |
|----------------------------|--------------------|------------------------|-----------|-------------|------------|-----------|----------|----------|-----------|--------------|------------|------------|------------|-----------|-----------|--------------|------------|-----------|----------|---|
| 2004                       | Idaho Falls        | 3                      | 1         | 2.77        | 6          | 4         | 0        | 0        | 0         | 26.0         | 16         | 9          | 8          | 1         | 2         | 12-0         | 38         | 9         | 0        |   |
| 2005                       | High Desert        | 3                      | 1         | 1.96        | 8          | 8         | 0        | 0        | 0         | 46.0         | 33         | 16         | 10         | 2         | 3         | 24-0         | 48         | 5         | 1        |   |
|                            | Wichita            | 2                      | 0         | 2.50        | 3          | 3         | 0        | 0        | 0         | 18.0         | 12         | 5          | 5          | 2         | 1         | 5-0          | 23         | 2         | 0        |   |
|                            | Omaha              | 3                      | 1         | 4.06        | 7          | 7         | 0        | 0        | 0         | 37.2         | 40         | 19         | 17         | 1         | 1         | 19-0         | 29         | 3         | 0        |   |
|                            | <b>Kansas City</b> | <b>3</b>               | <b>5</b>  | <b>6.19</b> | <b>15</b>  | <b>15</b> | <b>0</b> | <b>0</b> | <b>0</b>  | <b>72.2</b>  | <b>73</b>  | <b>55</b>  | <b>50</b>  | <b>9</b>  | <b>6</b>  | <b>39-0</b>  | <b>54</b>  | <b>7</b>  | <b>0</b> |   |
| 2006                       | Omaha              | 3                      | 2         | 4.75        | 8          | 8         | 0        | 0        | 0         | 36.0         | 39         | 19         | 19         | 3         | 0         | 14-0         | 33         | 3         | 0        |   |
|                            | Durham             | 5                      | 3         | 2.62        | 10         | 10        | 0        | 0        | 0         | 55.0         | 53         | 18         | 16         | 2         | 4         | 15-0         | 49         | 0         | 0        |   |
|                            | <b>Tampa Bay</b>   | <b>1</b>               | <b>3</b>  | <b>5.10</b> | <b>8</b>   | <b>8</b>  | <b>0</b> | <b>0</b> | <b>0</b>  | <b>42.1</b>  | <b>52</b>  | <b>25</b>  | <b>24</b>  | <b>4</b>  | <b>3</b>  | <b>14-0</b>  | <b>33</b>  | <b>1</b>  | <b>0</b> |   |
| 2007                       | Durham             | 7                      | 8         | 3.38        | 21         | 21        | 1        | 0        | 0         | 128.0        | 110        | 63         | 48         | 16        | 8         | 34-1         | 145        | 7         | 1        |   |
|                            | <b>Tampa Bay</b>   | <b>1</b>               | <b>6</b>  | <b>7.59</b> | <b>10</b>  | <b>10</b> | <b>0</b> | <b>0</b> | <b>0</b>  | <b>51.0</b>  | <b>69</b>  | <b>45</b>  | <b>43</b>  | <b>8</b>  | <b>3</b>  | <b>21-0</b>  | <b>49</b>  | <b>3</b>  | <b>0</b> |   |
| 2008                       | <b>Tampa Bay</b>   | <b>6</b>               | <b>1</b>  | <b>2.22</b> | <b>64</b>  | <b>0</b>  | <b>0</b> | <b>0</b> | <b>3</b>  | <b>89.1</b>  | <b>62</b>  | <b>29</b>  | <b>22</b>  | <b>6</b>  | <b>4</b>  | <b>39-1</b>  | <b>92</b>  | <b>5</b>  | <b>0</b> |   |
| 2009                       | <b>Tampa Bay</b>   | <b>7</b>               | <b>5</b>  | <b>2.84</b> | <b>69</b>  | <b>0</b>  | <b>0</b> | <b>0</b> | <b>17</b> | <b>66.2</b>  | <b>47</b>  | <b>22</b>  | <b>21</b>  | <b>7</b>  | <b>3</b>  | <b>33-3</b>  | <b>79</b>  | <b>3</b>  | <b>1</b> |   |
| 2010                       | <b>Tampa Bay</b>   | Injured — Did Not Play |           |             |            |           |          |          |           |              |            |            |            |           |           |              |            |           |          |   |
| 2011                       | Charlotte          | 0                      | 1         | 2.70        | 3          | 3         | 0        | 0        | 0         | 3.1          | 3          | 1          | 1          | 0         | 0         | 1-0          | 4          | 0         | 0        |   |
|                            | Durham             | 0                      | 0         | 0.00        | 4          | 0         | 0        | 0        | 0         | 0            | 3.2        | 5          | 4          | 0         | 0         | 0            | 1-0        | 5         | 1        | 0 |
|                            | <b>Tampa Bay</b>   | <b>2</b>               | <b>3</b>  | <b>6.16</b> | <b>46</b>  | <b>0</b>  | <b>0</b> | <b>0</b> | <b>1</b>  | <b>30.2</b>  | <b>30</b>  | <b>24</b>  | <b>21</b>  | <b>5</b>  | <b>2</b>  | <b>18-1</b>  | <b>26</b>  | <b>2</b>  | <b>2</b> |   |
| <b>Minor League Totals</b> |                    | <b>26</b>              | <b>17</b> | <b>3.16</b> | <b>70</b>  | <b>64</b> | <b>1</b> | <b>0</b> | <b>0</b>  | <b>353.2</b> | <b>311</b> | <b>154</b> | <b>124</b> | <b>27</b> | <b>19</b> | <b>125-1</b> | <b>374</b> | <b>30</b> | <b>2</b> |   |
| <b>Majors Totals</b>       |                    | <b>17</b>              | <b>18</b> | <b>4.21</b> | <b>197</b> | <b>18</b> | <b>0</b> | <b>0</b> | <b>21</b> | <b>280.0</b> | <b>260</b> | <b>145</b> | <b>131</b> | <b>30</b> | <b>15</b> | <b>125-5</b> | <b>279</b> | <b>14</b> | <b>3</b> |   |
| <b>Major League Totals</b> |                    | <b>20</b>              | <b>23</b> | <b>4.62</b> | <b>212</b> | <b>33</b> | <b>0</b> | <b>0</b> | <b>21</b> | <b>352.2</b> | <b>333</b> | <b>200</b> | <b>181</b> | <b>39</b> | <b>21</b> | <b>164-5</b> | <b>333</b> | <b>21</b> | <b>3</b> |   |

1: Selected by the Kansas City Royals in the first round (31st overall) of the 2004 June Draft...signed by Chet Sergio. 2: Acquired by the Tampa Bay Rays from Kansas City in exchange for OF Joey Gathright and INF Fernando Cortez, June 20, 2006.

WORLD BASEBALL CLASSIC PITCHING

| YEAR | CLUB          | W | L | ERA  | G | GS | CG | SHO | SV | IP  | H | R | ER | HR | HB | BB-I | SO | WP | BK |
|------|---------------|---|---|------|---|----|----|-----|----|-----|---|---|----|----|----|------|----|----|----|
| 2009 | United States | 0 | 0 | 0.00 | 3 | 0  | 0  | 0   | 0  | 3.1 | 2 | 0 | 0  | 0  | 0  | 2-0  | 3  | 0  | 0  |

CAREER BATTING

| YEAR          | CLUB        | AVG         | AB        | R        | H        | 2B       | 3B       | HR       | RBI      | SH       | SF       | HB       | BB-I       | SO       | SB       | CS       | GDP      | SLG         | OBP         |
|---------------|-------------|-------------|-----------|----------|----------|----------|----------|----------|----------|----------|----------|----------|------------|----------|----------|----------|----------|-------------|-------------|
| 2005          | Kansas City | .000        | 3         | 0        | 0        | 0        | 0        | 0        | 0        | 0        | 0        | 0        | 0-0        | 1        | 0        | 0        | 0        | .000        | .000        |
| 2007          | Tampa Bay   | .333        | 6         | 1        | 2        | 0        | 0        | 0        | 1        | 0        | 0        | 0        | 0-0        | 2        | 0        | 0        | 0        | .333        | .333        |
| 2008          | Tampa Bay   | .000        | 1         | 0        | 0        | 0        | 0        | 0        | 0        | 0        | 0        | 0        | 0-0        | 1        | 0        | 0        | 0        | .000        | .000        |
| <b>Totals</b> |             | <b>.200</b> | <b>10</b> | <b>1</b> | <b>2</b> | <b>0</b> | <b>0</b> | <b>0</b> | <b>1</b> | <b>0</b> | <b>0</b> | <b>0</b> | <b>0-0</b> | <b>4</b> | <b>0</b> | <b>0</b> | <b>0</b> | <b>.200</b> | <b>.200</b> |

POSTSEASON PITCHING


| YEAR                     | SERIES | CLUB       | W          | L        | ERA         | G         | GS       | CG       | SHO      | SV       | IP          | H         | R        | ER       | HR       | HB       | BB-I       | SO        | WP       | BK       |
|--------------------------|--------|------------|------------|----------|-------------|-----------|----------|----------|----------|----------|-------------|-----------|----------|----------|----------|----------|------------|-----------|----------|----------|
| 2008                     | ALDS   | TB vs. CWS | 0          | 0        | 0.00        | 3         | 0        | 0        | 0        | 0        | 4.1         | 2         | 0        | 0        | 0        | 0        | 0-0        | 6         | 0        | 0        |
|                          |        | ALCS       | TB vs. BOS | 0        | 1           | 3.38      | 6        | 0        | 0        | 0        | 5.1         | 5         | 2        | 2        | 0        | 1        | 3-1        | 6         | 0        | 0        |
|                          |        | WS         | TB vs. PHI | 0        | 2           | 7.71      | 3        | 0        | 0        | 0        | 2.1         | 2         | 2        | 2        | 0        | 1        | 1-0        | 5         | 1        | 0        |
| 2011                     | ALDS   | TB vs. TEX | 0          | 0        | INF         | 1         | 0        | 0        | 0        | 0        | 0.0         | 1         | 0        | 0        | 0        | 0        | 0-0        | 0         | 0        | 0        |
| <b>DS Totals</b>         |        |            | <b>0</b>   | <b>0</b> | <b>0.00</b> | <b>4</b>  | <b>0</b> | <b>0</b> | <b>0</b> | <b>0</b> | <b>4.1</b>  | <b>3</b>  | <b>0</b> | <b>0</b> | <b>0</b> | <b>0</b> | <b>0-0</b> | <b>6</b>  | <b>0</b> | <b>0</b> |
| <b>LCS Totals</b>        |        |            | <b>0</b>   | <b>1</b> | <b>3.38</b> | <b>6</b>  | <b>0</b> | <b>0</b> | <b>0</b> | <b>0</b> | <b>5.1</b>  | <b>5</b>  | <b>2</b> | <b>2</b> | <b>0</b> | <b>1</b> | <b>3-1</b> | <b>6</b>  | <b>0</b> | <b>0</b> |
| <b>WS Totals</b>         |        |            | <b>0</b>   | <b>2</b> | <b>7.71</b> | <b>3</b>  | <b>0</b> | <b>0</b> | <b>0</b> | <b>0</b> | <b>2.1</b>  | <b>2</b>  | <b>2</b> | <b>2</b> | <b>0</b> | <b>1</b> | <b>1-0</b> | <b>5</b>  | <b>1</b> | <b>0</b> |
| <b>Postseason Totals</b> |        |            | <b>0</b>   | <b>3</b> | <b>3.00</b> | <b>13</b> | <b>0</b> | <b>0</b> | <b>0</b> | <b>0</b> | <b>12.0</b> | <b>10</b> | <b>4</b> | <b>4</b> | <b>0</b> | <b>2</b> | <b>4-1</b> | <b>17</b> | <b>1</b> | <b>0</b> |

CAREER FIELDING

| YEAR          | POSITION | PCT         | G          | PO        | A         | E        | TC        | DP       |
|---------------|----------|-------------|------------|-----------|-----------|----------|-----------|----------|
| 2005          | Pitcher  | 1.000       | 15         | 2         | 8         | 0        | 10        | 0        |
| 2006          | Pitcher  | 1.000       | 8          | 4         | 7         | 0        | 11        | 3        |
| 2007          | Pitcher  | 1.000       | 10         | 7         | 10        | 0        | 17        | 1        |
| 2008          | Pitcher  | .941        | 64         | 7         | 9         | 1        | 17        | 0        |
| 2009          | Pitcher  | 1.000       | 69         | 3         | 8         | 0        | 11        | 0        |
| 2011          | Pitcher  | 1.000       | 46         | 2         | 3         | 0        | 5         | 1        |
| <b>Totals</b> |          | <b>.986</b> | <b>212</b> | <b>25</b> | <b>45</b> | <b>1</b> | <b>71</b> | <b>5</b> |

LEFT-RIGHT BREAKDOWN

|           | 2011 |    |    |    | CAREER |     |     |    |
|-----------|------|----|----|----|--------|-----|-----|----|
|           | AVG  | AB | H  | HR | AVG    | AB  | H   | HR |
| vs. Left  | .222 | 63 | 14 | 1  | .252   | 397 | 100 | 8  |
| vs. Right | .302 | 53 | 16 | 4  | .248   | 940 | 233 | 31 |



OUTFIELDER

# DESMOND JENNINGS 8

Desmond Delane Jennings

|                      |                        |                       |                      |
|----------------------|------------------------|-----------------------|----------------------|
| BATS<br><b>RIGHT</b> | THROWS<br><b>RIGHT</b> | HEIGHT<br><b>6'2"</b> | WEIGHT<br><b>200</b> |
|----------------------|------------------------|-----------------------|----------------------|

MAJOR LEAGUE SERVICE **101 days**OPENING DAY AGE **25**BORN **10/30/86** in **Birmingham, AL**RESIDES **Birmingham, AL**CONTRACT STATUS **Signed through 2012**ACQUIRED **Selected in the 10th round of the 2006 June Draft**SIGNING SCOUT **Rickey Drexler (Rays)**

FOLLOW HIM @d\_jennings8

## X-RAY REPORT

- + Desmond adopted a pit bull puppy named Kane the day before Thanksgiving.
- + He is a huge fan of the 2012 BCS Champions, the University of Alabama Crimson Tide...his cousin, Cincinnati Bengals right offensive tackle Andre Smith, was the sixth overall pick in the 2009 NFL Draft and played for the Crimson Tide...Desmond, who was heavily recruited as a receiver himself, finished second for Alabama's Mr. Football honor in 2004.
- + In his free time plays *NBA 2K12* and *Call of Duty* on Xbox 360...also enjoys bowling.

## 2011 SEASON

- + Emerged as the Rays leadoff hitter and left fielder after being recalled from Triple-A Durham on July 23...appeared in 63 of the Rays final 64 games (61 starts, 53-LF, 7-CF, 1-DH).
- + From the date of his call-up through the end of the season, he led the Rays in runs (44), hits (64), steals (20) and was 2nd in home runs (10)...his 20 steals over that span were surpassed by only two AL players: OAK Coco Crisp (22) and MIN Ben Revere (21)...he was also the only major leaguer to hit 10 home runs and steal 20 bases after July 23...added 2 more home runs in the postseason, both in Game 3 of the ALDS vs. Texas (see "Postseason").
- + Named to the Topps Major League Rookie All-Star Team along with Jeremy Hellickson.
- + Despite not joining the Rays until their 99th game, became the first AL rookie with at least 10 HR and 20 SB in a full season since TB Rocco Baldelli and KC Angel Berroa in 2003...last rookie in either league was PIT Andrew McCutchen in 2009.
- + The Rays were 52-46 (.530) and averaged 4.15 runs per game before his arrival...with him in the lineup they went 38-23 (.623) and averaged 4.76 runs per game.
- + All 61 of his starts were from the leadoff spot...his .356 OBP was considerably higher than Rays leadoff hitters before his arrival (.323).
- + His final .259 batting avg. was the lowest it had been all season...in his first 5 weeks with the Rays he had 15 multi-hit games in his first 34 starts and was batting .354 (46-for-130)...reached base 66 times during that span, tops in the AL...batted .333 (47-for-141) over July and August (37 games) but hit .160 (17-for-106) in September in 26 games.
- + Hit his first career homer on July 28 at OAK off Rich Harden...on Aug 4 vs. TOR hit a game-tying solo home run to lead off the 10th inning off Jon Rauch in a game the Rays came from behind 3 times to win, 7-6 in 12 innings...hit a walk-off homer on Sep 7 vs. TEX off Mark Lowe--his first career walk-off hit--to give the Rays their 1,000th win in franchise history.
- + Five of his 10 home runs came vs. Toronto...went 4-for-5 with 2 HR off Brandon Morrow on Aug 28 at TOR...it was the 7th multi-homer game all-time by a Rays rookie...it was the 5th multi-homer game by a Rays leadoff hitter, and first since Rocco Baldelli on Sep 14, 2006 at NYY.
- + In his season debut (July 23 at KC) went 2-for-3 with a double, triple, 2 walks, 2 runs and a sto-

- len base...reached base 4 times the next day... became the 2nd rookie in club history to reach base 4 times in consecutive games (also Brent Abernathy, Aug 4-5, 2001 at CWS).
- + Stole a career-high and Rays rookie record-tying 3 bases on Aug 20 vs. SEA in an 8-0 win.
  - + Received one third-place vote in the 2011 BBWAA AL Rookie of the Year balloting.
  - + Was named an International League midseason All-Star...IL managers voted him the Most Exciting Player in the league for a second straight season.
  - + In 89 games at Durham (84 at leadoff), hit .275 (93-for-338) with 12 HR, 17 SB and 45 BB... spent most of his time in center field but also appeared in right field and left field...at the time of his recall led the IL with 68 runs scored and had already set a career high with 12 HR.
  - + **POSTSEASON:** Batted leadoff in all 4 of the Rays ALDS games vs. Texas and joined Ben Zobrist as one of two Rays to hit safely in all 4 games.
  - + In the Rays 4-3 loss in Game 3, hit solo homers off Colby Lewis and Mike Adams to become the 7th rookie in major league history to hit 2 HR in a postseason game (see chart) and the first to do it from the leadoff spot...became the 4th Ray to hit multiple HR in a postseason game, following Evan Longoria (ALDS Game 1 on Oct 2, 2008 vs. CWS), B.J. Upton (ALDS Game 4 on Oct 6, 2008 at CWS) and Kelly Shoppach (ALDS Game 1 on Sep 30, 2011 at TEX).
  - + Named an IL postseason All-Star despite opening the season on the DL with a left wrist sprain suffered during big league camp...was activated on April 18.
  - + Was caught stealing just 4 times in 41 attempts for Durham, a 90.2 percent success rate.
  - + Started in left field and hit leadoff for the U.S. Team in the All-Star Futures Game on July 11 at Angel Stadium, his second straight selection to the team...stole a base, after swiping three in the 2009 game at Busch Stadium.
  - + Hit his first professional grand slam on Aug 1 at Pawtucket (Red Sox), helping the Bulls win their 11th straight game.
  - + Was named the Best Defensive Outfielder in the Rays minor league system by club personnel.
  - + Following the season, *Baseball America* rated him the No. 3 prospect in the Rays org. and top position player in the system...also recognized as the organization's Best Strike Zone Discipline, Fastest Baserunner, Best Athlete and Best Defensive Outfielder...in *BA*'s Best Tools survey, IL managers rated him the Best Base Runner, Best Defensive Outfielder and Most Exciting Player in the league.
  - + **POSTSEASON:** Appeared in 2 games in the ALDS vs. TEX, including 1 start...went 0-for-2 in his start in Game 2.
  - + In **2009** was named Rays Minor League Player of the Year and MVP of both Double-A Montgomery and the Southern League, despite spending the final month with Durham...after the season was named the Rays No. 1 prospect and No. 6 prospect in the game by *BA*.
  - + Was the only player in the minor leagues with at least 50 extra-base hits (52) and 50 stolen bases (52)...ranked 11th among all minor leaguers in steals...was successful in 88.1 percent of SB attempts (52 of 59).
  - + Finished 2nd in the SL in batting (.316), 3rd in steals (37, a Biscuits record), 4th in OBP (.395) and 5th in slugging (.486)...at the time of his Aug 1 promotion to Durham led the SL in hits, SB and 3B.
  - + Made history on Sep 3 at Charlotte (White Sox), going 7-for-7 with 6 singles and a double in a 9-inning game...became the first IL player in 10 years to collect 7 hits...on June 4, 1999, Michael Coleman of the Pawtucket Red Sox had 7 hits, including a cycle and 3 HR in a 25-2 win over Norfolk...set a Bulls Triple-A record for hits in a game of any length, breaking Fernando Perez's 6-for-7 effort in a 13-inning game in 2008.

## 2-HR GAMES BY ROOKIES, POSTSEASON HISTORY

|               |                  |                                  |
|---------------|------------------|----------------------------------|
| NY Yankees    | Charlie Keller   | WS (G3) on Oct 7, 1939 at CIN    |
| NY Yankees    | Tony Kubek       | WS (G3) on Oct 5, 1957 at MIL    |
| STL Cardinals | Willie McGee     | WS (G3) on Oct 15, 1982 at MIL   |
| ATL Braves    | Chipper Jones    | NLDS (G1) on Oct 3, 1995 at COL  |
| ATL Braves    | Andruw Jones     | WS (G1) on Oct 20, 1996 at NYY   |
| TB Rays       | Evan Longoria    | ALDS (G1) on Oct 2, 2008 vs. CWS |
| TB Rays       | Desmond Jennings | ALDS (G3) on Oct 3, 2011 vs. TEX |

## CAREER HIGHLIGHTS

- + Saw his first action in the majors with a Sep 1, **2010** recall and appeared in 17 games down the stretch, including 5 starts (2-RF, 2-LF, 1-CF).
- + His first major league hit came on Sep 11 at TOR, a pinch-hit double off Rommie Lewis...the next day against the Jays he went 2-for-4 (his first multi-hit game) and stole his first base.
- + Played in 109 games for Triple-A Durham and batted .278 (111-for-399)...at the time of his recall, led the International League with 37 SB and ranked 3rd with 82 runs scored...finished the year 2nd in the IL in steals.

- + After the season, was graded by *BA* as the SL's No. 3 prospect, Best Base Runner, Fastest Base Runner, Best Defensive Outfielder and Most Exciting Player...*BA* ranked him the Best Hitter for Average, Best Strike-Zone Discipline, Best Athlete and Best Defensive Outfielder in the Rays system.
- + Played in the SL All-Star Game and was named a SL postseason All-Star...was named a Double-A All-Star and Southern League Player of the Year by Topps.
- + Remained with Durham through their postseason run as they won the Governor's Cup and the Triple-A championship game.
- + Was sidelined the first two months of **2008** with a back injury, and lasted only 24 games with Class-A Vero Beach before his left shoulder required season-ending surgery...despite this, *BA* named him the Best Athlete and the No. 5 prospect in the Rays org. ...returned to action with Peoria of the Arizona Fall League, playing in 12 games as a member of their taxi squad.
- + Had a breakout season in **2007** in his full season debut as the center fielder for Class-A Columbus...was named Catfish Player of the Year and a South Atlantic League midseason and postseason All-Star.
- + Led all Rays minor leaguers with 45 SB (4th in the Sally League, 13th overall in the minors)...hit .315 (4th in org., 6th in SAL)...his .401 OBP ranked 5th in the SAL.
- + Was named the Best Athlete in the Rays system after the season by *Baseball America*, which also named him to the Minor League All-Star Team (Second Team), Low Class-A All-Star Team and tabbed him as the No. 1 prospect in the SAL.
- + Made his pro debut in **2006** with Rookie-level Princeton, and led the Appalachian League with 32 SB (3rd in Rays org.) and 48 runs.
- + Was named by *BA* as the No. 7 prospect in the Appy League, the third-best athlete from the 2006 June Draft, and the third-best late-round pick in the draft.

## PERSONAL & MISC.

- + Was a three-sport star (baseball, football, basketball) at Pinson Valley High School in Birmingham.
- + Was drafted by the Cleveland Indians in the 18th round of the 2005 June Draft, but did not sign...instead enrolled at Itawamba (Miss.) Community College, where he studied criminal justice and sport management...was a freshman standout both in baseball and football...was a junior college All-American receiver...led the nation with 54 receptions in 8 games while tallying 848 yards and 6 touchdowns...hit .378 with 29 steals on the diamond.

## CAREER HIGHS

|                               |                            |
|-------------------------------|----------------------------|
| <b>HITS</b>                   | <b>WALKS</b>               |
| 4, 8/28/11 at TOR             | 2, 3x-last 9/26/11 vs. NYY |
| <b>HITTING STRIKEAK</b>       | <b>STRIKEOUTS</b>          |
| 7G, 2x-last 8/23/11 – 8/29/11 | 3, 4x-last 9/25/11 vs. TOR |
| <b>RBI</b>                    | <b>STOLEN BASES</b>        |
| 4, 7/28/11 at OAK             | 3, 8/20/11 vs. SEA         |
| <b>RUNS</b>                   |                            |
| 3, 2x-last 9/22/11 at NYY     |                            |

## HOME RUN HIGHLIGHTS

|                                       |
|---------------------------------------|
| <b>MULTI-HR GAMES (1)</b>             |
| 2–8/28/11 at TOR                      |
| <b>LEADOFF (1)</b>                    |
| 8/28/11 at TOR (Brandon Morrow)       |
| <b>WALK-OFF (1)</b>                   |
| 9/7/11 vs. TEX (10th inn., Mark Lowe) |

## CAREER BATTING

| YEAR | CLUB                       | AVG         | G          | AB          | R          | H          | 2B         | 3B        | HR        | RBI        | SH        | SF        | BB        | BB-I         | SO         | SB         | CS        | GDP       | SLG         | OBP         | E         |
|------|----------------------------|-------------|------------|-------------|------------|------------|------------|-----------|-----------|------------|-----------|-----------|-----------|--------------|------------|------------|-----------|-----------|-------------|-------------|-----------|
| 2006 | Princeton                  | .277        | 56         | 213         | 48         | 59         | 10         | 1         | 4         | 20         | 4         | 1         | 6         | 22-0         | 39         | 32         | 5         | 3         | .390        | .360        | 2         |
| 2007 | Columbus                   | .315        | 99         | 387         | 75         | 122        | 21         | 5         | 9         | 37         | 2         | 2         | 12        | 45-1         | 53         | 45         | 15        | 1         | .465        | .401        | 2         |
| 2008 | Vero Beach                 | .259        | 24         | 85          | 17         | 22         | 5          | 1         | 2         | 6          | 2         | 1         | 0         | 14-0         | 16         | 5          | 2         | 0         | .412        | .360        | 1         |
| 2009 | Durham                     | .325        | 32         | 114         | 23         | 37         | 6          | 2         | 3         | 17         | 1         | 2         | 1         | 19-0         | 15         | 15         | 2         | 3         | .491        | .419        | 2         |
|      | Montgomery                 | .316        | 100        | 383         | 69         | 121        | 25         | 8         | 8         | 45         | 0         | 4         | 5         | 48-2         | 52         | 37         | 5         | 4         | .486        | .395        | 1         |
| 2010 | Durham                     | .278        | 109        | 399         | 82         | 111        | 25         | 6         | 3         | 36         | 5         | 1         | 6         | 47-1         | 67         | 37         | 4         | 8         | .393        | .362        | 3         |
|      | <b>Tampa Bay</b>           | <b>.190</b> | <b>17</b>  | <b>21</b>   | <b>5</b>   | <b>4</b>   | <b>1</b>   | <b>1</b>  | <b>0</b>  | <b>2</b>   | <b>0</b>  | <b>0</b>  | <b>1</b>  | <b>2-0</b>   | <b>4</b>   | <b>2</b>   | <b>2</b>  | <b>0</b>  | <b>.333</b> | <b>.292</b> | <b>0</b>  |
| 2011 | Durham                     | .275        | 89         | 338         | 68         | 93         | 19         | 3         | 12        | 39         | 4         | 1         | 9         | 45-3         | 78         | 17         | 1         | 4         | .456        | .374        | 0         |
|      | <b>Tampa Bay</b>           | <b>.259</b> | <b>63</b>  | <b>247</b>  | <b>44</b>  | <b>64</b>  | <b>9</b>   | <b>4</b>  | <b>10</b> | <b>25</b>  | <b>3</b>  | <b>0</b>  | <b>6</b>  | <b>31-1</b>  | <b>59</b>  | <b>20</b>  | <b>6</b>  | <b>1</b>  | <b>.449</b> | <b>.356</b> | <b>1</b>  |
|      | <b>Minor League Totals</b> | <b>.294</b> | <b>509</b> | <b>1919</b> | <b>382</b> | <b>565</b> | <b>111</b> | <b>26</b> | <b>41</b> | <b>200</b> | <b>18</b> | <b>12</b> | <b>39</b> | <b>240-7</b> | <b>320</b> | <b>188</b> | <b>34</b> | <b>23</b> | <b>.443</b> | <b>.382</b> | <b>11</b> |
|      | <b>Major League Totals</b> | <b>.254</b> | <b>80</b>  | <b>268</b>  | <b>49</b>  | <b>68</b>  | <b>10</b>  | <b>5</b>  | <b>10</b> | <b>27</b>  | <b>3</b>  | <b>0</b>  | <b>7</b>  | <b>33-1</b>  | <b>63</b>  | <b>22</b>  | <b>8</b>  | <b>1</b>  | <b>.440</b> | <b>.351</b> | <b>1</b>  |

1: Selected by the Tampa Bay Rays in the 10th round of the 2006 June Draft...signed by Rickey Drexler.

## POSTSEASON BATTING

| YEAR             | SERIES | CLUB       | AVG         | G        | AB        | R        | H        | 2B       | 3B       | HR       | RBI      | SH       | SF       | HB       | BB-I       | SO       | SB       | CS       | GDP      | SLG         | OBP         | E        |
|------------------|--------|------------|-------------|----------|-----------|----------|----------|----------|----------|----------|----------|----------|----------|----------|------------|----------|----------|----------|----------|-------------|-------------|----------|
| 2010             | ALDS   | TB vs. TEX | .000        | 2        | 2         | 1        | 0        | 0        | 0        | 0        | 0        | 0        | 0        | 0        | 0-0        | 1        | 0        | 0        | 0        | .000        | .000        | 0        |
| 2011             | ALDS   | TB vs. TEX | .333        | 4        | 15        | 3        | 5        | 1        | 0        | 2        | 2        | 0        | 0        | 0        | 3-0        | 1        | 0        | 0        | 0        | .800        | .444        | 0        |
| <b>DS Totals</b> |        |            | <b>.294</b> | <b>6</b> | <b>17</b> | <b>4</b> | <b>5</b> | <b>1</b> | <b>0</b> | <b>2</b> | <b>2</b> | <b>0</b> | <b>0</b> | <b>0</b> | <b>3-0</b> | <b>2</b> | <b>0</b> | <b>0</b> | <b>0</b> | <b>.706</b> | <b>.400</b> | <b>0</b> |

## CAREER FIELDING

| YEAR          | POSITION              | PCT          | G         | PO         | A        | E        | TC         | DP       |
|---------------|-----------------------|--------------|-----------|------------|----------|----------|------------|----------|
| 2010          | Right Fielder         | 1.000        | 5         | 3          | 0        | 0        | 3          | 0        |
|               | Center Fielder        | 1.000        | 4         | 10         | 0        | 0        | 10         | 0        |
|               | Left Fielder          | 1.000        | 2         | 5          | 0        | 0        | 5          | 0        |
| 2011          | Left Fielder          | .990         | 53        | 100        | 3        | 1        | 104        | 0        |
|               | Center Fielder        | 1.000        | 8         | 18         | 0        | 0        | 18         | 0        |
|               | Right Fielder         | -            | 1         | 0          | 0        | 0        | 0          | 0        |
| <b>Totals</b> | <b>Left Fielder</b>   | <b>.991</b>  | <b>55</b> | <b>105</b> | <b>3</b> | <b>1</b> | <b>109</b> | <b>0</b> |
|               | <b>Center Fielder</b> | <b>1.000</b> | <b>12</b> | <b>28</b>  | <b>0</b> | <b>0</b> | <b>28</b>  | <b>0</b> |
|               | <b>Right Fielder</b>  | <b>1.000</b> | <b>6</b>  | <b>3</b>   | <b>0</b> | <b>0</b> | <b>3</b>   | <b>0</b> |

## LEFT-RIGHT BREAKDOWN

|           | 2011 |     |    |    |     | CAREER |     |    |    |     |
|-----------|------|-----|----|----|-----|--------|-----|----|----|-----|
|           | AVG  | AB  | H  | HR | RBI | AVG    | AB  | H  | HR | RBI |
| vs. Left  | .256 | 78  | 20 | 2  | 5   | .258   | 89  | 23 | 2  | 6   |
| vs. Right | .260 | 169 | 44 | 8  | 20  | .251   | 179 | 45 | 8  | 21  |



DID YOU KNOW?

## HOMEGROWN RAYS

There have been 55 “homegrown Rays” who were drafted by the Rays or signed their first professional contract with the club, and worked their way through the minor league system to make their major league debut with Tampa Bay. The Rays last 165 games have been started by pitchers who were Rays draft picks. The homegrown Rays:

|                         |                       |                      |
|-------------------------|-----------------------|----------------------|
| RHP Brandon Backe       | RHP Jason Hammel      | OF Fernando Perez    |
| OF Rocco Baldelli       | RHP Travis Harper     | RHP Travis Phelps    |
| RHP Dewon Brazelton     | RHP Jeremy Hellickson | LHP David Price      |
| INF Jace Brewer         | C Paul Hoover         | C Shawn Riggans      |
| INF Reid Brignac        | INF Aubrey Huff       | RHP Ryan Rupe        |
| RHP Mickey Callaway     | RHP Delvin James      | RHP Juan Salas       |
| INF Jorge Cantu         | C John Jaso           | 3B Jared Sandberg    |
| RHP Alex Cobb           | OF Desmond Jennings   | LHP Bobby Seay       |
| INF Fernando Cortez     | LHP Jason Jimenez     | RHP James Shields    |
| OF Carl Crawford        | UTL Elliot Johnson    | RHP Andy Sonnanstine |
| OF Matt Diaz            | OF Kenny Kelly        | RHP Jason Standridge |
| RHP Wade Davis          | LHP Joe Kennedy       | RHP Brian Stokes     |
| LHP Trevor Enders       | 3B Evan Longoria      | LHP Jon Switzer      |
| RHP Bartolome Fortunato | LHP Mark Malaska      | OF B.J. Upton        |
| RHP Lee Gardner         | RHP Seth McClung      | RHP Doug Waechter    |
| OF Joey Gathright       | LHP Jake McGee        | RHP Dan Wheeler      |
| RHP Chad Gaudin         | LHP Matt Moore        | OF Delmon Young      |
| OF Jonny Gomes          | RHP Jeff Niemann      |                      |
| C Toby Hall             | RHP Chad Orvella      |                      |



INFIELDER

# ELLIOT JOHNSON 9

Elliot Tyler Johnson

| BATS          | THROWS       | HEIGHT      | WEIGHT     |
|---------------|--------------|-------------|------------|
| <b>SWITCH</b> | <b>RIGHT</b> | <b>6'1"</b> | <b>190</b> |

MAJOR LEAGUE SERVICE **1 year, 28 days**OPENING DAY AGE **28**BORN **3/9/84** in **Safford, AZ**RESIDES **Durham, NC**CONTRACT STATUS **Signed through 2012**ACQUIRED **Signed as a non-drafted free agent, 6/9/02**SIGNING SCOUT **Craig Weissman (Rays)**

FOLLOW HIM @elliottjohnson9

## X-RAY REPORT

- + Over the winter he was inducted to the inaugural Athletic Hall of Fame class at his alma mater, Thatcher (Ariz.) High School.
- + This past offseason he gave one-on-one hitting lessons and provided occasional fielding instruction to players ages 8 through college at Durham Bulls Athletic Park...spent much of his free time fishing with his son, Blake, and dog, Baxter.
- + After the Rays were eliminated from the post-season last year, Elliot played a month in the Dominican Republic for Gigantes del Cibao, in Joel Peralta's hometown, and brushed up on his Spanish in the process.
- + Although three of his four brothers were drafted, Elliot, who was undrafted, is the only one to reach the majors...his youngest brother, Cedric, is a center fielder for Dixie State College in Utah.
- + Has a 42-inch vertical jump.

## 2011 SEASON

- + Spent his first full season in the majors...appeared in 70 games, making 41 starts (37-SS, 4-2B), 26 against left-handed pitchers...also appeared at first base (2 games), left field (1) and center field (1).
- + His best month was May, when he hit .286 (10-for-35) with 2 HR, 7 RBI and 4 SB in 14 games...hit his first 2 career homers in consecutive games, May 15 vs. BAL off Jake Arrieta and May 17 vs. NYY off Ivan Nova...went 2-for-3 with

his first career triple and a career-high 3 RBI (later tied) on May 18 at TOR.

- + Spent 16 games on the disabled list with a left knee sprain...was placed on the 15-day DL on May 25, retroactive to May 24...at the time of his injury, was hitting .306 (11-for-36) over his last 15 games played (9 starts), dating back to April 30...was reinstated on June 18 after a 2-game rehab assignment with Triple-A Durham.
- + After his return from the DL, went 0-for-25 until hitting a 3-run homer on June 22 at MIL...batted .149 (14-for-49) in 44 games from his return through season's end.
- + Collected his first career major league RBI with a bunt single on April 3 vs. BAL...recorded his first career stolen base on May 3 vs. TOR, after stealing 196 bases in the minors.
- + Ejected for the first time of his career on July 1 vs. STL by 1B umpire Doug Eddings in the 8th inning while on the bench.
- + Collected his first career walk-off RBI on Aug 24 vs. DET on a bases-loaded fielder's choice in the 10th inning, scoring Ben Zobrist.
- + Made his second Opening Day roster (also 2008) after earning the Al Lopez Award as the top Rays rookie in spring training, the first ever to win the award twice (also 2008)...led the majors with 12 SB (in 12 attempts) during spring training, which broke Carl Crawford's club record of 9 SB (2003).



## CAREER HIGHLIGHTS

- + In **2010** was named Durham's Most Valuable Player by the Rays Baseball Operations department, in his fourth consecutive season with the Bulls...played four different positions but saw the most time at SS (64 games)...also played LF (21), 2B (16) and RF (14).
- + Hit a career-high .319 (136-for-427), which ranked 3rd in the Rays system and 4th in the IL...also established career highs with 56 RBI, .375 OBP and .475 SLG...was successful in 30 of 36 SB attempts (83.3 percent)...finished tied for 5th in the International League in SB.
- + Switch-hitter compiled a .347 (35-for-101) avg. vs. lefthanders, but 10 of his 11 HR came vs. RHP.
- + Named to the Triple-A All-Star Game, held in Allentown, Pa., and delivered a game-winning single in the 2-1 victory for the IL...was also named to the IL postseason All-Star Team as a utility player.
- + Was removed from the 40-man roster near the end of spring training and outrighted to Durham...following the season was selected to the 40-man roster and played for Mazatlan of the Mexican Winter League.
- + Spent the **2009** season with Durham and saw action at five different positions: 2B, 3B, SS, LF and RF...missed two months with a fractured right thumb he suffered on April 30...returned to the Bulls lineup July 5.
- + Homered from each side of the plate July 28 at Scranton Wilkes-Barre (Yankees).
- + Won a spot on the **2008** Opening Day roster after one of the best springs in club history and with Ben Zobrist nursing a broken thumb... appeared in 7 games before the Rays optioned him to Durham April 27, calling up Andy Cannizaro...spent rest of the year with Durham.
- + Hit .158 (3-for-19) in the majors...started 4 games (2-SS, 1-2B, 1-RF).
- + Made his major league debut April 5 at NYY, the Rays fourth game of the season, as the DH...lined a single to LF in his second at-bat off Andy Pettitte for his first big league hit...was then picked off...started in RF on April 8 vs. SEA for his first career start in the field, going 0-for-3 off Erik Bedard.
- + Received the 2008 Al Lopez Award for the top Rays rookie in spring training...set a Rays spring record with 17 runs scored and led the team with a .418 avg., 23 hits and 117 innings played...saw action at 2B, 3B, SS and CF.
- + Bowled over NYY Francisco Cervelli on March 8 at Steinbrenner Field in the 9th inning of a spring contest...was called out at the plate and Cervelli's right wrist was fractured.
- + In Durham played primarily 2B and also spent significant time at SS, RF and LF...went 5-for-5 on July 23 at Lehigh Valley (Phillies).
- + In **2007**, started at second base for Durham and played a career-high 129 games.
- + Earned **2006** Player of the Year honors for Double-A Montgomery, the Southern League champions...set career highs with 15 HR, 10 triples and 139 hits...was one of six minor leaguers to reach double digits in doubles (21), triples and homers...Jed the org. in triples.
- + Was the SL's starting second baseman and leadoff hitter at the All-Star Game...named to *Baseball America's* Double-A All-Star squad after the season.
- + Was 3-for-5 with 2 doubles, a game-winning grand slam and a career-high 6 RBI on April 26 vs. Birmingham (White Sox)...was the first grand slam of his career.
- + Capped off his season hitting for the cycle in the deciding game of the SL championship series, becoming the first player in Biscuits history to hit for the cycle and the sixth Rays minor leaguer ever to accomplish the feat.
- + Split the **2005** season between Class-A Visalia and Montgomery...totaled 43 SB between the two stops, 3rd in the Rays system...was one of eight minor leaguers with 10-plus homers and 40-plus steals that season...named the Fastest Base Runner in the California League by *BA's* Best Tools survey.
- + Returned to Class-A Charleston in **2004** and started at second base in the South Atlantic League All-Star Game...tabbed by *BA* as having the Best Strike-Zone Discipline in the Rays system...led the org. with 43 SB...scored 92 runs.
- + On May 28 at host Greensboro (Marlins) homered in his first 3 AB (1st, 2nd and 3rd innings)... though it is unknown if any other minor leaguer has accomplished this, only one major leaguer (CWS Carl Reynolds in 1930) has homered in the first 3 innings of a game...Johnson had just 3 career HR entering the game...in addition, he homered in the last at-bat the previous night, giving him 4 HR in 4 AB.
- + Limited to 54 games with Charleston in **2003**... missed over two months with a strained left hamstring...began his career in **2002** with Rookie-level Princeton.

## PERSONAL &amp; MISC.

- + Resides in Durham with his wife, Nicole, and their son, Blake (2).

- + Proposed to his wife on April 27, 2006 while standing between the mound and home plate at Riverwalk Stadium in Montgomery.
- + Was offered a basketball scholarship to Mesa Community College in Arizona, and was offered a football scholarship to Eastern Arizona College.

**CAREER HIGHS**

|                              |                            |
|------------------------------|----------------------------|
| <b>HITS</b>                  | <b>HR</b>                  |
| 3, 8/27/11 at TOR            | 1, 4x-last 8/12/11 at NYY  |
| <b>HITTING STREAK</b>        | <b>WALKS</b>               |
| 3G, 3x-last 7/6/11 – 7/15/11 | 1, 14x-last 9/22/11 at NYY |
| <b>RBI</b>                   | <b>STRIKEOUTS</b>          |
| 3, 2x-last 6/22/11 at MIL    | 3, 3x-last 7/23/11 at KC   |
| <b>RUNS</b>                  | <b>STOLEN BASES</b>        |
| 2, 7/3/11 vs. STL            | 1, 6x-last 9/28/11 vs. NYY |

**CAREER BATTING**

| YEAR | CLUB                       | AVG  | G   | AB   | R   | H   | 2B  | 3B | HR | RBI | SH | SF | HB | BB-I  | SO  | SB  | CS | GDP | SLG  | OBP  | E   |
|------|----------------------------|------|-----|------|-----|-----|-----|----|----|-----|----|----|----|-------|-----|-----|----|-----|------|------|-----|
| 2002 | Princeton                  | .263 | 42  | 152  | 21  | 40  | 10  | 1  | 1  | 13  | 1  | 0  | 1  | 18-0  | 48  | 14  | 2  | 2   | .362 | .345 | 7   |
| 2003 | Charleston                 | .212 | 54  | 151  | 22  | 32  | 4   | 0  | 0  | 15  | 0  | 0  | 0  | 38-0  | 32  | 8   | 5  | 2   | .238 | .370 | 7   |
| 2004 | Charleston                 | .262 | 126 | 503  | 92  | 132 | 22  | 7  | 6  | 41  | 10 | 2  | 5  | 54-1  | 91  | 43  | 15 | 2   | .370 | .339 | 17  |
| 2005 | Visalia                    | .273 | 56  | 227  | 42  | 62  | 10  | 3  | 8  | 33  | 2  | 0  | 3  | 24-1  | 49  | 28  | 5  | 2   | .449 | .350 | 17  |
|      | Montgomery                 | .261 | 63  | 264  | 31  | 69  | 9   | 6  | 3  | 21  | 1  | 1  | 4  | 13-0  | 68  | 15  | 5  | 3   | .375 | .305 | 15  |
| 2006 | Montgomery                 | .281 | 122 | 494  | 69  | 139 | 21  | 10 | 15 | 50  | 4  | 3  | 2  | 39-1  | 122 | 20  | 18 | 6   | .455 | .335 | 13  |
| 2007 | Durham                     | .207 | 129 | 463  | 56  | 96  | 17  | 6  | 11 | 45  | 9  | 1  | 8  | 43-2  | 139 | 16  | 6  | 1   | .341 | .285 | 22  |
| 2008 | Tampa Bay                  | .158 | 7   | 19   | 0   | 3   | 0   | 0  | 0  | 0   | 0  | 0  | 0  | 0-0   | 7   | 0   | 1  | 0   | .158 | .158 | 1   |
|      | Durham                     | .261 | 107 | 387  | 49  | 101 | 26  | 5  | 9  | 50  | 5  | 0  | 2  | 33-1  | 104 | 15  | 3  | 6   | .424 | .322 | 15  |
| 2009 | Durham                     | .262 | 63  | 233  | 31  | 61  | 9   | 1  | 11 | 35  | 6  | 1  | 3  | 17-0  | 56  | 7   | 2  | 1   | .451 | .319 | 11  |
|      | GCL Rays                   | .313 | 5   | 16   | 2   | 5   | 2   | 0  | 0  | 2   | 0  | 0  | 0  | 2-0   | 1   | 0   | 0  | 0   | .438 | .389 | 0   |
| 2010 | Durham                     | .319 | 109 | 427  | 72  | 136 | 24  | 5  | 11 | 56  | 12 | 2  | 3  | 37-2  | 92  | 30  | 6  | 7   | .475 | .375 | 13  |
| 2011 | Tampa Bay                  | .194 | 70  | 160  | 20  | 31  | 7   | 2  | 4  | 17  | 6  | 1  | 0  | 14-0  | 53  | 6   | 7  | 3   | .338 | .257 | 2   |
|      | Durham                     | .222 | 2   | 9    | 1   | 2   | 0   | 0  | 0  | 0   | 0  | 0  | 0  | 0-0   | 3   | 0   | 0  | 0   | .222 | .222 | 0   |
|      | <b>Minor League Totals</b> | .263 | 878 | 3326 | 488 | 875 | 154 | 44 | 75 | 361 | 50 | 10 | 31 | 318-8 | 805 | 196 | 67 | 32  | .402 | .332 | 137 |
|      | <b>Major League Totals</b> | .190 | 77  | 179  | 20  | 34  | 7   | 2  | 4  | 17  | 6  | 1  | 0  | 14-0  | 60  | 6   | 8  | 3   | .318 | .247 | 3   |


1: Signed by the Tampa Bay Rays as a non-drafted free agent, June 29, 2002...signed by Craig Weissman.

**CAREER FIELDING**

| YEAR          | POSITION            | PCT   | G  | PO | A   | E | TC  | DP |
|---------------|---------------------|-------|----|----|-----|---|-----|----|
| 2008          | Shortstop           | .909  | 2  | 4  | 6   | 1 | 11  | 3  |
|               | Second Base         | 1.000 | 1  | 3  | 5   | 0 | 8   | 1  |
|               | Right Field         | 1.000 | 1  | 3  | 0   | 0 | 3   | 0  |
|               | Center Field        | 1.000 | 1  | 1  | 0   | 0 | 1   | 0  |
| 2011          | Shortstop           | .993  | 52 | 48 | 100 | 1 | 149 | 15 |
|               | Second Base         | .944  | 9  | 6  | 11  | 1 | 18  | 0  |
|               | First Base          | 1.000 | 2  | 1  | 0   | 0 | 1   | 1  |
|               | Center Field        | -     | 1  | 0  | 0   | 0 | 0   | 0  |
|               | Left Field          | -     | 1  | 0  | 0   | 0 | 0   | 0  |
| <b>Totals</b> | <b>Shortstop</b>    | .988  | 54 | 52 | 106 | 2 | 160 | 18 |
|               | <b>Second Base</b>  | .962  | 10 | 9  | 16  | 1 | 26  | 1  |
|               | <b>Center Field</b> | 1.000 | 2  | 1  | 0   | 0 | 1   | 0  |
|               | <b>First Base</b>   | 1.000 | 2  | 1  | 0   | 0 | 1   | 1  |
|               | <b>Right Field</b>  | 1.000 | 1  | 3  | 0   | 0 | 3   | 0  |
|               | <b>Left Field</b>   | -     | 1  | 0  | 0   | 0 | 0   | 0  |

**LEFT-RIGHT BREAKDOWN**

|           | 2011 |    |    |    |     | CAREER |    |    |    |     |
|-----------|------|----|----|----|-----|--------|----|----|----|-----|
|           | AVG  | AB | H  | HR | RBI | AVG    | AB | H  | HR | RBI |
| vs. Left  | .213 | 75 | 16 | 1  | 4   | .207   | 87 | 18 | 1  | 4   |
| vs. Right | .176 | 85 | 15 | 3  | 13  | .174   | 92 | 16 | 3  | 13  |



OUTFIELDER  
**MATT JOYCE 20**

Matthew Ryan Joyce

| BATS | THROWS | HEIGHT | WEIGHT |
|------|--------|--------|--------|
| LEFT | RIGHT  | 6'2"   | 205    |

MAJOR LEAGUE SERVICE **2 years, 123 days**  
 OPENING DAY AGE **27**  
 BORN **8/3/84** in **Tampa, FL**  
 RESIDES **Tampa, FL**  
 CONTRACT STATUS **Signed through 2012**  
 ACQUIRED **From the Detroit Tigers in exchange for RHP Edwin Jackson, 12/10/08**  
 SIGNING SCOUT **Steve Nichols (Tigers)**

FOLLOW HIM @sweetswingin20

**X-RAY REPORT**

- + Matt grew up in the Brandon area and is active in the Tampa Bay community year-round... in January he hosted the Second Annual Sweet Swingin' Baseball Camp at North Brandon Little League, giving tips to 100 kids ages 7 to 14... the camp raised \$10,000 to renovate North Brandon Little League fields—the single largest donation in the league's history—and the league named the diamond Matt Joyce Field.
- + Matt began taking guitar and piano lessons during the offseason...he has learned Beethoven's "Für Elise" on the piano and "Wonderwall" by Oasis on his Yamaha acoustic guitar.
- + He is a natural righthander and does everything that way—eat, write, throw, play golf—except hit.
- + Graduated from Armwood High School in Seffner, Fla., located just east of downtown Tampa...attended many Rays games as a kid, and his favorite player was Fred McGriff...he is one of 10 Tampa Bay-area natives to play for the Rays.

**2011 SEASON**

- + The Rays Opening Day right fielder was named an American League All-Star in his first full season in the majors...led the majors in hitting as late as June 2, with a highwater mark of .377 on May 27, and finished the season with a .277 (128-for-462) avg. ...appeared in 141 games (121 starts, 111-RF, 8-LF, 1-DH).
- + Hit .290 (108-for-370) against right-handed pitching with 16 HR, 60 RBI, 27 2B, .361 OBP

and .505 SLG...batted .217 (20-for-92) vs. LHP with 3 HR, 15 RBI, .287 OBP and .370 SLG... his 3 HR off lefties came in a span of 13 AB in May and June and remain the only homers he has hit off lefties in his career in the regular season.

- + Batted .310 (72-for-232) in 71 games at Tropicana Field, 2nd best on the club behind Casey Kotchman's .315 mark.
- + Led the AL in hitting for 19 days and led the majors for 13 days, including 12 straight (May 22-June 2)...his lead (AL or major league) was the latest into a season in Rays history.
- + In April-May batted .370/.430/.636 with 9 HR, 30 RBI and 13 doubles...in June-July hit .179/.234/.358 with 6 HR, 19 RBI...in Aug-Sep hit .274/.367/.425 with 4 HR and 26 RBI.
- + Finished May with a .414 (36-for-87) avg. and .759 SLG, both setting club records for the month of May, ahead of Jason Bartlett (.388 avg. in 2009) and Fred McGriff (.727 SLG in 1999)...his .414 avg. was the 2nd highest of any month in club history, behind McGriff's .422 in July 1999.
- + Belted a career-high 19 HR, but had only 2 HR in his final 31 games beginning Aug 23...on Sep 27 vs. NYY, the penultimate game of the season, hit a 3-run homer in the 7th inning off Rafael Soriano to turn a 3-2 deficit into a 5-3 victory.
- + Went 13-for-14 (92.9 percent) in SB attempts, 2nd-best percentage in the AL (min. 10 attempts).

Matt hosted the second annual Sweet Swingin' Matt Joyce Baseball Camp on January 29 in Seffner. He used the proceeds to renovate the fields at North Brandon Little League, where he played as a youngster.

PHOTO BY  
SKIP MILOS



- + Led the team with 7 sacrifice flies and 9 intentional walks...entered the season with only 2 IBB in his career...had 2 sac flies in a 7-4 win on June 18 vs. FLA, tying the club record.
- + Hit .306/.374/.535 with 7 HR and 30 RBI in the 7th through 9th innings.
- + His 2 triples came in the same game, May 20 at FLA...became the fifth player in Rays history to record 2 triples in one game...hit 2 doubles during the team's 6-run 9th inning in a 12-0 win on Aug 28 at TOR, the first Ray to record 2 extra-base hits in an inning since Ty Wigginton on Sep 27, 2006 at BOS (2 doubles in the 7th).
- + Batted leadoff twice (Aug 10 vs. KC, Aug 22 vs. DET), his only career apps at leadoff, and went a combined 5-for-8 with 2 HR including a lead-off home run off Justin Verlander.
- + Owns a career .356 (16-for-45) avg. against his former team, Detroit, his highest avg. against any opponent...has 4 HR, 12 RBI, 423 OBP and .667 SLG in 14 career games vs. Detroit
- + Made his second career Opening Day roster, starting in right field...started in center field in 2009 with B.J. Upton on the DL.
- + **ALL-STAR GAME:** Elected by the players to his first All-Star Team, placing fourth among AL outfielders behind only TOR Jose Bautista, NYY Curtis Granderson and BOS Jacoby Ellsbury...went 1-for-2 with a single in the 9th inning off PIT Joel Hanrahan.
- + **POSTSEASON:** Started in right field for all 4 games of the ALDS vs. Texas...in Game 2 in

Arlington slugged a 2-run homer off lefty Derek Holland in the 4th inning to give the Rays a 3-0 lead...his 4 RBI in the postseason ranked 2nd on the club after Kelly Shoppach (6).

## CAREER HIGHLIGHTS

- + In 2010 joined the Rays from Triple-A Durham on June 25 and was 3rd on the team in RBI over the last three months of the season with 40, including 12 game-tying or go-ahead...made 63 starts (46-RF, 10-DH, 7-LF).
- + Had 5 two-out, game-winning RBI...only six players in the AL had more...28 of his 40 RBI came with two outs...his .644 SLG with two outs led the AL (min. 50 AB) and was 2nd in the majors behind NL MVP Joey Votto (.655).
- + In his first full month, July, he hit 2 grand slams and a 3-run homer, all two-out, game-winning blasts...became the second Ray to hit 2 grand slams in the same month, joining Aubrey Huff in July 2005...belted a game-winning two-out, pinch-hit grand slam July 3 at MIN (Matt Guerrier) that capped a 7-run 8th in the Rays 8-6 win...was the first slam of his career, the fifth pinch-hit slam in club history and the first grand slam in Target Field history.
- + On July 26 vs. DET--his first time facing his former team--ended Max Scherzer's bid for a no-hitter with a two-out grand slam in the 6th inning...snapped a scoreless tie for Matt Garza, who completed his own no-hitter that same night...it was the first time a potential no-hitter was broken up by a grand slam in the 6th

- inning or later since July 23, 1990 when PHI Dickie Thon did it against NYM Frank Viola in the 6th inning.
- + Hit .262 (50-for-191) with 37 RBI vs. righties but only .080 (2-for-25) with 3 RBI against southpaws.
- + His 7 pinch-hit RBI were tied for 2nd in the AL behind teammate Willy Aybar (10).
- + Placed on the 15-day DL near the end of spring training (April 1) with a right elbow strain... on April 8 was sent on a rehab assignment to Triple-A Durham, but was shut down on April 13 after 5 games due to lingering soreness in his right elbow...on May 18 was sent on another rehab assignment to Class-A Charlotte... May 31 he was reinstated from the DL and optioned to Durham...played in 20 more games for the Bulls before his June 25 recall...went 5-for-5 with 3 doubles June 13 vs. Gwinnett (Braves), and reached base in 10 straight plate apps, June 13-14.
- + **POSTSEASON:** Appeared in 4 games in the ALDS vs. TEX...made 2 starts in Games 3 and 4 and went a combined 2-for-7...went 0-for-2 in 2 pinch-hit apps over Games 1 and 2.
- + Appeared in 11 games over two stints with the Rays in **2009**...started 9 games (4-CF, 4-RF, 1-DH)...made his first Opening Day roster and was the starting center fielder April 7 at BOS with B.J. Upton injured...made 3 starts for the Rays during that first tour and was optioned to Durham on April 13 when Upton returned from the DL.
- + Returned to the Rays for a two-week stay May 30...homered his first 2 games back—May 31 vs. MIN (Nick Blackburn) and June 2 vs. KC (Roman Colon)—going a combined 5-for-7 with 5 RBI.
- + Went hitless (0-for-15) in his next 6 games and was sent to Durham for the remainder of the season when Pat Burrell was activated from the DL.
- + Led the Triple-A champion Bulls with 73 R and 67 BB.
- + Spent two stints in the majors in **2008** with Detroit, his first action at the major league level...ranked 3rd among AL rookies with a .492 slugging pct. behind TEX Chris Davis (.549) and Evan Longoria (.531).
- + Had his contract purchased by the Tigers on May 5...made his major league debut that night vs. Boston, starting in right field...collected his first major league hit on May 7 vs. BOS, a single in the 5th inning off Julian Tavaréz...connected for his first major league home run on May 10 vs. NYY, a solo shot in the 1st inning off Darrell Rasner, with his father in the stands.

- + Optioned to Triple-A Toledo on May 28...recalled by the Tigers on June 29...hit .342 (26-for-76) with 9 doubles, 2 triples, 5 HR and 15 RBI in his first 25 games after rejoining the club June 29-July 30.
- + Earned AL Player of the Week honors for July 7-13, the first Tigers rookie position player to win the award since Tony Clark in 1996... hit .409 (9-for-22) with 4 2B, 4 HR and 6 RBI in 6 games during the week.
- + In **2007** with Double-A Erie he topped all Eastern League outfielders with 20 assists... named the Best Defensive Outfielder in the EL by *Baseball America*...the publication also ranked him the No. 7 prospect and Best Defensive Outfielder in the Tigers system after the season.
- + In **2006** his 86 RBI for Class-A West Michigan tied for 3rd in the Midwest League.
- + Was selected by the Tigers in the 12th round of the **2005** June Draft...finished 4th in the New York-Penn League with a .332 avg. as he made his professional debut with Short-A Oneonta.

## PERSONAL & MISC.

- + In 1996, at the age of 12, Matt hit his first home run at Disney's Wide World of Sports Complex playing for the Brandon Crush during an AAU tournament.
- + Played collegiately at Florida Southern College...earned All-Sunshine State Conference honors in 2004 as a sophomore, with 11 HR and 39 RBI in 58 games.

## CAREER HIGHS

| HITS                          | WALKS                      |
|-------------------------------|----------------------------|
| 4, 2x-last 7/21/08 at KC      | 3, 2x-last 9/15/08 at TEX  |
| HITTING STREAK                | STRIKEOUTS                 |
| 7G, 3x-last 8/21/11 – 8/28/11 | 4, 2x-last 7/20/11 vs. NYY |
| RBI                           | STOLEN BASES               |
| 5, 7/21/08 at KC              | 2, 7/26/11 at OAK          |
| RUNS                          |                            |
| 3, 7/21/08 at KC              |                            |

## HOME RUN HIGHLIGHTS

| GRAND SLAMS (2)  |
|--|
| 7/26/10 vs. DET (Max Scherzer);<br>7/3/10 at MIN (Matt Guerrier) |
| MULTI-HR GAMES (1)   |
| 2, 8/19/08 at TEX  |
| LEADOFF (1)  |
| 8/22/11 vs. DET (Justin Verlander)                               |
| PINCH-HIT (1)  |
| 7/3/10 at MIN (Matt Guerrier)                                    |

## CAREER BATTING

| YEAR | CLUB                | AVG  | G   | AB   | R   | H   | 2B  | 3B | HR | RBI | SH | SF | HB | BB-I   | SO  | SB | CS | GDP | SLG  | OBP  | E  |
|------|---------------------|------|-----|------|-----|-----|-----|----|----|-----|----|----|----|--------|-----|----|----|-----|------|------|----|
| 2005 | Oneonta             | .332 | 65  | 247  | 51  | 82  | 10  | 4  | 4  | 46  | 1  | 6  | 1  | 28-0   | 29  | 9  | 5  | 4   | .453 | .394 | 1  |
| 2006 | West Michigan       | .258 | 122 | 465  | 75  | 120 | 30  | 5  | 11 | 86  | 1  | 5  | 3  | 56-2   | 70  | 5  | 4  | 7   | .415 | .338 | 6  |
| 2007 | Erie                | .257 | 130 | 456  | 61  | 117 | 33  | 3  | 17 | 70  | 1  | 3  | 3  | 51-1   | 127 | 4  | 6  | 7   | .454 | .333 | 3  |
| 2008 | Toledo              | .270 | 56  | 200  | 36  | 54  | 13  | 2  | 13 | 41  | 0  | 1  | 2  | 24-1   | 62  | 2  | 3  | 1   | .550 | .352 | 0  |
|      | Detroit             | .252 | 92  | 242  | 40  | 61  | 16  | 3  | 12 | 33  | 0  | 2  | 2  | 31-0   | 65  | 0  | 2  | 3   | .492 | .339 | 4  |
| 2009 | Tampa Bay           | .188 | 11  | 32   | 3   | 6   | 1   | 0  | 3  | 7   | 0  | 1  | 1  | 3-0    | 7   | 1  | 0  | 0   | .500 | .270 | 0  |
|      | Durham              | .273 | 111 | 417  | 73  | 114 | 35  | 2  | 16 | 66  | 0  | 6  | 3  | 67-3   | 98  | 14 | 5  | 5   | .482 | .373 | 5  |
| 2010 | Durham              | .293 | 25  | 92   | 18  | 27  | 8   | 0  | 3  | 12  | 0  | 0  | 1  | 22-3   | 21  | 1  | 3  | 0   | .478 | .435 | 0  |
|      | Charlotte           | .379 | 10  | 29   | 6   | 11  | 1   | 0  | 3  | 7   | 0  | 1  | 0  | 10-1   | 8   | 1  | 0  | 0   | .759 | .525 | 0  |
|      | Tampa Bay           | .241 | 77  | 216  | 30  | 52  | 15  | 3  | 10 | 40  | 0  | 3  | 2  | 40-2   | 55  | 2  | 2  | 2   | .477 | .360 | 3  |
| 2011 | Tampa Bay           | .277 | 141 | 462  | 69  | 128 | 32  | 2  | 19 | 75  | 0  | 7  | 4  | 49-9   | 106 | 13 | 1  | 7   | .478 | .347 | 3  |
|      | Minor League Totals | .275 | 519 | 1906 | 320 | 525 | 134 | 16 | 66 | 329 | 3  | 22 | 13 | 258-11 | 415 | 36 | 26 | 24  | .466 | .362 | 15 |
|      | Rays Totals         | .262 | 229 | 710  | 102 | 186 | 48  | 5  | 32 | 122 | 0  | 11 | 7  | 92-11  | 168 | 16 | 3  | 9   | .479 | .348 | 6  |
|      | Major League Totals | .259 | 321 | 952  | 142 | 247 | 64  | 8  | 44 | 155 | 0  | 13 | 9  | 123-11 | 233 | 16 | 5  | 12  | .482 | .345 | 10 |

1: Selected by the Detroit Tigers in the 12th round of the 2005 June Draft...signed by Steve Nichols. 2: Acquired by the Tampa Bay Rays from Detroit in exchange for RHP Edwin Jackson, December 10, 2008.

## ALL-STAR BATTING

| YEAR | CLUB        | AVG  | G | AB | R | H | 2B | 3B | HR | RBI | SH | SF | HB | BB-I | SO | SB | CS | GDP | SLG  | OBP  | E |
|------|-------------|------|---|----|---|---|----|----|----|-----|----|----|----|------|----|----|----|-----|------|------|---|
| 2011 | AL, Arizona | .500 | 1 | 2  | 0 | 1 | 0  | 0  | 0  | 0   | 0  | 0  | 0  | 0-0  | 0  | 0  | 0  | 0   | .500 | .500 | 0 |

## POSTSEASON BATTING

| YEAR | SERIES    | CLUB       | AVG  | G | AB | R | H | 2B | 3B | HR | RBI | SH | SF | HB  | BB-I | SO | SB | CS | GDP  | SLG  | OBP | E |
|------|-----------|------------|------|---|----|---|---|----|----|----|-----|----|----|-----|------|----|----|----|------|------|-----|---|
| 2010 | ALDS      | TB vs. TEX | .222 | 4 | 9  | 0 | 2 | 0  | 0  | 0  | 0   | 0  | 0  | 0-0 | 4    | 1  | 0  | 0  | .222 | .222 | 0   |   |
| 2011 | ALDS      | TB vs. TEX | .200 | 4 | 15 | 1 | 3 | 1  | 0  | 1  | 4   | 0  | 0  | 0   | 1-0  | 5  | 0  | 0  | .467 | .250 | 0   |   |
|      | DS Totals |            | .208 | 8 | 24 | 1 | 5 | 1  | 0  | 1  | 4   | 0  | 0  | 0   | 1-0  | 9  | 1  | 0  | .375 | .240 | 0   |   |

## CAREER FIELDING

| YEAR   | POSITION     | PCT   | G   | PO  | A  | E | TC  | DP |
|--------|--------------|-------|-----|-----|----|---|-----|----|
| 2008   | Left Field   | .970  | 60  | 94  | 2  | 3 | 99  | 0  |
|        | Right Field  | .977  | 25  | 42  | 0  | 1 | 43  | 0  |
| 2009   | Right Field  | 1.000 | 5   | 6   | 0  | 0 | 6   | 0  |
|        | Center Field | 1.000 | 4   | 9   | 0  | 0 | 9   | 0  |
| 2010   | Right Field  | .972  | 52  | 99  | 4  | 3 | 106 | 0  |
|        | Left Field   | 1.000 | 13  | 16  | 0  | 0 | 16  | 0  |
| 2011   | Right Field  | .986  | 126 | 211 | 8  | 3 | 222 | 3  |
|        | Left Field   | 1.000 | 15  | 20  | 0  | 0 | 20  | 0  |
| Totals | Right Field  | .981  | 208 | 358 | 12 | 7 | 377 | 3  |
|        | Left Field   | .978  | 88  | 130 | 2  | 3 | 135 | 0  |
|        | Center Field | 1.000 | 4   | 9   | 0  | 0 | 9   | 0  |

## LEFT-RIGHT BREAKDOWN

|           | 2011 |     |     |    |     | CAREER |     |     |    |     |
|-----------|------|-----|-----|----|-----|--------|-----|-----|----|-----|
|           | AVG  | AB  | H   | HR | RBI | AVG    | AB  | H   | HR | RBI |
| vs. Left  | .217 | 92  | 20  | 3  | 15  | .196   | 143 | 28  | 3  | 21  |
| vs. Right | .292 | 370 | 108 | 16 | 60  | .271   | 809 | 219 | 41 | 134 |



INFIELDER  
**JEFF KEPPIINGER 7**

Jeffery Scott Keppinger (KEP-in-jer)

|                      |                        |                       |                      |
|----------------------|------------------------|-----------------------|----------------------|
| BATS<br><b>RIGHT</b> | THROWS<br><b>RIGHT</b> | HEIGHT<br><b>6'0"</b> | WEIGHT<br><b>185</b> |
|----------------------|------------------------|-----------------------|----------------------|

MAJOR LEAGUE SERVICE **5 years, 52 days**

OPENING DAY AGE **31**

BORN **4/21/80** in Miami, FL

RESIDES **Dacula, GA**

CONTRACT STATUS **Signed through 2012**

ACQUIRED **Signed as a free agent, 1/26/12**

SIGNING SCOUT **Jack Powell (Pirates)**

**X-RAY REPORT**

- + Jeff becomes the 27th Florida-born Ray in team history...born in Miami before the family moved to Georgia when he was in eighth grade.
- + Just as he graduated from Parkview High School in Lilburn, Ga., in 1998, Jeff Franceour began his career there...during their tenures, the Panthers won three state championships in a 7-year span.
- + Jeff's brother, Billy, was drafted by the Royals as an outfielder in the 17th round of the 2000 June Draft...he played four seasons in the minors (2000-03) before playing three in independent ball (2004-07).

**2011 SEASON**

- + Acquired midseason by San Francisco from Houston after Giants 2B Freddy Sanchez suffered a season-ending shoulder injury...dealt for minor league RHP Henry Sosa and RHP Jason Stoffel on July 19...combined to hit .277 (105-for-379) with 20 2B, 6 HR and 35 RBI in 99 games between both clubs...made a combined 92 starts, all at 2B.
- + Missed the first 50 games of the season while recovering from left foot surgery, performed to remove a sesamoid bone on Jan 14 in Charlotte, N.C., by Dr. Robert Anderson.
- + For the third time in his career was the toughest to strike out in the NL, fanning only 24 times in 400 plate apps, and ranked 2nd in the majors behind CWS Juan Pierre...to put that into perspective, ML strikeout leader CIN Drew Stubbs fanned 24 times in an 11-game span in 2011...led the majors in 2008 (1 SO every 20.9 PA) and 2010 (1 SO every 15.97 PA).

**Toughest to Strike Out, MLB, 2011** (Min. 400 PA)

|                               | PA/SO        | SO        | PA         |
|-------------------------------|--------------|-----------|------------|
| Juan Pierre, CWS              | 17.34        | 41        | 711        |
| <b>Jeff Keppinger, HOU/SF</b> | <b>16.67</b> | <b>24</b> | <b>400</b> |
| A.J. Pierzynski, CWS          | 15.15        | 33        | 500        |
| Jose Reyes, NYM               | 14.29        | 41        | 586        |
| Marco Scutaro, BOS            | 12.36        | 36        | 445        |

**Toughest to Strike Out, Career, Active Players** (Min. 1,000 PA)

|                       | PA/SO        | SO         | PA           |
|-----------------------|--------------|------------|--------------|
| Juan Pierre           | 17.67        | 425        | 7,511        |
| <b>Jeff Keppinger</b> | <b>16.11</b> | <b>142</b> | <b>2,287</b> |
| Placido Polanco       | 14.82        | 482        | 7,143        |
| Alberto Callaspo      | 12.62        | 175        | 2,208        |
| Dustin Pedroia        | 11.90        | 269        | 3,201        |

- + Also ranks second to Pierre among active players with a career mark of just 1 SO per 16.11 PA...in his 3-year career at the University of Georgia he had just 44 SO in 714 AB.
- + Had more RBI than strikeouts for the 6th time in 7 seasons.
- + His final average of .277 was the lowest it had been all season...entered September with a .303 average, but batted only .177 (14-for-79) in the final month.
- + Was 2-for-4 with the bases loaded and is 21-for-44 (.477) for his career, highest avg. among active players with the bases loaded (min. 50 PA) and the 4th-highest avg. since 1974.
- + Although his .290 avg. vs. lefties was his lowest since 2006, his .325 avg. vs. southpaws over the past 5 years is 9th among major leaguers during that span...all 12 of his walks in 2011 were vs. righties...his last walk against a lefty was Sep 21, 2010 (WAS John Lannan).

- + From the time he returned from the DL on May 27 until he was traded to the Giants, he was the Astros 3rd-leading hitter behind Hunter Pence (.340) and Michael Bourn (.314).
- + Had 5 straight hits against the Rays, June 25-26 at Minute Maid Park...his .458 (11-for-24) career average vs. the Rays is his highest against any opponent (min. 10 AB).
- + Started 54 of the Giants final 63 games... was the Giants leading hitter in August with a .313 (31-for-99) avg. ...missed 3 games when he injured his right wrist Aug 15 at ATL as he jammed it while colliding with 1B Freddie Freeman...batted .232 (29-for-125) over the remainder of the season.
- + Started his Astros career by recording a walk-off hit in his first at-bat as an Astro, a bases-loaded single on April 7 vs. CHC lifting the Astros to a 3-2 victory...became the first Astro with a walk-off hit in his first at-bat since pitcher Jim Crawford did so on April 10, 1973 vs. LAD.
- + Became just the second player in the history of the Houston franchise to hit safely in his first 8 games in an Astros uniform from April 7-22... Roman Mejias also did so for the Colt 45s from April 10-19, 1962.
- + In **2008** struck out just once every 20.9 PA for the Reds, best ratio in the NL...ranked 5th in the NL with a .360 (50-for-139) avg. vs. LHP...was one of 7 in the NL to start at all 4 infield positions (101-SS, 7-3B, 3-2B, 2-1B).

### HIGHEST BATTING AVG. vs. LHP, 2007-11 (Min. 500 AB)

|                       | AVG         | H-AB           |
|-----------------------|-------------|----------------|
| David Wright          | .359        | 230-641        |
| Matt Kemp             | .349        | 242-694        |
| Magglio Ordoñez       | .348        | 210-604        |
| Albert Pujols         | .346        | 255-738        |
| Ryan Braun            | .340        | 230-676        |
| Derek Jeter           | .337        | 286-849        |
| Matt Diaz             | .336        | 218-649        |
| Ryan Zimmerman        | .329        | 200-608        |
| <b>Jeff Keppinger</b> | <b>.325</b> | <b>176-541</b> |
| Troy Tulowitzki       | .323        | 219-677        |

### HIGHEST CAREER BATTING AVG. WITH BASES LOADED, SINCE 1974 (Min. 50 PA)

|                              | AVG         | H-AB         |
|------------------------------|-------------|--------------|
| So Taguchi, 2003-08          | .512        | 21-41        |
| Pat Tabler, 1981-92          | .489        | 43-88        |
| Felix Jose, 1989-2003        | .481        | 25-52        |
| <b>Jeff Keppinger, 2004-</b> | <b>.477</b> | <b>21-44</b> |
| Tony Gwynn, 1982-2001        | .444        | 59-133       |

## CAREER HIGHLIGHTS

- + In **2010** led the Astros in doubles (34) and was 2nd in batting (.288)...was the hardest batter to strike out in the majors at once per 15.97 PA.
- + Started a career-high 122 games at second base...also made 10 starts at shortstop...his .990 fielding pct. ranked 4th among NL second basemen...finished the season with a 48-game errorless streak...made just 1 error in his last 66 games.
- + Was on the 15-day disabled list from Aug 17-Sep 1 with left big toe sesamoiditis.
- + In **2009** was acquired by Houston from Cincinnati during spring training...hit a career-high 7 HR...made 76 starts, including 59 at third base, 14 at second base and 3 at shortstop...missed 7 games from Sep 5-11 with tightness in his back.
- + Split the **2006** season between the Mets and Royals organizations...in 119 games at Triple-A, combined to hit .316 at Norfolk and Omaha... on July 19 was traded to Kansas City...hit .354 in his 32 apps at Omaha before he was recalled on Aug 25...finished the season with the Royals...on Jan 2, 2007 was designated for assignment by the Royals and 8 days later was traded to the Reds.
- + Missed most of the **2005** season with a fractured left tibia suffered on June 15...the next day went on Norfolk's DL and on Sep 9 was transferred to the Mets 60-day DL...at the time of the injury ranked first in the IL and 6th among all minor league batters with 86 hits.
- + On July 30, **2004** was traded from the Pirates to the Mets along with RHP Kris Benson...recalled from Norfolk on Aug 20 when 2B Joe



McEwing fractured his left leg...started 27 games, all at 2B, and committed just 2 errors in 149 total chances.

- + On Aug 21 at SF singled off Jim Brower for his first ML hit...on Aug 28 vs. LAD led off the game with his first ML home run off Odalis Perez.
- + At Class-A Lynchburg in 2003, finished 2nd in the Carolina League in hitting (.325)...in his first professional season in 2002, was a South Atlantic League mid- and postseason All-Star at Class-A Hickory.

AMATEUR CAREER

- + Graduated from Parkview High School in 1998 in Lilburn, Ga., where he was a three-time MVP...hit .421 as a sophomore to lead PHS to the AAA state championship...hit .556 as a prep junior and .566 as a senior.
- + In his 3-year career at the University of Georgia hit .380...recorded just 44 SO in 714 AB...named a *Baseball America* and Louisville Slugger first-team freshman collegiate All-American (.383, 11-HR, 48-RBI, 55-G).
- + As a junior hit .389 (18-HR, 73-RBI) to lead UGA to the College World Series...in 10 NCAA tour-

ney games that season hit .500 (23-for-46) with 9 HR and 16 RBI...at the College World Series went 4-for-9, including a triple and a 2-run HR off USC's Mark Prior.

PERSONAL & MISC.

- + Is the father of two kids, Kaden and Brilee.

CAREER HIGHS

|   |  |
|---|--|
| <b>HITS</b><br>5, 5/10/08 at NYM              | <b>WALKS</b><br>3, 2x-last 9/13/10 vs. MIL       |
| <b>HITTING STREAK</b><br>14G, 8/11/11-8/25/11 | <b>STRIKEOUTS</b><br>3, 2x-last 8/10/11 vs. PIT  |
| <b>RBI</b><br>4, 3x-last 5/30/11 at CHC       | <b>STOLEN BASES</b><br>1, 11x-last 8/6/10 at MIL |
| <b>RUNS</b><br>3, 9x-last 7/17/11 vs. PIT     |  |

HOME RUN HIGHLIGHTS

|  |
|--|
| <b>MULTI-HR GAMES (1)</b><br>2 - 9/16/09 at CIN      |
| <b>LEADOFF (1)</b><br>8/28/04 vs. LAD (Odalis Perez) |

CAREER BATTING

| YEAR | CLUB                       | AVG         | G          | AB          | R          | H          | 2B         | 3B        | HR        | RBI        | SH        | SF        | HB        | BB-I         | SO         | SB        | CS        | GDP       | SLG         | OBP         | E         |
|------|----------------------------|-------------|------------|-------------|------------|------------|------------|-----------|-----------|------------|-----------|-----------|-----------|--------------|------------|-----------|-----------|-----------|-------------|-------------|-----------|
| 2002 | Hickory                    | .276        | 126        | 478         | 75         | 132        | 23         | 4         | 10        | 73         | 2         | 7         | 6         | 47-0         | 33         | 6         | 2         | 13        | .404        | .344        | 10        |
| 2003 | Lynchburg                  | .325        | 92         | 342         | 55         | 111        | 21         | 2         | 3         | 51         | 3         | 4         | 1         | 23-0         | 28         | 3         | 2         | 10        | .424        | .365        | 11        |
| 2004 | Altoona                    | .334        | 82         | 323         | 45         | 108        | 17         | 2         | 1         | 33         | 2         | 2         | 0         | 27-1         | 17         | 10        | 6         | 13        | .409        | .384        | 6         |
|      | Binghamton                 | .362        | 14         | 47          | 14         | 17         | 3          | 1         | 0         | 5          | 0         | 1         | 0         | 6-1          | 2          | 2         | 1         | 2         | .468        | .426        | 1         |
|      | Norfolk                    | .316        | 6          | 19          | 1          | 6          | 1          | 0         | 0         | 2          | 0         | 0         | 1         | 4-0          | 2          | 0         | 0         | 2         | .368        | .458        | 0         |
|      | <b>New York-NL</b>         | <b>.284</b> | <b>33</b>  | <b>116</b>  | <b>9</b>   | <b>33</b>  | <b>2</b>   | <b>0</b>  | <b>3</b>  | <b>9</b>   | <b>0</b>  | <b>1</b>  | <b>0</b>  | <b>6-0</b>   | <b>7</b>   | <b>2</b>  | <b>1</b>  | <b>6</b>  | <b>.379</b> | <b>.317</b> | <b>2</b>  |
| 2005 | Norfolk                    | .337        | 64         | 255         | 40         | 86         | 15         | 3         | 3         | 29         | 5         | 1         | 1         | 16-1         | 13         | 5         | 1         | 7         | .455        | .377        | 4         |
| 2006 | Norfolk                    | .300        | 87         | 323         | 36         | 97         | 13         | 0         | 2         | 26         | 12        | 3         | 0         | 28-0         | 21         | 0         | 4         | 7         | .359        | .353        | 7         |
|      | Omaha                      | .354        | 32         | 127         | 21         | 45         | 6          | 1         | 2         | 17         | 2         | 1         | 0         | 12-0         | 9          | 0         | 0         | 5         | .465        | .407        | 2         |
|      | <b>Kansas City</b>         | <b>.267</b> | <b>22</b>  | <b>60</b>   | <b>11</b>  | <b>16</b>  | <b>2</b>   | <b>0</b>  | <b>2</b>  | <b>8</b>   | <b>2</b>  | <b>0</b>  | <b>0</b>  | <b>5-1</b>   | <b>6</b>   | <b>0</b>  | <b>0</b>  | <b>2</b>  | <b>.400</b> | <b>.323</b> | <b>2</b>  |
| 2007 | Sarasota                   | .333        | 3          | 12          | 1          | 4          | 2          | 0         | 0         | 1          | 0         | 1         | 0         | 0-0          | 0          | 0         | 1         | 0         | .500        | .308        | 0         |
|      | Louisville                 | .368        | 57         | 228         | 31         | 84         | 15         | 1         | 2         | 18         | 6         | 3         | 1         | 23-1         | 14         | 1         | 1         | 2         | .469        | .424        | 6         |
|      | <b>Cincinnati</b>          | <b>.332</b> | <b>67</b>  | <b>241</b>  | <b>39</b>  | <b>80</b>  | <b>16</b>  | <b>2</b>  | <b>5</b>  | <b>32</b>  | <b>6</b>  | <b>1</b>  | <b>4</b>  | <b>24-0</b>  | <b>12</b>  | <b>2</b>  | <b>1</b>  | <b>11</b> | <b>.477</b> | <b>.410</b> | <b>3</b>  |
| 2008 | <b>Cincinnati</b>          | <b>.266</b> | <b>121</b> | <b>459</b>  | <b>45</b>  | <b>122</b> | <b>24</b>  | <b>2</b>  | <b>3</b>  | <b>43</b>  | <b>6</b>  | <b>5</b>  | <b>2</b>  | <b>30-3</b>  | <b>24</b>  | <b>3</b>  | <b>1</b>  | <b>14</b> | <b>.346</b> | <b>.300</b> | <b>8</b>  |
|      | Sarasota                   | .286        | 2          | 7           | 1          | 2          | 0          | 0         | 0         | 1          | 0         | 0         | 0         | 0-0          | 0          | 0         | 0         | 0         | .286        | .286        | 0         |
|      | Louisville                 | .500        | 6          | 22          | 3          | 11         | 2          | 0         | 1         | 2          | 1         | 0         | 0         | 2-0          | 1          | 0         | 0         | 1         | .727        | .542        | 0         |
| 2009 | <b>Houston</b>             | <b>.256</b> | <b>107</b> | <b>305</b>  | <b>35</b>  | <b>78</b>  | <b>13</b>  | <b>3</b>  | <b>7</b>  | <b>29</b>  | <b>7</b>  | <b>2</b>  | <b>3</b>  | <b>28-3</b>  | <b>33</b>  | <b>0</b>  | <b>2</b>  | <b>13</b> | <b>.387</b> | <b>.320</b> | <b>8</b>  |
| 2010 | <b>Houston</b>             | <b>.288</b> | <b>137</b> | <b>514</b>  | <b>62</b>  | <b>148</b> | <b>34</b>  | <b>1</b>  | <b>6</b>  | <b>59</b>  | <b>5</b>  | <b>4</b>  | <b>1</b>  | <b>51-1</b>  | <b>36</b>  | <b>4</b>  | <b>1</b>  | <b>15</b> | <b>.393</b> | <b>.351</b> | <b>7</b>  |
|      | Corpus Christi             | .400        | 2          | 5           | 0          | 2          | 0          | 0         | 0         | 1          | 0         | 0         | 0         | 1-0          | 0          | 0         | 0         | 0         | .400        | .500        | 0         |
| 2011 | Corpus Christi             | .438        | 4          | 16          | 4          | 7          | 1          | 0         | 1         | 2          | 0         | 0         | 0         | 3-1          | 1          | 0         | 0         | 0         | .688        | .526        | 0         |
|      | Oklahoma City              | .250        | 7          | 28          | 2          | 7          | 0          | 0         | 0         | 1          | 1         | 1         | 0         | 0-0          | 0          | 0         | 0         | 0         | .250        | .241        | 0         |
|      | <b>Houston</b>             | <b>.307</b> | <b>43</b>  | <b>163</b>  | <b>22</b>  | <b>50</b>  | <b>9</b>   | <b>0</b>  | <b>4</b>  | <b>20</b>  | <b>0</b>  | <b>2</b>  | <b>0</b>  | <b>4-0</b>   | <b>7</b>   | <b>0</b>  | <b>1</b>  | <b>5</b>  | <b>.436</b> | <b>.320</b> | <b>3</b>  |
|      | <b>San Francisco</b>       | <b>.255</b> | <b>56</b>  | <b>216</b>  | <b>17</b>  | <b>55</b>  | <b>11</b>  | <b>0</b>  | <b>2</b>  | <b>15</b>  | <b>2</b>  | <b>2</b>  | <b>2</b>  | <b>8-0</b>   | <b>17</b>  | <b>0</b>  | <b>0</b>  | <b>6</b>  | <b>.333</b> | <b>.285</b> | <b>2</b>  |
|      | <b>Minor League Totals</b> | <b>.322</b> | <b>584</b> | <b>2232</b> | <b>329</b> | <b>719</b> | <b>119</b> | <b>14</b> | <b>25</b> | <b>262</b> | <b>34</b> | <b>24</b> | <b>10</b> | <b>192-5</b> | <b>141</b> | <b>27</b> | <b>18</b> | <b>62</b> | <b>.422</b> | <b>.375</b> | <b>47</b> |
|      | <b>Major League Totals</b> | <b>.281</b> | <b>586</b> | <b>2074</b> | <b>240</b> | <b>582</b> | <b>111</b> | <b>8</b>  | <b>32</b> | <b>215</b> | <b>28</b> | <b>17</b> | <b>12</b> | <b>155-8</b> | <b>142</b> | <b>11</b> | <b>7</b>  | <b>72</b> | <b>.388</b> | <b>.332</b> | <b>35</b> |

1: Selected by the Pittsburgh Pirates in the fourth round of the 2011 June Draft...signed by Jack Powell. 2: Acquired by the New York Mets along with RH Kris Benson from Pittsburgh in exchange for INF Ty Wigginton, RH Matt Peterson and INF Jose Bautista, July 30, 2004. 3: Acquired by the Kansas City Royals from New York in exchange for INF Ruben Gotay, July 19, 2006. 4: Acquired by the Cincinnati Reds from Kansas City in exchange for RH Russ Haltiwanger, January 10, 2007. 5: Acquired by the Houston Astros from Cincinnati in exchange for INF Drew Sutton, March 31, 2009. 6: Acquired by the San Francisco Giants from Houston in exchange for RH Henry Sosa and RH Jason Stoffel, July 19, 2011. 7: Signed by the Tampa Bay Rays as a free agent, January 26, 2012.

## CAREER FIELDING

| YEAR          | POSITION           | PCT          | G          | PO         | A          | E         | TC          | DP         |
|---------------|--------------------|--------------|------------|------------|------------|-----------|-------------|------------|
| 2004          | Second Base        | .987         | 32         | 61         | 86         | 2         | 149         | 20         |
| 2006          | Third Base         | .947         | 12         | 7          | 29         | 2         | 38          | 3          |
|               | First Base         | 1.000        | 4          | 37         | 1          | 0         | 38          | 1          |
|               | Second Base        | 1.000        | 1          | 3          | 3          | 0         | 6           | 2          |
|               | Left Field         | -            | 1          | 0          | 0          | 0         | 0           | 0          |
| 2007          | Shortstop          | .989         | 47         | 62         | 124        | 2         | 188         | 27         |
|               | Third Base         | .968         | 13         | 7          | 23         | 1         | 31          | 3          |
|               | Second Base        | 1.000        | 3          | 10         | 7          | 0         | 17          | 2          |
|               | Left Field         | 1.000        | 1          | 5          | 0          | 0         | 5           | 0          |
|               | Right Field        | 1.000        | 1          | 1          | 1          | 0         | 2           | 0          |
|               | First Base         | 1.000        | 1          | 2          | 0          | 0         | 2           | 0          |
| 2008          | Shortstop          | .980         | 108        | 145        | 246        | 8         | 399         | 72         |
|               | Third Base         | 1.000        | 10         | 3          | 18         | 0         | 21          | 2          |
|               | Second Base        | 1.000        | 3          | 5          | 5          | 0         | 10          | 2          |
|               | First Base         | 1.000        | 3          | 15         | 1          | 0         | 16          | 0          |
| 2009          | Third Base         | .955         | 67         | 38         | 110        | 7         | 155         | 16         |
|               | Second Base        | .988         | 22         | 33         | 48         | 1         | 82          | 12         |
|               | Shortstop          | 1.000        | 11         | 5          | 13         | 0         | 18          | 2          |
|               | Left Field         | 1.000        | 2          | 0          | 1          | 0         | 1           | 0          |
| 2010          | Second Base        | .990         | 126        | 217        | 351        | 6         | 574         | 66         |
|               | Shortstop          | .971         | 12         | 14         | 19         | 1         | 34          | 9          |
| 2011          | Second Base        | .987         | 93         | 166        | 219        | 5         | 390         | 36         |
| <b>Totals</b> | <b>Second Base</b> | <b>.989</b>  | <b>280</b> | <b>495</b> | <b>719</b> | <b>14</b> | <b>1228</b> | <b>140</b> |
|               | <b>Shortstop</b>   | <b>.983</b>  | <b>178</b> | <b>226</b> | <b>402</b> | <b>11</b> | <b>639</b>  | <b>110</b> |
|               | <b>Third Base</b>  | <b>.959</b>  | <b>102</b> | <b>55</b>  | <b>180</b> | <b>10</b> | <b>245</b>  | <b>24</b>  |
|               | <b>First Base</b>  | <b>1.000</b> | <b>8</b>   | <b>54</b>  | <b>2</b>   | <b>0</b>  | <b>56</b>   | <b>1</b>   |
|               | <b>Left Field</b>  | <b>1.000</b> | <b>4</b>   | <b>5</b>   | <b>1</b>   | <b>0</b>  | <b>6</b>    | <b>0</b>   |
|               | <b>Right Field</b> | <b>1.000</b> | <b>1</b>   | <b>1</b>   | <b>1</b>   | <b>0</b>  | <b>2</b>    | <b>0</b>   |


## LEFT-RIGHT BREAKDOWN

|           | 2011 |     |    |    |     | CAREER |      |     |    |     |
|-----------|------|-----|----|----|-----|--------|------|-----|----|-----|
|           | AVG  | AB  | H  | HR | RBI | AVG    | AB   | H   | HR | RBI |
| vs. Left  | .290 | 93  | 27 | 3  | 14  | .324   | 601  | 195 | 12 | 68  |
| vs. Right | .273 | 286 | 78 | 3  | 21  | .263   | 1473 | 387 | 20 | 147 |



In preparation for his sixth annual Thankmas last December, Joe Maddon fine-tuned his special homemade sauce in the Tropicana Field kitchen.

PHOTO BY  
STEVEN KOVICH



CATCHER  
**JOSE LOBATON 21**

Jose Manuel Lobaton (LO-bah-TONE)

| BATS          | THROWS       | HEIGHT      | WEIGHT     |
|---------------|--------------|-------------|------------|
| <b>SWITCH</b> | <b>RIGHT</b> | <b>6'0"</b> | <b>210</b> |

MAJOR LEAGUE SERVICE **138 days**  
 OPENING DAY AGE **27**  
 BORN **10/21/84** in **Acarigua, Venezuela**  
 RESIDES **Acarigua, Venezuela**  
 CONTRACT STATUS **Signed through 2012**  
 ACQUIRED **Claimed off waivers from the San Diego Padres, 7/30/09**  
 SIGNING SCOUTS **Bill Clark and Ricardo Petit (Padres)**

FOLLOW HIM @JoseLobaton31

**X-RAY REPORT**

- + Jose was a swimmer as a youth in Venezuela, and at age 14 was given the chance to join a traveling water polo team...his father encouraged him to commit to either water polo or baseball...although Jose chose baseball, he still swims often to keep in shape.
- + He is the youngest of four kids...his father was a taxi driver and his mother a full-time mom who is now studying to become a lawyer... his oldest brother and sister both work in the medical field...his older brother, Jose Tomas Lobaton, was an infielder who played eight years in the minors, mostly with the Yankees.
- + Enjoys watching NBA games...was a Chicago Bulls fanatic when Michael Jordan played.

**2011 SEASON**

- + Split the season between Triple-A Durham and the majors...was recalled on July 15 when John Jaso was placed on the DL with a right oblique strain, and spent the rest of the season in the majors...however, suffered a left knee sprain in his third game (July 17 vs. BOS) and was placed on the DL the next day...missed 43 games and was activated Sep 2.
- + Appeared in 15 games for the Rays, including 9 starts at catcher...6 of his 9 starts came against left-handed pitchers.
- + Made his Rays debut on July 15 vs. BOS, appearing as a defensive replacement in the 9th inning...it was his first major league game since July 25, 2009 at WAS with the Padres...was on the Rays active roster for 2 days in 2010 but did not play.

- + Was on the Rays active roster for the ALDS vs. Texas but did not play.
- + On Sep 2 vs. BAL, doubled off Zach Britton for his first hit as a Ray and first ML extra-base hit...had 3 singles with the Padres in 2009.
- + Caught 2 of 9 attempted base stealers (22.2 percent)...has caught 3 of 11 (27.3 percent) in his major league career.
- + For Durham hit .293 (54-for-184) with 8 HR in 54 games...established minor league career highs in avg., OBP (.410) and SLG (.489)...caught 12 of 39 attempted base stealers (30.8 percent)...hit .391 (18-for-46) in the month of April.
- + Played in 6 games on rehab assignment for Class-A Charlotte (Aug 26-Sep 1).
- + Played winter ball for Leones del Caracas of the Venezuelan Winter League...suffered a right shoulder impingement and is expected to be fully recovered before spring training.

**CAREER HIGHLIGHTS**

- + In his minor league career, has caught 28.5 percent of attempted base stealers (157-for-549).
- + In **2010** did not appear in a game for the Rays, but had a two-day stint on the active roster in April...recalled on Aug 31 and immediately transferred to the 15-day disabled list with a right foot contusion, where he spent the rest of the season...was initially placed on Triple-A Durham's DL with the injury on Aug 26.
- + Caught 20 of 63 attempted base stealers (31.7 percent) in the minors at Durham and Double-A Montgomery combined...led Durham with 62 games at catcher and caught 25.5 percent (13

of 51) of base stealers...in Montgomery, caught 7 of 12 runners (58.3 percent).

- + Assigned to Montgomery out of camp and played 7 games there before an April 16 promotion to Durham...recalled from Durham on April 27 as Dioner Navarro began serving a two-game suspension...optioned two days later when Navarro was reinstated.
- + In **2009** appeared in 7 games (5 starts) for the Padres, his first stint in the majors...Rays claimed him off waivers from San Diego on July 30 and assigned him to Montgomery.
- + Promoted from Triple-A Portland on July 5 when Henry Blanco was placed on the DL...made his major league debut that night vs. the Dodgers in the 13th inning at second base after David Eckstein left with a right hamstring strain...had never appeared at any position other than catcher at any level...designated for assignment on July 28 when Blanco returned.
- + Collected his first major league hit July 19 vs. COL, an 8th-inning single off Jason Marquis.
- + Tabled by *Baseball America* as the Best Defensive Catcher in the San Diego system entering 2009.
- + Spent the entire **2008** season at Double-A San Antonio...appeared in a 92 games, including 86 behind the plate...was a non-roster invite to major league spring training.
- + Appeared in 90 games at Class-A Lake Elsinore in **2007**, all at catcher...logged a career-high 10 HR and 47 RBI...threw out 42 base runners in 142 stolen base attempts (29.6 percent), 3rd highest among Cal League catchers.
- + Split the **2006** season between Class-A Fort Wayne and Lake Elsinore, hitting .235 (43-for-183) in 62 games.

## CAREER BATTING

| YEAR | CLUB                       | AVG         | G          | AB          | R          | H          | 2B         | 3B       | HR        | RBI        | SH        | SF        | HB        | BB-I         | SO         | SB       | CS       | GDP       | SLG         | OBP         | E         |  |
|------|----------------------------|-------------|------------|-------------|------------|------------|------------|----------|-----------|------------|-----------|-----------|-----------|--------------|------------|----------|----------|-----------|-------------|-------------|-----------|--|
| 2002 | DSL Padres                 | .129        | 10         | 31          | 2          | 4          | 0          | 0        | 1         | 4          | 1         | 0         | 0         | 3-1          | 9          | 1        | 0        | 2         | .226        | .206        | -         |  |
| 2003 | Idaho Falls                | .272        | 56         | 191         | 22         | 52         | 15         | 0        | 1         | 32         | 1         | 1         | 2         | 22-2         | 50         | 0        | 1        | 4         | .366        | .352        | 2         |  |
| 2004 | Eugene                     | .219        | 44         | 151         | 13         | 33         | 12         | 0        | 7         | 23         | 1         | 0         | 0         | 17-0         | 35         | 0        | 0        | 3         | .437        | .298        | 3         |  |
| 2005 | AZL Padres                 | .357        | 5          | 14          | 2          | 5          | 2          | 0        | 0         | 2          | 0         | 0         | 0         | 6-0          | 4          | 1        | 0        | 0         | .500        | .550        | 1         |  |
|      | Fort Wayne                 | .176        | 9          | 34          | 2          | 6          | 1          | 0        | 0         | 1          | 1         | 0         | 0         | 2-0          | 5          | 0        | 0        | 2         | .206        | .222        | 1         |  |
|      | Eugene                     | .281        | 11         | 32          | 4          | 9          | 2          | 0        | 0         | 3          | 3         | 0         | 1         | 6-0          | 8          | 0        | 0        | 0         | .344        | .410        | 0         |  |
| 2006 | Lake Elsinore              | .213        | 42         | 122         | 12         | 26         | 7          | 0        | 4         | 15         | 1         | 1         | 1         | 20-0         | 42         | 0        | 2        | 3         | .369        | .326        | 10        |  |
|      | Fort Wayne                 | .279        | 20         | 61          | 15         | 17         | 3          | 1        | 1         | 11         | 1         | 1         | 2         | 12-0         | 12         | 0        | 0        | 2         | .410        | .408        | 2         |  |
| 2007 | Lake Elsinore              | .260        | 90         | 304         | 50         | 79         | 15         | 3        | 10        | 47         | 2         | 7         | 3         | 41-1         | 79         | 0        | 0        | 4         | .428        | .346        | 14        |  |
| 2008 | San Antonio                | .259        | 92         | 294         | 35         | 76         | 21         | 0        | 9         | 45         | 2         | 7         | 0         | 39-1         | 75         | 1        | 1        | 8         | .422        | .338        | 4         |  |
| 2009 | Portland                   | .241        | 39         | 133         | 14         | 32         | 6          | 0        | 3         | 8          | 4         | 1         | 0         | 10-0         | 35         | 0        | 0        | 0         | .353        | .292        | 6         |  |
|      | San Diego                  | .176        | 7          | 17          | 0          | 3          | 0          | 0        | 0         | 0          | 0         | 0         | 0         | 0-0          | 5          | 0        | 0        | 1         | .176        | .176        | 1         |  |
|      | Montgomery                 | .262        | 26         | 84          | 13         | 22         | 7          | 0        | 3         | 11         | 1         | 1         | 1         | 15-1         | 19         | 0        | 0        | 2         | .452        | .376        | 3         |  |
| 2010 | Montgomery                 | .250        | 7          | 24          | 3          | 6          | 1          | 0        | 0         | 2          | 0         | 0         | 0         | 4-0          | 5          | 0        | 0        | 1         | .292        | .357        | 1         |  |
|      | Durham                     | .261        | 72         | 241         | 26         | 63         | 11         | 0        | 7         | 33         | 1         | 1         | 1         | 27-1         | 52         | 1        | 0        | 10        | .394        | .337        | 2         |  |
|      | <b>Tampa Bay</b>           |             |            |             |            |            |            |          |           |            |           |           |           |              |            |          |          |           |             |             |           |  |
|      |                            |             |            |             |            |            |            |          |           |            |           |           |           |              |            |          |          |           |             |             |           |  |
|      |                            |             |            |             |            |            |            |          |           |            |           |           |           |              |            |          |          |           |             |             |           |  |
| 2011 | Durham                     | .293        | 54         | 184         | 24         | 54         | 10         | 1        | 8         | 31         | 2         | 1         | 0         | 37-2         | 50         | 0        | 0        | 5         | .489        | .410        | 3         |  |
|      | Tampa Bay                  | .118        | 15         | 34          | 2          | 4          | 1          | 0        | 0         | 0          | 0         | 0         | 1         | 4-0          | 8          | 0        | 0        | 2         | .147        | .231        | 1         |  |
|      | Charlotte                  | .444        | 6          | 18          | 0          | 8          | 4          | 0        | 0         | 2          | 0         | 0         | 0         | 2-0          | 5          | 0        | 0        | 0         | .667        | .500        | 0         |  |
|      | <b>Minor League Totals</b> | <b>.259</b> | <b>573</b> | <b>1887</b> | <b>235</b> | <b>488</b> | <b>117</b> | <b>5</b> | <b>53</b> | <b>266</b> | <b>20</b> | <b>21</b> | <b>11</b> | <b>260-8</b> | <b>476</b> | <b>3</b> | <b>4</b> | <b>44</b> | <b>.410</b> | <b>.348</b> | <b>51</b> |  |
|      | <b>Major League Totals</b> | <b>.137</b> | <b>22</b>  | <b>51</b>   | <b>2</b>   | <b>7</b>   | <b>1</b>   | <b>0</b> | <b>0</b>  | <b>0</b>   | <b>0</b>  | <b>0</b>  | <b>1</b>  | <b>4-0</b>   | <b>13</b>  | <b>0</b> | <b>0</b> | <b>3</b>  | <b>.157</b> | <b>.214</b> | <b>2</b>  |  |

1: Signed by the San Diego Padres as a free agent, May 13, 2002...signed by Bill Clark and Ricardo Petit. 2: Claimed by the Tampa Bay Rays off waivers from San Diego, July 30, 2009.

## CAREER FIELDING

| YEAR          | POSITION           | PCT         | G         | PO         | A        | E        | TC         | DP       | PB       |
|---------------|--------------------|-------------|-----------|------------|----------|----------|------------|----------|----------|
| 2009          | Catcher            | .982        | 6         | 52         | 2        | 1        | 55         | 0        | 0        |
|               | Second Base        | -           | 1         | 0          | 0        | 0        | 0          | 0        | -        |
| 2011          | Catcher            | .989        | 14        | 90         | 3        | 1        | 94         | 0        | 0        |
| <b>Totals</b> | <b>Catcher</b>     | <b>.987</b> | <b>20</b> | <b>142</b> | <b>5</b> | <b>2</b> | <b>149</b> | <b>0</b> | <b>0</b> |
|               | <b>Second Base</b> | <b>-</b>    | <b>1</b>  | <b>0</b>   | <b>0</b> | <b>0</b> | <b>0</b>   | <b>0</b> | <b>-</b> |

## LEFT-RIGHT BREAKDOWN

|           | 2011 |    |   |    |     | CAREER |    |   |    |     |
|-----------|------|----|---|----|-----|--------|----|---|----|-----|
|           | AVG  | AB | H | HR | RBI | AVG    | AB | H | HR | RBI |
| vs. Left  | .150 | 20 | 3 | 0  | 0   | .150   | 20 | 3 | 0  | 0   |
| vs. Right | .071 | 14 | 1 | 0  | 0   | .129   | 31 | 4 | 0  | 0   |



THIRD BASEMAN

# EVAN LONGORIA 3

Evan Michael Longoria (lon-GO-ree-uh)

|                      |                        |                       |                      |
|----------------------|------------------------|-----------------------|----------------------|
| BATS<br><b>RIGHT</b> | THROWS<br><b>RIGHT</b> | HEIGHT<br><b>6'2"</b> | WEIGHT<br><b>210</b> |
|----------------------|------------------------|-----------------------|----------------------|

MAJOR LEAGUE SERVICE **3 years, 170 days**

OPENING DAY AGE **26**

BORN **10/7/85** in Downey, CA

RESIDES **Downey, CA**

CONTRACT STATUS **Fifth year of a six-year contract through 2013 plus one club option for 2014 and a second club option covering 2015 and 2016**

ACQUIRED **Selected in the first round (third overall) of the 2006 June Draft**

SIGNING SCOUT **Fred Repke (Rays)**



FOLLOW HIM @Evan3Longoria

## X-RAY REPORT

- + Evan plays the drums and can often be heard practicing before games at Tropicana Field... last August got a brief lesson from Goo Goo Dolls drummer Mike Malinin before they performed a postgame concert.
- + Adopted a rescue dog in Arizona last November...Tatum, a 120-pound, 3-year-old Boerboel Mastiff, was born in South Africa... she had undergone two knee surgeries and was left without a home until Evan stepped in... Tatum joins Jango, Evan's 7-year-old bull terrier.
- + Plans to continue his Yoga classes this season...fans can sign up to take a yoga class with Evan and the proceeds benefit the Moffitt Cancer Center.
- + Evan has been featured in national commercials for Gillette, Pepsi, New Era, *MLB 2K10* and *MLB 2K11*.
- + Emphasized plyometrics (muscle stretching and explosiveness) in his offseason workouts and dropped 10-15 pounds.

following day...activated on May 3...did not record his first HR and RBI until May 7 at BAL, the Rays 33rd game.

- + Finished 10th in the AL MVP voting, the 4th consecutive year he received votes and 2nd consecutive year he finished in the top 10 (6th in 2010).

## 100 HR, 400 RBI, FIRST FOUR MAJOR LEAGUE SEASONS

|                          | YEAR           | HR         | RBI        |
|--------------------------|----------------|------------|------------|
| <b>Evan Longoria, TB</b> | <b>2008-11</b> | <b>113</b> | <b>401</b> |
| Ryan Braun, MIL          | 2007-10        | 128        | 420        |
| Miguel Cabrera, FLA      | 2003-06        | 122        | 439        |
| Mark Teixeira, TEX       | 2003-06        | 140        | 450        |
| Albert Pujols, STL       | 2001-04        | 160        | 504        |
| Orlando Cepeda, SF       | 1958-61        | 122        | 439        |
| Ralph Kiner, PIT         | 1946-49        | 168        | 458        |
| Ted Williams, BOS        | 1939-42        | 127        | 515        |
| Joe DiMaggio, NYY        | 1936-39        | 137        | 558        |
| Bob Johnson, PHA         | 1933-36        | 108        | 415        |
| Hal Trosky, CLE          | 1933-36        | 104        | 425        |
| Earl Averill, CLE        | 1929-32        | 101        | 482        |
| Chuck Klein, PHI         | 1928-31        | 125        | 470        |

## 2011 SEASON

- + Despite missing 26 games within the first month of the season, led the Rays in home runs (31), RBI (99) and walks with a career-high 80 including a major-league-best 27 in September...in the second game of the season (April 2 at BAL) strained his left oblique and was removed from the game just 14 innings into the season...placed on the 15-day DL the

- + Led the majors with 86 RBI from June 11 through season's end (98 games)...his 27 HR during that span, tied for the AL lead and tied for 2nd most in the majors...hit 20 HR after the All-Star break (72 games), one shy of BOS Jacoby Ellsbury and ATL Dan Uggla for the ML lead...hit 13 HR in his final 41 games while the Rays went 26-15.

- + Only four other players in the last 10 years had no home runs in April yet finished with 30 or more home runs: BAL J.J. Hardy (30) in 2011, NYY Alex Rodriguez (30) in 2009, CHC Alfonso Soriano (33) in 2007 and MIL Ryan Braun (34) in 2007...the last player to hit more than 30 home runs and go deeper into the season without a home run was Braun as a rookie in 2007, who didn't reach the majors until May 27 in the Brewers 48th game.
- + On Sep 28 vs. NYY, the final day of the regular season, hit a walk-off home run off Scott Proctor in the 12th inning to clinch the AL Wild Card...the Rays had trailed 7-0 in the 8th inning before Longoria's HR won it, 8-7...it was his second home run of the game...according to Elias, Longoria was only the 6th player in major league history to hit a walk-off home run to clinch a postseason berth and just the second player to do it in his team's final game of the regular season...the other was NYG Bobby Thomson with his "Shot Heard 'Round the World" against the Brooklyn Dodgers in 1951... was the 4th walk-off home run of his career, a new club record.
- + The day before—Sep 27 vs. the Yankees—he started a 5-4-3 triple play, the third triple play in club history and the first 'round the horn...it came in the 6th inning with the bases loaded and the Rays trailing, 3-2...they won it 5-3, their 90th win of the season.
- + During the final 24-game run—in which the Rays made up 9 games in the AL Wild Card race in September—he reached base 49 times, 2nd most in the majors during that span behind DET Miguel Cabrera (54).
- + Over the last two years he has 119 RBI in 143 road games, 2nd-most road RBI in the majors over that span behind Adrian Gonzalez (121 in 160 games).
- + Apart from his stay on the DL, started 132 of the team's 136 games (129-3B, 3-DH)...missed 4 straight starts June 5-8 with a stomach flu.
- + The Rays went 72-59 with Longoria in the starting lineup...in the 72 wins, he batted .308/.415/.637, going 83-for-271 with 24 HR, 18 doubles and 76 RBI...in the 59 losses hit .162/.275/.310, going 34-for-210 with 7 HR, 8 2B and 23 RBI.
- + With 113 HR and 401 RBI for his 4-year career, became the first third baseman and 13th player since 1900 to accumulate 100 HR and 400 RBI in his first 4 seasons in the majors...there are 6 Hall of Famers on the list (Joe DiMaggio, Ted Williams, Ralph Kiner, Chuck Klein, Orlando Cepeda and Earl Averill)...only 5 players—no third basemen—have matched his totals for doubles (147), home runs (113) and RBI (401) through their first four seasons: Albert Pujols, Mark Teixeira, Ryan Braun, Ted Williams and Chuck Klein.
- + Has amassed 268 extra-base hits in his first 4 seasons, 2nd most ever by a third baseman behind Hall of Famer Eddie Mathews' 273...his 401 RBI and 268 extra-base hits lead all major league third basemen over the past 4 seasons.
- + In six seasons in the Rays organization, has never played for a losing team and has reached the postseason 5 times: three with the Rays, one with Triple-A Durham and one with Double-A Montgomery...overall his teams are a combined 124 games over .500 (495-371, .572).
- + Since making his ML debut on April 12, 2008, he leads all major league third basemen in games (551), total chances (1,539), assists (1,037) and has participated in 53 more double plays than any other third sacker...also leads all third basemen in RBI and extra-base hits during that span...the Rays had used 34 different starters there before his arrival.
- + Averaged an RBI every 4.88 at-bats, 5th best in the majors behind TEX Adrian Beltre (4.64), MIL Prince Fielder (4.74), LAD Matt Kemp (4.78) and PHI Ryan Howard (4.80)...averaged an RBI every 4.22 at bats on the road, tops in the majors...had seven 4-RBI games, tied for 2nd most in the majors...had 18 RBI in interleague play, tied for the major league lead with MIN Danny Valencia...tied the club record for most interleague RBI in a season held by Fred McGriff (2001) and Gerald Williams (2000).
- + Hit his 100th career home run on Aug 12 off NYY CC Sabathia to pass Fred McGriff (99) for sole possession of 4th place on the Rays all-time HR list...has 4 career HR off Sabathia, his

### WALK-OFF HOME RUNS TO CLINCH A POSTSEASON BERTH

| PLAYER               | DATE         | GAME | PITCHER            | SCORE    |
|----------------------|--------------|------|--------------------|----------|
| *Evan Longoria, TB   | Sep 28, 2011 | 162  | Scott Proctor, NYY | 8-7 (12) |
| Jay Bruce, CIN       | Sep 28, 2010 | 157  | Tim Lincecum, HOU  | 3-2      |
| Steve Finley, LAD    | Oct 2, 2004  | 160  | Wayne Franklin, SF | 7-3      |
| Alfonso Soriano, NYY | Sep 24, 1999 | 153  | Norm Charlton, TB  | 4-3 (11) |
| Hank Aaron, MIL-NL   | Sep 23, 1957 | 150  | Billy Muffett, STL | 4-2 (11) |
| *Bobby Thomson, NYG  | Oct 3, 1951  | 157  | Ralph Branca, BRK  | 5-4      |

\*FINAL REGULAR SEASON GAME

most against any opposing pitcher...only one active player, CHC Alfonso Soriano (6), has more home runs off Sabathia.

- + Batted leadoff in 3 straight games from May 28-30 for the first time of his career...went 5-for-11 with a HR, 2B, 4 BB and 3 R...went 2-for-4 with a HR on May 28 vs. CLE, becoming the first player in Rays history to homer in his first career game batting leadoff...was batting .133 (6-for-45) in his previous 12 games before May 28.

**MOST RBI, MLB, 2008-11**

|                      | G          | RBI        |
|----------------------|------------|------------|
| Ryan Howard          | 617        | 511        |
| Albert Pujols        | 614        | 468        |
| Mark Teixeira        | 627        | 462        |
| Miguel Cabrera       | 631        | 461        |
| Prince Fielder       | 644        | 446        |
| Adrian Gonzalez      | 641        | 436        |
| Ryan Braun           | 616        | 434        |
| <b>Evan Longoria</b> | <b>563</b> | <b>401</b> |
| Matt Kemp            | 637        | 392        |
| Alex Rodriguez       | 498        | 390        |

**MOST EXTRA-BASE HITS, MLB, 2008-11**

|                      | G          | XBH        |
|----------------------|------------|------------|
| Albert Pujols        | 614        | 322        |
| Ryan Braun           | 616        | 308        |
| Miguel Cabrera       | 631        | 305        |
| Mark Teixeira        | 627        | 294        |
| Ryan Howard          | 617        | 287        |
| Prince Fielder       | 644        | 282        |
| Robinson Cano        | 639        | 281        |
| Adrian Gonzalez      | 641        | 277        |
| Joey Votto           | 593        | 270        |
| <b>Evan Longoria</b> | <b>563</b> | <b>268</b> |

**MOST POSTSEASON HOME RUNS BEFORE AGE 26, ALL-TIME**

|                      |          |
|----------------------|----------|
| Albert Pujols        | 10       |
| Mickey Mantle        | 9        |
| Manny Ramirez        | 9        |
| <b>Evan Longoria</b> | <b>8</b> |

- + On June 12 at BAL hit the first inside-the-park of his career off Jeremy Accardo in the Rays 9-6 win...was the 9th in club history and one of 2 the Rays hit in 2011...also Ben Zobrist on Sep 25 vs. TOR.
- + Went 4-for-6 with 2 HR and 5 RBI on June 26 at HOU...went 8-for-14 with 3 HR, 3 2B and 10 RBI in that series.
- + On July 25 at OAK, drew a career-high and franchise record-tying 4 BB...the previous day he fanned 4 times at KC...according to Stats Inc., it was just the 4th time since 1946 a player followed a 4-plus strikeout game with a 4-plus walk game.

- + **POSTSEASON:** Longoria and B.J. Upton are the only Rays to play in all 25 of the team's post-season games...his 8 postseason home runs are 4th most all-time by a player before his 26th birthday (see chart)...only 8 active players played in as many postseason games before the age of 26: Andruw Jones (56), Derek Jeter (45), Chipper Jones (39), Albert Pujols (37), Elvis Andrus (33), Edgar Renteria (29), Yadier Molina (28) and Dustin Pedroia (25).
- + In the 2011 ALDS, went 3-for-8 in Games 1 and 2 at Texas and 0-for-7 with 5 strikeouts in Games 3 and 4 at home...in Game 2 hit a 3-run home run off Koji Uehara in the 7th inning to trim the Rays deficit to 7-6 in the eventual 8-6 loss.

**CAREER HIGHLIGHTS**

- + In **2010**, at age 24, became the first third baseman (AL or NL) to make the All-Star Team in each of his first three seasons.
- + Averaged 40 doubles, 27 HR and 101 RBI in his first three seasons...only two other players in major league history averaged at least 40 doubles, 25 HR and 100 RBI in their first three seasons: BOS Ted Williams and STL Albert Pujols.
- + Became the fifth player all-time with at least 20 HR and 30 doubles in each of his first three major league seasons, joining STL Albert Pujols (first 10 seasons), NYY Joe DiMaggio (four), BOS Ted Williams (four) and SF Orlando Cepeda (three).
- + Won his second consecutive Rawlings Gold Glove award...only two major league third basemen have won two Gold Gloves at a younger age since the awards began in 1957: BAL Brooks Robinson (1960-61) and OAK Eric Chavez (2001-02).
- + Finished 8th in the AL MVP voting, the highest finish of any Ray in club history...Ben Zobrist (8th, 2009) and Carl Crawford (7th, 2010) are the only other Rays to finish in the top 10.
- + Played in 151 of the first 152 games before missing the final 10 games with a left quadriceps strain suffered on a defensive play Sep 23 at NYY...prior to that, had played in 102 straight games, and 233 of the Rays last 234 games dating back to 2009, with the lone exception May 23 at HOU (day off).
- + Tied for 2nd in the majors with 46 doubles, three shy of leader BOS Adrian Beltre (49) and one shy of Aubrey Huff's club record (47 in 2003)...became the first Ray with a pair of 40-double seasons (also 44 in 2009)...his 121 doubles through his first three seasons have been topped by only five players in major league history...since World War II, only two others have collected as many doubles in their

first three seasons: STL Albert Pujols (138) and NYY Hideki Matsui (121).

- + On Opening Day hit what remains the 3rd-longest HR in Tropicana Field history, a 473-ft. solo shot off BAL Kevin Millwood...it landed in the first row of the 10th Party Deck in LF, the second homer ever to land in that section on the fly...the first was Vinny Castilla on April 4, 2001 vs. BOS, a 478-ft. blast that remains the longest ever hit in the building.

### FIRST FOUR MAJOR LEAGUE SEASONS, THIRD BASEMEN, ALL-TIME

#### MOST DOUBLES

|                      |                |            |
|----------------------|----------------|------------|
| Pinky Whitney        | 1928-31        | 155        |
| <b>Evan Longoria</b> | <b>2008-11</b> | <b>147</b> |
| David Wright         | 2004-07        | 141        |
| Eric Hinske          | 2002-05        | 127        |
| Shea Hillenbrand     | 2001-04        | 134        |

#### MOST HOME RUNS

|                      |                |            |
|----------------------|----------------|------------|
| Eddie Mathews        | 1952-55        | 153        |
| Mark Reynolds        | 2007-10        | 121        |
| Troy Glaus           | 1998-2001      | 118        |
| <b>Evan Longoria</b> | <b>2008-11</b> | <b>113</b> |
| Bob Horner           | 1978-81        | 106        |

#### MOST EXTRA-BASE HITS

|                      |                |            |
|----------------------|----------------|------------|
| Eddie Mathews        | 1952-55        | 273        |
| <b>Evan Longoria</b> | <b>2008-11</b> | <b>268</b> |
| David Wright         | 2004-07        | 246        |
| Harford Cliff        | 1934-37        | 238        |
| Troy Glaus           | 1998-2001      | 234        |

#### MOST RBI

|                      |                |            |
|----------------------|----------------|------------|
| Pinky Whitney        | 1928-31        | 409        |
| <b>Evan Longoria</b> | <b>2008-11</b> | <b>401</b> |
| Eddie Mathews        | 1952-55        | 397        |
| David Wright         | 2004-07        | 365        |
| Mark Reynolds        | 2007-10        | 346        |

- + On Aug 8 at TOR, singled off Brandon Morrow with 2 outs in the 9th inning to end his no-hit bid...became the third Ray to break up a no-hitter in the 9th inning, first with 2 outs...was the 10th player in the last 20 years to do it with 2 outs in the 9th.
- + Named AL Player of the Week for Aug 16-22, after hitting .393 (11-for-26) with 3 HR, 12 RBI, 4 2B and 1 3B with a .929 SLG...was the fifth weekly honor of his career, currently the most in club history.
- + **ALL-STAR GAME:** At the All-Star Game—held July 13 at Angel Stadium, just minutes away from his hometown of Downey, Calif.—doubled off COL Ubaldo Jimenez in his first at-bat, and walked and scored the lone run for the AL in his second trip to the plate.
- + Elected by fans as the starting AL third baseman—the second time he was voted to start, but his first start (did not play in 2009 due to injury)...Longoria, Carl Crawford and David Price together became the first Rays to start the Midsummer Classic...Jose Canseco was elected as the starting DH in 1999 but did not play due to injury...received nearly 4 million fan votes.
- + **POSTSEASON:** Went 3-for-4 with 2 doubles and a 2-run home run the Rays 5-2 win in Game 4 at Texas...his 3 extra-base hits tied a LDS record...was 1-for-16 in the other 4 games of the ALDS.
- + In **2009** totaled 33 homers, 44 doubles and 113 RBI...only three others in major league history reached those numbers in one season before the age of 24...joined STL Albert Pujols (2001, '03), SEA Alex Rodriguez (1996) and CLE Hal Trosky (1934, '36).
- + Became one of seven players in major league history to reach the 30-HR/40-2B/100-RBI 100-R milestones in one season before age 24, joining CLE Hal Trosky (1934, '36), BOS Ted Williams (1939), SEA Alex Rodriguez (1996), STL Albert Pujols (2001-03) and FLA Miguel Cabrera (2005)...is the only player in Rays history (any age) to reach those numbers in one season.
- + Ranked among AL leaders with 113 RBI (4th), 44 2B (7th), 33 HR (tied for 8th), 77 extra-base hits (4th), 307 total bases (tied for 7th) and 10 IBB (tied for 5th).
- + Earned the Rawlings AL Gold Glove Award for third base...was the youngest to win an AL Gold Glove at any position since OAK Eric Chavez in 2001.
- + Earned the AL Silver Slugger Award for third base, the youngest in either league to win the award in 2009...is one of 3 Rays to win the award: Carlos Peña in 2007 and Carl Crawford in 2010.
- + Was the youngest 3B in either league to win both the Gold Glove and Silver Slugger in the same season since the Silver Slugger Award began in 1980...only three players have won both awards in the same season at a younger age: TEX Ivan Rodriguez at 22 in 1994; SEA Ken Griffey Jr. at 21 in 1991; and SD Benito Santiago at 23 in 1988.
- + He and Carlos Peña combined for 72 HR, most of any two teammates in the AL...he and Peña became the first Rays teammates to collect 100 RBI, let alone reach 30/100.
- + Remains the only AL player since 1954 to total at least 10 HR, 20 doubles and 50 RBI through his team's first 50 games.
- + Named AL Player of the Month for April, becoming the first Rookie of the Year from either league to earn Player (or Pitcher) of the Month honors in April of the following year...hit .369 with 6 HR, 24 RBI, 11 2B and a .714 SLG...led AL



- in doubles, extra-base hits and total bases and tied for 1st in slugging and RBI...set club record for April in batting avg. and tied club RBI mark.
- + Was named AL Player of the Week three times (April 5-12, April 27-May 3, Aug 31-Sep 6), most of any player in the majors.
  - + Had a stretch of 10 games (April 30-May 9) in which he totaled 24 RBI.
  - + Hit 2 HR on Aug 4 vs. BOS, including a 13th-inning walk-off against Takashi Saito...also struck out 4 times, becoming the only player since 1954 to record 2 HR and 4 SO in the same game.
  - + Had a 12-game hitting streak Aug 29-Sep 8 (.417; 20-for-48, 6-2B, 5-HR, 15-RBI)...this included streaks of 8 straight games with an RBI, tying a club record, and 8 straight games with an extra-base hit, setting a club record... the streaks all ended Sep 9 at NYY.
  - + Hit .347 (25-for-72) against Boston with 8 HR, 27 RBI and 9 2B...in ML history, only four players have hit more HR vs. Boston in one season: NYY Mickey Mantle (11 in 1954 and 9 in 1958), DET Al Kaline (10 in 1959), WAS Frank Howard (9 in 1969), CLE Joe Gordon (9 in 1947) and MIN Harmon Killebrew (9 in 1964)...27 RBI ranked 5th all-time vs. Boston, and two behind Kaline's record of 29 in 1959.
  - + Led the AL with 27 GDP on the year, a club record (Jorge Cantu had 24 in 2005).
  - + **ALL-STAR GAME:** Was elected by the fans as the starting AL third baseman but was unable to play due to an infection on the ring finger of his right hand...finished with the third-most votes among AL players behind NYY Derek Jeter and MIN Joe Mauer...at 23, would have been the youngest player in 11 years to start for the AL (SEA Alex Rodriguez was 22 in 1998).
  - + Unseated NYY Alex Rodriguez as the leading AL third base vote-getter, after A-Rod had been voted in by fans for all five years (2004-08) since he converted from shortstop.
  - + **WORLD BASEBALL CLASSIC:** Added to Team USA, replacing Chipper Jones...struck out as a pinch-hitter in his only plate app in USA's 9-4 loss to Japan in the elimination game.
  - + After 6 games in the majors, signed a contract April 18, **2008** worth a guaranteed \$17.5 million over six years and potentially \$44 million over nine years...it is the longest contract in club history, both in guaranteed and potential years...will donate up to \$725,000 to the Rays Baseball Foundation over the life of the deal... part of his donation went toward the renovation of the Azalea Park Little League field in St. Petersburg.
  - + Named 2008 AL Rookie of the Year by the BBWAA...received all 28 first-place votes...was the seventh AL rookie to win the award unanimsously and first since Nomar Garciaparra in 1997...the others: NYY Derek Jeter (1996), CAL Tim Lincecum (1993), CLE Sandy Alomar Jr. (1990), OAK Mark McGwire (1987) and BOS Carlton Fisk (1972)...became first Ray to win a national BBWAA award.
  - + Received the *Sporting News* Rookie of the Year and was named to the Rookie All-Star Team.
  - + Despite missing 30 games with a fractured right wrist, led all major league rookies in HR, RBI, slugging pct., extra-base hits (60) and total bases (238)...ranked 2nd among AL rookies in doubles, 3rd in walks and 4th in runs scored.
  - + His 27 HR were the most by an AL rookie since BOS Nomar Garciaparra (30) in 1997...ranked 4th all-time among rookie third basemen in homers behind CLE Al Rosen (37, 1950), MIL Ryan Braun (34, 2007) and SF Jim Ray Hart (31, 1964).
  - + His team-high .531 slugging pct. ranked 8th in the AL...matched Lou Gehrig's SLG as a rookie in 1925...it was the 3rd highest by any rookie 3B in major league history, behind MIL Ryan Braun (.634 in 2007) and CLE Al Rosen (.543 in 1950).
  - + Selected from Triple-A Durham on April 12 and joined the Rays in their 11th game...played in all 104 games (103 starts), hitting mostly fifth and cleanup, until he was hit by a pitch from J.J. Putz on Aug 10 at SEA and suffered a fractured right wrist...was placed on the DL on Aug 11, retroactive to Aug 8, and activated on Sep 6, but did not return to the lineup until Sep 13 at NYY.
  - + His .963 fielding pct. has been topped by only one other AL rookie third baseman in the last four decades: Akinori Iwamura (.975) with the Rays in 2007...also played one game at shortstop for the first time in his professional career June 29 vs. CHC after Jason Bartlett was a late scratch.
  - + Named the team's Outstanding Rookie by the Tampa Bay Chapter of the BBWAA...set Rays rookie records in HR, extra-base hits and slugging while placing 2nd in RBI (Delmon Young 93 in 2007) and 3rd in doubles.
  - + Named AL Rookie of the Month in June after hitting .300 with 11 2B, 8 HR, 19 RBI and a .650 SLG for the month.
  - + Hit 3 home runs on Sep 18 vs. MIN, becoming the second Ray ever to hit 3 in one game (also Jonny Gomes, July 30, 2005 vs. KC)...was the first rookie 3B to hit 3 HR in a game since



SKIP MILOS

Sep 27, 1952, when BOS-NL Eddie Mathews did it against the Dodgers in Brooklyn.

- + On May 25 vs. BAL he tallied a Rays rookie-record 6 RBI in an 11-4 win...hit 2 HR in the first two innings, his first career multi-HR game.
- + Made his major league debut April 12 vs. BAL, starting at 3B and batting sixth...went 1-for-3 with a BB and RBI, his first hit and RBI coming on his 6th-inning groundball single to left off Daniel Cabrera.
- + Hit his first career home run on April 14 vs. NYY off Brian Bruney to tie the game, 7-7, and drew a curtain call as the back end of back-to-back homers with B.J. Upton.
- + Became one of six major leaguers to get an at-bat in a World Series and an All-Star Game as a rookie: NYY Joe DiMaggio (1936), NYY Tom Tresh (1962), BOS Fred Lynn (1975), LAD Steve Sax (1981-82) and NYY Hideki Matsui (2003).
- + **ALL-STAR GAME:** Named to the AL All-Star Team after winning the "Final Vote" fan ballot with a record 9 million votes...became the youngest Rays position player ever to make the club...was the third rookie 3B ever to make the AL squad, joining KC Kevin Seitzer (1987) and MIN Rich Rollins (1962)...was the first rookie 3B in 20 years (CIN Chris Sabo, 1988) in either league to make it.
- + Went 1-for-4 with a ground-rule RBI double as he entered the game as a pinch-hitter...plated CLE Grady Sizemore, tying the game at three and forcing extra innings, as the AL went on to win 4-3 in 15...became the first rookie to collect an RBI in the Midsummer Classic since NYY Tom Tresh in 1962 (double off STL Bob Gibson).
- + Became the sixth rookie to participate in the Home Run Derby since it began in 1985, and the first Ray...at 22 years, 283 days old, became the youngest participant since SEA Ken Griffey Jr. in 1992 (22 years, 234 days) and the third-youngest participant ever (also OAK Jose Canseco, 22 in 1986).
- + **POSTSEASON:** Slugged 6 home runs to set a major league record for a rookie in a single postseason (prev. 4, FLA Miguel Cabrera in 2003)...was the youngest player in major league history to hit 6 or more homers in a single postseason...turned 23 on Oct 7, between the ALDS and ALCS...4 of his 6 homers came in the ALCS vs. Boston, tying the all-time LCS record at the time...TEX Nelson Cruz broke the record in 2011 with 6 HR.
- + Only five players have hit more HR in a single postseason: SF Barry Bonds (8 in 2002), HOU Carlos Beltran (8 in 2004), TEX Nelson Cruz (8 in 2011), ANA Troy Glaus (7 in 2002) and TB B.J. Upton (7 in 2008).
- + Homered on his first two swings of the postseason, both coming in Game 1 of the ALDS at Tropicana Field...became the second player in MLB history to homer in his first two postseason at-bats, joining MIN Gary Gaetti in 1987...Gaetti was Evan's former hitting coach at Durham...at age 22, became the 3rd-youngest player to homer twice in a postseason game, behind ATL Andruw Jones in 1996 (19) and NYY Tony Kubek in 1957 (20).
- + Combined with B.J. Upton to hit 13 HR in the postseason, tied for 2nd most of any pair of teammates in major league history (SF Barry Bonds and Rich Aurilia hit 14 in 2002; TEX Nelson Cruz and Adrian Beltre hit 13 in 2011)...8 of the 13 came in the ALCS, most by any duo in a single series in postseason play...he and Upton were also the first teammates under 25 to have multi-homer games in one postseason.
- + His 4 HR in the ALCS came in four consecutive games (Games 2-5), tying an LCS record...went back-to-back with Carlos Peña in Game 4 and Game 5, the first time teammates had done it twice in a postseason series.
- + Totaled 13 RBI in the postseason...8 of them came in the ALCS, tying CIN Pat Duncan (1919)

- for most RBI by a rookie in a single postseason series...9 of his 12 postseason hits went for extra bases.
- + Played in a total of 171 games in **2007** combining Double-A Montgomery (105), Durham regular season (31) and postseason (8), Arizona Fall League (12) and Team USA (15)...batted .298 (188-for-630) with 42 doubles, 33 home runs and 115 RBI.
- + Named Southern League MVP despite a promotion to Durham on Aug 1...at the time of his promotion was tied for the league lead in home runs (21), a Montgomery single-season record...led the league in slugging (.518).
- + Hit .375 (12-for-32) for Durham during the postseason.
- + In November helped Team USA win their first IBAF World Cup since 1974 as the U.S. ended Cuba's 33-year dominance with a 6-3 win over the Cubans in the gold medal game in Taiwan.
- + Selected by the Rays with the third overall pick in the **2006** June Draft and signed a contract within 20 minutes of his selection...entered draft day ranked as the top position player and best pure college hitter in the draft by *Baseball America*.
- + Made three stops in his first professional season spending time at Short-A Hudson Valley, Class-A Visalia and Montgomery...combined at all stops to bat .315 with 14 doubles, 18 HR and 58 RBI in 62 games...ranked 4th among Rays farmhands in homers despite the short season.
- + Made his pro debut with Hudson Valley hitting .424 (14-for-33)...joined Montgomery on Aug 4, helping the Biscuits down the stretch and through their Southern League championship run.
- + Appeared in all seven Montgomery playoff games batting .345 with 3 HR, 6 RBI and 8 runs scored...belted a 2-run, 2-out, walk-off home run in the 9th inning Sep 9 vs. Jacksonville (Dodgers) to give the Biscuits a 2-0 win and clinch the first-round series sweep.

## AMATEUR CAREER

- + Went from being undrafted in high school, to Rio Hondo Junior College to becoming the highest-drafted player ever out of Long Beach State University (third overall in 2006).
- + Named the Big West Conference's 2006 co-Player of the Year, third team All-America by *Collegiate Baseball* and a finalist for the Golden Spikes Award given to the top player in college baseball after batting .353 (71-201) with 11 HR and 43 RBI in his junior year for LBSU...led the conference with a .603 SLG and .468 OBP.

- + In his two-year career at LBSU, batted .336 with 16 HR and 73 RBI...played primarily third base, but as a sophomore in 2005, he filled in at shortstop for the injured Troy Tulowitzki, the Rockies first-round selection in 2005 (seventh overall).
- + Played his freshman season at Rio Hondo Junior College (Calif.) where he batted .430 with 8 HR and 64 RBI to earn All-Foothill and first team All-State honors...ranked second in the Foothill Conference in batting and led the league in RBI and runs.
- + Named the Cape Cod League MVP in 2005 after leading the wood-bat league in homers (8), RBI (35), slugging (.500) and extra-base hits (16)...*Baseball America* named him a first-team summer All-America selection...played with the Chatham A's on a team that featured five of the first 39 picks in the 2006 June Draft.
- + Attended St. John Bosco High School in Bellflower, Calif., where he played four years of varsity ball for the Braves...St. John Bosco is the alma mater of Nomar Garciaparra (Class of 1991)...batted .400 with 6 HR as a senior, earning first-team All-Sierra League honors.

## PERSONAL & MISC.

- + He studied criminology at LBSU.
- + His father, Mike, is of Mexican descent and his mother Ellie's family is from Ukraine...Evan is the oldest of their four children...Mike is a maintenance worker in the Long Beach school district...Ellie is a manager in a medical office.

## CAREER HIGHS

|                               |                          |
|-------------------------------|--------------------------|
| <b>HITS</b>                   | <b>WALKS</b>             |
| 4, 3x-last 6/26/11 at HOU     | 4, 7/25/11 at OAK        |
| <b>HITTING STREAK</b>         | <b>STRIKEOUTS</b>        |
| 12G, 2x-last 4/23/10 – 5/6/10 | 4, 2x-last 7/24/11 at KC |
| <b>RBI</b>                    | <b>STOLEN BASES</b>      |
| 6, 5/24/08 vs. BAL            | 2, 5/19/10 at NYY        |
| <b>RUNS</b>                   |                          |
| 4, 6/9/08 at LAA              |                          |

## HOME RUN HIGHLIGHTS

|   |
|---|
| <b>GRAND SLAMS (2)</b>  |
| 5/1/09 vs. BOS (Justin Masterson);<br>7/19/08 vs. TOR (Roy Halladay)  |
| <b>MULTI-HR GAMES (9)</b>   |
| 3, 9/18/08 vs. MIN; 2, 8x-last 9/28/11 vs. NYY  |
| <b>WALK-OFF (4)</b>   |
| 9/28/11 vs. NYY (Scott Proctor); 6/28/11 vs. CIN (Logan Ondrusek); 8/4/09 vs. BOS (Takashi Saito); 4/9/08 vs. LAA (Justin Speier) |
| <b>INSIDE-THE-PARK (1)</b>  |
| 6/12/11 at BAL (Jeremy Accardo)   |

## CAREER BATTING

| YEAR                | CLUB          | AVG  | G   | AB   | R   | H   | 2B  | 3B | HR  | RBI | SH | SF | HB | BB-I   | SO  | SB | CS | GDP | SLG  | OBP  | E  |
|---------------------|---------------|------|-----|------|-----|-----|-----|----|-----|-----|----|----|----|--------|-----|----|----|-----|------|------|----|
| 2006                | Hudson Valley | .424 | 8   | 33   | 5   | 14  | 1   | 1  | 4   | 11  | 0  | 1  | 0  | 5-0    | 5   | 1  | 0  | 0   | .879 | .487 | 1  |
|                     | Visalia       | .327 | 28  | 110  | 22  | 36  | 8   | 0  | 8   | 28  | 1  | 2  | 2  | 13-4   | 19  | 1  | 1  | 2   | .618 | .402 | 1  |
|                     | Montgomery    | .267 | 26  | 105  | 14  | 28  | 5   | 0  | 6   | 19  | 0  | 3  | 0  | 1-0    | 20  | 2  | 1  | 1   | .486 | .266 | 4  |
| 2007                | Montgomery    | .307 | 105 | 381  | 78  | 117 | 21  | 0  | 21  | 76  | 0  | 3  | 12 | 51-5   | 81  | 4  | 0  | 7   | .528 | .403 | 11 |
|                     | Durham        | .269 | 31  | 104  | 19  | 28  | 8   | 0  | 5   | 19  | 0  | 1  | 1  | 22-0   | 29  | 0  | 0  | 1   | .490 | .398 | 2  |
| 2008                | Durham        | .200 | 7   | 25   | 2   | 5   | 0   | 0  | 0   | 1   | 0  | 0  | 1  | 4-1    | 5   | 0  | 0  | 1   | .200 | .333 | 0  |
|                     | Tampa Bay     | .272 | 122 | 448  | 67  | 122 | 31  | 2  | 27  | 85  | 0  | 8  | 6  | 46-4   | 122 | 7  | 0  | 8   | .531 | .343 | 12 |
| 2009                | Tampa Bay     | .281 | 157 | 584  | 100 | 164 | 44  | 0  | 33  | 113 | 0  | 7  | 8  | 72-11  | 140 | 9  | 0  | 27  | .526 | .364 | 13 |
| 2010                | Tampa Bay     | .294 | 151 | 574  | 96  | 169 | 46  | 5  | 22  | 104 | 0  | 10 | 5  | 72-12  | 124 | 15 | 5  | 15  | .507 | .372 | 14 |
| 2011                | Tampa Bay     | .244 | 133 | 483  | 78  | 118 | 26  | 1  | 31  | 99  | 0  | 5  | 6  | 80-6   | 93  | 3  | 2  | 11  | .495 | .355 | 14 |
|                     | Montgomery    | .267 | 4   | 15   | 5   | 4   | 0   | 0  | 3   | 3   | 0  | 0  | 1  | 1-0    | 2   | 0  | 0  | 0   | .867 | .353 | 0  |
| Minor League Totals |               | .300 | 209 | 773  | 145 | 232 | 43  | 1  | 47  | 157 | 1  | 10 | 17 | 97-10  | 161 | 8  | 2  | 12  | .541 | .386 | 19 |
| Major League Totals |               | .274 | 563 | 2089 | 341 | 573 | 147 | 8  | 113 | 401 | 0  | 30 | 25 | 270-33 | 479 | 34 | 7  | 61  | .515 | .360 | 53 |

1: Selected by the Tampa Bay Rays in the first round (third overall) of the 2006 June Draft...signed by Fred Repke.

## ALL-STAR BATTING

| YEAR   | CLUB               | AVG                            | G | AB | R | H | 2B | 3B | HR | RBI | SH | SF | HB | BB-I | SO | SB | CS | GDP | SLG   | OBP   | E |
|--------|--------------------|--------------------------------|---|----|---|---|----|----|----|-----|----|----|----|------|----|----|----|-----|-------|-------|---|
| 2008   | AL, New York       | .250                           | 1 | 4  | 0 | 1 | 1  | 0  | 0  | 1   | 0  | 0  | 0  | 0-0  | 2  | 0  | 0  | 0   | .500  | .250  | 0 |
| 2009   | AL, St. Louis      | Elected—Did Not Play (Injured) |   |    |   |   |    |    |    |     |    |    |    |      |    |    |    |     |       |       |   |
| 2010   | AL, Los Angeles-AL | 1.000                          | 1 | 1  | 1 | 1 | 1  | 0  | 0  | 0   | 0  | 0  | 0  | 1-0  | 0  | 0  | 0  | 0   | 2.000 | 1.000 | 0 |
| Totals |                    | .400                           | 2 | 5  | 1 | 2 | 2  | 0  | 0  | 1   | 0  | 0  | 0  | 1-0  | 2  | 0  | 0  | 0   | .800  | .500  | 0 |

## WORLD BASEBALL CLASSIC BATTING

| YEAR | CLUB          | AVG  | G | AB | R | H | 2B | 3B | HR | RBI | SH | SF | HB | BB-I | SO | SB | CS | GDP | SLG  | OBP  | E |
|------|---------------|------|---|----|---|---|----|----|----|-----|----|----|----|------|----|----|----|-----|------|------|---|
| 2009 | United States | .000 | 1 | 1  | 0 | 0 | 0  | 0  | 0  | 0   | 0  | 0  | 0  | 0-0  | 1  | 0  | 0  | 0   | .000 | .000 | 0 |

## POSTSEASON BATTING

| YEAR              | SERIES | CLUB       | AVG  | G  | AB | R  | H  | 2B | 3B | HR | RBI | SH | SF | HB | BB-I | SO | SB | CS | GDP | SLG  | OBP  | E |
|-------------------|--------|------------|------|----|----|----|----|----|----|----|-----|----|----|----|------|----|----|----|-----|------|------|---|
| 2008              | ALDS   | TB vs. CWS | .267 | 4  | 15 | 2  | 4  | 0  | 0  | 2  | 3   | 0  | 0  | 0  | 2-0  | 6  | 1  | 0  | 0   | .667 | .353 | 0 |
|                   | ALCS   | TB vs. BOS | .259 | 7  | 27 | 8  | 7  | 3  | 0  | 4  | 8   | 0  | 0  | 0  | 3-0  | 5  | 0  | 0  | 3   | .815 | .333 | 3 |
|                   | WS     | TB vs. PHI | .050 | 5  | 20 | 0  | 1  | 0  | 0  | 0  | 2   | 0  | 0  | 0  | 0-0  | 9  | 0  | 0  | 0   | .050 | .050 | 1 |
| 2010              | ALDS   | TB vs. TEX | .200 | 5  | 20 | 2  | 4  | 2  | 0  | 1  | 2   | 0  | 0  | 0  | 1-0  | 4  | 0  | 0  | 0   | .450 | .238 | 2 |
| 2011              | ALDS   | TB vs. TEX | .188 | 4  | 16 | 2  | 3  | 0  | 0  | 1  | 3   | 0  | 0  | 0  | 2-0  | 8  | 0  | 0  | 0   | .375 | .278 | 0 |
| DS Totals         |        |            | .216 | 13 | 51 | 6  | 11 | 2  | 0  | 4  | 8   | 0  | 0  | 0  | 5-0  | 18 | 1  | 0  | 0   | .490 | .286 | 2 |
| LCS Totals        |        |            | .259 | 7  | 27 | 8  | 7  | 3  | 0  | 4  | 8   | 0  | 0  | 0  | 3-0  | 5  | 0  | 0  | 3   | .815 | .333 | 3 |
| WS Totals         |        |            | .050 | 5  | 20 | 0  | 1  | 0  | 0  | 0  | 2   | 0  | 0  | 0  | 0-0  | 9  | 0  | 0  | 0   | .050 | .050 | 1 |
| Postseason Totals |        |            | .194 | 25 | 98 | 14 | 19 | 5  | 0  | 8  | 18  | 0  | 0  | 0  | 8-0  | 32 | 1  | 0  | 3   | .490 | .255 | 6 |

## CAREER FIELDING

| YEAR      | POSITION   | PCT   | G   | PO  | A    | E  | TC   | DP  |
|-----------|------------|-------|-----|-----|------|----|------|-----|
| 2008      | Third Base | .963  | 119 | 86  | 230  | 12 | 328  | 26  |
|           | Shortstop  | 1.000 | 1   | 0   | 1    | 0  | 1    | 0   |
| 2009      | Third Base | .970  | 151 | 112 | 302  | 13 | 427  | 43  |
| 2010      | Third Base | .966  | 151 | 127 | 276  | 14 | 417  | 46  |
| 2011      | Third Base | .962  | 130 | 124 | 229  | 14 | 367  | 35  |
| Totals    |            | .966  | 551 | 449 | 1037 | 53 | 1539 | 150 |
| Shortstop |            | 1.000 | 1   | 0   | 1    | 0  | 1    | 0   |

## LEFT-RIGHT BREAKDOWN

|           | 2011 |     |    |    |     | CAREER |      |     |    |     |
|-----------|------|-----|----|----|-----|--------|------|-----|----|-----|
|           | AVG  | AB  | H  | HR | RBI | AVG    | AB   | H   | HR | RBI |
| vs. Left  | .258 | 120 | 31 | 10 | 33  | .284   | 589  | 167 | 32 | 111 |
| vs. Right | .240 | 363 | 87 | 21 | 66  | .271   | 1500 | 406 | 81 | 290 |



RIGHT-HANDED PITCHER  
**JOSH LUEKE 52**

Joshua William LUEKE (LOO-kee)

| BATS  | THROWS | HEIGHT | WEIGHT |
|-------|--------|--------|--------|
| RIGHT | RIGHT  | 6'5"   | 220    |

MAJOR LEAGUE SERVICE **95 days**  
 OPENING DAY AGE **27**  
 BORN **12/5/84** in Covington, KY  
 RESIDES **Fort Wright, KY**  
 CONTRACT STATUS **Signed through 2012**  
 ACQUIRED **From the Seattle Mariners along with cash considerations in exchange for C John Jaso, 11/27/11**  
 SIGNING SCOUT **Mark Gigler (Rangers)**

FOLLOW HIM @Josh\_Lueke

**X-RAY REPORT**

- + Josh enjoys hunting, fishing and poker...he hunts and fishes often on a 900-acre plot of land in Kentucky, owned by a friend, and hopes to take a trip next offseason to Idaho, Wyoming or Montana.
- + Majored in computer science in college...would be a computer programmer if he were not playing baseball.

**2011 SEASON**

- + Saw his first action in the major leagues...made the Mariners Opening Day roster and made 25 relief apps over two stints with Seattle.
- + Was optioned to Triple-A Tacoma on April 24...made 8 apps in his first stint, going 1-1 with 17.05 ERA (6.1-IP, 12-ER)...was recalled from Tacoma on July 21 and remained in the majors through season's end, compiling a 3.42 ERA (26.1-IP, 10-ER) in 17 apps with 21 SO and 7 BB.
- + Tossed at least 2 innings in 7 of his final 10 apps, beginning Aug 16...posted a 2.12 ERA (17-IP, 4-ER) when tossing at least 2 innings...did not allow a run over his last 7.2 innings (4 games) and did not allow a run in 7 of his last 8 apps.
- + Made his major league debut on April 3 at OAK...struck out the first batter he faced (Cliff Pennington) but totaled 0.2 IP, 2 H, 4 R/ER, 2 BB, 2 SO.
- + Recorded his first major league win April 11 vs. TOR with a perfect 9th inning in the Mariners 8-7 comeback win after trailing 7-0.

- + Held opposing left-handed hitters to a .220 avg. (13-for-59) with 0 HR...righties hit .313 (21-for-67) with 2 HR.
- + Compiled a 3.72 ERA (19.1-IP, 8-ER) in 14 games at Safeco Field...on the road had a 9.45 ERA (13.1-IP, 14-ER) in 11 games.
- + Pitched in 30 games for Tacoma, going 2-4 with a 2.76 ERA (42.1-IP, 13-ER)...went 11-for-13 in save opps...recorded 35 SO and 12 BB...was named to the Pacific Coast League midseason All-Star Team.

**CAREER HIGHLIGHTS**

- + Over five minor league seasons has compiled a 3.11 ERA with 38 saves and averaged 10.68 SO/9 IP (220-IP, 261-SO).
- + In **2010** combined to go 5-2 with 17 saves and a 1.86 ERA (63-IP, 13-ER) in four stops split between the Rangers and Mariners organizations...amassed 94 SO and only 15 BB in 63 innings...his average of 13.43 SO/9 IP ranked 7th among minor league relievers.
- + Opened the season at Class-A Hickory (Rangers) and posted 10 saves and a 0.46 ERA (19.2-IP, 1-ER) before a May 21 promotion to Double-A Frisco...acquired by the Mariners on July 9 in a six-player trade involving Cliff Lee...reported to Double-A West Tenn after the deal...made 6 scoreless apps (7.1-IP, 4-H, 0-BB, 14-SO) and was promoted to Triple-A Tacoma on July 31...made 3 scoreless postseason apps for the Rainiers and collected 2 saves.

- + Pitched in the Arizona Fall League for the Peoria Javelinas...made 10 apps, going 0-1 with 2 saves and a 0.79 ERA (11.1-IP, 1-ER).
- + Participated in the Major League Baseball Rookie Career Development Program.
- + Spent the **2009** campaign with Class-A Bakersfield (Rangers)...placed on restricted list May 28 for the remainder of the season...began the **2008** season with Class-A Clinton and was promoted to Bakersfield on April 28...combined to go 3-7 with a 4.67 ERA (69.1-IP, 36-ER) with 3 saves in 43 apps...made his pro debut in **2007** with Short-A Spokane (Rangers) in the Northwest League and moved to Clinton after 2 scoreless apps...combined for a .223 opp avg. (31-for-139).

## PERSONAL & MISC.

- + Began his collegiate career at St. Catharine College (Ky.)...transferred to Northern Kentucky University where he was used primarily as a starter...graduated from Scott High School in Taylor Mill, Ky.

## CAREER HIGHS

|                              |                          |
|------------------------------|--------------------------|
| <b>LONGEST OUTING:</b>       | <b>HR ALLOWED</b>        |
| 3.0, 2x-last 8/30/11 vs. LAA | 1, 2x-last 8/9/11 at TEX |
| <b>STRIKEOUTS</b>            | <b>RUNS ALLOWED</b>      |
| 4, 8/28/11 vs. CWS           | 4, 3x-last 9/4/11 at OAK |
| <b>WALKS</b>                 |                          |
| 2, 3x-last 9/4/11 at OAK     |                          |

## CAREER PITCHING

| YEAR                       | CLUB        | W         | L         | ERA         | G          | GS       | CG       | SHO      | SV        | IP           | H          | R         | ER        | HR        | HB        | BB-I        | SO         | WP        | BK       |
|----------------------------|-------------|-----------|-----------|-------------|------------|----------|----------|----------|-----------|--------------|------------|-----------|-----------|-----------|-----------|-------------|------------|-----------|----------|
| 2007                       | Spokane     | 0         | 0         | 0.00        | 2          | 0        | 0        | 0        | 0         | 2.2          | 2          | 0         | 0         | 0         | 1         | 0-0         | 6          | 0         | 0        |
|                            | Clinton     | 0         | 3         | 3.34        | 20         | 0        | 0        | 0        | 6         | 35.0         | 29         | 19        | 13        | 4         | 3         | 10-0        | 31         | 3         | 0        |
| 2008                       | Clinton     | 1         | 1         | 2.61        | 8          | 0        | 0        | 0        | 2         | 10.1         | 10         | 3         | 3         | 0         | 1         | 2-0         | 12         | 1         | 0        |
|                            | Bakersfield | 2         | 6         | 5.03        | 35         | 0        | 0        | 0        | 1         | 59.0         | 65         | 39        | 33        | 6         | 4         | 16-0        | 72         | 3         | 0        |
| 2009                       | Bakersfield | 0         | 1         | 1.17        | 4          | 0        | 0        | 0        | 1         | 7.2          | 5          | 2         | 1         | 0         | 0         | 1-0         | 11         | 1         | 0        |
| 2010                       | Hickory     | 2         | 1         | 0.46        | 17         | 0        | 0        | 0        | 10        | 19.2         | 12         | 4         | 1         | 0         | 2         | 5-1         | 36         | 3         | 1        |
|                            | Frisco      | 1         | 1         | 3.86        | 15         | 0        | 0        | 0        | 1         | 18.2         | 18         | 9         | 8         | 2         | 0         | 5-0         | 26         | 2         | 0        |
|                            | West Tenn   | 1         | 0         | 0.00        | 6          | 0        | 6        | 0        | 3         | 7.1          | 4          | 0         | 0         | 0         | 0         | 0-0         | 14         | 0         | 0        |
|                            | Tacoma      | 1         | 0         | 2.08        | 12         | 0        | 0        | 0        | 2         | 17.1         | 14         | 5         | 4         | 0         | 0         | 5-0         | 18         | 1         | 0        |
| 2011                       | Seattle     | 1         | 1         | 6.06        | 25         | 0        | 0        | 0        | 0         | 32.2         | 34         | 22        | 22        | 2         | 0         | 13-1        | 29         | 5         | 0        |
|                            | Tacoma      | 2         | 4         | 2.76        | 30         | 0        | 0        | 0        | 11        | 42.1         | 34         | 17        | 13        | 1         | 5         | 12-1        | 35         | 1         | 0        |
| <b>Minor League Totals</b> |             | <b>10</b> | <b>17</b> | <b>3.11</b> | <b>149</b> | <b>0</b> | <b>0</b> | <b>0</b> | <b>38</b> | <b>220.0</b> | <b>193</b> | <b>98</b> | <b>76</b> | <b>13</b> | <b>16</b> | <b>56-2</b> | <b>261</b> | <b>15</b> | <b>1</b> |
| <b>Major League Totals</b> |             | <b>1</b>  | <b>1</b>  | <b>6.06</b> | <b>25</b>  | <b>0</b> | <b>0</b> | <b>0</b> | <b>0</b>  | <b>32.2</b>  | <b>34</b>  | <b>22</b> | <b>22</b> | <b>2</b>  | <b>0</b>  | <b>13-1</b> | <b>29</b>  | <b>5</b>  | <b>0</b> |

1: Selected by the Texas Rangers in the 17th round of the 2007 June Draft. 2: Acquired by the Seattle Mariners along with RH Blake Beavan, INF Matt Lawson and 1B Justin Smoak from Texas in exchange for LH Cliff Lee, RH Mark Lowe and cash considerations, July 9, 2010. 3: Acquired by the Tampa Bay Rays along with cash considerations from Seattle in exchange for C John Jaso, November 27, 2011.

## CAREER FIELDING

| YEAR | POSITION | PCT   | G  | PO | A | E | TC | DP |
|------|----------|-------|----|----|---|---|----|----|
| 2011 | Pitcher  | 1.000 | 25 | 0  | 3 | 0 | 3  | 0  |

## LEFT-RIGHT BREAKDOWN

|           | 2011 |    |    |    | CAREER |    |    |    |
|-----------|------|----|----|----|--------|----|----|----|
|           | AVG  | AB | H  | HR | AVG    | AB | H  | HR |
| vs. Left  | .220 | 59 | 13 | 0  | .220   | 59 | 13 | 0  |
| vs. Right | .313 | 67 | 21 | 2  | .313   | 67 | 21 | 2  |



LEFT-HANDED PITCHER

# JAKE McGEE 57

Jacob Daniel McGee

| BATS | THROWS | HEIGHT | WEIGHT |
|------|--------|--------|--------|
| LEFT | LEFT   | 6'3"   | 230    |

MAJOR LEAGUE SERVICE **127 days**OPENING DAY AGE **25**BORN **8/6/86 in San Jose, CA**RESIDES **Reno, NV**CONTRACT STATUS **Signed through 2012**ACQUIRED **Selected in the fifth round of the 2004 June Draft**SIGNING SCOUT **Fred Repke (Rays)**

## X-RAY REPORT

- + Jake and his wife, Morgan, spend their off-seasons in Reno, Nev. ...this winter they located two families with a total of seven foster children in Reno and provided Christmas gifts to the kids...on Christmas Eve—their second anniversary—Jake and Morgan delivered the presents and met the kids in person, a tradition they hope to continue every Christmas Eve.
- + This marked the first offseason Jake did not get a part-time job to keep himself busy...in the past he provided a courier service delivering papers to real estate brokers, and as a senior in high school he delivered car parts for ACDelco.
- + During a trip to New York last season, Jake and Morgan took a water taxi to visit the National September 11 Memorial & Museum.
- + Jake and Morgan are huge fans of the Atlanta Falcons.

## 2011 SEASON

- + Rookie made his first Opening Day roster and served two stints with the Rays: Opening Day through April 30 and July 15 through season's end.
- + Held lefties to a .164 avg. (10-for-61) but righties hit .400 (20-for-50).
- + Earned 5 wins out of the bullpen, 4 coming in September, tops among major league rookies...tied the club record for wins in September, joining David Price (2010)...earned the win in the final 2 games of the season (Sep 27-28 vs. NYY)...his other 2 wins in September came over Boston and Texas...walked only one batter in 10 September apps...the last AL rookie to

get 4 relief wins in September was TOR David Wells in 1987.

- + During his first stint with the Rays made 11 apps and compiled a 5.14 ERA (7-IP, 4-ER) with 3 BB and only 2 SO...opponents batted .367 (11-for-30).
- + During his second stint with the Rays went 5-2 with a 4.29 ERA (21-IP, 10-ER) in 26 apps...had 25 SO against 9 BB and posted a .235 (19-for-81) opp avg.
- + Inherited three bases-loaded situations with the Rays and struck out his only batter faced in each instance: Adrian Gonzalez on July 16 vs. BOS, Alex Avila on Aug 22 vs. DET and Jorge Posada on Sep 22 at NYY.
- + Allowed 3 HR in 3 consecutive apps over 5 days...on Aug 7 vs. OAK gave up a game-winning homer to Josh Willingham in the 10th inning and suffered his first career loss...in his next app (Aug 10 vs. KC) recorded his first career win when he allowed a 3-run HR to Melky Cabrera in the top of the 9th but got the win after the Rays scored 5 runs in the bottom of the 9th.
- + Allowed only 1 run in 2.2 IP in his win on Sep 18 at BOS, the longest outing of his career...the win moved the Rays to within 2 games of Boston in the AL Wild Card race...threw a career-high 43 pitches...allowed only 1 hit in 6 apps vs. the Red Sox on the year (4.1-IP, 1-BB, 5-SO).
- + Posted a 2.70 ERA (33.1-IP, 10-ER) in 24 apps with Triple-A Durham after being optioned...went 9-for-10 in save opps.
- + Entered the season rated by *Baseball America* as the No. 4 prospect in the Rays system.

## CAREER HIGHLIGHTS

- + Has averaged 10.43 SO/9 IP (654-IP, 758-SO) in his minor league career.
- + Was recalled from Durham on Sep 14, **2010** after transitioning to the bullpen with the Bulls... made 8 apps after his call-up, 7 of them scoreless, and did not allow a hit over his first 6 outings.
- + Was one of only two lefthanders to pitch out of the Rays bullpen in 2010, with Randy Choate.
- + Became one of only eight pitchers in history to not allow a hit over his first 6 major league apps...was the first since SF Jonathan Sanchez in 2006 (8 games) and first in the AL since SEA Brian Fuentes in 2001 (6)...Sanchez and MIN Garry Roggenburk (1963) share the major league record with 8 consecutive games without a hit to begin a career.
- + Made his major league debut on Sep 14 vs. NYY, entering in relief with two on and two out in the 5th...walked his first two batters, forcing in a run before striking out Derek Jeter to end the threat.
- + Began the year with Double-A Montgomery, where he made 19 starts before his Aug 7 promotion to Durham...went 3-7 with a 3.57 ERA (88.1-IP, 35-ER) and tallied 100 strikeouts (10.19 SO/9 IP).
- + For Durham went 1-1 with 1 save and a 0.52 ERA (17.1-IP, 9-H, 1-R/ER, 3-BB, 27-SO) in 11 games (1 start)...held opponents to a .148 avg. (9-for-61) with 0 HR, including .097 (3-for-31) vs. LHP... also pitched in 2 games for the Bulls in the playoffs vs. Louisville (Reds), tossing 3 scoreless innings of relief (0-H, 1-BB, 5-SO).
- + Spent the first three months of the **2009** season recovering from Tommy John surgery...returned in late June and made 16 starts for the Gulf Coast League Rays and Class-A Charlotte over the remainder of the season, working a total of 30 innings...struck out 40.
- + Moved to Charlotte after the All-Star break and made 11 starts over the season's final 6 weeks.
- + Rated by *Baseball America* as the No. 8 prospect (No. 5 pitcher) in the Rays system following the season.
- + Made 15 starts for Montgomery in **2008** before tearing the ulnar collateral ligament in his left elbow on June 22 vs. Mississippi (Braves)... Dr. James Andrews performed season-ending Tommy John surgery on July 8.
- + Was selected to the Southern League mid-season All-Star Team, but was unable to pitch due to injury...marked his sixth career All-Star selection.
- + Following the season, was rated by *BA* as the No. 9 prospect in the Rays organization.
- + In **2007**, led the Rays organization with 175 SO, 4th most among all minor leaguers, while pitching for Class-A Vero Beach and Montgomery... averaged 11.25 SO/9 IP, 6th best in the minors...despite an early-August promotion to Montgomery, led the Florida State League with 145 SO including 74 in his last 50.2 innings at Vero Beach...it was his second league strikeout crown.
- + Made a combined 26 starts with a 3.15 ERA (140.1-IP, 105-H, 47-ER, 52-BB, 175-SO)...allowed 3 ER or less in 22 of 26 starts and 3 hits or less 10 times...opponents batted .207.
- + Had four double-digit strikeout games...struck out a career-high 13 on July 2 at Daytona (Cubs).
- + Went 1-0 with a 1.23 ERA in two postseason starts for Montgomery as the Biscuits won the SL championship.
- + Led the Midwest League and the Rays org. in **2006** with 171 SO for Class-A Southwest Michigan...his 11.49 SO/9 IP ranked 4th among all minor league starters.
- + Credited with the win in the MWL All-Star Game after throwing a scoreless inning (1-H, 2-SO).
- + *BA* named him the No. 15 prospect in the game after the season...its Best Tools survey tabbed him as having the Best Fastball in the MWL.
- + In **2005**, finished 2nd in the New York-Penn League with 89 strikeouts for Short-A Hudson Valley, trailing only teammate Wade Davis (97).
- + Named Princeton Pitcher of the Year in **2004** as he made his pro debut...led staff with 5 wins and tied for the team lead with 53 strikeouts... did not turn 18 until Aug 6 of that year.

## AMATEUR CAREER

- + *BA* listed him as the No. 2 prospect in the state of Nevada out of Edward C. Reed High School before the Rays selected him in the 5th round of the 2004 June Draft.
- + Was offered a baseball scholarship to UNLV before signing with the Rays.

## CAREER HIGHS

### LONGEST OUTING

2.2, 9/18/11 at BOS

### STRIKEOUTS

3, 9/6/11 vs. TEX

### WALKS

3, 9/14/10 vs. NYY

### HR ALLOWED

1, 5x-last 8/27/11 at TOR

### RUNS ALLOWED

2, 8/10/11 vs. KC

### WIN STREAK

3G, 8/10/11 – 9/18/11

### LOSS STREAK

1G, 9/21/11



## CAREER PITCHING

| YEAR | CLUB                       | W         | L         | ERA         | G          | GS         | CG       | SHO      | SV        | IP           | H          | R          | ER         | HR        | HB        | BB-I        | SO         | WP        | BK       |
|------|----------------------------|-----------|-----------|-------------|------------|------------|----------|----------|-----------|--------------|------------|------------|------------|-----------|-----------|-------------|------------|-----------|----------|
| 2004 | Princeton                  | 4         | 1         | 3.97        | 12         | 12         | 0        | 0        | 0         | 56.2         | 49         | 30         | 25         | 5         | 0         | 25-1        | 53         | 5         | 0        |
| 2005 | Hudson Valley              | 5         | 4         | 3.64        | 15         | 14         | 0        | 0        | 0         | 76.2         | 64         | 32         | 31         | 4         | 1         | 23-0        | 89         | 5         | 0        |
| 2006 | SW Michigan                | 7         | 9         | 2.96        | 26         | 26         | 0        | 0        | 0         | 134.0        | 103        | 54         | 44         | 7         | 3         | 65-0        | 171        | 13        | 0        |
| 2007 | Vero Beach                 | 5         | 4         | 2.93        | 21         | 21         | 0        | 0        | 0         | 116.2        | 86         | 45         | 38         | 8         | 3         | 39-0        | 145        | 5         | 0        |
|      | Montgomery                 | 3         | 2         | 4.24        | 5          | 5          | 0        | 0        | 0         | 23.1         | 19         | 11         | 11         | 2         | 0         | 13-0        | 30         | 1         | 0        |
| 2008 | Montgomery                 | 6         | 4         | 3.94        | 15         | 15         | 0        | 0        | 0         | 77.2         | 65         | 38         | 34         | 6         | 1         | 37-0        | 65         | 3         | 0        |
| 2009 | GCL Rays                   | 0         | 2         | 3.52        | 5          | 5          | 0        | 0        | 0         | 7.2          | 5          | 4          | 3          | 0         | 0         | 3-0         | 14         | 2         | 0        |
|      | Charlotte                  | 0         | 2         | 6.45        | 11         | 11         | 0        | 0        | 0         | 22.1         | 26         | 16         | 16         | 2         | 0         | 9-0         | 26         | 4         | 0        |
| 2010 | Montgomery                 | 3         | 7         | 3.57        | 19         | 19         | 0        | 0        | 0         | 88.1         | 81         | 42         | 35         | 3         | 1         | 33-0        | 100        | 7         | 0        |
|      | Durham                     | 1         | 1         | 0.52        | 11         | 1          | 0        | 0        | 1         | 17.1         | 9          | 1          | 1          | 0         | 0         | 3-0         | 27         | 2         | 0        |
|      | <b>Tampa Bay</b>           | <b>0</b>  | <b>0</b>  | <b>1.80</b> | <b>8</b>   | <b>0</b>   | <b>0</b> | <b>0</b> | <b>0</b>  | <b>5.0</b>   | <b>2</b>   | <b>1</b>   | <b>1</b>   | <b>0</b>  | <b>0</b>  | <b>3-0</b>  | <b>6</b>   | <b>0</b>  | <b>0</b> |
| 2011 | <b>Tampa Bay</b>           | <b>5</b>  | <b>2</b>  | <b>4.50</b> | <b>37</b>  | <b>0</b>   | <b>0</b> | <b>0</b> | <b>0</b>  | <b>28.0</b>  | <b>30</b>  | <b>14</b>  | <b>14</b>  | <b>5</b>  | <b>0</b>  | <b>12-1</b> | <b>27</b>  | <b>0</b>  | <b>0</b> |
|      | Durham                     | 4         | 2         | 2.70        | 24         | 0          | 0        | 0        | 9         | 33.1         | 30         | 10         | 10         | 4         | 1         | 8-0         | 38         | 2         | 0        |
|      | <b>Minor League Totals</b> | <b>38</b> | <b>38</b> | <b>3.41</b> | <b>164</b> | <b>129</b> | <b>0</b> | <b>0</b> | <b>10</b> | <b>654.0</b> | <b>537</b> | <b>283</b> | <b>248</b> | <b>41</b> | <b>10</b> | <b>258</b>  | <b>758</b> | <b>49</b> | <b>0</b> |
|      | <b>Major League Totals</b> | <b>5</b>  | <b>2</b>  | <b>4.09</b> | <b>45</b>  | <b>0</b>   | <b>0</b> | <b>0</b> | <b>0</b>  | <b>33.0</b>  | <b>32</b>  | <b>15</b>  | <b>15</b>  | <b>5</b>  | <b>0</b>  | <b>15-1</b> | <b>33</b>  | <b>0</b>  | <b>0</b> |

1: Selected by the Tampa Bay Rays in the fifth round of the 2004 June Draft...signed by Fred Repke.

## POSTSEASON PITCHING

| YEAR | SERIES | CLUB       | W | L | ERA  | G | GS | CG | SHO | SV | IP  | H | R | ER | HR | HB | BB-I | SO | WP | BK |
|------|--------|------------|---|---|------|---|----|----|-----|----|-----|---|---|----|----|----|------|----|----|----|
| 2011 | ALDS   | TB vs. TEX | 0 | 0 | 0.00 | 1 | 0  | 0  | 0   | 0  | 0.1 | 0 | 0 | 0  | 0  | 1  | 0-0  | 0  | 0  | 0  |

## CAREER FIELDING

| YEAR          | POSITION | PCT          | G         | PO       | A        | E        | TC       | DP       |
|---------------|----------|--------------|-----------|----------|----------|----------|----------|----------|
| 2010          | Pitcher  | 1.000        | 8         | 0        | 1        | 0        | 1        | 0        |
| 2011          | Pitcher  | 1.000        | 37        | 0        | 3        | 0        | 3        | 0        |
| <b>Totals</b> |          | <b>1.000</b> | <b>45</b> | <b>0</b> | <b>4</b> | <b>0</b> | <b>4</b> | <b>0</b> |

## LEFT-RIGHT BREAKDOWN

|           | 2011 |    |    |    | CAREER |    |    |    |
|-----------|------|----|----|----|--------|----|----|----|
|           | AVG  | AB | H  | HR | AVG    | AB | H  | HR |
| vs. Left  | .164 | 61 | 10 | 2  | .171   | 70 | 12 | 2  |
| vs. Right | .400 | 50 | 20 | 3  | .345   | 58 | 20 | 3  |

David Price enjoys the national anthem during an offseason visit to the Miracle League in St. Petersburg.

PHOTO BY  
RUSTY MORRIS





CATCHER

# JOSE MOLINA 28

Jose Benjamin Molina (mo-LEE-nah) Matta

BATS  
**RIGHT**THROWS  
**RIGHT**HEIGHT  
**6'0"**WEIGHT  
**250**MAJOR LEAGUE SERVICE **10 years, 26 days**OPENING DAY AGE **36**BORN **6/3/75** in Bayamon, PRRESIDES **Dorado, PR**CONTRACT STATUS **Signed through 2012 with a club option for 2013**ACQUIRED **Signed as a free agent, 11/28/11**SIGNING SCOUT **Jose Trujillo (Cubs)**

FOLLOW HIM @Joeycatch8

## X-RAY REPORT

- + He and brothers Bengie and Yadier make up one of only 18 trios of brothers to play in the major leagues...they are the only set to each have a World Series ring and they have won two apiece, all coming in the last 10 postseasons: Jose in 2002 with the Angels and 2009 with the Yankees; Bengie in 2002 with the Angels and 2010 with the Giants; and Yadier in 2006 and 2011 with the Cardinals...a Molina has played in seven of the last 10 postseasons and each of the last three World Series.
- + Their father, Benjamin Sr., was a factory worker who would rush home from a 10-hour shift at a factory, grab his glove and take the brothers to Rivera Park directly across the street from their home on the northern coast of Puerto Rico...Benjamin played infield and outfield for 15 years in Puerto Rico's Superior League and is in its Amateur Baseball Hall of Fame as a second baseman...he passed away in 2008.
- + During his career has thrown out 153 of 410 attempted base stealers, a percentage of 37.3, 4th best among active catchers (min. 500 games).
- + Picked off two base runners, one of nine major league catchers with more than one pickoff in 2011...his 23 career pickoffs rank 3rd among active catchers.
- + During his career, pitchers have combined for a 3.94 ERA when throwing to Molina, 5th-best among active catchers (min. 500 games).
- + In August and September caught 21-year-old Henderson Alvarez's last 8 starts of the season and the Jays prized rookie worked to a 3.05 ERA in those starts...in his first 2 major league starts in August without Molina, Alvarez' ERA was 5.91.
- + The Jays were 28-20 with him in the lineup, compared to 53-61 without.

## 2011 SEASON

- + Started 44 games for Toronto as a backup to rookie J.P. Arencibia...batted a career-high .281 (48-for-171) with 3 HR and 15 RBI.
- + Threw out 12 of 36 attempted base stealers (33.3 percent), 6th best in the majors (min. 40 games) and well above the major league average of 23 percent...over the past four seasons (2008-11), Molina has been the majors' toughest catcher to steal against (min. 200 games), throwing out 62 of 170 runners (36.5 percent) during that span.

## MOST CATCHER PICKOFFS, ACTIVE PLAYERS

|                    |           |
|--------------------|-----------|
| Ivan Rodriguez     | 83        |
| Yadier Molina      | 39        |
| <b>Jose Molina</b> | <b>23</b> |
| Miguel Olivo       | 22        |

## TOUGHEST TO STEAL ON, CAREER, ACTIVE CATCHERS

(Min. 500 Games)

|                    | PCT         | CS         | ATT        |
|--------------------|-------------|------------|------------|
| Ivan Rodriguez     | 41.7        | 563        | 1349       |
| Henry Blanco       | 40.8        | 237        | 581        |
| Yadier Molina      | 39.3        | 149        | 379        |
| <b>Jose Molina</b> | <b>37.3</b> | <b>153</b> | <b>410</b> |

- + Has not started back-to-back games behind the plate since Aug 28-29, 2010.
- + Homered in his first at-bat of the season on April 2 vs. MIN off Francisco Liriano in a 6-1 win...caught a one-hitter that day as well.
- + Tripled off Juan Cruz at Tropicana Field on Aug 4, his first triple since May 9, 2004.
- + Was batting .310 as late as Aug 17, but went 9-for-45 (.200) in his last 17 games.
- + Has gone 7-for-17 (.412) in each of the last two seasons of interleague play.

**LOWEST CAREER CATCHER'S E.R.A., ACTIVES**

(Min. 500 Games)

|                    | ERA         | INNINGS        |
|--------------------|-------------|----------------|
| Carlos Ruiz        | 3.73        | 4,824.2        |
| Russell Martin     | 3.75        | 6,543.2        |
| Yadier Molina      | 3.81        | 7,668.2        |
| Brian McCann       | 3.91        | 7,019.1        |
| <b>Jose Molina</b> | <b>3.94</b> | <b>4,739.2</b> |

**CAREER HIGHLIGHTS**

- + In **2010** started 42 games for the Jays as a backup to John Buck...threw out 13 of 32 attempted base stealers (40.6 percent), best mark in the AL (min. 30 games)...Jays pitchers pitched to a half run better ERA with him behind the plate.
- + Was behind the plate for Brandon Morrow's 17 strikeout, 1-hit performance on Aug 8 vs. TB.
- + Threw out four Rays attempting to steal (Carl Crawford twice, B.J. Upton and Sean Rodriguez) in the first 4 innings of a 6-0 loss on April 25 at TB...was the first major league catcher to do that since FLA Charles Johnson on Sep 18, 2002 vs. MTL...the last AL catcher to do it was OAK Terry Steinbach on July 31, 1992 at KC...no one else has done it since.
- + Backed up Jorge Posada for the Yankees in **2009**, appearing in 52 games, including 47 starts at catcher...placed on the 15-day DL on May 8 with a strained left quadriceps muscle and missed 55 games before returning July 8...ranked 4th among major league catchers (min. 40 games) with a 3.37 catcher's ERA.
- + **POSTSEASON:** Was a member of the Yankees postseason roster in all three rounds...started 5 postseason games, including two World Series games vs. Philadelphia.
- + His most extensive action came in **2008** when he started 81 games for the Yankees after Posada missed much of the season with a shoulder injury...led the majors with a 43.2 caught stealing pct. (32 of 74)...Yankee pitchers posted a 3.71 ERA when Molina was behind the plate, 5th best in the majors.
- + Threw out 12 consecutive attempted base stealers, June 3-July 6, the longest stretch by a catcher since CWS Mike Lavalliere in 1993 (12)...the streak was broken by B.J. Upton.
- + Began the **2007** season as Mike Napoli's backup, starting 37 games for the Angels...on July 21 was traded to New York where he started 16 games for the Yankees...was on the Yankees postseason roster but did not play in the ALDS vs. Cleveland...on May 17 at SEA he threw out Ichiro Suzuki, ending Ichiro's streak of 45 consecutive stolen bases.
- + In **2006** split catching duties with Napoli...made 71 starts...threw out 41.3 percent (19 of 46) of potential base stealers, 3rd best in the majors...tied for the major league lead with 4 pickoffs.
- + Backed up older brother Bengie Molina for the Angels from 2003-05 while Joe Maddon was the Angels bench coach...started 53 games in **2005** and for the second consecutive year led AL catchers in caught stealing pct. (48.6; 18 of 37)...on July 31 at NYY, he and Bengie homered in the same game off Randy Johnson...made 57 starts in **2004** and led AL catchers with a 45.2 caught stealing pct. (19 of 42)...was a member of the Angels roster for their ALDS loss to Boston...started 39 games behind Bengie's 109 starts in **2003**, his first full season in the majors.
- + In **2002** was recalled from Triple-A Salt Lake City when his brother went on the DL on July 21 and remained with the Angels the rest of the season...started 24 games and appeared in 6 postseason games.
- + **POSTSEASON:** He and Bengie became just the sixth set of brothers to play on a World Series team together and just the third to play on a series champion joining Paul and Dizzy Dean (1934 Cardinals) and Mort and Walker Cooper (1942 and 1944 Cardinals).
- + In **2001** was recalled May 5 when Bengie went down with a right hamstring injury...it was believed to be the only the 2nd time a roster move has involved brothers (also CIN Bret Boone and Aaron Boone in 1997)...hit his first major league home run on May 10 at CWS off Rocky Biddle...landed on DL on May 21 with a fractured right thumb...returned in September making a total of 12 starts.
- + Made his major league debut with the Cubs in **1999**...was 2-for-3 with a double in his first game on Sep 6 vs. CIN...first hit was a single off former Ray Juan Guzman...for 5 consecutive minor league seasons (**1994-98**) he threw out more than 40 percent of attempted base stealers each season for a total of 45.4 percent overall (250 of 550).

**PERSONAL & MISC.**

- + Graduated from Maestro Ladi High School in Vega Alta, P.R. ...attended Ladislao Martinez University, also in Puerto Rico.

**CAREER HIGHS**

|                             |                           |
|-----------------------------|---------------------------|
| <b>HITS</b>                 | <b>RBI</b>                |
| 4, 2x-last 8/16/10 at OAK   | 4, 2x-last 4/28/09 at DET |
| <b>WALKS</b>                | <b>STOLEN BASES</b>       |
| 2, 13x-last 6/11/11 vs. BOS | 1, 12x-last 6/5/11 at BAL |
| <b>HITTING STREAK</b>       | <b>RUNS</b>               |
| 12G, 7/22/06-8/15/06        | 3, 4x-last 8/2/08 vs. LAA |
| <b>STRIKEOUTS</b>           |                           |
| 3, 13x-last 9/23/11 at TB   |                           |

**HOME RUN HIGHLIGHTS****GRAND SLAMS (2)**

4/28/09 at NYY (Brandon Lyon);  
8/25/04 vs. KC (Scott Sullivan)

**CAREER BATTING**

| YEAR | CLUB                       | AVG         | G          | AB          | R          | H          | 2B         | 3B       | HR        | RBI        | SH        | SF        | HB        | BB-1          | SO         | SB        | CS        | GDP       | SLG         | OBP         | E         |
|------|----------------------------|-------------|------------|-------------|------------|------------|------------|----------|-----------|------------|-----------|-----------|-----------|---------------|------------|-----------|-----------|-----------|-------------|-------------|-----------|
| 1993 | GCL Cubs                   | .218        | 33         | 78          | 5          | 17         | 2          | 0        | 0         | 4          | 4         | 0         | 0         | 12-0          | 12         | 3         | 2         | 2         | .244        | .322        | 7         |
|      | Daytona                    | .143        | 3          | 7           | 0          | 1          | 0          | 0        | 0         | 1          | 0         | 0         | 0         | 2-0           | 0          | 0         | 1         | 0         | .143        | .333        | 0         |
| 1994 | Peoria                     | .229        | 78         | 253         | 31         | 58         | 13         | 1        | 1         | 33         | 5         | 4         | 4         | 24-1          | 61         | 4         | 3         | 5         | .300        | .302        | 13        |
| 1995 | Daytona                    | .236        | 82         | 233         | 27         | 55         | 9          | 1        | 1         | 19         | 2         | 2         | 7         | 29-0          | 53         | 1         | 0         | 7         | .296        | .336        | 8         |
| 1996 | Rockford                   | .226        | 96         | 305         | 35         | 69         | 10         | 1        | 2         | 27         | 7         | 4         | 3         | 36-0          | 71         | 2         | 4         | 8         | .285        | .310        | 11        |
| 1997 | Daytona                    | .251        | 55         | 179         | 17         | 45         | 9          | 1        | 0         | 23         | 5         | 2         | 1         | 14-0          | 25         | 4         | 0         | 5         | .313        | .306        | 8         |
|      | Iowa                       | .333        | 1          | 3           | 0          | 1          | 0          | 0        | 0         | 0          | 0         | 0         | 0         | 1-0           | 1          | 0         | 0         | 1         | .333        | .500        | 0         |
|      | Orlando                    | .172        | 37         | 99          | 10         | 17         | 3          | 0        | 1         | 15         | 1         | 3         | 2         | 12-5          | 28         | 0         | 1         | 4         | .232        | .267        | 2         |
| 1998 | West Tenn                  | .222        | 109        | 320         | 33         | 71         | 10         | 1        | 2         | 28         | 10        | 3         | 3         | 32-1          | 74         | 1         | 5         | 10        | .278        | .296        | 9         |
| 1999 | West Tenn                  | .171        | 14         | 35          | 2          | 6          | 3          | 0        | 0         | 5          | 1         | 1         | 0         | 2-0           | 14         | 0         | 0         | 1         | .257        | .211        | 2         |
|      | <b>Chicago-NL</b>          | <b>.263</b> | <b>10</b>  | <b>19</b>   | <b>3</b>   | <b>5</b>   | <b>1</b>   | <b>0</b> | <b>0</b>  | <b>1</b>   | <b>0</b>  | <b>0</b>  | <b>0</b>  | <b>2-1</b>    | <b>4</b>   | <b>0</b>  | <b>0</b>  | <b>0</b>  | <b>.316</b> | <b>.333</b> | <b>0</b>  |
|      | Iowa                       | .263        | 74         | 240         | 24         | 63         | 11         | 1        | 4         | 26         | 2         | 2         | 4         | 20-5          | 54         | 0         | 1         | 3         | .367        | .327        | 7         |
| 2000 | Iowa                       | .234        | 76         | 248         | 22         | 58         | 9          | 0        | 1         | 17         | 1         | 3         | 0         | 23-1          | 61         | 1         | 4         | 6         | .282        | .296        | 11        |
| 2001 | Salt Lake                  | .300        | 61         | 213         | 29         | 64         | 11         | 1        | 5         | 31         | 6         | 0         | 2         | 14-0          | 49         | 1         | 2         | 7         | .432        | .349        | 2         |
|      | Anaheim                    | .270        | 15         | 37          | 8          | 10         | 3          | 0        | 2         | 4          | 2         | 0         | 0         | 3-0           | 8          | 0         | 0         | 2         | .514        | .325        | 0         |
| 2002 | Salt Lake                  | .307        | 79         | 290         | 30         | 89         | 14         | 2        | 4         | 43         | 7         | 2         | 4         | 12-1          | 60         | 0         | 3         | 4         | .410        | .341        | 4         |
|      | Anaheim                    | .271        | 29         | 70          | 5          | 19         | 3          | 0        | 0         | 5          | 4         | 2         | 0         | 5-0           | 15         | 0         | 2         | 2         | .314        | .312        | 3         |
| 2003 | Anaheim                    | .184        | 53         | 114         | 12         | 21         | 4          | 0        | 0         | 6          | 4         | 1         | 3         | 1-0           | 26         | 0         | 0         | 1         | .219        | .210        | 1         |
| 2004 | Anaheim                    | .261        | 73         | 203         | 26         | 53         | 10         | 2        | 3         | 25         | 5         | 0         | 0         | 10-0          | 52         | 4         | 1         | 6         | .374        | .296        | 3         |
| 2005 | Los Angeles-AL             | .228        | 75         | 184         | 14         | 42         | 4          | 0        | 6         | 25         | 4         | 0         | 2         | 13-0          | 41         | 2         | 0         | 5         | .348        | .286        | 3         |
| 2006 | Los Angeles-AL             | .240        | 78         | 225         | 18         | 54         | 17         | 0        | 4         | 22         | 7         | 2         | 2         | 9-0           | 49         | 1         | 0         | 6         | .369        | .273        | 8         |
| 2007 | Los Angeles-AL             | .224        | 40         | 125         | 9          | 28         | 8          | 0        | 0         | 10         | 3         | 0         | 0         | 3-0           | 30         | 2         | 1         | 3         | .288        | .242        | 4         |
|      | New York-AL                | .318        | 29         | 66          | 9          | 21         | 5          | 0        | 1         | 9          | 2         | 1         | 0         | 2-0           | 13         | 0         | 0         | 1         | .439        | .333        | 0         |
| 2008 | New York-AL                | .216        | 100        | 268         | 32         | 58         | 17         | 0        | 3         | 18         | 8         | 3         | 6         | 12-0          | 52         | 0         | 0         | 9         | .313        | .263        | 3         |
| 2009 | New York-AL                | .217        | 52         | 138         | 15         | 30         | 4          | 0        | 1         | 11         | 1         | 1         | 1         | 14-0          | 28         | 0         | 0         | 6         | .268        | .292        | 1         |
|      | Scranton/W-B               | .250        | 2          | 4           | 0          | 1          | 1          | 0        | 0         | 1          | 0         | 0         | 0         | 1-0           | 0          | 0         | 0         | 0         | .500        | .400        | 0         |
|      | Trenton                    | .000        | 3          | 7           | 0          | 0          | 0          | 0        | 0         | 0          | 0         | 0         | 1         | 2-0           | 4          | 0         | 0         | 0         | .000        | .300        | 0         |
| 2010 | Toronto                    | .246        | 57         | 167         | 13         | 41         | 4          | 0        | 6         | 12         | 2         | 0         | 5         | 9-1           | 36         | 1         | 0         | 7         | .377        | .304        | 2         |
| 2011 | Toronto                    | .281        | 55         | 171         | 19         | 48         | 12         | 1        | 3         | 15         | 4         | 0         | 1         | 15-0          | 44         | 2         | 1         | 2         | .415        | .342        | 1         |
|      | <b>Minor League Totals</b> | <b>.245</b> | <b>803</b> | <b>2514</b> | <b>265</b> | <b>615</b> | <b>105</b> | <b>9</b> | <b>21</b> | <b>273</b> | <b>51</b> | <b>26</b> | <b>31</b> | <b>236-14</b> | <b>567</b> | <b>17</b> | <b>26</b> | <b>63</b> | <b>.319</b> | <b>.314</b> | <b>84</b> |
|      | <b>Major League Totals</b> | <b>.241</b> | <b>666</b> | <b>1787</b> | <b>183</b> | <b>430</b> | <b>92</b>  | <b>3</b> | <b>29</b> | <b>163</b> | <b>46</b> | <b>10</b> | <b>20</b> | <b>98-2</b>   | <b>398</b> | <b>12</b> | <b>5</b>  | <b>50</b> | <b>.344</b> | <b>.286</b> | <b>29</b> |

1: Selected by the Chicago Cubs in the 14th round of the 1993 June Draft. ...signed by Jose Trujillo. 2: Signed by the Anaheim Angels as a free agent, January 15, 2001. 3: Acquired by the New York Yankees from the Angels in exchange for RH Jeff Kennard, July 21, 2007. 5: Signed by the Toronto Blue Jays as a free agent, March 11, 2010. 6: Signed by the Tampa Bay Rays as a free agent, November 28, 2011.

## POSTSEASON BATTING

| YEAR                     | SERIES | CLUB               | AVG         | G         | AB        | R        | H        | 2B       | 3B       | HR       | RBI      | SH       | SF       | HB       | BB-1       | SO       | SB       | CS       | GDP      | SLG         | OBP         | E        |
|--------------------------|--------|--------------------|-------------|-----------|-----------|----------|----------|----------|----------|----------|----------|----------|----------|----------|------------|----------|----------|----------|----------|-------------|-------------|----------|
| 2002                     | ALCS   | ANA vs. MIN        | .000        | 3         | 1         | 0        | 0        | 0        | 0        | 0        | 0        | 0        | 0        | 0        | 0-0        | 0        | 0        | 0        | 0        | .000        | .000        | 0        |
|                          | WS     | ANA vs. SFG        | -           | 3         | 0         | 0        | 0        | 0        | 0        | 0        | 0        | 0        | 1        | 0        | 0-0        | 0        | 0        | 0        | 0        | -           | -           | 0        |
| 2004                     | ALDS   | ANA vs. BOS        | .333        | 2         | 3         | 2        | 1        | 0        | 0        | 0        | 0        | 0        | 0        | 0        | 2-0        | 0        | 0        | 0        | 0        | .333        | .600        | 0        |
| 2005                     | ALDS   | ANA vs. NYY        | 1.000       | 1         | 1         | 1        | 1        | 0        | 0        | 0        | 1        | 0        | 0        | 0        | 0-0        | 0        | 0        | 0        | 0        | 1.000       | 1.000       | 0        |
|                          | ALCS   | LAA vs. CWS        | .333        | 1         | 3         | 0        | 1        | 0        | 0        | 0        | 0        | 0        | 0        | 0        | 0-0        | 0        | 0        | 0        | 0        | .333        | .333        | 0        |
| 2009                     | ALDS   | NY Yankees vs. MIN | .000        | 1         | 1         | 0        | 0        | 0        | 0        | 0        | 0        | 0        | 0        | 0        | 0-0        | 0        | 0        | 0        | 0        | .000        | .000        | 0        |
|                          | ALCS   | NY Yankees vs. LAA | .333        | 2         | 3         | 0        | 1        | 0        | 0        | 0        | 0        | 0        | 0        | 0        | 0-0        | 1        | 0        | 0        | 0        | .333        | .333        | 0        |
|                          | WS     | NY Yankees vs. PHI | .000        | 2         | 2         | 0        | 0        | 0        | 0        | 0        | 0        | 0        | 0        | 0        | 1-0        | 0        | 0        | 0        | 0        | .000        | .333        | 0        |
| <b>DS Totals</b>         |        |                    | <b>.400</b> | <b>4</b>  | <b>5</b>  | <b>3</b> | <b>2</b> | <b>0</b> | <b>0</b> | <b>0</b> | <b>1</b> | <b>0</b> | <b>0</b> | <b>0</b> | <b>2-0</b> | <b>0</b> | <b>0</b> | <b>0</b> | <b>0</b> | <b>.400</b> | <b>.571</b> | <b>0</b> |
| <b>LCS Totals</b>        |        |                    | <b>.286</b> | <b>6</b>  | <b>7</b>  | <b>0</b> | <b>2</b> | <b>0</b> | <b>0</b> | <b>0</b> | <b>0</b> | <b>0</b> | <b>0</b> | <b>0</b> | <b>0-0</b> | <b>1</b> | <b>0</b> | <b>0</b> | <b>0</b> | <b>.286</b> | <b>.286</b> | <b>0</b> |
| <b>WS Totals</b>         |        |                    | <b>.000</b> | <b>5</b>  | <b>2</b>  | <b>0</b> | <b>0</b> | <b>0</b> | <b>0</b> | <b>0</b> | <b>0</b> | <b>1</b> | <b>0</b> | <b>0</b> | <b>1-0</b> | <b>0</b> | <b>0</b> | <b>0</b> | <b>0</b> | <b>.000</b> | <b>.333</b> | <b>0</b> |
| <b>Postseason Totals</b> |        |                    | <b>.286</b> | <b>15</b> | <b>14</b> | <b>3</b> | <b>4</b> | <b>0</b> | <b>0</b> | <b>0</b> | <b>1</b> | <b>1</b> | <b>0</b> | <b>0</b> | <b>3-0</b> | <b>1</b> | <b>0</b> | <b>0</b> | <b>0</b> | <b>.286</b> | <b>.412</b> | <b>0</b> |

## CAREER FIELDING

| YEAR          | POSITION          | PCT          | G          | PO          | A          | E         | TC          | DP        | PB        |
|---------------|-------------------|--------------|------------|-------------|------------|-----------|-------------|-----------|-----------|
| 1999          | Catcher           | 1.000        | 10         | 44          | 5          | 0         | 49          | 1         | 1         |
| 2001          | Catcher           | 1.000        | 15         | 78          | 6          | 0         | 84          | 1         | 2         |
| 2002          | Catcher           | .983         | 29         | 154         | 16         | 3         | 173         | 3         | 1         |
| 2003          | Catcher           | .996         | 53         | 221         | 17         | 1         | 239         | 0         | 3         |
| 2004          | Catcher           | .994         | 70         | 441         | 37         | 3         | 481         | 4         | 3         |
|               | First Base        | 1.000        | 2          | 5           | 1          | 0         | 6           | 2         | -         |
| 2005          | Catcher           | .993         | 65         | 408         | 41         | 3         | 452         | 6         | 3         |
|               | First Base        | 1.000        | 4          | 10          | 0          | 0         | 10          | 2         | -         |
| 2006          | Catcher           | .986         | 76         | 502         | 50         | 8         | 560         | 4         | 5         |
|               | First Base        | 1.000        | 3          | 4           | 0          | 0         | 4           | 2         | -         |
| 2007          | Catcher           | .991         | 69         | 436         | 30         | 4         | 470         | 3         | 4         |
| 2008          | Catcher           | .996         | 97         | 634         | 52         | 3         | 689         | 6         | 7         |
|               | First Base        | -            | 1          | 0           | 0          | 0         | 0           | 0         | -         |
| 2009          | Catcher           | .997         | 49         | 366         | 21         | 1         | 388         | 1         | 3         |
|               | First Base        | 1.000        | 3          | 4           | 2          | 0         | 6           | 1         | -         |
|               | Third Base        | -            | 1          | 0           | 0          | 0         | 0           | 0         | -         |
| 2010          | Catcher           | .996         | 56         | 417         | 37         | 2         | 456         | 3         | 5         |
| 2011          | Catcher           | .997         | 48         | 342         | 24         | 1         | 367         | 3         | 8         |
| <b>Totals</b> | <b>Catcher</b>    | <b>.993</b>  | <b>637</b> | <b>4043</b> | <b>336</b> | <b>29</b> | <b>4408</b> | <b>35</b> | <b>45</b> |
|               | <b>First Base</b> | <b>1.000</b> | <b>13</b>  | <b>23</b>   | <b>3</b>   | <b>0</b>  | <b>26</b>   | <b>7</b>  | <b>-</b>  |
|               | <b>Third Base</b> | <b>-</b>     | <b>1</b>   | <b>0</b>    | <b>0</b>   | <b>0</b>  | <b>0</b>    | <b>0</b>  | <b>-</b>  |

## LEFT-RIGHT BREAKDOWN

|           | 2011 |     |    |    |     | CAREER |      |     |    |     |
|-----------|------|-----|----|----|-----|--------|------|-----|----|-----|
|           | AVG  | AB  | H  | HR | RBI | AVG    | AB   | H   | HR | RBI |
| vs. Left  | .276 | 58  | 16 | 2  | 4   | .254   | 575  | 146 | 14 | 54  |
| vs. Right | .283 | 113 | 32 | 1  | 11  | .234   | 1212 | 284 | 15 | 109 |



LEFT-HANDED PITCHER

# MATT MOORE 55

Matthew Cody Moore

|                     |                       |                       |                      |
|---------------------|-----------------------|-----------------------|----------------------|
| BATS<br><b>LEFT</b> | THROWS<br><b>LEFT</b> | HEIGHT<br><b>6'2"</b> | WEIGHT<br><b>205</b> |
|---------------------|-----------------------|-----------------------|----------------------|

MAJOR LEAGUE SERVICE **17 days**OPENING DAY AGE **22**BORN **6/18/89** in Fort Walton Beach, FLRESIDES **Edgewood, NM**

CONTRACT STATUS **First year of a five-year contract through 2016 plus three one-year club options from 2017 through 2019**

ACQUIRED **Selected in the eighth round of the 2007 June Draft**

SIGNING SCOUT **Jack Powell (Rays)**

## X-RAY REPORT

- + For 25 years, Matt's father, Marty, worked on special operations H53 helicopters for the Air Force...he currently works for the Department of Defense.
- + Matt is one of 26 Rays all-time who have been born in Florida, but his family moved from Fort Walton Beach to Kadena Air Force Base in Okinawa, Japan, in 2000 when he was 11 years old...four years later they moved to Edgewood, N.M., located about 7,000 feet above sea level and about 30 minutes east of Albuquerque.
- + Matt's older brother, Bobby, pitched and played outfield for the University of New Mexico Lobos from 2005-09...he was twice named to the Mountain West Conference's All-Academic Team...also a lefty, Bobby was 4-2 with a 4.38 ERA his senior season.
- + Matt does everything left-handed, except play golf.
- + In January, MLB Network named Matt the No. 1 prospect in all of baseball...in February *Baseball Prospectus* did the same.

## 2011 SEASON

- + Began the season at Double-A Montgomery and wound up making history for the Rays in the postseason...appeared in a total of 5 games (2 starts) with the Rays including postseason and was 2-0 with a 1.86 ERA (19.1-IP, 12-H, 4-R/ER, 6-BB, 23-SO)...held opponents to a .171 (12-for-70) average...won both starts over the Yankees and Rangers without allowing a run...

actually pitched more innings in the postseason (10-IP, 1-ER) than in the regular season (9.1-IP, 3-ER)...added to the postseason roster after the Aug 31 deadline, replacing injured RH Alex Cobb.

- + Went from Montgomery to Triple-A Durham on July 22 and then jumped to the Rays on Sep 12...beat the Yankees on Sep 22 in his first start and 8 days later—at 22 years, 104 days—became the youngest starting pitcher ever to win his team's first game of the postseason...threw 7 shutout innings in the Rays 9-0 win in Game 1 of the ALDS at TEX...allowed 2 hits, 2 walks and struck out 6 while throwing 98 pitches...previously that mark was held by CIN Gary Nolan (22 years, 129 days) in the 1970 NLCS.

## ROOKIES TO WIN THEIR TEAM'S POSTSEASON OPENER

| PITCHER          | SERIES           | OUTCOME           |
|------------------|------------------|-------------------|
| Matt Moore, TB   | 2011 ALDS at TEX | 9-0 (7-IP, 0-R)   |
| Jim Beattie, NYY | 1978 ALCS at KC  | 7-1 (5.1-IP, 1-R) |
| Joe Black, LAD   | 1952 WS vs. NYY  | 4-2 (9-IP, 2-R)   |
| Spec Shea, NYY   | 1947 WS vs. BRK  | 5-3 (5-IP, 1-R)   |
| Babe Adams, PIT  | 1909 WS vs. DET  | 4-1 (9-IP, 1-R)   |

- + Became the 5th rookie starter to win his team's first game of the postseason and first since NYY Jim Beattie in Game 1 of the 1978 ALCS at KC...also became the first rookie in major league history to pitch at least 7 innings and allow no runs and 2 hits or fewer in a postseason game and the 2nd youngest to do it behind NYY Waite Hoyt (22 years, 27 days) in the 1921 World Series (Game 2 vs. NYG).

- + With a 0.90 ERA (10-IP, 1-ER) and .091 opp avg. in the postseason, became only the second rookie to record a sub-1.00 ERA and sub-.100 opp avg. in the postseason (min. 10 IP)...joined PIT Bruce Kison in 1971 (0.00 ERA, .088 opp avg.)...became only the 12th rookie to post a sub-1.00 ERA in the postseason (min. 10 IP), first since NYY Orlando Hernandez in 1998 (0.64).
- + In 2 starts with the Rays—including his postseason win over the Rangers and his first major league start on Sep 22 at NYY—he pitched a combined 12 scoreless innings and allowed only 6 hits...fanned 17 and walked 3.
- + Selected as the Rays Minor League Pitcher of the Year, as well as Minor League Pitcher of the Month for June and July.
- + *Baseball America* named him the top prospect in the Rays system after the season, as well as the Best Fastball, Best Curveball and Best Control in the organization...the publication also rated him the top pitching prospect in the game (No. 3 prospect overall) at mid-season and named him to their Minor League All-Star Team...*BA's* Best Tools survey of minor league managers rated him as the Best Pitching Prospect and Best Fastball in the Southern League.

“ Moore's delivery looks so free, so smooth, that he must be breaking some sort of kinetic law to coax the velocity.”

— Jeff Passan, *Yahoo Sports*

- + Made his first start on Sep 22 at NYY, earning a 15-8 win with 5 shutout innings and helping the Rays avoid a 4-game sweep...left after 5 innings with a 13-0 lead...his 11 strikeouts set a club record for a pitcher's first major league start and were the most by an AL pitcher in his first big league start since OAK Tim Hudson (11) on June 8, 1999...according to Elias, became the first pitcher (rookie or not) to strike out 11 Yankees in 5 innings or less.
- + Since 2000, only Moore and WAS Stephen Strasburg (14 SO) have had 11 or more strikeouts in their first major league start...at 22 years, 97 days, Moore became the youngest pitcher to fan 10 or more Yankees in New York since DET Hal Newhouser (14) on May 27, 1943 (22 years, 7 days).
- + Made his major league debut Sep 14 at BAL in relief of Wade Davis (1.1-IP, 3-H, 2-R/ER, 0-BB, 2-SO)...struck out the first 2 batters (J.J. Hardy and Nick Markakis), then yielded a single to Vladimir Guerrero and a home run to Matt Wieters.
- + Threw 3 innings (2-H, 1-R, 2-BB, 2-SO) in relief of Jeff Niemann on Sep 17 at BOS and protected a lead in the Rays 4-3 win which sliced the Rays deficit in the AL Wild Card race to 3 games...fanned Dustin Pedroia in the 7th inning with 2 out and the tying run on third base...this occurred in front of a national TV audience on FOX.
- + Named the 2011 winner of the 52nd annual J.G. Taylor Spink Award as the Topps/Minor League Player of the Year...joined Delmon Young (2005) as the only two Rays to win the award.
- + Fanned 236 batters in 190.1 innings at the minor and major league level (postseason included)...his 210 minor league strikeouts set the Rays organizational record, breaking his own mark of 208 in 2010...became the first minor league pitcher to record 200 or more strikeouts in consecutive seasons in 40 years, since John D'Acquisto (in the Giants system, 1971-72)...led all minor leaguers in strikeouts in 2009 (176) and 2010 and finished 2nd in 2011.
- + Went 12-3 with a 1.92 ERA (155-IP, 33-ER) in a combined 27 starts for Montgomery and Durham...ranked 2nd in the entire minor leagues in ERA, strikeouts (210) and opp avg. (.184), and led all minor leaguers with 12.2 SO/9 IP...allowed only 101 hits and 46 walks.
- + Despite the July 22 call-up, was named Southern League Pitcher of the Year and a midseason and postseason Southern League All-Star.
- + Threw a 9-inning no-hitter for Montgomery on June 16 at Mobile (Rockies), the 9th in the history of the Rays organization (including majors and minors)...tallied 11 SO and 2 BB...needed only 106 pitches, 76 strikes.
- + Threw one perfect inning for the U.S. team in the 13th All-Star Futures Game at Chase Field in Phoenix on July 10.

## CAREER HIGHLIGHTS

- + In 497.1 career innings in the minors, he has recorded more than twice as many strikeouts (700) as hits (338)—an average of 12.7 SO/9 IP and 6.1 H/9 IP...recorded more strikeouts than hits in 78 of his 94 starts...had 23 games of 10 or more strikeouts, all coming in his last 70

starts...struck out 34 percent of the 2,038 batters he faced.

- + In **2010**, led all minor leaguers in strikeouts for a second straight season, with 208...became the first minor leaguer to eclipse 200 strikeouts since Francisco Liriano in 2005, and the first Florida State League pitcher to do so since 1971 (Mike Cosgrove, Cocoa Astros)...fanned 10-plus batters in 11 of his last 15 starts.
- + Named to the *Baseball America* Minor League All-Star and Topps Class-A All-Star teams...ranked as the No. 1 prospect in the Florida State League and named the Best Breaking Pitch after the season...selected as the FSL Pitcher of the Week four times and named to the FSL postseason All-Star Team...named Rays Minor League Pitcher of the Month in July and August.
- + Following the season was rated by *BA* as the No. 2 prospect in the Rays system behind Jeremy Hellickson and the No. 15 prospect in the game.
- + Led all minor leaguers in **2009** with 176 SO in just 123 IP and led all full-season minor leaguers with a 12.88 SO/9 IP and a .195 opp avg... was named Most Valuable Player for Bowling Green.
- + Threw a 7-inning no-hitter on June 6 at Asheville (Rockies), with 12 SO.

- + After the season, was named the No. 4 prospect and Best Curveball in the Rays system by *Baseball America*, as well as the No. 3 prospect in the South Atlantic League.
- + Led all minor league pitchers in **2008** with a 12.75 SO/9 IP ratio and .154 opp avg. ...named Pitcher of the Year for Rookie-level Princeton, where he spent a second straight season...led the Rays org. in ERA and ranked 6th among all minor league pitchers...topped the Appalachian League in strikeouts.

## AMATEUR CAREER

- + Was Gatorade's 2007 New Mexico Player of the Year at Moriarty High School, which finished as state runners-up...also played basketball and golf...played first base and outfield when he wasn't pitching...agreed to attend University of New Mexico before signing with the Rays.

## CAREER HIGHS

### LONGEST OUTING

5.0, 9/22/11 at NYY

### HR ALLOWED

1, 9/14/11 at BAL

### LONGEST RELIEF OUTING

3.0, 9/17/11 at BOS

### RUNS ALLOWED

2, 9/14/11 at BAL

### STRIKEOUTS

11, 9/22/11 at NYY

### WIN STREAK

1, 9/22/11

### WALKS

2, 9/17/11 at BOS

## CAREER PITCHING

| YEAR | CLUB                       | W         | L         | ERA         | G         | GS        | CG       | SHO      | SV       | IP           | H          | R          | ER         | HR        | HB        | BB-I         | SO         | WP        | BK       |
|------|----------------------------|-----------|-----------|-------------|-----------|-----------|----------|----------|----------|--------------|------------|------------|------------|-----------|-----------|--------------|------------|-----------|----------|
| 2007 | Princeton                  | 0         | 0         | 2.66        | 8         | 3         | 0        | 0        | 0        | 20.1         | 12         | 6          | 6          | 1         | 2         | 16-0         | 29         | 2         | 0        |
| 2008 | Princeton                  | 2         | 2         | 1.66        | 12        | 12        | 0        | 0        | 0        | 54.1         | 30         | 22         | 10         | 0         | 4         | 19-0         | 77         | 4         | 0        |
| 2009 | Bowling Green              | 8         | 5         | 3.15        | 26        | 26        | 0        | 0        | 0        | 123.0        | 86         | 51         | 43         | 6         | 6         | 70-0         | 176        | 13        | 0        |
| 2010 | Charlotte                  | 6         | 11        | 3.36        | 26        | 26        | 0        | 0        | 0        | 144.2        | 109        | 62         | 54         | 7         | 8         | 61-0         | 208        | 10        | 2        |
| 2011 | Montgomery                 | 8         | 3         | 2.20        | 18        | 18        | 1        | 1        | 0        | 102.1        | 68         | 31         | 25         | 8         | 5         | 28-0         | 131        | 3         | 1        |
|      | Durham                     | 4         | 0         | 1.37        | 9         | 9         | 0        | 0        | 0        | 52.2         | 33         | 8          | 8          | 3         | 1         | 18-0         | 79         | 4         | 0        |
|      | <b>Tampa Bay</b>           | <b>1</b>  | <b>0</b>  | <b>2.89</b> | <b>3</b>  | <b>1</b>  | <b>0</b> | <b>0</b> | <b>0</b> | <b>9.1</b>   | <b>9</b>   | <b>3</b>   | <b>3</b>   | <b>1</b>  | <b>0</b>  | <b>3-0</b>   | <b>15</b>  | <b>2</b>  | <b>0</b> |
|      | <b>Minor League Totals</b> | <b>28</b> | <b>21</b> | <b>2.64</b> | <b>99</b> | <b>94</b> | <b>1</b> | <b>1</b> | <b>0</b> | <b>497.1</b> | <b>338</b> | <b>180</b> | <b>146</b> | <b>25</b> | <b>26</b> | <b>212-0</b> | <b>700</b> | <b>36</b> | <b>3</b> |
|      | <b>Major League Totals</b> | <b>1</b>  | <b>0</b>  | <b>2.89</b> | <b>3</b>  | <b>1</b>  | <b>0</b> | <b>0</b> | <b>0</b> | <b>9.1</b>   | <b>9</b>   | <b>3</b>   | <b>3</b>   | <b>1</b>  | <b>0</b>  | <b>3-0</b>   | <b>15</b>  | <b>2</b>  | <b>0</b> |

1: Selected by the Tampa Bay Rays in the eighth round of the 2007 June Draft...signed by Jack Powell.

## POSTSEASON PITCHING

| YEAR | SERIES | CLUB       | W | L | ERA  | G | GS | CG | SHO | SV | IP   | H | R | ER | HR | HB | BB-I | SO | WP | BK |
|------|--------|------------|---|---|------|---|----|----|-----|----|------|---|---|----|----|----|------|----|----|----|
| 2011 | ALDS   | TB vs. TEX | 1 | 0 | 0.90 | 2 | 1  | 0  | 0   | 0  | 10.0 | 3 | 1 | 1  | 1  | 1  | 3-0  | 8  | 1  | 0  |

## CAREER FIELDING

| YEAR | POSITION | PCT   | G | PO | A | E | TC | DP |
|------|----------|-------|---|----|---|---|----|----|
| 2011 | Pitcher  | 1.000 | 3 | 1  | 1 | 0 | 2  | 0  |

## LEFT-RIGHT BREAKDOWN

|           | 2011 |    |   |    | CAREER |    |   |    |
|-----------|------|----|---|----|--------|----|---|----|
|           | AVG  | AB | H | HR | AVG    | AB | H | HR |
| vs. Left  | .222 | 9  | 2 | 0  | .222   | 9  | 2 | 0  |
| vs. Right | .250 | 28 | 7 | 1  | .250   | 28 | 7 | 1  |





RIGHT-HANDED PITCHER

# JEFF NIEMANN 34

Jeffrey Warren Niemann (NEE-men)

|                      |                        |                       |                      |
|----------------------|------------------------|-----------------------|----------------------|
| BATS<br><b>RIGHT</b> | THROWS<br><b>RIGHT</b> | HEIGHT<br><b>6'9"</b> | WEIGHT<br><b>285</b> |
|----------------------|------------------------|-----------------------|----------------------|

MAJOR LEAGUE SERVICE **3 years, 22 days**

OPENING DAY AGE **29**

BORN **2/28/83** in **Houston, TX**

RESIDES **Houston, TX**

CONTRACT STATUS **Signed through 2012**

ACQUIRED **Selected in the first round (fourth overall) of the 2004 June Draft**

SIGNING SCOUT **Jonathan Bonifay (Rays)**

## X-RAY REPORT

- + Last November, Jeff hosted a clinic and coached a team in a charity tournament at his alma mater, Lamar High School in Houston, to benefit 18-year-old Rudy Bocanegra, a fellow LHS grad who was diagnosed with testicular cancer.
- + Jeff has a German shepherd mix named Ginger and in the offseason added Sadie, a Belgian Tervuren shepherd puppy.
- + During the offseason he incorporates advanced Pilates into his workouts.
- + At 6'9", Jeff matches southpaw Mark Hendrickson as the tallest player in Rays history...in spite of his height, Jeff did not play high school basketball...he tried out for Houston's Lanier Middle School basketball team but was beaten out by Emeka Okafor, now a 6'10" center for the New Orleans Hornets.

## 2011 SEASON

- + Enjoyed his 3rd consecutive season of 10-plus wins and a winning record...Scott Kazmir (2005-08) is the only other Ray to achieve this...went 11-7 in 23 starts, despite starting the season 0-3 in his first 4 starts...went 11-4 with a 3.52 ERA (115-IP, 45-ER) in 19 starts the rest of the season sandwiched around a stay on the DL, May 5-June 19, with a lower back strain.
- + His .632 winning pct. (36-21) over the last three seasons (2009-11) is tied for 8th highest among all major league pitchers with at least 75 starts...his career winning pct. of .623 (38-23) is the highest in club history (min. 30 decisions).

### HIGHEST WINNING PCT., 2009-11 (Min. 75 starts)

|                     | W-L          | PCT.        |
|---------------------|--------------|-------------|
| Justin Verlander    | 61-23        | .726        |
| CC Sabathia         | 59-23        | .720        |
| Roy Halladay        | 57-26        | .687        |
| Chris Carpenter     | 44-22        | .667        |
| Josh Beckett        | 36-19        | .655        |
| Jon Lester          | 49-26        | .653        |
| Clayton Kershaw     | 42-23        | .646        |
| <b>Jeff Niemann</b> | <b>36-21</b> | <b>.632</b> |
| Jered Weaver        | 47-28        | .627        |
| David Price         | 41-26        | .612        |

### HIGHEST ROAD WINNING PCT., 2009-11 (Min. 25 decisions)

|                     | W-L         | PCT.        |
|---------------------|-------------|-------------|
| Clay Buchholz       | 19-7        | .731        |
| <b>Jeff Niemann</b> | <b>21-9</b> | <b>.700</b> |
| Roy Halladay        | 27-12       | .692        |
| Jon Lester          | 29-13       | .690        |
| Adam Wainwright     | 20-9        | .690        |

- + Went 8-2 (.800) with a 3.27 ERA (71.2-IP, 26-ER) in 12 road starts, the 2nd-best road record in the AL, winning 8 of his last 9 decisions...his .700 winning pct. on the road over the past 3 years is 2nd best in the majors.
- + Was 5-1 vs. the AL East and is now 16-8 (.667) vs. that division, 4th-best winning pct. among active pitchers (min. 25 starts).
- + Was 2-0 in 3 starts vs. the Red Sox while holding them to a .127 (9-for-71) average...only four pitchers with a minimum of 20 innings have held the Sox to a lower average in one season over the past 65 years.

- + Went 11-1 in starts when the Rays scored at least 3 runs.
- + In 6 starts prior to the DL stint, went 2-4 with a 5.74 ERA (31.1-IP, 20-ER)...in his first 10 starts after returning from the DL (June 20-Aug 16), went 7-0 with a 2.15 ERA (67-IP, 16-ER)...in his last 7 starts (Aug 22-end) went 3-3 with a 6.08 ERA (37-IP, 25-ER)...overall after returning from the DL went 10-3 with a 3.55 ERA (104-IP, 41-ER) and 88 strikeouts in 17 starts.
- + Went 3-0 with a 1.06 ERA (34-IP, 4-ER) in 5 starts in the month of July...his ERA set a club record for any month (min. 25 IP) and ranked 2nd in the majors...went 4-1 with a 3.35 ERA (37.2-IP, 14-ER) in 5 starts in August...4 wins tied a club record for August.
- + Won 7 straight decisions from June 20-Aug 16, tying his career high and the club record.
- + Threw a complete-game 3-hitter on Aug 16 at BOS in the second game of a doubleheader, winning 6-2...followed James Shields, who threw a complete game in losing the first game, 3-1...it was the first time teammates turned in complete games on the same day since MIL Angel Miranda and Ricky Bones on Aug 13, 1993 vs. DET and first against the Red Sox at Fenway since CLE Luis Tiant and Sonny Siebert on June 29, 1969.
- + Recorded 3 double-digit strikeout games in July after never having done so in his career prior to that...included was a career-high 11 SO on July 29 at SEA...on July 17 vs. BOS matched Josh Beckett with 8 shutout innings in a game the Rays lost 1-0 in 16 innings...allowed 2 hits and 2 walks with 10 strikeouts.
- + His final start, Sep 24 vs. TOR, was the shortest of his career, lasting only 1 inning (2-H, 2-R/ER, 2-BB, 0-SO, 38 pitches)...he was relieved by Alex Torres...Rays went on to win, 6-2.

#### **LOWEST OPP AVG. vs. RED SOX, ONE SEASON, SINCE 1946** (Min. 20 IP)

|                         |             |                    |
|-------------------------|-------------|--------------------|
| Tom Cheney, WAS         | 1963        | .108 (9-83)        |
| Tom Sturdivant, WAS     | 1961        | .108 (9-83)        |
| Allie Reynolds, BOS     | 1947        | .111 (9-81)        |
| Charlie Hough, TEX      | 1988        | .119 (10-84)       |
| <b>Jeff Niemann, TB</b> | <b>2011</b> | <b>.127 (9-71)</b> |

#### **HIGHEST CAREER WINNING PCT. vs. A.L. EAST, ACTIVE PITCHERS**

(Min. 25 starts)

|                     |             |             |
|---------------------|-------------|-------------|
| Jon Lester          | 42-13       | .764        |
| Justin Verlander    | 21-8        | .724        |
| David Price         | 23-9        | .719        |
| <b>Jeff Niemann</b> | <b>16-8</b> | <b>.667</b> |

## CAREER HIGHLIGHTS

- + In **2010**, had one of the best first halves in club history before he went on the disabled list with a right shoulder strain on Aug 9...was his first trip to the DL as a major leaguer...at the time ranked 2nd in the AL in winning pct. (10-3, .769) and 8th in ERA (3.12) through 22 starts...returned Aug 25 and in 8 games (7 starts) went 2-5 with a 9.82 ERA including a win in relief with a scoreless inning (1-IP, 3-SO) on Oct 3 at KC, the regular season finale.
- + In his first start back off the DL, Aug 25 at LAA, was tagged for 10 runs in 3.2 innings as his ERA rose from 3.12 to 3.67 in the 12-3 loss...allowed 23 runs (all earned) in 10 innings in his first 3 starts coming off the DL as his ERA soared to 4.28.
- + In his previous 47 starts before going on the DL between May 13, 2009 and Aug 3, 2010, he was 21-6...over the span of one calendar year—from June 1, 2009 to June 1, 2010—his .875 winning pct. (14-2) was best in the majors...went more than a year (and 16 starts) without losing at home, from May 2, 2009 vs. BOS until losing June 13 vs. FLA...had been 7-0.
- + Was undefeated (6-0) in his first 12 starts, most in the AL to begin the year...first loss was June 13 vs. FLA ending his 7-game win streak that dated back to 2009.
- + The Rays won the first 9 road games he started through July 17...the last major league team to win its first 9 road games of a season started by one pitcher was the 2005 Cardinals, who won Chris Carpenter's first 13 road games.
- + On June 25 vs. ARI suffered a 1-0 loss to Edwin Jackson, who pitched the third no-hitter against the Rays in less than 12 months...lone run allowed was Adam LaRoche's solo homer...his line: 7.1 IP, 6 H, 1 R/ER, 2 BB, 8 SO.
- + **POSTSEASON:** Was on the Rays postseason roster in the ALDS and made one relief app...in Game 2 vs. TEX, tossed the final 3 innings without yielding a run in the 6-0 loss, a game in which James Shields lasted only 4.1 innings.
- + In **2009** led all major league rookies in innings pitched (180.2) and AL rookies in winning pct. (.684), ERA (3.94), complete games (2) and shutouts (2).
- + His .667 (13-6) winning pct. currently ranks 5th all-time among AL rookies with 30 or more starts...led the Rays in wins and ERA, becoming the first rookie to lead a defending AL champion in those categories since NYY Bob Grim in 1954.
- + Allowed only 0.85 HR/9 IP (180.2-IP, 17-HR), best among AL rookies and 6th best overall in

the AL...at one point, threw 57 straight innings without allowing a homer.

- + Held opponents leading off an inning to a .240 OBP, lowest in the majors...walked only 6 lead-off batters all season out of 192 batters faced... opponents batted only .215 off him in those situations, lowest in the AL.
- + Owned 2 of the 5 shutouts thrown by AL rookies...both came at home...blacked Kansas City on 2 hits (1-BB, 9-SO) on June 3...allowed a 5th-inning single and an infield hit with 2 outs in the 9th...threw a 7-hit shutout July 10 vs. OAK.
- + Became the first rookie ever to beat Roy Halladay twice: June 29 and Aug 24, both in Toronto...was later joined by teammate David Price with that distinction.
- + Stopped the Rockies 11-game win streak June 16 at COL winning 12-4...became the first rookie to snap a winning streak of 11 or more games since MIL Ben Sheets stopped a Cubs 12-game streak in 2001.
- + On Sep 28 vs. BAL he faced Mark Hendrickson (6'9")...at a combined 162 inches of pitcher it equaled the second-tallest matchup in major league history, just short of May 11, 2009 at AT&T Park, when SF Randy Johnson (6'10") faced ARI Daniel Cabrera (6'9"), a total height of 163 inches.
- + Was Triple-A Durham's **2008** Opening Day starter and spent the bulk of the season there, but had two stints in the majors...made 2 starts for the Rays in April and was recalled Sep 13 after the Bulls completed their postseason run.
- + Promoted April 9 to take the place of starter Matt Garza, who was placed on the DL with right nerve irritation...won his ML debut on April 13 vs. BAL (6-IP, 6-H, 1-ER, 1-BB, 5-SO)... only run allowed came on a Nick Markakis homer in the 6th.
- + Went 9-5 in 24 starts for the Bulls with a 3.59 ERA (133-IP, 53-ER)...his .207 opp avg. was 7th lowest among minor leaguers...held right-handed batters to a .162 avg.
- + Made 2 starts during the Bulls postseason run...pitched an International League-high 14.2 innings in the postseason with 19 SO...tossed a gem (8-IP, 2-H, 1-R/ER, 3-BB, 11-SO) with the Bulls facing elimination in Game 4 of the Governor's Cup semis on Sep 6 vs. Louisville (Reds)...earned no decision in Durham's 3-2 win vs. Scranton/Wilkes-Barre (Yankees) on Sep 11, Game 3 of the Governor's Cup finals...Bulls went on to lose in the finals 3 games to 1.
- + Started the All-Star Futures Game in **2007** and was elected to play in the Triple-A All-Star Game.



SKIP MILOS

- + Was 2nd on the Durham staff with 12 wins, tied for 3rd in the IL...missed the first three weeks of August with shoulder fatigue.
- + Was 2-0 with a 2.08 ERA (13-IP, 3-ER) in 2 post-season starts for the Bulls with wins over Toledo (Tigers) and Richmond (Braves).
- + Opened the **2006** season on the disabled list recovering from October 2005 right shoulder surgery to shave the joint between his collarbone and shoulder...returned June 19 with Double-A Montgomery...went 5-1 with a 1.75 ERA over his last 8 starts and was 1-0 in 2 post-season starts.
- + Named Tampa Bay's top pitching prospect for the second straight season by *Baseball America*.
- + Made his professional debut in **2005** appearing in 11 games between Class-A Visalia and Montgomery.
- + Sidelined with right shoulder inflammation June 21-Aug 2...joined Montgomery upon his return from the disabled list.
- + Signed with the Rays on Jan 20, 2005, some 204 days after he was drafted...did not pitch in between...spent the latter part of 2004 as a volunteer at Rice head coach Wayne Graham's youth baseball camp.

## AMATEUR CAREER

- + In three years at Rice University, went 28-4 with a 2.41 ERA and 303 strikeouts in 284.1 innings...3 of those losses came in his junior season in 2004 as he came back from offseason arthroscopic surgery on his right elbow.
- + As a sophomore in 2003, he was 17-0, tying the NCAA record for most wins in an undefeated season...the First Team All-American led Rice to the NCAA championship...the Owls were 22-0 in

games when he pitched...pitched to a 1.70 ERA with 156 SO in 137.1 IP.

- + Was invited to try out for the USA Baseball National Team following his sophomore season but opted to play in the Cape Cod League...went 2-0 with the Harwich Mariners and didn't allow an earned run in 19.1 IP.
- + He and fellow Rice pitchers Phil Humber and Wade Townsend made history when the three were drafted within the first eight selections of the 2004 June Draft...Humber was taken third overall by the Mets and Townsend eighth by the Orioles.
- + Was a kinesiology major at Rice...both of his parents are University of Texas graduates, but his uncle and grandmother on his mother's side are Rice grads.

- + Possessed a 94-mph fastball and was 9-1 as a senior at Lamar High School.

### CAREER HIGHS

#### COMPLETE GAMES (4), SHUTOUTS (3)

8/16/11 at BOS – 3-hit CG;  
6/8/10 vs. TOR – 2-hit SHO;  
7/10/09 vs. OAK – 7-hit SHO;  
6/3/09 vs. KC – 2-hit SHO

#### LONGEST OUTING

9.0, 4x-last 8/16/11 at BOS

#### LONGEST RELIEF OUTING

3.0, 2x-last 7/4/09 at TEX

#### STRIKEOUTS

11, 7/29/11 at SEA

#### WALKS

4, 9x-last 9/12/10 at TOR

#### HR ALLOWED

2, 16x-last 9/6/11 vs. TEX

#### RUNS ALLOWED

10, 8/25/10 at LAA

#### WIN STREAK

7G, 2x-last 6/20/11 – 8/16/11

#### LOSS STREAK

4G, 8/25/10 – 9/19/10

## CAREER PITCHING

| YEAR | CLUB                | W  | L  | ERA  | G  | GS | CG | SHO | SV | IP    | H   | R   | ER  | HR | HB | BB-I  | SO  | WP | BK |
|------|---------------------|----|----|------|----|----|----|-----|----|-------|-----|-----|-----|----|----|-------|-----|----|----|
| 2005 | Visalia             | 0  | 1  | 3.98 | 5  | 5  | 0  | 0   | 0  | 20.1  | 12  | 10  | 9   | 3  | 2  | 10-0  | 28  | 1  | 0  |
|      | Montgomery          | 0  | 1  | 4.35 | 6  | 3  | 0  | 0   | 0  | 10.1  | 7   | 7   | 5   | 0  | 0  | 5-0   | 14  | 0  | 0  |
| 2006 | Montgomery          | 5  | 5  | 2.68 | 14 | 14 | 0  | 0   | 0  | 77.1  | 56  | 24  | 23  | 6  | 7  | 29-0  | 84  | 3  | 0  |
| 2007 | Durham              | 12 | 6  | 3.98 | 25 | 25 | 0  | 0   | 0  | 131.0 | 144 | 69  | 58  | 13 | 9  | 46-1  | 123 | 8  | 0  |
| 2008 | Durham              | 9  | 5  | 3.59 | 24 | 24 | 3  | 1   | 0  | 133.0 | 101 | 60  | 53  | 15 | 5  | 50-0  | 128 | 2  | 0  |
|      | Tampa Bay           | 2  | 2  | 5.06 | 5  | 2  | 0  | 0   | 0  | 16.0  | 18  | 12  | 9   | 3  | 1  | 8-0   | 14  | 0  | 0  |
| 2009 | Tampa Bay           | 13 | 6  | 3.94 | 31 | 30 | 2  | 2   | 0  | 180.2 | 185 | 84  | 79  | 17 | 9  | 59-1  | 125 | 6  | 0  |
| 2010 | Tampa Bay           | 12 | 8  | 4.39 | 30 | 29 | 1  | 1   | 0  | 174.1 | 159 | 86  | 85  | 25 | 7  | 61-6  | 131 | 4  | 0  |
| 2011 | Tampa Bay           | 11 | 7  | 4.06 | 23 | 23 | 1  | 0   | 0  | 135.1 | 131 | 65  | 61  | 18 | 5  | 37-1  | 105 | 7  | 0  |
|      | Charlotte           | 0  | 0  | 0.00 | 1  | 1  | 0  | 0   | 0  | 4.0   | 1   | 0   | 0   | 0  | 0  | 0-0   | 2   | 0  | 0  |
|      | Durham              | 1  | 1  | 3.86 | 2  | 2  | 0  | 0   | 0  | 9.1   | 10  | 4   | 4   | 0  | 0  | 3-0   | 8   | 2  | 0  |
|      | Minor League Totals | 27 | 19 | 3.55 | 77 | 74 | 3  | 1   | 0  | 385.1 | 331 | 174 | 152 | 37 | 23 | 143-1 | 387 | 16 | 0  |
|      | Major League Totals | 38 | 23 | 4.16 | 89 | 84 | 4  | 3   | 0  | 506.1 | 493 | 247 | 234 | 63 | 22 | 165-8 | 375 | 17 | 0  |

1: Selected by the Tampa Bay Rays in the first round (fourth overall) of the 2004 June Draft...signed by Jonathan Bonifay.

## CAREER BATTING

| YEAR | CLUB                | AVG  | AB | R | H | 2B | 3B | HR | RBI | SH | SF | HB | BB-I | SO | SB | CS | GDP | SLG  | OBP  |
|------|---------------------|------|----|---|---|----|----|----|-----|----|----|----|------|----|----|----|-----|------|------|
| 2009 | Tampa Bay           | .000 | 5  | 0 | 0 | 0  | 0  | 0  | 0   | 0  | 0  | 0  | 0-0  | 4  | 0  | 0  | 0   | .000 | .000 |
| 2010 | Tampa Bay           | .000 | 5  | 0 | 0 | 0  | 0  | 0  | 0   | 0  | 0  | 0  | 0-0  | 3  | 0  | 0  | 0   | .000 | .000 |
| 2011 | Tampa Bay           | .333 | 3  | 0 | 1 | 0  | 0  | 0  | 0   | 0  | 0  | 0  | 0-0  | 2  | 0  | 0  | 0   | .333 | .333 |
|      | Major League Totals | .077 | 13 | 0 | 1 | 0  | 0  | 0  | 0   | 1  | 0  | 0  | 0-0  | 9  | 0  | 0  | 0   | .077 | .333 |

## POSTSEASON PITCHING

| YEAR | SERIES | CLUB       | W | L | ERA  | G | GS | CG | SHO | SV | IP  | H | R | ER | HR | HB | BB-I | SO  | WP | BK |   |
|------|--------|------------|---|---|------|---|----|----|-----|----|-----|---|---|----|----|----|------|-----|----|----|---|
| 2010 | ALDS   | TB vs. TEX | 0 | 0 | 0.00 | 1 | 0  | 0  | 0   | 0  | 3.0 | 1 | 0 | 0  | 0  | 0  | 0    | 1-0 | 4  | 0  | 0 |

## CAREER FIELDING

| YEAR | POSITION | PCT   | G  | PO | A  | E | TC | DP |
|------|----------|-------|----|----|----|---|----|----|
| 2008 | Pitcher  | 1.000 | 5  | 0  | 1  | 0 | 1  | 0  |
| 2009 | Pitcher  | 1.000 | 31 | 9  | 12 | 0 | 21 | 4  |
| 2010 | Pitcher  | .957  | 30 | 8  | 14 | 1 | 23 | 1  |
| 2011 | Pitcher  | 1.000 | 23 | 10 | 21 | 0 | 31 | 1  |
|      | Totals   | .987  | 89 | 27 | 48 | 1 | 76 | 6  |

## LEFT-RIGHT BREAKDOWN

|           | 2011 |     |    |    | CAREER |      |     |    |
|-----------|------|-----|----|----|--------|------|-----|----|
|           | AVG  | AB  | H  | HR | AVG    | AB   | H   | HR |
| vs. Left  | .253 | 289 | 73 | 12 | .256   | 1007 | 258 | 34 |
| vs. Right | .247 | 235 | 58 | 6  | .251   | 935  | 235 | 29 |



FIRST BASEMAN  
**CARLOS PEÑA 23**

Carlos Felipe Peña (PAIN-ya)

|                     |                       |                       |                      |
|---------------------|-----------------------|-----------------------|----------------------|
| <b>BATS</b><br>LEFT | <b>THROWS</b><br>LEFT | <b>HEIGHT</b><br>6'2" | <b>WEIGHT</b><br>225 |
|---------------------|-----------------------|-----------------------|----------------------|

MAJOR LEAGUE SERVICE **8 years, 133 days**  
 OPENING DAY AGE **33**  
 BORN **5/17/78** in Santo Domingo, D.R.  
 RESIDES **Orlando, FL**  
 CONTRACT STATUS **Signed through 2012**  
 ACQUIRED **Signed as a free agent, 1/24/12**  
 SIGNING SCOUT **Joel Grampietro (Rangers)**

**X-RAY REPORT**

- + His parents, Felipe and Mery Peña, brought their four children from the Dominican Republic to the U.S. and settled in Haverhill, Mass., when Carlos was 12...Felipe, an electrical engineer, and Mery, a teacher and accountant, wanted to give their kids a chance to further their education...Carlos maintained a 3.3 GPA in engineering at Northeastern University before he was drafted by the Rangers in the first round of the 1998 June Draft.
- + His brother Pedro, 31, earned his Ph.D. in genetic research from the University of Colorado and completed his postdoctoral work in energy research at the University of Minnesota...brother Omar, 30, completed his B.S. program in business management at Northeastern...Omar's twin sister Femaris, 30, completed her B.A. in communications from Boston College...Felipe returned to school as well earning his Master's degree in business from Cambridge College in 2000.
- + All three brothers played at Northeastern... Omar was drafted in the 16th round by the Cardinals in 2003 and played four seasons of minor league ball in the Cardinals, Royals and Mariners systems...Pedro played two seasons at Northeastern and two at Old Dominion University where he was a teammate of Justin Verlander.
- + Carlos served as a spokesman for Big Brothers Big Sisters during his first stint with the Rays and will continue to work with them this season focusing on recruitment of Hispanic "biggs."

**MILESTONES & RECORDS**

- + Averaged 36 home runs, 102 RBI and 93 walks in his four years with the Rays (2007-10).
- + Is the Rays all-time home run leader with 144... also the club's all-time leader in slugging pct. (.516), OPS (.884), multi-homer games (11) and HBP (34)...ranks 2nd in OBP (.368), walks (373) and grand slams (4).
- + Although he was 1-for-18 vs. the AL East in interleague play in 2011 (lone hit was a HR off NYY A.J. Burnett on June 18), he has hit more home runs vs. the Yankees (18) and Red Sox (21) combined over the past five seasons than any other active major league player.
- + His 172 home runs over the past five years are 6th most in the majors and 3rd among left-handed batters behind Ryan Howard (204) and Prince Fielder (200).
- + During his career has averaged 15.95 at-bats per home run, 8th among actives...his 14.12 ratio the past five years is 3rd best in the majors.
- + His 258 home runs rank 12th all-time among players born in the Dominican Republic...next on the list is George Bell with 265.
- + His career rate of 7.18 plate appearances per walk is 10th among actives.
- + He and Evan Longoria have hit back-to-back homers 5 times, most by a duo in club history.

**2011 SEASON**

- + Led the Cubs with 28 home runs and 101 walks while setting career highs in games played (153) and starts (142, all at 1B)...his 101 walks were 2 shy of his career high, 3rd in the NL and the most by a Cub since Sammy Sosa drew

103 in 2002...became just the 10th Cubs player to reach the 100-walk mark in the franchise's 136-season history and one of only four to do so in the last 80 years: Richie Ashburn in 1960 (116 walks), Gary Matthews in 1984 (103), Sosa and Peña...the rest of Peña's teammates walked only 324 times as the Cubs finished 29th in the majors in walks.

- + Also set a modern day (since 1900) walks record for a Cubs first baseman...Mark Grace previously had the mark with 95 BB in 2000.

### HOME RUN LEADERS, MAJORS, 2007-11

|                    |            |
|--------------------|------------|
| Ryan Howard        | 204        |
| Prince Fielder     | 200        |
| Albert Pujols      | 195        |
| Mark Teixeira      | 174        |
| Miguel Cabrera     | 173        |
| <b>Carlos Peña</b> | <b>172</b> |

### WALK LEADERS, MAJORS, 2007-11

|                    |            |
|--------------------|------------|
| Prince Fielder     | 505        |
| Adam Dunn          | 491        |
| Albert Pujols      | 482        |
| <b>Carlos Peña</b> | <b>474</b> |
| Lance Berkman      | 459        |

### HIGHEST HOME RUN FREQUENCY, MAJORS, 2007-11

|                    | AB/HR        | AB           | HR         |
|--------------------|--------------|--------------|------------|
| Jim Thome          | 14.02        | 1,850        | 132        |
| Ryan Howard        | 14.03        | 2,862        | 204        |
| <b>Carlos Peña</b> | <b>14.12</b> | <b>2,428</b> | <b>172</b> |
| Albert Pujols      | 14.48        | 2,823        | 195        |
| Prince Fielder     | 14.50        | 2,899        | 200        |

- + His .357 OBP was 132 points higher than his .225 avg., the 2nd-largest difference among big leaguers with at least 500 PA...TOR Jose Bautista had a 145-point difference (.447 OBP, .302 avg.).
- + Drew one walk every 6.0 PA, tops in the NL and second in the majors behind Bautista (4.96).
- + Did not hit his first home run until his 73rd at-bat, a game-tying solo shot on May 3 at LAD off Chad Billingsley...hit 17 in his next 50 games—the first Cub ever to go homerless in April but record 17 HR before July...batted only .157 (11-for-70) in his first 25 games in a Cubs uniform.
- + Batted .255 (95-for-373) with 21 HR vs. RHP compared to a .133 average (16-for-120) with 7 HR vs. LHP.
- + Went 44 straight games without an error, May 18-July 3 (374 total chances)...committed only one error in his final 52 games (405 total chances).

- + Hit his first Wrigley Field homer in his 13th game there, May 7 vs. CIN, a game-tying solo off closer Francisco Cordero in the 9th inning.
- + Drew a career-high 4 walks on Sep 4 vs. PIT, capping a 5-game stretch in which he drew 13 free passes, including 3 with the bases loaded.

## CAREER HIGHLIGHTS

- + In **2010** led the Rays with 28 home runs (tied for 10th in the AL) and took over the all-time club record...broke Aubrey Huff's mark of 128 HR on June 10 vs. TOR, hitting No. 129 off Brett Cecil...he tied the record the day before off TOR Shawn Camp.
- + His .195 batting avg. remains the lowest by a major league qualifier since DET Rob Deer hit .179 in 1991...his 28 HR remain the 2nd most all-time among players who hit under .200 in a season...STL Mark McGwire hit .187 with 29 HR in 2001, his final major league season...was below the Mendoza line for much of May and June, but was over .200 from July 7-Sep 24 before falling below in the final days of the season.
- + Homered in 6 consecutive games from June 6-12 (7 HR total), still the longest streak in the majors since 2006...broke Jose Canseco's club record of 5 straight games (May 16-21, 1999).
- + Was placed on the DL on Aug 6 (retroactive to Aug 1) with a right plantar fascia sprain and missed 14 games...was reinstated on Aug 16.
- + **POSTSEASON:** After the Rays dropped the first 2 games of the ALDS at home to Texas, Peña singled and homered in his last 2 at-bats of the Rays 6-3 win in Game 3, then doubled and tripled in his first 2 at-bats of their 5-2 win in Game 4...became the first player in major league history with a single, double, triple and a home run in 4 consecutive postseason at-bats...was 0-for-7 with 6 strikeouts in the Rays two postseason games at home and did not start Game 2.
- + In **2009** became the first Ray to lead the AL in homers despite missing the final 25 games of the season...his 39 HR tied NYY Mark Teixeira.
- + His season ended on Labor Day (Sep 7 at NYY) after he was hit by a CC Sabathia pitch, breaking two fingers on his left hand...became the first player in the live ball era (since 1920) to lead his league in home runs despite missing at least 25 games to end the season...the closest were Dick Allen in 1974 (20 games) and Jimmie Foxx in 1939 (21).
- + Underwent successful surgery in St. Petersburg on Sep 10 to repair the broken fingers...during the 2-hour surgery, Dr. Doug

Carlan inserted pins into his left index and middle fingers.

- + In his last 19 games before the injury, batted .333 (21-for-63) with 8 HR, 23 RBI, 16 runs and 12 BB...in his last 40 games starting July 25, he collected 15 HR and 40 RBI...Rays lost the first 7 games without him.
- + His .227 avg. was the 2nd lowest ever by a league home run champion ahead of only NYM Dave Kingman in 1982 (.204, 37-HR)...his .227 avg. was also the lowest in modern major league history for a player with a .500 SLG or better.

### **MOST HOME RUNS vs. RED SOX & YANKEES COMBINED, ACTIVE PLAYERS**

|                    | TOTAL     | vs. NYY   | vs. BOS   |
|--------------------|-----------|-----------|-----------|
| Alex Rodriguez     | 79        | 28        | 51        |
| Jim Thome          | 61        | 26        | 35        |
| Vernon Wells       | 57        | 28        | 29        |
| <b>Carlos Peña</b> | <b>45</b> | <b>22</b> | <b>23</b> |
| Jason Giambi       | 43        | 7         | 36        |

### **30-HR, 100-RBI SEASONS, RAYS HISTORY**

|                    | YEAR        | HR        | RBI        |
|--------------------|-------------|-----------|------------|
| <b>Carlos Peña</b> | <b>2009</b> | <b>39</b> | <b>100</b> |
| Evan Longoria      | 2009        | 33        | 113        |
| <b>Carlos Peña</b> | <b>2008</b> | <b>31</b> | <b>102</b> |
| <b>Carlos Peña</b> | <b>2007</b> | <b>46</b> | <b>121</b> |
| Aubrey Huff        | 2003        | 34        | 107        |

### **MOST BASES-LOADED WALKS, ACTIVE PLAYERS**

|                    |           |
|--------------------|-----------|
| Bobby Abreu        | 27        |
| Derek Jeter        | 27        |
| Pat Burrell        | 26        |
| Chipper Jones      | 26        |
| <b>Carlos Peña</b> | <b>24</b> |
| Alex Rodriguez     | 24        |
| Mike Cameron       | 24        |

- + Had the fewest hits ever (107) for a player with at least 100 RBI...previous low was 111 by SD Phil Plantier in 1993.
- + Led major league first basemen with 4 bunt singles, all coming against the defensive shift employed by most teams...since 1974 only two league home run champions have had 4 or more bunt singles: COL Dante Bichette (40-HR, 6 bunt singles in 1995) and PHI Mike Schmidt (38-HR, 5 bunt singles in 1975).
- + On July 25 at TOR, had a bases-loaded triple in the 7th and solo HR in the 9th as the Rays came back from a 9-1 deficit to win 10-9 in 12 innings, the largest comeback win in club history.
- + Was selected for the Paul C. Smith Champion Award by the Tampa Bay Chapter of the BBWAA, given to the player who best exemplifies the spirit of true professionalism on and off the field.
- + **ALL-STAR GAME:** Made his first All-Star Team, but did not play...added to squad by Joe Maddon as a replacement for Dustin Pedroia... hit 6 HR in the Home Run Derby.
- + In **2008** led the club with 31 HR, 102 RBI and 242 total bases despite missing 20 games (June 4-26) with a broken left index finger.
- + Won his first Rawlings Gold Glove Award, the first Ray to ever win one...led all AL first basemen and AL infielders with a .998 fielding pct.
- + Finished 10th in AL MVP voting with 444 points.
- + Drew 9 bases-loaded walks, setting a major league record...the 9th came on Sep 22 at BAL off Rocky Cherry, passing BOS Jackie Jensen (1959), who had 8 walks...as a team, the Rays led the majors with 25 bases-loaded walks.
- + Had a string of 8 consecutive games with at least one RBI and one walk from Sep 16-23... that remains the longest such streak in 58 years, since BOS Ted Williams posted a 9-game dual RBI/BB streak in 1950.
- + Missed 20 games (June 4-26) after being hit by a pitch from Justin Masterson on June 3 at BOS, breaking his left index finger.
- + On Sep 10 at BOS, hit a 14th-inning, 3-run HR over the Green Monster (Mike Timlin) to give the Rays a 4-2 win and their first series victory at Fenway since 1999.
- + Hit his 31st homer of the year on Sep 19 vs. MIN off Boof Bonser, a 3-run shot to right-center... originally ruled a double with fan interference, but was overturned after the umpires used instant replay...marked the first time in major league history that instant replay resulted in a call being overturned.
- + **POSTSEASON:** Started at first base in 15 of 16 postseason games for the Rays, his first career postseason action, and batted third until Game 5 of the World Series (cleanup)...overall, hit .264 (14-for-53) with 3 HR, 10 RBI, 3 SB, .472 SLG and a team-high 10 BB.
- + Homered in all 3 ALCS games at Fenway Park, Games 3-5, accounting for 3 of Tampa Bay's 10 homers there...went back-to-back with Evan Longoria in Games 4 and 5, marking the first time two players had ever gone back-to-back twice in one postseason series.
- + Left Game 1 of the ALDS vs. Chicago after two innings with slightly blurred vision in his left eye, the result of accidentally scratching his

- eye at home the night before...did not play in Game 2...hit .500 (5-for-10) in the ALDS.
- + Over his first 8 postseason games (through Game 5 of the ALCS), batted .414 (12-for-29) with 3 HR, 8 RBI, .514 OBP and a .759 SLG...after a homer and single in Game 5, he fell into an 0-for-22 slump that lasted until Game 5 of the World Series, when he doubled off PHI Cole Hamels...included in the skid was an 0-for-14 spell to begin the World Series...hit .118 (2-for-17) overall in the World Series.
  - + Named AL Comeback Player of the Year in **2007** by Major League Baseball and *Sporting News*...set career highs and club records in several offensive categories, including HR (46), RBI (121), walks (103), OBP (.411) and SLG (.627).
  - + Led Rays with 99 runs scored and 307 total bases and was named team MVP by the Tampa Bay Chapter of the BBWAA...was also awarded the Paul C. Smith Champion Award...joined Carl Crawford (2006) as the only players to win both awards.
  - + Became the Rays first-ever Silver Slugger Award winner (also his first)...the award is presented to the league's top offensive player at each position.
  - + Ranked 4th in the majors in homers behind NYY Alex Rodriguez (54), MIL Prince Fielder (50) and PHI Ryan Howard (47), but his 10.7 AB/HR ratio was the best in the majors...had 23 at home, 23 on the road...he finished 6th in RBI...drove in a run every 4.0 at-bats-only Rodriguez (3.7) and Howard (3.9) did it more frequently.
  - + Became the 11th in AL history to reach 100 BB, 45 HR, and 120 RBI in a single season, joining Babe Ruth, Hank Greenberg, Jimmie Foxx, Mickey Mantle, David Ortiz, Lou Gehrig, Jim Thome, Harmon Killebrew, Rafael Palmeiro and Rocky Colavito.
  - + Was one of three non-roster invites to make the Rays Opening Day roster (also pitchers Gary Glover and Al Reyes)...he was actually re-assigned to minor league camp on March 30, but a knee injury to Greg Norton in a spring training game that same day opened a spot for him on the roster.
  - + Was the first player to hit 40 or more homers in the following season after being released.
  - + His 46 homers were 12 more than the Rays previous record of 34 shared by Jose Canseco (1999) and Aubrey Huff (2003) and 19 more than his prior high of 27 in 2004 for Detroit.
  - + Increased his HR total by 45 over 2006 (1 to 46)...in major league history only OAK Mark McGwire enjoyed a bigger increase from one year to the next (3 HR in 1986 to 49 in 1987).
  - + His 121 RBI eclipsed the previous club mark of 117 by Jorge Cantu in 2005 and were 39 more than his prior best (82 in 2004).
  - + His .282 avg. finished nearly 40 points better than his career mark entering the season.
  - + Started just 7 of the first 17 games, then took over as everyday first baseman on April 22 with Ty Wigington moving to third base following an injury to Akinori Iwamura...started 132 of the final 145 games.
  - + Appeared in 18 games for the Red Sox in **2006**...spent the majority of the 2006 season with Triple-A Columbus (Yankees), before requesting and receiving his release on Aug 15...signed with Boston two days later reporting to Triple-A Pawtucket where he hit safely in all 11 games (.459) and belted 4 homers...had his contract purchased by Boston on Aug 28.
  - + Lone home run came Sep 4 on vs. CWS in walk-off fashion (off Brandon McCarthy) to give Boston the 3-2, 10-inning win.
  - + Ranked among International League leaders in HR (23, 3rd), BB (68, 3rd) and OBP (.380, 5th).
  - + Attended spring training with the Tigers but was released on March 26...signed with the Yankees on April 15.
  - + Opened **2005** as the Tigers starting first baseman...was optioned to Toledo on May 31, with his .181 avg. at the time the 2nd lowest in the AL (min. 150 PA)...returned to the Tigers on Aug 17 and batted .286 with 15 HR and 30 RBI in 38 games over the remainder of the season...15 HR ranked tied for 2nd in the AL during the stretch.
  - + Matched a Tigers club record for a 9-inning game with a career-high 6 hits May 27, **2004** at KC, becoming the 5th player in franchise history to accomplish the feat and the first since Damion Easley on Aug 8, 2001 at TEX...his 6 hits came from the 8th spot in the batting order, the most from that spot by a single player in a 9-inning game since BAL Wilbert Robinson collected 7 hits on June 10, 1892 vs. STL.
  - + Hit a walk-off grand slam on June 27 vs. ARI, the first walk-off slam by a Tiger since Lou Whitaker did it June 21, 1994 vs. CLE.
  - + Did not commit an error in 57 consecutive games at first base from July 15-Sep 28, a stretch of 524 total chances...the 57-game streak was the second-longest by a Tigers first baseman since 1961, trailing Darrell Evans' 85-game errorless streak in 1987.
  - + In his first full season with the Tigers during **2003**, was 2nd on the club in doubles (21) and triples (6).



- + Belted a career-high 3 HR with a career-most 7 RBI on May 19 at CLE...later matched his career high in RBI in 2007.
- + Opened the **2002** season as Oakland's starter at first base before being dealt to the Tigers in a three-team, seven-player deal on July 6.
- + Combined with both clubs to finish among the AL rookie leaders in home runs (19, 2nd), total bases (178, 2nd), extra-base hits (40, 2nd), hits, RBI (52, 5th) and walks (41, 5th).
- + Selected as the Detroit Sports Broadcasters Association Tigers Rookie of the Year...named the 5th-best prospect in baseball prior to the season by *Baseball America*.
- + Recalled by Texas from Triple-A Oklahoma on Sep 4, **2001**...made his major league debut the following night against Minnesota.
- + Singled off Kris Wilson for his first major league hit on Sep 7 vs. KC.
- + Recorded his first major league home run as part of a 2-HR game on Sep 19 vs. OAK...belted his first HR against Gil Heredia.
- + Participated in the All-Star Futures Game at Safeco Field in Seattle on July 8.
- + Was acquired by the Athletics after the season in a six-player deal with the Rangers.
- + *Baseball America* selected him for their Triple-A All-Star Team and also named him the No. 11 prospect in baseball, No. 2 prospect in the PCL, No. 1 first base prospect in baseball, No. 1 prospect in the Athletics organization, and the best hitter for average and power hitter in the A's org.
- + In **2000** topped the Texas League with 117 runs scored for Double-A Tulsa.
- + Finished 2nd in the league with 282 total bases, 105 RBI and 101 walks, and tied for second with 158 hits.
- + Belted a solo home run for the World Team in the All-Star Futures Game at Atlanta's Turner Field on July 9.
- + Named the top prospect in the Rangers organization by *BA*.
- + In **1999** finished second in the Florida State League and among all Rangers minor leaguers with 103 RBI for Class-A Charlotte...led the FSL with 135 strikeouts.
- + Selected by Texas in the first round of the **1998** June Draft (10th overall) and assigned to the GCL Rangers...promoted to Class-A Savannah after just two games with the GCL Rangers...promoted to Charlotte on Aug 31.

## PERSONAL & MISC.

- + Carlos resides in Orlando with his wife, Pamela, their daughter, Isabella (4), and son, Nicholas (1).
- + Is a 1995 graduate of Haverhill (Mass.) High School, just outside of Boston...attended Wright State University in Ohio before transferring to Northeastern University in 1996.
- + Named the Most Valuable Player of the Cape Cod League during the summer of 1997...earned league All-Star honors after hitting .318 (49-for-154) with 25 R, 9 2B, 1 3B, 8 HR, 33 RBI and 8 SB for Wareham...selected to *Baseball America's* Summer All-American Team.
- + As a junior at Northeastern in 1998, he batted .342 (50-146) with 13 HR, 52 RBI, 7 2B, 1 3B, 45 R and 12 SB.

## CAREER HIGHS

|                            |                           |
|----------------------------|---------------------------|
| <b>HITS</b>                | <b>WALKS</b>              |
| 6, 5/27/04 at KC           | 4, 9/4/11 vs. PIT         |
| <b>HITTING STREAK</b>      | <b>STRIKEOUTS</b>         |
| 14G, 7/1/07 – 7/18/07      | 4, 7x-last 4/7/09 at BOS  |
| <b>RBI</b>                 | <b>STOLEN BASES</b>       |
| 7, 2x-last 9/5/07 vs. BAL  | 1, 25x-last 9/26/11 at SD |
| <b>RUNS</b>                |                           |
| 4, 4x-last 6/11/10 vs. FLA |                           |

## HOME RUN HIGHLIGHTS

### GRAND SLAMS (7)

6/8/10 vs. TOR (Rommie Lewis); 4/13/09 vs. NYY (Jonathan Albaladejo); 9/5/07 vs. BAL (Fernando Cabrera); 6/12/07 vs. SD (Doug Brocail); 8/24/04 vs. CWS (Jon Garland); 6/27/04 vs. ARI (Mike Koplove); 5/19/03 at CLE (Jason Davis)

### MULTI-HR GAMES (20)

3 – 5/19/03 at CLE; 2 – 6/27/11 vs. COL; 6/8/10 vs. TOR; 5/20/10 at NYY; 8/25/09 at TOR; 8/22/09 vs. TEX; 8/12/07 at LAA; 4/24/09 at OAK; 4/11/08 vs. BAL; 9/22/07 vs. BOS; 9/5/07 vs. BAL; 8/31/07 at NYY; 8/26/07 vs. OAK; 8/23/05 vs. OAK; 8/19/05 vs. TOR; 5/2/05 vs. BOS; 9/18/04 at CWS; 8/14/04 at ANA; 5/27/04 at KC; 9/19/01 vs. TEX

### WALK-OFF (5)

8/6/08 vs. CLE (Masa Kobayashi); 9/4/06 vs. CWS (Brandon McCarthy); 6/27/04 vs. ARI (Mike Koplove); 9/13/02 vs. KC (Scott Mullen); 4/2/02 vs. TEX (Dan Micelli)

## CAREER BATTING

| YEAR                       | CLUB        | AVG  | G    | AB   | R   | H   | 2B  | 3B | HR  | RBI | SH | SF | HB | BB-I   | SO   | SB | CS | GDP | SLG  | OBP  | E  |
|----------------------------|-------------|------|------|------|-----|-----|-----|----|-----|-----|----|----|----|--------|------|----|----|-----|------|------|----|
| 1998                       | GCL Rangers | .400 | 2    | 5    | 1   | 2   | 0   | 0  | 0   | 0   | 0  | 0  | 0  | 3-0    | 1    | 1  | 1  | 0   | .400 | .625 | 0  |
|                            | Savannah    | .325 | 30   | 117  | 22  | 38  | 14  | 0  | 6   | 20  | 0  | 1  | 4  | 8-0    | 26   | 3  | 2  | 0   | .598 | .385 | 3  |
|                            | Charlotte   | .273 | 7    | 22   | 1   | 6   | 1   | 0  | 0   | 3   | 0  | 0  | 1  | 2-0    | 8    | 0  | 1  | 0   | .318 | .360 | 1  |
| 1999                       | Charlotte   | .255 | 136  | 501  | 85  | 128 | 31  | 8  | 18  | 103 | 0  | 6  | 16 | 74-2   | 135  | 2  | 5  | 7   | .457 | .365 | 16 |
|                            | Texas       | .258 | 22   | 62   | 6   | 16  | 4   | 1  | 3   | 12  | 0  | 0  | 0  | 10-0   | 17   | 0  | 0  | 1   | .500 | .361 | 2  |
| 2002                       | Oakland     | .218 | 40   | 124  | 12  | 27  | 4   | 0  | 7   | 16  | 0  | 1  | 1  | 15-0   | 38   | 0  | 0  | 2   | .419 | .305 | 1  |
|                            | Sacramento  | .240 | 44   | 175  | 30  | 42  | 10  | 1  | 10  | 33  | 0  | 3  | 4  | 24-0   | 49   | 3  | 0  | 3   | .480 | .340 | 3  |
| 2003                       | Detroit     | .253 | 75   | 273  | 31  | 69  | 13  | 4  | 12  | 36  | 0  | 1  | 2  | 26-0   | 73   | 2  | 2  | 5   | .462 | .321 | 3  |
|                            | Toledo      | .248 | 131  | 452  | 51  | 112 | 21  | 6  | 18  | 50  | 1  | 4  | 6  | 53-1   | 123  | 4  | 5  | 6   | .440 | .332 | 13 |
| 2004                       | Detroit     | .333 | 8    | 30   | 4   | 10  | 4   | 1  | 0   | 5   | 0  | 0  | 1  | 4-1    | 7    | 0  | 0  | 0   | .533 | .429 | 1  |
|                            | Detroit     | .241 | 142  | 481  | 89  | 116 | 22  | 4  | 27  | 82  | 2  | 5  | 3  | 70-2   | 146  | 7  | 1  | 11  | .472 | .338 | 6  |
| 2005                       | Detroit     | .235 | 79   | 260  | 37  | 61  | 9   | 0  | 18  | 44  | 0  | 0  | 4  | 31-2   | 95   | 0  | 1  | 3   | .477 | .325 | 3  |
|                            | Toledo      | .311 | 71   | 257  | 43  | 80  | 17  | 1  | 12  | 45  | 0  | 1  | 6  | 45-5   | 65   | 3  | 4  | 4   | .525 | .424 | 8  |
| 2006                       | Columbus    | .260 | 105  | 381  | 65  | 99  | 17  | 0  | 19  | 66  | 0  | 9  | 9  | 63-3   | 89   | 4  | 0  | 3   | .454 | .370 | 1  |
|                            | Pawtucket   | .459 | 11   | 37   | 7   | 17  | 3   | 0  | 4   | 8   | 0  | 1  | 1  | 5-1    | 5    | 0  | 0  | 0   | .865 | .523 | 9  |
|                            | Boston      | .273 | 18   | 33   | 3   | 9   | 2   | 0  | 1   | 3   | 0  | 0  | 0  | 4-0    | 10   | 0  | 0  | 1   | .424 | .351 | 1  |
| 2007                       | Tampa Bay   | .282 | 148  | 490  | 99  | 138 | 29  | 1  | 46  | 121 | 1  | 8  | 10 | 103-10 | 142  | 1  | 0  | 7   | .627 | .411 | 8  |
| 2008                       | Tampa Bay   | .247 | 139  | 490  | 76  | 121 | 24  | 2  | 31  | 102 | 0  | 9  | 12 | 96-7   | 166  | 1  | 1  | 6   | .494 | .377 | 2  |
|                            | Vero Beach  | .000 | 1    | 4    | 0   | 0   | 0   | 0  | 0   | 0   | 0  | 0  | 0  | 1-0    | 0    | 0  | 0  | 0   | .000 | .200 | 0  |
| 2009                       | Tampa Bay   | .227 | 135  | 471  | 91  | 107 | 25  | 2  | 39  | 100 | 0  | 3  | 9  | 87-11  | 163  | 3  | 3  | 5   | .537 | .356 | 10 |
| 2010                       | Tampa Bay   | .196 | 144  | 484  | 64  | 95  | 18  | 0  | 28  | 84  | 0  | 4  | 7  | 87-4   | 158  | 5  | 1  | 2   | .407 | .325 | 6  |
|                            | Charlotte   | .667 | 1    | 3    | 1   | 2   | 0   | 0  | 0   | 1   | 0  | 0  | 0  | 0-0    | 0    | 0  | 0  | 0   | .667 | .667 | 0  |
| 2011                       | Chicago-NL  | .225 | 153  | 493  | 72  | 111 | 27  | 3  | 28  | 80  | 1  | 7  | 4  | 101-7  | 161  | 2  | 2  | 6   | .462 | .357 | 8  |
| <b>Minor League Totals</b> |             | .283 | 673  | 2492 | 447 | 706 | 171 | 16 | 120 | 464 | 1  | 29 | 59 | 410-23 | 620  | 39 | 16 | 30  | .509 | .393 | 75 |
| <b>Rays Totals</b>         |             | .238 | 566  | 1935 | 330 | 461 | 96  | 5  | 144 | 407 | 1  | 24 | 38 | 373-32 | 629  | 10 | 5  | 20  | .516 | .368 | 26 |
| <b>Major League Totals</b> |             | .239 | 1226 | 4113 | 631 | 982 | 198 | 23 | 258 | 730 | 5  | 42 | 58 | 683-44 | 1292 | 25 | 16 | 55  | .486 | .352 | 63 |

1: Selected by the Texas Rangers in the first round (10th overall) in the 1998 June Draft. ...signed by Joel Grampietro. 2: Acquired by the Oakland Athletics along with LH Mike Venafro from Texas in exchange for OF Jason Hart, C Gerald Laird, OF Ryan Ludwick and LH Mario Ramos, January 14, 2002. 3: Acquired by the Detroit Tigers along with RH Franklyn German and a player to be named later (RH Jeremy Bonderman) from Oakland in exchange for RH Jeff Weaver, July 6, 2002. 4: Signed by the New York Yankees as a minor league free agent, April 19, 2006. 5: Signed by the Boston Red Sox as a free agent, August 16, 2006. 6: Signed by the Tampa Bay Rays as a minor league free agent, January 24, 2007. 7: Signed by the Chicago Cubs as a free agent, December 22, 2010. 8: Signed by the Tampa Bay Rays as a free agent, January 24, 2012.

## ALL-STAR BATTING

| YEAR | CLUB          | AVG | G | AB | R | H | 2B | 3B | HR | RBI | SH | SF | HB | BB-I | SO | SB | CS | GDP | SLG | OBP | E |
|------|---------------|-----|---|----|---|---|----|----|----|-----|----|----|----|------|----|----|----|-----|-----|-----|---|
| 2009 | AL, St. Louis |     |   |    |   |   |    |    |    |     |    |    |    |      |    |    |    |     |     |     |   |

Selected—Did Not Play

## POSTSEASON BATTING

| YEAR                     | SERIES | CLUB       | AVG  | G  | AB | R  | H  | 2B | 3B | HR | RBI | SH | SF | HB   | BB-I | SO | SB | CS | GDP  | SLG  | OBP | E |
|--------------------------|--------|------------|------|----|----|----|----|----|----|----|-----|----|----|------|------|----|----|----|------|------|-----|---|
| 2008                     | ALDS   | TB vs. CWS | .500 | 3  | 10 | 0  | 5  | 0  | 0  | 2  | 0   | 0  | 0  | 1-1  | 4    | 2  | 1  | 0  | .500 | .545 | 0   |   |
| 2008                     | ALCS   | TB vs. BOS | .269 | 7  | 26 | 8  | 7  | 1  | 0  | 3  | 6   | 0  | 0  | 6-1  | 7    | 1  | 0  | 1  | .654 | .406 | 0   |   |
| 2008                     | WS     | TB vs. PHI | .118 | 5  | 17 | 1  | 2  | 1  | 0  | 0  | 2   | 0  | 0  | 3-0  | 6    | 0  | 1  | 0  | .176 | .250 | 1   |   |
| 2010                     | ALDS   | TB vs. TEX | .286 | 4  | 14 | 4  | 4  | 1  | 1  | 1  | 4   | 0  | 0  | 3-0  | 7    | 0  | 0  | 0  | .714 | .412 | 0   |   |
| <b>DS Totals</b>         |        |            | .375 | 7  | 24 | 4  | 9  | 1  | 1  | 1  | 6   | 0  | 0  | 4-1  | 11   | 2  | 1  | 0  | .625 | .464 | 0   |   |
| <b>LCS Totals</b>        |        |            | .269 | 7  | 26 | 8  | 7  | 1  | 0  | 3  | 6   | 0  | 0  | 6-1  | 7    | 1  | 0  | 1  | .654 | .406 | 0   |   |
| <b>WS Totals</b>         |        |            | .118 | 5  | 17 | 1  | 2  | 1  | 0  | 0  | 2   | 0  | 0  | 3-0  | 6    | 0  | 1  | 0  | .176 | .250 | 1   |   |
| <b>Postseason Totals</b> |        |            | .269 | 19 | 67 | 13 | 18 | 3  | 1  | 4  | 14  | 0  | 0  | 13-2 | 24   | 3  | 2  | 1  | .522 | .388 | 1   |   |

## CAREER FIELDING

| YEAR          | POSITION          | PCT         | G           | PO          | A          | E         | TC           | DP         |
|---------------|-------------------|-------------|-------------|-------------|------------|-----------|--------------|------------|
| 2001          | First Base        | .987        | 16          | 138         | 15         | 2         | 155          | 13         |
| 2002          | First Base        | .996        | 113         | 1010        | 71         | 4         | 1085         | 96         |
| 2003          | First Base        | .990        | 128         | 1135        | 91         | 13        | 1239         | 130        |
| 2004          | First Base        | .995        | 135         | 1142        | 77         | 6         | 1225         | 128        |
| 2005          | First Base        | .993        | 51          | 418         | 35         | 3         | 456          | 46         |
| 2006          | First Base        | .989        | 17          | 81          | 5          | 1         | 87           | 15         |
|               | Left Field        | -           | 1           | 0           | 0          | 0         | 0            | 0          |
| 2007          | First Base        | .993        | 144         | 1054        | 130        | 8         | 1192         | 116        |
| 2008          | First Base        | .998        | 132         | 991         | 106        | 2         | 1099         | 117        |
| 2009          | First Base        | .991        | 133         | 1055        | 71         | 10        | 1136         | 102        |
| 2010          | First Base        | .995        | 142         | 1074        | 83         | 6         | 1163         | 95         |
| 2011          | First Base        | .993        | 153         | 1116        | 88         | 8         | 1212         | 104        |
| <b>Totals</b> | <b>First Base</b> | <b>.994</b> | <b>1164</b> | <b>9214</b> | <b>772</b> | <b>63</b> | <b>10049</b> | <b>962</b> |
|               | <b>Left Field</b> | <b>-</b>    | <b>1</b>    | <b>0</b>    | <b>0</b>   | <b>0</b>  | <b>0</b>     | <b>0</b>   |

## LEFT-RIGHT BREAKDOWN

|           | 2011 |     |    |    |     | CAREER |      |     |     |     |
|-----------|------|-----|----|----|-----|--------|------|-----|-----|-----|
|           | AVG  | AB  | H  | HR | RBI | AVG    | AB   | H   | HR  | RBI |
| vs. Left  | .133 | 120 | 16 | 7  | 19  | .210   | 1255 | 263 | 71  | 228 |
| vs. Right | .255 | 373 | 95 | 21 | 61  | .252   | 2858 | 719 | 187 | 502 |



DID YOU KNOW?

## 2012 MAJOR LEAGUE IMPORTANT DATES

### March 2

Mandatory date when players are required to report.

### March 11

Last date to renew major league contracts.

### March 26

The earliest date that a club may backdate a placement on the major league 15-day disabled list.

### April 10

The first date that a player placed on the 15-day disabled list during spring training may be reinstated (if placed on or backdated to March 26).

### April 14

First date that a player optioned during spring training may be recalled.

### April 15

Jackie Robinson Day.

### June 4-6

MLB First-Year Player Draft.

### July 10

The 83rd MLB All-Star Game, Kansas City, Mo.

### July 22

Hall of Fame Induction Ceremony, Cooperstown, N.Y.

### July 31

Non-waiver trade deadline, 4:00 p.m. (ET).

### Aug 1

New waiver period begins; trade waivers now required.

### Aug 31

Waiver trade deadline. Postseason eligibility lists are established at midnight ET tonight.

### Sep 1

Active player limit increased from 25 to 40.

### Nov 20

Last date to file reserve lists for all major and minor league levels.

### Nov 29


Last date to request outright waivers to assign player prior to the Rule 5 Draft.

### Nov 30

Last date to tender contracts – midnight ET tonight.

### Dec 3-6

Baseball Winter Meetings, Nashville.



RIGHT-HANDED PITCHER

# JOEL PERALTA 62

Joel Peralta (jole puh-RALL-tah)

|                      |                        |                        |                      |
|----------------------|------------------------|------------------------|----------------------|
| BATS<br><b>RIGHT</b> | THROWS<br><b>RIGHT</b> | HEIGHT<br><b>5'11"</b> | WEIGHT<br><b>205</b> |
|----------------------|------------------------|------------------------|----------------------|

MAJOR LEAGUE SERVICE **5 years, 132 days**OPENING DAY AGE **36**BORN **3/23/76 in Bonao, D.R.**RESIDES **Bonao, D.R.**CONTRACT STATUS **Signed through 2012**ACQUIRED **Signed as a free agent, 12/17/10**SIGNING SCOUT **Luis Coronado (A's)**

## X-RAY REPORT

- + He and 2011 teammate Juan Cruz were both born in Bonao, Dominican Republic...they embarked on a project last year to build homes for 25 impoverished families there.
- + Joel began his professional career in 1997 as an outfielder in the Oakland A's system...he converted to pitcher prior to the 1999 season, signing with the Angels...years later, playing for the Royals, he hit a two-run double in his first big league plate appearance on May 20, 2007 at COL off Ramon Ramirez in the 12th inning.

## 2011 SEASON

- + Made a career-high 71 apps and recorded 6 saves, his first saves since 2007...only one pitcher—major league save leader DET Jose Valverde—had more appearances in the AL...became the 6th Rays pitcher to appear in at least 70 games in a season.
- + Seventeen of his final 18 apps (beginning Aug 7) were scoreless...had a 0.47 ERA (19-IP, 1-ER) in that span, only allowing 10 base runners (8-H, 2-BB) while striking out 20.
- + During the final 24-game run in which the Rays made up 9 games in the AL Wild Card race in September, he made 7 apps, all scoreless (7-IP, 3-H) and the Rays won all 7 games while he saved 4...entered September with only 4 saves in his entire career...was filling in for closer Kyle Farnsworth who was out with elbow tenderness.
- + Earned saves in back-to-back apps, Sep 17-18 at BOS, giving the Rays 3 wins in a crucial 4-game series that brought them to within 2 games of Boston in the AL Wild Card race.

## MOST GAMES PITCHED, A.L., 2011

|                         |           |
|-------------------------|-----------|
| Jose Valverde, DET      | 75        |
| <b>Joel Peralta, TB</b> | <b>71</b> |
| Rafael Perez, CLE       | 71        |
| Joe Smith, CLE          | 71        |
| 2 tied                  | 70        |

## WHIP LEADERS, MLB RELIEVERS, 2010-11

(Walks + Hits, Per IP)

|                     | WHIP        | IP           | H         | BB        |
|---------------------|-------------|--------------|-----------|-----------|
| Koji Uehara         | 0.82        | 109.0        | 75        | 14        |
| Sergio Romo         | 0.85        | 110.0        | 75        | 19        |
| <b>Joel Peralta</b> | <b>0.87</b> | <b>116.2</b> | <b>74</b> | <b>27</b> |
| Joaquin Benoit      | 0.87        | 121.1        | 77        | 28        |
| Mariano Rivera      | 0.87        | 121.1        | 86        | 19        |

## LOWEST OPP AVG., MLB RELIEVERS, 2010-11

|                     | G          | AVG                  |
|---------------------|------------|----------------------|
| Craig Kimbrel       | 100        | .167 (57-342)        |
| Carlos Marmol       | 152        | .175 (94-536)        |
| Daniel Bard         | 143        | .177 (91-513)        |
| <b>Joel Peralta</b> | <b>110</b> | <b>.180 (74-410)</b> |
| Mike Adams          | 145        | .182 (92-505)        |

- + Held first batters faced to a .072 (5-for-69) average, the best mark in the majors...per Stats Inc., since records first became available in 1974, only one ML reliever (min. 60 AB) finished a season with a better number: NYY Mariano Rivera in 1999 (.048, 3-for-62).
- + Lefthanders hit .155 (17-for-110) against him, the 2nd-lowest mark among major league relievers (min. 100 AB) in 2011 behind BAL/TEX Koji Uehara (.130)...also the lowest season mark in Rays history (min. 100 AB)...overall opponents hit .188 (44-for-234), 8th lowest among AL relievers.

- + Allowed 8.25 base runners per 9 IP, 2nd lowest among AL relievers behind Uehara (6.51) and just ahead of Rivera (8.36).
- + Held opposing batters to a .185 (10-for-54) avg. with RISP and .120 (3-for-25) avg. with RISP and 2 outs...in 36 home apps, held opponents to a .118 (13-for-110) avg. and posted a 1.34 ERA (33.2-IP, 5-ER).
- + Over his last 34 apps (since June 28), opponents hit .160 (17-for-106) against him.
- + Two of the 7 home runs he surrendered were hit by SEA Miguel Olivo in back-to-back plate apps June 3-4.
- + **POSTSEASON:** Appeared in 3 games of the ALDS and did not allow a run...pitched in Game 2, 3 and 4.

### LOWEST OPP AVG. vs. FIRST BATTERS FACED, SEASON, SINCE 1974 (Min. 60 AB)

|                         |             |                    |
|-------------------------|-------------|--------------------|
| Mariano Rivera, NYY     | 1999        | .048 (3-62)        |
| <b>Joel Peralta, TB</b> | <b>2011</b> | <b>.072 (5-69)</b> |
| Mariano Rivera, NYY     | 2005        | .092 (6-65)        |
| Mark Wohlers, ATL       | 2004        | .097 (6-62)        |
| Tom Martin, LAD         | 2003        | .100 (7-70)        |

## CAREER HIGHLIGHTS

- + Emerged as a key member of the **2010** Nationals bullpen after signing with Washington as a minor league free agent in December 2009...compiled a 2.02 ERA (49-IP, 11-ER) over 39 relief apps after his contract was selected from Triple-A Syracuse on June 21.
- + From the time of his first game (June 22) through season's end, ranked 3rd among NL relievers with 49 IP, trailing only ATL Jonny Venters (52) and COL Matt Belisle (49.2)...also ranked among NL relief leaders (min. 30 apps) during that stretch with a .214 opponents' OBP (2nd), 7.35 base runners per 9 innings (2nd), 1.7 BB/9 IP (6th), 5.4 SO/BB ratio (7th), 5.5 H/9 IP (8th) and a .170 opp avg. (8th)—all career bests.
- + Converted all 20 save opportunities for Syracuse...ranked 4th in the minors in saves at the time of his call-up...led the Nationals system in saves over the full season.
- + Following the season, pitched for Gigantes del Cibao of the Dominican Winter League...recorded 10 saves and a 1.59 ERA (17-IP, 10-H, 3-ER, 2-BB, 25-SO) in 17 apps.
- + Split the **2009** season between Colorado and Triple-A Colorado Springs after being released by the Royals at the conclusion of spring training...signed with Rockies as a minor league free agent on April 8...made a total of 27 appearances over two stints in the majors...made 11 consecutive scoreless apps, May 25-June 23...was not included on the Rockies NLDS roster against the Phillies.
- + In **2008** divided the season between Kansas City and Triple-A Omaha, with three stints in the majors.
- + Allowed 15 HR in 52.2 IP, tied with NYY/DET Kyle Farnsworth and LAA Justin Speier for most among major league relievers...did not allow a run in 10 games (18.2-IP) for Omaha, allowing only 9 hits and posting 2 saves.
- + Spent the entire **2007** season with the Royals where he led the bullpen in innings for a second straight season...compiled a 3.80 ERA (87.2-IP, 37-ER) over 62 relief apps.
- + His 87.2 IP marked a career high, ranked 2nd among AL relievers and 5th in the majors...trailed AL leader MIN Matt Guerrier (88-IP) by only 0.1 inning...was the most innings thrown by a Royals reliever in 15 years, since Rusty Meacham (101.2 in 1992).
- + Opened the **2006** season in Omaha and was recalled by Kansas City on April 17...spent the remainder of the season in the majors, with the exception of a nine-day stint with Omaha in late July...made 64 apps and led the Royals bullpen with 73.2 innings.
- + Earned his first ML save on Sep 29 at DET for Zack Greinke.
- + Broke into the majors in **2005** with the Angels, making 28 relief apps...was recalled from Triple-A Salt Lake on May 23 and made his major league debut May 25 vs. CWS, tossing 2.1 perfect frames with 4 strikeouts.
- + Over his first 11 apps (May 25-June 22) compiled a 0.66 ERA (13.2-IP, 1-ER)...earned his first win July 6 vs. MIN...was optioned to Salt Lake on Aug 30 and recalled Sep 12, but did not pitch after that.
- + In **2004** with Salt Lake, fanned 68 batters in 56 IP...spent June and part of July on the DL with a right bicep strain...in **2003** with Double-A Arkansas recorded 20 saves for a third straight season...began the **2002** season with Arkansas...sent down to Class-A Cedar Rapids on May 20 after 12 apps...remained with the Kernels the rest of the season, going 5-0 with 21 saves and a 0.95 ERA.
- + In **2001** posted a career-high 25 saves between Cedar Rapids and Arkansas...posted a 2.13 ERA and a 10.6 SO/BB ratio (53-SO, 5-BB) in 41 games for Cedar Rapids, earning an Aug 2 promotion to Arkansas...in **2000**, his first season in the U.S., made 14 apps between Rookie-level Butte and Short-A Boise.

- + Converted to pitching in **1999** as he signed with the Angels and converted 12 saves in the Dominican Summer League...missed the entire **1998** season due to injury...was released by Oakland on June 4...in **1997** batted .247 for the DSL Athletics with 5 2B, 11 RBI and 4 SB in 52 games.

## PERSONAL & MISC.

- + Attended Fourth Bachillerato School in the Dominican...is the youngest of five children... Pedro Martinez was his role model as a kid.

## CAREER HIGHS

### LONGEST OUTING

3.1, 8/8/08 vs. MIN

### STRIKEOUTS

4, 8x-last 8/11/10 vs. FLA

### WALKS

3, 6/30/05 at TEX

### HR ALLOWED

3, 8/14/08 at CWS

### RUNS ALLOWED

5, 3x-last 7/4/09 vs. ARI

### WIN STREAK

2G, 2x-last 10/3/10 – 4/30/11

### LOSS STREAK

5G, 7/8/06 – 4/21/07

## CAREER PITCHING

| YEAR                       | CLUB             | W         | L         | ERA         | G          | GS       | CG       | SHO      | SV         | IP           | H          | R          | ER         | HR        | HB        | BB-I          | SO         | WP        | BK       |
|----------------------------|------------------|-----------|-----------|-------------|------------|----------|----------|----------|------------|--------------|------------|------------|------------|-----------|-----------|---------------|------------|-----------|----------|
| 2000                       | Butte            | 2         | 1         | 6.63        | 10         | 1        | 0        | 0        | 1          | 19.0         | 24         | 15         | 14         | 2         | 2         | 10-1          | 17         | 2         | 1        |
|                            | Boise            | 0         | 0         | 6.48        | 4          | 0        | 0        | 0        | 0          | 8.1          | 12         | 6          | 6          | 0         | 1         | 5-0           | 9          | 0         | 0        |
| 2001                       | Cedar Rapids     | 0         | 0         | 2.13        | 41         | 0        | 0        | 0        | 23         | 42.1         | 27         | 13         | 10         | 3         | 4         | 5-0           | 53         | 0         | 0        |
|                            | Arkansas         | 0         | 1         | 6.30        | 9          | 0        | 0        | 0        | 2          | 10.0         | 15         | 10         | 7          | 2         | 2         | 5-0           | 14         | 0         | 1        |
| 2002                       | Arkansas         | 0         | 0         | 6.62        | 12         | 0        | 0        | 0        | 0          | 17.2         | 25         | 15         | 13         | 5         | 1         | 10-0          | 11         | 2         | 0        |
|                            | Cedar Rapids     | 5         | 0         | 0.95        | 41         | 0        | 0        | 0        | 21         | 47.1         | 28         | 7          | 5          | 2         | 2         | 11-3          | 53         | 6         | 1        |
| 2003                       | Arkansas         | 5         | 4         | 2.24        | 47         | 0        | 0        | 0        | 20         | 52.1         | 39         | 13         | 13         | 3         | 5         | 12-2          | 48         | 3         | 0        |
|                            | Salt Lake        | 0         | 0         | -           | 1          | 0        | 0        | 0        | 0          | 0.0          | 0          | 0          | 0          | 0         | 0         | 1-0           | 0          | 0         | 0        |
| 2004                       | Salt Lake        | 4         | 2         | 4.98        | 39         | 0        | 0        | 0        | 1          | 56.0         | 64         | 33         | 31         | 6         | 2         | 18-0          | 68         | 5         | 0        |
|                            | AZL Angels       | 0         | 0         | 2.08        | 2          | 0        | 0        | 0        | 0          | 4.1          | 1          | 1          | 1          | 0         | 0         | 0-0           | 9          | 0         | 0        |
|                            | R. Cucamonga     | 0         | 0         | 9.00        | 1          | 0        | 0        | 0        | 0          | 2.0          | 5          | 2          | 2          | 1         | 0         | 1-0           | 1          | 0         | 0        |
| 2005                       | Salt Lake        | 3         | 1         | 2.84        | 18         | 0        | 0        | 0        | 10         | 19.0         | 11         | 6          | 6          | 0         | 3         | 6-0           | 18         | 0         | 0        |
|                            | Los Angeles-AL   | 1         | 0         | 3.89        | 28         | 0        | 0        | 0        | 0          | 34.2         | 28         | 15         | 15         | 6         | 0         | 14-2          | 30         | 2         | 0        |
| 2006                       | Omaha            | 1         | 0         | 2.35        | 6          | 0        | 0        | 0        | 2          | 7.2          | 8          | 2          | 2          | 1         | 2         | 3-0           | 8          | 1         | 0        |
|                            | Kansas City      | 1         | 3         | 4.40        | 64         | 0        | 0        | 0        | 1          | 73.2         | 74         | 37         | 36         | 10        | 2         | 17-2          | 57         | 5         | 0        |
| 2007                       | Kansas City      | 1         | 3         | 3.80        | 62         | 0        | 0        | 0        | 1          | 87.2         | 93         | 39         | 37         | 9         | 2         | 19-5          | 66         | 2         | 0        |
| 2008                       | Omaha            | 1         | 0         | 0.00        | 10         | 0        | 0        | 0        | 2          | 18.2         | 9          | 0          | 0          | 0         | 0         | 6-0           | 19         | 0         | 0        |
|                            | Kansas City      | 1         | 2         | 5.98        | 40         | 0        | 0        | 0        | 0          | 52.2         | 56         | 37         | 35         | 15        | 2         | 14-0          | 38         | 1         | 0        |
| 2009                       | Colorado Springs | 6         | 0         | 2.45        | 31         | 0        | 0        | 0        | 4          | 36.2         | 31         | 11         | 10         | 3         | 0         | 11-1          | 32         | 3         | 0        |
|                            | Colorado         | 0         | 3         | 6.20        | 27         | 0        | 0        | 0        | 0          | 24.2         | 27         | 17         | 17         | 3         | 3         | 12-2          | 22         | 0         | 0        |
| 2010                       | Syracuse         | 2         | 0         | 1.08        | 28         | 0        | 0        | 0        | 20         | 33.1         | 24         | 5          | 4          | 1         | 1         | 7-1           | 38         | 1         | 0        |
|                            | Washington       | 1         | 0         | 2.02        | 39         | 0        | 0        | 0        | 0          | 49.0         | 30         | 12         | 11         | 5         | 1         | 9-4           | 49         | 0         | 0        |
| 2011                       | Tampa Bay        | 3         | 4         | 2.93        | 71         | 0        | 0        | 0        | 6          | 67.2         | 44         | 23         | 22         | 7         | 0         | 18-3          | 61         | 3         | 0        |
| <b>Minor League Totals</b> |                  | <b>29</b> | <b>9</b>  | <b>2.98</b> | <b>300</b> | <b>1</b> | <b>0</b> | <b>0</b> | <b>106</b> | <b>374.2</b> | <b>323</b> | <b>139</b> | <b>124</b> | <b>29</b> | <b>25</b> | <b>111-8</b>  | <b>398</b> | <b>23</b> | <b>3</b> |
| <b>Major League Totals</b> |                  | <b>8</b>  | <b>15</b> | <b>3.99</b> | <b>331</b> | <b>0</b> | <b>0</b> | <b>0</b> | <b>8</b>   | <b>390.0</b> | <b>352</b> | <b>180</b> | <b>173</b> | <b>55</b> | <b>10</b> | <b>103-18</b> | <b>323</b> | <b>13</b> | <b>0</b> |

1: Signed by the Oakland Athletics as a free agent, July 4, 1996...signed by Luis Coronado. 2: Signed by the Anaheim Angels as a minor league free agent, February 25, 1999. 3: Claimed off waivers by the Kansas City Royals from the Angels, November 21, 2005. 4: Signed by the Colorado Rockies as a minor league free agent, April 8, 2009. 5: Signed by the Washington Nationals as a minor league free agent, December 15, 2009. 6: Signed by the Tampa Bay Rays as a free agent, December 17, 2010.

## CAREER BATTING

| YEAR                       | CLUB        | AVG         | G         | AB       | R        | H        | 2B       | 3B       | HR       | RBI      | SH       | SF       | HB         | BB-I     | SO       | SB       | CS       | GDP      | SLG         | OBP         |
|----------------------------|-------------|-------------|-----------|----------|----------|----------|----------|----------|----------|----------|----------|----------|------------|----------|----------|----------|----------|----------|-------------|-------------|
| 2007                       | Kansas City | 1.000       | 5         | 1        | 1        | 1        | 1        | 0        | 2        | 0        | 0        | 0        | 0-0        | 0        | 0        | 0        | 0        | 0        | 2.000       | 1.000       |
| 2010                       | Washington  | .000        | 38        | 3        | 0        | 0        | 0        | 0        | 0        | 0        | 0        | 0        | 0-0        | 2        | 0        | 0        | 0        | 0        | .000        | .000        |
| <b>Major League Totals</b> |             | <b>.250</b> | <b>43</b> | <b>4</b> | <b>1</b> | <b>1</b> | <b>1</b> | <b>0</b> | <b>2</b> | <b>0</b> | <b>0</b> | <b>0</b> | <b>0-0</b> | <b>2</b> | <b>0</b> | <b>0</b> | <b>0</b> | <b>0</b> | <b>.500</b> | <b>.250</b> |

## POSTSEASON PITCHING

| YEAR | SERIES | CLUB       | W | L | ERA  | G | GS | CG | SHO | SV | IP  | H | R | ER | HR | HB | BB-I | SO | WP | BK |
|------|--------|------------|---|---|------|---|----|----|-----|----|-----|---|---|----|----|----|------|----|----|----|
| 2011 | ALDS   | TB vs. TEX | 0 | 0 | 0.00 | 3 | 0  | 0  | 0   | 0  | 2.1 | 1 | 0 | 0  | 0  | 0  | 2-0  | 0  | 0  | 0  |

## CAREER FIELDING

| YEAR          | POSITION | PCT         | G          | PO        | A         | E        | TC        | DP       |
|---------------|----------|-------------|------------|-----------|-----------|----------|-----------|----------|
| 2005          | Pitcher  | 1.000       | 28         | 1         | 6         | 0        | 7         | 0        |
| 2006          | Pitcher  | 1.000       | 64         | 6         | 4         | 0        | 10        | 2        |
| 2007          | Pitcher  | 1.000       | 62         | 4         | 7         | 0        | 11        | 1        |
| 2008          | Pitcher  | 1.000       | 40         | 3         | 2         | 0        | 5         | 0        |
| 2009          | Pitcher  | .833        | 27         | 1         | 4         | 1        | 6         | 0        |
| 2010          | Pitcher  | 1.000       | 39         | 1         | 4         | 0        | 5         | 0        |
| 2011          | Pitcher  | 1.000       | 71         | 7         | 2         | 0        | 9         | 1        |
| <b>Totals</b> |          | <b>.981</b> | <b>331</b> | <b>23</b> | <b>29</b> | <b>1</b> | <b>53</b> | <b>4</b> |


## LEFT-RIGHT BREAKDOWN

|           | 2011 |     |    |    | CAREER |     |     |    |
|-----------|------|-----|----|----|--------|-----|-----|----|
|           | AVG  | AB  | H  | HR | AVG    | AB  | H   | HR |
| vs. Left  | .155 | 110 | 17 | 1  | .249   | 567 | 141 | 25 |
| vs. Right | .218 | 124 | 27 | 6  | .237   | 892 | 211 | 30 |



Evan Longoria kicked off the Rays Summer Reading program last year by reading to the children at the St. Petersburg Library. The incentive-based program provides a free Rays game ticket for kids reading at least 24 hours this summer.

PHOTO BY STEVEN KOVICH



LEFT-HANDED PITCHER

# DAVID PRICE 14

David Taylor Price

|                     |                       |                       |                      |
|---------------------|-----------------------|-----------------------|----------------------|
| BATS<br><b>LEFT</b> | THROWS<br><b>LEFT</b> | HEIGHT<br><b>6'6"</b> | WEIGHT<br><b>220</b> |
|---------------------|-----------------------|-----------------------|----------------------|

MAJOR LEAGUE SERVICE **2 years, 164 days**OPENING DAY AGE **26**BORN **8/26/85** in **Nashville, TN**RESIDES **Nashville, TN**CONTRACT STATUS **Signed through 2012**ACQUIRED **Selected in the first round (first overall) of the 2007 June Draft**SIGNING SCOUT **Brad Matthews (Rays)**

FOLLOW HIM @DAVIDprice14

## X-RAY REPORT

- + David has over 75,000 followers on Twitter and has tweeted more than 5,000 times.
- + Has a French bulldog named Astro...last Aug 21 when the Rays hosted the Mariners, the team gave away 10,000 David Price Superhero Action Figures along with his superhero sidekick, Astro...it is believed to be the first time a sports team has ever fashioned a giveaway around a player's pet...David has been known to occasionally place the Astro figurine atop the dugout for good luck during games.
- + For New Year's Eve, David took 22 of his family members on a vacation to Punta Cana, Dominican Republic, for five days.
- + Is featured in a commercial for *MLB 2K12*, alongside Justin Verlander, C.J. Wilson and Jay Bruce as well as supermodel Kate Upton.
- + David's foundation, Project One Four, supports youth programs that provide opportunities to learn life skills in a safe and supportive environment...last year Project One Four donated backpacks, school supplies, clothes and 15 laptops to youth in need, as well as \$13,000 to two separate Boys & Girls Clubs...he hosts an annual golf outing, bowling event and banquet to raise funds.
- + For the past three summers has sponsored "Price's Pals" at Campbell Park Recreation Center and Gladden Park Recreation Center as part of the Rays Dugout Club, a signature program of the Rays South St. Petersburg initiative...visits each center to hand out T-shirts and present them with an "angel fund" used to assist youth in need and their families.

## 2011 SEASON

- + Made a career-high 34 starts, tied with 7 others for most in the majors...included was his first Opening Day start.

### A.L. PITCHERS WITH A LOSING RECORD, 200 SO, 200 IP AND SUB-3.50 E.R.A., ALL-TIME

|                              | ERA         | IP           | SO         | W-L          |
|------------------------------|-------------|--------------|------------|--------------|
| <b>David Price, TB, 2011</b> | <b>3.49</b> | <b>224.1</b> | <b>218</b> | <b>12-13</b> |
| Melido Perez, NYY, 1992      | 2.87        | 247.2        | 218        | 13-16        |
| Floyd Bannister, SEA, 1982   | 3.43        | 247.0        | 209        | 12-13        |
| Nolan Ryan, CAL, 1976        | 3.36        | 284.1        | 327        | 17-18        |
| Bert Blyleven, MIN/TEX, 1976 | 2.87        | 297.2        | 219        | 13-16        |
| Bob Johnson, KC, 1970        | 3.07        | 214.0        | 206        | 8-13         |
| Camilo Pascual, MIN, 1961    | 3.46        | 252.1        | 221        | 15-16        |
| Jim Bunning, DET, 1960       | 2.79        | 252.0        | 201        | 11-14        |
| Ed Walsh, CWS, 1910          | 1.27        | 369.2        | 258        | 18-20        |
| Cy Young, BOS, 1905          | 1.82        | 320.2        | 210        | 18-19        |

### MOST INNINGS PITCHED WITHOUT A COMPLETE GAME, SEASON, ALL-TIME

|                        |             |              |
|------------------------|-------------|--------------|
| Roy Oswalt, HOU        | 2002        | 233.0        |
| Barry Zito, OAK        | 2005        | 228.1        |
| Ismael Valdez, LAD     | 1996        | 225.0        |
| <b>David Price, TB</b> | <b>2011</b> | <b>224.1</b> |
| Jered Weaver, LAA      | 2010        | 224.1        |

- + Was selected by AL Manager Ron Washington to his 2nd All-Star Game but did not pitch due to a turf toe injury.
- + Established career highs in innings pitched (224.1) and strikeouts (218)...became just the 3rd pitcher in Rays history to reach 200 SO in a season, joining Scott Kazmir (2007) and James Shields (2011), and the 3rd pitcher in Rays his-



- tory to reach 220 IP in a season, joining Tanyon Sturtze (2002) and Shields (2011)...his 218 SO ranked 4th among major league lefties behind LAD Clayton Kershaw (248), PHI Cliff Lee (238) and NYY CC Sabathia (230).
- + Ranked 5th in the AL in strikeouts, 9th in innings pitched and 8th in opp avg. (.230)...held lefties to a .171 (36-for-210) avg., lowest among ML starters...lefties have hit .198 (102-for-514, 6-HR) off him in his career...among active starting pitchers (min. 75 starts), this ranks 3rd behind LAD Clayton Kershaw (.194) and LAA C.J. Wilson (.198).
  - + Became one of only 10 pitchers in American League history to record 200 SO, 200 IP and a sub-3.50 ERA and finish with a losing record...the list includes Hall of Famers Nolan Ryan (1978), Cy Young (1905), Jim Bunning (1960), Ed Walsh (1910) and Bert Blyleven (1976)...only one other pitcher has done that in the last 30 years: NYY Melido Perez in 1992...only one AL pitcher in the last 10 years has recorded 200 SO and 200 IP and finished with a losing record: CWS Javier Vazquez in 2008...only two qualifying AL pitchers in 2011 had a losing record with a lower ERA: SEA/DET Doug Fister (2.83, 11-13) and LAA Ervin Santana (3.38, 11-12)...was the lowest ERA in club history by a pitcher with a losing record.
  - + Still owns the 2nd-best career winning pct. in club history (.612, 41-26) behind Jeff Niemann (.623, 38-23)...since joining the starting rotation on May 25, 2009, his 41 wins are tied with PHI Cliff Lee for 3rd among major league lefties behind NYY CC Sabathia (55) and BOS Jon Lester (46).
  - + Pitched 8 or more innings 9 times but was the only Rays regular starter without a complete game...only one pitcher in AL history has thrown as many innings and not had a complete game: OAK Barry Zito (228.1) in 2005.
  - + Was one of 12 AL starters in 2011 to receive less than 4 runs per game of run support...Price (3.93 runs per game) and teammate James Shields (3.75) had the lowest run support among AL East starters...the Rays scored one run or less in 9 of his starts.
  - + On Aug 28 at TOR, set a career high and club record with 14 strikeouts in a 12-0 win...was winless the remainder of the season going 0-2 in 6 September starts with a 4.01 ERA (33.2-IP, 30-H, 20-R, 15-ER, 16-BB, 34-SO)...allowed 3 runs or less in 5 of the 6 starts and was tagged with 5 unearned runs...had never gone more than 4 straight starts without a win...held a lead in 4 of the 6 starts...was 4-0 with a 1.67 ERA in September 2010.
  - + His 14 strikeouts eclipsed the previous mark 13 shared by James Shields and Scott Kazmir...14 SO tied for the most ever in a game against the Jays at SkyDome/Rogers Centre...followed that up with an 11-strikeout performance in a 3-2 loss on Sep 2 at BAL...25 strikeouts in consecutive games were the most by a major league pitcher in 2011 and the Rays club mark for strikeouts in consecutive games.
  - + Had 6 double-digit strikeout games, tied with TEX C.J. Wilson for 2nd most in the AL after SEA Felix Hernandez (7)...tied Scott Kazmir's club record for a single season (6 in 2007)...had 3 in his career entering this season.
  - + Has allowed 6 career home runs to left-handed hitters, 5 coming in 2011...allowed a 3-run home run to Curtis Granderson on May 16 vs. NYY, the first HR he allowed to a lefty since June 23, 2009 to Chase Utley, a streak of 310 AB without one.
  - + Lowered his walks per 9 innings from 3.4 in 2010 to 2.5 in 2011...opponents hit .270 (47-for-174) off him with RISP and .219 the rest of the time...they hit only .187 (31-for-166) with RISP in 2010, 2nd lowest in the AL.

#### HIGHEST WINNING PCT. vs. A.L. EAST, 2009-11 (Min. 25 starts)

|                        |             |             |
|------------------------|-------------|-------------|
| Justin Verlander, DET  | 13-4        | .765        |
| Jon Lester, BOS        | 29-11       | .725        |
| <b>David Price, TB</b> | <b>23-9</b> | <b>.719</b> |

- + Is 23-9 lifetime in 42 starts against the AL East with a 2.92 ERA (280.2-IP, 91-ER)...is 10-1 in AL East ballparks.
- + Went 8-4 on the road and is 12-4 on the road since July 24, 2010...snapped the Indians 14-game home win streak with an 8-2 win on May 11.
- + Defeated CC Sabathia, 5-1, on Aug 12 at NYY...he has made 5 starts against the Yankee southpaw and is 3-0 (1.56, 34.2-IP, 6-ER) while the Rays have won all 5 games...in 8 career regular-season starts against former Cy Young winners is 5-0 with a 1.69 ERA (53.1-IP, 10-ER) while the Rays have won all 8 games (5 vs. Sabathia, 2 vs. Roy Halladay, 1 vs. Cliff Lee)...he did lose twice to Lee in the 2010 ALDS.
- + Permitted Derek Jeter's 3,000th hit on July 9 at NYY, a solo home run in the 3rd inning of a 5-4 loss.
- + Became the 13th pitcher in major league history to make an Opening Day start, All-Star Game start and postseason start all by the age of 25...he was the first to do so since ATL Tom Glavine, 20 years ago...the others: NYM Dwight Gooden,

KC Bret Saberhagen, BOS Roger Clemens, LAD Fernando Valenzuela, OAK Vida Blue, NYM Tom Seaver, DET Denny McLain, LAD Don Drysdale, NYY Whitey Ford, PHI Robin Roberts and NYY Lefty Gomez.

- + **POSTSEASON:** Started Game 3 of the ALDS vs. Texas and lost 4-3 to Colby Lewis...his line: 6.2 IP, 7 H, 3 R/ER, 1 BB, 3 SO...took a 1-0 lead into the 7th inning but permitted a 2-run homer to Mike Napoli...fell to 0-3 in 3 postseason starts vs. Texas, with all 3 losses coming at Tropicana Field...Rays have scored 5 runs total in those games...he has struck out 17 and walked one in the 3 games.

## CAREER HIGHLIGHTS

- + Began **2010** as the Rays No. 4 starter and went on to finish 2nd in the AL Cy Young voting while winning a club-record 19 games, the most by a ML pitcher in his first full season since 2002 when HOU Roy Oswalt won 19 games...was also the youngest pitcher to start an All-Star Game since Dwight Gooden in 1986.
- + Led the majors with a .760 winning pct. (min. 162 IP)...was the only pitcher to rank in the top five in the AL in wins, winning pct., ERA, opp avg. and quality starts.
- + Only seven lefthanders all-time have matched his numbers for wins, ERA and strikeouts in one season at his age or younger: LAD Clayton Kershaw (2011), DET Frank Tanana (1976), OAK Vida Blue (1971), CLE Herb Score (1956), DET Hal Newhouser (1945), NYG Rube Marquard (1911) and CIN Noodles Hahn (1901).
- + Became the youngest lefty to win 19 games since FLA Dontrelle Willis (age 22) won 22 in 2005...was the youngest AL lefty to win 19 since 2002, when OAK Barry Zito (age 24) won 23 and CWS Mark Buehrle (age 23) won 19...Kershaw (age 23) went on to win 21 games in 2011.
- + His 2.72 ERA was the lowest among AL lefties and 2nd among ML southpaws behind STL Jaime Garcia (2.70).
- + Allowed 3 runs or less in 27 of his 31 starts... in the last 20 years, only 4 AL pitchers have had more starts of 3 runs or less in one season: LAA Jered Weaver (28) in 2011, SEA Felix Hernandez (28) in 2010, CWS Esteban Loaiza (28) in 2003 and KC Kevin Appier (31) in 1993.
- + The Rays were 23-8 (.742) in games started by Price...went 8-1 in 13 starts following a Rays loss.
- + Was 4-0 with a 1.67 ERA in September (2nd in AL), setting September club records in wins and ERA...became the second Ray to earn a Pitcher of the Month honor, joining Scott

Kazmir (May 2008)...capped the month with a 5-0 win Sep 28 vs. BAL, pitching 8 scoreless innings as the Rays clinched their second postseason appearance...went 4-1 with a 2.18 ERA in June and 3-1, 2.20 in April.

## TOP LEFT-HANDED PITCHERS, MLB, 2009-11 (Min. 75 starts)

### WINNING PCT.

|                    |                     |
|--------------------|---------------------|
| CC Sabathia        | .720 (59-23)        |
| Jon Lester         | .653 (49-26)        |
| Clayton Kershaw    | .646 (42-23)        |
| <b>David Price</b> | <b>.612 (41-26)</b> |
| Ricky Romero       | .592 (42-29)        |

### OPPONENTS' BATTING AVERAGE

|                    |             |
|--------------------|-------------|
| Clayton Kershaw    | .207        |
| Jonathan Sanchez   | .214        |
| <b>David Price</b> | <b>.229</b> |
| Jon Lester         | .232        |
| Ted Lilly          | .232        |

### WHIP (WALKS + HITS PER IP)

|                    |              |
|--------------------|--------------|
| Cliff Lee          | 1.094        |
| Ted Lilly          | 1.099        |
| Clayton Kershaw    | 1.116        |
| Cole Hamels        | 1.145        |
| CC Sabathia        | 1.189        |
| <b>David Price</b> | <b>1.206</b> |

## A.L. LEADERS, 2010-11

(Min. 50 starts)

### EARNED RUN AVERAGE

|                    |             |              |            |
|--------------------|-------------|--------------|------------|
| Jered Weaver       | 2.70        | 460.0        | 138        |
| Felix Hernandez    | 2.85        | 483.1        | 153        |
| Justin Verlander   | 2.86        | 475.1        | 151        |
| CC Sabathia        | 3.09        | 475.0        | 163        |
| <b>David Price</b> | <b>3.12</b> | <b>433.0</b> | <b>150</b> |

### OPPONENTS' BATTING AVERAGE

|                    |             |
|--------------------|-------------|
| Justin Verlander   | .209        |
| Jered Weaver       | .217        |
| C.J. Wilson        | .225        |
| <b>David Price</b> | <b>.226</b> |
| Jon Lester         | .227        |

### WHIP (WALKS + HITS PER IP)

|                    |              |
|--------------------|--------------|
| Justin Verlander   | 1.035        |
| Jered Weaver       | 1.041        |
| C.J. Wilson        | 1.136        |
| Doug Fister        | 1.159        |
| <b>David Price</b> | <b>1.164</b> |

- + Received the Warren Spahn Award as the best left-handed pitcher in baseball, based on a combination of wins, strikeouts and ERA...accepted the award at a ceremony in Oklahoma City in January 2011.
- + Made his 50th career start on Sep 1 vs. TOR... since 1952, only seven other pitchers have reached his totals in wins (26), ERA (3.53) and strikeouts (266) through 50 starts: Roy Oswalt (2001-02), Roger Clemens (1984-86), Dwight Gooden (1984-85), Fernando Valenzuela (1981-82), Ron Guidry (1975-78), Vida Blue (1969-72) and Gary Peters (1963-64).

- + **ALL-STAR GAME:** Started for the American League at Angel Stadium and worked 2 scoreless innings...at age 24, became the youngest lefthander to start for the AL since NYY Lefty Gomez (age 24) in 1933, the very first All-Star Game...was the youngest pitcher to start an All-Star Game since 23-year-old NYM Doc Gooden in 1988 and youngest in the AL since KC Bret Saberhagen, 23, in 1987...received the most votes among AL starting pitchers by his peers.
- + **POSTSEASON:** Was 0-2 in the ALDS vs. TEX losing both starts at home to Cliff Lee in Game 1 and Game 5...Lee (21-50, 0-BB) and Price (14-50, 0-BB) ranked 1st and tied for 2nd respectively for most strikeouts without allowing a walk in a postseason series in major league history...the previous high was ATL Kevin Millwood (14-50, 0-BB) in the 2002 NLDS.
- + In his rookie season of **2009** made 23 starts after his promotion from Triple-A Durham on May 25.
- + His 7 wins after the All-Star break led the Rays staff...starting July 31, he went 7-3 with a 3.58 ERA (75.1-IP, 61-H, 30-ER) over his final 12 starts of the season...held opponents to a .217 avg., 5th best in the AL over that span.
- + He and Jeff Niemann became just the third set of AL rookie teammates in the last 25 years to finish over .500 with 10-plus wins...they joined SEA Freddy Garcia and John Halama in 1999 and TOR Mike Timlin and Juan Guzman in 1991...he and Niemann also became the only rookies ever to beat Roy Halladay twice in one season.
- + Finished 2nd among ML rookies (min. 20 starts) with a .241 opp avg., trailing ATL Tommy Hanson (.225)...would have ranked 5th overall in the AL, but lacked enough innings to qualify.
- + In 3 starts vs. the Yankees he held them to a .113 avg., lowest by a pitcher (min. 50 batters faced) since CLE Tom Candiotti in 1990 and the lowest by a rookie in 50 years...went 1-0 with a 1.93 ERA (18.2-IP, 4-ER) against the Yankees, lowest in the majors and the lowest by a rookie since CWS Bill Long (1.13) in 1987.
- + On May 30 vs. MIN he struck out 11 in 5.2 IP earning a 5-2 win, his first career regular-season victory...came in his first career start at Tropicana Field.
- + Singled off Aaron Cook on June 17 at COL for his first major league hit.
- + Ascended from Class-A to the majors in **2008**, his first professional season...made his big league debut less than 4 months after his first outing as a pro...spent time with Class-A Vero Beach, Double-A Montgomery and Durham before his recall on Sep 13.
- + Made 1 start and 4 relief appearances for the Rays after his call-up, then excelled in the postseason.
- + Made his major league debut Sep 14, 2008 in relief at Yankee Stadium...totaled 5.1 IP, 3 H, 2 ER, 0 BB, 4 SO, 87 pit, 55 str...among his 4 SO were Alex Rodriguez and Jason Giambi...retired the side in order on 7 pitches in his first inning of work...retired his first 6 batters faced, until Derek Jeter's 5th-inning homer, which tied Lou Gehrig (1,269 hits) for most hits all-time at Yankee Stadium.
- + Made his first major league start on Sep 22 at BAL (5.1-IP, 4-H, 2-R, 1-ER, 3-BB, 3-SO)...did not allow a hit until the 5th inning, but was matched by O's starter Brian Bass, who was pulled after 4.2 hitless innings.
- + **POSTSEASON:** Made 5 relief apps and was on the mound when the Rays captured the AL pennant...combined to go 1-0 with 1 save, a 1.59 ERA (5.2-IP, 2-H, 2-R, 1-ER, 4-BB, 8-SO) and a .100 opp avg. ...finished each of the 5 games in which he appeared.
- + Became the quickest top overall June Draft selection (No. 1 in 2007) to play in the World Series...surpassed ATL Chipper Jones (drafted in 1990, Series in 1995) and LAD Tim Lincecum (drafted in 1983, Series in 1988)...had appeared in only 5 major league games prior to the postseason.
- + Became the first pitcher ever to earn his first major league win and save in the postseason...also the third rookie to record a win and a save in the same postseason, joining STL Adam Wainwright (2006 World Series) and CIN Rawly Eastwick (1975 NLCS and World Series).
- + During the ALCS, recorded the win in Game 2 and the save in Game 7 when he got the final four outs (three via strikeout)...in Game 7, entered in the 8th inning with two outs and bases loaded and struck out J.D. Drew...was the first rookie to record a postseason save after entering the game in a bases-loaded situation...Jed Lowrie bounced into an unassisted fielder's choice forceout at second base for the final out in the 9th.
- + After the season, was named the Rays No. 1 prospect by *Baseball America*, the No. 1 prospect in all of baseball by MiLB.com, and the No. 2 prospect in the game by ESPN.com.
- + Named 2008 Minor League Player of the Year by *USA Today* and was selected as the Rays Minor League Pitcher of the Year...combined to go 12-1 with a 2.30 ERA (109.2-IP, 92-H, 7-HR, 32-BB, 109-SO) in 19 starts across three minor league levels.

- + Went 11-0 in his first 15 pro starts over his first two stops before losing his first start with Durham Aug 13 vs. Norfolk (Orioles)...made first start on May 22 for Vero Beach, and began his pro career with 20 consecutive scoreless IP... did not allow a run over his first 3 starts.
- + Beat Pedro Martinez (on rehab assignment for the Mets) at Port St. Lucie in his second pro start, May 28 (6-IP, 2-H, 0-R, 0-BB, 9-SO).
- + Went 1-0 with a 3.27 ERA (11-IP, 10-H, 4-R/ER, 4-BB, 15-SO) for Durham in the IL playoffs...won Game 1 of the Gov. Cup semis, 3-0, on Sep 3 at Louisville (5-IP, 3-H, 0-R, 3-BB, 6-SO).
- + Came to big league camp with the Rays and made 2 relief apps, totaling 2 scoreless, hitless innings...made his debut March 8 at Legends Field against the Yankees...hit the first batter and struck out the next three in order, earning a standing ovation...on March 20, left a spring start at the Blue Jays minor league complex in Dunedin with what was later diagnosed as a mild strain of his left elbow, forcing him to the DL...was sidelined until May.
- + Signed with the Rays on Aug 15, **2007** but did not pitch in a minor league game that season...attended the Rays instructional league camp in St. Petersburg for a week and a half in September while taking a break from classes at Vanderbilt.

## AMATEUR CAREER

- + A consensus All-America selection in 2007 at Vanderbilt...earned a virtual clean sweep of college baseball's most prestigious awards...won the Golden Spikes Award as the best amateur baseball player in the country, the Dick Howser Award as college baseball's most outstanding player and *Baseball America's* College Player of the Year...named *Collegiate Baseball's* National co-Player of the Year, won the Brooks Wallace Award as the College Baseball Foundation's Player of the Year, the Roger Clemens Award as the Nation's Top College Pitcher and the SEC's Pitcher of the Year and Male Athlete of the Year.
- + Finished the 2007 season 11-1 with a 2.63 ERA and 194 SO in 133.1 IP...194 SO led the nation and shattered his own school single-season record of 155 set in 2006, when he finished 3rd in the nation...also the 2nd most in a single season in SEC history behind Ben McDonald (202 with LSU, 1989)...11 wins were 2nd most in school history and tops in the SEC.
- + Helped lead Vanderbilt to a school-record 54-13 mark and the school's first-ever SEC regular season and tournament championships... Commodores were ranked No. 1 in the nation nine consecutive weeks heading into the re-

gional tournament...their season ended in a 4-3, 10-inning loss to Michigan in the regional final.

- + Is the school's all-time leader in strikeouts with 441...broke the mark of 350 by former Toronto Blue Jay Mike Willis who pitched at Vandy from 1969-72.
- + In his last college start on June 1 against Austin Peay in the first round of the NCAA Regional Tournament, he tied his career single-game high in strikeouts with 17...worked 9 innings that game and left with the scored tied, 1-1... Commodores won, 2-1.
- + Was the ace of the USA Baseball National Team's gold medal-winning squad that competed at the FISU World University Championships in Cuba over the summer of 2006...named the top prospect on the USA squad.
- + Owned a 0.43 ERA with 151 SO at Blackman (Tenn.) High School...two-time Rutherford County MVP Pitcher...Co-District 7A Pitcher of the Year...Rutherford County Male Athlete of the Year (2002, 2003, 2004)...played in the 2004 High School All-America Game (Albuquerque, N.M.)...selected to all-area, all-district and all-region baseball teams...also earned numerous honors in basketball.
- + Was drafted by the Dodgers in the 19th round of the 2004 June Draft, but did not sign.

## PERSONAL & MISC.

- + Majored in sociology at Vanderbilt.
- + His favorite baseball player of all-time is David Justice.
- + As an 8-year-old was already pitching against kids four years his senior.
- + Has two dates sewn into his glove, the dates that two of his closest high school friends passed away...Tyler Morrissey was 21 when he was killed in an automobile accident on April 24, 2008 and Nathan Stephens died suddenly of a heart attack eight months earlier on Aug 17, 2007 at the age of 22.

## CAREER HIGHS

### COMPLETE GAMES (2),

### SHUTOUTS (1)

7/2/10 at MIN – 4-hit CG;

4/25/10 vs. TOR – 2-hit SHO

### LONGEST OUTING

9.0, 4/25/10 vs. TOR

### STRIKEOUTS

14, 8/28/11 at TOR

### WALKS

6, 6/11/09 vs. LAA

### HR ALLOWED

3, 2x-last 7/15/11 vs. BOS

### RUNS ALLOWED

10, 6/23/09 vs. PHI

### WIN STREAK

5G, 2x-last 4/25/10 – 5/23/10

### LOSS STREAK

3G, 7/20/11 – 8/2/11

CAREER PITCHING

| YEAR                       | CLUB             | W         | L         | ERA         | G         | GS        | CG       | SHO      | SV       | IP           | H          | R          | ER         | HR        | HB        | BB-I         | SO         | WP       | BK       |
|----------------------------|------------------|-----------|-----------|-------------|-----------|-----------|----------|----------|----------|--------------|------------|------------|------------|-----------|-----------|--------------|------------|----------|----------|
| 2008                       | Vero Beach       | 4         | 0         | 1.82        | 6         | 6         | 0        | 0        | 0        | 34.2         | 28         | 7          | 7          | 0         | 0         | 7-0          | 37         | 1        | 0        |
|                            | Montgomery       | 7         | 0         | 1.89        | 9         | 9         | 1        | 0        | 0        | 57.0         | 42         | 13         | 12         | 7         | 4         | 16-1         | 55         | 1        | 0        |
|                            | Durham           | 1         | 1         | 4.50        | 4         | 4         | 0        | 0        | 0        | 18.0         | 22         | 10         | 9          | 0         | 0         | 9-0          | 17         | 1        | 0        |
|                            | <b>Tampa Bay</b> | <b>0</b>  | <b>0</b>  | <b>1.93</b> | <b>5</b>  | <b>1</b>  | <b>0</b> | <b>0</b> | <b>0</b> | <b>14.0</b>  | <b>9</b>   | <b>4</b>   | <b>3</b>   | <b>1</b>  | <b>1</b>  | <b>4-0</b>   | <b>12</b>  | <b>0</b> | <b>0</b> |
| 2009                       | Durham           | 1         | 4         | 3.93        | 8         | 8         | 0        | 0        | 0        | 34.1         | 28         | 20         | 15         | 5         | 1         | 18-0         | 35         | 0        | 0        |
|                            | <b>Tampa Bay</b> | <b>10</b> | <b>7</b>  | <b>4.42</b> | <b>23</b> | <b>23</b> | <b>0</b> | <b>0</b> | <b>0</b> | <b>128.1</b> | <b>119</b> | <b>72</b>  | <b>63</b>  | <b>17</b> | <b>4</b>  | <b>54-0</b>  | <b>102</b> | <b>2</b> | <b>0</b> |
| 2010                       | <b>Tampa Bay</b> | <b>19</b> | <b>6</b>  | <b>2.72</b> | <b>32</b> | <b>31</b> | <b>2</b> | <b>1</b> | <b>0</b> | <b>208.2</b> | <b>170</b> | <b>71</b>  | <b>63</b>  | <b>15</b> | <b>5</b>  | <b>79-1</b>  | <b>188</b> | <b>5</b> | <b>3</b> |
| 2011                       | <b>Tampa Bay</b> | <b>12</b> | <b>13</b> | <b>3.49</b> | <b>34</b> | <b>34</b> | <b>0</b> | <b>0</b> | <b>0</b> | <b>224.1</b> | <b>192</b> | <b>93</b>  | <b>87</b>  | <b>22</b> | <b>9</b>  | <b>63-5</b>  | <b>218</b> | <b>2</b> | <b>0</b> |
| <b>Minor League Totals</b> |                  | <b>13</b> | <b>5</b>  | <b>2.69</b> | <b>27</b> | <b>27</b> | <b>1</b> | <b>0</b> | <b>0</b> | <b>144.0</b> | <b>120</b> | <b>50</b>  | <b>43</b>  | <b>12</b> | <b>5</b>  | <b>50-1</b>  | <b>144</b> | <b>3</b> | <b>0</b> |
| <b>Major League Totals</b> |                  | <b>41</b> | <b>26</b> | <b>3.38</b> | <b>94</b> | <b>89</b> | <b>2</b> | <b>1</b> | <b>0</b> | <b>575.1</b> | <b>490</b> | <b>240</b> | <b>216</b> | <b>55</b> | <b>19</b> | <b>200-6</b> | <b>520</b> | <b>9</b> | <b>3</b> |

1: Selected by the Tampa Bay Rays in the first round (first overall) of the 2007 June Draft. ...signed by Brad Matthews.

CAREER BATTING

| YEAR                       | CLUB      | AVG         | AB        | R        | H        | 2B       | 3B       | HR       | RBI      | SH       | SF       | HB       | BB-I       | SO       | SB       | CS       | GDP      | SLG         | OBP         |
|----------------------------|-----------|-------------|-----------|----------|----------|----------|----------|----------|----------|----------|----------|----------|------------|----------|----------|----------|----------|-------------|-------------|
| 2009                       | Tampa Bay | .333        | 3         | 0        | 1        | 0        | 0        | 0        | 0        | 0        | 0        | 0        | 0-0        | 0        | 0        | 0        | 0        | .333        | .333        |
| 2010                       | Tampa Bay | .143        | 7         | 0        | 1        | 0        | 0        | 0        | 0        | 0        | 0        | 0        | 0-0        | 5        | 0        | 0        | 0        | .143        | .143        |
| 2011                       | Tampa Bay | .000        | 4         | 0        | 0        | 0        | 0        | 0        | 0        | 0        | 0        | 0        | 1-0        | 2        | 0        | 0        | 0        | .000        | .200        |
| <b>Major League Totals</b> |           | <b>.143</b> | <b>14</b> | <b>0</b> | <b>2</b> | <b>0</b> | <b>0</b> | <b>0</b> | <b>0</b> | <b>0</b> | <b>0</b> | <b>0</b> | <b>1-0</b> | <b>7</b> | <b>0</b> | <b>0</b> | <b>0</b> | <b>.143</b> | <b>.200</b> |

ALL-STAR PITCHING

| YEAR | CLUB               | W                     | L | ERA  | G | GS | CG | SHO | SV | IP  | H | R | ER | HR | HB | BB-I | SO | WP | BK |
|------|--------------------|-----------------------|---|------|---|----|----|-----|----|-----|---|---|----|----|----|------|----|----|----|
| 2010 | AL, Los Angeles-AL | 0                     | 0 | 0.00 | 1 | 1  | 0  | 0   | 0  | 2.0 | 1 | 0 | 0  | 0  | 0  | 0-0  | 1  | 0  | 0  |
| 2011 | AL, Arizona        | Selected—Did Not Play |   |      |   |    |    |     |    |     |   |   |    |    |    |      |    |    |    |

POSTSEASON PITCHING

| YEAR                     | SERIES | CLUB       | W        | L        | ERA         | G        | GS       | CG       | SHO      | SV       | IP          | H         | R         | ER        | HR       | HB       | BB-I       | SO        | WP       | BK       |
|--------------------------|--------|------------|----------|----------|-------------|----------|----------|----------|----------|----------|-------------|-----------|-----------|-----------|----------|----------|------------|-----------|----------|----------|
| 2008                     | ALCS   | TB vs. BOS | 1        | 0        | 0.00        | 3        | 0        | 0        | 0        | 1        | 2.1         | 0         | 0         | 0         | 0        | 0        | 2-0        | 4         | 0        | 0        |
|                          | WS     | TB vs. PHI | 0        | 0        | 2.70        | 2        | 0        | 0        | 0        | 0        | 3.1         | 2         | 2         | 1         | 1        | 0        | 2-0        | 4         | 0        | 0        |
| 2010                     | ALDS   | TB vs. TEX | 0        | 2        | 4.97        | 2        | 2        | 0        | 0        | 0        | 12.2        | 17        | 8         | 7         | 2        | 0        | 0-0        | 14        | 0        | 0        |
| 2011                     | ALDS   | TB vs. TEX | 0        | 1        | 4.05        | 1        | 1        | 0        | 0        | 0        | 6.2         | 7         | 3         | 3         | 1        | 0        | 1-0        | 3         | 1        | 0        |
| <b>DS Totals</b>         |        |            | <b>0</b> | <b>3</b> | <b>4.66</b> | <b>3</b> | <b>3</b> | <b>0</b> | <b>0</b> | <b>0</b> | <b>19.1</b> | <b>24</b> | <b>11</b> | <b>10</b> | <b>3</b> | <b>0</b> | <b>1-0</b> | <b>17</b> | <b>1</b> | <b>0</b> |
| <b>LCS Totals</b>        |        |            | <b>1</b> | <b>0</b> | <b>0.00</b> | <b>3</b> | <b>0</b> | <b>0</b> | <b>0</b> | <b>1</b> | <b>2.1</b>  | <b>0</b>  | <b>0</b>  | <b>0</b>  | <b>0</b> | <b>0</b> | <b>2-0</b> | <b>4</b>  | <b>0</b> | <b>0</b> |
| <b>WS Totals</b>         |        |            | <b>0</b> | <b>0</b> | <b>2.70</b> | <b>2</b> | <b>0</b> | <b>0</b> | <b>0</b> | <b>0</b> | <b>3.1</b>  | <b>2</b>  | <b>2</b>  | <b>1</b>  | <b>1</b> | <b>0</b> | <b>2-0</b> | <b>4</b>  | <b>0</b> | <b>0</b> |
| <b>Postseason Totals</b> |        |            | <b>1</b> | <b>3</b> | <b>3.96</b> | <b>8</b> | <b>3</b> | <b>0</b> | <b>0</b> | <b>1</b> | <b>25.0</b> | <b>26</b> | <b>13</b> | <b>11</b> | <b>4</b> | <b>0</b> | <b>5-0</b> | <b>25</b> | <b>1</b> | <b>0</b> |

CAREER FIELDING

| YEAR          | POSITION | PCT         | G         | PO        | A         | E        | TC        | DP       |
|---------------|----------|-------------|-----------|-----------|-----------|----------|-----------|----------|
| 2008          | Pitcher  | 1.000       | 5         | 0         | 1         | 0        | 1         | 0        |
| 2009          | Pitcher  | .957        | 23        | 5         | 17        | 1        | 23        | 0        |
| 2010          | Pitcher  | 1.000       | 32        | 8         | 22        | 0        | 30        | 2        |
| 2011          | Pitcher  | .900        | 34        | 13        | 23        | 4        | 40        | 2        |
| <b>Totals</b> |          | <b>.947</b> | <b>94</b> | <b>26</b> | <b>63</b> | <b>5</b> | <b>94</b> | <b>4</b> |

LEFT-RIGHT BREAKDOWN

|           | 2011 |     |     |    | CAREER |      |     |    |
|-----------|------|-----|-----|----|--------|------|-----|----|
|           | AVG  | AB  | H   | HR | AVG    | AB   | H   | HR |
| vs. Left  | .171 | 210 | 36  | 5  | .198   | 514  | 102 | 6  |
| vs. Right | .250 | 625 | 156 | 17 | .237   | 1636 | 388 | 49 |



LEFT-HANDED PITCHER

# CESAR RAMOS 27

Cesar Ramos (SEE-zer RAH-mos)

| BATS        | THROWS      | HEIGHT      | WEIGHT     |
|-------------|-------------|-------------|------------|
| <b>LEFT</b> | <b>LEFT</b> | <b>6'2"</b> | <b>205</b> |

MAJOR LEAGUE SERVICE **1 year, 85 days**OPENING DAY AGE **27**BORN **6/22/84** in Los Angeles, CARESIDES **Pico Rivera, CA**CONTRACT STATUS **Signed through 2012**

ACQUIRED **From the San Diego Padres along with INF Cole Figueroa, RHP Brandon Gomes and RHP Adam Russell in exchange for SS Jason Bartlett and cash considerations, 12/17/10**

SIGNING SCOUT **Brendan Hause (Padres)**

## X-RAY REPORT

- + Cesar is an avid golfer in his free time, boasting a 10 handicap...in January he golfed in a fundraiser tournament hosted by former major leaguer Glendon Rusch to benefit his Full Count Baseball Academy located in Pasadena, Calif. ...others in attendance included Greg Maddux, Adrian Beltre and Phil Nevin.
- + He was drafted by the Padres out of Long Beach State University in 2005...that season, as a junior, he shared an apartment with teammates Evan Longoria and Troy Tulowitzki, who comprised the left side of the Dirtbags infield...as a sophomore, he was part of a rotation that included future big leaguers Jered Weaver and Jason Vargas.

## 2011 SEASON

- + Rookie spent his first season in the Rays organization and made his second Opening Day roster...led Rays lefthanders with 59 apps over two stints in the majors, and pitched in 4 games for Triple-A Durham.
- + His 59 apps ranked 4th among AL rookies...ranked tied for 5th with Brian Stokes (2007) among rookies in club history and first among lefties...only Esteban Yan (64 in 1998), Ruddy Lugo (64 in 2006) and Lance Carter (62 in 2003) had more.
- + At the time he was optioned to Durham on July 26, led all AL rookies with 46 apps...spent two weeks in Durham and was recalled Aug 7 when Alex Cobb was placed on the DL...after his return, pitched in only 11 of the Rays fi-

nal 50 games...9 of his last 10 apps (Aug 28 through season's end) were scoreless.

- + Allowed 35.4 percent (17 of 48) of his inherited runners to score, 5th-highest rate in the AL and highest on the team.
- + Did not allow a home run or extra-base hit until May 15 vs. BAL, his 16th outing, when he entered with the bases loaded in the 6th inning and allowed a grand slam to BAL J.J. Hardy...yielded only 1 HR over his final 29 outings, beginning June 13...included was a span of 24 apps without a homer.
- + In his career has held left-handed hitters to a .221 avg. (27-for-122) with 2 HR, a .299 OBP and .295 SLG...meanwhile, opposing righties have hit .329 (46-for-140) with 3 HR, a .417 OBP and .464 SLG.

## CAREER HIGHLIGHTS

- + In **2010** made his first Opening Day roster...made 14 relief apps over three stints with the Padres (Opening Day-April 21, May 11-21, Sep 5-season's end)...spent the remainder of the season with Triple-A Portland (Padres).
- + During his second stint made 3 apps, allowing 12 hits and 10 R/ER over 2.1 innings (38.57 ERA)...on May 21 at SEA allowed a career-high 7 ER over 1 IP, the most ER allowed by a Padres reliever since Matt Whiteside on Aug 24, 1999 at PHI (1.2-IP, 9-ER).
- + After his final call-up, worked 3.2 scoreless innings over 5 outings to close out the year.

- + Made 30 apps (15 starts) for Portland...as a starter was 4-7 with a 3.16 ERA (77-IP, 27-ER) and a .249 (69-for-277) opp avg.
- + Pitched for Hermosillo of the Mexican Winter League following the regular season.
- + Broke into the majors in **2009** with the Padres, appearing in 5 games (2 starts)...recalled by the Padres on Sep 8 and made his debut on Sep 16 vs. ARI, tossing a scoreless inning from the bullpen.
- + Allowed 1 run over 5.1 innings in his first 3 games, all in relief...finished the season with 2 starts...made his first major league start Sep 25 vs. LAD (5-IP, 4-H, 1-R/ER), earning no decision in a 3-1 win...started the final game of the season, Oct 4 vs. SF.
- + Was invited to major league camp and opened the year with Portland...missed all of June and most of July with a left shoulder impingement and did not return to Portland until Aug 17 after a rehabilitation assignment with the Rookie-level AZL Padres in July and a brief stint in August with Class-A Lake Elsinore.
- + In **2008** spent the entire season at Portland, making 27 starts and 1 relief app...tied for 3rd in the Pacific Coast League in starts.
- + Spent the entire **2007** season with Double-A San Antonio...named San Diego's No. 10 prospect heading into the campaign by *Baseball America*.
- + Made 27 starts...tied for the Texas League lead with 2 CG SHO, coming April 30 and June 22, both vs. Midland (A's)...finished among league leaders with a 3.41 ERA (3rd), 13 wins (tied for 3rd), 27 starts (tied for 3rd) and 163.2 IP (3rd).
- + Went 1-1 with a 3.27 ERA (11-IP, 4-ER) and 10 SO in 2 playoff starts, helping the Missions to the Texas League title.

- + In **2006** his 3.70 ERA for Lake Elsinore ranked 2nd in the California League and 7th in the Padres system...named to the league's midseason All-Star Team...led the Storm with 141 IP... was placed on the disabled list on Aug 20 with a left elbow strain...missed the rest of the season and playoffs.
- + In **2005** started his pro career at Short-A Eugene and finished the year with Class-A Fort Wayne...made his pro debut on June 29 at Boise, tossing a perfect inning.

## AMATEUR CAREER

- + Attended Long Beach State University...finished his collegiate career ranked 2nd on the LBSU career starts list (51), 3rd all-time in wins (28) and 4th in innings pitched (348)...was a two-time All-Conference honoree as a sophomore and junior...went 12-4 with a 2.29 ERA as a sophomore.
- + Member of the 2004 U.S. National Team that won a gold medal at the World University Baseball Championship in Taiwan.
- + Originally drafted by the Rays in the sixth round of the 2002 June Draft out of El Rancho (Calif.) High School but did not sign.

## CAREER HIGHS

### LONGEST OUTING

5.0, 9/29/09 vs. LAD

### LONGEST RELIEF OUTING

2.1, 9/22/09 at COL

### STRIKEOUTS

3, 2x-last 10/04/09 vs. SF

### WALKS

3, 9/29/09 vs. LAD

### HR ALLOWED

1, 5x-last 9/18/11 at BOS

### RUNS ALLOWED

7, 5/21/10 at SEA

### LOSS STREAK

3G, 9/22/09 - 5/24/11



DID YOU KNOW?

## CURRENT FIRST-ROUND DRAFT SELECTIONS

| PLAYER        | * NO. | TEAM, YEAR        |
|---------------|-------|-------------------|
| B.J. Upton    | 2     | Tampa Bay, 2002   |
| Matt Bush     | 1     | San Diego, 2004   |
| Jeff Niemann  | 4     | Tampa Bay, 2004   |
| J.P. Howell   | 31    | Kansas City, 2004 |
| Cesar Ramos   | 35    | San Diego, 2005   |
| Evan Longoria | 3     | Tampa Bay, 2006   |
| David Price   | 1     | Tampa Bay, 2007   |

\* INDICATES OVERALL DRAFT NUMBER

## CAREER PITCHING

| YEAR                       | CLUB          | W         | L         | ERA         | G          | GS         | CG       | SHO      | SV       | IP           | H          | R          | ER         | HR        | HB        | BB-I         | SO         | WP        | BK       |
|----------------------------|---------------|-----------|-----------|-------------|------------|------------|----------|----------|----------|--------------|------------|------------|------------|-----------|-----------|--------------|------------|-----------|----------|
| 2005                       | Eugene        | 0         | 1         | 6.53        | 6          | 4          | 0        | 0        | 0        | 20.2         | 27         | 21         | 15         | 3         | 3         | 7-0          | 13         | 2         | 0        |
|                            | Fort Wayne    | 3         | 2         | 4.19        | 7          | 7          | 1        | 0        | 0        | 38.2         | 42         | 19         | 18         | 0         | 1         | 7-0          | 32         | 2         | 0        |
| 2006                       | Lake Elsinore | 7         | 8         | 3.70        | 26         | 24         | 0        | 0        | 0        | 141.0        | 161        | 72         | 58         | 9         | 8         | 44-0         | 70         | 4         | 0        |
| 2007                       | San Antonio   | 13        | 9         | 3.41        | 27         | 27         | 2        | 2        | 0        | 163.2        | 153        | 69         | 62         | 15        | 6         | 43-0         | 90         | 5         | 0        |
| 2008                       | Portland      | 9         | 11        | 5.29        | 28         | 27         | 0        | 0        | 0        | 149.2        | 183        | 108        | 88         | 17        | 5         | 57-0         | 105        | 2         | 0        |
| 2009                       | Portland      | 5         | 6         | 3.99        | 15         | 15         | 1        | 0        | 0        | 76.2         | 84         | 42         | 34         | 7         | 0         | 31-2         | 45         | 5         | 0        |
|                            | AZL Padres    | 0         | 1         | 2.25        | 4          | 2          | 0        | 0        | 0        | 8.0          | 8          | 3          | 2          | 0         | 0         | 0-0          | 8          | 0         | 0        |
|                            | Lake Elsinore | 1         | 0         | 1.00        | 2          | 1          | 0        | 0        | 0        | 9.0          | 9          | 1          | 1          | 0         | 0         | 5-0          | 6          | 0         | 0        |
|                            | San Diego     | 0         | 1         | 3.07        | 5          | 2          | 0        | 0        | 0        | 14.2         | 19         | 5          | 5          | 0         | 0         | 4-0          | 10         | 0         | 0        |
| 2010                       | San Diego     | 0         | 1         | 11.88       | 14         | 0          | 0        | 0        | 0        | 8.1          | 18         | 11         | 11         | 1         | 0         | 4-0          | 9          | 1         | 1        |
|                            | Portland      | 6         | 7         | 3.28        | 30         | 15         | 1        | 0        | 0        | 96.0         | 90         | 37         | 35         | 7         | 2         | 43-1         | 63         | 3         | 0        |
| 2011                       | Tampa Bay     | 0         | 1         | 3.92        | 59         | 0          | 0        | 0        | 0        | 43.2         | 36         | 22         | 19         | 4         | 3         | 25-8         | 31         | 1         | 0        |
|                            | Durham        | 2         | 0         | 4.50        | 4          | 0          | 0        | 0        | 0        | 4.0          | 5          | 2          | 2          | 1         | 0         | 2-0          | 1          | 0         | 0        |
| <b>Minor League Totals</b> |               | <b>46</b> | <b>45</b> | <b>4.01</b> | <b>149</b> | <b>122</b> | <b>5</b> | <b>2</b> | <b>0</b> | <b>707.1</b> | <b>762</b> | <b>374</b> | <b>315</b> | <b>59</b> | <b>25</b> | <b>239-3</b> | <b>433</b> | <b>23</b> | <b>0</b> |
| <b>Major League Totals</b> |               | <b>0</b>  | <b>3</b>  | <b>4.73</b> | <b>78</b>  | <b>2</b>   | <b>0</b> | <b>0</b> | <b>0</b> | <b>66.2</b>  | <b>73</b>  | <b>38</b>  | <b>35</b>  | <b>5</b>  | <b>3</b>  | <b>33-8</b>  | <b>50</b>  | <b>2</b>  | <b>1</b> |

1: Selected by the San Diego Padres in the first round (35th overall) of the 2005 June Draft...signed by Brendan Hause. 2: Acquired by the Tampa Bay Rays along with INF Cole Figueroa, RH Brandon Gomes and RH Adam Russell from San Diego in exchange for SS Jason Bartlett and cash considerations, December 17, 2010.

## CAREER FIELDING

| YEAR          | POSITION | PCT          | G         | PO       | A         | E        | TC        | DP       |
|---------------|----------|--------------|-----------|----------|-----------|----------|-----------|----------|
| 2009          | Pitcher  | 1.000        | 5         | 2        | 2         | 0        | 4         | 0        |
| 2010          | Pitcher  | 1.000        | 14        | 1        | 0         | 0        | 1         | 0        |
| 2011          | Pitcher  | 1.000        | 59        | 3        | 2         | 0        | 12        | 1        |
| <b>Totals</b> |          | <b>1.000</b> | <b>78</b> | <b>6</b> | <b>11</b> | <b>0</b> | <b>17</b> | <b>1</b> |

## LEFT-RIGHT BREAKDOWN

|           | 2011 |    |    |    | CAREER |     |    |    |
|-----------|------|----|----|----|--------|-----|----|----|
|           | AVG  | AB | H  | HR | AVG    | AB  | H  | HR |
| vs. Left  | .221 | 86 | 19 | 2  | .221   | 122 | 27 | 2  |
| vs. Right | .227 | 75 | 17 | 2  | .329   | 140 | 46 | 3  |



James Shields jokes around with a few members of the Big Game James Club prior to a game last season.

PHOTO BY  
STEVEN KOVICH





RIGHT-HANDED PITCHER

# FERNANDO RODNEY 56

Fernando Rodney

| BATS  | THROWS | HEIGHT | WEIGHT |
|-------|--------|--------|--------|
| RIGHT | RIGHT  | 5'11"  | 220    |

MAJOR LEAGUE SERVICE **8 years, 137 days**  
 OPENING DAY AGE **35**  
 BORN **3/18/77** in **Samana, D.R.**  
 RESIDES **Santo Domingo, D.R.**  
 CONTRACT STATUS **Signed through 2012**  
 ACQUIRED **Signed as a free agent, 1/4/12**  
 SIGNING SCOUT **Ramon Peña (Tigers)**

## X-RAY REPORT

- + Has been an avid fisherman all of his life and has a necklace with the teeth of some of his catches...also enjoys a steady diet of fish and finds the eyes a particular delicacy.

## 2011 SEASON

- + His 32 innings pitched were his fewest since 2003...began the season as the Angels closer and saved their Opening Day win at KC...yielded that role to rookie Jordan Walden in April...was 3 of 7 in save chances, earning his last save on May 30 at KC.
- + Was 2nd on the staff in appearances through May with 25 while holding opponents to a .195 avg., but appeared in only 14 games the rest of the season including only 2 of the final 29 games...missed 35 games while on the disabled list with a strained upper back, June 9-July 21.
- + Held right-handed hitters to a .180 (11-for-61) clip...in the 7 seasons following his rookie season (2003), has held righties to a .216 (160-for-741) mark.
- + Allowed 1 HR (B.J. Upton, April 29 at TB), the only homer he has allowed in his last 67 apps...the next day he threw a wild pitch in the 10th with 2 outs and Matt Joyce on third base to give the Rays a 2-1 win, their first ever on a walk-off wild pitch...also lost to the Rays in the 10th inning on June 8 at LAA...went on DL the next day.
- + Averaged 7.88 BB/9 innings (32-IP, 28-BB), highest in the majors among pitchers with 25 or more innings...all but one of his apps were less than 2 innings...5 times he entered the game before the 8th inning, something he had not done since 2008.

## CAREER HIGHLIGHTS

- + In his first season with the Angels in **2010**, his 72 apps and 68 relief innings led the staff and his 14 saves were 2nd...converted all 5 save opportunities in April when closer Brian Fuentes was on the disabled list and then saved 9 of the Angels final 17 wins when Fuentes was traded to Minnesota on Aug 27.
- + In **2009** converted a major-league-best 37 of 38 save opportunities for Detroit...his 97.4 percent success rate remains the 7th best for one season in AL history...set career highs in saves (37), appearances (73), innings (75.2) and games finished with an AL-high 65.
- + Converted his first 22 save chances before finally failing on Aug 1 at CLE.
- + Suffered the 12-inning, 6-5 walk-off loss in Game 163 (Oct 6 at MIN) to decide the AL Central crown...worked 3 innings, tying his career high before allowing a game-winning single to Alexi Casilla.
- + Recorded the win on July 25 vs. CWS, his first victory in nearly two years (since Aug 14, 2007 at CLE).
- + Missed the first 11 weeks of the **2008** season for the Tigers with right shoulder tendinitis...took over closer role for the final 2 months of the season when Todd Jones went on the DL.
- + Made his season debut on June 16 and allowed 5 ER in 0.1 innings over his first 2 apps...pitched to a 3.83 ERA (40-IP, 17-ER) the rest of the season.
- + For the only time in his career he saved games in 3 consecutive days, Sep 25-27, all vs. the Rays, who still clinched the AL East title during that span.

- + Two stints on the Tigers disabled list limited him to 48 apps in **2007**...worked to a 2.63 ERA (24-IP, 7-ER) over his final 23 games and didn't allow a run in 12 August apps...was on DL from May 21-June 4 with biceps tendinitis and again, June 24-Aug 3 with shoulder tendinitis.
- + In his first full season in the majors in **2006** he led the AL champions with 63 apps and won 7 games, most by a Tigers reliever since Joe Boever (1994)...also had 7 saves, 5 of which came in April when closer Todd Jones opened the season on the disabled list...his first 13 apps were scoreless while he was 5-for-5 in save chances...also pitched in 7 of the Tigers 13 postseason games, compiling a 2.35 ERA (7.2-IP, 2-ER).
- + Missed the first two months of the **2005** season with right shoulder inflammation...assumed the closer role over the last 2 months of the season and wound up with 9, tied for the club lead with Ugueth Urbina...saved both games of a doubleheader on Aug 14 at KC, a pair of one-run games, the first Tiger to do that since Mike Henneman on Aug 5, 1988.
- + Missed the entire **2004** season after undergoing ulnar collateral ligament reconstruction surgery on his right elbow on April 29, 2004...surgery was performed by Dr. James Andrews.
- + Began the **2003** season at Triple-A Toledo (Tigers), but had 2 stints with the Tigers who lost an AL-record 119 games...was up June 22-July 25, then came up for good starting Aug 24.
- + Assumed the closer role the final month and earned his first major league save on Sep 2 vs. CLE...retired all 6 batters he faced, striking out 4...did not allow a run in his final 25 apps with Toledo and was named the Best Reliever in the International League by *Baseball America*.
- + Made his major league debut on May 4, **2002** at MIN...worked 1.1 innings and lost on an unearned run...had 4 separate stints with Tigers...began the **2001** season in the starting rotation at Class-A Lakeland, but after 2 stints on the DL that season never started again.

### CAREER HIGHS

#### LONGEST OUTING

3.0, 6x-last 10/6/09 at MIN

#### STRIKEOUTS

7, 7/15/05 vs. KC

#### WALKS

3, 10x-last 9/2/11 vs. MIN

#### HR ALLOWED

2, 2x-last 5/9/06 at BAL

#### RUNS ALLOWED

6, 6/25/03 at BOS

#### WIN STREAK

4, 4/10 - 5/30/10

#### LOSS STREAK

9, 9/29/07 - 7/6/09

## CAREER PITCHING

| YEAR | CLUB                   | W  | L  | ERA  | G   | GS | CG | SHO | SV | IP    | H   | R   | ER  | HR | HB | BB-I   | SO  | WP | BK |  |
|------|------------------------|----|----|------|-----|----|----|-----|----|-------|-----|-----|-----|----|----|--------|-----|----|----|--|
| 1998 | DSL Tigers             | 1  | 3  | 3.38 | 11  | 5  | 0  | 0   | 1  | 32.0  | 25  | 16  | 12  | 4  | 1  | 19-2   | 37  | 2  | 3  |  |
| 1999 | GCL Tigers             | 3  | 3  | 2.40 | 22  | 0  | 0  | 0   | 9  | 30.0  | 20  | 8   | 8   | 1  | 3  | 21-0   | 39  | 1  | 1  |  |
|      | Lakeland               | 1  | 0  | 1.42 | 4   | 0  | 0  | 0   | 2  | 6.1   | 7   | 1   | 1   | 0  | 1  | 1-0    | 5   | 0  | 0  |  |
| 2000 | West Michigan          | 6  | 4  | 2.94 | 22  | 10 | 0  | 0   | 0  | 82.2  | 74  | 34  | 27  | 2  | 2  | 35-0   | 56  | 3  | 0  |  |
| 2001 | Lakeland               | 4  | 2  | 3.42 | 16  | 9  | 0  | 0   | 0  | 55.1  | 53  | 26  | 21  | 2  | 1  | 19-1   | 44  | 1  | 1  |  |
|      | GCL Tigers             | 0  | 0  | 0.00 | 1   | 1  | 0  | 0   | 0  | 1.0   | 0   | 0   | 0   | 0  | 0  | 1-0    | 1   | 0  | 0  |  |
|      | Erie                   | 0  | 0  | 4.26 | 4   | 0  | 0  | 0   | 1  | 6.1   | 7   | 3   | 3   | 1  | 2  | 3-0    | 8   | 0  | 0  |  |
| 2002 | Erie                   | 1  | 0  | 1.33 | 21  | 0  | 0  | 0   | 11 | 20.1  | 14  | 4   | 3   | 0  | 0  | 5-0    | 18  | 3  | 0  |  |
|      | Detroit                | 1  | 3  | 6.00 | 20  | 0  | 0  | 0   | 0  | 18.0  | 25  | 15  | 12  | 2  | 0  | 10-2   | 10  | 0  | 1  |  |
|      | Toledo                 | 1  | 1  | 0.81 | 20  | 0  | 0  | 0   | 4  | 22.1  | 13  | 4   | 2   | 1  | 1  | 9-0    | 25  | 2  | 2  |  |
| 2003 | Toledo                 | 1  | 1  | 1.33 | 38  | 0  | 0  | 0   | 23 | 40.2  | 22  | 6   | 6   | 0  | 4  | 13-0   | 58  | 3  | 0  |  |
|      | Detroit                | 1  | 3  | 6.07 | 27  | 0  | 0  | 0   | 3  | 29.2  | 35  | 20  | 20  | 2  | 1  | 17-1   | 33  | 0  | 0  |  |
| 2004 | Injured - Did Not Play |    |    |      |     |    |    |     |    |       |     |     |     |    |    |        |     |    |    |  |
| 2005 | Toledo                 | 0  | 0  | 3.00 | 3   | 0  | 0  | 0   | 0  | 3.0   | 2   | 1   | 1   | 0  | 2  | 1-0    | 4   | 0  | 0  |  |
|      | Detroit                | 2  | 3  | 2.86 | 39  | 0  | 0  | 0   | 9  | 44.0  | 39  | 14  | 14  | 5  | 2  | 17-3   | 42  | 2  | 0  |  |
| 2006 | Detroit                | 7  | 4  | 3.52 | 63  | 0  | 0  | 0   | 7  | 71.2  | 51  | 36  | 28  | 6  | 8  | 34-4   | 65  | 3  | 0  |  |
| 2007 | Detroit                | 2  | 6  | 4.26 | 48  | 0  | 0  | 0   | 1  | 50.2  | 46  | 27  | 24  | 5  | 3  | 21-0   | 54  | 4  | 0  |  |
|      | Toledo                 | 0  | 0  | 0.00 | 4   | 0  | 0  | 0   | 0  | 3.0   | 4   | 0   | 0   | 0  | 0  | 2-0    | 4   | 0  | 0  |  |
| 2008 | Toledo                 | 1  | 0  | 6.75 | 4   | 0  | 0  | 0   | 0  | 5.1   | 3   | 4   | 4   | 1  | 1  | 5-0    | 8   | 1  | 0  |  |
|      | Detroit                | 0  | 6  | 4.91 | 38  | 0  | 0  | 0   | 13 | 40.1  | 34  | 22  | 22  | 3  | 3  | 30-5   | 49  | 3  | 0  |  |
| 2009 | Detroit                | 2  | 5  | 4.40 | 73  | 0  | 0  | 0   | 37 | 75.2  | 70  | 38  | 37  | 8  | 2  | 41-4   | 61  | 5  | 0  |  |
| 2010 | Los Angeles-AL         | 4  | 3  | 4.24 | 72  | 0  | 0  | 0   | 14 | 68.0  | 70  | 33  | 32  | 4  | 5  | 35-1   | 53  | 4  | 0  |  |
| 2011 | Los Angeles-AL         | 3  | 5  | 4.50 | 39  | 0  | 0  | 0   | 3  | 32.0  | 26  | 18  | 16  | 1  | 3  | 28-0   | 26  | 2  | 0  |  |
|      | Inland Empire          | 0  | 0  | 9.00 | 2   | 1  | 0  | 0   | 0  | 2.0   | 2   | 2   | 2   | 0  | 0  | 1-0    | 3   | 0  | 0  |  |
|      | Minor League Totals    | 19 | 14 | 2.61 | 172 | 26 | 0  | 0   | 51 | 310.1 | 246 | 109 | 90  | 12 | 18 | 135-3  | 310 | 16 | 7  |  |
|      | Major League Totals    | 22 | 38 | 4.29 | 419 | 0  | 0  | 0   | 87 | 430.0 | 396 | 223 | 205 | 36 | 27 | 233-20 | 393 | 23 | 1  |  |

1: Signed by the Detroit Tigers as a free agent, November 1, 1997...signed by Ramon Peña. 2: Signed by the Los Angeles Angels of Anaheim as a free agent, December 24, 2009. 3: Signed by the Tampa Bay Rays as a free agent, January 4, 2012.

CAREER BATTING

| YEAR | CLUB    | AVG  | AB | R | H | 2B | 3B | HR | RBI | SH | SF | HB | BB-I | SO | SB | CS | GDP | SLG  | OBP  |
|------|---------|------|----|---|---|----|----|----|-----|----|----|----|------|----|----|----|-----|------|------|
| 2006 | Detroit | .000 | 1  | 0 | 0 | 0  | 0  | 0  | 0   | 0  | 0  | 0  | 0-0  | 0  | 0  | 0  | 0   | .000 | .000 |

POSTSEASON PITCHING

| YEAR                     | SERIES | CLUB        | W        | L        | ERA         | G        | GS       | CG       | SHO      | SV       | IP         | H        | R        | ER       | HR       | HB       | BB-I       | SO       | WP       | BK       |
|--------------------------|--------|-------------|----------|----------|-------------|----------|----------|----------|----------|----------|------------|----------|----------|----------|----------|----------|------------|----------|----------|----------|
| 2006                     | ALCS   | DET vs. OAK | 0        | 0        | 0.00        | 3        | 0        | 0        | 0        | 0        | 3.2        | 1        | 0        | 0        | 0        | 0        | 1-0        | 4        | 0        | 0        |
|                          | WS     | DET vs. STL | 0        | 0        | 4.50        | 4        | 0        | 0        | 0        | 0        | 4.0        | 5        | 4        | 2        | 0        | 0        | 4-1        | 5        | 0        | 0        |
| <b>Postseason Totals</b> |        |             | <b>0</b> | <b>0</b> | <b>2.35</b> | <b>7</b> | <b>0</b> | <b>0</b> | <b>0</b> | <b>0</b> | <b>7.2</b> | <b>6</b> | <b>4</b> | <b>2</b> | <b>0</b> | <b>0</b> | <b>5-1</b> | <b>9</b> | <b>0</b> | <b>0</b> |

WORLD BASEBALL CLASSIC PITCHING

| YEAR | CLUB               | W | L | ERA  | G | GS | CG | SHO | SV | IP  | H | R | ER | HR | HB | BB-I | SO | WP | BK |
|------|--------------------|---|---|------|---|----|----|-----|----|-----|---|---|----|----|----|------|----|----|----|
| 2006 | Dominican Republic | 0 | 0 | 0.00 | 4 | 0  | 0  | 0   | 1  | 4.2 | 2 | 0 | 0  | 0  | 0  | 3-1  | 7  | 0  | 0  |

CAREER FIELDING

| YEAR          | POSITION | PCT         | G          | PO        | A         | E        | TC        | DP       |
|---------------|----------|-------------|------------|-----------|-----------|----------|-----------|----------|
| 2002          | Pitcher  | 1.000       | 20         | 1         | 1         | 0        | 2         | 0        |
| 2003          | Pitcher  | 1.000       | 27         | 0         | 3         | 0        | 3         | 0        |
| 2005          | Pitcher  | .857        | 39         | 3         | 3         | 1        | 7         | 0        |
| 2006          | Pitcher  | .933        | 63         | 5         | 9         | 1        | 15        | 0        |
| 2007          | Pitcher  | .933        | 48         | 2         | 12        | 1        | 15        | 0        |
| 2008          | Pitcher  | 1.000       | 38         | 4         | 2         | 0        | 6         | 0        |
| 2009          | Pitcher  | 1.000       | 73         | 6         | 10        | 0        | 16        | 0        |
| 2010          | Pitcher  | 1.000       | 72         | 7         | 10        | 0        | 17        | 0        |
| 2011          | Pitcher  | .833        | 39         | 2         | 3         | 1        | 6         | 1        |
| <b>Totals</b> |          | <b>.954</b> | <b>419</b> | <b>30</b> | <b>53</b> | <b>4</b> | <b>87</b> | <b>1</b> |

LEFT-RIGHT BREAKDOWN

|           | 2011 |    |    |    | CAREER |     |     |    |
|-----------|------|----|----|----|--------|-----|-----|----|
|           | AVG  | AB | H  | HR | AVG    | AB  | H   | HR |
| vs. Left  | .273 | 55 | 15 | 0  | .261   | 778 | 203 | 17 |
| vs. Right | .180 | 61 | 11 | 1  | .227   | 849 | 193 | 19 |




DID YOU KNOW?

RAY'S ALL-TIME EJECTION LEADERS

Joe Maddon leads the list with 22 ejections and Carl Crawford leads Rays players with five. Thirty-three of the Rays 125 ejections all-time have come against Boston. The Rays had eight players/coaches ejected and the Red Sox none on Aug 29, 2000.

|                  |    |               |   |
|------------------|----|---------------|---|
| Joe Maddon       | 22 | Mike DiFelice | 3 |
| Larry Rothschild | 15 | Dave Martinez | 3 |
| Lou Piniella     | 9  | David Price   | 2 |
| Hal McRae        | 7  | Julio Lugo    | 2 |
| Carl Crawford    | 5  | Aubrey Huff   | 2 |
| B.J. Upton       | 4  | Jose Cardenal | 2 |
| Greg Vaughn      | 4  | Mike Butcher  | 2 |
| John McLaren     | 3  | Jonny Gomes   | 2 |



INFIELDER

# SEAN RODRIGUEZ 1

Sean John Rodriguez

| BATS         | THROWS       | HEIGHT      | WEIGHT     |
|--------------|--------------|-------------|------------|
| <b>RIGHT</b> | <b>RIGHT</b> | <b>6'0"</b> | <b>200</b> |

MAJOR LEAGUE SERVICE **2 years, 133 days**OPENING DAY AGE **26**BORN **4/26/85** in Miami, FLRESIDES **Miami, FL**CONTRACT STATUS **Signed through 2012**

ACQUIRED **From the Los Angeles Angels as the player to be named (9/1/09) along with LHP Alex Torres and INF Matthew Sweeney in exchange for LHP Scott Kazmir, 8/28/09**

SIGNING SCOUT **Mike Silvestri (Angels)**

FOLLOW HIM @SeanJRodriguez1

## X-RAY REPORT

- + Sean has countless friends and family members in Miami, and each season when the Rays visit the Marlins his family hosts a barbecue with 50 or more people in attendance...at the old Sun Life Stadium he regularly had 50 supporters per game in the stands, with a different crowd at each game.
- + His father, Johnny Rodriguez, is a longtime baseball man and the manager of the Class-A Palm Beach Cardinals of the Florida State League...this is his first season with Palm Beach, marking the first time in his career he's spent a season near his family in Miami... Johnny has coached, managed and scouted in eight different organizations and spent the last three seasons managing Class-A Quad Cities River Bandits (Cardinals), who won the Midwest League title in 2011.
- + His brother, Robert, was a catcher in the Nationals minor league system for five years (2002-06)...he now coaches at Westwood Christian High School in Miami.
- + (2009), Willy Aybar (2008) and Tomas Perez (2006) are the only others to do it in their Rays careers.
- + Appeared in a career-high 129 games with 108 starts (49-SS, 41-2B, 16-3B, 3-1B)...started 64 of the final 78 games after only starting 44 of the first 83 games.
- + For the second consecutive year, batted everywhere in the lineup except cleanup.
- + Set a club record with 18 HBP, eclipsing the mark set by Jonny Gomes (14) in 2004...ranked 2nd in the AL behind CWS Carlos Quentin (23)... was his second straight season leading the team in HBP (8 in 2010).
- + Became the first player since STL Gregg Jefferies in 1993 to hit into a triple play and participate in one defensively in the same season...both were "around the horn" 5-4-3 triple plays...was at first base when the Rays pulled the 3rd triple play in history on Sep 27 vs. NYY... became the first Ray to ground into one on Aug 16 at BOS.
- + Set career highs with 20 doubles, 38 walks and a .323 OBP.
- + His .223 avg. was the 5th-lowest in the majors among players with at least 400 PA...his .179 (15-for-84) avg. with RISP ranked 6th lowest in the majors.
- + Batted .273 (38-for-139) against left-handed pitchers but just .192 (45-for-234) against

## 2011 SEASON

- + Was one of six major leaguers to start at all four infield positions joining OAK Adam Rosales, OAK Andy LaRoche, HOU Matt Downs, PIT Brandon Wood and SD Alberto Gonzalez...it was the 2nd straight year he started at all 4 positions...he and Aaron Ledesma (1998-99) are the only two Rays to do it twice...Ben Zobrist

- righties...in his career, has hit 48 points higher vs. lefties than righties (.260 to .212).
- + Committed 3 errors at shortstop May 30 vs. TEX, matching the club record (5th time, last by Dioner Navarro on June 6, 2009 at NYY).
  - + Went 2-for-4 with a HR and 2B and tied a career high with 4 RBI in the Rays 5-1 win on June 17 vs. FLA...his .414 (12-for-29) career avg. against the Marlins is the Miami native's best vs. an opponent.
  - + Led the Rays to a 3-2 walk-off win on Aug 24 vs. DET when he hustled from first base to beat 3B Brandon Inge's throw to second with the bases loaded and 2 out in the 10th.
  - + He and Desmond Jennings hit back-to-back homers in the 2nd inning in the Rays 12-0 win on Aug 28 at TOR...was the first time in franchise history the 9th and 1st hitters in the lineup went back-to-back...that HR off Brandon Morrow, the ball clocked in at 118.4 mph off the bat according to the ESPN Home Run Tracker website...this was the fastest speed recorded for any home run hit in the major leagues in 2011.
  - + **POSTSEASON:** Started Games 1, 2 and 4 at shortstop in the ALDS vs. Texas...had a single, 2 walks and scored all 3 runs in the Rays 4-3 loss in Game 4...scored the first run in a bone-jarring collision with Rangers catcher Mike Napoli that dislodged the ball.
- ### CAREER HIGHLIGHTS
- + In **2010**, played in 118 games, making 93 starts...started at seven different positions (7B, 2B, 4-CF, 3-RF, 3-3B, 2-1B, 1-SS, 1-LF), joining teammate Ben Zobrist (2009) as the only players to start at seven positions in Rays history... he and Zobrist are also the only players in the majors to do so since NYM Joe McEwing did the same in 2002...at 25, Sean was the youngest to do it since STL Jose Oquendo did it at age 23 in 1987...also served as the Rays emergency catcher until September call-ups arrived, but was never needed to play.
  - + Made his first Opening Day roster and spent his first full season in the majors after setting club spring training records in batting avg. (.460), hits (29) and runs (20)...also hit 6 HR...was the Opening Day starter at second base.
  - + Hit 63 points better against left-handed pitching (.292 to .229).
  - + On May 29 entered the game for injured SS Jason Bartlett, who was placed on the DL...started a career-high 15-game hitting streak that night...batted .407 (22-for-54) during the streak.
  - + On June 1 at TOR he delivered a 2-out, 3-run double off closer Kevin Gregg to cap a 4-run 9th and give the Rays a 7-6 win.
  - + On Sep 1 vs. TOR went 3-for-3, a double short of the cycle, and stole his 11th base...all 3 of his hits came off Shaun Marcum, giving him 6 consecutive hits vs. Marcum, 5 for extra bases... missed a chance to complete the cycle when he was intentionally walked in his final plate app.
  - + Hit .513 (20-for-39) on the first pitch, 4th best in the AL and the 4th highest in club history.
  - + **POSTSEASON:** Made 4 apps (all at 2B) in the ALDS vs. TEX, including starts in Games 1, 2 and 5.
  - + On Sep 1, **2009** was acquired by the Rays from the Angels as the player to be named in the Scott Kazmir trade on Aug 28...spent the majority of the season in Triple-A (Salt Lake and Durham) and played in 12 major league games over two stints with the Angels.
  - + Combined to hit .294 (113-for-385) in the minors with 30 HR, 98 RBI, 87 R, 9 SB, 55 BB, .397 OBP and .608 SLG in 108 games...tied for 7th among all minor leaguers in home runs... ranked 3rd among full-season minor leaguers in slugging...including the majors, hit 32 homers with 102 RBI, both career highs.
  - + Among all Triple-A players ranked 2nd in slugging pct., tied for 2nd in HR, tied for 4th in RBI and 5th in runs scored...in the Pacific Coast League, finished 2nd in HR (29), 4th in RBI (93), 5th in OBP (.400), 2nd in SLG (.616) and 2nd in AB/HR ratio (12.59)...led the Angels system in HR and RBI.
  - + Made his major league debut with Los Angeles in **2008** but spent the majority of the season in Salt Lake...received significant playing time in the majors following multiple injuries to Angels infielders.
  - + The Angels went 33-14 in the 47 games he started...played in 59 games overall: 51-2B, 4-SS, 1-3B...made only 2 errors (both at 2B) for a .992 fielding pct.
  - + Made his major league debut on April 19 vs. SEA...singled in the 6th inning off Jarrod Washburn for his first major league hit...collected his first career home run on June 1 vs. TOR off A.J. Burnett.
  - + Entered the season ranked by *Baseball America* as the No. 7 prospect in the Angels system...also rated the Best Infield Arm in the organization.
  - + Entered **2007** as a non-roster invite and ranked as the No. 8 prospect in the Angels system by *BA*...spent the entire season with

Double-A Arkansas and earned a selection to the Texas League All-Star Game, his fifth All-Star selection in the minors.

- + Led the Travelers with 17 HR, 73 RBI, 84 R, 73 RBI and 19 HBP...his 132 SO led the Texas League.
- + Played 125 of his 136 games at shortstop, committing 19 errors.
- + In **2006** was named the Angels Minor League Player of the Year after splitting the season between Class-A Rancho Cucamonga, Arkansas and Salt Lake...hit a combined .308 (160-for-520) with 29 HR, 86 RBI, 34 2B and 94 R in 135 games, 132 of which came at shortstop...led all Angels minor leaguers in home runs.
- + Spent the majority of the season at Rancho Cucamonga, where he was named to the California League's All-Star Game and postseason All-Star Team...was named a Class-A All-Star by *BA* and *Topps*.
- + Spent the entire **2005** season with Class-A Cedar Rapids of the Midwest League, appearing in 124 games (85 at shortstop)...stole 27 bases...led the Kernels with 78 BB.
- + In **2004** was named Pioneer League Player of the Year after being sent down to Rookie-level Provo from Cedar Rapids...for Provo, hit .338 with 10 HR and 55 RBI and ranked among league leaders in batting, slugging (.569), runs and RBI...was named a Pioneer League post-season All-Star.

## PERSONAL & MISC.

- + Sean and his wife, Giselle, reside in Miami with their daughter, Sofia (4), and son, Sean John (3).
- + Earned 13 All-America honors as a high schooler in Miami...began his career as the center fielder for Miami Coral Park High School (Jose Canseco's alma mater) and transferred to G. Holmes Braddock High School after his sophomore year to play shortstop.
- + In 2002, his junior year at Coral Park, Sean participated in the Perfect Game Showcase at Tropicana Field.

## CAREER HIGHS

### HITS

3, 8x-last 8/27/11 at TOR

### HITTING STREAK

15G, 5/29/10 – 6/15/10

### RBI

4, 2x-last 6/17/11 vs. FLA

### RUNS

2, 14x-last 8/28/11 at TOR

### HR

1, 22x-last 9/21/11 at NYN

### WALKS

2, 9x-last 9/23/11 vs. TOR

### STRIKEOUTS

4, 4/17/10 at BOS

### STOLEN BASES

2, 6/13/10 vs. FLA



In Game 4 of the 2011 ALDS, Rodriguez jarred the ball loose in a collision with Rangers catcher Mike Napoli in the 2nd inning, trimming the Rays deficit to 2-1. Sean scored all three runs in the Rays 4-3, season-ending loss.

PHOTOS BY SKIP MILOS

## CAREER BATTING

| YEAR | CLUB                | AVG         | G          | AB          | R          | H          | 2B         | 3B        | HR         | RBI        | SH        | SF        | HB        | BB-I         | SO         | SB         | CS        | GDP       | SLG         | OBP         | E          |
|------|---------------------|-------------|------------|-------------|------------|------------|------------|-----------|------------|------------|-----------|-----------|-----------|--------------|------------|------------|-----------|-----------|-------------|-------------|------------|
| 2003 | AZL Angels          | .269        | 54         | 216         | 30         | 58         | 8          | 5         | 2          | 25         | 1         | 1         | 7         | 14-0         | 37         | 11         | 4         | 6         | .380        | .332        | 21         |
| 2004 | Cedar Rapids        | .250        | 57         | 196         | 35         | 49         | 8          | 4         | 4          | 17         | 2         | 1         | 7         | 18-0         | 54         | 14         | 4         | 2         | .393        | .333        | 7          |
|      | Provo               | .338        | 64         | 225         | 64         | 76         | 14         | 4         | 10         | 55         | 0         | 1         | 15        | 51-0         | 62         | 9          | 3         | 2         | .569        | .486        | 27         |
| 2005 | Cedar Rapids        | .250        | 124        | 448         | 86         | 112        | 29         | 3         | 14         | 45         | 9         | 2         | 9         | 78-0         | 85         | 27         | 11        | 8         | .422        | .371        | 22         |
| 2006 | R. Cucamonga        | .301        | 116        | 455         | 78         | 137        | 29         | 5         | 24         | 77         | 3         | 6         | 12        | 47-0         | 124        | 15         | 3         | 9         | .545        | .377        | 29         |
|      | Arkansas            | .354        | 18         | 65          | 16         | 23         | 5          | 0         | 5          | 9          | 1         | 0         | 2         | 11-0         | 18         | 0          | 3         | 1         | .662        | .462        | 6          |
|      | Salt Lake           | .000        | 1          | 2           | 0          | 0          | 0          | 0         | 0          | 0          | 0         | 0         | 0         | 0-0          | 2          | 0          | 0         | 0         | .000        | .000        | 0          |
| 2007 | Arkansas            | .254        | 136        | 508         | 84         | 129        | 31         | 2         | 17         | 73         | 2         | 4         | 19        | 54-0         | 132        | 15         | 8         | 5         | .423        | .345        | 19         |
| 2008 | Salt Lake           | .306        | 66         | 248         | 68         | 76         | 19         | 1         | 21         | 52         | 2         | 1         | 9         | 29-0         | 45         | 4          | 1         | 4         | .645        | .397        | 4          |
|      | Los Angeles-AL      | <b>.204</b> | <b>59</b>  | <b>167</b>  | <b>18</b>  | <b>34</b>  | <b>8</b>   | <b>1</b>  | <b>3</b>   | <b>10</b>  | <b>2</b>  | <b>1</b>  | <b>3</b>  | <b>14-0</b>  | <b>55</b>  | <b>3</b>   | <b>1</b>  | <b>3</b>  | <b>.317</b> | <b>.276</b> | <b>2</b>   |
| 2009 | Salt Lake           | .299        | 103        | 365         | 81         | 109        | 17         | 6         | 29         | 93         | 3         | 3         | 13        | 51-0         | 119        | 9          | 2         | 5         | .616        | .400        | 15         |
|      | Los Angeles-AL      | <b>.200</b> | <b>12</b>  | <b>25</b>   | <b>4</b>   | <b>5</b>   | <b>0</b>   | <b>0</b>  | <b>2</b>   | <b>4</b>   | <b>0</b>  | <b>1</b>  | <b>0</b>  | <b>3-0</b>   | <b>7</b>   | <b>0</b>   | <b>0</b>  | <b>2</b>  | <b>.440</b> | <b>.276</b> | <b>0</b>   |
|      | Durham              | .200        | 5          | 20          | 6          | 4          | 2          | 0         | 1          | 5          | 0         | 0         | 0         | 4-0          | 3          | 0          | 0         | 1         | .450        | .333        | 0          |
| 2010 | Tampa Bay           | <b>.251</b> | <b>118</b> | <b>343</b>  | <b>53</b>  | <b>86</b>  | <b>19</b>  | <b>2</b>  | <b>9</b>   | <b>40</b>  | <b>5</b>  | <b>1</b>  | <b>8</b>  | <b>21-1</b>  | <b>97</b>  | <b>13</b>  | <b>3</b>  | <b>10</b> | <b>.397</b> | <b>.308</b> | <b>6</b>   |
| 2011 | Tampa Bay           | <b>.223</b> | <b>131</b> | <b>373</b>  | <b>45</b>  | <b>83</b>  | <b>20</b>  | <b>3</b>  | <b>8</b>   | <b>36</b>  | <b>5</b>  | <b>2</b>  | <b>18</b> | <b>38-2</b>  | <b>87</b>  | <b>11</b>  | <b>7</b>  | <b>8</b>  | <b>.357</b> | <b>.323</b> | <b>11</b>  |
|      | Minor League Totals | <b>.281</b> | <b>744</b> | <b>2748</b> | <b>548</b> | <b>773</b> | <b>162</b> | <b>30</b> | <b>127</b> | <b>451</b> | <b>23</b> | <b>19</b> | <b>93</b> | <b>357-0</b> | <b>681</b> | <b>104</b> | <b>39</b> | <b>43</b> | <b>.501</b> | <b>.380</b> | <b>150</b> |
|      | Rays Totals         | <b>.236</b> | <b>249</b> | <b>716</b>  | <b>98</b>  | <b>169</b> | <b>39</b>  | <b>5</b>  | <b>17</b>  | <b>76</b>  | <b>10</b> | <b>3</b>  | <b>26</b> | <b>59-3</b>  | <b>184</b> | <b>24</b>  | <b>10</b> | <b>18</b> | <b>.376</b> | <b>.316</b> | <b>17</b>  |
|      | Major League Totals | <b>.229</b> | <b>320</b> | <b>908</b>  | <b>120</b> | <b>208</b> | <b>47</b>  | <b>6</b>  | <b>22</b>  | <b>90</b>  | <b>12</b> | <b>5</b>  | <b>29</b> | <b>76-3</b>  | <b>246</b> | <b>27</b>  | <b>11</b> | <b>23</b> | <b>.367</b> | <b>.307</b> | <b>19</b>  |

1: Selected by the Los Angeles Angels of Anaheim in the third round of the 2003 June Draft...signed by Mike Silvestri. 2: Acquired by the Tampa Bay Rays from the Angels as the player to be named (September 1) along with LH Alex Torres and INF Matt Sweeney in exchange for LH Scott Kazmir, August 28, 2009.

## POSTSEASON BATTING

| YEAR | SERIES    | CLUB       | AVG         | G        | AB        | R        | H        | 2B       | 3B       | HR       | RBI      | SH       | SF       | HB       | BB-I       | SO       | SB       | CS       | GDP      | SLG         | OBP         | E        |
|------|-----------|------------|-------------|----------|-----------|----------|----------|----------|----------|----------|----------|----------|----------|----------|------------|----------|----------|----------|----------|-------------|-------------|----------|
| 2010 | ALDS      | TB vs. TEX | .200        | 4        | 10        | 2        | 2        | 0        | 0        | 0        | 0        | 0        | 0        | 0        | 0-0        | 5        | 0        | 0        | 0        | .200        | .200        | 1        |
| 2011 | ALDS      | TB vs. TEX | .167        | 4        | 12        | 3        | 2        | 1        | 0        | 0        | 1        | 0        | 0        | 0        | 2-0        | 0        | 0        | 0        | 0        | .250        | .286        | 0        |
|      | DS Totals |            | <b>.182</b> | <b>8</b> | <b>22</b> | <b>5</b> | <b>4</b> | <b>1</b> | <b>0</b> | <b>0</b> | <b>1</b> | <b>0</b> | <b>0</b> | <b>0</b> | <b>2-0</b> | <b>5</b> | <b>0</b> | <b>0</b> | <b>0</b> | <b>.227</b> | <b>.250</b> | <b>1</b> |

## CAREER FIELDING

| YEAR       | POSITION     | PCT          | G | PO         | A          | E          | TC        | DP         |
|------------|--------------|--------------|---|------------|------------|------------|-----------|------------|
| 2008       | Second Base  | .991         |   | 51         | 97         | 127        | 2         | 226        |
|            | Shortstop    | 1.000        |   | 4          | 5          | 12         | 0         | 17         |
|            | Third Base   | -            |   | 1          | 0          | 0          | 0         | 0          |
| 2009       | Second Base  | 1.000        |   | 5          | 5          | 6          | 0         | 11         |
|            | Left Field   | 1.000        |   | 3          | 2          | 0          | 0         | 2          |
|            | Right Field  | -            |   | 2          | 0          | 0          | 0         | 0          |
|            | Center Field | 1.000        |   | 2          | 1          | 0          | 0         | 1          |
|            | Second Base  | .984         |   | 92         | 138        | 222        | 6         | 366        |
| 2010       | Center Field | 1.000        |   | 9          | 8          | 0          | 0         | 8          |
|            | Right Field  | 1.000        |   | 8          | 6          | 0          | 0         | 6          |
|            | Third Base   | 1.000        |   | 7          | 7          | 5          | 0         | 12         |
|            | Left Field   | 1.000        |   | 5          | 8          | 0          | 0         | 8          |
|            | Shortstop    | 1.000        |   | 5          | 0          | 3          | 0         | 3          |
|            | First Base   | 1.000        |   | 3          | 23         | 1          | 0         | 24         |
|            | Shortstop    | .947         |   | 60         | 55         | 105        | 9         | 169        |
|            | Second Base  | .989         |   | 48         | 66         | 112        | 2         | 180        |
|            | Third Base   | 1.000        |   | 30         | 15         | 45         | 0         | 60         |
|            | First Base   | 1.000        |   | 5          | 24         | 1          | 0         | 25         |
| Left Field | 1.000        |              | 2 | 1          | 0          | 0          | 1         |            |
| Totals     | Second Base  | <b>.987</b>  |   | <b>196</b> | <b>306</b> | <b>467</b> | <b>10</b> | <b>783</b> |
|            | Shortstop    | <b>.952</b>  |   | <b>69</b>  | <b>60</b>  | <b>120</b> | <b>9</b>  | <b>189</b> |
|            | Third Base   | <b>1.000</b> |   | <b>38</b>  | <b>22</b>  | <b>50</b>  | <b>0</b>  | <b>72</b>  |
|            | Center Field | <b>1.000</b> |   | <b>11</b>  | <b>9</b>   | <b>0</b>   | <b>0</b>  | <b>9</b>   |
|            | Left Field   | <b>1.000</b> |   | <b>10</b>  | <b>11</b>  | <b>0</b>   | <b>0</b>  | <b>11</b>  |
|            | Right Field  | <b>1.000</b> |   | <b>10</b>  | <b>6</b>   | <b>0</b>   | <b>0</b>  | <b>6</b>   |
|            | First Base   | <b>1.000</b> |   | <b>8</b>   | <b>47</b>  | <b>2</b>   | <b>0</b>  | <b>49</b>  |

## LEFT-RIGHT BREAKDOWN

|           | 2011 |     |    |    |     | CAREER |     |     |    |     |
|-----------|------|-----|----|----|-----|--------|-----|-----|----|-----|
|           | AVG  | AB  | H  | HR | RBI | AVG    | AB  | H   | HR | RBI |
| vs. Left  | .273 | 139 | 38 | 4  | 20  | .260   | 315 | 82  | 7  | 38  |
| vs. Right | .192 | 234 | 45 | 4  | 16  | .212   | 593 | 126 | 15 | 52  |



**RIGHT-HANDED PITCHER**  
**WILKING RODRIGUEZ 51**  
 Wilking (WILL-keen) Jose Rodriguez

|                      |                        |                       |                      |
|----------------------|------------------------|-----------------------|----------------------|
| BATS<br><b>RIGHT</b> | THROWS<br><b>RIGHT</b> | HEIGHT<br><b>6'1"</b> | WEIGHT<br><b>180</b> |
|----------------------|------------------------|-----------------------|----------------------|

MAJOR LEAGUE SERVICE **None**  
 OPENING DAY AGE **22**  
 BORN **3/2/90** in **Puerto Cabello, Venezuela**  
 RESIDES **Puerto Cabello, Venezuela**  
 CONTRACT STATUS **Signed through 2012**  
 ACQUIRED **Signed as a free agent, 2/26/07**  
 SIGNING SCOUT **Ronnie Blanco (Rays)**

## 2011 SEASON

- + Began the season on the disabled list while recovering from right shoulder surgery performed by Dr. Kocco Eaton in October 2010... made 2 rehab starts with Short-A Hudson Valley and was reinstated to Class-A Bowling Green on June 28 where he made 9 starts to finish the season.
- + Compiled a 1.33 ERA (20.1-IP, 3-ER) over 5 starts from June 23-Aug 6 with 24 SO against only 9 H and 5 BB allowed...in all other starts, compiled a 8.03 ERA (24.2-IP, 22-ER) with 19 SO against 39 H and 11 BB...did not allow a hit in a 4-inning start on Aug 6 at South Bend (Diamondbacks).
- + Selected to participate in the Rays Winter Development Program at Tropicana Field in January 2012.
- + Ranked as the No. 23 prospect in the Rays farm system by *Baseball America* entering the 2012 season.

## CAREER HIGHLIGHTS


- + Tossed a career-high 106.1 innings for Bowling Green in **2010**...was 4-3 over his first 11 starts but 0-7 over his final 11 apps (8 starts).
- + In **2009** held opponents to a .213 (44-for-207) avg. at Rookie-level Princeton...ranked 9th in the Appalachian League in ERA (3.21)...led the P-Rays in starts (13) and strikeouts (52).
- + Spent his second season in the VSL in **2008**... had a 2.86 ERA (22-ER, 7-ER) as a starter and a 7.71 ERA (4.2-IP, 4-ER) as a reliever...in his first professional season in **2007**, went 3-2 with a 1.95 ERA (32.1-IP, 7-ER) for the VSL Rays...made 17 apps, all in relief.

## CAREER PITCHING

| YEAR                       | CLUB          | W        | L         | ERA         | G         | GS        | CG       | SHO      | SV       | IP           | H          | R          | ER         | HR        | HB        | BB-I        | SO         | WP        | BK       |
|----------------------------|---------------|----------|-----------|-------------|-----------|-----------|----------|----------|----------|--------------|------------|------------|------------|-----------|-----------|-------------|------------|-----------|----------|
| 2007                       | VSL Rays/Reds | 3        | 2         | 1.95        | 17        | 0         | 0        | 0        | 2        | 32.1         | 23         | 7          | 7          | 1         | 4         | 14-1        | 28         | 1         | 0        |
| 2008                       | VSL Rays      | 0        | 1         | 3.71        | 10        | 8         | 0        | 0        | 0        | 26.2         | 26         | 11         | 11         | 3         | 0         | 6-0         | 29         | 1         | 0        |
| 2009                       | Princeton     | 1        | 6         | 3.21        | 13        | 13        | 0        | 0        | 0        | 56.0         | 44         | 24         | 20         | 5         | 2         | 12-0        | 52         | 1         | 0        |
| 2010                       | Bowling Green | 4        | 10        | 4.23        | 22        | 19        | 0        | 0        | 0        | 106.1        | 109        | 66         | 50         | 11        | 6         | 28-0        | 93         | 10        | 0        |
| 2011                       | Hudson Valley | 1        | 1         | 6.48        | 2         | 2         | 0        | 0        | 0        | 8.1          | 10         | 6          | 6          | 0         | 0         | 2-0         | 9          | 1         | 1        |
|                            | Bowling Green | 0        | 3         | 4.66        | 9         | 9         | 0        | 0        | 0        | 36.2         | 38         | 21         | 19         | 3         | 3         | 14-1        | 34         | 2         | 0        |
| <b>Minor League Totals</b> |               | <b>9</b> | <b>23</b> | <b>3.82</b> | <b>73</b> | <b>51</b> | <b>0</b> | <b>0</b> | <b>2</b> | <b>266.1</b> | <b>250</b> | <b>135</b> | <b>113</b> | <b>23</b> | <b>15</b> | <b>76-2</b> | <b>245</b> | <b>16</b> | <b>1</b> |

1: Signed by the Tampa Bay Rays as a free agent, February 26, 2007...signed by Ronnie Blanco.





FIRST BASE | OUTFIELD

# LUKE SCOTT 30

Luke Brandon Scott

| BATS | THROWS | HEIGHT | WEIGHT |
|------|--------|--------|--------|
| LEFT | RIGHT  | 6'0"   | 205    |

MAJOR LEAGUE SERVICE **5 years, 144 days**

OPENING DAY AGE **33**

BORN **6/25/78** in **Deland, FL**

RESIDES **De Leon Springs, FL**

CONTRACT STATUS **Signed through 2012**

ACQUIRED **Signed as a free agent, 1/23/12**

SIGNING SCOUT **Chad MacDonald (Indians)**

## X-RAY REPORT

- + In each of the past three winters, Luke has visited Valencia, Venezuela, bringing supplies, medicine and baseball equipment to the residents there...Luke played winter ball there in previous seasons and is fluent in Spanish.
- + Scott is from De Leon Springs, Fla., located 120 miles northeast of St. Petersburg and just north of Orlando.
- + An avid hunter, Luke and his brother, Noah, took down a wild boar with a spear this winter on a hunting trip in Live Oak, Fla.

## 2011 SEASON

- + Underwent season-ending surgery to repair a torn labrum in his right shoulder on July 26 and appeared in only 64 games...started 57 games (43-LF, 10-1B, 4-DH).
- + The shoulder bothered him all season and he further aggravated it making a home-run-robbing catch in left field on June 28 vs. STL on a ball hit by Matt Holliday...placed on the DL on July 5...went on a 3-game rehab assignment at Double-A Bowie, July 19-21, and went 5-for-10 with 3 HR...returned to the Orioles on July 22, and after going 0-for-3 vs. the Angels that night, went back on the DL...3 days later had surgery performed by Dr. James Andrews.
- + Hit 6 HR in his first 71 AB, then as the shoulder worsened hit only 3 HR the rest of the season in 138 AB.
- + His home run on June 7 vs. OAK was his 6th career home run to land on Eutaw Street in right field at Oriole Park at Camden Yards, most in park history.

- + Batted 96 points higher at home (.270) than on the road (.174)...in each of his 4 seasons in Baltimore he batted higher at home than on the road...combined as an Oriole to bat .291 (230-for-791, 53-HR) in 239 games at Camden Yards and .229 (181-for-789, 31-HR) in 232 games on the road.
- + Batted .139 (5-for-36) vs. the Rays, but .308 (12-for-39) against the rest of the AL East.
- + Hit his 2nd career pinch-hit HR, April 18 vs. MIN off Matt Capps.
- + Drew a career-high 4 walks on May 16 at BOS, one shy of the Orioles club record.
- + On April 29 at CWS robbed Alexei Ramirez of a home run then homered the next inning...according to Baseball Info Solutions was one of three players to homer and rob a homer in a game in 2011, along with TOR Jose Bautista (June 22 at ATL) and CIN Chris Heisey (July 15 vs. STL).

## CAREER HIGHLIGHTS

- + Over his three previous seasons (2008-10), batted .266 with a combined 84 2B and 75 HR...only four AL players—and no other left-handed hitters—matched those numbers over that span: Evan Longoria, Miguel Cabrera, Kevin Youkilis and Mark Teixeira.
- + Named **2010** Most Valuable Oriole by the members of the local media who cover the club on a regular basis...led team with 27 HR, 5th among AL left-handed hitters.
- + Finished 7th in the AL with a team-high .902 OPS (on-base plus slugging pct.) and was 2nd on the club in RBI (72) and extra-base hits (57).

- + After Buck Showalter took over as manager on Aug 2, batted .288 and led the team in HR (9), RBI (29), extra-base hits (18) SLG (.500) and OBP (.397) in helping the O's to a 34-23 run.
- + Was the team's primary DH with 89 starts, same number as 2009...also had 19 starts at 1B and 13 in LF...hit 23 HR as the DH, 4th in the AL.
- + Named AL Player of the Week, July 19-25, his 3rd career Player of the Week award (also May 25-31, 2009 and July 15-21, 2008).
- + Hit the 100th home run of his career Aug 22 vs. TEX off Tommy Hunter.
- + Had 2-homer games off KC Zack Greinco on May 18 and TB Matt Garza on July 20.
- + Hit his first career pinch-hit homer on April 13 off TB Randy Choate.
- + Batted .297 (103-for-347) with 20 HR and 53 RBI vs. RHP and .240 (24-for-100) with 7 HR and 19 RBI vs. LHP.
- + Homered five times in 17 games against the Rays, matching his most against an opponent in one season (also 5 vs. Detroit in 2008 and 2009).
- + Was on the disabled list July 1-19 with a strained hamstring, suffered while running the bases on a home run June 30 vs. OAK.
- + In 107 games from May 8 through the end of the season, batted .307 with 24 2B, 24 HR and 64 RBI.
- + Served as the team's primary DH in **2009** with 89 starts...also started 8 games at 1B (for the first time in his major league career) and 24 in LF...his 20 HR were 5th among DHs and his .505 SLG mark was 4th.
- + Set a career high with 7 RBI in a 10-4 win July 7 at SEA...in a span of 14 AB from May 27-30 hit 6 HR with 14 RBI.
- + Started 100 games in LF and 25 as the DH in **2008**.
- + Hit only one home run in his first 109 AB as an Oriole, then hit 22 the rest of the season in 366 AB beginning with a 3-run homer off BOS Josh Beckett in a 5-4 win on May 13.
- + Tied with Melvin Mora for 2nd on the team in home runs.
- + Collected the 75,000th hit in O's franchise history with a HR on May 24 at TB off Edwin Jackson...became the 5th player with a multi-HR game against TOR Roy Halladay when he did it on June 8 at TOR...batted .142 (17-for-120) vs. the Rays and Yankees and .296 (105-for-355) against the rest of the majors.
- + In **2007** started at least one game at all 3 outfield positions for the Astros (90-RF, 1-LF, 1-CF).
- + Had a .503 SLG and combined with Carlos Lee (LF) and Hunter Pence (CF) to make the Astros the only team in 2007 to have a starting outfield all slugging .500 or better...only one other Astros outfield has done it: 2000 (Moises Alou, Richard Hidalgo and Lance Berkman).
- + Made his second Opening Day start, going 2-for-4 with a HR and double vs. Pittsburgh while starting in right field.
- + Was recalled by Houston from Triple-A Round Rock on July 13, **2006** and batted .336 over the second half, the 9th-highest avg. for an NL rookie after the break since 1957...was the 2nd-highest avg. for an Astros rookie in the second half in franchise history (Cesar Cedeño, .342, 1970).
- + Hit for the cycle on July 28 vs. ARI, going 4-for-6 with 5 RBI and his 1st career home run...singled with 2 outs in the bottom of the 11th of the Astros 8-7 loss to complete the feat...was the 7th cycle in Houston franchise history and first by a rookie.
- + Homered and tripled in the same game four times, the most in the majors since PIT Brian Giles did it 4 times in 2001.
- + Hit .366 (60-for-164) with 9 HR and 31 RBI vs. righthanders...led the NL with a .481 OBP in August.
- + Began and ended the **2005** season with Houston but spent the bulk of the season at Triple-A Round Rock...led the Pacific Coast League with 31 HR in 103 games.
- + Made Houston's club out of spring training after batting .368 with 7 HR and 20 RBI in 25 spring training games and was the Opening Day starter in LF on April 5 vs. STL...was the first Astros rookie to start Opening Day in LF since Luis Gonzalez in 1991.
- + Tripled for his first big league hit off Ramon Ortiz on April 8 vs. CIN...batted just .154 (6-for-39) in 16 games in April before being optioned to Round Rock on May 3...was recalled on Aug 29 and batted .225 (9-for-40) with 3 RBI in the final month with Houston...overall started 18 games in LF and two in RF for the Astros.
- + **POSTSEASON:** Went 0-for-2 with a walk and a run scored in the 2005 NLDS vs. ATL.
- + Was traded by Cleveland to Houston on March 31, **2004** along with the rights to Rule 5 OF Willy Taveras in exchange for LHP Jerome Robertson...split the season between Class-A Salem and Double-A Round Rock...led the Houston system with a combined 97 RBI and ranked 3rd with 27 HR...promoted to Round Rock on June 25 and finished with a team-leading 19 HR.

- + In **2003**, led the Cleveland organization with 81 RBI and tied for 3rd with 20 HR...selected to the Carolina League All-Star Team and played in the Carolina League/California League All-Star Game, representing Class-A Kinston, and won the home run derby at the event in Rancho Cucamonga, Calif. ...promoted to Double-A Akron midseason and homered in his first game.
- + In **2001**, spent his first professional season on the disabled list after undergoing Tommy John surgery on his right elbow.

## AMATEUR CAREER

- + Attended Oklahoma State University, where he led the Cowboys in home runs in his two seasons...hit 12 homers and batted .312 with 59 RBI in 2000...belted 20 HR and batted .323 with a club-high 62 RBI in 2001 while helping OSU to a 42-22 record and a berth in the NCAA Regionals.
- + Also played baseball at DeLand High School and Indian River (Fla.) Junior College.

## CAREER HIGHS

|                            |                            |
|----------------------------|----------------------------|
| <b>HITS</b>                | <b>WALKS</b>               |
| 4, 2x-last 8/5/06 at ARI   | 4, 5/16/11 at BOS          |
| <b>HITTING STREAK</b>      | <b>STRIKEOUTS</b>          |
| 11G, 2x-last 6/27-7/26/10  | 3, 22x-last 8/29/10 at LAA |
| <b>RBI</b>                 | <b>STOLEN BASES</b>        |
| 7, 7/7/09 at SEA           | 2, 9/3/06 at HOU           |
| <b>RUNS</b>                |                            |
| 3, 5x-last 6/30/10 vs. OAK |                            |

## HOME RUN HIGHLIGHTS

|   |
|---|
| <b>GRAND SLAMS (2)</b>  |
| 5/13/10 vs. SEA (Brandon League); 5/29/09 vs. DET (Dontrelle Willis)  |
| <b>MULTI-HR GAMES (9)</b>   |
| 2 – 7/20/10 vs. TB; 5/18/10 vs. KC; 9/23/06 vs. STL; 5/29/09 vs. DET; 5/28/09 vs. DET; 8/17/08 at DET; 7/18/08 vs. DET; 6/8/08 at TOR; 6/26/07 at MIL |
| <b>WALK-OFF (2)</b>   |
| 7/19/08 vs. DET (Freddy Dolsi); 9/23/06 vs. STL (Tyler Johnson)   |

## CAREER BATTING

| YEAR | CLUB                       | AVG  | G   | AB   | R   | H   | 2B  | 3B | HR  | RBI | SH | SF | HB | BB-I   | SO  | SB | CS | GDP | SLG   | OBP  | E  |
|------|----------------------------|------|-----|------|-----|-----|-----|----|-----|-----|----|----|----|--------|-----|----|----|-----|-------|------|----|
| 2002 | Columbus                   | .257 | 49  | 171  | 28  | 44  | 15  | 4  | 7   | 32  | 1  | 2  | 3  | 21-0   | 58  | 9  | 1  | 3   | .515  | .345 | 1  |
|      | Kinston                    | .239 | 48  | 163  | 22  | 39  | 7   | 1  | 8   | 30  | 2  | 0  | 5  | 16-0   | 47  | 2  | 1  | 2   | .442  | .326 | 2  |
| 2003 | Kinston                    | .278 | 67  | 241  | 37  | 67  | 12  | 1  | 13  | 44  | 0  | 0  | 4  | 27-0   | 62  | 6  | 3  | 0   | .498  | .360 | 1  |
|      | Akron                      | .273 | 50  | 183  | 21  | 50  | 13  | 1  | 7   | 37  | 3  | 3  | 2  | 11-0   | 37  | 0  | 1  | 2   | .470  | .317 | 2  |
| 2004 | Salem                      | .278 | 66  | 241  | 45  | 67  | 20  | 1  | 8   | 35  | 0  | 5  | 0  | 41-4   | 58  | 6  | 1  | 5   | .469  | .376 | 1  |
|      | Round Rock                 | .298 | 63  | 208  | 45  | 62  | 17  | 0  | 19  | 62  | 1  | 5  | 6  | 33-1   | 43  | 0  | 2  | 4   | .654  | .401 | 1  |
| 2005 | Houston                    | .188 | 34  | 80   | 6   | 15  | 4   | 2  | 0   | 4   | 0  | 0  | 0  | 9-1    | 23  | 1  | 1  | 0   | .288  | .270 | 1  |
|      | Round Rock                 | .286 | 103 | 398  | 69  | 114 | 25  | 4  | 31  | 87  | 0  | 2  | 6  | 43-1   | 96  | 2  | 2  | 4   | .603  | .363 | 1  |
| 2006 | Round Rock                 | .299 | 87  | 318  | 63  | 95  | 15  | 1  | 20  | 63  | 1  | 5  | 5  | 52-6   | 66  | 6  | 1  | 3   | .541  | .400 | 1  |
|      | Houston                    | .336 | 65  | 214  | 31  | 72  | 19  | 6  | 10  | 37  | 0  | 1  | 4  | 30-4   | 43  | 2  | 1  | 2   | .621  | .426 | 0  |
| 2007 | Houston                    | .255 | 132 | 369  | 49  | 94  | 28  | 5  | 18  | 64  | 0  | 1  | 2  | 53-4   | 95  | 3  | 1  | 8   | .504  | .351 | 3  |
| 2008 | Baltimore                  | .257 | 148 | 475  | 67  | 122 | 29  | 2  | 23  | 65  | 0  | 3  | 5  | 53-10  | 102 | 2  | 2  | 7   | .472  | .336 | 2  |
| 2009 | Baltimore                  | .258 | 128 | 449  | 61  | 116 | 26  | 1  | 25  | 77  | 0  | 1  | 1  | 55-5   | 104 | 0  | 0  | 4   | .488  | .340 | 1  |
|      | Delmarva                   | .750 | 2   | 4    | 1   | 3   | 0   | 0  | 1   | 1   | 0  | 0  | 0  | 2-0    | 0   | 0  | 0  | 0   | 1.500 | .833 | 0  |
| 2010 | Baltimore                  | .284 | 131 | 447  | 70  | 127 | 29  | 1  | 27  | 72  | 0  | 7  | 4  | 59-4   | 98  | 2  | 0  | 9   | .535  | .368 | 3  |
|      | GCL Orioles                | .222 | 3   | 9    | 1   | 2   | 0   | 0  | 0   | 2   | 0  | 0  | 0  | 2-0    | 1   | 0  | 0  | 0   | .222  | .364 | 0  |
| 2011 | Baltimore                  | .220 | 64  | 209  | 24  | 46  | 11  | 0  | 9   | 22  | 0  | 2  | 1  | 24-1   | 54  | 1  | 1  | 2   | .402  | .301 | 2  |
|      | Bowie                      | .500 | 3   | 10   | 5   | 5   | 1   | 0  | 3   | 7   | 0  | 0  | 0  | 2-0    | 2   | 0  | 0  | 0   | 1.500 | .583 | 0  |
|      | <b>Minor League Totals</b> | .282 | 541 | 1946 | 337 | 548 | 125 | 13 | 117 | 400 | 8  | 22 | 31 | 250-12 | 470 | 31 | 12 | 23  | .540  | .369 | 10 |
|      | <b>Major League Totals</b> | .264 | 702 | 2243 | 308 | 592 | 146 | 17 | 112 | 341 | 0  | 15 | 17 | 283-29 | 519 | 11 | 6  | 32  | .494  | .349 | 11 |

1: Selected by the Cleveland Indians in the ninth round of the 2001 June Draft...signed by Chad MacDonald. 2: Acquired by the Houston Astros from Cleveland with the rights for Rule 5 OF Willy Taveras in exchange for LF Jeremie Robertson, March 31, 2004. 3: Acquired by the Baltimore Orioles along with RH Dennis Sarfate, RH Matt Albers, LH Troy Patton and INF Mike Costanzo in exchange for SS Miguel Tejada, December 12, 2007. 4: Signed by the Tampa Bay Rays as a free agent, January 23, 2012.

## POSTSEASON BATTING

| YEAR | SERIES | CLUB        | AVG  | G | AB | R | H | 2B | 3B | HR | RBI | SH | SF | HB | BB-I | SO | SB | CS | GDP | SLG  | OBP  | E |
|------|--------|-------------|------|---|----|---|---|----|----|----|-----|----|----|----|------|----|----|----|-----|------|------|---|
| 2005 | NLDS   | HOU vs. ATL | .000 | 2 | 2  | 1 | 0 | 0  | 0  | 0  | 0   | 0  | 0  | 0  | 1-0  | 1  | 0  | 0  | 0   | .000 | .333 | 0 |

## CAREER FIELDING

| YEAR          | POSITION            | PCT          | G          | PO         | A         | E        | TC         | DP        |
|---------------|---------------------|--------------|------------|------------|-----------|----------|------------|-----------|
| 2005          | Left Field          | .960         | 21         | 22         | 2         | 1        | 25         | 0         |
|               | Right Field         | 1.000        | 4          | 2          | 0         | 0        | 2          | 0         |
|               | Center Field        | -            | 1          | 0          | 0         | 0        | 0          | 0         |
| 2006          | Left Field          | 1.000        | 50         | 81         | 1         | 0        | 82         | 1         |
|               | Right Field         | 1.000        | 13         | 15         | 1         | 0        | 16         | 0         |
|               | Center Field        | -            | 1          | 0          | 0         | 0        | 0          | 0         |
| 2007          | Right Field         | .986         | 101        | 196        | 8         | 3        | 207        | 2         |
|               | Left Field          | 1.000        | 5          | 4          | 0         | 0        | 4          | 0         |
|               | Center Field        | 1.000        | 3          | 4          | 0         | 0        | 4          | 0         |
| 2008          | Left Field          | .990         | 106        | 200        | 3         | 2        | 205        | 1         |
|               | Center Field        | -            | -          | -          | -         | -        | -          | -         |
| 2009          | Left Field          | 1.000        | 26         | 53         | 0         | 0        | 53         | 0         |
|               | First Base          | .983         | 10         | 54         | 3         | 1        | 58         | 4         |
| 2010          | First Base          | .982         | 19         | 153        | 11        | 3        | 167        | 17        |
|               | Left Field          | 1.000        | 14         | 22         | 0         | 0        | 22         | 0         |
| 2011          | Left Field          | .988         | 45         | 82         | 0         | 1        | 83         | 0         |
|               | First Base          | 1.000        | 12         | 84         | 6         | 0        | 90         | 8         |
| <b>Totals</b> | <b>Left Field</b>   | <b>.992</b>  | <b>267</b> | <b>464</b> | <b>6</b>  | <b>4</b> | <b>474</b> | <b>2</b>  |
|               | <b>Right Field</b>  | <b>.987</b>  | <b>118</b> | <b>213</b> | <b>9</b>  | <b>3</b> | <b>225</b> | <b>2</b>  |
|               | <b>First Base</b>   | <b>.987</b>  | <b>41</b>  | <b>291</b> | <b>20</b> | <b>4</b> | <b>315</b> | <b>29</b> |
|               | <b>Center Field</b> | <b>1.000</b> | <b>5</b>   | <b>4</b>   | <b>0</b>  | <b>0</b> | <b>4</b>   | <b>0</b>  |

## LEFT-RIGHT BREAKDOWN

|           | 2011 |     |    |    |     | CAREER |      |     |    |     |
|-----------|------|-----|----|----|-----|--------|------|-----|----|-----|
|           | AVG  | AB  | H  | HR | RBI | AVG    | AB   | H   | HR | RBI |
| vs. Left  | .167 | 36  | 6  | 4  | 7   | .240   | 505  | 121 | 30 | 85  |
| vs. Right | .231 | 173 | 40 | 5  | 15  | .271   | 1738 | 471 | 82 | 256 |



DID YOU KNOW?

## PLAYERS TO HOMER IN THEIR FIRST AT-BAT WITH THE RAYS

| PLAYER          | DATE                   | PITCH COUNT                   |
|-----------------|------------------------|-------------------------------|
| Brandon Guyer * | May 6, 2011 at BAL     | 3-1 pitch off Zach Britton    |
| Brendan Harris  | April 7, 2007 vs. TOR  | 1-2 pitch off Tomo Ohka       |
| Elijah Dukes    | April 2, 2007 at NYY   | 1-1 pitch off Carl Pavano     |
| Kevin Cash      | June 15, 2005 vs. MIL  | first pitch off Victor Santos |
| George Lombard  | April 19, 2003 at BAL  | 1-0 pitch off Rodrigo Lopez   |
| Terry Shumpert  | March 31, 2003 vs. BOS | 1-0 pitch off Alan Embree     |
| Gerald Williams | April 3, 2000 at MIN   | first pitch off Brad Radke    |
| Esteban Yan *   | June 5, 2000 at NYM    | first pitch off Bobby Jones   |

\* FIRST MAJOR LEAGUE PLATE APPEARANCE



RIGHT-HANDED PITCHER

# JAMES SHIELDS 33

James Anthony Shields

|                      |                        |                       |                      |
|----------------------|------------------------|-----------------------|----------------------|
| BATS<br><b>RIGHT</b> | THROWS<br><b>RIGHT</b> | HEIGHT<br><b>6'4"</b> | WEIGHT<br><b>215</b> |
|----------------------|------------------------|-----------------------|----------------------|

MAJOR LEAGUE SERVICE **5 years, 125 days**

OPENING DAY AGE **30**

BORN **12/20/81** in **Newhall, CA**

RESIDES **Clearwater, FL**

CONTRACT STATUS **Signed through 2012 plus two one-year club options for 2013 and 2014**

ACQUIRED **Selected in the 16th round of the 2000 June Draft**

SIGNING SCOUT **Fred Repke (Rays)**

## X-RAY REPORT

- + James and his wife, Ryane, are actively involved in providing support and assistance to foster children...they have partnered with Eckerd and the Heart Gallery of Pasco and Pinellas Counties to create an exclusive club for foster children...the Big Game James Club is designed to help promote normalcy along with a sense of stability and belonging in the lives of local foster children served by Eckerd...about 50 foster kids participated in the Big Game James Club in 2011, attending a series of games in a specially-decorated suite generously donated by the Rays and the Shields family.
- + This marks the sixth season that James and Ryane have worked closely with the Heart Gallery, a traveling photographic and audio exhibit created to find families for children in foster care.
- + For his efforts with foster kids, Shields has been the Rays recipient of the Roberto Clemente Award for three straight seasons, most in club history...the award goes to players who best exemplify the game of baseball through sportsmanship, community involvement and positive contributions to his team.
- + In February, James received the Champion for Youth Award from the Clearwater for Youth organization.

## 2011 SEASON

- + Named to his first All-Star Team and established club records in innings pitched (249.1), complete games (11) and shutouts (4)...named the Rays MVP by the Tampa Bay Chapter of the

BBWAA, only the 3rd pitcher to win the award joining Roberto Hernandez (1999) and Tanyon Sturtze (2001).

- + Finished 3rd in the balloting for 2011 AL Cy Young as voted on by the BBWAA...totaled 66 points in the 7-4-3-2-1 scoring system...it was the 2nd consecutive year the Rays had a top-three finisher, after David Price placed 2nd in 2010...also one of three starting pitchers to receive votes in the voting for AL MVP along with winner DET Justin Verlander and NYY CC Sabathia.

### 2011 A.L. CY YOUNG VOTING RESULTS

|                          | 1ST | 2ND      | 3RD      | 4TH      | 5TH      | POINTS    |
|--------------------------|-----|----------|----------|----------|----------|-----------|
| Justin Verlander, DET    | 28  | -        | -        | -        | -        | 196       |
| Jered Weaver, LAA        | -   | 17       | 8        | 2        | 1        | 97        |
| <b>James Shields, TB</b> | -   | <b>5</b> | <b>9</b> | <b>8</b> | <b>3</b> | <b>66</b> |
| CC Sabathia, NYY         | -   | 5        | 7        | 9        | 4        | 63        |
| Jose Valverde, DET       | -   | 1        | 3        | 6        | 3        | 28        |

- + His 11 complete games were the most by any major league pitcher since ARI Randy Johnson (12) in 1999...they were the most by an AL pitcher since BAL Scott Erickson (11) in 1998...tied TEX Derek Holland for the AL lead with 4 shutouts...was the first AL pitcher with 11 CG and 4 SHO in a season since BOS Roger Clemens in 1992.
- + Had more complete games than 26 major league teams and more than the Yankees (5) and Red Sox (2) combined...threw 2 more than 2011 Cy Young Award winners DET Justin

Verlander (4) and LAD Clayton Kershaw (5) had combined.

- + His 249.1 innings ranked 2nd in the majors behind Verlander (251) and exceeded the Rays previous club mark by 25.1 innings (Tanyon Sturtze in 2002).
- + Is one of 7 major league pitchers to throw 200 or more innings in each of the last 5 seasons and one of only 5 with 200 innings and 150 strikeouts in each of those years joining Verlander, Sabathia, LAA Dan Haren and SF Matt Cain.
- + Threw 7 or more innings in 28 starts of his 33 starts...in the last 23 years, only 2 AL pitchers have had more such games in a season: Roger Clemens and David Cone (see chart)...finished the season with a club-record 11 straight starts of 7 or more innings, tied with PHI Roy Halladay for the longest streak in the majors in 2011.
- + Cut his ERA from 5.18 in 2010 to 2.82...according to Stats Inc., this is the third-largest drop in the majors in the divisional era (since 1969)...also trimmed his opp avg. by 77 points, from .294 to .217.
- + His 225 SO were 5th in the majors, 2nd among righthanders behind Verlander's 250...Shields finished with the 2nd-most strikeouts in one season in club history, trailing only Scott Kazmir's 239 in 2007...became the Rays all-time strikeout leader on May 22 at FLA when he struck out Gaby Sanchez for the last out of the game in a 4-0 win...the strikeout was his 13th of the game (tying a club record later broken by David Price on Aug 28, 2011 at TOR) and the 875th of his career, passing Kazmir for the Rays all-time mark...in that game became just the 5th pitcher in the last 10 years to throw a shutout with at least 13 SO and 1 BB or fewer.
- + Had 5 games of 10-plus strikeouts giving him 13 in his career, 2nd most in club history behind Scott Kazmir's 17.
- + On July 10 at NYY, the last game before the All-Star break, he became the first pitcher since Hall of Famer Bob Gibson in 1975 (May 21 at SD) to lose a complete game, 1-0, with the winning run scoring on his own error...Robinson Cano scored on Shields' errant pickoff throw to third base.
- + Led the majors with 13 pickoffs, the first right-handed pitcher to lead the majors since TEX Charlie Hough in 1988...according to Stats Inc., Shields tied CWS Jack McDowell (13 in 1993) for the 2nd-most pickoffs by a RHP since the stat was first recorded in 1974, behind Hough's 16 in 1988...his 21 career pickoffs (in only 6 seasons) already rank 5th among active right-handed pitchers.

### MOST COMPLETE GAMES, ONE SEASON, A.L., LAST 20 YEARS

|                          |             |           |
|--------------------------|-------------|-----------|
| Chuck Finley, CAL        | 1993        | 13        |
| Jack McDowell, CWS       | 1992        | 13        |
| Kevin Brown, TEX         | 1993        | 12        |
| <b>James Shields, TB</b> | <b>2011</b> | <b>11</b> |
| Scott Erickson, BAL      | 1998        | 11        |
| Kevin Brown, TEX         | 1992        | 11        |
| Roger Clemens, BOS       | 1992        | 11        |

### MOST STARTS OF 7 IP OR LONGER, ONE SEASON, A.L., SINCE 1990

|                          |             |           |
|--------------------------|-------------|-----------|
| Roger Clemens, TOR       | 1997        | 31        |
| Roger Clemens, BOS       | 1991        | 30        |
| David Cone, KC           | 1993        | 29        |
| <b>James Shields, TB</b> | <b>2011</b> | <b>28</b> |
| Roger Clemens, BOS       | 1989        | 28        |

### LARGEST DROP IN E.R.A., MAJORS, SINCE 1969 (Min. 162 IP)

|                      |                |                     |              |
|----------------------|----------------|---------------------|--------------|
| Bert Blyleven        | 1988-89        | 5.43 to 2.73        | -2.70        |
| Darryl Kile          | 1999-00        | 6.61 to 3.91        | -2.70        |
| <b>James Shields</b> | <b>2010-11</b> | <b>5.18 to 2.82</b> | <b>-2.36</b> |
| Mike Hampton         | 2002-03        | 6.15 to 3.84        | -2.31        |
| Frank Viola          | 1983-84        | 5.49 to 3.21        | -2.28        |

### MOST INNINGS PITCHED, MLB, 2007-11

|                      |                |
|----------------------|----------------|
| CC Sabathia          | 1,199.0        |
| Roy Halladay         | 1,194.2        |
| Dan Haren            | 1,141.1        |
| Justin Verlander     | 1,118.0        |
| Felix Hernandez      | 1,113.0        |
| <b>James Shields</b> | <b>1,102.1</b> |

### MOST SHUTOUTS, MLB, 2007-11

|                      |          |
|----------------------|----------|
| Roy Halladay         | 12       |
| Cliff Lee            | 11       |
| CC Sabathia          | 8        |
| <b>James Shields</b> | <b>6</b> |

### HIGHEST STRIKEOUT-TO-WALK RATIO, MLB, 2007-11

|                      |             |
|----------------------|-------------|
| Roy Halladay         | 5.30        |
| Cliff Lee            | 4.86        |
| Dan Haren            | 4.68        |
| Ricky Nolasco        | 3.99        |
| Cole Hamels          | 3.88        |
| Josh Beckett         | 3.79        |
| <b>James Shields</b> | <b>3.78</b> |
| Zack Greinke         | 3.76        |

- + Allowed only 9.57 base runners per 9 IP, a club record and 4th best in the AL.
- + For the third consecutive season he received the lowest run support on the Rays staff...in 2011, Rays gave him an average of 3.75 R/9 IP in run support, 7th lowest in the AL...in his 12 losses, the Rays scored 3 runs of support or less in all but one.
- + His 14.3 pitches per inning tied CLE Josh Tomlin for the fewest in the majors...since data was

- first available in 1988, only one other pitcher has struck out 8 or more batters per 9 innings and thrown fewer pitches per 9: NYM Pedro Martinez in 2005...Shields was the 4th to average so few P/IP with at least 225 SO, joining SD Kevin Brown in 1998, ARI Curt Schilling in 2002 and MIN Johan Santana in 2005.
- + Finished the season with 6 starts against the top three scoring offenses in the majors, a series of back-to-back starts vs. Texas, Boston and New York...went 4-2 with a 2.23 ERA (48.1-IP, 12-ER).
  - + Was twice named AL Player of the Week for the weeks ending April 24 and June 19...was the first Rays pitcher to win the award twice in one season...in each week, tossed 2 complete-game wins allowing 4 hits or less.
  - + Went 3-1 in interleague play with a 1.32 ERA (34-IP, 5-ER) and 42 strikeouts, one shy of the ML record...his 3 CG in interleague play tied the ML single-season record.
  - + Recorded 3 consecutive complete-game wins June 14-24, a club record and equaling the longest such streak in the majors in the last 8 seasons (2004-11).
  - + Set a club record by throwing 23 consecutive scoreless innings, Aug 26-Sep 5.
  - + **ALL-STAR GAME:** Received his first All-Star selection, but was ineligible to pitch because he started the Sunday prior...was voted in by the players' ballot...arrived at the break with 7 CG and 3 SHO, already surpassing club records for a full year...his 2.33 ERA, 142.1 IP and 137 SO at the break were all first-half club records.
  - + **POSTSEASON:** Started and lost Game 2 of the ALDS at Texas, 8-6...took a 3-0 lead into the 4th but allowed 5 runs that inning while hitting 2 batters and throwing 2 wild pitches...no other pitcher in major league history has hit 2 or more batters and thrown 2 or more wild pitches in a postseason game...it was the first time in his career in 190 regular season and postseason starts that he hit 2 batters in an inning and only the 2nd time he had thrown 2 wild pitches in an inning (also July 6, 2007 at KC)...his line: 5 IP, 8 H, 7 R/ER, 0 BB, 6 SO.
- CAREER HIGHLIGHTS**
- + In **2010** became the franchise's all-time leader in wins, starts, innings pitched and quality starts.
  - + Posted a career-high 5.18 ERA...is one of five pitchers all-time to lose 15 games with an ERA above 5.00 for a team that went to the playoffs: also NYY A.J. Burnett in 2010 (10-15, 5.26), STL Jason Marquis in 2006 (14-16, 6.02), MIN Carlos Silva in 2006 (11-15, 5.94) and BAL Dennis Martinez in 1983 (7-16, 5.53)...5.18 was also his high point of the season.
  - + Lost a career-high 15 games, tied for 2nd most in the AL with LAA Scott Kazmir and NYY A.J. Burnett, one behind leader BAL Kevin Millwood.
  - + The Rays were shut out 10 times in 2010, including once in the postseason...he was the loser in five of those games, including ALDS Game 2 vs. Texas.
  - + Permitted 34 HR, most in the AL and 2nd most in the majors after ARI Rodrigo Lopez (37)...allowed a major-league-high 328 extra-base hits.
  - + On Aug 7 at TOR he allowed 6 HR, tying a modern day major league record, in a 17-11 loss...was the eighth to do it, only the third in the last 70 years, and first since TEX R.A. Dickey on May 6, 2006 vs. DET...allowed 9 hits, all for extra bases (3 doubles)...the Jays totaled 8 HR in the game, the most ever allowed by Rays pitching.
  - + Led the majors by allowing 127 runs, 117 ER and 246 hits (tied with CWS Mark Buehrle).
  - + Made his first career relief app on June 19 at FLA, pitching a scoreless 10th to record the victory in the 9-8 win, an 11-inning affair lasting 4 hours, 38 minutes...was his first relief app as a pro since 2005 with Double-A Montgomery.
  - + **POSTSEASON:** Started Game 2 of the of the ALDS vs. Texas and pitched just 4.1 innings (4-H, 4-R, 4-ER, 0-BB, 2-SO, 1-HR, 2-HB) to lose, 6-0, to C.J. Wilson...threw only 68 pitches.
  - + In **2009** finished 6th in the AL in with 219.2 IP.
  - + Had 7 starts in which he allowed 1 ER or less but only won 2 of those (2-3 with 2 no-decisions)...included was a start Aug 2 vs. KC in which he tossed 7 no-hit innings to start the game, 4th-longest hitless stretch to begin a game in franchise history...was eventually charged with the loss after allowing 2 runs (1-ER) in the 8th, when he allowed a pair of hits (one infield) and the defense committed 2 errors behind him.
  - + Signed a four-year deal on Jan 23, **2008** plus three one-year club options worth a guaranteed \$11.25 million.
  - + Worked 215 innings, which ranked 6th in the AL and matched his 2007 total exactly...became the first pitcher in Rays history with a pair of 200-IP seasons.
  - + Had back-to-back CG shutouts at home on April 27 vs. BOS (3-0) and May 9 vs. LAA (2-0)...became the sixth pitcher since 1998 to throw 2 SHO allowing 2 hits or less in one season...Shields and Matt Garza were the only major league pitchers in 2008 to each throw 2 CG allowing 2 hits or less.

- + Threw a one-hitter on May 9 vs. LAA at Tropicana Field...28 batters faced set a club record for a CG effort (min. 9 IP), broken by Garza on July 26, 2010 vs. DET with a no-hitter (27)...with 92 pitches thrown, broke his own Rays record of 99 for a CG (9 IP), which he set on April 27, 2008 vs. BOS...on that date hurled a two-hitter to defeat Josh Beckett, who tallied a career-high 13 SO.
- + Was suspended 6 games for his actions in a bench-clearing brawl June 5 at BOS...brawl started when Coco Crisp charged the mound after being hit by a Shields pitch...after that day the Rays went 14-6 in his starts (Shields was 10-4).
- + **POSTSEASON:** Made 4 starts for the Rays in the postseason and led the rotation with a 2.88 ERA (25-IP, 8-ER)...earned Game 1 assignments for the ALDS vs. Chicago and ALCS vs. Boston...all 4 starts came at Tropicana Field.
- + Started the first postseason game in Rays history, defeating CWS Javier Vazquez in Game 1 of the ALDS (6.1-IP, 6-H, 3-ER)...all 3 runs scored on Dewayne Wise's 3rd-inning homer.
- + Beat PHI Brett Myers in Game 2 of the World Series, notching the Rays only win in the Fall Classic...tossed 5.2 shutout innings (7-H, 2-BB, 4-SO).
- + Lost both of his ALCS starts, Game 1 to Daisuke Matsuzaka and Game 6 to Josh Beckett...in Game 1, left trailing 1-0 with one out in the 8th...Matsuzaka did not allow a hit until the 7th inning.
- + Finished 10th in the AL in **2007** with a team-high 215 IP...was 2nd in the AL when he was shelved for his final 2 starts for precautionary rest...he worked 6 or more innings 28 times in 31 starts.
- + Averaged 6.93 innings per start, tied for 3rd best in the majors...averaged 14.8 pitches per inning, 4th fewest in AL.
- + Had the majors' 2nd-best strikeout-to-walk ratio (184-SO, 36-BB) ratio behind Sabathia (209/37)...it remains the best mark in club history and the 5th best in the modern era (since 1900) by a pitcher age 25 or younger.
- + His 1.5 BB/9 IP ranked 3rd best in the AL...walked one batter or less in 22 of his 31 starts...had a stretch of 114 batters without a walk, June 20-July 12.
- + Went 6-0 with a 3.05 ERA (97.2-IP, 33-ER) in his first 13 starts (through June 9)...exited all 13 either leading or tied...overall left 21 of his 31 starts with the Rays ahead or tied.
- + Eight of his 12 wins came following a Rays loss...stopped an 11-game skid July 6 at KC.
- + Was recalled from Triple-A Durham on May 27, **2006**, when LHP Casey Fossum was placed on the DL.
- + Made his ML debut May 31 at BAL drawing a no-decision (5-IP, 9-H, 5-R/ER, 3-BB, 5-SO)...from that point forward he pitched 34 more innings than any other Ray and more innings than any other AL rookie.
- + Won his next 4 starts (over the Angels, Royals, Phillies and D-backs) becoming the first Ray to begin his major league career 4-0 (Tim Corcoran also went 4-0 later in the season).
- + Earned his first ML win on June 5 vs. LAA when he combined with Shawn Camp and Tyler Walker on a 4-0 win over Jeff Weaver.
- + Overall was 4th among AL rookies with 104 SO and 3rd with 124.2 IP...led Rays starters and was 4th among ML rookie starters with 2.74 BB/9 IP.
- + Tied the Rays club record for most hits in a season by a pitcher as he went 3-for-8...Joe Kennedy had 3 hits in 2002 and Andy Sonnanstine had 3 in 2009...singled in his first ML plate appearance, June 16 at PHI off Cole Hamels.
- + Named the **2005** Rays Minor League Pitcher of the Year at Double-A Montgomery...combined at Montgomery and Durham to go 8-5 with a 2.97 ERA.
- + Won 6 of his last 7 decisions with the Biscuits, earning a promotion to Durham for his final start of the year.
- + Threw the first pitch in Montgomery Biscuits history as the team's Opening Day starter in **2004**...led the team in wins (10), innings pitched (143.2) and strikeouts (119, 2nd in the organization).
- + Pitched the **2003** season at Class-A Bakersfield...missed the entire **2002** season recovering from right shoulder surgery...began his pro career in **2001** with Short-A Hudson Valley...promoted to Class-A Charleston on July 15 after 5 starts...his combined 2.55 ERA ranked 2nd in the Rays system...tossed a CG SHO in his Charleston debut (9-IP, 3-H, 9-SO).

## AMATEUR CAREER

- + Attended Hart High School in California and attended class with Oakland Raiders back-up quarterback Kyle Boller.
- + Named the *Los Angeles Times* Valley Player of the Year in 1999, his junior season after leading Hart High to the Division II championship...was 11-0 with a 2.35 ERA striking out 123 batters in 71.1 IP...also batted .478 with a then school-re-



cord 11 HR and 45 RBI...named the Southern Section's Division II Player of the Year.

- + Was offered a full scholarship to Louisiana State University.

**PERSONAL & MISC.**

- + His cousin is Marlins outfielder Aaron Rowand... Rowand, who introduced James to an intense offseason conditioning program, is 1-for-3 lifetime off his cousin.
- + James and his wife, Ryane, reside in Clearwater, Fla., with their two daughters...Ryane has started her own photography business online.
- + Coming from an Italian background on his father's side, James enjoys cooking and would like to be a chef when he's done playing ball.

**CAREER HIGHS**

|  |                            |
|--|----------------------------|
| <b>COMPLETE GAMES (16), SHUTOUTS (6)</b> | <b>WALKS</b>               |
| Low-hit SHO:<br>5/9/08 vs. LAA (1-hit)   | 5, 8/14/08 at OAK          |
| <b>LONGEST OUTING</b>                    | <b>HR ALLOWED</b>          |
| 9.0, 13x-last 9/5/11 vs. TEX             | 6, 8/7/10 at TOR           |
| <b>LONGEST RELIEF OUTING</b>             | <b>RUNS ALLOWED</b>        |
| 1.0, 6/19/10 at FLA                      | 10, 3x-last 7/27/11 at OAK |
| <b>STRIKEOUTS</b>                        | <b>WIN STREAK</b>          |
| 13, 5/22/11 at FLA                       | 6G, 4/11/07 – 6/9/07       |
|  | <b>LOSS STREAK</b>         |
|  | 6G, 6/26/06 – 8/9/06       |

**CAREER PITCHING**

| YEAR | CLUB                | W  | L  | ERA  | G   | GS  | CG | SHO | SV | IP                   | H    | R   | ER  | HR  | HB | BB-I  | SO   | WP | BK |
|------|---------------------|----|----|------|-----|-----|----|-----|----|----------------------|------|-----|-----|-----|----|-------|------|----|----|
| 2001 | Hudson Valley       | 2  | 1  | 2.30 | 5   | 5   | 0  | 0   | 0  | 27.1                 | 27   | 8   | 7   | 1   | 1  | 5-0   | 25   | 1  | 1  |
|      | Charleston          | 4  | 5  | 2.65 | 10  | 10  | 2  | 1   | 0  | 71.1                 | 63   | 24  | 21  | 7   | 2  | 10-0  | 60   | 2  | 1  |
| 2002 |                     |    |    |      |     |     |    |     |    | Injured—Did Not Play |      |     |     |     |    |       |      |    |    |
| 2003 | Bakersfield         | 10 | 10 | 4.45 | 26  | 24  | 0  | 0   | 1  | 143.2                | 161  | 85  | 71  | 19  | 12 | 38-0  | 119  | 6  | 4  |
| 2004 | Montgomery          | 0  | 3  | 7.85 | 4   | 4   | 0  | 0   | 0  | 18.1                 | 24   | 16  | 16  | 4   | 0  | 8-0   | 14   | 0  | 0  |
|      | Bakersfield         | 8  | 5  | 4.23 | 20  | 20  | 1  | 1   | 0  | 117.0                | 119  | 61  | 55  | 13  | 9  | 33-0  | 92   | 6  | 0  |
| 2005 | Montgomery          | 7  | 5  | 2.80 | 17  | 16  | 0  | 0   | 0  | 109.1                | 95   | 36  | 34  | 6   | 6  | 31-0  | 104  | 7  | 0  |
|      | Durham              | 1  | 0  | 6.00 | 1   | 1   | 0  | 0   | 0  | 6.0                  | 9    | 4   | 4   | 0   | 0  | 3-0   | 6    | 1  | 0  |
| 2006 | Durham              | 3  | 2  | 2.64 | 10  | 10  | 0  | 0   | 0  | 61.1                 | 60   | 24  | 18  | 3   | 2  | 6-0   | 64   | 4  | 1  |
|      | Tampa Bay           | 6  | 8  | 4.84 | 21  | 21  | 1  | 0   | 0  | 124.2                | 141  | 69  | 67  | 18  | 5  | 38-5  | 104  | 9  | 0  |
| 2007 | Tampa Bay           | 12 | 8  | 3.85 | 31  | 31  | 1  | 0   | 0  | 215.0                | 202  | 98  | 92  | 28  | 10 | 36-0  | 184  | 9  | 0  |
| 2008 | Tampa Bay           | 14 | 8  | 3.56 | 33  | 33  | 3  | 2   | 0  | 215.0                | 208  | 94  | 85  | 24  | 12 | 40-0  | 160  | 6  | 0  |
| 2009 | Tampa Bay           | 11 | 12 | 4.14 | 33  | 33  | 0  | 0   | 0  | 219.2                | 239  | 113 | 101 | 29  | 1  | 52-1  | 167  | 3  | 1  |
| 2010 | Tampa Bay           | 13 | 15 | 5.18 | 34  | 33  | 0  | 0   | 0  | 203.1                | 246  | 128 | 117 | 34  | 5  | 51-2  | 187  | 13 | 2  |
| 2011 | Tampa Bay           | 16 | 12 | 2.82 | 33  | 33  | 11 | 4   | 0  | 249.1                | 195  | 83  | 78  | 26  | 5  | 65-1  | 225  | 4  | 0  |
|      | Minor League Totals | 35 | 31 | 3.67 | 93  | 90  | 3  | 2   | 1  | 554.1                | 558  | 258 | 226 | 53  | 32 | 134-0 | 484  | 27 | 7  |
|      | Major League Totals | 72 | 63 | 3.96 | 185 | 184 | 16 | 6   | 0  | 1227.0               | 1231 | 585 | 540 | 159 | 38 | 282-9 | 1027 | 44 | 3  |

1: Selected by the Tampa Bay Rays in the 16th round of the 2000 June Draft...signed by Fred Repke.

**CAREER BATTING**

| YEAR | CLUB                | AVG  | AB | R | H | 2B | 3B | HR | RBI | SH | SF | HB | BB-I | SO | SB | CS | GDP | SLG  | OBP  |
|------|---------------------|------|----|---|---|----|----|----|-----|----|----|----|------|----|----|----|-----|------|------|
| 2006 | Tampa Bay           | .375 | 8  | 2 | 3 | 0  | 0  | 0  | 0   | 0  | 0  | 0  | 0-0  | 3  | 0  | 0  | 0   | .375 | .375 |
| 2007 | Tampa Bay           | .167 | 6  | 1 | 1 | 0  | 0  | 0  | 0   | 1  | 0  | 0  | 0-0  | 0  | 0  | 0  | 0   | .167 | .167 |
| 2008 | Tampa Bay           | .250 | 4  | 2 | 1 | 0  | 0  | 0  | 1   | 0  | 0  | 0  | 1-0  | 0  | 0  | 0  | 0   | .250 | .400 |
| 2009 | Tampa Bay           | .000 | 4  | 0 | 0 | 0  | 0  | 0  | 0   | 0  | 0  | 0  | 1-0  | 2  | 0  | 0  | 0   | .000 | .200 |
| 2010 | Tampa Bay           | .500 | 2  | 0 | 1 | 0  | 0  | 0  | 0   | 0  | 0  | 0  | 0-0  | 0  | 0  | 0  | 0   | .500 | .500 |
| 2011 | Tampa Bay           | .000 | 8  | 0 | 0 | 0  | 0  | 0  | 1   | 0  | 0  | 0  | 0-0  | 5  | 0  | 0  | 0   | .000 | .000 |
|      | Major League Totals | .188 | 32 | 5 | 6 | 0  | 0  | 0  | 2   | 1  | 0  | 0  | 2-0  | 10 | 0  | 0  | 0   | .188 | .235 |

## POSTSEASON PITCHING

| YEAR                     | SERIES | CLUB       | W        | L        | ERA         | G        | GS       | CG       | SHO      | SV       | IP          | H         | R         | ER        | HR       | HB       | BB-I       | SO        | WP       | BK       |
|--------------------------|--------|------------|----------|----------|-------------|----------|----------|----------|----------|----------|-------------|-----------|-----------|-----------|----------|----------|------------|-----------|----------|----------|
| 2008                     | ALDS   | TB vs. CWS | 1        | 0        | 4.26        | 1        | 1        | 0        | 0        | 0        | 6.1         | 6         | 3         | 3         | 1        | 1        | 1-0        | 4         | 0        | 0        |
|                          | ALCS   | TB vs. BOS | 0        | 2        | 3.46        | 2        | 2        | 0        | 0        | 0        | 13.0        | 15        | 6         | 5         | 2        | 0        | 5-0        | 9         | 0        | 0        |
|                          | WS     | TB vs. PHI | 1        | 0        | 0.00        | 1        | 1        | 0        | 0        | 0        | 5.2         | 7         | 0         | 0         | 0        | 0        | 2-0        | 4         | 1        | 0        |
| 2010                     | ALDS   | TB vs. TEX | 0        | 1        | 8.31        | 1        | 1        | 0        | 0        | 0        | 4.1         | 4         | 4         | 4         | 1        | 2        | 0-0        | 2         | 0        | 0        |
| 2011                     | ALDS   | TB vs. TEX | 0        | 1        | 12.60       | 1        | 1        | 0        | 0        | 0        | 5.0         | 8         | 7         | 7         | 0        | 2        | 0-0        | 6         | 2        | 0        |
| <b>DS Totals</b>         |        |            | <b>1</b> | <b>2</b> | <b>8.04</b> | <b>3</b> | <b>3</b> | <b>0</b> | <b>0</b> | <b>0</b> | <b>15.2</b> | <b>18</b> | <b>14</b> | <b>14</b> | <b>2</b> | <b>5</b> | <b>1-0</b> | <b>12</b> | <b>2</b> | <b>0</b> |
| <b>LCS Totals</b>        |        |            | <b>0</b> | <b>2</b> | <b>3.46</b> | <b>2</b> | <b>2</b> | <b>0</b> | <b>0</b> | <b>0</b> | <b>13.0</b> | <b>15</b> | <b>6</b>  | <b>5</b>  | <b>2</b> | <b>0</b> | <b>5-0</b> | <b>9</b>  | <b>0</b> | <b>0</b> |
| <b>WS Totals</b>         |        |            | <b>1</b> | <b>0</b> | <b>0.00</b> | <b>1</b> | <b>1</b> | <b>0</b> | <b>0</b> | <b>0</b> | <b>5.2</b>  | <b>7</b>  | <b>0</b>  | <b>0</b>  | <b>0</b> | <b>0</b> | <b>2-0</b> | <b>4</b>  | <b>1</b> | <b>0</b> |
| <b>Postseason Totals</b> |        |            | <b>2</b> | <b>4</b> | <b>4.98</b> | <b>6</b> | <b>6</b> | <b>0</b> | <b>0</b> | <b>0</b> | <b>34.1</b> | <b>40</b> | <b>20</b> | <b>19</b> | <b>4</b> | <b>5</b> | <b>8-0</b> | <b>25</b> | <b>3</b> | <b>0</b> |

## ALL-STAR PITCHING

| YEAR | CLUB        | W | L | ERA | G | GS | CG | SHO | SV | IP | H | R | ER | HR | HB | BB-I | SO | WP | BK |                       |
|------|-------------|---|---|-----|---|----|----|-----|----|----|---|---|----|----|----|------|----|----|----|-----------------------|
| 2011 | AL, Arizona |   |   |     |   |    |    |     |    |    |   |   |    |    |    |      |    |    |    | Selected—Did Not Play |

## CAREER FIELDING

| YEAR          | POSITION | PCT         | G          | PO         | A          | E         | TC         | DP        |
|---------------|----------|-------------|------------|------------|------------|-----------|------------|-----------|
| 2006          | Pitcher  | 1.000       | 21         | 14         | 15         | 0         | 29         | 1         |
| 2007          | Pitcher  | .982        | 31         | 30         | 24         | 1         | 55         | 3         |
| 2008          | Pitcher  | .974        | 33         | 19         | 19         | 1         | 39         | 3         |
| 2009          | Pitcher  | .953        | 33         | 16         | 25         | 2         | 43         | 5         |
| 2010          | Pitcher  | .897        | 34         | 18         | 17         | 4         | 39         | 2         |
| 2011          | Pitcher  | .944        | 33         | 19         | 32         | 3         | 54         | 2         |
| <b>Totals</b> |          | <b>.958</b> | <b>185</b> | <b>116</b> | <b>132</b> | <b>11</b> | <b>259</b> | <b>16</b> |

## LEFT-RIGHT BREAKDOWN

|           | 2011 |     |     |    | CAREER |      |     |    |
|-----------|------|-----|-----|----|--------|------|-----|----|
|           | AVG  | AB  | H   | HR | AVG    | AB   | H   | HR |
| vs. Left  | .219 | 484 | 106 | 12 | .256   | 2422 | 620 | 77 |
| vs. Right | .215 | 413 | 89  | 14 | .265   | 2307 | 611 | 82 |



DID YOU KNOW?

## ROBERTO CLEMENTE AWARD PRESENTED BY JOHN HANCOCK

Since 1971, Major League Baseball has annually presented an award that recognizes a player who best exemplifies the game of baseball through sportsmanship, community involvement and positive contributions to his team.

In 1973, following the tragic death of Roberto Clemente, the award was named to honor the man whose spirit and goodwill will always be remembered. The 12-time All-Star and Hall of Famer was killed in a plane crash in 1972 delivering food and medical supplies to earthquake victims of Nicaragua. The award, sponsored by John Hancock Financial Services, recognizes those individuals who truly understand the value of helping others.

A panel of baseball dignitaries, including Vera Clemente and Commissioner Allan H. (Bud) Selig, annually selects the winner from a list of 30 candidates, one from each major league club. These local winners are announced in September on Roberto Clemente Day. The winner of the national Roberto Clemente Award is announced during a pregame ceremony at the World Series. Past winners include Edgar Martinez, Jamie Moyer, Jim Thome, Curt Schilling, Al Leiter, Tony Gwynn, Willie Mays, Ozzie Smith and Cal Ripken Jr. The Rays were represented on the ballot by James Shields for the third consecutive year in 2011.



**RIGHT-HANDED PITCHER**  
**ALBERT SUAREZ 50**  
Albert Joe Suarez (SWAR-ez)

|                      |                        |                       |                      |
|----------------------|------------------------|-----------------------|----------------------|
| BATS<br><b>RIGHT</b> | THROWS<br><b>RIGHT</b> | HEIGHT<br><b>6'2"</b> | WEIGHT<br><b>235</b> |
|----------------------|------------------------|-----------------------|----------------------|

MAJOR LEAGUE SERVICE **None**  
OPENING DAY AGE **22**  
BORN **10/8/89** in **San Felix, Venezuela**  
RESIDES **Guayama, Venezuela**  
CONTRACT STATUS **Signed through 2012**  
ACQUIRED **Signed as a free agent, 7/2/06**  
SIGNING SCOUT: **Ronnie Blanco (Rays)**

**X-RAY REPORT**

- + Albert's family had horses when he was growing up, and he still enjoys riding in his free time.
- + Has five siblings—four brothers and one sister—and enjoys spending time with them when he returns to Venezuela during the offseasons.
- + Dancing is one of Albert's favorite hobbies...he enjoys salsa dancing the most.

**2011 SEASON**

- + Sideline until late July after being hit by a line drive in spring training that led to doctors discovering he had Lyme disease...made only 8 apps (7 starts) on the year, totaling 29.1 IP.
- + Joined the GCL Rays for a rehab assignment on July 27 and made 4 starts, compiling a 1.38 ERA (13-IP, 2-ER)...on Aug 20 moved to Class-A Charlotte where he made 4 apps (3 starts) to finish the season, going 1-1 with a 2.76 ERA (16.1-IP, 5-ER).
- + For the season, held opponents to a .138 (4-for-29) avg. with RISP...held left-handed batters to a .154 avg. (8-for-52).
- + Ranked by *Baseball America* as the Rays No. 17 prospect entering the 2012 season.

**CAREER HIGHLIGHTS**

- + Missed the first three months of the **2010** season recovering from Tommy John surgery...assigned to Class-A Bowling Green on July 7 after making 3 rehab starts with the Rookie-level GCL Rays.
- + Pitched in 12 games (11 starts) for the Hot Rods...had a 7.36 ERA (14.2-IP, 12-ER) through his first 6 games...posted a 2.00 ERA (27-IP, 15-H, 6-ER) over his last 6 starts, beginning Aug 8...added to the Rays 40-man roster on Nov 19, 2010.
- + Injured his right elbow on June 25, **2009** at Short-A Hudson Valley, and underwent Tommy John surgery on July 6, ending his season after two starts...surgery was performed by Dr. Koco Eaton.
- + In **2008** made his professional debut with Rookie-level Princeton...in 11 games (9 starts) tallied 37 strikeouts against 7 walks...was rated as the No. 9 prospect in the Appalachian League by *Baseball America*...*BA* also rated him the No. 12 prospect in the Rays system after the season.

**CAREER PITCHING**

| YEAR                       | CLUB          | W        | L        | ERA         | G         | GS        | CG       | SHO      | SV       | IP           | H          | R         | ER        | HR        | HB       | BB-I        | SO        | WP       | BK       |
|----------------------------|---------------|----------|----------|-------------|-----------|-----------|----------|----------|----------|--------------|------------|-----------|-----------|-----------|----------|-------------|-----------|----------|----------|
| 2008                       | Princeton     | 0        | 2        | 3.92        | 11        | 9         | 0        | 0        | 0        | 43.2         | 41         | 28        | 19        | 3         | 1        | 7-0         | 37        | 0        | 0        |
| 2009                       | Hudson Valley | 1        | 0        | 2.79        | 2         | 2         | 0        | 0        | 0        | 9.2          | 8          | 3         | 3         | 1         | 0        | 2-0         | 4         | 0        | 0        |
| 2010                       | GCL Rays      | 0        | 0        | 1.00        | 3         | 3         | 0        | 0        | 0        | 9.0          | 4          | 1         | 1         | 0         | 0        | 1-0         | 8         | 1        | 0        |
|                            | Bowling Green | 2        | 5        | 3.89        | 12        | 11        | 0        | 0        | 0        | 41.2         | 38         | 24        | 18        | 5         | 2        | 16-0        | 30        | 3        | 0        |
| 2011                       | GCL Rays      | 0        | 0        | 1.38        | 4         | 4         | 0        | 0        | 0        | 13.0         | 10         | 3         | 2         | 0         | 0        | 5-0         | 10        | 0        | 0        |
|                            | Charlotte     | 1        | 1        | 2.76        | 4         | 3         | 0        | 0        | 0        | 16.1         | 13         | 6         | 5         | 1         | 0        | 3-0         | 7         | 1        | 0        |
| <b>Minor League Totals</b> |               | <b>4</b> | <b>8</b> | <b>3.24</b> | <b>36</b> | <b>32</b> | <b>0</b> | <b>0</b> | <b>0</b> | <b>133.1</b> | <b>114</b> | <b>65</b> | <b>48</b> | <b>10</b> | <b>3</b> | <b>34-0</b> | <b>96</b> | <b>5</b> | <b>0</b> |

1: Signed by the Tampa Bay Rays as a free agent, July 2, 2006...signed by Ronnie Blanco.



LEFT-HANDED PITCHER

# ALEX TORRES 54

Alexander Jesus Torres (TOR-rehs)

| BATS | THROWS | HEIGHT | WEIGHT |
|------|--------|--------|--------|
| LEFT | LEFT   | 5'10"  | 175    |

MAJOR LEAGUE SERVICE **16 days**OPENING DAY AGE **24**BORN **12/8/87** in Valencia, VenezuelaRESIDES **Valencia, Venezuela**CONTRACT STATUS **Signed through 2012**ACQUIRED **From the Los Angeles Angels along with INF Sean Rodriguez and INF Matt Sweeney in exchange for LHP Scott Kazmir, 8/28/09**SIGNING SCOUT **Carlos Porte (Angels)**

FOLLOW HIM @Alex21Torres

## X-RAY REPORT

- + For the last several years Alex has hosted clinics near his hometown of Valencia during the offseason for Little Leaguers between the ages of four and 13.
- + The youngest of eight children, Alex has five sisters and two brothers...his brother, Freddy, was a catcher on the Cleveland Indians Venezuelan League team from 2001-03.
- + Is ambidextrous when it comes to throwing a baseball...a natural lefty, he began throwing right-handed at age 13 as a way to preserve his left arm and throw more BP...today he can throw in the 80s right-handed, or at a distance of up to 120 feet.

## 2011 SEASON

- + Made 4 relief apps over two stints with the Rays, his first experience in the majors, and spent the remainder of the season with Triple-A Durham.
- + Recalled on July 18 and made his major league debut that night vs. NYY...entered in the 9th inning and yielded a single and 3 walks (1-IBB) to plate the winning run and suffer the loss, 5-4... was optioned to Durham the next day.
- + Recalled on Sep 13 and remained in the majors through season's end...made 3 relief apps during his final stay, going 1-0 with a 2.57 ERA (7-IP, 2-ER)...prior to his call-up had not pitched in relief since 2009 with Class-A Rancho Cucamonga (Angels).

- + On Sep 24 vs. TOR earned his first major league win to bring the Rays within 1.5 games of Boston in the AL Wild Card race...pitched a career-high 5 innings, scoreless, in relief of Jeff Niemann, who exited after the 1st inning...tallied 3 H, 1 BB and 5 SO...it was the most scoreless innings thrown by a Rays reliever since Doug Waechter threw 5 scoreless innings on June 3, 2005 at SEA...it was the most scoreless innings of relief thrown by a Rays rookie since Delvin James' 5 IP on Sep 24, 2002 at NYY.
- + Led all Triple-A pitchers in strikeouts (156) and walks (83)...the 83 BB were tied for 7th most among all minor leaguers...finished his second straight season winning the strikeout title at his respective league, after leading the Double-A Southern League with 150 in 2010.
- + In 27 starts for Durham, went 9-7 with a 3.08 ERA (146.1-IP, 50-ER)...won 5 of his last 6 decisions and 7 of his last 9.
- + Through June 11 was 2-5 with a 4.24 ERA (63.2-IP, 30-ER) in 12 starts for Durham...after that (starting June 18) went 7-2 with a 2.17 ERA (82.2-IP, 20-ER) over his final 15 starts, allowing 2 ER or less in 12 of those 15 outings.
- + Ranked 7th among Rays minor leaguers (4th among full-season players) with a 3.08 ERA...his 12 wins were tied for 2nd...his 156 SO were 2nd behind Matt Moore.
- + Made 3 apps (1 start) in his first spring spent in major league camp.
- + Enters the 2012 season ranked by *Baseball America* as the No. 6 prospect in the Rays org.

## CAREER HIGHLIGHTS

- + In his minor league career, has allowed only 24 HR in 577.1 IP (24-IP per HR) and has averaged 9.32 SO/9 IP.
- + Spent the entire **2010** season with Double-A Montgomery and was named to the Southern League midseason All-Star Team...led the Southern League with 150 SO, three shy of the Biscuits record held by Andy Sonnanstine (153 in 2006)...ranked 2nd in the Rays system in strikeouts behind minor league leader Matt Moore (208)...in addition to his strikeout title, ranked among league leaders in SO/9 IP ratio (9.46, 3rd), starts (tied for 3rd) and ERA (7th)...issued a league-high 70 walks...was selected to the World Team in the All-Star Futures Game...pitched a scoreless 3rd inning, allowing 1 hit.
- + Following the season was rated the No. 6 prospect in the Rays system by *Baseball America* as well as Best Slider in the org.
- + Was acquired by the Rays from the Angels on Aug 28, **2009** as part of the Scott Kazmir trade...split the season between Class-A (Rancho Cucamonga) and Double-A (Arkansas, Montgomery)...combining all three stops, went

13-6 with a 2.77 ERA (156-IP, 48-ER) in 28 games (26 starts)...ranked 11th in the minors with 156 SO.

- + Named a midseason and postseason California League All-Star...after the season, was rated as the No. 9 prospect in the Rays organization by *BA*.
- + In **2008** made 10 starts for Rancho Cucamonga, his first experience beyond Rookie ball...began the year in the Rookie-level AZL Angels...allowed only 4 runs in 4 starts there before making the jump to Rancho on July 13...allowed only 1 HR in 53 IP for Rancho.
- + In **2007** pitched in 4 games for the AZL Angels...made his stateside debut in **2006** with the AZL Angels...spent the **2005** season with the DSL Angels, where he compiled a 1.52 ERA (52.1-IP, 9-ER) over 9 starts...held opponents to a .122 avg and averaged 14.68 SO/9 IP.

## PERSONAL & MISC.

- + Attended Universidad Educativa Privado Bello Monte in Venezuela, where he studied science.

## CAREER PITCHING

| YEAR | CLUB                | W  | L  | ERA  | G   | GS  | CG | SHO | SV | IP    | H   | R   | ER  | HR | HB | BB-I  | SO  | WP | BK |
|------|---------------------|----|----|------|-----|-----|----|-----|----|-------|-----|-----|-----|----|----|-------|-----|----|----|
| 2005 | DSL Angels          | 4  | 2  | 1.52 | 9   | 9   | 1  | 1   | 0  | 53.1  | 23  | 20  | 9   | 2  | 4  | 23-0  | 87  | 5  | 0  |
| 2006 | AZL Angels          | 2  | 5  | 4.29 | 14  | 9   | 0  | 0   | 1  | 50.1  | 42  | 28  | 24  | 1  | 2  | 36-0  | 47  | 6  | 0  |
| 2007 | AZL Angels          | 1  | 0  | 4.76 | 4   | 0   | 0  | 0   | 0  | 5.2   | 4   | 6   | 3   | 0  | 1  | 8-0   | 3   | 7  | 2  |
| 2008 | AZL Angels          | 4  | 0  | 1.54 | 4   | 4   | 0  | 0   | 0  | 23.1  | 11  | 4   | 4   | 1  | 1  | 10-0  | 24  | 2  | 0  |
|      | R. Cucamonga        | 3  | 2  | 3.91 | 10  | 10  | 0  | 0   | 0  | 53.0  | 52  | 26  | 23  | 1  | 3  | 29-0  | 62  | 8  | 1  |
| 2009 | R. Cucamonga        | 10 | 3  | 2.74 | 21  | 19  | 0  | 0   | 0  | 121.1 | 93  | 43  | 37  | 4  | 6  | 63-0  | 124 | 9  | 1  |
|      | Arkansas            | 3  | 1  | 2.77 | 5   | 5   | 0  | 0   | 0  | 26.0  | 23  | 10  | 8   | 0  | 1  | 17-0  | 25  | 1  | 0  |
|      | Montgomery          | 0  | 2  | 3.12 | 2   | 2   | 0  | 0   | 0  | 8.2   | 7   | 6   | 3   | 1  | 0  | 5-0   | 7   | 1  | 0  |
| 2010 | Montgomery          | 11 | 6  | 3.47 | 27  | 27  | 0  | 0   | 0  | 142.2 | 136 | 63  | 55  | 9  | 4  | 70-2  | 150 | 12 | 1  |
| 2011 | Durham              | 9  | 7  | 3.08 | 27  | 27  | 1  | 0   | 0  | 146.1 | 134 | 61  | 50  | 7  | 6  | 83-0  | 156 | 10 | 3  |
|      | Tampa Bay           | 1  | 1  | 3.38 | 4   | 0   | 0  | 0   | 0  | 8.0   | 8   | 4   | 3   | 0  | 1  | 7-2   | 9   | 0  | 0  |
|      | Minor League Totals | 43 | 26 | 3.23 | 114 | 103 | 1  | 0   | 1  | 577.1 | 502 | 247 | 207 | 24 | 24 | 321-2 | 598 | 56 | 8  |
|      | Major League Totals | 1  | 1  | 3.38 | 4   | 0   | 0  | 0   | 0  | 8.0   | 8   | 4   | 3   | 0  | 1  | 7-2   | 9   | 0  | 0  |


1: Signed by the Los Angeles Angels of Anaheim as a free agent, January 12, 2005...signed by Carlos Porte. 2: Acquired by the Tampa Bay Rays from Los Angeles along with INF Sean Rodriguez and INF Matt Sweeney in exchange for LH Scott Kazmir, August 28, 2009.

## CAREER FIELDING

| YEAR | POSITION | PCT | G | PO | A | E | TC | DP |
|------|----------|-----|---|----|---|---|----|----|
| 2011 | Pitcher  | -   | 4 | 0  | 0 | 0 | 0  | 0  |

## LEFT-RIGHT BREAKDOWN

|           | 2011 |    |   |    | CAREER |    |   |    |
|-----------|------|----|---|----|--------|----|---|----|
|           | AVG  | AB | H | HR | AVG    | AB | H | HR |
| vs. Left  | .200 | 15 | 3 | 0  | .200   | 15 | 3 | 0  |
| vs. Right | .313 | 16 | 5 | 0  | .313   | 16 | 5 | 0  |



CENTER FIELDER

# B.J. UPTON 2

Melvin Emanuel Upton

|              |              |             |            |
|--------------|--------------|-------------|------------|
| BATS         | THROWS       | HEIGHT      | WEIGHT     |
| <b>RIGHT</b> | <b>RIGHT</b> | <b>6'3"</b> | <b>185</b> |

MAJOR LEAGUE SERVICE **5 years, 126 days**OPENING DAY AGE **27**BORN **8/21/84** in Norfolk, VARESIDES **Tampa, FL**CONTRACT STATUS **Signed through 2012**ACQUIRED **Selected in the first round (second overall) of the 2002 June Draft**SIGNING SCOUT **Doug Witt (Rays)**

FOLLOW HIM @BJUPTON2

## X-RAY REPORT

- + In January, SeaWorld Parks and Entertainment used Tropicana Field to film live cheetahs for a segment of ShamuTV, an environmental education series distributed around the nation...B.J., a fan of big cats, was filmed with a high intensity camera showing the speed of an elite athlete compared to that of a cheetah.
- + B.J. watches all the European soccer he can—La Liga (Spain's premier league), Barclay's Premier League (England) and Bundesliga (Germany)—and plays *FIFA* on Xbox often...he also enjoys *Tiger Woods PGA Tour* on Xbox.
- + Last summer, B.J. sponsored "B.J.'s Bunch" at Childs Park Recreation Center and Wildwood Recreation Center in St. Petersburg...B.J. made multiple visits to both centers handing out Dugout Club T-shirts and presenting the kids with an "angel fund" to be used to meet the needs of the children and families served by each recreation center.

## 2011 SEASON

- + Played in 153 games and started 151, all in center field...with 5 years, 126 days is the longest-tenured member of the Rays roster, with one more day of service time than James Shields.
- + With 23 HR with 36 SB was one of 5 major leaguers with 20 HR and 30 SB joining BOS Jacoby Ellsbury, LAD Matt Kemp, TEX Ian Kinsler and MIL Ryan Braun...is the only major leaguer with 50-plus homers and 100-plus steals over the past 3 seasons...has the only two 20-HR, 20-SB seasons in Rays history (also 2007).

## MOST STOLEN BASES, MLB, 2008-11

|                   |            |
|-------------------|------------|
| Michael Bourn     | 215        |
| Jacoby Ellsbury   | 166        |
| Juan Pierre       | 165        |
| <b>B.J. Upton</b> | <b>164</b> |
| Rajai Davis       | 154        |

## MOST HOME RUNS BY BROTHERS, ONE SEASON

|           |  |             |
|-----------|--|-------------|
| 61        | Jason (41) & Jeremy (20) Giambi          | 2002        |
| 59        | Bret (35) & Aaron (24) Boone             | 2003        |
| 59        | Joe (46) & Vince (13) DiMaggio           | 1937        |
| 56        | Carlos (18) & Lee (38) May               | 1969        |
| <b>54</b> | <b>Justin (31) &amp; B.J. (23) Upton</b> | <b>2011</b> |
| 54        | Tony (36) & Billy (18) Conigliaro        | 1970        |
| 54        | Irish (21) & Bob (33) Meusel             | 1925        |

## GREATEST DISPARITY, ROAD OVER HOME BATTING AVG., 2011

|                       | MARGIN        | HOME        | ROAD        |
|-----------------------|---------------|-------------|-------------|
| Ben Zobrist, TB       | + .090        | .221        | .311        |
| Mark Reynolds, BAL    | + .088        | .176        | .264        |
| Jamey Carroll, LAD    | + .077        | .252        | .329        |
| <b>B.J. Upton, TB</b> | <b>+ .066</b> | <b>.209</b> | <b>.275</b> |

- + Enters 2012 needing 10 HR before his birthday (Aug 24) to become just the 8th player in major league history to reach 100 HR and 200 SB before turning 28...would join Rickey Henderson, Cesar Cedeño, Barry Bonds, Bobby Bonds, Eric Davis, Lloyd Moseby and Hanley Ramirez.
- + Was installed in the 2-hole in the lineup on Sep 5 when the Rays were 9.5 games back of Boston in the AL Wild Card race and started there in every game through season's end...in those 23 games, the Rays went 15-8 and he hit

- a club-high .356 (31-for-87) with 5 HR, 14 RBI, 8 2B, 10 BB, 8 SB, 462 OBP and .644 SLG.
- + Fell 1 HR shy of his career high (24 in 2007) and 2 RBI shy of his career high (82 in 2007).
- + His 35 SB ranked 6th in the AL...was caught stealing 12 times, tied for 4th most in the AL...his 164 steals over the last 4 seasons are 4th most in the majors.
- + Has made 579 starts in center field over the past 4 seasons, 2nd only to ARI Chris Young (582)...leads all center fielders with 1,582 total chances during that span.
- + Batted 66 points higher on the road than at home, the 4th-highest disparity in the majors.
- + Struck out 161 times (5th most in the AL), the 4th time in the last 5 years he has fanned 150-plus times...five others have also struck out 150 or more times in at least 4 of the last 5 seasons: Ryan Howard (5), Adam Dunn (4), Mark Reynolds (4), Carlos Peña (4) and Dan Uggla (4).
- + His .333 (33-for-99) avg. in September led the team and was his highest in a single month since he hit .362 in July 2007...had 16 extra-base hits for the month, tied for 3rd in the majors.
- + B.J. and his brother, ARI Justin Upton, became the first brothers in major league history to have 20 HR and 20 SB in the same season... Justin totaled 31 HR and 21 SB...they reached the milestone when B.J. hit his 20th homer on Sep 11 vs. BOS, also his first career grand slam.
- + B.J. and Justin combined for 54 HR, tied for 5th most by any brothers in one season in major league history.
- + On May 3 vs. TOR hit a 2-run walk-off HR in the 9th off Jon Rauch...that same night, his brother Justin hit a game-winning homer in the 8th inning to give the D-backs a 4-3 victory over the Rockies...the last time two brothers hit game-winning home runs on the same day was Sep 28, 1996 (CLE Sandy Alomar Jr. and BAL Roberto Alomar)...the Upton brothers have homered on the same day 10 times in their careers, the highest total by any pair of brothers since Bret Boone retired in 2005...Aaron and Bret homered on the same day 19 times, a major league record.
- + Hit .276 (79-for-286) with 14 HR and 51 RBI in 77 road games, compared to .209 (57-for-273; 3rd lowest in majors) with 9 HR and 30 RBI in 76 home games.
- + On Aug 4 vs. TOR had a double and triple in extra innings and scored the game-winning run...was the first AL player to collect 2 extra-base hits in extra innings since TEX Josh Hamilton, April 16, 2008 at TOR (2 doubles).

- + Reached base safely in 9 consecutive plate apps, Sep 11 vs. BOS and Sep 12 at BAL, setting a club record.
- + Became the Rays all-time leader in walks on Sep 12 at BAL, passing Carlos Peña (373).
- + Stole the 200th base of his career on Sep 27 vs. NYY.
- + Was picked off 3 times in 2011 and has been picked off 17 times in his career, most in club history...has been picked off 13 times in the past 4 seasons, most in the majors.
- + **POSTSEASON:** He and Evan Longoria are the only players to play in all 25 of the Rays post-season games...had 3 doubles in the 2011 ALDS vs. TEX including 2 in Game 2 off Derek Holland...is the Rays all-time postseason leader in doubles (6), hits (27) and tied with Longoria for the Rays lead in RBI (18)...also swiped his 9th postseason base in Game 3, passing Carl Crawford as the Rays all-time postseason leader.

## CAREER HIGHLIGHTS

- + In **2010**, became just the fifth center fielder in AL history to reach 60 extra-base hits and 40 steals in one season...joined DET Ty Cobb (1911-12, 1917), BOS Tris Speaker (1913-14), NYY Rickey Henderson (1986) and KC Johnny Damon (2000)...he and Carl Crawford were the only major leaguers to do it in 2010 and the first set of teammates to ever do it...B.J. was the 19th to do it in AL history.
- + Stole 42 bases, tied for 5th in the AL and tied for 6th in the majors...stole third base a club-record 12 times.
- + Set career highs with 38 doubles and 60 extra-base hits.
- + His 164 strikeouts were 2nd most in the AL behind DET Austin Jackson (170)...this is currently the 5th-most strikeouts ever by a player with 40 steals in a season, behind CIN Drew Stubbs (2011), SF Bobby Bonds (1969, 1970) and PHI Juan Samuel (1984).
- + Led the majors with 6 bases-loaded walks, most of any player since Carlos Peña's major league-record 9 in 2008...however, went 1-for-14 with the bases full and was hitless in his first 12 AB until a ground-rule double Sep 23 at NYY off Joba Chamberlain.
- + In **2009**, became the first player since HOU Jeff Bagwell in 2001 to hit for a cycle and steal home in the same season.
- + On Oct 2 vs. NYY became the first Ray to hit for the cycle as he went 5-for-6 with 6 RBI in the Rays 13-4 win that prevented CC Sabathia from winning his 20th game...doubled and tripled

off Sabathia...reached the cycle in the 5th inning...it was the quickest cycle since COL Mike Lansing did it in 4 innings on June 18, 2000 vs. ARL...since 1954, no AL player has done it as quickly...it came in the Rays 1,939th game...was one of a record eight cycles in the majors in 2009.

- + In the Rays 10-9 win July 8 vs. TOR he stole home when Brian Tallet attempted to pick Carl Crawford off first base...was his 3rd career steal of home...entering 2012, is tied with Torii Hunter, Juan Pierre, Alex Rodriguez and Omar Vizquel for most among active players.
- + Made 141 starts, all in CF...his 385 total chances were 3rd among AL center fielders and his team-high 6 assists were tied for 4th.
- + Stole 42 bases, tied for 4th in the majors and 3rd in the AL.
- + Was AL Player of the Month for June when he batted .324 with 10 2B, 5 HR, 14 SB and 22 RBI in 26 games...batted .222 (101-for-455) with 6 HR and 33 RBI in all other games.
- + Went 120 AB without a home run to start the season before hitting a walk-off on May 15 vs. CLE (Luis Vizcaino) to give the Rays an 8-7 win after they trailed 7-0...also doubled and stole two bases that game.
- + Spent the first 6 games of the season on the DL while recovering from offseason shoulder surgery...was activated on April 13.
- + Spent his first full season in CF in **2008** and finished 2nd in the AL with 44 SB behind BOS Jacoby Ellsbury (50).
- + Led the Rays with a .383 OBP.
- + Drew a team-high 97 walks, 4th in the AL and still 2nd most in franchise history to Carlos Peña's 103 in 2007...became the youngest AL player since Frank Thomas (138-BB) in 1991 to draw that many walks...the only other ML player that young to do this as a center fielder was Mickey Mantle (1954-55)...struck out 134 times, 6th most in the AL.
- + Tied for 2nd in the majors with 16 outfield assists...tied with HOU Hunter Pence and LAD Matt Kemp behind BAL Nick Markakis (17).
- + On Aug 14 at OAK, hit an RBI double in the 9th off reliever Brad Ziegler, ending his 39-inning scoreless streak to begin his career, a major league record...forced extra innings, as Rays went on to win 7-6 in 12.
- + Underwent successful surgery to repair the labrum in his left (non-throwing) shoulder on Nov 11...the surgery was performed in Birmingham, Ala., by Dr. James Andrews.
- + **POSTSEASON:** Hit 7 HR in 16 games, 1 HR shy of the major league record for a single post-season, held by SF Barry Bonds (2002), HOU Carlos Beltran (2004) and TEX Nelson Cruz (2011)...at the time tied ANA Troy Glaus (2002) for the AL record for a single postseason...became the first player to hit 5 or more homers in a postseason after hitting fewer than 10 during the regular season...4 of his 7 homers came in the ALCS.
- + Overall in the postseason, hit .288 (19-for-66) with a team-high 16 RBI, 16 R and .652 SLG...stole 6 bases.
- + His 16 RBI fell three shy of the AL record 19 shared by three players...his 11 RBI in the ALCS tied an LCS record (BOS David Ortiz in 2004) before TEX Nelson Cruz broke it with 13 RBI in 2011.
- + At 24 years, 2 months, became the youngest player to hit 7-plus home runs in a postseason.
- + Combined with Longoria (6-HR) to hit 13 HR in the postseason, tied for 2nd most of any pair of teammates in major league history (SF Barry Bonds and Rich Aurilia hit 14 in 2002; TEX Nelson Cruz and Adrian Beltre hit 13 in 2011)...8 of the 13 came in the ALCS, most by any duo in a single series in postseason play.
- + Was a perfect 6-for-6 in stolen base attempts, 4 of them coming in the World Series...stole 3 bases in Game 3 at Philadelphia, tying a World Series record (fifth time)...was the first AL player ever to swipe 3 bases in a World Series game, and first overall since STL Lou Brock did it on Oct 5, 1968.
- + In Game 2 of the ALCS vs. Boston, hit a game-winning, bases-loaded, 11th-inning sac fly to score pinch-runner Fernando Perez...it ended a 5-hour, 27-minute contest that ranked as the 2nd-longest game in ALCS history.
- + In Game 5 of the ALCS at Fenway, went 3-for-4 with 4 RBI, 1 HR, 1 2B, 1 BB and 2 R.
- + Hit 2 solo homers off Gavin Floyd in the series clinching Game 4 of the ALDS at CWS...he and Longoria became the first teammates under 25 to have multi-homer games in one postseason.
- + In **2007**, at age 23, he became the fourth player in Rays history to hit .300...his final mark of .300 was his low point of the season.
- + Was 9th in the AL in slugging (.508) and AB per HR (19.8)...his 154 SO were 3rd most in the AL.
- + Became the first Ray to reach 20 HR and 20 SB, one of only 12 players all-time to do it at his age or younger...is one of only six players all-time to hit .300 with 20 HR and 20 SB in one season at his age or younger...also his brother, ARI Justin Upton (2009), SEA Alex Rodriguez (1997), HOU Cesar Cedeño (1972-73), CIN Vada Pinson (1959) and SF Orlando Cepeda (1959).



- + Hit .339 (42-for-124) with RISP.
- + Batted .335 (77-for-230) on the road, 6th in the AL, including .432 (16-for-37) at Yankee Stadium.
- + Started 48 games at 2B and 74 in CF...had played just 1 game in the OF during his pro career and none at 2B prior to 2007...had 11 outfield assists, tied for 2nd most among ML center fielders...saw action at 2B, 3B, SS, CF and RF in spring training.
- + The Rays Opening Day second baseman started 48 of the first 59 games at 2B before suffering a strained left quadriceps...sidelined June 9 to July 13...at the time he was injured, led all ML second basemen in hitting and led the Rays in average (.320), runs (32) and doubles (16).
- + Returned July 13...with Rocco Baldelli on the DL and Elijah Dukes on the temporary inactive list, played center field exclusively the rest of the season starting 68 of the final 74 games.
- + Recalled Aug 1, **2006** from Triple-A Durham and started 48 of the remaining 56 games, all at 3B...made 13 errors, most among all major leaguers over the season's final two months (from any position).
- + Lone home run was Sep 23 vs. NYY off Randy Johnson...was his first major league HR since Sep 17, 2004 at TOR.
- + Was his first major league action since 2004 when he started 41 games for the Rays.
- + After making his major league debut in 2004, returned to Durham in **2005**...was named the Bulls Player of the Year after leading the team in nearly every offensive category.
- + Topped all Rays minor leaguers with 98 R, 36 2B and 60 extra-base hits...led the International League in runs scored and hits (165)...stole 44 bases, 2nd most in the IL.
- + Led all minor leaguers with 53 errors at shortstop.
- + Named a midseason and postseason IL All-Star...was the starting shortstop for Team USA at the All-Star Futures Game (0-for-2) for the second straight year.
- + Named the IL's Most Exciting Player by *Baseball America*.
- + Recalled by the Rays from Durham on Aug 1, **2004** and at 19 years, 11 months, 10 days became the youngest player in the majors in 2004 and the youngest Ray ever...started 41 games (16-SS, 13-DH, 11-3B, 1-LF).
- + Made his ML debut Aug 2 vs. BOS starting as the DH...singled off Tim Wakefield for his first major league hit.
- + First ML HR was Aug 17 vs. LAA (Kelvim Escobar), coming in his 39th at-bat...became the first teenager to homer in a game since LAD Adrian Beltre on April 6, 1999 vs. ARI.
- + Homered Sep 9 at NYY off Brad Halsey, becoming the youngest player to hit a home run at Yankee Stadium since Ken Griffey Jr. did it as a 19-year-old on May 30, 1989.
- + Became the youngest DH since OAK Claudell Washington in 1974.
- + Hit third in the lineup three times, first on Aug 14 at TEX, becoming the first teenager to hit in the three-hole since ATL Andruw Jones on Sep 24, 1996.
- + Started at shortstop for the U.S. team in the All-Star Futures Game at Houston's Minute Maid Park on July 11...was 0-for-2.
- + Named No. 1 overall prospect in minor league baseball by *BA* (Delmon Young was No. 2) in 2004...*BA* also named him the best 19-year-old in the game.
- + In **2003** was named the top prospect in the Arizona Fall League by *BA*...at 19, was the second-youngest player in the AFL behind teammate Delmon Young (18)...was the youngest member of the Topps Class-A All-Star Team.
- + Selected by league managers in the *BA* survey as the South Atlantic League's top prospect, Best Base Runner and Best Infield Arm.
- + At 18, began the season as the second youngest everyday player in the Class-A South Atlantic League for Charleston...was promoted to Double-A Orlando on Aug 1, skipping Class-A Bakersfield.
- + Committed 56 errors, most in the minor leagues and the same number made by Derek Jeter in the same league when he was 19.
- + Signed with the Rays on Sep 11, **2002**, and reported to the team's instructional league camp in St. Petersburg on Sep 16...on the second day of workouts, first open to the media, he was rushed to the emergency room at St. Anthony's Hospital where he was treated for cramps and dehydration...was released several hours later.
- + Was considered the No. 1 overall prospect in the 2002 June Draft by *BA*.

## AMATEUR CAREER

- + In two years at Greenbrier Christian Academy in Chesapeake, Va., he batted .645 with 24 HR, 83 RBI and 68 SB in 68 attempts over 56 games...he walked 45 times and struck out only 4 times...he also went 9-2 as a pitcher with a 0.79 ERA and pitched two no-hitters while leading the Gators to the state championship

in 2001 and a state semifinal loss in 2002... clocked on the mound in the low 90s.

- + As a senior at Greenbrier in 2002 helped lead his team to a 25-1 record...he batted .641 (50-for-78) with 11 2B, 4 3B, 11 HR and 32 RBI... struck out only twice, walked 24 times and was 21-for-21 in SB attempts...was 5-0 with two no-hitters, a 0.33 ERA and 78 SO in 43 IP.
- + Named 2002 First Team High School All-America by *Baseball America*.
- + As a junior, he batted .647 (46-for-71) with 13 HR, 51 RBI and 47 SB...that year also batted .462 (12-for-26) in 9 games for Team USA's Junior National squad that went 9-2 and won the silver medal in Cuba.
- + Selected as the top 17-year-old prospect in the nation in 2002 by *BA*...his brother Justin, Arizona's No. 1 overall pick in the 2005 June Draft, was named the top high school prospect entering the draft and the 2005 High School Player of the Year by *BA*...the Uptons and Youngs (Delmon and Dmitri) are the only brothers to be drafted in the top five picks of the draft.

## PERSONAL & MISC.

- + His dog is a Rhodesian ridgeback named Deuce.
- + B.J. stands for Bossman Junior, with his father, Manny, being the original Bossman...Manny starred in baseball and football at Norfolk State University...he has been an NCAA basketball

referee for the past 19 years, and has worked the NCAA Tournament's Sweet 16...B.J.'s mother, Yvonne, was a softball player and is retired from teaching physical education at Hickory High School in the Chesapeake, Va., area.

- + B.J., his brother Justin, COL Michael Cuddyer, NYM David Wright and WAS Ryan Zimmerman are all first-round draft picks from the Chesapeake, Va., area.

## CAREER HIGHS

|                               |                            |
|-------------------------------|----------------------------|
| <b>HITS</b>                   | <b>RUNS</b>                |
| 5, 10/2/09 vs. NYY            | 4, 9/22/11 at NYY          |
| <b>HITTING STREAK</b>         | <b>WALKS</b>               |
| 10G, 3x-last 8/9/10 – 8/19/10 | 3, 7x-last 5/29/11 vs. CLE |
| <b>RBI</b>                    | <b>STRIKEOUTS</b>          |
| 6, 10/2/09 vs. NYY            | 4, 4x-last 5/27/11 vs. CLE |

## HOME RUN HIGHLIGHTS

|   |
|---|
| <b>GRAND SLAMS (1)</b>  |
| 9/11/11 vs. BOS (Matt Albers)   |
| <b>MULTI-HR GAMES (2)</b>   |
| 2–4/14/10 at BAL; 7/20/07 at NYY  |
| <b>LEADOFF (5)</b>  |
| 8/23/10 at LAA (Scott Kazmir); 6/24/10 vs. SD (Wade LeBlanc); 6/30/09 at TOR (Scott Richmond); 6/30/08 vs. BOS (Justin Masterson); 5/23/07 vs. SEA (Miguel Batista) |
| <b>WALK-OFF (3)</b>   |
| 5/3/11 vs. TOR (Jon Rauch); 5/15/09 vs. CLE (Luis Vizcaino); 9/8/07 vs. TOR (Jeremy Accardo)  |
| <b>PINCH-HIT (1)</b>  |
| 9/8/07 vs. TOR (Jeremy Accardo)   |



DID YOU KNOW?

## RAYs TO STEAL HOME

| PLAYER          | DATE                  |
|-----------------|-----------------------|
| B.J. Upton *    | July 8, 2009 vs. TOR  |
| B.J. Upton      | April 8, 2008 vs. SEA |
| B.J. Upton *    | Sep 17, 2007 at LAA   |
| Carl Crawford * | July 5, 2006 vs. BOS  |
| Geoff Blum      | May 2, 2004 vs. OAK   |
| Aubrey Huff *   | Sep 6, 2003 vs. OAK   |
| Greg Vaughn     | Aug 21, 2000 at CWS   |
| Randy Winn      | June 30, 1998 vs. ATL |

\* DID NOT INVOLVE A DOUBLE STEAL

CAREER BATTING

| YEAR | CLUB                       | AVG         | G          | AB          | R          | H          | 2B         | 3B        | HR        | RBI        | SH        | SF        | HB        | BB-I          | SO         | SB         | CS        | GDP       | SLG         | OBP         | E          |
|------|----------------------------|-------------|------------|-------------|------------|------------|------------|-----------|-----------|------------|-----------|-----------|-----------|---------------|------------|------------|-----------|-----------|-------------|-------------|------------|
| 2003 | Charleston                 | .302        | 101        | 384         | 70         | 116        | 22         | 6         | 7         | 46         | 1         | 6         | 5         | 57-0          | 80         | 38         | 17        | 8         | .445        | .394        | 42         |
|      | Orlando                    | .276        | 29         | 105         | 14         | 29         | 8          | 0         | 1         | 16         | 2         | 2         | 2         | 16-0          | 25         | 2          | 4         | 1         | .381        | .376        | 14         |
| 2004 | Montgomery                 | .327        | 29         | 104         | 21         | 34         | 7          | 1         | 2         | 15         | 2         | 0         | 0         | 14-1          | 28         | 3          | 0         | 0         | .471        | .407        | 10         |
|      | Durham                     | .311        | 69         | 264         | 65         | 82         | 17         | 1         | 12        | 36         | 4         | 0         | 3         | 65-0          | 89         | 46         | 17        | 5         | .519        | .411        | 25         |
|      | <b>Tampa Bay</b>           | <b>.258</b> | <b>45</b>  | <b>159</b>  | <b>19</b>  | <b>41</b>  | <b>8</b>   | <b>2</b>  | <b>4</b>  | <b>12</b>  | <b>1</b>  | <b>1</b>  | <b>1</b>  | <b>15-0</b>   | <b>46</b>  | <b>4</b>   | <b>1</b>  | <b>1</b>  | <b>.409</b> | <b>.324</b> | <b>9</b>   |
| 2005 | Durham                     | .303        | 139        | 545         | 98         | 165        | 36         | 6         | 18        | 74         | 1         | 3         | 4         | 78-1          | 127        | 44         | 13        | 15        | .490        | .392        | 53         |
| 2006 | Durham                     | .269        | 106        | 398         | 72         | 107        | 18         | 4         | 8         | 41         | 0         | 3         | 4         | 65-0          | 89         | 46         | 17        | 8         | .394        | .374        | 33         |
|      | <b>Tampa Bay</b>           | <b>.246</b> | <b>50</b>  | <b>175</b>  | <b>20</b>  | <b>43</b>  | <b>5</b>   | <b>0</b>  | <b>1</b>  | <b>10</b>  | <b>0</b>  | <b>0</b>  | <b>1</b>  | <b>13-0</b>   | <b>40</b>  | <b>11</b>  | <b>3</b>  | <b>1</b>  | <b>.291</b> | <b>.302</b> | <b>13</b>  |
| 2007 | <b>Tampa Bay</b>           | <b>.300</b> | <b>129</b> | <b>474</b>  | <b>86</b>  | <b>142</b> | <b>25</b>  | <b>1</b>  | <b>24</b> | <b>82</b>  | <b>1</b>  | <b>4</b>  | <b>4</b>  | <b>65-4</b>   | <b>154</b> | <b>22</b>  | <b>8</b>  | <b>14</b> | <b>.508</b> | <b>.386</b> | <b>14</b>  |
|      | Vero Beach                 | .235        | 7          | 17          | 4          | 4          | 0          | 0         | 1         | 3          | 0         | 2         | 0         | 5-0           | 2          | 0          | 0         | 0         | .412        | .375        | 0          |
|      | Durham                     | .429        | 2          | 7           | 1          | 3          | 0          | 0         | 1         | 1          | 0         | 0         | 0         | 0-0           | 1          | 0          | 0         | 0         | .857        | .429        | 0          |
| 2008 | <b>Tampa Bay</b>           | <b>.273</b> | <b>145</b> | <b>531</b>  | <b>85</b>  | <b>145</b> | <b>37</b>  | <b>2</b>  | <b>9</b>  | <b>67</b>  | <b>3</b>  | <b>7</b>  | <b>2</b>  | <b>97-4</b>   | <b>134</b> | <b>44</b>  | <b>16</b> | <b>13</b> | <b>.401</b> | <b>.383</b> | <b>7</b>   |
|      | Charlotte                  | .444        | 3          | 9           | 1          | 4          | 0          | 0         | 0         | 2          | 0         | 0         | 1         | 4-0           | 2          | 4          | 3         | 0         | .444        | .643        | 0          |
|      | <b>Tampa Bay</b>           | <b>.241</b> | <b>144</b> | <b>560</b>  | <b>79</b>  | <b>135</b> | <b>33</b>  | <b>4</b>  | <b>11</b> | <b>55</b>  | <b>3</b>  | <b>3</b>  | <b>3</b>  | <b>57-0</b>   | <b>152</b> | <b>42</b>  | <b>14</b> | <b>7</b>  | <b>.373</b> | <b>.313</b> | <b>4</b>   |
| 2010 | <b>Tampa Bay</b>           | <b>.237</b> | <b>154</b> | <b>536</b>  | <b>89</b>  | <b>127</b> | <b>38</b>  | <b>4</b>  | <b>18</b> | <b>62</b>  | <b>1</b>  | <b>4</b>  | <b>2</b>  | <b>67-1</b>   | <b>164</b> | <b>42</b>  | <b>9</b>  | <b>13</b> | <b>.424</b> | <b>.322</b> | <b>5</b>   |
| 2011 | <b>Tampa Bay</b>           | <b>.243</b> | <b>153</b> | <b>566</b>  | <b>82</b>  | <b>136</b> | <b>27</b>  | <b>4</b>  | <b>23</b> | <b>81</b>  | <b>2</b>  | <b>3</b>  | <b>4</b>  | <b>71-4</b>   | <b>161</b> | <b>36</b>  | <b>12</b> | <b>16</b> | <b>.429</b> | <b>.331</b> | <b>3</b>   |
|      | <b>Minor League Totals</b> | <b>.297</b> | <b>485</b> | <b>1833</b> | <b>346</b> | <b>544</b> | <b>108</b> | <b>18</b> | <b>50</b> | <b>234</b> | <b>10</b> | <b>16</b> | <b>19</b> | <b>281-2</b>  | <b>426</b> | <b>154</b> | <b>59</b> | <b>41</b> | <b>.457</b> | <b>.393</b> | <b>177</b> |
|      | <b>Major League Totals</b> | <b>.257</b> | <b>820</b> | <b>2995</b> | <b>460</b> | <b>769</b> | <b>173</b> | <b>17</b> | <b>90</b> | <b>369</b> | <b>11</b> | <b>22</b> | <b>17</b> | <b>385-13</b> | <b>851</b> | <b>201</b> | <b>63</b> | <b>65</b> | <b>.416</b> | <b>.342</b> | <b>55</b>  |

1: Selected by the Tampa Bay Rays in the first round (second overall) of the 2002 June Draft...signed by Doug Witt.

POSTSEASON BATTING

| YEAR | SERIES                   | CLUB       | AVG         | G         | AB         | R         | H         | 2B       | 3B       | HR       | RBI       | SH       | SF       | HB       | BB-I       | SO        | SB       | CS       | GDP      | SLG         | OBP         | E        |
|------|--------------------------|------------|-------------|-----------|------------|-----------|-----------|----------|----------|----------|-----------|----------|----------|----------|------------|-----------|----------|----------|----------|-------------|-------------|----------|
| 2008 | ALDS                     | TB vs. CWS | .278        | 4         | 18         | 5         | 5         | 0        | 1        | 3        | 4         | 0        | 0        | 0        | 1-1        | 5         | 0        | 0        | 0        | .889        | .316        | 0        |
|      | ALCS                     | TB vs. BOS | .321        | 7         | 28         | 8         | 9         | 1        | 0        | 4        | 11        | 0        | 1        | 0        | 4-0        | 7         | 2        | 0        | 0        | .786        | .394        | 1        |
|      | WS                       | TB vs. PHI | .250        | 5         | 20         | 3         | 5         | 0        | 0        | 0        | 1         | 0        | 0        | 0        | 0-0        | 4         | 4        | 0        | 4        | .250        | .250        | 0        |
| 2010 | ALDS                     | TB vs. TEX | .190        | 5         | 21         | 0         | 4         | 2        | 0        | 0        | 2         | 0        | 0        | 0        | 0-0        | 7         | 2        | 0        | 0        | .286        | .190        | 0        |
| 2011 | ALDS                     | TB vs. TEX | .286        | 4         | 14         | 3         | 4         | 3        | 0        | 0        | 0         | 0        | 0        | 0        | 4-0        | 6         | 1        | 2        | 0        | .500        | .444        | 0        |
|      | <b>DS Totals</b>         |            | <b>.245</b> | <b>13</b> | <b>53</b>  | <b>8</b>  | <b>13</b> | <b>5</b> | <b>1</b> | <b>3</b> | <b>6</b>  | <b>0</b> | <b>0</b> | <b>0</b> | <b>5-1</b> | <b>18</b> | <b>3</b> | <b>2</b> | <b>0</b> | <b>.547</b> | <b>.310</b> | <b>0</b> |
|      | <b>LCS Totals</b>        |            | <b>.321</b> | <b>7</b>  | <b>28</b>  | <b>8</b>  | <b>9</b>  | <b>1</b> | <b>0</b> | <b>4</b> | <b>11</b> | <b>0</b> | <b>1</b> | <b>0</b> | <b>4-0</b> | <b>7</b>  | <b>2</b> | <b>0</b> | <b>0</b> | <b>.786</b> | <b>.394</b> | <b>1</b> |
|      | <b>WS Totals</b>         |            | <b>.250</b> | <b>5</b>  | <b>20</b>  | <b>3</b>  | <b>5</b>  | <b>0</b> | <b>0</b> | <b>0</b> | <b>1</b>  | <b>0</b> | <b>0</b> | <b>0</b> | <b>0-0</b> | <b>4</b>  | <b>4</b> | <b>0</b> | <b>4</b> | <b>.250</b> | <b>.250</b> | <b>0</b> |
|      | <b>Postseason Totals</b> |            | <b>.267</b> | <b>25</b> | <b>101</b> | <b>19</b> | <b>27</b> | <b>6</b> | <b>1</b> | <b>7</b> | <b>18</b> | <b>0</b> | <b>1</b> | <b>0</b> | <b>9-1</b> | <b>29</b> | <b>9</b> | <b>2</b> | <b>4</b> | <b>.554</b> | <b>.324</b> | <b>1</b> |

CAREER FIELDING

| YEAR | POSITION      | PCT  | G   | PO   | A   | E  | TC   | DP |
|------|---------------|------|-----|------|-----|----|------|----|
| 2004 | Third Base    | .917 | 13  | 10   | 12  | 2  | 24   | 0  |
|      | Shortstop     | .901 | 16  | 23   | 41  | 7  | 71   | 8  |
|      | Left Field    | -    | 1   | 0    | 0   | 0  | 0    | 0  |
| 2006 | Third Base    | .906 | 50  | 38   | 88  | 13 | 139  | 6  |
| 2007 | Second Base   | .952 | 48  | 106  | 133 | 12 | 251  | 26 |
|      | Center Field  | .991 | 78  | 204  | 11  | 2  | 217  | 2  |
| 2008 | Center Field  | .983 | 143 | 378  | 16  | 7  | 401  | 5  |
| 2009 | Center Field  | .990 | 144 | 375  | 6   | 4  | 385  | 1  |
| 2010 | Center Field  | .988 | 154 | 397  | 3   | 5  | 405  | 0  |
| 2011 | Center Field  | .992 | 151 | 382  | 6   | 3  | 391  | 3  |
|      | <b>Totals</b> |      |     |      |     |    |      |    |
|      | Center Field  | .988 | 670 | 1736 | 42  | 21 | 1799 | 11 |
|      | Third Base    | .908 | 63  | 48   | 100 | 15 | 163  | 6  |
|      | Second Base   | .952 | 48  | 106  | 133 | 12 | 251  | 26 |
|      | Shortstop     | .901 | 16  | 23   | 41  | 7  | 71   | 8  |
|      | Left Field    | -    | 1   | 0    | 0   | 0  | 0    | 0  |

LEFT-RIGHT BREAKDOWN

|           | 2011 |     |     |    |     | CAREER |      |     |    |     |
|-----------|------|-----|-----|----|-----|--------|------|-----|----|-----|
|           | AVG  | AB  | H   | HR | RBI | AVG    | AB   | H   | HR | RBI |
| vs. Left  | .238 | 147 | 35  | 5  | 16  | .264   | 864  | 228 | 25 | 97  |
| vs. Right | .245 | 413 | 101 | 18 | 65  | .254   | 2131 | 541 | 65 | 272 |



CATCHER | OUTFIELDER

# STEPHEN VOGT 26

Stephen Guy Vogt (VOTE)

BATS  
**LEFT**THROWS  
**RIGHT**HEIGHT  
**6'0"**WEIGHT  
**215**MAJOR LEAGUE SERVICE **None**OPENING DAY AGE **27**BORN **11/1/84 in Visalia, CA**RESIDES **Olympia, WA**CONTRACT STATUS **Signed through 2012**ACQUIRED **Selected in the 12th round of the 2007 June Draft**SIGNING SCOUT **Jake Wilson (Rays)**

FOLLOW HIM @SVogt1229

## X-RAY REPORT

- + Stephen and his wife, Alyssa, welcomed their first child, a baby girl named Payton, during the offseason...with a mid-October due date, Stephen flew to St. Petersburg to accept his Rays Minor League Player of the Year Award in person at Tropicana Field on Sep 27...Alyssa went into labor that day and had the baby before he returned—less than 36 hours from when he originally left.
- + Well known for his impressions, Stephen won the Rays Spring Training Talent Show in both 2009 and 2010 and even hosted in 2011...he lists Rays director of minor league operations Mitch Lukevics and minor league field coordinator Bill Evers as his two favorite impressions.
- + While sidelined with a shoulder injury at Class-A Charlotte in 2009, Stephen served as a fill-in umpire during a doubleheader for the Stone Crabs at Charlotte Sports Park...the home plate umpire was forced from the game after being hit in the arm by a fastball, and Stephen volunteered to be the base umpire and the two managers agreed.
- + His 105 RBI led the Rays organization and ranked as the 11th-highest total in the minors...it was the 4th-highest total in Rays minor league history.
- + Finished 6th among Rays minor leaguers with a .298 average...had career highs in hits (152), triples (7) and doubles...hit 17 HR after entering the season with 18 HR over his previous 4 seasons combined.
- + Opened the season with Montgomery and batted .301 (116-for-386) with 13 HR and 85 RBI in 97 games...was named Montgomery's MVP and a mid- and postseason All-Star in the Southern League...despite his call-up, ranked 6th in the SL in RBI and 9th in batting avg. and SLG (.487).
- + Hit .368 (43-for-117) with runners in scoring position and .462 (18-for-39) with RISP and 2 outs...hit .253 (43-for-170) as a catcher and .337 (73-for-216) at all other positions.
- + Hit safely in 21 of his first 24 games for the Bulls.
- + Hit .364 (4-for-11) in 3 postseason games as the Bulls were swept by Columbus in the International League semifinals.
- + Added to the 40-man roster on Nov 18.

## 2011 SEASON

- + Was named Rays Minor League Player of the Year...split the season between Double-A Montgomery and Triple-A Durham with a July 27 promotion...combined to bat .298 (152-for-510) with 17 HR, 35 2B and 105 RBI.
- + Over 128 games, made appearances at catcher (50), left field (48), designated hitter (20), first base (13) and right field (2).

## CAREER HIGHLIGHTS

- + Has a career .305 avg. over five minor league seasons...has had significant playing time at left field, catcher and first base.
- + Won the Florida State League batting crown in 2010 with a .345 (127-for-368) avg. at Class-A Charlotte...it was the 3rd-highest avg. all-time by a Rays farmhand.

- + Also led the FSL with a .511 SLG and .910 OPS, ranked 2nd in OBP (.399) and tied for 6th with 31 doubles...was named a FSL midseason and postseason All-Star.
- + Only played in 25 games over the first two months of the season (April-May) but forced his way into the everyday lineup after batting .371 (29-for-78) during that span.
- + Was named the Erik Walker Community Champion Award winner after the season.
- + Suffered a season-ending shoulder injury in **2009** after playing just 10 games with the Stone Crabs.
- + In **2008**, played outfield (67 games), catcher (17) and first base (16) for Class-A Columbus... hit .356 (67-for-188) over the final 50 games of the season.

- + Was selected in the 12th round of the **2007** June Draft and assigned to Short-A Hudson Valley, where he hit .300 (72-for-240) in 70 games...ranked 5th in the New York-Penn League with 48 RBI.

**PERSONAL & MISC.**

- + Was a First Team NAIA All-American (twice) and GSAC Player of the Year at Azusa Pacific University (Calif.)...hit .476 in his senior year and finished his college career with a .448 career mark.
- + He and his wife, Alyssa, reside in Olympia, Wash., with their newborn daughter, Payton... Alyssa is a basketball coach at Evergreen State College but is taking a year off due to the birth of their daughter.

**CAREER BATTING**

| YEAR                       | CLUB          | AVG         | G          | AB          | R          | H          | 2B        | 3B        | HR        | RBI        | SH       | SF        | HB        | BB-I         | SO         | SB        | CS       | GDP       | SLG         | OBP         | E         |
|----------------------------|---------------|-------------|------------|-------------|------------|------------|-----------|-----------|-----------|------------|----------|-----------|-----------|--------------|------------|-----------|----------|-----------|-------------|-------------|-----------|
| 2007                       | Hudson Valley | .300        | 70         | 240         | 40         | 72         | 8         | 0         | 4         | 48         | 1        | 7         | 0         | 31-1         | 31         | 6         | 1        | 3         | .383        | .371        | 1         |
| 2008                       | Columbus      | .291        | 113        | 392         | 57         | 114        | 22        | 3         | 6         | 54         | 2        | 4         | 3         | 47-0         | 48         | 6         | 1        | 4         | .408        | .368        | 3         |
| 2009                       | Charlotte     | .171        | 10         | 35          | 0          | 6          | 2         | 0         | 0         | 3          | 0        | 0         | 0         | 2-0          | 4          | 0         | 1        | 2         | .229        | .216        | 0         |
| 2010                       | Charlotte     | .345        | 106        | 368         | 56         | 127        | 31        | 3         | 8         | 47         | 3        | 6         | 6         | 31-4         | 46         | 3         | 1        | 5         | .511        | .399        | 7         |
| 2011                       | Montgomery    | .301        | 97         | 386         | 52         | 116        | 21        | 6         | 13        | 85         | 0        | 10        | 1         | 30-3         | 51         | 4         | 2        | 9         | .487        | .344        | 1         |
|                            | Durham        | .290        | 31         | 124         | 15         | 36         | 14        | 1         | 4         | 20         | 0        | 3         | 0         | 4-0          | 29         | 0         | 0        | 4         | .516        | .305        | 1         |
| <b>Minor League Totals</b> |               | <b>.305</b> | <b>427</b> | <b>1545</b> | <b>220</b> | <b>471</b> | <b>98</b> | <b>13</b> | <b>35</b> | <b>257</b> | <b>6</b> | <b>30</b> | <b>10</b> | <b>145-8</b> | <b>209</b> | <b>19</b> | <b>6</b> | <b>27</b> | <b>.453</b> | <b>.362</b> | <b>13</b> |

1: Selected by the Tampa Bay Rays in the 12th round of the 2007 June Draft...Signed by Jake Wilson.




DID YOU KNOW?

**WINTER DEVELOPMENT PROGRAM**

The Rays held the organization's third annual Winter Development Program for selected minor league players, Jan 9-12 at Tropicana Field. Twenty-eight players participated in workouts each day, received media training, visited MacDill Air Force Base, the Pinellas Park Boys and Girls Club and attended sessions with major league staff.

**THE 2012 CLASS**

|                     |                      |                       |
|---------------------|----------------------|-----------------------|
| RHP Jeff Ames       | RHP Taylor Guerrieri | RHP Wilking Rodriguez |
| C Luke Bailey       | SS Jake Hager        | OF Cody Rogers        |
| 2B Ryan Brett       | RHP Jesse Hahn       | LHP Enny Romero       |
| OF Kes Carter       | OF James Harris      | OF Josh Sale          |
| RHP Alex Colome     | RHP Lenny Linsky     | LHP Blake Snell       |
| SS Derek Dietrich   | OF Mikie Mahtook     | RHP Albert Suarez     |
| SS Johnny Eierman   | RHP Parker Markel    | RHP Jacob Thompson    |
| RHP Jake Floethe    | SS Brandon Martin    | OF Drew Vettleson     |
| 3B Tyler Goeddel    | OF Ty Morrison       |                       |
| OF Granden Goetzman | C Justin O'Conner    |                       |



INFIELDER | OUTFIELDER

# BEN ZOBRIST 18

Benjamin Thomas Zobrist (ZO-brist)

|               |              |             |            |
|---------------|--------------|-------------|------------|
| BATS          | THROWS       | HEIGHT      | WEIGHT     |
| <b>SWITCH</b> | <b>RIGHT</b> | <b>6'3"</b> | <b>210</b> |

MAJOR LEAGUE SERVICE **4 years, 134 days**OPENING DAY AGE **30**BORN **5/26/81** in Eureka, ILRESIDES **Nashville, TN**CONTRACT STATUS **Signed through 2013 plus two one-year club options for 2014 and 2015**ACQUIRED **From the Houston Astros along with RHP Mitch Talbot in exchange for 3B Aubrey Huff and cash considerations, 7/12/06**SIGNING SCOUT **Rusty Pendergrass (Astros)**

FOLLOW HIM @TheZobrists

## X-RAY REPORT

- + Ben's wife, Julianna, is a Christian alternative recording artist and is releasing her second studio album, *Crazy Fearless*, on Opening Day... she released her debut CD, *The Tree*, in 2009... Ben has used her songs as "walk-up" music at Tropicana Field in recent seasons...Julianna has also performed the national anthem before Rays home games...for more information on her music visit [thezobrists.com](http://thezobrists.com).
- + The Zobrists held their first garage sale at their home in Franklin, Tenn., in November...among the items sold was a 13" TV that fetched \$2... Ben says they were visited by the local "yard sale police."
- + Of the 934 players to appear in a major league game in 2011, "Zobrist" was dead last in the alphabet...Bobby Abreu was first...Ben is one of three Rays all-time whose last name begins with the letter "Z," along with pitcher Victor Zambrano and catcher Gregg Zaun.

## 2011 SEASON

- + Led the team with a career-high 156 games played including 153 starts (117-2B, 22-RF, 3-DH)...also led the Rays in runs (99), hits (158), doubles (46) and extra-base hits (72)—all career highs.
- + Led all major league switch-hitters in extra-base hits and doubles...overall was 6th in the AL in extra-base hits and tied for 3rd in doubles...had 43 extra-base hits by the All-Star break, more than he had for the entire sea-

## MOST DOUBLES, SEASON, ALL-TIME, A.L. SWITCH-HITTERS

|                        |             |           |
|------------------------|-------------|-----------|
| Brian Roberts, BAL     | 2009        | 56        |
| Brian Roberts, BAL     | 2008        | 51        |
| Brian Roberts, BAL     | 2004        | 50        |
| <b>Ben Zobrist, TB</b> | <b>2011</b> | <b>46</b> |
| John Anderson, MIL     | 1901        | 46        |

## MOST RBI ON THE ROAD, 2010-11

|                    |            |
|--------------------|------------|
| Adrian Gonzalez    | 121        |
| Evan Longoria      | 119        |
| Joey Votto         | 116        |
| <b>Ben Zobrist</b> | <b>114</b> |
| Matt Kemp          | 114        |

## A.L. WALK LEADERS, 2009-11

|                    |            |
|--------------------|------------|
| Jose Bautista      | 288        |
| Miguel Cabrera     | 265        |
| <b>Ben Zobrist</b> | <b>260</b> |
| Bobby Abreu        | 259        |

son in 2010 (40)...only 9 switch-hitters in AL history have had as many extra-base hits in a season: Mickey Mantle, Ruben Sierra, Mark Teixeira, Bernie Williams, Brian Roberts, Jose Cruz, Kendrys Morales, Ray Durham and Carlos Beltran.

- + Only one switch-hitter in AL history has had more doubles in a season: BAL Brian Roberts... is one of only four switch-hitters with 100 doubles over the past three seasons (2009-11): Victor Martinez (105), Mark Teixeira (105), Pablo Sandoval (104) and Zobrist (102).

- + His 260 walks over the past three seasons are 10th most in the majors, 3rd in the AL.
- + Batted .311 on the road—8th in the AL, and 90 points better than his average at home (.221, 6th-lowest in AL)...this was the greatest disparity in the majors in 2011...the last player with a greater margin in road average over home was SD Chase Headley in 2009 (.305 to .208).
- + His 60 RBI on the road were 4th in the majors behind PHI Ryan Howard (63), LAD Matt Kemp (63) and BOS Adrian Gonzalez (62).
- + Had 32 more extra-base hits than his 2010 total in only 19 more plate appearances.
- + Is one of four players with 50 steals and 250 RBI over the last three seasons (2009-11), joining NYY Curtis Granderson, MIL Ryan Braun and LAD Matt Kemp.
- + The Rays were 88-68 with Zobrist in the lineup...in the 88 wins, he batted .333 (113-for-342) with 16 HR and 77 RBI...in the 68 losses, he batted .179 (44-for-246) with 4 HR and 14 RBI.
- + Did not commit an error in 38 games in the outfield and now has 237 career games (423 total chances) without an error in the outfield.
- + Hit 7 HR in his first 25 games and 5 HR in his last 11 games...only hit 8 in 120 games between...5 of his last 10 hits were home runs.
- + Hit his 5th career grand slam on July 15 vs. BOS, surpassing Carlos Peña for the club record...hit an inside-the-park home run on Sep 25 vs. TOR off Brett Cecil...was the first of his career and 10th in Rays history.
- + Selected as one of the five AL players for the MLB All-Star Game Final Vote...was the 4th Ray to make the Final Vote fan ballot, joining Carl Crawford (2005), Evan Longoria (2008) and Carlos Peña (2009)...Longoria is the lone Ray to win.
- + Was named AL Player of the Week (April 24-May 1) after batting .440 (11-for-25) with 2 HR, 5 doubles and 13 RBI in 6 games...during that week combined for 10 RBI in a doubleheader on April 28 at MIN...the last player with 10-plus RBI in 2 games in a doubleheader was STL Mark Whiten (13) on Sep 7, 1993 at CIN (1 in Game 1, 12 in Game 2)...the last player with 10 RBI in a day (single game) was LAA Garret Anderson on Aug 21, 2007 vs. NYY (10)...in Game 1, collected a career-high 4 hits and a club-record 8 RBI...his 8 RBI tied TEX Nelson Cruz for most in one game in 2011.
- + Had 18 RBI in 5 games from April 21-25...the last AL player to do that was Reggie Jackson (18) from June 14-18, 1969...the last ML player to do it was CHC Sammy Sosa (18) from Aug 10-14, 2002.
- + Went 4-for-6 with 4 extra-base hits (3-2B, 1-3B) on June 11 at BAL...became the second in club history with 4 extra-base hits and 4 runs in one game, joining Tomas Perez on July 29, 2006 at NYY.
- + Matched his career high with a streak of 9 straight games with at least one walk from May 10-18...only 2 players in the majors had a longer streak in 2011: TOR Jose Bautista and ARI Ryan Roberts each had 10.
- + Missed the game on Sep 20 at NYY due to the birth of his daughter, Kruse, the second child for he and his wife, Julianna.
- + **POSTSEASON:** Started at second base all 4 games of the ALDS vs. Texas and was one of two Rays to hit safely in all 4 games (also Desmond Jennings)...has a current 7-game postseason hitting streak, 2 shy of the Rays club record of 9 held by B.J. Upton.

## CAREER HIGHLIGHTS

- + On April 23, **2010** signed a three-year contract extension with club options for 2014 and 2015...if both options are exercised, he would earn just under \$30 million over the life of the contract...he will donate up to \$450,000 during the life of the contract to the Rays Baseball Foundation, the team's charitable foundation that supports youth and education programs in the Tampa Bay region.
- + Started 144 games at five different positions (79-RF, 46-2B, 9-CF, 9-1B, 1-3B)...collected a career-high 92 walks (4th in AL), passing his 2009 total of 91.
- + Stole a career-high 24 bases and was caught only 3 times...his 88.9 percent success rate ranked 3rd in the AL (min. 20 attempts).
- + Tied NYM David Wright for the major league lead with 12 sacrifice flies...set a club record, passing John Flaherty (10 in 1999)...recorded 7 bunt singles, tied with teammate Sean Rodriguez and six others for the AL lead.
- + Did not hit a home run until May 20 at NYY off Andy Pettitte...went 38 games and 146 AB before his first homer.
- + His batting average fell nearly 60 points from 2009 (.297 to .238), despite reaching .315 on June 9...hit .177 (50-for-283) in 84 games from June 22 through season's end, but drew 64 BB in that span...in September went through separate 0-for-23 and 0-for-18 skids...hit safely in a club-record 23 straight road games, May 10-July 1.
- + **POSTSEASON:** Started all 5 games of the ALDS vs. Texas (2-RF, 2-2B, 1-1B), batting .300 (6-for-20)...in the Game 1 loss at home, doubled and hit his first career postseason home run, both

off Cliff Lee, the Rays only two extra-base hits in the game...it was the first career postseason homer allowed by Lee, coming in his sixth start and snapping a Rays streak of 46.1 postseason innings without a homer.

- + In **2009**, was selected team MVP by the Tampa Bay chapter of the BBWAA...finished 8th in the AL MVP balloting, one of five top-10 finishes in club history (Longoria, 6th in 2010 and 10th in 2011; Crawford, 7th in 2010; Peña, 8th in 2008).
- + Started 110 of the final 113 games and made 135 starts total: 81-2B, 37-RF, 6-SS, 5-CF, 2-1B, 2-LF, 1-DH.
- + Became the first player to start at seven different defensive positions in one season since NYM Joe McEwing did the same in 2002...was also the first Rays player to do so (joined by Sean Rodriguez in 2010).
- + Ranked 4th in home runs (27) and RBI (91) among major league switch-hitters...both set club records for switch-hitters...his .948 OPS tied for the 3rd in the AL with NYY Mark Teixeira...it remains the 3rd-highest figure in Rays history...led Rays in BB (91), SLG (.543) and OBP (.405), finishing 6th, 7th and 9th in the AL respectively.
- + Tied with MIN Jason Kubel for the AL lead with 3 pinch-hit home runs, matching Bubba Trammell (2000) for the club record...included was a pinch-hit grand slam off Matt Thornton in the 6th inning April 17 vs. CWS, taking the Rays from a 5-2 deficit to a 6-5 win.
- + His 2 grand slams tied for the AL lead...added 6 three-run homers, tied for 3rd in the AL.
- + **ALL-STAR GAME:** Named to his first All-Star Team, becoming the first player to be selected after starting at six different positions...played the last two innings at second base, catching the final out of the game on a pop fly to shallow right field...was selected by Manager Joe Maddon.
- + Had four stops with the Rays in **2008** and was recalled for good on Aug 5...played in 62 games (49 starts)...played six different positions (2B, 3B, SS, LF, CF, RF), starting at five (33-SS, 8-LF, 4-2B, 3-CF, 1-RF)...was on course to make the Opening Day roster before suffering a left thumb fracture in the spring...spent the first 38 games on the big league DL...was activated on May 13 and optioned to Durham May 30...in his final stint with Durham, went 20-for-37 (.541) with 2 2B, 2 HR, 8 RBI in 11 games, earning International League Player of the Week from July 28-Aug 3.
- + Led all ML middle infielders with a 16.5 AB-per-HR ratio (min. 10 HR)...finished ahead of FLA



Last season Ben visited Skyview Elementary School and the second-grade classroom of Kaleb Gates, who won the Take Zobrist to School promotion sponsored by MetroPCS.

PHOTO BY ANDREW HEYDT

Dan Uggla (16.6), FLA Hanley Ramirez (17.9) and PHI Chase Utley (18.4)...prior to 2008 had only 3 HR in 280 major league at-bats (93.3-AB/HR) and 19 HR in 1,251 AB in the minors (65.8).

- + Hit 4 HR in the final 4 games of the season at Detroit...named co-AL Player of the Week.
- + Was the last visiting player to hit a grand slam at Yankee Stadium, connecting off Sidney Ponson in the 4th inning on Sep 13...homered June 25-26 at FLA but optioned back to Durham on June 27...in his first game back after being recalled on July 5 vs. KC, homered off Horacio Ramirez.
- + **POSTSEASON:** Appeared in 7 games (2 starts) batting .091 (1-for-11)...started in right field in Games 1 and 4 of the World Series...singled to left off PHI Cole Hamels in Game 1 for his lone hit of the postseason...pinch-hit four times (0-for-4)...drew a pivotal pinch-hit walk in Game 2 of the ALCS vs. BOS in the 11th inning...was on 2B when the winning run scored on a sacrifice fly to win it, 9-8.
- + Played in 31 games over a pair of tours with the Rays in **2007** until a right oblique strain sidelined him the final six weeks of the season...Opening Day shortstop started 13 of the first 17 games, then just two of the next 17...was optioned to Durham on May 11 when Josh Wilson was claimed off waivers from Washington.



- + Recalled July 29 from Durham after Ty Wigginton was dealt to the Astros...was 5-for-32 (.156) his second tour.
- + Made his major league debut in **2006** after only 18 games at the Triple-A level...acquired from Houston on July 12 along with RHP Mitch Talbot for 3B Aubrey Huff and cash considerations...recalled along with B.J. Upton on Aug 1 from Durham, taking over regular shortstop duties when Julio Lugo was traded to the Dodgers on July 31...started 50 of the final 56 games, all at shortstop.
- + Singled off Curt Schilling on Aug 4 vs. BOS for his first major league hit...on Aug 6 vs. BOS collected his first home run (Jason Johnson), double and 3 RBI.
- + On Sep 2 vs. SEA he combined with C Dioner Navarro on the first 2-6-2 triple play in ML history.
- + Began the season with Double-A Corpus Christi (Astros), batting .328 in 82 games and leading the league with 6 3B and 55 BB...named a Texas League All-Star...following the season played in the Arizona Fall League where he was named to the All- Prospect Team.
- + Batted a combined .314 (122-for-388) with 29 doubles and 18 SB at Class-A Salem and Class-A Lexington in **2005**...named a South Atlantic League All-Star...was the starting shortstop for Team USA at the 2005 World Cup in the Netherlands...began his professional career in **2004** at Short-A Tri-City...named to the New York-Penn League All-Star Team as well as team MVP and NYPL Rookie of the Year...led the NYPL in batting (.339) and OBP (.438) and 2nd in hits (49)...garnered Topps Player of the Month for August.

**PERSONAL & MISC.**

- + He and his wife, Julianna, have a 3-year-old son, Zion, and welcomed a daughter, Kruse, last September...Julianna and Ben's fathers are both ministers.
- + For the last several years has given motivational speeches to Nashville-area youth and families during the offseason.
- + Grew up in Eureka, Ill., about 2 ½ hours from Chicago, but was a fan of Cardinals Hall of Famer Ozzie Smith...was undrafted out of Eureka (Ill.) High School.
- + Attended Olivet Nazarene University (Ill.) and transferred to Dallas Baptist University...selected out of DBU by the Astros in the sixth round of the 2004 June Draft.

**CAREER HIGHS**

| HITS                      | RUNS                       |
|---------------------------|----------------------------|
| 4, 3x-last 6/11/11 at BAL | 4, 3x-last 6/26/11 at HOU  |
| HITTING STREAK            | WALKS                      |
| 16G, 9/27/09 – 4/13/10    | 3, 9x-last 6/10/11 at BAL  |
| RBI                       | STRIKEOUTS                 |
| 8, 4/28/11 at MIN         | 3, 11x-last 9/21/11 at NYY |

**HOME RUN HIGHLIGHTS**

**GRAND SLAMS (5)**

7/15/11 vs. BOS (Andrew Miller); 6/13/09 vs. KC (Brian Bannister); 4/17/09 vs. CWS (Matt Thornton); 9/13/08 at NYY (Sidney Ponson); 8/29/08 vs. BAL (Fernando Cabrera)

**MULTI-HR GAMES (1)**

2–9/25/08 at DET

**PINCH-HIT (3)**

5/21/09 vs. OAK (Andrew Bailey); 4/28/09 at MIN (Joe Nathan); 4/17/09 vs. CWS (Matt Thornton)

**INSIDE-THE-PARK (1)**

9/25/11 vs. TOR (Brett Cecil)

**CAREER BATTING**

| YEAR                | CLUB           | AVG  | G   | AB   | R   | H   | 2B  | 3B | HR | RBI | SH | SF | HB | BB-I  | SO  | SB | CS | GDP | SLG  | OBP  | E  |
|---------------------|----------------|------|-----|------|-----|-----|-----|----|----|-----|----|----|----|-------|-----|----|----|-----|------|------|----|
| 2004                | Tri-City       | .339 | 68  | 257  | 50  | 87  | 14  | 3  | 4  | 45  | 4  | 2  | 4  | 43-0  | 31  | 15 | 4  | 5   | .463 | .438 | 14 |
| 2005                | Lexington      | .304 | 68  | 247  | 45  | 75  | 17  | 2  | 2  | 32  | 4  | 7  | 5  | 47-2  | 35  | 16 | 5  | 2   | .413 | .415 | 12 |
|                     | Salem          | .333 | 42  | 141  | 25  | 47  | 12  | 1  | 3  | 13  | 1  | 0  | 1  | 37-1  | 17  | 2  | 1  | 3   | .496 | .475 | 3  |
| 2006                | Corpus Christi | .327 | 83  | 315  | 57  | 103 | 25  | 6  | 3  | 30  | 5  | 1  | 5  | 55-1  | 46  | 9  | 5  | 7   | .473 | .434 | 16 |
|                     | Durham         | .304 | 18  | 69   | 12  | 21  | 3   | 1  | 0  | 6   | 2  | 0  | 1  | 10-0  | 9   | 4  | 1  | 0   | .377 | .400 | 2  |
|                     | Tampa Bay      | .224 | 52  | 183  | 10  | 41  | 6   | 2  | 2  | 18  | 2  | 3  | 0  | 10-1  | 26  | 2  | 3  | 2   | .311 | .260 | 9  |
| 2007                | Tampa Bay      | .155 | 31  | 97   | 8   | 15  | 2   | 0  | 1  | 9   | 2  | 2  | 1  | 3-0   | 21  | 2  | 0  | 1   | .206 | .184 | 6  |
|                     | Durham         | .279 | 61  | 222  | 42  | 62  | 14  | 2  | 7  | 22  | 3  | 3  | 5  | 43-0  | 38  | 8  | 3  | 4   | .455 | .403 | 11 |
| 2008                | Vero Beach     | .286 | 4   | 14   | 1   | 4   | 1   | 0  | 0  | 2   | 0  | 1  | 0  | 0-0   | 2   | 0  | 0  | 0   | .357 | .267 | 1  |
|                     | Tampa Bay      | .253 | 62  | 198  | 32  | 50  | 10  | 2  | 12 | 30  | 0  | 2  | 2  | 25-1  | 37  | 3  | 0  | 4   | .505 | .339 | 7  |
| 2009                | Durham         | .366 | 20  | 71   | 15  | 26  | 3   | 0  | 4  | 13  | 1  | 1  | 0  | 15-0  | 16  | 4  | 1  | 0   | .577 | .471 | 1  |
|                     | Tampa Bay      | .297 | 152 | 501  | 91  | 149 | 28  | 7  | 27 | 91  | 1  | 4  | 2  | 91-4  | 104 | 17 | 6  | 7   | .543 | .405 | 7  |
| 2010                | Tampa Bay      | .238 | 151 | 541  | 77  | 129 | 28  | 2  | 10 | 75  | 7  | 12 | 3  | 92-1  | 107 | 24 | 3  | 10  | .353 | .346 | 4  |
| 2011                | Tampa Bay      | .269 | 156 | 588  | 99  | 158 | 46  | 6  | 20 | 91  | 2  | 5  | 2  | 77-1  | 128 | 19 | 6  | 9   | .469 | .353 | 6  |
| Minor League Totals |                | .318 | 364 | 1336 | 247 | 425 | 89  | 15 | 23 | 163 | 20 | 15 | 21 | 250-4 | 194 | 58 | 20 | 21  | .459 | .429 | 60 |
| Major League Totals |                | .257 | 604 | 2108 | 317 | 542 | 120 | 19 | 72 | 314 | 14 | 28 | 10 | 298-8 | 423 | 67 | 18 | 33  | .435 | .348 | 39 |

1: Selected by the Houston Astros in the sixth round of the 2004 June Draft...signed by Rusty Pendergrass. 2: Acquired by the Tampa Bay Rays along with RH Mitch Talbot from Houston in exchange for INF Aubrey Huff and cash considerations, July 12, 2006.

## POSTSEASON BATTING

| YEAR                     | SERIES | CLUB       | AVG         | G         | AB        | R        | H         | 2B       | 3B       | HR       | RBI      | SH       | SF       | HB       | BB-I       | SO        | SB       | CS       | GDP      | SLG         | OBP         | E        |
|--------------------------|--------|------------|-------------|-----------|-----------|----------|-----------|----------|----------|----------|----------|----------|----------|----------|------------|-----------|----------|----------|----------|-------------|-------------|----------|
| 2008                     | ALCS   | TB vs. BOS | .000        | 3         | 4         | 0        | 0         | 0        | 0        | 0        | 0        | 0        | 0        | 0        | 1-0        | 0         | 0        | 0        | 0        | .000        | .200        | 0        |
|                          | WS     | TB vs. PHI | .143        | 4         | 7         | 0        | 1         | 0        | 0        | 0        | 0        | 0        | 0        | 0        | 1-0        | 0         | 0        | 0        | 0        | .143        | .250        | 0        |
| 2010                     | ALDS   | TB vs. TEX | .300        | 5         | 20        | 2        | 6         | 2        | 0        | 1        | 2        | 0        | 0        | 0        | 2-0        | 6         | 0        | 0        | 0        | .550        | .364        | 0        |
| 2011                     | ALDS   | TB vs. TEX | .235        | 4         | 17        | 2        | 4         | 0        | 0        | 0        | 0        | 0        | 0        | 1        | 0-0        | 4         | 0        | 0        | 0        | .235        | .278        | 0        |
| <b>DS Totals</b>         |        |            | <b>.270</b> | <b>9</b>  | <b>37</b> | <b>4</b> | <b>10</b> | <b>2</b> | <b>0</b> | <b>1</b> | <b>2</b> | <b>0</b> | <b>0</b> | <b>1</b> | <b>2-0</b> | <b>10</b> | <b>0</b> | <b>0</b> | <b>0</b> | <b>.405</b> | <b>.325</b> | <b>0</b> |
| <b>LCS Totals</b>        |        |            | <b>.000</b> | <b>3</b>  | <b>4</b>  | <b>0</b> | <b>0</b>  | <b>0</b> | <b>0</b> | <b>0</b> | <b>0</b> | <b>0</b> | <b>0</b> | <b>0</b> | <b>1-0</b> | <b>0</b>  | <b>0</b> | <b>0</b> | <b>0</b> | <b>.000</b> | <b>.200</b> | <b>0</b> |
| <b>WS Totals</b>         |        |            | <b>.143</b> | <b>4</b>  | <b>7</b>  | <b>0</b> | <b>1</b>  | <b>0</b> | <b>0</b> | <b>0</b> | <b>0</b> | <b>0</b> | <b>0</b> | <b>0</b> | <b>1-0</b> | <b>0</b>  | <b>0</b> | <b>0</b> | <b>0</b> | <b>.143</b> | <b>.250</b> | <b>0</b> |
| <b>Postseason Totals</b> |        |            | <b>.229</b> | <b>16</b> | <b>48</b> | <b>4</b> | <b>11</b> | <b>2</b> | <b>0</b> | <b>1</b> | <b>2</b> | <b>0</b> | <b>0</b> | <b>1</b> | <b>4-0</b> | <b>10</b> | <b>0</b> | <b>0</b> | <b>0</b> | <b>.333</b> | <b>.302</b> | <b>0</b> |

## ALL-STAR BATTING

| YEAR | CLUB          | AVG  | G | AB | R | H | 2B | 3B | HR | RBI | SH | SF | HB | BB-I | SO | SB | CS | GDP | SLG  | OBP  | E |
|------|---------------|------|---|----|---|---|----|----|----|-----|----|----|----|------|----|----|----|-----|------|------|---|
| 2009 | AL, St. Louis | .000 | 1 | 1  | 0 | 0 | 0  | 0  | 0  | 0   | 0  | 0  | 0  | 0-0  | 1  | 0  | 0  | 0   | .000 | .000 | 0 |

## CAREER FIELDING

| YEAR          | POSITION            | PCT          | G          | PO         | A          | E         | TC          | DP         |
|---------------|---------------------|--------------|------------|------------|------------|-----------|-------------|------------|
| 2006          | Shortstop           | .963         | 52         | 86         | 148        | 9         | 243         | 31         |
| 2007          | Shortstop           | .943         | 30         | 37         | 63         | 6         | 106         | 17         |
| 2008          | Shortstop           | .949         | 35         | 51         | 78         | 7         | 136         | 22         |
|               | Left Field          | 1.000        | 14         | 21         | 1          | 0         | 22          | 0          |
|               | Second Base         | 1.000        | 8          | 11         | 11         | 0         | 22          | 3          |
|               | Center Field        | 1.000        | 5          | 8          | 0          | 0         | 8           | 0          |
|               | Right Field         | -            | 2          | 0          | 0          | 0         | 0           | 0          |
|               | Third Base          | 1.000        | 1          | 0          | 2          | 0         | 2           | 0          |
| 2009          | Second Base         | .989         | 91         | 143        | 225        | 4         | 372         | 44         |
|               | Right Field         | 1.000        | 59         | 89         | 5          | 0         | 94          | 4          |
|               | Shortstop           | .926         | 13         | 9          | 16         | 2         | 27          | 5          |
|               | Left Field          | 1.000        | 9          | 8          | 0          | 0         | 8           | 0          |
|               | Center Field        | 1.000        | 7          | 15         | 0          | 0         | 15          | 0          |
|               | First Base          | .875         | 3          | 6          | 1          | 1         | 8           | 2          |
|               | Third Base          | -            | 1          | 0          | 0          | 0         | 0           | 0          |
| 2010          | Right Field         | 1.000        | 103        | 182        | 6          | 0         | 188         | 3          |
|               | Second Base         | .984         | 55         | 74         | 116        | 3         | 193         | 27         |
|               | Center Field        | 1.000        | 14         | 22         | 0          | 0         | 22          | 0          |
|               | First Base          | 1.000        | 14         | 77         | 8          | 0         | 85          | 6          |
|               | Third Base          | .500         | 2          | 1          | 0          | 1         | 2           | 0          |
|               | Left Field          | -            | 1          | 0          | 0          | 0         | 0           | 0          |
| 2011          | Second Base         | .989         | 131        | 213        | 316        | 6         | 535         | 68         |
|               | Right Field         | 1.000        | 38         | 65         | 1          | 0         | 66          | 0          |
| <b>Totals</b> | <b>Second Base</b>  | <b>.988</b>  | <b>285</b> | <b>441</b> | <b>668</b> | <b>13</b> | <b>1122</b> | <b>142</b> |
|               | <b>Right Field</b>  | <b>1.000</b> | <b>202</b> | <b>336</b> | <b>12</b>  | <b>0</b>  | <b>348</b>  | <b>7</b>   |
|               | <b>Shortstop</b>    | <b>.953</b>  | <b>130</b> | <b>183</b> | <b>305</b> | <b>24</b> | <b>512</b>  | <b>75</b>  |
|               | <b>Center Field</b> | <b>1.000</b> | <b>26</b>  | <b>45</b>  | <b>0</b>   | <b>0</b>  | <b>45</b>   | <b>0</b>   |
|               | <b>Left Field</b>   | <b>1.000</b> | <b>24</b>  | <b>29</b>  | <b>1</b>   | <b>0</b>  | <b>30</b>   | <b>0</b>   |
|               | <b>First Base</b>   | <b>.989</b>  | <b>17</b>  | <b>83</b>  | <b>9</b>   | <b>1</b>  | <b>93</b>   | <b>8</b>   |
|               | <b>Third Base</b>   | <b>.750</b>  | <b>4</b>   | <b>1</b>   | <b>2</b>   | <b>1</b>  | <b>4</b>    | <b>0</b>   |

## LEFT-RIGHT BREAKDOWN

|           | 2011 |     |     |    |     | CAREER |      |     |    |     |
|-----------|------|-----|-----|----|-----|--------|------|-----|----|-----|
|           | AVG  | AB  | H   | HR | RBI | AVG    | AB   | H   | HR | RBI |
| vs. Left  | .303 | 185 | 56  | 7  | 38  | .278   | 666  | 185 | 22 | 109 |
| vs. Right | .253 | 403 | 102 | 13 | 53  | .248   | 1442 | 357 | 50 | 205 |



# 2012 SPRING TRAINING ROSTER

## MANAGER

70 Maddon, Joe

## COACHES

46 Boroski, Stan (Bullpen)  
6 Foley, Tom (3B)  
25 Hendrick, George (1B)  
48 Hickey, Jim (Pitching)  
4 Martinez, Dave (Bench)  
17 Shelton, Derek (Hitting)  
64 Zimmer, Don (Sr. Advisor)

## PITCHERS (30)

35 Archer, Chris (R)  
72 Augenstein, Bryan (R)\*  
31 Badenhop, Burke (R)  
59 Bush, Matt (R)  
53 Cobb, Alex (R)  
37 Colome, Alex (R)  
40 Davis, Wade (R)  
49 De La Rosa, Dane (R)  
43 Farnsworth, Kyle (R)  
71 Fleming, Marquis (R)\*  
47 Gomes, Brandon (R)  
58 Hellickson, Jeremy (R)  
39 Howell, J.P. (L)  
52 Lueke, Josh (R)  
57 McGee, Jake (L)  
55 Moore, Matt (L)  
34 Niemann, Jeff (R)  
73 Nuñez, Jhonny (R)\*  
69 Orta, Ricky (R)\*  
62 Peralta, Joel (R)  
14 Price, David (L)  
27 Ramos, Cesar (L)  
67 Reid, Ryan (R)\*  
56 Rodney, Fernando (R)  
51 Rodriguez, Wilking (R)  
75 Sanchez, Romulo (R)\*  
33 Shields, James (R)  
50 Suarez, Albert (R)  
76 Torra, Matt (R)\*  
54 Torres, Alex (L)

## CATCHERS (9)

36 Albernaz, Craig\*  
41 Ashley, Nevin\*  
38 Chirinos, Robinson  
63 Gimenez, Chris\*  
31 Lobaton, Jose  
28 Molina, Jose  
74 Thomas, Mark\*  
26 Vogt, Stephen

## INFIELDERS (13)

29 Beckham, Tim\*  
15 Brignac, Reid  
9 Johnson, Elliot  
7 Keppinger, Jeff  
66 Lee, Hak-Ju\*  
3 Longoria, Evan  
60 Mangini, Matt\*  
61 Miranda, Juan\*  
23 Peña, Carlos  
10 Rhymes, Will\*  
1 Rodriguez, Sean  
30 Scott, Luke  
18 Zobrist, Ben

## OUTFIELDERS (8)

65 Coon, Brad\*  
68 Feliciano, Jesus\*  
5 Fuld, Sam  
11 Guyer, Brandon  
8 Jennings, Desmond  
20 Joyce, Matt  
45 Salazar, Jeff\*  
2 Upton, B.J.

## BULLPEN CATCHER

77 Cursi, Scott

## NUMERICAL

1 Rodriguez, Sean (INF)  
2 Upton, B.J. (OF)  
3 Longoria, Evan (3B)  
4 Martinez, Dave (Bench Coach)  
5 Fuld, Sam (OF)  
6 Foley, Tom (3B Coach)  
7 Keppinger, Jeff (INF)  
8 Jennings, Desmond (OF)  
9 Johnson, Elliot (UTL)  
10 Rhymes, Will (2B)\*  
11 Guyer, Brandon (OF)  
14 Price, David (LHP)  
15 Brignac, Reid (SS)  
17 Shelton, Derek (Hitting Coach)  
18 Zobrist, Ben (UTL)  
20 Joyce, Matt (OF)  
21 Lobaton, Jose (C)  
23 Peña, Carlos (1B)  
25 Hendrick, George (1B Coach)  
26 Vogt, Stephen (C)  
27 Ramos, Cesar (LHP)  
28 Molina, Jose (C)  
29 Beckham, Tim (INF)\*  
30 Scott, Luke (1B/OF)  
31 Badenhop, Burke (RHP)  
33 Shields, James (RHP)  
34 Niemann, Jeff (RHP)  
35 Archer, Chris (RHP)  
36 Albernaz, Craig (C)\*  
37 Colome, Alex (RHP)  
38 Chirinos, Robinson (C)  
39 Howell, J.P. (LHP)  
40 Davis, Wade (RHP)  
41 Ashley, Nevin (C)\*  
43 Farnsworth, Kyle (RHP)  
45 Salazar, Jeff (OF)\*  
46 Boroski, Stan (Bullpen Coach)  
47 Gomes, Brandon (RHP)  
48 Hickey, Jim (Pitching Coach)  
49 De La Rosa, Dane (RHP)  
50 Suarez, Albert (RHP)  
51 Rodriguez, Wilking (RHP)  
52 Lueke, Josh (RHP)  
53 Cobb, Alex (RHP)  
54 Torres, Alex (LHP)  
55 Moore, Matt (LHP)  
56 Rodney, Fernando (RHP)  
57 McGee, Jake (LHP)  
58 Hellickson, Jeremy (RHP)  
59 Bush, Matt (RHP)  
60 Mangini, Matt (INF)\*  
61 Miranda, Juan (1B)\*  
62 Peralta, Joel (RHP)  
63 Gimenez, Chris (C)\*  
64 Zimmer, Don (Sr. Advisor)  
65 Coon, Brad (OF)\*  
66 Lee, Hak-Ju (SS)\*  
67 Reid, Ryan (RHP)\*  
68 Feliciano, Jesus (OF)\*  
69 Orta, Ricky (RHP)\*  
70 Maddon, Joe (Manager)  
71 Fleming, Marquis (RHP)\*  
72 Augenstein, Bryan (RHP)\*  
73 Nuñez, Jhonny (RHP)\*  
74 Thomas, Mark (C)\*  
75 Sanchez, Romulo (RHP)\*  
76 Torra, Matt (RHP)\*

## TRAINING STAFF

Porterfield, Ron (Head Athletic Trainer)  
Harker, Paul (Assistant Athletic Trainer)  
Vinson, Mark (Assistant Athletic Trainer)  
Barr, Kevin (Strength & Cond. Coach)

## EQUIPMENT MANAGER

Westmoreland, Chris

## VIDEO COORDINATOR

Fernandez, Chris

## ALPHABETICAL

36 Albernaz, Craig (C)\*  
35 Archer, Chris (RHP)  
41 Ashley, Nevin (C)\*  
72 Augenstein, Bryan (RHP)\*  
31 Badenhop, Burke (RHP)  
29 Beckham, Tim (INF)\*  
46 Boroski, Stan (Bullpen Coach)  
15 Brignac, Reid (SS)  
59 Bush, Matt (RHP)  
38 Chirinos, Robinson (C)  
53 Cobb, Alex (RHP)  
37 Colome, Alex (RHP)  
65 Coon, Brad (OF)\*  
40 Davis, Wade (RHP)  
49 De La Rosa, Dane (RHP)  
43 Farnsworth, Kyle (RHP)  
68 Feliciano, Jesus (OF)\*  
71 Fleming, Marquis (RHP)\*  
6 Foley, Tom (3B Coach)  
5 Fuld, Sam (OF)  
63 Gimenez, Chris (C)\*  
47 Gomes, Brandon (RHP)  
11 Guyer, Brandon (OF)  
58 Hellickson, Jeremy (RHP)  
25 Hendrick, George (1B Coach)  
48 Hickey, Jim (Pitching Coach)  
39 Howell, J.P. (LHP)  
8 Jennings, Desmond (OF)  
9 Johnson, Elliot (UTL)  
20 Joyce, Matt (OF)  
7 Keppinger, Jeff (INF)  
66 Lee, Hak-Ju (SS)\*  
21 Lobaton, Jose (C)  
3 Longoria, Evan (3B)  
52 Lueke, Josh (RHP)  
70 Maddon, Joe (Manager)  
60 Mangini, Matt (INF)\*  
4 Martinez, Dave (Bench Coach)  
28 Molina, Jose (C)  
61 Miranda, Juan (1B)\*  
54 Niemann, Jeff (RHP)  
55 Moore, Matt (LHP)  
34 Niemann, Jeff (RHP)  
73 Nuñez, Jhonny (RHP)\*  
62 Peralta, Joel (RHP)  
14 Price, David (LHP)  
27 Ramos, Cesar (LHP)  
67 Reid, Ryan (RHP)\*  
10 Rhymes, Will (2B)\*  
56 Rodney, Fernando (RHP)  
1 Rodriguez, Sean (INF)  
51 Rodriguez, Wilking (RHP)  
45 Salazar, Jeff (OF)\*  
75 Sanchez, Romulo (RHP)\*  
30 Scott, Luke (1B/OF)  
17 Shelton, Derek (Hitting Coach)  
33 Shields, James (RHP)  
50 Suarez, Albert (RHP)  
74 Thomas, Mark (C)\*  
76 Torra, Matt (RHP)\*  
54 Torres, Alex (LHP)  
2 Upton, B.J. (OF)  
26 Vogt, Stephen (C)  
64 Zimmer, Don (Sr. Advisor)  
18 Zobrist, Ben (UTL)

## SPECIAL INSTRUCTORS

84 Allen, Neil  
81 Barnes, Skeeter  
80 Bosman, Dick  
78 Hoff, Jim  
79 Livesey, Steve  
82 Montoyo, Charlie  
83 Myers, Dave  
85 Nelson, Jamie  
89 Quatraro, Matt  
88 Robinson, Dewey

\* NON-ROSTER INSTITUTE

# TB 2012 SPRING TRAINING 40-MAN ROSTER

| NO. | CATCHERS (4)       | B | T | HT  | WT  | DOB      | BIRTHPLACE    | RESIDENCE     | 2011 CLUBS                                   | AVG  | G  | AB  | R  | H  | 2B | 3B | HR | RBI | BB | SO | SB | M.L. SER |
|-----|--------------------|---|---|-----|-----|----------|---------------|---------------|--|------|----|-----|----|----|----|----|----|-----|----|----|----|----------|
| 38  | Chirinos, Robinson | R | R | 6-1 | 205 | 6/5/84   | Falcon, VEN   | Falcon, VEN   | Durham (AAA)<br>Tampa Bay                    | .259 | 78 | 282 | 24 | 73 | 13 | 1  | 6  | 24  | 29 | 69 | 1  | 0.032    |
| 21  | Lobaton, Jose      | S | R | 6-0 | 210 | 10/21/84 | Acarigua, VEN | Acarigua, VEN | Charlottesville<br>Durham (AAA)<br>Tampa Bay | .444 | 6  | 18  | 0  | 8  | 4  | 0  | 0  | 2   | 2  | 5  | 0  | 0.138    |
| 28  | Molina, Jose       | R | R | 6-2 | 250 | 6/7/83   | Bayamon, PR   | Dorado, PR    | Tampa Bay                                    | .118 | 15 | 34  | 2  | 4  | 1  | 0  | 0  | 0   | 4  | 8  | 0  |          |
| 26  | Vogt, Stephen      | L | R | 6-0 | 215 | 11/1/84  | Visalia, CA   | Olympia, WA   | Toronto<br>Montgomery (AA)<br>Durham (AAA)   | .301 | 55 | 171 | 19 | 48 | 12 | 1  | 3  | 15  | 15 | 44 | 2  | 10.026   |
|     |                    |   |   |     |     |          |               |               |  | .290 | 31 | 124 | 15 | 36 | 14 | 1  | 4  | 20  | 4  | 29 | 0  | 0.000    |

| NO. | INFELDERS (8)   | B | T | HT  | WT  | DOB     | BIRTHPLACE        | RESIDENCE           | 2011 CLUBS   | AVG  | G   | AB  | R  | H   | 2B | 3B | HR | RBI | BB  | SO  | SB | M.L. SER |
|-----|-----------------|---|---|-----|-----|---------|-------------------|---------------------|--|------|-----|-----|----|-----|----|----|----|-----|-----|-----|----|----------|
| 15  | Brigance, Reid  | L | R | 6-3 | 190 | 1/18/86 | St. Amant, LA     | St. Amant, LA       | Tampa Bay  | .193 | 92  | 249 | 18 | 48  | 4  | 0  | 1  | 15  | 10  | 63  | 3  | 2.070    |
| 9   | Johnson, Elliot | S | R | 6-0 | 190 | 3/9/84  | Safford, AZ       | Durham, NC          | Durham (AAA)<br>Tampa Bay                                  | .231 | 11  | 39  | 7  | 9   | 2  | 1  | 1  | 4   | 7   | 6   | 0  |          |
| 7   | Keppinger, Jeff | R | R | 6-0 | 185 | 4/21/80 | Miami, FL         | Dacula, GA          | Durham (AAA)<br>Corpus Christi (AA)<br>Oklahoma City (AAA) | .222 | 2   | 9   | 1  | 2   | 0  | 0  | 0  | 0   | 0   | 3   | 0  | 1.028    |
|     |                 |   |   |     |     |         |                   |                     |  | .438 | 4   | 16  | 4  | 7   | 1  | 0  | 1  | 3   | 1   | 0   | 0  | 5.052    |
| 3   | Longoria, Evan  | R | R | 6-2 | 220 | 10/7/85 | Downey, CA        | Tampa, FL           | Houston<br>San Francisco<br>Tampa Bay                      | .307 | 43  | 163 | 22 | 50  | 9  | 0  | 4  | 20  | 4   | 7   | 0  |          |
|     |                 |   |   |     |     |         |                   |                     |  | .255 | 56  | 216 | 17 | 55  | 11 | 0  | 2  | 15  | 8   | 17  | 0  |          |
|     |                 |   |   |     |     |         |                   |                     |  | .244 | 133 | 483 | 78 | 118 | 26 | 1  | 31 | 99  | 80  | 83  | 3  | 3.170    |
| 23  | Peña, Carlos    | L | L | 6-2 | 225 | 5/17/78 | Santo Domingo, DR | Windermere, FL      | Montgomery (AA)  | .250 | 7   | 28  | 2  | 7   | 0  | 0  | 0  | 3   | 3   | 1   | 2  | 0        |
| 1   | Rodriguez, Sean | R | R | 6-0 | 200 | 4/28/85 | Miami, FL         | Miami, FL           | Tampa Bay  | .225 | 153 | 493 | 72 | 111 | 27 | 3  | 28 | 80  | 101 | 7   | 2  | 8.133    |
| 30  | Scott, Luke     | L | R | 6-0 | 205 | 6/25/78 | Deland, FL        | De Leon Springs, FL | Tampa Bay  | .223 | 131 | 373 | 45 | 83  | 20 | 3  | 8  | 36  | 38  | 87  | 11 | 2.133    |
| 18  | Zobnist, Ben    | S | R | 6-3 | 210 | 5/26/81 | Eureka, IL        | Franklin, TN        | Baltimore<br>Tampa Bay                                     | .269 | 64  | 209 | 24 | 46  | 11 | 0  | 9  | 22  | 24  | 54  | 1  | 5.144    |
|     |                 |   |   |     |     |         |                   |                     |  | .289 | 156 | 588 | 99 | 158 | 46 | 6  | 20 | 91  | 77  | 128 | 19 | 4.134    |

| NO. | OUTFIELDERS (6)   | B | T | HT   | WT  | DOB      | BIRTHPLACE       | RESIDENCE      | 2011 CLUBS                | AVG  | G   | AB  | R  | H   | 2B | 3B | HR | RBI | BB | SO  | SB | M.L. SER |
|-----|-------------------|---|---|------|-----|----------|------------------|----------------|---------------------------|------|-----|-----|----|-----|----|----|----|-----|----|-----|----|----------|
| 5   | Fuld, Sam         | L | L | 5-10 | 175 | 11/20/81 | Durham, NH       | Durham, NH     | Tampa Bay                 | .340 | 105 | 308 | 41 | 74  | 18 | 5  | 3  | 27  | 32 | 49  | 20 | 1.140    |
| 11  | Geyer, Brandon    | R | R | 6-1  | 210 | 1/28/86  | West Chester, PA | Rockville, MD  | Durham (AAA)<br>Tampa Bay | .312 | 107 | 388 | 78 | 121 | 29 | 5  | 14 | 61  | 35 | 79  | 16 | 0.031    |
| 8   | Jennings, Desmond | R | R | 6-2  | 200 | 10/30/86 | Birmingham, AL   | Birmingham, AL | Durham (AAA)              | .195 | 15  | 41  | 7  | 8   | 1  | 0  | 2  | 3   | 1  | 9   | 0  |          |
| 20  | Joyce, Matt       | L | R | 6-2  | 205 | 8/3/84   | Tampa, FL        | Tampa, FL      | Durham (AAA)<br>Tampa Bay | .275 | 89  | 338 | 68 | 93  | 19 | 3  | 12 | 39  | 45 | 78  | 17 | 0.101    |
| 2   | Upton, B.J.       | R | R | 6-3  | 185 | 8/21/84  | Norfolk, VA      | Tampa, FL      | Tampa Bay                 | .277 | 141 | 462 | 69 | 128 | 32 | 2  | 19 | 75  | 49 | 106 | 13 | 2.123    |
|     |                   |   |   |      |     |          |                  |                |                           | .243 | 153 | 560 | 82 | 136 | 27 | 4  | 23 | 81  | 71 | 161 | 36 | 5.126    |

| NO. | PITCHERS (23)      | B | T | HT   | WT  | DOB      | BIRTHPLACE            | RESIDENCE                | 2011 CLUBS           | W-L   | ERA  | G  | GS | SV | IP    | H     | R   | ER | BB | SO    | M.L.   | SER |
|-----|--------------------|---|---|------|-----|----------|-----------------------|--------------------------|----------------------|-------|------|----|----|----|-------|-------|-----|----|----|-------|--------|-----|
| 35  | Atcher, Chris      | R | R | 6-3  | 206 | 9/26/88  | Raleigh, NC           | Clayton, NC              | Montgomery (AA)      | 8-7   | 4.42 | 25 | 25 | 0  | 134.1 | 136   | 76  | 66 | 80 | 118   | 0.000  |     |
|     |                    | R | R | 6-5  | 220 | 2/8/83   | Atlanta, GA           | Lake Worth, FL           | Durham (AAA)         | 1-0   | 0.69 | 2  | 2  | 0  | 13.0  | 11    | 1   | 7  | 6  | 12    |        |     |
| 31  | Badenhop, Burke    | R | R | 6-5  | 220 | 2/8/83   | Atlanta, GA           | Lake Worth, FL           | New Orleans (AAA)    | 1-1   | 6.75 | 11 | 0  | 1  | 14.2  | 20    | 16  | 11 | 7  | 10    | 3.116  |     |
|     |                    | R | R | 5-10 | 180 | 2/8/86   | San Diego, CA         | Phoenix, AZ              | Florida              | 2-3   | 4.10 | 50 | 0  | 0  | 63.2  | 65    | 29  | 24 | 24 | 51    |        |     |
| 59  | Bush, Matt         | R | R | 6-1  | 195 | 10/7/87  | Boston, MA            | Vero Beach, FL           | Montgomery (AA)      | 5-3   | 4.83 | 36 | 0  | 5  | 50.8  | 48    | 28  | 27 | 24 | 77    | 0.000  |     |
| 53  | Cobb, Alex         | R | R | 6-1  | 195 | 10/7/87  | Boston, MA            | Vero Beach, FL           | Durham (AAA)         | 5-1   | 1.87 | 12 | 12 | 0  | 67.1  | 61    | 19  | 14 | 16 | 70    | 0.091  |     |
|     |                    | R | R | 6-2  | 184 | 12/31/88 | Santo Domingo, DR     | San Pedro de Macoris, DR | Tampa Bay            | 3-2   | 3.42 | 9  | 9  | 0  | 92.2  | 49    | 21  | 20 | 21 | 37    |        |     |
| 37  | Colome, Alex       | R | R | 6-2  | 184 | 12/31/88 | Santo Domingo, DR     | San Pedro de Macoris, DR | Charlotte (A)        | 9-5   | 3.66 | 19 | 19 | 1  | 105.1 | 78    | 45  | 43 | 44 | 92    | 0.000  |     |
|     |                    | R | R | 6-5  | 225 | 9/7/85   | Lake Wales, FL        | Manhasset, NY            | Montgomery (AA)      | 3-4   | 4.15 | 9  | 9  | 0  | 52.0  | 41    | 25  | 24 | 28 | 31    |        |     |
| 40  | Davis, Wade        | R | R | 6-4  | 230 | 4/14/76  | Wichita, KS           | Wichita, KS              | Tampa Bay            | 11-10 | 4.45 | 29 | 29 | 1  | 0     | 184.0 | 190 | 96 | 91 | 63    | 2.032  |     |
| 49  | De La Rosa, Dane   | R | R | 6-6  | 220 | 2/1/83   | Torrance, CA          | Widomar, CA              | Durham (AAA)         | 6-5   | 3.20 | 52 | 0  | 6  | 70.1  | 10    | 8   | 25 | 26 | 83    | 0.021  |     |
|     |                    | R | R | 6-4  | 230 | 4/14/76  | Wichita, KS           | Celebration, FL          | Tampa Bay            | 5-1   | 2.18 | 63 | 0  | 0  | 25    | 57.2  | 45  | 15 | 14 | 12    | 12.100 |     |
| 43  | Franzworth, Kyle   | R | R | 6-4  | 230 | 4/14/76  | Wichita, KS           | Celebration, FL          | Durham (AAA)         | 0-1   | 1.07 | 20 | 0  | 7  | 25.1  | 17    | 4   | 3  | 7  | 40    | 0.112  |     |
| 47  | Gomes, Brandon     | R | R | 5-11 | 185 | 7/19/84  | Fall River, MA        | Houston, TX              | Tampa Bay            | 2-1   | 2.92 | 40 | 0  | 0  | 37.0  | 34    | 15  | 12 | 16 | 32    |        |     |
|     |                    | R | R | 6-1  | 190 | 4/8/87   | Des Moines, IA        | Des Moines, IA           | Tampa Bay            | 13-10 | 2.95 | 29 | 29 | 2  | 0     | 188.0 | 146 | 64 | 62 | 72    | 1.045  |     |
| 58  | Hallickson, Jeremy | R | R | 6-1  | 190 | 4/8/87   | Des Moines, IA        | Des Moines, IA           | Durham (AAA)         | 0-0   | 0.00 | 4  | 0  | 0  | 3.2   | 5     | 4   | 0  | 1  | 5     | 5.007  |     |
| 39  | Howell, JP         | L | L | 6-0  | 190 | 4/28/83  | Modesto, CA           | Sacramento, CA           | Charlotte (A)        | 0-1   | 2.70 | 3  | 3  | 0  | 31    | 3     | 1   | 1  | 1  | 4     |        |     |
|     |                    | L | L | 6-2  | 205 | 6/18/89  | Fort Walton Beach, FL | Edgewood, NM             | Tampa Bay            | 2-3   | 6.16 | 46 | 0  | 0  | 1     | 30.2  | 30  | 24 | 21 | 18    | 26     |     |
| 52  | Lueke, Josh        | R | R | 6-5  | 220 | 12/9/82  | Covington, KY         | Fort Wright, KY          | Seattle              | 1-1   | 6.06 | 25 | 0  | 0  | 0     | 32.2  | 34  | 22 | 13 | 29    | 0.095  |     |
|     |                    | L | L | 6-3  | 230 | 8/6/86   | San Jose, CA          | Reno, NV                 | Tacoma (AAA)         | 2-4   | 2.76 | 30 | 0  | 11 | 42.1  | 34    | 17  | 13 | 12 | 35    |        |     |
| 57  | McCee, Jake        | L | L | 6-3  | 230 | 8/6/86   | San Jose, CA          | Reno, NV                 | Durham (AAA)         | 4-2   | 2.70 | 24 | 0  | 9  | 33.1  | 30    | 10  | 10 | 8  | 38    | 0.127  |     |
|     |                    | L | L | 6-2  | 205 | 6/18/89  | Fort Walton Beach, FL | Edgewood, NM             | Tampa Bay            | 5-2   | 4.50 | 37 | 0  | 0  | 0     | 28.0  | 30  | 14 | 14 | 12    | 27     |     |
| 55  | Moore, Matt        | L | L | 6-2  | 205 | 6/18/89  | Fort Walton Beach, FL | Edgewood, NM             | Montgomery (AA)      | 8-3   | 2.20 | 18 | 18 | 1  | 0     | 102.1 | 68  | 31 | 25 | 28    | 0.017  |     |
|     |                    | R | R | 6-9  | 285 | 2/28/83  | Houston, TX           | Houston, TX              | Durham (AAA)         | 4-0   | 1.37 | 9  | 9  | 0  | 52.2  | 33    | 8   | 8  | 18 | 79    |        |     |
| 34  | Niemann, Jeff      | R | R | 6-9  | 285 | 2/28/83  | Houston, TX           | Houston, TX              | Tampa Bay            | 1-0   | 2.89 | 3  | 1  | 0  | 9.1   | 9     | 3   | 3  | 3  | 15    | 3.022  |     |
|     |                    | R | R | 5-11 | 205 | 3/23/76  | Bonao, DR             | Bonao, DR                | Durham (AAA)         | 1-1   | 3.86 | 2  | 2  | 0  | 0     | 9.1   | 10  | 4  | 4  | 3     | 8      |     |
| 62  | Paezita, Joel      | R | R | 5-11 | 205 | 3/23/76  | Bonao, DR             | Bonao, DR                | Tampa Bay            | 5-4   | 2.93 | 71 | 0  | 6  | 67.2  | 44    | 23  | 22 | 18 | 61    | 5.132  |     |
| 14  | Price, David       | L | L | 6-6  | 220 | 8/28/85  | Murfreesboro, TN      | Nashville, TN            | Tampa Bay            | 12-13 | 3.49 | 34 | 34 | 2  | 0     | 243.1 | 192 | 93 | 87 | 65    | 2.164  |     |
| 27  | Ramus, Cesar       | L | L | 6-2  | 205 | 6/22/84  | Los Angeles, CA       | Pico Rivera, CA          | Tampa Bay            | 0-1   | 3.92 | 59 | 0  | 0  | 43.2  | 36    | 22  | 19 | 23 | 31    | 1.085  |     |
|     |                    | R | R | 5-11 | 220 | 3/18/77  | Samana, DR            | Santo Domingo, DR        | Durham (AAA)         | 2-0   | 4.50 | 4  | 0  | 0  | 4.0   | 5     | 2   | 2  | 2  | 1     |        |     |
| 56  | Rodney, Fernando   | R | R | 5-11 | 220 | 3/18/77  | Samana, DR            | Santo Domingo, DR        | Los Angeles-AL       | 3-5   | 4.50 | 39 | 0  | 3  | 32.0  | 26    | 18  | 16 | 28 | 26    | 8.137  |     |
| 51  | Rodriguez, Wilking | R | R | 6-1  | 160 | 3/2/90   | Puerto Cabello, VEN   | Puerto Cabello, VEN      | Hudson Valley (SS-A) | 1-1   | 6.48 | 2  | 2  | 0  | 8.1   | 10    | 6   | 2  | 9  | 0.000 |        |     |
|     |                    | R | R | 6-4  | 215 | 12/20/01 | Newhall, CA           | Clearwater, FL           | Bowling Green (A)    | 0-3   | 4.66 | 9  | 9  | 0  | 36.2  | 38    | 21  | 19 | 14 | 34    |        |     |
| 33  | Shields, James     | R | R | 6-4  | 215 | 12/20/01 | Newhall, CA           | Clearwater, FL           | Tampa Bay            | 16-12 | 2.92 | 33 | 33 | 11 | 0     | 249.1 | 195 | 83 | 78 | 65    | 5.125  |     |
| 50  | Suarez, Albert     | R | R | 6-2  | 235 | 10/9/89  | Bolivar, VEN          | Bolivar, VEN             | GCL Rays (R)         | 0-0   | 1.38 | 4  | 4  | 0  | 0     | 13.0  | 10  | 3  | 2  | 5     | 10     |     |
|     |                    | L | L | 5-10 | 175 | 12/8/87  | Valencia, VEN         | Valencia, VEN            | Charlotte (A)        | 1-1   | 2.76 | 4  | 3  | 0  | 16.1  | 13    | 6   | 5  | 3  | 7     | 0.000  |     |
| 54  | Torres, Alex       | L | L | 5-10 | 175 | 12/8/87  | Valencia, VEN         | Valencia, VEN            | Durham (AAA)         | 9-7   | 3.08 | 27 | 27 | 1  | 0     | 146.1 | 134 | 61 | 50 | 83    | 0.016  |     |
|     |                    | L | L | 6-2  | 235 | 10/9/89  | Bolivar, VEN          | Bolivar, VEN             | Tampa Bay            | 1-1   | 3.38 | 4  | 0  | 0  | 0     | 8.0   | 8   | 4  | 3  | 7     | 9      |     |

MANAGER Joe Maddon #70 COACHES Stan Borecki (Bulpen) #46, Tom Foley (3B) #6, George Hendrick (1B) #25, Jim Hickey (Pitching) #48, Dave Martinez (Bench) #4, Derek Shelton (Hitting) #17, Don Zimmer (Sr. Advisor) #64.

# 2012 SPRING TRAINING NON-ROSTER INVITES

| NO.                | PITCHERS (7)      | B | T | HT   | WT  | DOB      | BIRTHPLACE                | RESIDENCE         | 2011 CLUBS           | W-L  | ERA   | G   | GS | CG  | SV | IP   | H   | R   | ER | BB | SO    | M.L.  | SER   |
|--------------------|-------------------|---|---|------|-----|----------|---------------------------|-------------------|----------------------|------|-------|-----|----|-----|----|------|-----|-----|----|----|-------|-------|-------|
| 72                 | Augenstein, Bryan | R | R | 6-6  | 230 | 7/11/86  | Sebastian, FL             | Sebastian, FL     | St. Louis            | 0-1  | 9.53  | 5   | 0  | 0   | 0  | 5.2  | 11  | 7   | 6  | 3  | 6     | 0.141 |       |
|                    |                   | R | R | 6-6  | 230 | 7/11/86  | Sebastian, FL             | Sebastian, FL     | Palm Beach (A)       | 0-2  | 10.38 | 3   | 2  | 0   | 0  | 4.1  | 6   | 5   | 5  | 0  | 6     |       |       |
|                    |                   | R | R | 6-6  | 230 | 7/11/86  | Sebastian, FL             | Sebastian, FL     | Memphis (AAA)        | 3-0  | 4.04  | 26  | 1  | 0   | 0  | 35.2 | 36  | 18  | 16 | 12 | 35    |       |       |
| 71                 | Fleming, Marquis  | R | R | 6-1  | 181 | 9/11/86  | Oakland, CA               | Oakland, CA       | Montgomery (AA)      | 5-4  | 3.59  | 41  | 0  | 0   | 4  | 80.1 | 57  | 33  | 32 | 42 | 104   | 0.000 |       |
|                    |                   | R | R | 6-1  | 181 | 9/11/86  | Oakland, CA               | Oakland, CA       | Durham (AAA)         | 0-0  | 0.00  | 2   | 0  | 0   | 0  | 2.1  | 4   | 3   | 0  | 1  | 1     |       |       |
| 73                 | Nuñez, Johnny     | L | R | 6-3  | 215 | 11/26/85 | San Jose de las Matas, DR | Lawrenceville, GA | Charlottesville (A)  | 4-4  | 4.75  | 29  | 5  | 0   | 0  | 47.1 | 43  | 25  | 25 | 18 | 50    | 0.039 |       |
|                    |                   | L | R | 6-3  | 215 | 11/26/85 | San Jose de las Matas, DR | Lawrenceville, GA | Bristol (R)          | 0-0  | 4.50  | 3   | 0  | 0   | 0  | 4.0  | 4   | 3   | 2  | 2  | 5     |       |       |
| 69                 | Ota, Ricky        | R | R | 6-2  | 195 | 11/6/84  | Caracas, VEN              | Miami, FL         | GCL Rays (R)         | 0-0  | 1.13  | 4   | 0  | 0   | 0  | 8.0  | 7   | 2   | 1  | 0  | 10    | 0.000 |       |
|                    |                   | R | R | 6-2  | 195 | 11/6/84  | Caracas, VEN              | Miami, FL         | Montgomery (AA)      | 2-0  | 6.75  | 9   | 0  | 0   | 1  | 16.0 | 27  | 12  | 4  | 12 | 0.000 |       |       |
| 67                 | Reid, Ryan        | L | R | 5-11 | 215 | 4/24/85  | Portland, ME              | Portland, ME      | Durham (AAA)         | 1-1  | 4.55  | 26  | 5  | 0   | 0  | 55.1 | 58  | 31  | 28 | 18 | 51    |       |       |
| 75                 | Sanchez, Romulo   | R | R | 6-5  | 270 | 4/28/84  | Carora, VEN               | Carora, VEN       | Reno (AAA)           | 4-2  | 6.07  | 15  | 15 | 1   | 0  | 86.0 | 119 | 61  | 58 | 20 | 41    | 0.000 |       |
|                    |                   | R | R | 6-3  | 225 | 6/29/84  | Pittsfield, MA            | Pittsfield, MA    | Durham (AAA)         | 5-1  | 3.67  | 11  | 11 | 0   | 0  | 61.1 | 58  | 25  | 25 | 12 | 31    |       |       |
|                    |                   | R | R | 6-3  | 225 | 6/29/84  | Pittsfield, MA            | Pittsfield, MA    | PLAYED IN JAPAN      |      |       |     |    |     |    |      |     |     |    |    |       |       |       |
| NO. CATCHERS (4)   |                   | B | T | HT   | WT  | DOB      | BIRTHPLACE                | RESIDENCE         | 2011 CLUBS           | AVG  | G     | AB  | R  | H   | 2B | 3B   | HR  | RBI | BB | SO | SB    | M.L.  | SER   |
| 36                 | Albarnaz, Craig   | R | R | 5-8  | 195 | 10/30/82 | Fall River, MA            | Somerset, MA      | Durham (AAA)         | .167 | 8     | 24  | 1  | 4   | 2  | 0    | 0   | 0   | 1  | 1  | 8     | 0     | 0.000 |
|                    |                   | R | R | 5-8  | 195 | 10/30/82 | Fall River, MA            | Somerset, MA      | Montgomery (AA)      | .220 | 30    | 91  | 13 | 20  | 4  | 0    | 0   | 7   | 13 | 19 | 0     | 0.000 |       |
| 41                 | Ashley, Nevin     | R | R | 6-1  | 215 | 8/14/84  | Vincennes, IN             | Evansville, IN    | Montgomery (AA)      | .280 | 80    | 279 | 35 | 78  | 15 | 2    | 6   | 33  | 36 | 66 | 2     | 0.000 |       |
|                    |                   | R | R | 6-1  | 215 | 8/14/84  | Vincennes, IN             | Evansville, IN    | Durham (AAA)         | .218 | 32    | 101 | 9  | 22  | 1  | 1    | 2   | 15  | 5  | 29 | 0     |       |       |
| 63                 | Gimenez, Chris    | R | R | 6-2  | 220 | 12/27/82 | Gilroy, CA                | Reno, NV          | Seattle              | .203 | 24    | 59  | 6  | 12  | 1  | 0    | 1   | 6   | 10 | 13 | 0     | 2.041 |       |
|                    |                   | R | R | 6-2  | 220 | 12/27/82 | Gilroy, CA                | Reno, NV          | Tacoma (AAA)         | .265 | 13    | 49  | 8  | 13  | 1  | 0    | 1   | 4   | 7  | 13 | 0     |       |       |
| 74                 | Thomas, Mark      | R | R | 6-1  | 180 | 5/5/88   | Atlanta, GA               | Big Canoe, GA     | Charlottesville (A)  | .237 | 116   | 422 | 45 | 100 | 25 | 1    | 13  | 64  | 36 | 94 | 6     | 0.000 |       |
| NO. INFELDERS (5)  |                   | B | T | HT   | WT  | DOB      | BIRTHPLACE                | RESIDENCE         | 2011 CLUBS           | AVG  | G     | AB  | R  | H   | 2B | 3B   | HR  | RBI | BB | SO | SB    | M.L.  | SER   |
| 29                 | Beckham, Tim      | R | R | 6-0  | 190 | 1/27/90  | Griffin, GA               | Atlanta, GA       | Montgomery (AA)      | .275 | 107   | 418 | 82 | 115 | 25 | 2    | 7   | 57  | 39 | 91 | 15    | 0.000 |       |
|                    |                   | R | R | 6-0  | 190 | 1/27/90  | Griffin, GA               | Atlanta, GA       | Durham (AAA)         | .255 | 24    | 106 | 12 | 27  | 3  | 2    | 5   | 13  | 3  | 29 | 2     |       |       |
| 66                 | Lee, Hak-Ju       | L | R | 6-2  | 170 | 11/4/90  | Jeonju, KOR               | Kyonggi-do, KOR   | Charlottesville (A)  | .318 | 97    | 400 | 82 | 127 | 16 | 11   | 4   | 23  | 42 | 72 | 28    | 0.000 |       |
|                    |                   | L | R | 6-2  | 170 | 11/4/90  | Jeonju, KOR               | Kyonggi-do, KOR   | Montgomery (AA)      | .190 | 24    | 100 | 16 | 19  | 1  | 1    | 1   | 7   | 22 | 5  |       |       |       |
| 60                 | Margini, Matt     | L | R | 6-4  | 230 | 12/21/85 | Springfield, MA           | Raleigh, NC       | Arizona (AAA)        | .336 | 58    | 232 | 34 | 78  | 9  | 1    | 2   | 41  | 24 | 45 | 3     | 0.034 |       |
|                    |                   | L | R | 6-4  | 230 | 12/21/85 | Springfield, MA           | Raleigh, NC       | Tucson (AAA)         | .213 | 65    | 174 | 18 | 37  | 8  | 2    | 7   | 23  | 23 | 48 | 0     | 1.025 |       |
| 61                 | Miranda, Juan     | L | L | 6-0  | 220 | 4/25/83  | Consolacion del Sur, Cuba | Sanluis, DR       | Reno (AAA)           | .229 | 34    | 105 | 17 | 24  | 4  | 1    | 5   | 24  | 20 | 36 | 0     |       |       |
|                    |                   | L | L | 6-0  | 220 | 4/25/83  | Consolacion del Sur, Cuba | Sanluis, DR       | Detroit              | .235 | 29    | 85  | 13 | 20  | 3  | 0    | 2   | 11  | 12 | 1  | 1     | 0.134 |       |
| 10                 | Rhymes, Will      | L | R | 5-9  | 155 | 4/1/83   | Houston, TX               | Alexandria, VA    | Toronto (AAA)        | .306 | 104   | 405 | 57 | 124 | 17 | 4    | 3   | 24  | 46 | 46 | 13    |       |       |
| NO. OUTFELDERS (3) |                   | B | T | HT   | WT  | DOB      | BIRTHPLACE                | RESIDENCE         | 2011 CLUBS           | AVG  | G     | AB  | R  | H   | 2B | 3B   | HR  | RBI | BB | SO | SB    | M.L.  | SER   |
| 65                 | Goan, Brad        | L | L | 6-0  | 175 | 12/11/82 | Euclid, OH                | Brentwood, TN     | Chattanooga (AA)     | .262 | 80    | 202 | 33 | 53  | 15 | 3    | 0   | 13  | 45 | 38 | 13    | 0.000 |       |
|                    |                   | L | L | 6-0  | 175 | 12/11/82 | Euclid, OH                | Brentwood, TN     | Albuquerque (AAA)    | .284 | 23    | 81  | 13 | 23  | 3  | 1    | 0   | 7   | 9  | 18 | 1     |       |       |
| 68                 | Feliciano, Jesus  | L | L | 5-10 | 190 | 6/6/79   | Bayamon, PR               | Bayamon, PR       | Birmingham (AA)      | .324 | 8     | 34  | 4  | 11  | 2  | 0    | 0   | 2   | 0  | 3  | 0     | 0.077 |       |
|                    |                   | L | L | 5-10 | 190 | 6/6/79   | Bayamon, PR               | Bayamon, PR       | Buffalo (AAA)        | .263 | 121   | 391 | 43 | 103 | 12 | 1    | 4   | 37  | 30 | 32 | 7     |       |       |
| 45                 | Salazar, Jeff     | L | L | 6-0  | 195 | 11/24/80 | Oklahoma City, OK         | Oklahoma City, OK | Conrad Springs (AAA) | .234 | 30    | 64  | 19 | 15  | 2  | 0    | 3   | 9   | 16 | 14 | 8     | 1.115 |       |
|                    |                   | L | L | 6-0  | 195 | 11/24/80 | Oklahoma City, OK         | Oklahoma City, OK | Tuloso (AAA)         | .226 | 66    | 217 | 39 | 49  | 10 | 1    | 6   | 30  | 38 | 62 | 15    |       |       |



# HOW THE RAYS WERE BUILT

## ACQUIRED IN TRADE (13)

| DATE          | PLAYER  | HOW ACQUIRED   |
|---------------|---|--|
| June 20, 2006 | J.P. Howell   | From the Kansas City Royals for OF Joey Gathright and INF Fernando Cortez  |
| July 12, 2006 | Ben Zobrist   | From the Houston Astros along with RHP Mitch Talbot for INF Aubrey Huff and cash   |
| Dec 10, 2008  | Matt Joyce  | From the Detroit Tigers for RHP Edwin Jackson  |
| Aug 28, 2009  | Sean Rodriguez,<br>Alex Torres                                    | From the Los Angeles Angels of Anaheim along with 3B Matt Sweeney for LHP Scott Kazmir                                     |
| Dec 17, 2010  | Brandon Gomes,<br>Cesar Ramos                                     | From the San Diego Padres along with INF Cole Figueroa and RHP Adam Russell for SS Jason Bartlett and a player to be named |
| Jan 8, 2011   | Chris Archer,<br>Robinson Chirinos,<br>Sam Fuld,<br>Brandon Guyer | From the Chicago Cubs along with INF Hak-Ju Lee for RHP Matt Garza, OF Fernando Perez and LHP Zach Rosscup                 |
| Nov 27, 2011  | Josh Lueke  | From the Seattle Mariners along with cash considerations for C John Jaso   |
| Dec 12, 2011  | Burke Badenhop  | From the Miami Marlins in exchange for C Jake Jefferies  |

## SIGNED AS FREE AGENT (7)

| DATE         | PLAYER          | PRIOR CLUB                    |
|--------------|-----------------|-------------------------------|
| Dec 17, 2010 | Joel Peralta    | Washington Nationals          |
| Jan 16, 2011 | Kyle Farnsworth | Atlanta Braves                |
| Nov 28, 2011 | Jose Molina     | Toronto Blue Jays             |
| Jan 4, 2012  | Fernando Rodney | Los Angeles Angels of Anaheim |
| Jan 12, 2012 | Luke Scott      | Baltimore Orioles             |
| Jan 24, 2012 | Carlos Peña     | Chicago Cubs                  |
| Jan 27, 2012 | Jeff Keppinger  | San Francisco Giants          |

## CLAIMED OFF WAIVERS (1)

| DATE          | PLAYER       | PRIOR CLUB       |
|---------------|--------------|------------------|
| July 30, 2009 | Jose Lobaton | San Diego Padres |

## JUNE DRAFT (13)

| DATE | PLAYER            | ROUND |
|------|-------------------|-------|
| 2000 | James Shields     | 16th  |
| 2002 | B.J. Upton        | 1st   |
| 2004 | Jeff Niemann      | 1st   |
|      | Reid Brignac      | 2nd   |
|      | Wade Davis        | 3rd   |
|      | Jake McGee        | 5th   |
| 2005 | Jeremy Hellickson | 4th   |
| 2006 | Evan Longoria     | 1st   |
|      | Alex Cobb         | 4th   |
|      | Desmond Jennings  | 10th  |
| 2007 | David Price       | 1st   |
|      | Matt Moore        | 8th   |
|      | Stephen Vogt      | 12th  |

## MINOR LEAGUE CONTRACT (6)

| DATE           | PLAYERS           |
|----------------|-------------------|
| June 29, 2002  | Elliot Johnson    |
| July 2, 2006   | Albert Suarez     |
| Feb 26, 2007   | Wilking Rodriguez |
| March 20, 2007 | Alex Colome       |
| Nov 11, 2009   | Dane De La Rosa   |
| Jan 25, 2010   | Matt Bush         |

# NON-ROSTER INVITES

In 2007, **Carlos Peña** signed a minor league contract with the Rays with an invitation to big league spring training camp. He was cut just before camp broke, but an injury to another player created an opportunity. That season he was named AL Comeback Player of the Year, and over the next four years he became the Rays all-time home run leader.



PHOTOGRAPH BY  
**SKIP MILOS**







# CRAIG ALBERNAZ 36 / C

Craig Francis Albernaz



**BATS** Right

**THROWS** Right

**HEIGHT** 5'8"

**WEIGHT** 195

**MAJOR LEAGUE SERVICE** None

**OPENING DAY AGE** 29

**BORN** 10/30/82 in Fall River, MA

**RESIDES** Somerset, MA

**ACQUIRED** Signed as a non-drafted minor league free agent, 2/27/06

**SIGNING SCOUT** Kevin Elfering (Rays)

Will start his fourth spring in big league camp (2009-12)... for his career, has caught 42.1 percent (96-for-228) of attempted base stealers...has made 5 career pitching ap-

pearances, posting a 10.50 ERA (6-IP, 7-ER) with 6 HR allowed to 33 total batters faced.

**2011** Opened the season with Triple-A Durham that moved down to Double-A Montgomery on July 29 and finished the season there...combined to catch 29.4 percent (10-for-34) of attempted base stealers...pitched in 3 different games, allowing 6 ER on 5 HR in 4 IP.

**2010** Spent the season at Montgomery after playing 1 game with Durham to start the season...split time with Nevin Ashley at catcher...hit .297 (22-for-74) after the All-Star break...caught 43.9 percent of attempted base stealers.

**2009** Spent most of the season with Durham after an April 20 promotion from Montgomery...combined to catch 15 of 38 (39.5 percent) runners attempting to steal.

**2008** Promoted from Class-A Vero Beach to Montgomery on July 15, and joined Durham briefly in September during their postseason run...caught 64 percent (7 of 11) of runners attempting to steal at Vero and 50 percent (8 of 16) at Montgomery, combining for 55.6 percent...hit his first professional home run on June 24 at Clearwater (Phillies), a solo shot.

**2007** Spent the entire season with Class-A Columbus, where he gunned down 48.6 percent (17 of 35) of base runners attempting to steal.

**2006** Made his professional debut with Princeton...was promoted to Montgomery at season's end.

**PERSONAL** Graduated from Somerset (Mass.) High School, the alma mater of former big league infielders Greg Gagne and Jerry Remy...is a 2005 graduate of Eckerd College in St. Petersburg, where he played for the esteemed Coach Bill Matthews (also an official scorer for the Rays) and was a three-year letterman for the Tritons baseball team.

## CAREER BATTING

| YEAR                       | CLUB       | AVG         | G          | AB         | R         | H          | 2B        | 3B       | HR       | RBI       | SH        | SF       | HB        | BB-I        | SO         | SB       | CS       | GDP       | SLG         | OBP         | E         |
|----------------------------|------------|-------------|------------|------------|-----------|------------|-----------|----------|----------|-----------|-----------|----------|-----------|-------------|------------|----------|----------|-----------|-------------|-------------|-----------|
| 2006                       | Princeton  | .186        | 31         | 86         | 11        | 16         | 3         | 0        | 0        | 3         | 2         | 0        | 2         | 7-0         | 18         | 2        | 0        | 3         | .221        | .263        | 7         |
|                            | Montgomery | .000        | 2          | 3          | 0         | 0          | 0         | 0        | 0        | 0         | 0         | 0        | 0         | 0-0         | 1          | 0        | 0        | 0         | .000        | .000        | 0         |
| 2007                       | Columbus   | .170        | 39         | 100        | 11        | 17         | 3         | 0        | 0        | 3         | 2         | 1        | 3         | 10-1        | 22         | 0        | 1        | 4         | .200        | .263        | 3         |
| 2008                       | Vero Beach | .128        | 18         | 47         | 3         | 6          | 0         | 0        | 1        | 7         | 0         | 0        | 1         | 4-0         | 7          | 0        | 0        | 2         | .191        | .212        | 1         |
|                            | Montgomery | .340        | 14         | 47         | 10        | 16         | 2         | 1        | 1        | 9         | 2         | 0        | 0         | 4-0         | 9          | 0        | 0        | 0         | .489        | .392        | 0         |
| 2009                       | Montgomery | .077        | 4          | 13         | 1         | 1          | 0         | 0        | 0        | 0         | 0         | 1        | 1         | 2-0         | 2          | 0        | 0        | 0         | .077        | .250        | 1         |
|                            | Durham     | .183        | 48         | 120        | 15        | 22         | 4         | 2        | 0        | 10        | 3         | 0        | 0         | 12-0        | 29         | 1        | 0        | 6         | .250        | .258        | 2         |
| 2010                       | Durham     | .250        | 1          | 4          | 1         | 1          | 0         | 0        | 0        | 0         | 0         | 0        | 0         | 0-0         | 1          | 0        | 0        | 0         | .250        | .250        | 0         |
|                            | Montgomery | .250        | 53         | 156        | 20        | 39         | 5         | 0        | 2        | 15        | 5         | 0        | 2         | 18-0        | 35         | 2        | 1        | 6         | .321        | .335        | 5         |
| 2011                       | Durham     | .167        | 8          | 24         | 1         | 4          | 2         | 0        | 0        | 1         | 0         | 0        | 0         | 1-0         | 8          | 0        | 0        | 0         | .250        | .200        | 1         |
|                            | Montgomery | .220        | 30         | 91         | 13        | 20         | 4         | 0        | 0        | 7         | 2         | 2        | 4         | 13-0        | 19         | 0        | 0        | 2         | .264        | .336        | 3         |
| <b>Minor League Totals</b> |            | <b>.205</b> | <b>248</b> | <b>691</b> | <b>86</b> | <b>142</b> | <b>23</b> | <b>3</b> | <b>4</b> | <b>55</b> | <b>16</b> | <b>3</b> | <b>13</b> | <b>71-1</b> | <b>151</b> | <b>5</b> | <b>2</b> | <b>23</b> | <b>.265</b> | <b>.290</b> | <b>23</b> |



DID YOU KNOW?

## RAY'S POSITION PLAYERS AS PITCHERS

**Wade Boggs**

Aug 10, 1999 vs. BAL  
(1.1-IP, 3-H, 1-R/ER, 1-SO)

**Josh Wilson**

June 8, 2007 at FLA  
(1-IP, 1-H, 0-R, 1-BB)

ORGANIZATION COACHES & STAFF 40-MAN ROSTER NON-ROSTER INVITES RECORDS & HISTORY YEARLY SUMMARIES OPPONENTS MINOR LEAGUE OPERATIONS BROADCAST INFORMATION TROPICANA FIELD & MISC. Craig Albernaz



# NEVIN ASHLEY 41 / C

Nevin Robert Ashley



**BATS** Right      **THROWS** Right      **HEIGHT** 6'1"      **WEIGHT** 215

**MAJOR LEAGUE SERVICE** None

**OPENING DAY AGE** 27

**BORN** 8/14/84 in Vincennes, IN

**RESIDES** Evansville, IN

**ACQUIRED** Selected in the sixth round of the 2006 June Draft

**SIGNING SCOUT** James Bonnici (Rays)

In his minor league career has caught 37.9 percent (184 of 486) of attempted base stealers.

**2011** Split the season between Double-A Montgomery

and Triple-A Durham, earning a July 18 promotion...hit a combined .263 (100-for-380) with 8 HR, 48 RBI and a .358 OBP in 112 games...for Montgomery batted .280 (78-for-279) with 6 HR and a .387 OBP...caught 39.8 percent (33 of 83) of attempted base stealers overall... nabbed 37.1 percent (23 of 62) with Montgomery and 47.6 percent (10 of 21) with Durham...recorded a career-high 16 doubles...following the season played for Gigantes del Cibao in the Dominican Winter League...designated for assignment in the offseason and outrighted to Durham to make room on the 40-man roster for Luke Scott.

**2010** Spent the majority of the season with Montgomery and advanced to Durham for the final week of the season...rated the Best Defensive Catcher in the Rays system for the second straight year by *Baseball America*...led Southern League catchers with a .992 fielding pct. and by catching 41 percent (34 of 83) of attempted base stealers...combining both stops, hit .302 (29-for-96) with 4 HR vs. left-handed pitchers...traveled with the Rays for the ALDS as an emergency backup catcher but was not on the roster.

**2009** Split the year between Class-A Charlotte and Montgomery, spending June 3-July 30 in Double-A...was named a Florida State League midseason All-Star...named the Best Defensive Player (at any position) in the Rays organization by the Baseball Operations department...caught

48 of 101 (47.5 percent) attempted base stealers at both levels combined...after the season, played in the Arizona Fall League for the Phoenix Desert Dogs...hit .366 (26-for-71) with 2 HR, 14 RBI and a .648 SLG, earning a place on the AFL All-Prospect Team...caught and called the pitches for WAS Stephen Strasburg in his professional debut in the AFL.

**2008** Caught 82 games for Class-A Vero Beach, where he spent the entire season...led Vero Beach with 49 walks...threw out 26 percent (26 of 100) of attempted base stealers.

**2007** Spent the season with Class-A Columbus, where he led all South Atlantic League catchers in fielding pct. at .992...was named a Sally League midseason All-Star...stole 20 bases, which led all catchers in the minor leagues.

**2006** Debuted with Rookie-level Princeton and was named Princeton's Player of the Year after leading the Rays org. with a .333 avg. ...led the Appalachian League with a .440 OBP...was named to the Appalachian League postseason All-Star Team, the Topps Short-A/Rookie All-Star Team and the BA All-Rookie Level All-Star Team...threw out 52 percent (12 of 23) of runners attempting to steal.

**PERSONAL** Was First-Team All-Missouri Valley Conference and earned *ESPN the Magazine* Academic All-District honors at Indiana State, the alma mater of Tommy John and basketball Hall of Famers Larry Bird and John Wooden...lettered in basketball and football at North Knox (Ind.) High School, where he was an honor roll student and three-year class president...married Ashley Long, who now goes by Ashley Ashley.

## CAREER BATTING

| YEAR | CLUB                       | AVG         | G          | AB          | R          | H          | 2B        | 3B        | HR        | RBI        | SH       | SF        | HB        | BB-I         | SO         | SB        | CS        | GDP       | SLG         | OBP         | E         |
|------|----------------------------|-------------|------------|-------------|------------|------------|-----------|-----------|-----------|------------|----------|-----------|-----------|--------------|------------|-----------|-----------|-----------|-------------|-------------|-----------|
| 2006 | Princeton                  | .333        | 47         | 153         | 25         | 51         | 8         | 1         | 4         | 28         | 1        | 1         | 9         | 21-0         | 40         | 7         | 3         | 3         | .477        | .440        | 2         |
| 2007 | Columbus                   | .280        | 119        | 429         | 76         | 120        | 13        | 8         | 12        | 60         | 1        | 7         | 4         | 49-1         | 92         | 20        | 8         | 9         | .431        | .354        | 6         |
| 2008 | Vero Beach                 | .235        | 102        | 327         | 37         | 77         | 12        | 1         | 4         | 26         | 1        | 1         | 8         | 49-0         | 79         | 5         | 6         | 8         | .315        | .348        | 9         |
| 2009 | Charlotte                  | .240        | 62         | 200         | 22         | 48         | 7         | 3         | 2         | 21         | 0        | 3         | 11        | 22-0         | 47         | 7         | 4         | 6         | .335        | .343        | 3         |
|      | Montgomery                 | .212        | 35         | 118         | 10         | 25         | 7         | 1         | 1         | 15         | 0        | 0         | 3         | 18-0         | 31         | 0         | 0         | 9         | .314        | .331        | 2         |
| 2010 | Montgomery                 | .255        | 92         | 341         | 49         | 87         | 14        | 3         | 7         | 45         | 1        | 6         | 9         | 34-2         | 76         | 4         | 2         | 7         | .375        | .333        | 5         |
|      | Durham                     | .167        | 7          | 24          | 2          | 4          | 0         | 0         | 1         | 2          | 1        | 0         | 0         | 1-0          | 7          | 1         | 0         | 0         | .292        | .200        | 0         |
| 2011 | Montgomery                 | .280        | 80         | 279         | 35         | 78         | 15        | 2         | 6         | 33         | 1        | 2         | 14        | 36-2         | 66         | 2         | 3         | 6         | .412        | .387        | 5         |
|      | Durham                     | .218        | 32         | 101         | 9          | 22         | 1         | 1         | 2         | 15         | 2        | 1         | 3         | 5-0          | 29         | 1         | 1         | 3         | .307        | .273        | 3         |
|      | <b>Minor League Totals</b> | <b>.260</b> | <b>576</b> | <b>1972</b> | <b>265</b> | <b>512</b> | <b>77</b> | <b>20</b> | <b>39</b> | <b>245</b> | <b>8</b> | <b>21</b> | <b>61</b> | <b>235-5</b> | <b>467</b> | <b>46</b> | <b>27</b> | <b>51</b> | <b>.378</b> | <b>.353</b> | <b>35</b> |



# BRYAN AUGENSTEIN 72 | RHP

Bryan Christopher Augenstein (AH-gun-steen)



**BATS** Right      **THROWS** Right      **HEIGHT** 6'6"      **WEIGHT** 230

**MAJOR LEAGUE SERVICE** 141 days  
**OPENING DAY AGE** 25  
**BORN** 7/11/86 in Sebastian, FL  
**RESIDES** Sebastian, FL

**ACQUIRED** Signed as a minor league free agent, 1/24/12  
**SIGNING SCOUT** Luke Wrenn (D-backs)

**2011** Opened the season in the St. Louis Cardinals bullpen and made 5 apps but was placed on the disabled list with a right groin strain on April 13...suffered the injury

disabled list with a right triceps strain and right elbow inflammation...was transferred from Reno to Mobile on Aug 17 and then recalled by Arizona on Sep 2, making 5 relief apps in September...ranked by *Baseball America* as having the Best Control in the D-backs organization following the season.

the inning after collecting his first major league hit on April 12 at ARI...made 3 rehab apps with Class-A Palm Beach and then spent the rest of the season with Triple-A Memphis where he held right-handed hitters to a .205 avg. (17-for-83).

**2008** Split the season between Class-A South Bend and Visalia where he issued only 14 BB combined for a ratio of 1 walk per 37 batters faced...named to the Midwest League postseason All-Star Team and ranked by *BA* as having the Best Control in the MWL.

**2010** Combined to go 6-9 with a 6.49 ERA (129-IP, 93-ER) at Double-A Mobile and Triple-A Reno (D-backs)...started the season at Reno but went 5-6 with a 6.68 ERA (99.2-IP, 74-ER) in his first 18 starts and was placed on the disabled list from July 14-Aug 5 with a staph infection...made 3 apps at Mobile and returned to Reno on Aug 20...claimed off waivers by the Cardinals on Oct 13.

**2007** Made his professional debut with Short-A Missoula.

**2009** In just his 3rd professional season, appeared in 7 games (2 starts) for the D-backs while splitting the rest of the season between Mobile and Reno...started the season with Mobile and was selected by the D-backs on May 13...made his ML debut that night, allowing 5 runs over 6.1 IP in a 10-3 loss vs. CIN...made 1 more start before optioned to Reno on May 21...had two stints on the

**PERSONAL** Drafted by the D-backs in the 7th round of the 2007 June Draft out of the University of Florida, where he played three years (2005-07)...played for the USA Baseball collegiate national team that won the gold medal at the FISU tournament in Taiwan...graduated from Sebastian River (Fla.) High School...entered his senior season having been selected to Louisville Slugger's Preseason All-America First-Team...his father, Fred, played basketball and golf at Ohio State University.

## CAREER PITCHING

| YEAR | CLUB                       | W         | L         | ERA         | G          | GS        | CG       | SHO      | SV       | IP           | H          | R          | ER         | HR        | HB        | BB-I        | SO         | WP        | BK       |
|------|----------------------------|-----------|-----------|-------------|------------|-----------|----------|----------|----------|--------------|------------|------------|------------|-----------|-----------|-------------|------------|-----------|----------|
| 2007 | Missoula                   | 0         | 2         | 3.38        | 10         | 2         | 0        | 0        | 0        | 21.1         | 20         | 13         | 8          | 2         | 2         | 7-0         | 16         | 2         | 0        |
| 2008 | South Bend                 | 5         | 1         | 2.16        | 13         | 13        | 0        | 0        | 0        | 87.1         | 73         | 21         | 21         | 2         | 0         | 9-1         | 69         | 0         | 0        |
|      | Visalia                    | 2         | 4         | 3.89        | 9          | 9         | 0        | 0        | 0        | 44.0         | 57         | 26         | 19         | 5         | 1         | 5-0         | 30         | 1         | 0        |
| 2009 | Mobile                     | 5         | 0         | 0.99        | 9          | 9         | 0        | 0        | 0        | 45.2         | 27         | 5          | 5          | 0         | 0         | 8-0         | 36         | 0         | 0        |
|      | Arizona                    | 0         | 1         | 7.94        | 7          | 2         | 0        | 0        | 0        | 17.0         | 23         | 16         | 15         | 2         | 2         | 6-2         | 6          | 0         | 0        |
|      | Reno                       | 2         | 5         | 5.50        | 8          | 7         | 0        | 0        | 0        | 36.0         | 43         | 23         | 22         | 2         | 1         | 7-0         | 29         | 1         | 0        |
| 2010 | Reno                       | 6         | 8         | 6.56        | 22         | 22        | 0        | 0        | 0        | 120.2        | 162        | 95         | 88         | 12        | 7         | 35-0        | 101        | 5         | 2        |
|      | Mobile                     | 0         | 1         | 5.40        | 3          | 0         | 0        | 0        | 0        | 8.1          | 10         | 5          | 5          | 1         | 0         | 3-0         | 9          | 1         | 0        |
| 2011 | St. Louis                  | 0         | 1         | 9.53        | 5          | 0         | 0        | 0        | 0        | 5.2          | 11         | 7          | 6          | 1         | 1         | 3-3         | 6          | 1         | 0        |
|      | Palm Beach                 | 0         | 2         | 10.38       | 3          | 2         | 0        | 0        | 0        | 4.1          | 6          | 5          | 5          | 2         | 0         | 0-0         | 6          | 0         | 0        |
|      | Memphis                    | 3         | 0         | 4.04        | 26         | 1         | 0        | 0        | 0        | 35.2         | 36         | 18         | 16         | 5         | 1         | 12-1        | 35         | 0         | 0        |
|      | <b>Minor League Totals</b> | <b>23</b> | <b>23</b> | <b>4.22</b> | <b>103</b> | <b>65</b> | <b>0</b> | <b>0</b> | <b>0</b> | <b>403.1</b> | <b>434</b> | <b>211</b> | <b>189</b> | <b>31</b> | <b>12</b> | <b>86-2</b> | <b>331</b> | <b>10</b> | <b>2</b> |
|      | <b>Major League Totals</b> | <b>0</b>  | <b>2</b>  | <b>8.34</b> | <b>12</b>  | <b>2</b>  | <b>0</b> | <b>0</b> | <b>0</b> | <b>22.2</b>  | <b>34</b>  | <b>23</b>  | <b>21</b>  | <b>3</b>  | <b>3</b>  | <b>9-5</b>  | <b>12</b>  | <b>1</b>  | <b>0</b> |



# TIM BECKHAM 29 / SS

Timothy Lamar Beckham



**BATS** Right      **THROWS** Right      **HEIGHT** 6'0"      **WEIGHT** 190

**MAJOR LEAGUE SERVICE** None

**OPENING DAY AGE** 22

**BORN** 1/27/90 in Griffin, GA

**RESIDES** Atlanta, GA

**ACQUIRED** Selected in the first round (first overall) of the 2008 June Draft

(first overall) of the 2008 June Draft

**SIGNING SCOUT** Milt Hill (Rays)

Has raised his fielding percentage each of the last three seasons from .919 in 2009 to .949 in 2010 and .959 in 2011.

**2011** Split the season between Double-A Montgomery

and Triple-A Durham with an Aug 10 promotion...combined to hit .271 (142-for-524) with 28 2B, 12 HR, 70 RBI and 17 SB...had totaled 12 HR over his previous three seasons combined...combined to hit .354 (51-for-144) against lefties but only .239 (91-for-380) against righties...opened the season with Montgomery and finished 5th in the Southern League with 82 runs...played for the U.S. team in the XM Futures Game in July...enters 2012 ranked by *Baseball America* as the No. 7 prospect and Best Infield Arm in the Rays organization for a third straight season.

**2010** Spent the season with Class-A Charlotte and started 121 games at SS...led the team with 57 RBI, 68 runs, 62 BB and 119 SO...hit all 5 of his HR before the All-Star break but batted 73 points higher after...reduced his errors at SS from 43 in 2009 to 25 in 2010.

**2009** Played for Class-A Bowling Green in his first full minor league season...hit .291 (114-for-392) with all 5 HR against RHP, but only .212 (21-for-99) against LHP...in 117 games at SS committed 43 errors, most among South Atlantic League short-stops...was ranked by *BA* as the No. 6 prospect in the Rays system and No. 5 prospect in the SAL.

**2008** Made his pro debut at Rookie-level Princeton after being selected No. 1 overall in the June Draft...on June 19 signed for \$6.15 million, the largest bonus ever awarded to a player drafted by the Rays...was called up to Short-A Hudson Valley on Aug 27 for 2 games...following the season, *BA* ranked him the No. 1 prospect in the Appalachian League, and the No. 2 prospect (behind David Price) and Best Hitter for Average in the Rays system.

**AMATEUR CAREER** Became the first No. 1 overall selection to be drafted out of Georgia since Mike Ivie (Padres) in 1970...was rated the No. 1 high school prospect entering the draft by *BA* and No. 1 overall prospect by ESPN.com and *Baseball Prospectus*...hit 482 his senior year as he led Griffin (Ga.) High School to the Region 4A Championship...as a junior was named *BA* Youth Player of the Year, MVP of the Aflac All-American High School Baseball Classic (San Diego) and Best Batting Prospect at the 2007 Area Code Games (Long Beach, Calif.)...also played football and basketball at Griffin.

**PERSONAL** His oldest brother, Jeremy Beckham, was selected by the Rays in the 17th round of the same draft out of Georgia Southern and played alongside him at Princeton, Hudson Valley and Bowling Green.

## CAREER BATTING

| YEAR                       | CLUB          | AVG         | G          | AB          | R          | H          | 2B        | 3B        | HR        | RBI        | SH        | SF        | HB        | BB-I         | SO         | SB        | CS        | GDP       | SLG         | OBP         | E          |
|----------------------------|---------------|-------------|------------|-------------|------------|------------|-----------|-----------|-----------|------------|-----------|-----------|-----------|--------------|------------|-----------|-----------|-----------|-------------|-------------|------------|
| 2008                       | Princeton     | .243        | 46         | 177         | 30         | 43         | 12        | 0         | 2         | 14         | 2         | 3         | 2         | 13-0         | 43         | 5         | 1         | 3         | .345        | .297        | 13         |
|                            | Hudson Valley | .333        | 2          | 6           | 5          | 2          | 1         | 0         | 0         | 0          | 0         | 0         | 1         | 2-0          | 1          | 1         | 0         | 0         | .500        | .556        | 0          |
| 2009                       | Bowling Green | .275        | 125        | 491         | 58         | 135        | 33        | 4         | 5         | 63         | 0         | 5         | 7         | 34-0         | 116        | 13        | 10        | 10        | .389        | .328        | 43         |
| 2010                       | Charlotte     | .256        | 123        | 465         | 68         | 119        | 23        | 5         | 5         | 57         | 7         | 4         | 4         | 62-2         | 119        | 22        | 14        | 14        | .359        | .346        | 25         |
| 2011                       | Montgomery    | .275        | 107        | 418         | 82         | 115        | 25        | 2         | 7         | 57         | 5         | 3         | 3         | 39-0         | 91         | 15        | 4         | 7         | .395        | .339        | 20         |
|                            | Durham        | .255        | 24         | 106         | 12         | 27         | 3         | 2         | 5         | 13         | 1         | 0         | 1         | 3-0          | 29         | 2         | 1         | 0         | .462        | .282        | 2          |
| <b>Minor League Totals</b> |               | <b>.265</b> | <b>427</b> | <b>1663</b> | <b>255</b> | <b>441</b> | <b>97</b> | <b>13</b> | <b>24</b> | <b>204</b> | <b>15</b> | <b>15</b> | <b>18</b> | <b>153-2</b> | <b>399</b> | <b>58</b> | <b>30</b> | <b>34</b> | <b>.382</b> | <b>.331</b> | <b>103</b> |



# BRAD COON 65 / OF

Bradley Thomas Coon



**BATS** Left      **THROWS** Left      **HEIGHT** 6'0"      **WEIGHT** 175

**MAJOR LEAGUE SERVICE** None  
**OPENING DAY AGE** 29  
**BORN** 12/11/82 in Euclid, OH  
**RESIDES** Brentwood, TN

**ACQUIRED** Signed as a minor league free agent, 2/14/12  
**SIGNING SCOUT** John Burden (Angels)

For his career, has a .366 OBP with 349 BB against 482 SO.

**2011** Split the season between Double-A Chattanooga and Triple-A Albuquerque (Dodgers) after signing with

the Dodgers as a minor league free agent...had a .390 OBP with 54 BB against 56 SO.

**2010** Played 5 games with Triple-A Salt Lake (Angels) before being released on April 14...signed with Washington and was assigned to Double-A Harrisburg, where he played 108 games.

**2008** Saw his first action at the Triple-A level as he opened the season with Salt Lake and batted a career-high .306 (103-for-337) with a .406 OBP in 85 games.

**2007** Paced the Angels organization with 56 SB, leading both Class-A Rancho Cucamonga (31) and Double-A Arkansas (25) in steals...was named a California League midseason All-Star.

**2006** Led the Midwest League with 55 SB and ranked 4th with 79 runs scored for Class-A Cedar Rapids.

**2005** Made his professional debut with Rookie-level Orem (Angels) in the Pioneer League and hit .300 (67-for-223) in 61 games.

**PERSONAL** Attended Trevecca Nazarene University (Tenn.) and was named the 2005 TranSouth Conference Player of the Year as a senior.

## CAREER BATTING

| YEAR                       | CLUB         | AVG         | G          | AB          | R          | H          | 2B         | 3B        | HR        | RBI        | SH        | SF        | BB        | BB-I         | SO         | SB         | CS        | GDP       | SLG         | OBP         | E         |
|----------------------------|--------------|-------------|------------|-------------|------------|------------|------------|-----------|-----------|------------|-----------|-----------|-----------|--------------|------------|------------|-----------|-----------|-------------|-------------|-----------|
| 2005                       | Orem         | .300        | 61         | 223         | 42         | 67         | 7          | 3         | 0         | 18         | 2         | 0         | 1         | 28-0         | 47         | 19         | 7         | 1         | .359        | .381        | 2         |
| 2006                       | Cedar Rapids | .278        | 124        | 457         | 79         | 127        | 18         | 8         | 0         | 29         | 11        | 6         | 6         | 75-0         | 82         | 55         | 21        | 5         | .352        | .382        | 4         |
| 2007                       | R. Cucamonga | .258        | 74         | 299         | 44         | 77         | 13         | 2         | 3         | 27         | 4         | 0         | 2         | 21-1         | 48         | 31         | 9         | 3         | .344        | .311        | 2         |
|                            | Arkansas     | .301        | 58         | 226         | 37         | 68         | 8          | 4         | 1         | 17         | 5         | 1         | 3         | 23-1         | 36         | 25         | 12        | 2         | .385        | .372        | 3         |
| 2008                       | Salt Lake    | .306        | 85         | 337         | 73         | 103        | 9          | 2         | 4         | 30         | 2         | 0         | 10        | 47-0         | 52         | 17         | 10        | 3         | .380        | .406        | 2         |
|                            | AZL Angels   | .211        | 5          | 19          | 6          | 4          | 1          | 0         | 0         | 1          | 1         | 0         | 0         | 2-0          | 4          | 0          | 1         | 0         | .263        | .286        | 0         |
| 2009                       | Salt Lake    | .276        | 119        | 442         | 78         | 122        | 15         | 3         | 4         | 36         | 10        | 3         | 5         | 62-1         | 75         | 23         | 8         | 3         | .351        | .369        | 1         |
| 2010                       | Salt Lake    | .353        | 5          | 17          | 1          | 6          | 0          | 1         | 0         | 2          | 1         | 1         | 0         | 0-0          | 2          | 2          | 0         | 0         | .471        | .333        | 0         |
|                            | Harrisburg   | .250        | 108        | 368         | 49         | 92         | 12         | 4         | 6         | 37         | 5         | 2         | 1         | 37-1         | 80         | 10         | 7         | 5         | .353        | .319        | 1         |
| 2011                       | Chattanooga  | .262        | 80         | 202         | 33         | 53         | 15         | 3         | 0         | 13         | 1         | 2         | 3         | 45-2         | 38         | 13         | 3         | 5         | .366        | .401        | 1         |
|                            | Albuquerque  | .284        | 23         | 81          | 13         | 23         | 3          | 1         | 0         | 7          | 2         | 1         | 1         | 9-0          | 18         | 1          | 0         | 1         | .346        | .359        | 0         |
| <b>Minor League Totals</b> |              | <b>.278</b> | <b>742</b> | <b>2671</b> | <b>455</b> | <b>742</b> | <b>101</b> | <b>31</b> | <b>18</b> | <b>217</b> | <b>44</b> | <b>16</b> | <b>32</b> | <b>349-6</b> | <b>482</b> | <b>196</b> | <b>78</b> | <b>28</b> | <b>.359</b> | <b>.366</b> | <b>16</b> |



DID YOU KNOW?

## QUALIFYING NUMBERS

- + To qualify for the batting championship, a player must have a minimum of 502 plate appearances or 3.1 plate appearances per number of his team's games.
- + To qualify for the ERA title, a pitcher must have at least 162 innings pitched.
- + To qualify for the fielding championship:
  - [1] a catcher must have played in at least 81 games.
  - [2] an infielder or outfielder must have played in at least 108 games.
  - [3] a pitcher must have at least 162 innings pitched.



# JESUS FELICIANO 68 / OF

Jesus Feliciano



BATS Left

THROWS Left

HEIGHT 5'10"

WEIGHT 190

MAJOR LEAGUE SERVICE 77 days

OPENING DAY AGE 32

BORN 6/6/79 in Bayamon, PR

RESIDES Bayamon, PR

ACQUIRED Signed as a minor league free agent, 1/17/12

SIGNING SCOUT Eddie Rodriguez and Camillo Pasqual (Dodgers)

Has hit over .300 in 4 of his last 5 minor league seasons (2007-11) and has a career .283 avg. over his 14 seasons in the minors.

**2011** Combined to bat .268 (114-for-425) with 39 RBI at Double-A Binghamton and Triple-A Buffalo in the Mets system...spent the majority of the season with Buffalo with the exception of an 8-game stint in Binghamton in April...at Buffalo, hit .300 (88-for-293) against righties but just .153 (15-for-98) against lefties.

**2010** After 13 seasons in the minors, served his first and only stint thus far in the major leagues with the Mets when he played 54 games as a replacement for Jason Bay while he was on the disabled list...made 19 starts and hit .231 (25-for-108), finishing the season in the majors...opened the year in Triple-A Buffalo and hit .339 (114-for-336) before his call-up on June 10.

**2009** Won the Sterling Award (team MVP) for Buffalo after leading the International League in hits...played for Puerto Rico in the World Baseball Classic, hitting .375 (6-for-16) in 6 games.

**2008** Finished 2nd in the Pacific Coast League with 157 hits at Triple-A New Orleans (Mets).

**2007** Hit .315 with New Orleans after signing with the Mets as minor league free agent.

**2005** Began the year in the Mexican League before signing with Washington on May 4...was assigned to Double-A Harrisburg and hit .318 (21-for-66) after the All-Star break.

**2004** Split the year between Class-A Bakersfield and Double-A Montgomery in the Rays system.

**2003** Opened the season with Double-A Jacksonville (Dodgers) but was released and signed with the Rays as a minor league free agent on June 9...assigned to Double-A Orlando.

**1998** Made his pro debut with Short-A Yakima.

**PERSONAL** Attended Miami-Dade Community College and hit .400 during his only season...his father, Jesus, played for the Puerto Rican National Team for 16 years and participated in the 1988 and 1992 Olympics, serving as the flag bearer for the 1988 Opening Ceremonies in Seoul, Korea...originally selected by the Dodgers in the 36th round of the 1997 June Draft.

## CAREER BATTING

| YEAR | CLUB                | AVG  | G    | AB   | R   | H    | 2B  | 3B | HR | RBI | SH | SF | HB | BB-I   | SO  | SB  | CS  | GDP | SLG  | OBP  | E  |
|------|---------------------|------|------|------|-----|------|-----|----|----|-----|----|----|----|--------|-----|-----|-----|-----|------|------|----|
| 1998 | Yakima              | .305 | 73   | 302  | 47  | 92   | 7   | 1  | 0  | 26  | 2  | 4  | 3  | 32-0   | 37  | 34  | 10  | 4   | .334 | .372 | 5  |
| 1999 | Vero Beach          | .254 | 98   | 370  | 44  | 94   | 13  | 0  | 0  | 21  | 2  | 2  | 4  | 29-1   | 38  | 20  | 10  | 4   | .289 | .314 | 4  |
| 2000 | San Bernardino      | .289 | 114  | 405  | 56  | 117  | 13  | 3  | 0  | 43  | 8  | 3  | 1  | 32-0   | 41  | 31  | 11  | 8   | .336 | .340 | 1  |
| 2001 | Vero Beach          | .262 | 116  | 401  | 48  | 105  | 11  | 3  | 3  | 29  | 4  | 2  | 4  | 31-2   | 35  | 22  | 10  | 15  | .327 | .320 | 0  |
| 2002 | Jacksonville        | .237 | 100  | 245  | 32  | 58   | 5   | 1  | 0  | 13  | 4  | 2  | 3  | 13-0   | 28  | 10  | 10  | 2   | .265 | .281 | 1  |
| 2003 | Jacksonville        | .148 | 37   | 81   | 7   | 12   | 0   | 0  | 1  | 4   | 0  | 1  | 1  | 11-1   | 16  | 2   | 3   | 3   | .185 | .255 | 0  |
|      | Orlando             | .279 | 72   | 251  | 31  | 70   | 11  | 0  | 1  | 21  | 6  | 1  | 3  | 15-2   | 25  | 7   | 1   | 7   | .335 | .326 | 3  |
| 2004 | Bakersfield         | .303 | 70   | 251  | 41  | 76   | 13  | 3  | 0  | 23  | 9  | 3  | 1  | 18-0   | 20  | 9   | 4   | 7   | .378 | .348 | 2  |
|      | Montgomery          | .204 | 28   | 93   | 10  | 19   | 2   | 0  | 1  | 4   | 1  | 1  | 1  | 4-0    | 16  | 0   | 1   | 3   | .258 | .242 | 0  |
| 2005 | Oaxaca (MEX)        | .300 | 22   | 100  | 16  | 30   | 8   | 2  | 0  | 9   | 0  | 0  | 0  | 4-0    | 9   | 2   | 3   | 2   | .420 | .327 | 1  |
|      | Harrisburg          | .280 | 87   | 322  | 50  | 90   | 13  | 2  | 2  | 24  | 6  | 3  | 2  | 14-0   | 35  | 10  | 6   | 7   | .351 | .311 | 2  |
| 2006 | Harrisburg          | .230 | 64   | 178  | 15  | 41   | 3   | 0  | 1  | 13  | 3  | 1  | 1  | 10-0   | 15  | 3   | 5   | 3   | .264 | .274 | 1  |
| 2007 | New Orleans         | .315 | 90   | 235  | 35  | 74   | 11  | 0  | 4  | 26  | 1  | 3  | 1  | 21-2   | 24  | 5   | 2   | 8   | .413 | .369 | 4  |
| 2008 | New Orleans         | .308 | 139  | 509  | 70  | 157  | 21  | 4  | 3  | 55  | 4  | 5  | 8  | 41-3   | 57  | 12  | 14  | 17  | .383 | .366 | 2  |
| 2009 | Buffalo             | .311 | 130  | 495  | 57  | 154  | 30  | 1  | 1  | 42  | 4  | 4  | 5  | 25-5   | 44  | 13  | 5   | 18  | .382 | .348 | 2  |
| 2010 | Buffalo             | .339 | 89   | 336  | 55  | 114  | 18  | 1  | 1  | 28  | 3  | 3  | 6  | 21-1   | 35  | 6   | 5   | 9   | .408 | .385 | 0  |
|      | New York-NL         | .231 | 54   | 108  | 12  | 25   | 4   | 1  | 0  | 3   | 3  | 1  | 1  | 6-0    | 12  | 1   | 0   | 3   | .287 | .276 | 0  |
| 2011 | Buffalo             | .263 | 121  | 391  | 43  | 103  | 12  | 1  | 4  | 37  | 4  | 3  | 9  | 30-2   | 32  | 7   | 5   | 20  | .330 | .328 | 1  |
|      | Binghamton          | .324 | 8    | 34   | 4   | 11   | 2   | 0  | 0  | 2   | 0  | 0  | 0  | 0-0    | 3   | 0   | 2   | 2   | .382 | .324 | 0  |
|      | Minor League Totals | .283 | 1436 | 4899 | 645 | 1387 | 185 | 20 | 22 | 411 | 61 | 41 | 53 | 347-19 | 501 | 191 | 104 | 137 | .343 | .335 | 29 |
|      | Major League Totals | .231 | 54   | 108  | 12  | 25   | 4   | 1  | 0  | 3   | 3  | 1  | 1  | 6-0    | 12  | 1   | 0   | 3   | .287 | .276 | 0  |



# MARQUIS FLEMING 71 | RHP

Marquis (mar-KEESE) Dshun Fleming



**BATS** Right      **THROWS** Right      **HEIGHT** 6'1"      **WEIGHT** 180

**MAJOR LEAGUE SERVICE** None  
**OPENING DAY AGE** 25  
**BORN** 9/11/86 in Oakland, CA  
**RESIDES** Oakland, CA

**ACQUIRED** Selected in the 24th round of the 2008 June Draft  
**SIGNING SCOUT** Carlos Delgado (Rays)

**2011** Spent the majority of the year with Double-A Montgomery...had the highest SO/9 IP ratio (11.65), 3rd-lowest opp avg. (.204) and 5th-lowest base runners

opp avg. (.179) among all Florida State League relievers...allowed 9.95 base runners per 9 IP, 3rd fewest in the FSL...had a 1.69 ERA (32-IP, 6-ER) with 52 SO prior to the All-Star break.

**2009** Spent the majority of the year with Class-A Bowling Green...had a 1.44 ERA (31.1-IP, 5-ER) in the first half...was promoted to Charlotte on Sep 1.

**2008** Made his professional debut with Short-A Hudson Valley...had a 2.25 ERA (32-IP, 8-ER) in 15 games in relief.

**PERSONAL** While at Cal State-Stanislaus, was selected to the Rawlings/American Baseball Coaches Association All-America second team in 2008...named West Region Pitcher of the Year by the National Collegiate Baseball Writers Association.

per 9 IP ratio (11.54) among all Southern League relievers...had a three-day stint with Triple-A Durham, July 19-21...between the two levels threw a career-high 82.2 innings...in Montgomery had a 2.31 ERA (46.2-IP, 12-ER) in the first half compared to a 5.35 ERA (33.2-IP, 20-ER) in the second half...posted a 2.64 ERA (47.2-IP, 14-ER) at home compared to 4.96 ERA (32.2-IP, 18-ER) on the road...*Baseball America* chose him as the Best Changeup in the Southern League and in the Rays system.

**2010** Spent the season with Class-A Charlotte... had the highest SO/9 IP ratio (11.94) and lowest

## CAREER PITCHING

| YEAR                       | CLUB          | W         | L         | ERA         | G          | GS       | CG       | SHO      | SV        | IP           | H          | R          | ER        | HR        | HB        | BB-I         | SO         | WP        | BK       |
|----------------------------|---------------|-----------|-----------|-------------|------------|----------|----------|----------|-----------|--------------|------------|------------|-----------|-----------|-----------|--------------|------------|-----------|----------|
| 2008                       | Hudson Valley | 1         | 2         | 3.86        | 16         | 1        | 0        | 0        | 1         | 35.0         | 31         | 18         | 15        | 6         | 2         | 14-1         | 33         | 2         | 0        |
| 2009                       | Bowling Green | 2         | 7         | 2.86        | 42         | 0        | 0        | 0        | 5         | 63.0         | 53         | 29         | 20        | 2         | 3         | 30-0         | 68         | 4         | 1        |
|                            | Charlotte     | 0         | 0         | 9.00        | 2          | 0        | 0        | 0        | 0         | 2.0          | 3          | 2          | 2         | 0         | 0         | 1-0          | 5          | 0         | 0        |
| 2010                       | Charlotte     | 5         | 0         | 2.49        | 42         | 0        | 0        | 0        | 5         | 72.1         | 45         | 24         | 20        | 3         | 5         | 30-0         | 96         | 8         | 1        |
| 2011                       | Montgomery    | 5         | 4         | 3.59        | 41         | 0        | 0        | 0        | 4         | 80.1         | 57         | 33         | 32        | 5         | 4         | 42-2         | 104        | 7         | 0        |
|                            | Durham        | 0         | 0         | 0.00        | 2          | 0        | 0        | 0        | 0         | 2.1          | 4          | 3          | 0         | 0         | 0         | 1-0          | 1          | 1         | 0        |
| <b>Minor League Totals</b> |               | <b>13</b> | <b>13</b> | <b>3.14</b> | <b>145</b> | <b>1</b> | <b>0</b> | <b>0</b> | <b>15</b> | <b>255.0</b> | <b>193</b> | <b>109</b> | <b>89</b> | <b>16</b> | <b>14</b> | <b>118-3</b> | <b>307</b> | <b>22</b> | <b>2</b> |



DID YOU KNOW?

## PLAYERS INVITED TO SPRING TRAINING

- 2011: 59 players
- 2010: 57 players
- 2009: 62 players
- 2008: 56 players
- 2007: 58 players
- 2006: 63 players
- 2005: 64 players
- 1998: 73 players
- 1999: 76 players
- 2000: 69 players
- 2001: 69 players
- 2002: 69 players
- 2003: 73 players
- 2004: 63 players

ORGANIZATION COACHES & STAFF 40-MAN ROSTER NON-ROSTER INVITES RECORDS & HISTORY YEARLY SUMMARIES OPPONENTS MINOR LEAGUE OPERATIONS BROADCAST INFORMATION TROPICANA FIELD & MISC.



# CHRIS GIMENEZ 63 / C

Christopher Paul Gimenez (GYM-en-ez)



**BATS** Right      **THROWS** Right      **HEIGHT** 6'2"      **WEIGHT** 220

**MAJOR LEAGUE SERVICE** 2 years, 41 days

**OPENING DAY AGE** 29

**BORN** 12/27/82 in Gilroy, CA

**RESIDES** Reno, NV

**ACQUIRED** Signed as a minor league free agent, 2/16/12

**SIGNING SCOUT** Don Lyle (Indians)

**2011** Reassigned to Triple-A Tacoma at the end of spring training but did not appear in any games before being selected by the Mariners on April 10 after C Adam Moore

was placed on the 60-day DL...hit .203 (12-for-59) in 24 games...played 20 games at catcher (17 starts), 3 in left field (1 start) and 2 at first base (2 starts)...threw out 6 of 20 attempted base stealers (30 percent) and did not have a passed ball in 152 innings behind the plate...was on the disabled list from June 29-Sep 1 with a strained left oblique...appeared in 13 games on a rehab assignment with Tacoma from Aug 12-31...designated for assignment on Feb 7, 2012.

**2010** Split the season between Cleveland and Triple-A Columbus...was with the Indians from July 10 through the end of the season as a backup catcher and utility player...promoted to Cleveland on July 10 when Mark Redmond was designated for assignment...made 19 starts at catcher and played 2 games in the outfield...spent the first three months of the season with Columbus, making appearances in the outfield (34), at catcher (18) first base (3) and third base (1)...signed with the Mariners as a minor league free agent after the season.

**2009** Began the season at Columbus and spent the last four months of the season with the Indians after his recall on May 31 when Grady Sizemore went on the DL...made his ML debut

June 3 at MIN and collected his first ML hit and home run June 4 at MIN off Scott Baker...appeared in 18 games at first base (13 starts), 14 games in left field (9 starts), 8 games at catcher (6 starts) and 7 games in right field (4 starts).

**2008** Split the year between Double-A Akron and Triple-A Buffalo, combining to bat .304 (113-for-372) with 24 2B, 9 HR and 45 RBI in 109 games...his .304 avg. was the 2nd-highest in the Indians system...hit .339 (60-for-177) in 55 games with Akron and was promoted to Buffalo on June 19.

**2007** Spent most of the season at Class-A Kinston where his team-high 20 HR ranked tied for 3rd in the Carolina League...ranked 2nd in the Indians farm system with 26 HR and a .526 SLG...was named a CL midseason All-Star and won the home run derby.

**2006** Spent his second year at Class-A Lake County...appeared at catcher for the first time (62 games at catcher, 3 at 3B and 1 at 1B).

**2004** Made his pro debut at Short-A Mahoning Valley...led the New York-Penn League in total bases (137), SLG (.527), 2B (23) XBH (36) and ranked 2nd in OBP (.419), 4th in HR (10) and 5th in hits (78)...named a NYPL postseason All-Star.

**PERSONAL** Resides in Reno, Nev., with his wife, Kellie...played three years of baseball at the University of Nevada-Reno...named first-team All-WAC in 2003 as a sophomore and 2nd-team All-WAC in 2004 as a junior...grew up in Gilroy, Calif., the garlic capital of the world.

## CAREER BATTING

| YEAR                       | CLUB            | AVG  | G   | AB   | R   | H   | 2B  | 3B | HR | RBI | SH | SF | HB | BB-I  | SO  | SB | CS | GDP | SLG  | OBP  | E  |
|----------------------------|-----------------|------|-----|------|-----|-----|-----|----|----|-----|----|----|----|-------|-----|----|----|-----|------|------|----|
| 2004                       | Mahoning Valley | .300 | 71  | 260  | 40  | 78  | 23  | 3  | 10 | 38  | 1  | 1  | 24 | 30-1  | 62  | 2  | 2  | 3   | .527 | .419 | 11 |
| 2005                       | Lake County     | .234 | 112 | 384  | 54  | 90  | 24  | 1  | 13 | 66  | 2  | 4  | 25 | 48-0  | 90  | 4  | 3  | 4   | .404 | .354 | 13 |
| 2006                       | Lake County     | .255 | 91  | 329  | 55  | 84  | 25  | 1  | 11 | 40  | 1  | 5  | 26 | 33-1  | 72  | 6  | 8  | 8   | .438 | .364 | 7  |
| 2007                       | Kinston         | .283 | 83  | 269  | 56  | 76  | 14  | 1  | 20 | 54  | 2  | 3  | 8  | 50-0  | 55  | 3  | 2  | 3   | .565 | .406 | 4  |
|                            | Akron           | .221 | 30  | 113  | 20  | 25  | 6   | 0  | 6  | 12  | 0  | 0  | 1  | 9-0   | 31  | 1  | 0  | 1   | .434 | .285 | 4  |
| 2008                       | Akron           | .339 | 55  | 177  | 46  | 60  | 15  | 1  | 6  | 26  | 1  | 2  | 1  | 52-3  | 33  | 0  | 1  | 7   | .537 | .487 | 4  |
|                            | Buffalo         | .272 | 54  | 195  | 23  | 53  | 9   | 1  | 3  | 19  | 3  | 4  | 4  | 23-1  | 60  | 2  | 1  | 4   | .374 | .354 | 0  |
| 2009                       | Columbus        | .235 | 39  | 136  | 20  | 32  | 8   | 0  | 6  | 15  | 2  | 1  | 3  | 15-1  | 40  | 0  | 0  | 4   | .426 | .323 | 1  |
|                            | Cleveland       | .144 | 45  | 111  | 12  | 16  | 2   | 0  | 3  | 7   | 1  | 1  | 0  | 17-0  | 36  | 1  | 1  | 3   | .243 | .256 | 1  |
| 2010                       | Columbus        | .276 | 55  | 196  | 32  | 54  | 10  | 0  | 9  | 32  | 2  | 1  | 0  | 20-0  | 38  | 1  | 1  | 5   | .464 | .341 | 2  |
|                            | Cleveland       | .190 | 28  | 58   | 6   | 11  | 5   | 0  | 1  | 8   | 1  | 0  | 0  | 8-0   | 22  | 0  | 0  | 1   | .328 | .288 | 1  |
| 2011                       | Seattle         | .203 | 24  | 59   | 6   | 12  | 1   | 0  | 1  | 6   | 0  | 1  | 0  | 10-0  | 13  | 0  | 1  | 1   | .271 | .314 | 0  |
|                            | Tacoma          | .265 | 13  | 49   | 8   | 13  | 1   | 0  | 1  | 4   | 0  | 0  | 0  | 7-0   | 13  | 0  | 1  | 2   | .347 | .357 | 1  |
| <b>Minor League Totals</b> |                 | .268 | 603 | 2108 | 354 | 565 | 135 | 8  | 85 | 306 | 14 | 21 | 92 | 287-7 | 494 | 19 | 19 | 41  | .461 | .376 | 47 |
| <b>Major League Totals</b> |                 | .171 | 97  | 228  | 24  | 39  | 8   | 0  | 5  | 21  | 2  | 2  | 0  | 35-0  | 71  | 1  | 2  | 5   | .272 | .279 | 2  |





# HAK-JU LEE 66 / SS

Hak-Ju (HAHK joo) Lee

**BATS** Left

**THROWS** Right

**HEIGHT** 6'2"

**WEIGHT** 170

**MAJOR LEAGUE SERVICE** None

**OPENING DAY AGE** 21

**BORN** 11/4/90 in Jeonju, South Korea

**RESIDES** Kyonggi-Do, South Korea

**ACQUIRED** From the Chicago Cubs

along with RHP Chris Archer, C Robinson Chirinos, OF Sam Fuld and OF Brandon Guyer in exchange for RHP Matt Garza, OF Fernando Perez and LHP Zach Rosscup, 1/8/10

**SIGNING SCOUT** Steve Wilson (Cubs)



Has a .296 avg., .368 OBP and 90 SB over his three professional seasons...has raised

his fielding percentage in each of his three seasons from .919 in 2009 to .939 in 2010 and .967 in 2011...ranked as the organization's top position prospect and No. 2 overall prospect behind Matt Moore entering 2012 by *Baseball America*...ranked by *ESPN.com*'s Keith Law as the No. 12 overall prospect in baseball entering this season.

**2011** Split the season between Class-A Charlotte and Double-A Montgomery, earning a promotion on Aug 11...his 15 triples were 6th among all minor leaguers and the most ever by a Rays farmhand...combined to hit .292 (146-for-500) with 17 2B, 15 3B, 5 HR, 30 RBI and 33 SB...named a midseason and postseason Florida State League All-Star and Charlotte's team MVP...ranked tied for 2nd in the FSL in triples (11), 3rd in avg. (.318), 8th in SB (28) and 9th in OBP (.389)...was named the Most Exciting Player, Best Batting Prospect, Fastest Base Runner and Best Defensive Shortstop in the

FSL by *BA* after the season and the organization's Fastest Base Runner and Best Defensive Infielder by *BA* entering 2012...started at shortstop in his second straight XM Futures Game in June at Chase Field in Arizona.

**2010** Spent the entire season with Class-A Peoria (Cubs)...selected to the Midwest League All-Star Team and the 2010 XM All-Star Futures Game...ranked as the No. 4 prospect in the Cubs system by *BA* entering the 2011 season and the Best Hitter for Average in the system in *BA*'s Best Tools Survey.

**2009** Spent the season with Short-A Boise and was named a Topps Short-Season/Rookie All-Star and a Northwest League postseason All-Star...was named the top prospect in the NWL by *BA* following the season.

**PERSONAL** Signed by the Cubs as a non-drafted free agent at age 17 on May 29, 2008.

## CAREER BATTING

| YEAR                       | CLUB       | AVG         | G          | AB          | R          | H          | 2B        | 3B        | HR       | RBI        | SH        | SF       | HB        | BB-I         | SO         | SB        | CS        | GDP       | SLG         | OBP         | E         |
|----------------------------|------------|-------------|------------|-------------|------------|------------|-----------|-----------|----------|------------|-----------|----------|-----------|--------------|------------|-----------|-----------|-----------|-------------|-------------|-----------|
| 2009                       | Boise      | .330        | 68         | 264         | 56         | 87         | 14        | 2         | 2        | 33         | 6         | 2        | 1         | 31-1         | 50         | 25        | 8         | 3         | .420        | .399        | 27        |
| 2010                       | Peoria     | .282        | 122        | 485         | 85         | 137        | 22        | 4         | 1        | 40         | 11        | 1        | 5         | 49-0         | 86         | 32        | 7         | 7         | .351        | .354        | 34        |
| 2011                       | Charlotte  | .318        | 97         | 400         | 82         | 127        | 16        | 11        | 4        | 23         | 7         | 0        | 5         | 42-3         | 72         | 28        | 14        | 3         | .443        | .389        | 16        |
|                            | Montgomery | .190        | 24         | 100         | 16         | 19         | 1         | 4         | 1        | 7          | 0         | 2        | 1         | 11-0         | 22         | 5         | 2         | 0         | .310        | .272        | 2         |
| <b>Minor League Totals</b> |            | <b>.296</b> | <b>311</b> | <b>1249</b> | <b>239</b> | <b>370</b> | <b>53</b> | <b>21</b> | <b>8</b> | <b>103</b> | <b>24</b> | <b>5</b> | <b>12</b> | <b>133-4</b> | <b>230</b> | <b>90</b> | <b>31</b> | <b>13</b> | <b>.392</b> | <b>.368</b> | <b>79</b> |



DID YOU KNOW?

## RAY'S NUMBER ONE IN THE MARKET

According to Scarborough Research, the Rays are now for the first time the most popular team in the Tampa Bay area and one of only eight major league teams that outrank the professional football team in their market. The ratings are based on a formula that takes into account television and radio ratings as well as attendance.



# MATT MANGINI 60 / INF

Matthew Steven Mangini (man-GEE-nee)



**BATS** Left      **THROWS** Right      **HEIGHT** 6'4"      **WEIGHT** 230

**MAJOR LEAGUE SERVICE** 34 days

**OPENING DAY AGE** 26

**BORN** 12/21/85 in Springfield, MA

**RESIDES** Raleigh, NC

**ACQUIRED** Signed as a minor league free agent, 12/6/11

**SIGNING AGENT** Dan Wright (Mariners)

**2011** Opened the season on Seattle's major league DL with a right quadriceps strain...was activated on April 21 and optioned to Triple-A Tacoma, where he

batted .336 (78-for-232) with a .399 OBP over 58 games, appearing at first base (35 games), third base (15) and DH...batted .380 (68-for-179) vs. righthanders compared to .189 (10-for-53) vs. lefties...placed on Tacoma's DL from May 11-June 4 with a left quadriceps strain...placed on the DL on July 31 with post-concussion symptoms from a home plate collision he was involved in before the All-Star break...was released on Aug 23.

**2010** Made his major league debut on Sep 23 at TOR, one day after being recalled following Tacoma's PCL championship run...went 1-for-4 with a single off Kevin Gregg in the 9th inning for his first hit...had his first career multi-hit game Sep 25 at TB (2-for-4)...appeared in 11 games, 10 starts (7-3B, 3-DH)...was named Tacoma Player of the Year after leading the team in batting (.313; 140-for-447), hits and doubles (31)...slugged a career-high 18 HR...was the co-recipient of the

Mariners annual Ellis Award for community service excellence.

**2009** Spent the season at Double-A West Tenn (Mariners), playing primarily third base...logged a career-high 67 RBI and 10 SB.

**2008** Opened his first full minor league season with Class-A High Desert and earned a June 2 promotion to West Tenn.

**2007** Made his professional debut with Short-A Everett after being selected by Seattle in the supplemental first round of the 2007 June Draft (52nd overall)...transferred to Class-A High Desert on Aug 13.

**PERSONAL** Graduated from Apex (N.C.) High School in 2004...played two seasons at North Carolina State University before transferring to Oklahoma State University for the 2007 season, where he earned Second Team All-Big 12 honors...in the summer of 2005 was named the top prospect in the Northwoods League and a *Baseball America* Summer League All-American while playing for the Thunder Bay (Ont.) Border Cats...in 2006 won the Thurman Munson Award as the batting champion in the Cape Cod League, playing for the Hyannis Mets.

## CAREER BATTING

| YEAR                       | CLUB         | AVG         | G          | AB          | R          | H          | 2B        | 3B        | HR        | RBI        | SH       | SF       | HB        | BB-1         | SO         | SB        | CS       | GDP       | SLG         | OBP         | E         |
|----------------------------|--------------|-------------|------------|-------------|------------|------------|-----------|-----------|-----------|------------|----------|----------|-----------|--------------|------------|-----------|----------|-----------|-------------|-------------|-----------|
| 2007                       | Everett      | .291        | 22         | 79          | 12         | 23         | 4         | 0         | 2         | 9          | 0        | 0        | 1         | 13-1         | 18         | 3         | 0        | 0         | .418        | .398        | 6         |
|                            | AZL Mariners | .000        | 2          | 6           | 0          | 0          | 0         | 0         | 0         | 0          | 0        | 0        | 0         | 2-0          | 1          | 0         | 0        | 0         | .000        | .000        | 3         |
|                            | High Desert  | .226        | 17         | 62          | 7          | 14         | 1         | 2         | 2         | 8          | 0        | 0        | 1         | 6-0          | 21         | 1         | 0        | 1         | .403        | .304        | 6         |
| 2008                       | High Desert  | .265        | 52         | 181         | 26         | 48         | 12        | 0         | 6         | 25         | 1        | 0        | 9         | 23-0         | 52         | 3         | 1        | 2         | .431        | .376        | 10        |
|                            | West Tenn    | .202        | 69         | 238         | 22         | 48         | 5         | 0         | 2         | 25         | 2        | 3        | 3         | 12-1         | 64         | 0         | 1        | 5         | .248        | .247        | 13        |
| 2009                       | West Tenn    | .273        | 124        | 422         | 48         | 115        | 18        | 5         | 12        | 67         | 0        | 3        | 6         | 38-1         | 92         | 10        | 2        | 13        | .424        | .339        | 22        |
| 2010                       | Tacoma       | .313        | 117        | 447         | 73         | 140        | 31        | 4         | 18        | 63         | 0        | 2        | 2         | 26-3         | 96         | 3         | 0        | 13        | .521        | .352        | 28        |
|                            | Seattle      | .211        | 11         | 38          | 2          | 8          | 0         | 0         | 0         | 1          | 1        | 0        | 0         | 2-0          | 13         | 0         | 0        | 1         | .211        | .250        | 0         |
| 2011                       | Tacoma       | .336        | 58         | 232         | 34         | 78         | 9         | 1         | 2         | 41         | 1        | 1        | 1         | 24-1         | 45         | 3         | 1        | 10        | .409        | .399        | 8         |
| <b>Minor League Totals</b> |              | <b>.280</b> | <b>461</b> | <b>1667</b> | <b>222</b> | <b>466</b> | <b>80</b> | <b>12</b> | <b>44</b> | <b>238</b> | <b>4</b> | <b>8</b> | <b>23</b> | <b>144-7</b> | <b>389</b> | <b>23</b> | <b>5</b> | <b>44</b> | <b>.421</b> | <b>.344</b> | <b>96</b> |
| <b>Major League Totals</b> |              | <b>.211</b> | <b>11</b>  | <b>38</b>   | <b>2</b>   | <b>8</b>   | <b>0</b>  | <b>0</b>  | <b>0</b>  | <b>1</b>   | <b>1</b> | <b>0</b> | <b>0</b>  | <b>2-0</b>   | <b>13</b>  | <b>0</b>  | <b>0</b> | <b>1</b>  | <b>.211</b> | <b>.250</b> | <b>0</b>  |



# JUAN MIRANDA 61 / 1B

Juan Miguel Miranda



**BATS** Left      **THROWS** Right      **HEIGHT** 6'0"      **WEIGHT** 220

**MAJOR LEAGUE SERVICE** 1 year, 25 days  
**OPENING DAY AGE** 28  
**BORN** 4/25/83 in  
 Consolacion del Sur, Cuba  
**RESIDES** Santiago, D.R.  
**ACQUIRED** Signed as a minor league free agent, 12/6/11  
**SIGNING SCOUT:** Ramon Valdivia (Yankees)

a career .226 (58-for-257) avg. and 11 HR over 111 total games in the majors.

**2011** In 65 games with the D-backs, hit .213 (37-for-174) with 7 HR and 23 RBI...was the D-backs Opening Day first baseman and hit .250 (26-for-104) with 5 HR and 15 RBI over the first two months of the season but saw his avg. dip as he hit .157 (11-for-70) in June and July...was 6-for-58 (.103) in his final 17 games before being outrighted to Triple-A Reno on July 15...batted .229 (24-for-105) with 5 HR and 24 RBI in 34 games for the Aces.

**2010** Hit .219 (14-for-64) with 3 HR and 10 RBI in 33 games over three stints with the Yankees...opened the season with Triple-A Scranton/Wilkes-Barre and was recalled on May 13 for an 18-game stint in the majors before being optioned on June 2...recalled for a second time on July 16 for a 10-game stint and a final time on Sep 12...traded to the D-backs after the season for RHP Scott Allen.

**2009** Hit .333 with 1 HR and 3 RBI in 8 games over 2 stints with the Yankees...recalled on Sep 18 and finished the year in the majors...hit his first ML home run on Oct 2 at TB, a 2-run, 460-foot shot off Dale Thayer in the 8th inning...it was the 13th-longest homer in Tropicana Field history and longest by a visitor since TEX Ivan Rodriguez hit one 472 feet on July 22, 2001...ranked 3rd in the International League with 82 RBI.

**2008** Saw his first major league action as a September call-up and hit .400 (4-for-10) in 5 games (3 starts) with the Yankees...recalled on Sep 17 and made his ML debut on Sep 18...became the 15th Cuban-born player to appear in a game with the Yankees...collected his first ML hit on Sep 24 at TOR with a 4th-inning single off A.J. Burnett...spent the rest of the season at SWB where he ranked 5th in the IL with a .384 OBP...had 2 separate stints on the DL with right shoulder strains...homered and drove in a single-game postseason franchise record 6 runs in the 20-2 win over Durham on Sep 12 to clinch the IL title.

**2007** Combined to hit .265 (118-for-446) with 34 2B, 16 HR and 96 RBI in 122 games with Class-A Tampa and Double-A Trenton...ranked 1st among Yankees farmhands in RBI and 4th in home runs...started the season at Tampa and was promoted to Trenton on June 22...played for Peoria in the Arizona Fall League and was named to the 2007 AFL Top Prospects Team.

**PERSONAL** Signed with the Yankees on Dec 22, 2006...defected to the Dominican Republic in 2004, established residency in 2005 and was granted citizenship in 2006...began his professional career in Cuba, playing first base and left field for Pinar Del Rio in Cuba's Series Nacional from 2001-04...while playing in Cuba, was a teammate of major leaguer Jose Contreras and played against other current major leaguers including Yuniesky Betancourt and Kendrys Morales...has a son, Edgar Miguel.

## CAREER BATTING

| YEAR                       | CLUB         | AVG         | G          | AB          | R          | H          | 2B         | 3B       | HR        | RBI        | SH       | SF        | HB        | BB-I          | SO         | SB       | CS       | GDP       | SLG         | OBP         | E         |
|----------------------------|--------------|-------------|------------|-------------|------------|------------|------------|----------|-----------|------------|----------|-----------|-----------|---------------|------------|----------|----------|-----------|-------------|-------------|-----------|
| 2007                       | Tampa        | .264        | 67         | 250         | 35         | 66         | 17         | 3        | 9         | 50         | 0        | 7         | 7         | 29-3          | 60         | 1        | 0        | 1         | .464        | .348        | 5         |
|                            | Trenton      | .265        | 55         | 196         | 29         | 52         | 17         | 2        | 7         | 46         | 0        | 3         | 5         | 23-2          | 46         | 0        | 1        | 4         | .480        | .352        | 4         |
| 2008                       | Scranton/W-B | .287        | 99         | 356         | 40         | 102        | 22         | 0        | 12        | 52         | 0        | 3         | 3         | 55-3          | 79         | 2        | 1        | 6         | .449        | .384        | 5         |
|                            | New York-AL  | .400        | 5          | 10          | 2          | 4          | 1          | 0        | 0         | 1          | 0        | 1         | 1         | 2-0           | 4          | 0        | 0        | 0         | .500        | .500        | 0         |
| 2009                       | Scranton/W-B | .290        | 122        | 438         | 74         | 127        | 30         | 2        | 19        | 82         | 0        | 6         | 3         | 55-2          | 101        | 1        | 0        | 9         | .498        | .369        | 10        |
|                            | New York-AL  | .333        | 8          | 9           | 2          | 3          | 0          | 0        | 1         | 3          | 0        | 0         | 0         | 0-0           | 4          | 0        | 0        | 0         | .667        | .333        | 0         |
| 2010                       | Scranton/W-B | .285        | 80         | 295         | 52         | 84         | 15         | 1        | 15        | 43         | 0        | 3         | 9         | 33-4          | 71         | 1        | 0        | 6         | .495        | .371        | 4         |
|                            | New York-AL  | .219        | 33         | 64          | 7          | 14         | 2          | 1        | 3         | 10         | 0        | 0         | 0         | 7-0           | 12         | 0        | 0        | 1         | .422        | .296        | 0         |
| 2011                       | Arizona      | .213        | 65         | 174         | 18         | 37         | 8          | 2        | 7         | 23         | 2        | 0         | 3         | 23-1          | 48         | 0        | 1        | 1         | .402        | .315        | 4         |
|                            | Reno         | .229        | 34         | 105         | 17         | 24         | 4          | 1        | 5         | 24         | 0        | 0         | 1         | 20-1          | 36         | 0        | 1        | 4         | .429        | .357        | 1         |
| <b>Minor League Totals</b> |              | <b>.277</b> | <b>457</b> | <b>1640</b> | <b>247</b> | <b>455</b> | <b>105</b> | <b>9</b> | <b>67</b> | <b>297</b> | <b>0</b> | <b>22</b> | <b>28</b> | <b>215-15</b> | <b>393</b> | <b>5</b> | <b>3</b> | <b>30</b> | <b>.475</b> | <b>.366</b> | <b>29</b> |
| <b>Major League Totals</b> |              | <b>.226</b> | <b>111</b> | <b>257</b>  | <b>29</b>  | <b>58</b>  | <b>11</b>  | <b>3</b> | <b>11</b> | <b>37</b>  | <b>2</b> | <b>1</b>  | <b>4</b>  | <b>32-1</b>   | <b>68</b>  | <b>0</b> | <b>1</b> | <b>2</b>  | <b>.420</b> | <b>.320</b> | <b>4</b>  |



# JHONNY NUÑEZ 73 | RHP

Jhonny J. Nuñez



**BATS** Left      **THROWS** Right      **HEIGHT** 6'3"      **WEIGHT** 215

**MAJOR LEAGUE SERVICE** 39 days

**OPENING DAY AGE** 26

**BORN** 11/26/85 in

San Jose de las Matas, DR

**RESIDES** Lawrenceville, GA

**ACQUIRED** Signed as a minor league free agent, 12/6/11

**SIGNING SCOUT** Andres Lopez (Dodgers)

Has spent time in the Dodgers (2006), Nationals (2007-08), Yankees (2008) and White Sox (2009-11) organizations...has a 3.77 ERA and 475 strikeouts over 489.1

career innings pitched in the minors.

**2011** Combined to go 4-4 with a 4.73 ERA (51.1-IP, 27-ER) at Triple-A Charlotte and Rookie-level Bristol in the White Sox organization...went on the disabled list on May 11 and had a 3-game rehab assignment with Bristol from June 21-26...returned to Charlotte on July 2.

**2010** Combined to go 6-6 with a 4.53 ERA (95.1-IP, 48-ER) in 42 apps (10 starts) between Double-A Birmingham and Charlotte...limited righthanders to a .229 avg. (47-for-205) compared to .319 (52-for-163) vs. lefties...began the season with Birmingham before his promotion on May 30...pitched for Lacey of the Dominican Winter League in the offseason.

**2009** Made 7 apps over 2 stints with the White Sox, posting a 9.53 ERA (5.2-IP, 6-ER) in his first

major league experience...recalled on Aug 1 and made his ML debut on Aug 2 vs. NYY...optioned back to Charlotte on Aug 7 and then recalled again on Sep 3...went 5-0 with a 2.55 ERA (70.2-IP, 20-ER) and 79 SO in 42 combined relief apps between Charlotte and Birmingham.

**2008** Began the season with Double-A Harrisburg (Nationals) and was traded to the Yankees on July 31 and assigned to Double-A Trenton...was traded to the White Sox as part of a five-player deal on Nov 13.

**2007** Made 23 apps (22 starts) with Class-A Hagerstown.

**2006** Named to the GCL postseason All-Star Team...led the league in wins and ranked 2nd in strikeouts (56) and 3rd in ERA...was acquired by Washington on Aug 31 for 2B/OF Marlon Anderson.

**2005** Spent the entire season with the DSL Dodgers.

**PERSONAL** Originally signed with the Dodgers on Dec 9, 2003 out of the Dominican Republic.

## CAREER PITCHING

| YEAR                       | CLUB          | W         | L         | ERA         | G          | GS        | CG       | SHO      | SV       | IP           | H          | R          | ER         | HR        | HB        | BB-I         | SO         | WP        | BK       |
|----------------------------|---------------|-----------|-----------|-------------|------------|-----------|----------|----------|----------|--------------|------------|------------|------------|-----------|-----------|--------------|------------|-----------|----------|
| 2004                       | DSL Dodgers 1 | 2         | 1         | 1.73        | 7          | 7         | 0        | 0        | 0        | 36.1         | 30         | 8          | 7          | 1         | 1         | 6-0          | 23         | 1         | 1        |
|                            | DSL Dodgers 2 | 2         | 0         | 4.60        | 4          | 3         | 0        | 0        | 0        | 15.2         | 17         | 9          | 8          | 0         | 1         | 4-0          | 12         | 2         | 0        |
| 2005                       | DSL Dodgers   | 4         | 3         | 1.92        | 15         | 8         | 1        | 0        | 0        | 51.2         | 29         | 13         | 11         | 0         | 2         | 13-0         | 40         | 4         | 0        |
| 2006                       | GCL Dodgers   | 6         | 0         | 1.58        | 10         | 7         | 0        | 0        | 0        | 57.0         | 35         | 12         | 10         | 0         | 3         | 19-0         | 56         | 3         | 1        |
| 2007                       | Hagerstown    | 4         | 6         | 4.05        | 23         | 22        | 0        | 0        | 0        | 106.2        | 97         | 59         | 48         | 10        | 11        | 48-1         | 86         | 7         | 1        |
| 2008                       | Potomac       | 2         | 8         | 5.22        | 21         | 17        | 0        | 0        | 0        | 81.0         | 88         | 51         | 47         | 11        | 4         | 21-0         | 82         | 6         | 1        |
|                            | Harrisburg    | 0         | 0         | 1.13        | 5          | 0         | 0        | 0        | 0        | 8.0          | 9          | 1          | 1          | 0         | 0         | 6-0          | 8          | 0         | 0        |
|                            | Trenton       | 1         | 0         | 1.86        | 8          | 0         | 0        | 0        | 0        | 19.1         | 16         | 5          | 4          | 2         | 1         | 6-0          | 26         | 0         | 0        |
| 2009                       | Birmingham    | 3         | 0         | 2.14        | 26         | 0         | 0        | 0        | 3        | 46.1         | 38         | 12         | 11         | 3         | 0         | 21-2         | 57         | 2         | 1        |
|                            | Charlotte     | 2         | 0         | 3.33        | 16         | 0         | 0        | 0        | 1        | 24.1         | 19         | 9          | 9          | 3         | 1         | 5-0          | 22         | 2         | 1        |
|                            | Chicago-AL    | 0         | 0         | 9.53        | 7          | 0         | 0        | 0        | 0        | 5.2          | 10         | 6          | 6          | 1         | 0         | 2-0          | 3          | 2         | 0        |
| 2010                       | Birmingham    | 1         | 4         | 3.71        | 10         | 10        | 0        | 0        | 0        | 51.0         | 53         | 24         | 21         | 3         | 0         | 17-0         | 38         | 2         | 2        |
|                            | Charlotte     | 5         | 2         | 5.48        | 32         | 0         | 0        | 0        | 1        | 44.1         | 46         | 34         | 27         | 6         | 2         | 19-0         | 45         | 3         | 0        |
| 2011                       | Charlotte     | 4         | 4         | 4.75        | 29         | 5         | 0        | 0        | 0        | 47.1         | 43         | 25         | 25         | 7         | 3         | 18-1         | 50         | 1         | 0        |
|                            | Bristol       | 0         | 0         | 4.50        | 3          | 0         | 0        | 0        | 0        | 4.0          | 4          | 3          | 2          | 0         | 0         | 2-0          | 5          | 0         | 0        |
| <b>Minor League Totals</b> |               | <b>36</b> | <b>28</b> | <b>3.51</b> | <b>209</b> | <b>79</b> | <b>1</b> | <b>0</b> | <b>5</b> | <b>593.0</b> | <b>524</b> | <b>265</b> | <b>231</b> | <b>46</b> | <b>29</b> | <b>205-4</b> | <b>550</b> | <b>33</b> | <b>8</b> |
| <b>Major League Totals</b> |               | <b>0</b>  | <b>0</b>  | <b>9.53</b> | <b>7</b>   | <b>0</b>  | <b>0</b> | <b>0</b> | <b>0</b> | <b>5.2</b>   | <b>10</b>  | <b>6</b>   | <b>6</b>   | <b>1</b>  | <b>0</b>  | <b>2-0</b>   | <b>3</b>   | <b>2</b>  | <b>0</b> |



# RICKY ORTA 69 | RHP

Enrique Daniel Orta



**BATS** Right      **THROWS** Right      **HEIGHT** 6'2"      **WEIGHT** 195

**MAJOR LEAGUE SERVICE** None  
**OPENING DAY AGE** 27  
**BORN** 11/6/84 in Caracas, VEN  
**RESIDES** Miami, FL

**ACQUIRED** Signed as a minor league free agent, 5/14/10  
**SIGNING SCOUT** Joe Bohringer (Mariners)

**2011** Posted a 1.12 ERA (8-IP, 1-ER) with no walks in 4 games with the GCL Rays as he recovered from an elbow surgery performed in April 2010...activated in August

reinstated from the DL on June 4 and moved to the bullpen...held opponents scoreless in 15 of 21 relief apps...placed on the DL on Aug 9 for the remainder of the season with a right shoulder strain...pitched for Lara in the Venezuelan Winter League.

during the final 2 weeks of the GCL season.

**2008** Made 3 trips to the DL with blisters on his right hand.

**2010** Missed the entire campaign after undergoing Tommy John surgery in April...released by the Mariners on May 3 and signed by the Rays as a free agent on May 14.

**PERSONAL** Drafted by Seattle in the fourth round of the 2006 June Draft...graduated from Florida Christian High School in Miami...played at the University of Miami.

**2009** Made 3 starts for Double-A West Tenn to begin the season before being placed on the disabled list on April 22 with a right elbow strain...

## CAREER PITCHING

| YEAR                       | CLUB        | W         | L         | ERA         | G         | GS        | CG       | SHO      | SV       | IP                   | H          | R          | ER         | HR        | HB        | BB-I         | SO         | WP        | BK       |
|----------------------------|-------------|-----------|-----------|-------------|-----------|-----------|----------|----------|----------|----------------------|------------|------------|------------|-----------|-----------|--------------|------------|-----------|----------|
| 2006                       | Everett     | 4         | 5         | 5.20        | 13        | 11        | 0        | 0        | 0        | 53.2                 | 54         | 34         | 31         | 6         | 1         | 14-0         | 45         | 3         | 0        |
| 2007                       | Wisconsin   | 4         | 6         | 4.74        | 22        | 19        | 1        | 1        | 0        | 93.0                 | 84         | 55         | 49         | 12        | 8         | 43-0         | 102        | 8         | 1        |
| 2008                       | High Desert | 3         | 5         | 5.05        | 22        | 15        | 0        | 0        | 0        | 71.1                 | 80         | 47         | 40         | 14        | 4         | 27-0         | 74         | 6         | 0        |
| 2009                       | West Tenn   | 3         | 2         | 1.94        | 24        | 3         | 0        | 0        | 3        | 41.2                 | 29         | 14         | 9          | 1         | 2         | 18-1         | 41         | 6         | 0        |
| 2010                       |             |           |           |             |           |           |          |          |          | Injured—Did Not Play |            |            |            |           |           |              |            |           |          |
| 2011                       | GCL Rays    | 0         | 0         | 1.12        | 4         | 4         | 0        | 0        | 0        | 8.0                  | 7          | 2          | 1          | 0         | 4         | 0-0          | 10         | 0         | 0        |
| <b>Minor League Totals</b> |             | <b>14</b> | <b>18</b> | <b>4.37</b> | <b>85</b> | <b>52</b> | <b>1</b> | <b>1</b> | <b>3</b> | <b>267.2</b>         | <b>254</b> | <b>152</b> | <b>130</b> | <b>33</b> | <b>19</b> | <b>102-1</b> | <b>272</b> | <b>23</b> | <b>1</b> |



DID YOU KNOW?

## NON-ROSTER INVITES ON OPENING DAY ROSTER

**1998**  
RHP Rolando Arrojo

**2000**  
RHP Dave Eiland,  
INF Herbert Perry

**2001**  
RHP Ken Hill

**2003**  
OF Rocco Baldelli,  
LHP Jim Parque,  
RHP Steve Parris

**2005**  
OF Chris Singleton,  
RHP Hideo Nomo

**2006**  
RHP Jason Childers,  
RHP Ruddy Lugo,  
INF Luis Ordaz

**2007**  
RHP Gary Glover,  
1B Carlos Peña,  
RHP Al Reyes

**2008**  
INF/OF Eric Hinske

**2011**  
RHP Juan Cruz

NOTE: 1999, 2002, 2004, 2009, 2010 DID NOT INCLUDE ANY NON-ROSTER INVITES ON OPENING DAY ROSTER



# RYAN REID 67 | RHP

Ryan Allen Reid



**BATS** Left      **THROWS** Right      **HEIGHT** 5'11"      **WEIGHT** 215

**MAJOR LEAGUE SERVICE** None

**OPENING DAY AGE** 26

**BORN** 4/24/85 in Portland, ME

**RESIDES** Portland, ME

**ACQUIRED** Selected in the seventh round of the 2006 June Draft

**SIGNING SCOUT** Doug Witt (Rays)

Montgomery on July 2, and returned to Durham on July 16 for the remainder of the season...made 5 starts for Durham, his first starts since his first pro season in 2006...in his second stint with Durham, appeared in 7 games (4 starts) and went 1-1 with a 2.08 ERA in 30.1 IP...following the season pitched for Aguilas del Zulia in the Venezuelan Winter League...went 1-0 with a 1.86 ERA (19.1-IP,

4-ER) and tallied 10 saves over 18 apps.

**2010** Spent the season at Montgomery...had a 3.40 ERA in 21 games at home compared to a 4.68 ERA in 22 games on the road...held right-handed hitters to a .222 avg. (34-for-153) with 0 HR and 288 SLG.

**2008** Averaged 13.1 SO/9 IP and had a 15 SO/BB ratio at Class-A Vero Beach...was a Florida State League midseason All-Star...totaled 98 SO in a career-high 77.1 IP between Class-A and Double-A.

**PERSONAL** Drafted out of James Madison University (Va.) in the seventh round of the 2006 June Draft.

## CAREER PITCHING

| YEAR                       | CLUB          | W         | L         | ERA         | G          | GS        | CG       | SHO      | SV        | IP           | H          | R          | ER         | HR        | HB        | BB-I         | SO         | WP        | BK       |
|----------------------------|---------------|-----------|-----------|-------------|------------|-----------|----------|----------|-----------|--------------|------------|------------|------------|-----------|-----------|--------------|------------|-----------|----------|
| 2006                       | Hudson Valley | 1         | 9         | 6.24        | 15         | 12        | 0        | 0        | 0         | 53.1         | 60         | 42         | 37         | 2         | 9         | 24-0         | 43         | 3         | 1        |
| 2007                       | Columbus      | 6         | 5         | 2.97        | 39         | 0         | 0        | 0        | 10        | 72.2         | 56         | 26         | 24         | 2         | 8         | 24-0         | 93         | 7         | 0        |
| 2008                       | Vero Beach    | 3         | 0         | 0.29        | 21         | 0         | 0        | 0        | 8         | 31.0         | 14         | 2          | 1          | 0         | 0         | 3-0          | 45         | 2         | 0        |
|                            | Montgomery    | 5         | 4         | 4.66        | 31         | 0         | 0        | 0        | 4         | 46.1         | 41         | 34         | 24         | 1         | 1         | 31-3         | 53         | 6         | 1        |
| 2009                       | Montgomery    | 0         | 1         | 4.17        | 42         | 0         | 0        | 0        | 1         | 58.1         | 65         | 32         | 27         | 3         | 2         | 28-1         | 50         | 5         | 0        |
| 2010                       | Montgomery    | 3         | 3         | 3.98        | 43         | 0         | 0        | 0        | 2         | 72.1         | 70         | 38         | 32         | 2         | 6         | 39-3         | 61         | 13        | 0        |
| 2011                       | Montgomery    | 2         | 0         | 6.75        | 9          | 0         | 0        | 0        | 1         | 16.0         | 27         | 12         | 12         | 4         | 3         | 4-1          | 12         | 2         | 0        |
|                            | Durham        | 1         | 1         | 4.55        | 26         | 5         | 0        | 0        | 0         | 55.1         | 58         | 31         | 28         | 5         | 2         | 18-0         | 51         | 2         | 0        |
| <b>Minor League Totals</b> |               | <b>21</b> | <b>23</b> | <b>4.11</b> | <b>226</b> | <b>17</b> | <b>0</b> | <b>0</b> | <b>26</b> | <b>405.1</b> | <b>391</b> | <b>217</b> | <b>185</b> | <b>19</b> | <b>31</b> | <b>171-8</b> | <b>408</b> | <b>40</b> | <b>2</b> |



### DID YOU KNOW?

## ORGANIZATION 20-GAME HIT STREAKS

No Rays major leaguer has ever compiled a hitting streak longer than the 19 games by Jason Bartlett, who in 2009 broke the former team record (Quinton McCracken's 18 in 1998). However, 10 minor leaguers have achieved streaks of at least 20 games.

- 28, Aubrey Huff, 8/10/99 thru 9/7/99 with Orlando
- 27, Darnell McDonald, 6/23/06 thru 7/24/06 with Durham
- 24, Francisco Leandro, 7/12/05 thru 8/5/05 with Visalia
- 22, Matt Diaz, 6/20/04 thru 7/11/04 with Durham
- 22, Joey Gomes, 5/7/03 thru 5/29/03 with Bakersfield
- 22, Marcus McCain, 7/23/96 thru 8/14/96 with Butte
- 20, Colt Simmons, 4/13/04 thru 5/8/04 with Charleston
- 20, Joey Gomes, 7/4/05 thru 7/24/05 with Visalia
- 20, Jason Pridie, 7/3/02 thru 7/24/02 with Princeton
- 20, Carl Crawford, 4/18/00 thru 5/9/00 with Charleston



# WILL RHYMES 10 / INF

William Daniel Rhymes



**BATS** Left      **THROWS** Right      **HEIGHT** 5'9"      **WEIGHT** 155

**MAJOR LEAGUE SERVICE** 134 days  
**OPENING DAY AGE** 29  
**BORN** 4/1/83 in Houston, TX  
**RESIDES** Alexandria, VA

**ACQUIRED** Signed as a minor league free agent, 1/19/12  
**SIGNING SCOUT** Bill Buck (Tigers)

Is a career .291 hitter over his seven seasons in the minors and has hit above .300 in 3 of his last 4 minor league seasons...has hit .283 (78-for-276) in 83 games in

the majors.

to Toledo on Aug 27...played in 26 games for Mesa in the Arizona Fall League following the season.  
**2007** Named to the Florida State League's mid-season All-Star Team with Class-A Lakeland...ranked 4th in the FSL with a .389 OBP and 7th with a .304 avg. ...was promoted to Erie on July 20.

the majors.

**2006** Ranked 3rd in the Midwest League with 80 runs scored for Class-A West Michigan.

**2011** Was the Tigers Opening Day second baseman...split the season between the Tigers and Triple-A Toledo, batting .235 (20-for-85) in 29 games (24-2B, 5-DH) over three major league stints...hit .306 (124-for-405) in 104 games with Toledo.

**2005** Named to the New York-Penn League and *Baseball America* Short-A All-Star squads as he made his professional debut with Oneonta after being drafted in the 27th round of the 2005 June Draft...tied for 6th in the NYPL with a .328 avg.

**2010** Spent the second half of the season with the Tigers and batted .304 (58-for-191) in 54 games after his recall on July 25...made his major league debut on July 25 vs. TOR...collected his first ML hit on July 27 at Tropicana Field, a single off James Shields...opened the season with Toledo and was named their Player of the Year.

**PERSONAL** Was tabbed as a Second-Team All-Colonial Athletic Association selection as a senior at the College of William and Mary after leading the conference with a .413 avg. ...selected to the Cape Cod League All-Star Team during the summer of 2004...was teammates with Jeff Niemann at Lamar High School in Houston and the two remain close friends...is active on Twitter (@willrhymes)...once posted a tweet that "a Chipotle burrito is like gold to me," and the Mexican grill restaurant responded by sending him a package with a T-shirt, gift cards and a certificate that dubbed him a "Master Burrito Ambassador."

**2009** Spent the entire season with Toledo and saw action at second base, third base, shortstop, left field and center field.

**2008** Split the season between Double-A Erie and Toledo...ranked 6th in the Eastern League with a .306 avg. ...also ranked 1st in hits (158), 3rd in runs (76) and tied for 5th in triples (7)...was promoted

## CAREER BATTING

| YEAR | CLUB                       | AVG         | G          | AB          | R          | H          | 2B         | 3B        | HR        | RBI        | SH        | SF        | HB        | BB-I         | SO         | SB         | CS        | GDP       | SLG         | OBP         | E         |
|------|----------------------------|-------------|------------|-------------|------------|------------|------------|-----------|-----------|------------|-----------|-----------|-----------|--------------|------------|------------|-----------|-----------|-------------|-------------|-----------|
| 2005 | Oneonta                    | .328        | 61         | 250         | 49         | 82         | 11         | 3         | 2         | 27         | 3         | 0         | 1         | 25-0         | 15         | 14         | 3         | 1         | 420         | .391        | 10        |
| 2006 | West Michigan              | .261        | 126        | 506         | 80         | 132        | 19         | 2         | 3         | 39         | 12        | 4         | 3         | 53-0         | 53         | 23         | 6         | 4         | 324         | .332        | 17        |
| 2007 | Lakeland                   | .304        | 88         | 326         | 43         | 99         | 12         | 2         | 4         | 35         | 12        | 1         | 2         | 44-0         | 38         | 24         | 3         | 2         | 390         | .389        | 14        |
|      | Erie                       | .265        | 39         | 155         | 21         | 41         | 6          | 0         | 1         | 21         | 6         | 2         | 2         | 6-0          | 20         | 5          | 1         | 2         | 323         | .297        | 7         |
| 2008 | Erie                       | .306        | 131        | 516         | 76         | 158        | 21         | 7         | 3         | 60         | 10        | 3         | 3         | 44-2         | 66         | 17         | 6         | 5         | 391         | .362        | 20        |
|      | Toledo                     | .320        | 6          | 25          | 5          | 8          | 0          | 1         | 0         | 2          | 0         | 0         | 0         | 2-0          | 4          | 0          | 0         | 0         | 400         | .370        | 0         |
| 2009 | Toledo                     | .260        | 109        | 404         | 48         | 105        | 17         | 6         | 3         | 41         | 10        | 2         | 3         | 36-0         | 58         | 20         | 8         | 5         | 354         | .324        | 5         |
| 2010 | Toledo                     | .305        | 95         | 364         | 59         | 111        | 20         | 7         | 2         | 35         | 13        | 4         | 4         | 36-1         | 35         | 22         | 5         | 2         | 415         | .370        | 4         |
|      | Detroit                    | .304        | 54         | 191         | 30         | 58         | 12         | 3         | 1         | 19         | 7         | 1         | 0         | 14-0         | 16         | 0          | 3         | 1         | 414         | .350        | 4         |
| 2011 | Detroit                    | .235        | 29         | 85          | 13         | 20         | 3          | 0         | 0         | 2          | 3         | 0         | 0         | 11-0         | 12         | 1          | 0         | 2         | .271        | .323        | 2         |
|      | Toledo                     | .306        | 104        | 405         | 57         | 124        | 17         | 4         | 3         | 24         | 8         | 3         | 2         | 46-1         | 46         | 13         | 8         | 7         | 390         | .377        | 4         |
|      | <b>Minor League Totals</b> | <b>.291</b> | <b>759</b> | <b>2951</b> | <b>438</b> | <b>860</b> | <b>123</b> | <b>32</b> | <b>21</b> | <b>284</b> | <b>74</b> | <b>19</b> | <b>20</b> | <b>292-4</b> | <b>335</b> | <b>138</b> | <b>40</b> | <b>28</b> | <b>.376</b> | <b>.357</b> | <b>81</b> |
|      | <b>Major League Totals</b> | <b>.283</b> | <b>83</b>  | <b>276</b>  | <b>43</b>  | <b>78</b>  | <b>15</b>  | <b>3</b>  | <b>1</b>  | <b>21</b>  | <b>10</b> | <b>1</b>  | <b>0</b>  | <b>25-0</b>  | <b>28</b>  | <b>1</b>   | <b>3</b>  | <b>3</b>  | <b>.370</b> | <b>.341</b> | <b>6</b>  |



# JEFF SALAZAR 45 / OF

Jeffrey Dewan Salazar



**BATS** Left      **THROWS** Left      **HEIGHT** 6'0"      **WEIGHT** 195

**MAJOR LEAGUE SERVICE** 1 year, 115 days

**OPENING DAY AGE** 31

**BORN** 11/24/80 in Oklahoma City, OK

**RESIDES** Oklahoma City, OK

**ACQUIRED** Signed as a minor league free agent, 2/15/12

**SIGNING SCOUT** Dar Cox (Rockies)

**2011** Split the season between Triple-A Colorado Springs (Rockies) and Triple-A Toledo (Tigers)...opened the season with Colorado Springs and hit .234

(15-for-64) in 30 games before being released on June 9...signed with Detroit on June 19 and finished the season with Toledo.

**2010** Played all three outfield positions for Triple-A Norfolk...was named an International League midseason All-Star...hit .283 (82-for-290) prior to the All-Star break but .192 (28-for-146) after.

**2009** Began the season with Triple-A Indianapolis (Pirates) and was selected by the Pirates on July 1...went 1-for-23 and returned to Indianapolis on Aug 25.

**2008** Was a member of the Diamondbacks Opening Day roster and split the season between Arizona and Triple-A Tucson...established major league career highs in games, runs, hits and RBI...led Arizona in pinch-hits (10)...had a 24-game stint in Tucson from July 10-Aug 9 but returned to Arizona on Aug 10 and finished the season in the majors.

**2007** Opened the season with Tucson...recalled on July 6 and hit .277 (26-for-94) with Arizona.

**2006** Spent the majority of the season at Triple-A Colorado Springs and was a September call-up with the Rockies...made his ML debut on Sep 7 vs. WAS and went 2-for-2...hit .283 (15-for-53) in 19 games with Colorado.

**2004** Split the season between Class-A Visalia and Double-A Tulsa...led all Rockies farmhands in runs (118), triples (11) and walks (73)...named to the California League postseason All-Star Team.

**2003** Named Colorado's Minor League Player of the Year after leading the organization in RBI (98) and HR (29), which also led the South Atlantic League for Class-A Asheville...led all of minor league baseball in runs scored (110)...named a SAL postseason All-Star...also named a Class-A All-Star by *Baseball America* and *Topps* and to *BA's* All-Defensive team after finishing tied for first among SAL outfielders with 21 assists.

**PERSONAL** Is a 1999 graduate of Putnam City (Okla.) West High School, where he earned the Jim Thorpe/McDonald's All-State Outstanding Player Award as a senior...played one season at Oklahoma State University before transferring to Connors State (Okla.) Junior College.

## CAREER BATTING

| YEAR                       | CLUB             | AVG         | G          | AB          | R          | H          | 2B         | 3B        | HR         | RBI        | SH        | SF        | HB        | BB-1          | SO         | SB         | CS        | GDP       | SLG         | OBP         | E         |
|----------------------------|------------------|-------------|------------|-------------|------------|------------|------------|-----------|------------|------------|-----------|-----------|-----------|---------------|------------|------------|-----------|-----------|-------------|-------------|-----------|
| 2002                       | Tri-City         | .235        | 72         | 268         | 38         | 63         | 5          | 4         | 4          | 21         | 9         | 2         | 2         | 47-0          | 43         | 10         | 6         | 2         | .328        | .351        | 4         |
| 2003                       | Asheville        | .284        | 129        | 486         | 109        | 138        | 23         | 4         | 29         | 98         | 4         | 4         | 7         | 77-8          | 74         | 28         | 14        | 5         | .527        | .387        | 4         |
|                            | Visalia          | .000        | 1          | 5           | 1          | 0          | 0          | 0         | 0          | 0          | 0         | 0         | 0         | 0-0           | 0          | 0          | 0         | 0         | 0.000       | .000        | 0         |
| 2004                       | Visalia          | .347        | 75         | 314         | 79         | 109        | 18         | 9         | 13         | 44         | 2         | 2         | 2         | 38-3          | 33         | 17         | 2         | 4         | .586        | .419        | 1         |
|                            | Tulsa            | .223        | 58         | 224         | 39         | 50         | 13         | 2         | 1          | 17         | 7         | 2         | 2         | 35-0          | 31         | 10         | 3         | 1         | .313        | .331        | 3         |
| 2005                       | Tulsa            | .278        | 69         | 266         | 47         | 74         | 13         | 2         | 6          | 35         | 4         | 3         | 2         | 44-4          | 49         | 12         | 8         | 1         | .410        | .381        | 1         |
|                            | Colorado Springs | .263        | 59         | 236         | 42         | 62         | 17         | 3         | 6          | 26         | 3         | 1         | 0         | 32-0          | 58         | 5          | 2         | 1         | .436        | .349        | 0         |
| 2006                       | Colorado Springs | .265        | 85         | 328         | 62         | 87         | 14         | 7         | 9          | 39         | 3         | 2         | 2         | 46-1          | 64         | 12         | 5         | 0         | .433        | .357        | 5         |
|                            | Colorado         | .283        | 19         | 53          | 13         | 15         | 4          | 0         | 1          | 8          | 1         | 1         | 1         | 11-2          | 16         | 2          | 0         | 0         | .415        | .409        | 0         |
| 2007                       | Tucson           | .299        | 108        | 402         | 76         | 120        | 31         | 9         | 10         | 68         | 2         | 7         | 5         | 56-1          | 56         | 18         | 5         | 5         | .495        | .385        | 2         |
|                            | Arizona          | .277        | 38         | 94          | 13         | 26         | 6          | 1         | 1          | 10         | 0         | 0         | 0         | 9-0           | 19         | 2          | 0         | 1         | .394        | .340        | 0         |
| 2008                       | Arizona          | .211        | 90         | 128         | 17         | 27         | 5          | 3         | 2          | 12         | 1         | 0         | 2         | 21-1          | 41         | 0          | 2         | 2         | .344        | .331        | 0         |
|                            | Tucson           | .364        | 24         | 99          | 29         | 36         | 6          | 3         | 4          | 18         | 1         | 1         | 0         | 14-0          | 14         | 3          | 0         | 1         | .606        | .439        | 0         |
| 2009                       | Indianapolis     | .270        | 84         | 315         | 43         | 85         | 7          | 3         | 10         | 39         | 1         | 3         | 2         | 30-0          | 57         | 16         | 0         | 4         | .406        | .334        | 4         |
|                            | Pittsburgh       | .043        | 21         | 23          | 1          | 1          | 0          | 0         | 0          | 1          | 0         | 0         | 0         | 3-0           | 7          | 1          | 0         | 1         | .043        | .154        | 0         |
| 2010                       | Norfolk          | .252        | 117        | 436         | 59         | 110        | 14         | 1         | 16         | 55         | 0         | 6         | 2         | 48-2          | 82         | 26         | 3         | 5         | .399        | .325        | 1         |
| 2011                       | Colorado Springs | .234        | 30         | 64          | 19         | 15         | 2          | 0         | 3          | 9          | 1         | 0         | 1         | 16-0          | 14         | 8          | 0         | 1         | .406        | .395        | 0         |
|                            | Toledo           | .226        | 66         | 217         | 39         | 49         | 10         | 1         | 6          | 30         | 5         | 1         | 1         | 38-1          | 62         | 15         | 4         | 2         | .364        | .342        | 2         |
| <b>Minor League Totals</b> |                  | <b>.273</b> | <b>977</b> | <b>3660</b> | <b>682</b> | <b>998</b> | <b>173</b> | <b>48</b> | <b>117</b> | <b>499</b> | <b>42</b> | <b>34</b> | <b>28</b> | <b>521-20</b> | <b>637</b> | <b>180</b> | <b>52</b> | <b>32</b> | <b>.442</b> | <b>.365</b> | <b>23</b> |
| <b>Major League Totals</b> |                  | <b>.232</b> | <b>168</b> | <b>298</b>  | <b>44</b>  | <b>69</b>  | <b>15</b>  | <b>4</b>  | <b>4</b>   | <b>31</b>  | <b>2</b>  | <b>1</b>  | <b>3</b>  | <b>44-3</b>   | <b>83</b>  | <b>5</b>   | <b>2</b>  | <b>4</b>  | <b>.349</b> | <b>.335</b> | <b>0</b>  |





# ROMULO SANCHEZ 75 / RHP

Romulo (rahm-OO-loh) Ovideo Sanchez

**BATS** Right      **THROWS** Right      **HEIGHT** 6'5"      **WEIGHT** 270

**MAJOR LEAGUE SERVICE** 117 days  
**OPENING DAY AGE** 27  
**BORN** 4/28/84 in Carora, VEN  
**RESIDES** Carora, VEN

**ACQUIRED** Signed as a minor league free agent, 1/19/12  
**SIGNING SCOUT** Rene Gayo and Rodolfo Petit (Pirates)



**2011** Designated for assignment by the Yankees at the end of spring training and sold to the Tohoku Rakuten Golden Eagles of the Japan Pacific League where he posted a

4.96 ERA (16.1-IP, 9-ER) in 15 apps and was teammates with former Rays infielder Akinori Iwamura.

**2010** Made 2 scoreless relief apps (4.1-IP) over 2 stints with the Yankees (May 7-10 and Sep 17-Oct 3)...worked exclusively as a reliever from July 5 through the end of the season for Scranton/Wilkes-Barre, posting a 1.80 ERA (25-IP, 5-ER) in that span...as a reliever with SWB, went 7-1 with a 1.69 ERA compared to 3-7 with a 4.98 ERA as a starter.

**2009** Spent the year at the Triple-A level, combining to go 6-5 with a 4.09 ERA in 29 games (13 starts) with Indianapolis (Pirates) and SWB...was traded from the Pirates to the Yankees on May 16 for RHP Erick Hacker.

**2008** Made 10 relief apps, posting a 4.05 ERA (13.1-IP, 6-ER) with no decisions over three stints with the Pirates...earned his first ML save in his first outing of the season on July 1 at CIN...spent the majority of the season with Indianapolis.

**2007** Recalled by Pittsburgh on Aug 25 and made his ML debut the following night at Houston, tossing 0.2 scoreless innings of relief...led Pirates pitchers with 14 relief apps in September...held opponents scoreless in 9 of his first 11 outings...opened the year with Double-A Altoona...right-handers hit just .155 (18-for-116) against him.

**2006** Opened in Class-A Hickory, promoted to Class-A Lynchburg on July 13 and closed the season with Altoona after a promotion on Aug 6.

**2005** Played at three levels, combining to go 5-3 with a 4.15 ERA (73.2-IP, 34-ER) with the GCL Pirates, Hickory and Altoona.

**2004** Signed with the Pirates organization on May 7 after being released by the Dodgers on March 12...spent the entire season pitching for the VSL Pirates...tossed a 9-inning no-hitter on Aug 3 vs. Ciudad Alienza with 12 strikeouts in his final start of the season.

**2002** Opened his career in the Dodgers system, playing his first two seasons with the DSL Dodgers.

**PERSONAL** Was originally signed by the Dodgers as a non-drafted free agent on March 8, 2002.

## CAREER PITCHING

| YEAR                       | CLUB          | W         | L         | ERA         | G          | GS        | CG       | SHO      | SV        | IP           | H          | R          | ER         | HR        | HB        | BB-I         | SO         | WP        | BK       |
|----------------------------|---------------|-----------|-----------|-------------|------------|-----------|----------|----------|-----------|--------------|------------|------------|------------|-----------|-----------|--------------|------------|-----------|----------|
| 2002                       | DSL Dodgers   | 1         | 4         | 4.44        | 15         | 0         | 0        | 0        | 1         | 24.1         | 24         | 16         | 12         | 4         | 6         | 10-1         | 22         | 4         | 0        |
| 2003                       | DSL Dodgers   | 2         | 3         | 4.46        | 9          | 9         | 0        | 0        | 0         | 38.1         | 40         | 25         | 19         | 1         | 4         | 10-0         | 21         | 7         | 0        |
| 2004                       | VSL Pirates   | 4         | 2         | 1.03        | 21         | 2         | 1        | 1        | 6         | 43.2         | 33         | 9          | 5          | 0         | 7         | 7-1          | 49         | 3         | 0        |
| 2005                       | GCL Pirates   | 1         | 0         | 1.80        | 2          | 1         | 0        | 0        | 0         | 10.0         | 7          | 2          | 2          | 1         | 0         | 4-0          | 7          | 0         | 0        |
|                            | Altoona       | 1         | 0         | 3.60        | 2          | 2         | 0        | 0        | 0         | 10.0         | 11         | 4          | 4          | 2         | 0         | 4-0          | 5          | 1         | 0        |
|                            | Hickory       | 3         | 3         | 4.70        | 10         | 10        | 0        | 0        | 0         | 53.2         | 59         | 34         | 28         | 5         | 10        | 19-0         | 24         | 4         | 1        |
| 2006                       | Hickory       | 0         | 3         | 7.08        | 21         | 3         | 0        | 0        | 4         | 40.2         | 51         | 36         | 32         | 4         | 6         | 18-1         | 28         | 6         | 1        |
|                            | Lynchburg     | 0         | 0         | 1.04        | 8          | 0         | 0        | 0        | 1         | 8.2          | 7          | 1          | 1          | 0         | 1         | 4-1          | 6          | 0         | 0        |
|                            | Altoona       | 0         | 0         | 5.00        | 8          | 0         | 0        | 0        | 0         | 9.0          | 8          | 5          | 5          | 1         | 0         | 8-0          | 5          | 0         | 0        |
| 2007                       | Altoona       | 6         | 3         | 2.81        | 40         | 0         | 0        | 0        | 1         | 57.2         | 43         | 24         | 18         | 8         | 3         | 17-2         | 52         | 5         | 1        |
|                            | Pittsburgh    | 1         | 0         | 5.00        | 16         | 0         | 0        | 0        | 0         | 18.0         | 16         | 10         | 10         | 2         | 1         | 8-0          | 11         | 1         | 0        |
| 2008                       | Indianapolis  | 5         | 1         | 3.46        | 33         | 0         | 0        | 0        | 4         | 54.2         | 50         | 27         | 21         | 5         | 3         | 19-2         | 32         | 2         | 0        |
|                            | Pittsburgh    | 0         | 0         | 4.05        | 10         | 0         | 0        | 0        | 1         | 13.1         | 14         | 6          | 6          | 0         | 1         | 6-0          | 3          | 4         | 0        |
| 2009                       | Indianapolis  | 1         | 0         | 4.38        | 10         | 0         | 0        | 0        | 0         | 12.1         | 11         | 6          | 6          | 1         | 1         | 5-0          | 15         | 0         | 0        |
|                            | Scranton/W-B  | 5         | 5         | 4.04        | 19         | 13        | 0        | 0        | 0         | 64.2         | 66         | 31         | 29         | 3         | 5         | 34-1         | 64         | 8         | 2        |
| 2010                       | Scranton/W-B  | 10        | 8         | 3.97        | 31         | 14        | 0        | 0        | 0         | 104.1        | 88         | 50         | 46         | 8         | 1         | 59-0         | 96         | 6         | 1        |
|                            | New York-AL   | 0         | 0         | 0.00        | 2          | 0         | 0        | 0        | 0         | 4.1          | 1          | 0          | 0          | 0         | 0         | 3-0          | 5          | 0         | 0        |
| 2011                       | Rakuten (JPN) | 0         | 2         | 4.96        | 15         | 0         | 0        | 0        | 0         | 16.1         | 21         | 9          | 9          | 1         | 2         | 7-1          | 19         | 3         | 0        |
| <b>Minor League Totals</b> |               | <b>32</b> | <b>23</b> | <b>3.82</b> | <b>184</b> | <b>43</b> | <b>0</b> | <b>0</b> | <b>10</b> | <b>425.2</b> | <b>401</b> | <b>220</b> | <b>192</b> | <b>38</b> | <b>30</b> | <b>191-7</b> | <b>334</b> | <b>32</b> | <b>6</b> |
| <b>Major League Totals</b> |               | <b>1</b>  | <b>0</b>  | <b>4.04</b> | <b>28</b>  | <b>0</b>  | <b>0</b> | <b>0</b> | <b>1</b>  | <b>35.2</b>  | <b>31</b>  | <b>16</b>  | <b>16</b>  | <b>2</b>  | <b>2</b>  | <b>17-0</b>  | <b>19</b>  | <b>5</b>  | <b>0</b> |

ORGANIZATION COACHES & STAFF 40-MAN ROSTER NON-ROSTER INVITES RECORDS & HISTORY YEARLY SUMMARIES OPPONENTS MINOR LEAGUE OPERATIONS BROADCAST INFORMATION TROPICANA FIELD & MISC.  
 Romulo Sanchez

TB

## MARK THOMAS 74 / C

Mark Thomas



BATS Right

THROWS Right

HEIGHT 6'1"

WEIGHT 180

MAJOR LEAGUE SERVICE None

OPENING DAY AGE 23

BORN 5/5/88 in Atlanta, GA

RESIDES Big Canoe, GA

ACQUIRED Selected in the 22nd round of the 2006 June Draft

SIGNING SCOUT Milt Hill (Rays)

est teammate...ranked by *Baseball America* as the Best Defensive Catcher in the Rays farm system entering 2012.

**2010** Spent the majority of the season with Class-A Bowling Green, playing the final game of the season with Charlotte...hit .288 (44-for-153) with 5 of his 6 HR before the All-Star break.

**2009** Spent the majority of the season with Short-A Hudson Valley but had a 6-day stint (2 games played) with Charlotte as a fill-in catcher...

at Hudson Valley, threw out 16 of 39 attempted base stealers (41 percent).

**2008** Threw out 20 of 48 attempted base stealers (41.6 percent) for Hudson Valley.

**2007** Began his professional career with Rookie-level Princeton, batting .276 (29-for-105) with 5 HR and 24 RBI in only 33 games.

**PERSONAL** Was a draft-and-follow and signed after his freshman year at Young Harris (Ga.) Junior College...played for the Canberry Calvary of the Australian Baseball League during this past off-season...played "Circle of Life" from Disney's *The Lion King* as his at-bat intro music while with the Stone Crabs in 2011.

## CAREER BATTING

| YEAR                       | CLUB          | AVG         | G          | AB          | R          | H          | 2B        | 3B       | HR        | RBI        | SH       | SF        | HB        | BB-I         | SO         | SB        | CS        | GDP       | SLG         | OBP         | E         |
|----------------------------|---------------|-------------|------------|-------------|------------|------------|-----------|----------|-----------|------------|----------|-----------|-----------|--------------|------------|-----------|-----------|-----------|-------------|-------------|-----------|
| 2007                       | Princeton     | .276        | 33         | 105         | 16         | 29         | 12        | 0        | 5         | 24         | 1        | 2         | 3         | 7-0          | 28         | 2         | 3         | 2         | .533        | .333        | 9         |
| 2008                       | Hudson Valley | .234        | 52         | 158         | 17         | 37         | 7         | 2        | 3         | 12         | 1        | 1         | 1         | 9-0          | 43         | 1         | 1         | 4         | .361        | .278        | 4         |
| 2009                       | Charlotte     | .375        | 2          | 8           | 2          | 3          | 2         | 0        | 0         | 1          | 0        | 0         | 0         | 0-0          | 2          | 0         | 0         | 0         | .625        | .375        | 0         |
|                            | Hudson Valley | .268        | 60         | 205         | 18         | 55         | 10        | 1        | 4         | 29         | 0        | 1         | 4         | 24-2         | 44         | 3         | 3         | 3         | .385        | .355        | 5         |
| 2010                       | Bowling Green | .264        | 95         | 348         | 37         | 92         | 21        | 1        | 6         | 44         | 0        | 2         | 2         | 33-0         | 79         | 10        | 1         | 7         | .382        | .330        | 11        |
|                            | Charlotte     | .000        | 1          | 4           | 0          | 0          | 0         | 0        | 0         | 0          | 0        | 0         | 0         | 1-0          | 0          | 0         | 0         | 0         | .000        | .200        | 0         |
| 2011                       | Charlotte     | .237        | 116        | 422         | 45         | 100        | 25        | 1        | 13        | 64         | 6        | 8         | 5         | 36-4         | 94         | 6         | 3         | 11        | .393        | .299        | 12        |
| <b>Minor League Totals</b> |               | <b>.253</b> | <b>359</b> | <b>1250</b> | <b>135</b> | <b>316</b> | <b>77</b> | <b>5</b> | <b>31</b> | <b>174</b> | <b>8</b> | <b>14</b> | <b>15</b> | <b>110-6</b> | <b>290</b> | <b>22</b> | <b>11</b> | <b>27</b> | <b>.397</b> | <b>.317</b> | <b>41</b> |



DID YOU KNOW?

## YOUNGEST RAYS ALL-TIME, AT TIME OF DEBUT

| PLAYER         | AGE                          |
|----------------|------------------------------|
| B.J. Upton     | 19 years, 11 months, 10 days |
| Chad Gaudin    | 20 years, 4 months, 8 days   |
| Scott Kazmir   | 20 years, 7 months, 1 day    |
| Carl Crawford  | 20 years, 11 months, 15 days |
| Delmon Young   | 20 years, 11 months, 15 days |
| Rocco Baldelli | 21 years, 6 months, 6 days   |
| Seth McClung   | 22 years, 1 month, 24 days   |
| Matt Moore     | 22 years, 2 months, 27 days  |



# MATT TORRA 76 / RHP

Matthew Thomas Torra

**BATS** Right

**THROWS** Right

**HEIGHT** 6'3"

**WEIGHT** 225

**MAJOR LEAGUE SERVICE** None  
**OPENING DAY AGE** 27  
**BORN** 6/29/84 in Pittsfield, MA  
**RESIDES** Pittsfield, MA

**ACQUIRED** From the Arizona Diamondbacks in exchange for cash considerations, 7/1/11  
**SIGNING SCOUT** Matt Merullo (D-backs)



**2011** In 26 combined starts between Triple-A Reno (Diamondbacks) and Triple-A Durham, went 9-3 with a 5.07 ERA (147.1-IP, 83-ER)...won his first 4 decisions for Reno...

of the Month honors for August for the D-backs system, going 4-1 with a 3.00 ERA (33-IP, 11-ER) and 34 SO...went 10-3 after the All-Star break.

acquired by the Rays on July 1 and outrighted to Durham, where he went 5-1 with a 3.67 ERA (61.1-IP, 25-ER) in 11 starts...over his last 6 starts went 5-0 with a 1.95 ERA (37-IP, 8-ER).

**2006** Began the season on the disabled list recovering from right shoulder surgery...reinstated from the DL at Class-A South Bend on July 24 and did not allow more than 1 ER in any of his 7 starts.

**2010** Promoted to Reno after one start for Double-A Mobile...compiled a 6-game winning streak, spanning 8 games, from July 17-Aug 24.

**2005** Ranked by *Baseball America* as the No. 8 prospect in the Diamondbacks organization...worked only 10 innings in his first professional season with Short-A Yakima before being shut down with biceps tendinitis...following the season, on Sep 20, underwent surgery on his right labrum performed by Dr. Michael Lee in Phoenix.

**2009** Led the D-backs farm system and the Southern League with 180 IP...tossed 4 CG and 2 SHO...named a midseason All-Star for the Southern League...finished 2nd in the SL in strikeouts.

**PERSONAL** Drafted by Arizona in the first round (31st overall) of the 2005 June Draft...graduated from Pittsfield (Mass.) High School...played at the University of Massachusetts Amherst...led the nation with a 1.14 ERA and led the Atlantic 10 Conference with 111 SO as a junior in 2005...prior to the 2005 June Draft, was ranked by *BA* as possessing the 2nd-best command and the 5th-best fastball and breaking ball among collegiate pitchers.

**2008** Split the season between Double-A Mobile and Triple-A Tucson...went a combined 10-10 with a 3.78 ERA (157.1-IP, 66-ER) in 27 games (26 starts).

**2007** His 137 SO for Class-A Visalia ranked 2nd in the California League and his 12 wins tied for the most in the D-backs organization...earned Pitcher

## CAREER PITCHING

| YEAR                       | CLUB       | W         | L         | ERA         | G          | GS         | CG       | SHO      | SV       | IP           | H           | R          | ER         | HR         | HB        | BB-I         | SO         | WP        | BK       |
|----------------------------|------------|-----------|-----------|-------------|------------|------------|----------|----------|----------|--------------|-------------|------------|------------|------------|-----------|--------------|------------|-----------|----------|
| 2005                       | Yakima     | 0         | 1         | 1.80        | 5          | 2          | 0        | 0        | 0        | 10.0         | 11          | 3          | 2          | 1          | 0         | 4-0          | 10         | 0         | 0        |
| 2006                       | South Bend | 0         | 1         | 1.80        | 7          | 7          | 0        | 0        | 0        | 25.0         | 24          | 7          | 5          | 0          | 0         | 5-0          | 20         | 1         | 0        |
| 2007                       | Visalia    | 12        | 10        | 6.01        | 28         | 28         | 0        | 0        | 0        | 158.2        | 186         | 115        | 106        | 15         | 5         | 43-5         | 137        | 10        | 1        |
| 2008                       | Mobile     | 5         | 5         | 2.85        | 13         | 13         | 1        | 0        | 0        | 79.0         | 91          | 33         | 25         | 5          | 3         | 12-0         | 50         | 1         | 0        |
|                            | Tucson     | 5         | 5         | 4.71        | 14         | 13         | 0        | 0        | 0        | 78.1         | 97          | 49         | 41         | 13         | 3         | 19-0         | 46         | 2         | 0        |
| 2009                       | Mobile     | 10        | 13        | 3.75        | 28         | 28         | 4        | 2        | 0        | 180.0        | 192         | 91         | 75         | 24         | 3         | 28-1         | 116        | 4         | 1        |
| 2010                       | Mobile     | 0         | 0         | 0.00        | 1          | 1          | 0        | 0        | 0        | 5.0          | 6           | 0          | 0          | 0          | 0         | 2-0          | 4          | 1         | 0        |
|                            | Reno       | 11        | 7         | 4.55        | 27         | 27         | 1        | 0        | 0        | 178.0        | 224         | 97         | 90         | 22         | 6         | 34-0         | 99         | 4         | 0        |
| 2011                       | Reno       | 4         | 2         | 6.07        | 15         | 15         | 1        | 0        | 0        | 86.0         | 119         | 61         | 58         | 14         | 2         | 20-0         | 41         | 4         | 1        |
|                            | Durham     | 5         | 1         | 3.67        | 11         | 11         | 0        | 0        | 0        | 61.1         | 58          | 25         | 25         | 6          | 2         | 12-0         | 31         | 1         | 0        |
| <b>Minor League Totals</b> |            | <b>52</b> | <b>45</b> | <b>4.46</b> | <b>149</b> | <b>145</b> | <b>7</b> | <b>2</b> | <b>0</b> | <b>861.1</b> | <b>1008</b> | <b>481</b> | <b>427</b> | <b>100</b> | <b>24</b> | <b>179-6</b> | <b>554</b> | <b>28</b> | <b>3</b> |

# RECORDS & HISTORY

**James Shields** is the Rays all-time leader in wins, strikeouts, innings pitched, starts and quality starts. In 2011 he enjoyed his best campaign yet, setting single-season franchise bests in innings, complete games and shutouts. He cut down his ERA from 5.18 to 2.82—one of the largest drops in major league history—and finished third in the AL Cy Young balloting.

PHOTOGRAPH BY  
**SKIP MILOS**





**GENERAL**

**Most Wins, Season**

97 2008

**Most Losses, Season**

106 2002

**Most Home Wins, Season**

57 2008

**Most Home Losses, Season**

51 2002

**Most Road Wins, Season**

47 2010

**Most Road Losses, Season**

61 2006

**Most Wins, Before All-Star Break**

55 2008

**Most Wins, After All-Star Break**

42 2008, 2010, 2011

**Most Series Victories**

34 2008

**Most Series Sweeps**

10 2008, 2010

**Most Home Series Sweeps**

8 2008

**Most Road Series Sweeps**

4 2010

**Most Days in First Place**

113 2008

**Most Days Over .500**

180 2010

**Most Games Over .500**

34 (96-62) 9/24/08

**Most Walk-Off Wins**

13 2011

**Most Wins, Month**

21 August 2008

20 June 2004

**Longest Win Streak**

12 6/9/04 thru 6/22/04

7 7/24/10 thru 7/30/10

4/12/10 thru 4/19/10

6/24/09 thru 6/30/09

6/29/08 thru 7/6/08

7/3/10 thru 7/8/10

5/15/10 thru 5/20/10

6/10/09 thru 6/16/09

5/8/08 thru 5/13/08

4/22/08 thru 4/27/08

7/28/05 thru 8/3/05

9/24/00 thru 9/29/00

7/26/00 thru 8/1/00

4/18/99 thru 4/23/99

**Longest Home Win Streak**

11 4/22/08 thru 5/13/08

9 6/24/09 thru 7/10/09

7 8/8/11 thru 8/21/11

7/10/10 thru 7/30/10

6/9/04 thru 6/26/04

**Longest Road Win Streak**

8 4/23/11 thru 5/8/11

9/27/09 thru 4/19/10

7 6/15/04 thru 6/22/04

6 4/21/10 thru 5/7/10

6/19/99 thru 7/2/99

**Longest Loss Streak**

15 4/25/02 thru 5/10/02

12 8/27/04 thru 9/10/04

11 9/3/09 thru 9/13/09

6/25/07 thru 7/5/07

6/30/98 thru 7/13/98

10 6/28/05 thru 7/8/05

9/9/00 thru 9/20/00

**Longest Home Loss Streak**

11 5/22/99 thru 6/24/99

9 4/25/02 thru 5/10/02

8 9/1/00 thru 9/20/00

6/30/98 thru 7/13/98

4/14/98 thru 5/9/98

**Longest Road Loss Streak**

13 6/13/02 thru 7/20/02

12 7/30/06 thru 8/30/06

10 7/1/06 thru 7/28/06

9 6/19/07 thru 7/5/07

7/8/04 thru 7/25/04

**Largest Margin of Victory**

15 vs. BAL, 9/5/07 (17-2)

13 at FLA, 5/22/09 (15-2)

vs. BOS, 4/30/09 (13-0)

at NYY, 7/29/06 (19-6)

at TEX, 9/19/99 (15-2)

**Largest Margin of Defeat**

18 at BOS, 7/23/02, G1 (22-4)

**Largest Deficit Overcome in Victory**

8 at TOR, 7/25/09

(trailed 9-1, won 10-9)

7 vs. NYY, 9/28/11

(trailed 7-0, won 8-7)

vs. CLE, 5/15/09

(trailed 7-0, won 8-7)

6 at BAL, 9/24/08

(trailed 6-0, won 11-6)

at TOR, 4/7/06

(trailed 6-0, won 9-7)

vs. BAL, 4/8/03

(trailed 6-0, won 8-7)

vs. BAL, 8/22/01

(trailed 7-1, won 11-10)

vs. MIN, 4/13/98

(trailed 6-0, won 13-12)

**Largest Deficit Overcome in Victory, 9th Inning**

4 at BOS, 7/23/02

(trailed 4-0, won 5-4)

**Largest Blown Lead in Defeat**

10 at CLE, 5/25/09

(led 10-0, lost 11-10)

8 at NYY, 6/21/05

(led 10-2, lost 20-11)

at CLE, 5/7/99

(led 10-2, lost 20-11)

**Largest Blown Lead in Defeat, Home Game**

6 vs. BAL, 4/16/07

(led 6-0 & 7-1, lost 9-7)

**Largest Blown Lead in Defeat, 9th Inning**

5 at TOR, 6/5/07

(led 11-6, lost 12-11)

**Largest Shutout Win**

13-0 vs. BOS, 4/30/09

12-0 at TOR, 8/28/11

at CWS, 4/21/10

**Largest Shutout Defeat**

0-14 vs. TOR, 7/1/04

0-13 at NYY, 5/16/02

**Most Wins vs. One Club, Season**

15 vs. BAL, 2008

14 vs. TOR, 2009

12 vs. BOS, 2011

vs. TOR, 2011

ORGANIZATION COACHES & STAFF 40+ MAN ROSTER NON-ROSTER INVITES RECORDS & HISTORY Yearly Summaries Opponents Minor League Operations Broadcast Information Tropicana Field & Misc. Team Records

## GENERAL

**Most Losses vs. One Club, Season**

16 vs. BOS, 2002

**Most Innings, Game**16 vs. BOS, 7/17/11 (lost 1-0)  
vs. BOS, 4/1/03 (lost 9-8)**Most Innings, Road Game**14 at BOS, 9/10/08 (won 4-2)  
at FLA, 6/14/02 (won 4-3)**Most Players Used, Season**

52 2000

**Most Pitchers Used, Season**

25 2006

**Most Players Used, Game**22 at KC, 10/3/10 (12 inn.)  
at DET, 9/28/08 (11 inn.)21 vs. BOS, 7/17/11 (16 inn.)  
at FLA, 6/19/10 (11 inn.)  
at BOS, 9/10/08 (14 inn.)20 at BOS, 9/7/10  
vs. OAK, 9/15/00  
at NYY, 9/27/98  
vs. MIN, 4/13/98 (11 inn.)**Most Players Used, Game, Both Teams**

42 at FLA, 6/19/10 (11 inn.)

41 at BOS, 9/10/08 (14 inn.)

vs. OAK, 9/15/00

40 at BOS, 9/7/10

vs. NYY, 10/4/09

**Most Rookies Used, Season**

16 2001, 2011

**Most All-Stars, Season**

5 2009

**Most Interleague Wins**

15 2004

**Most Interleague Losses**

15 2003, 2005

**Longest Time, Game**

5:44 vs. BOS, 7/17/11 (16 inn.)

5:16 vs. BAL, 8/4/00 (15 inn.)

5:15 vs. BOS, 4/1/03 (16 inn.)

5:02 at BOS, 9/10/08 (14 inn.)

4:57 vs. BOS, 8/4/09 (13 inn.)

4:54 vs. NYY, 9/28/11 (12 inn.)

vs. MIN, 4/13/98 (14 inn.)

**Longest Time, 9-Inning Game**

4:15 vs. OAK, 5/31/02

4:06 at TEX, 6/6/10

4:05 vs. TOR, 7/8/09

**Shortest Time, Game**

1:19 at FLA, 6/21/03 (5 inn.)

1:53 vs. KC 8/9/11

1:54 at HOU, 6/8/03

2:01 at LAA, 6/10/08

at OAK, 8/13/06

2:02 vs. CWS, 4/19/08

2:03 at CWS, 7/23/09

vs. TOR, 9/11/03

at ATL, 7/17/01

## TEAM BATTING › SINGLE GAME

**Most Runs, Game**

19 at NYY, 7/29/06

at TOR, 6/24/04

17 vs. BAL, 9/5/07

16 at BOS, 4/11/11

15 at NYY, 9/22/11

at MIN, 4/28/11

at FLA, 5/22/09

vs. NYY, 4/13/09

at FLA, 6/25/08

at BAL, 8/28/07

at BOS, 7/24/03

vs. TEX, 7/20/03

at NYM, 6/4/00

at TEX, 9/19/99

at SEA, 5/30/99

**Most Runs, Game, Opponent**

22 at BOS, 7/23/02, G1

21 at NYY, 7/22/07

20 vs. NYY, 6/21/05

vs. TOR, 6/25/02

at CLE, 5/7/99

**Most Runs, Game, Both Clubs**

32 TB (19) at TOR (13), 6/24/04

**Most Runs, Home Game, Both Clubs**

31 TOR (20) at TB (11), 6/25/02

**Most Runs, Consecutive Games**

27 at NYY, 7/21/06 thru 7/22/06

**Most Runs, Three Consecutive Games**

34 vs. BAL 8/29/08 thru 8/31/08

**Most Runs Allowed, Consecutive Games**

38 at NYY, 7/21/07 thru 7/22/07

**Most Runs, Loss**

11 at TOR, 8/7/10 (17-11)

at TOR, 6/5/07 (12-11)

at NYY, 6/21/05 (20-11)

vs. TOR, 6/25/02 (20-11)

at CLE, 5/7/99 (20-11)

**Most Runs, Inning**

11 at BAL, 8/28/07 (8th inn.)

vs. SEA, 5/28/00 (8th inn.)

10 at FLA, 6/25/08 (5th inn.)

vs. BAL, 7/22/06 (5th inn.)

vs. OAK, 5/25/05 (1st inn.)

**Most Runs, First Inning**

10 vs. OAK, 5/25/05

**Most Runs, Ninth Inning**

7 at BAL, 7/7/04

**Most Runs, Series (4 GAMES)**

35 vs. OAK, 8/23/07 thru 8/26/07

**Most Runs, Series (3 GAMES)**

34 vs. BAL, 8/29/08 thru 8/31/08

30 vs. BAL, 9/3/07 thru 9/5/07

29 at MIN, 4/27/11 thru 4/28/11

at FLA, 5/22/09 thru 5/24/09

vs. BAL, 7/21/06 thru 7/23/06

28 at BAL, 8/28/07 thru 8/30/07

**Most Runs, Inning, Opponent**

13 at NYY, 6/21/05 (8th inn.)

at NYY, 4/18/05 (2nd inn.)

**Most Runs, First Inning, Opponent**

9 at NYY, 9/12/06

**Most Runs, Ninth Inning, Opponent**

9 vs. TOR, 6/2/06

**Most Runs, Inning, Opponent, Tropicana Field**

10 vs. TOR, 8/31/10 (6th inn.)

vs. NYY, 10/4/09 (6th inn.)

vs. LAA, 7/26/06 (2nd inn.)

**Highest Scoring Series, Both Clubs**

75 at NYY, 7/20/07 thru 7/22/07

(4 games)

TEAM BATTING › SINGLE GAME

**Most Hits, Game**

|    |                  |
|----|------------------|
| 24 | at TOR, 6/24/04  |
| 22 | vs. BAL, 9/5/07  |
| 21 | at BOS, 7/24/03  |
| 20 | vs. OAK, 8/25/07 |
|    | vs. BAL, 8/22/01 |
|    | vs. SEA, 5/28/00 |

**Most Hits, Loss**

|    |                           |
|----|---------------------------|
| 19 | vs. BOS, 4/1/03 (16 inn.) |
| 18 | at STL, 5/17/08 (10 inn.) |
|    | at BOS, 9/11/07           |
|    | at NYY, 6/21/05           |

**Most Hits, Consecutive Games**

|    |                               |
|----|-------------------------------|
| 36 | vs. OAK, 5/30/02 thru 5/31/02 |
|----|-------------------------------|

**Most Hits, Game, All Extra-Base Hits**

|   |                  |
|---|------------------|
| 5 | vs. SEA, 5/16/10 |
|   | vs. NYY, 6/23/03 |
|   | vs. ATL, 7/16/00 |

**Most Hits, Game, Opponent**

|    |                            |
|----|----------------------------|
| 25 | at NYY, 7/22/07            |
| 23 | at NYY, 6/21/05            |
| 22 | vs. DET, 5/29/07           |
|    | vs. BAL, 7/22/06           |
|    | vs. PHI, 7/19/99           |
|    | vs. MIN, 4/13/98 (14 inn.) |

**Most Hits, Inning**

|    |                             |
|----|-----------------------------|
| 10 | vs. BAL, 7/22/06 (5th inn.) |
|    | vs. SEA, 5/28/00 (8th inn.) |

**Most Consecutive Innings with a Hit**

|    |                                    |
|----|------------------------------------|
| 18 | vs. BAL, 8/4/07 thru 8/5/07        |
| 16 | vs. NYY, LAA, 7/14/07 thru 7/17/07 |

**Most Hits, Inning, Opponent**

|    |                            |
|----|----------------------------|
| 12 | at NYY, 6/21/05 (8th inn.) |
|----|----------------------------|

**Most Consecutive Hits**

|   |                                   |
|---|-----------------------------------|
| 8 | vs. OAK, 5/31/02 (all with 2 out) |
|---|-----------------------------------|

**Most Consecutive Hits, Opponent**

|   |                  |
|---|------------------|
| 8 | vs. NYY, 8/8/01  |
|   | vs. BOS, 4/18/01 |

**Most Hits, Game, Both Clubs**

|    |  |
|----|--|
| 41 | TB (18) at NYY (23), 6/21/05           |
|    | MIN (22) at TB (19), 4/13/98 (14 inn.) |
| 39 | BAL (22) at TB (17), 7/22/06           |
|    | TB (24) at TOR (15), 6/24/04           |
| 38 | TB (18) at BOS (20), 9/11/07           |

**Fewest Runs, Consecutive Games**

|   |                      |
|---|----------------------|
| 0 | 9/7/08 thru 9/8/08   |
|   | 4/28/04 thru 4/29/04 |
|   | 5/25/02 thru 5/26/02 |
|   | 4/5/02 thru 4/6/02   |
|   | 9/9/00 thru 9/10/00  |

**Fewest Hits, Game**

|   |                  |
|---|------------------|
| 0 | vs. ARI, 6/25/10 |
|   | at OAK, 5/9/10   |
|   | at CWS, 7/23/09  |
|   | at BOS, 4/27/02  |
| 1 | vs. BOS, 6/15/11 |
|   | at SEA, 7/30/11  |
|   | at TOR, 8/8/10   |
|   | at CLE, 7/23/10  |
|   | vs. BOS, 5/25/10 |
|   | at CWS, 8/3/01   |
|   | at FLA, 6/16/01  |
|   | vs. BOS, 8/29/00 |

**Fewest Hits, Game, Both Clubs**

|   |                  |
|---|------------------|
| 3 | vs. DET, 7/26/10 |
| 5 | vs. BOS, 6/15/11 |
|   | vs. BOS, 5/25/10 |
|   | vs. FLA, 6/26/05 |
|   | vs. FLA, 6/25/04 |
|   | vs. NYY, 10/7/01 |
|   | vs. BAL, 4/22/99 |

**Most Consecutive Scoreless Innings**

|    |                    |
|----|--------------------|
| 26 | 4/4/02 thru 4/7/02 |
|----|--------------------|

**Largest Margin, Outhit**

|           |                  |
|-----------|------------------|
| 18 (22-4) | vs. DET, 5/29/07 |
|-----------|------------------|

**Most Extra-Base Hits, Game**

|    |                  |
|----|------------------|
| 12 | at COL, 6/16/09  |
| 10 | vs. OAK, 8/25/07 |
|    | at NYY, 7/29/06  |
|    | at SEA, 5/30/99  |

**Most Extra-Base Hits, Game, Opponent**

|    |                     |
|----|---------------------|
| 12 | at TOR, 8/7/10      |
|    | at BOS, 7/23/02, G1 |

**Most Extra-Base Hits, Game, Both Clubs**

|    |                 |
|----|-----------------|
| 18 | at HOU, 6/26/11 |
| 16 | at TOR, 8/7/10  |
|    | at NYY, 6/21/05 |

**Most Extra-Base Hits, Inning**

|   |                             |
|---|-----------------------------|
| 6 | vs. BAL, 7/22/06 (5th inn.) |
|   | vs. OAK, 5/25/05 (1st inn.) |

**Most Extra-Base Hits, Inning, Opponent**

|   |                     |
|---|---------------------|
| 6 | vs. TOR, 8/31/10    |
|   | at NYY, 6/21/05     |
|   | at BOS, 7/23/02, G1 |

**Most Total Bases, Game**

|    |                 |
|----|-----------------|
| 41 | at COL, 6/16/09 |
|    | vs. BAL, 9/5/07 |
| 38 | at KC, 6/11/06  |
| 37 | at TOR, 6/24/04 |

**Most Total Bases, Game, Opponent**

|    |                 |
|----|-----------------|
| 49 | at NYY, 7/22/07 |
|----|-----------------|

**Most Singles, Game**

|    |                 |
|----|-----------------|
| 17 | at TOR, 6/24/04 |
|    | at OAK, 7/8/03  |

**Most Singles, Game, Opponent**

|    |                  |
|----|------------------|
| 18 | vs. BAL, 7/22/06 |
|    | vs. NYY, 9/13/05 |

**Most Doubles, Game**

|   |                  |
|---|------------------|
| 8 | vs. NYY, 7/19/04 |
|---|------------------|

**Most Doubles, Game, Opponent**

|   |                     |
|---|---------------------|
| 8 | at NYY, 7/21/07, G2 |
|---|---------------------|

**Most Triples, Game**

|   |                 |
|---|-----------------|
| 3 | vs. KC, 7/31/09 |
|   | vs. KC, 7/30/05 |
|   | at SD, 6/16/04  |

**Most Triples, Game, Opponent**

|   |                 |
|---|-----------------|
| 3 | vs. NYY, 4/5/03 |
|---|-----------------|

**Most Home Runs, Game**

|   |                |
|---|----------------|
| 6 | at NYY, 5/7/09 |
|   | at KC, 6/11/06 |
|   | at KC, 8/10/02 |

**Most Home Runs, Game, Opponent**

|   |                |
|---|----------------|
| 8 | at TOR, 8/7/10 |
|---|----------------|

**Most Home Runs, Game, Both Clubs**

|   |                             |
|---|-----------------------------|
| 9 | TB (1) at TOR (8), 8/7/10   |
|   | TB (3) vs. BOS (6), 9/15/08 |
|   | TB (3) at NYY (6), 6/21/05  |

**Most Home Runs, Home Game**

|   |                            |
|---|----------------------------|
| 5 | vs. MIN, 9/18/08           |
|   | vs. BAL, 9/5/07            |
|   | vs. ANA, 4/22/00 (10 inn.) |

**Most Home Runs, Home Game, Opponent**

|   |              |
|---|--------------|
| 6 | BOS, 9/15/08 |
|   | ANA, 4/21/00 |
|   | SEA, 4/24/99 |
|   | SEA, 5/31/98 |

ORGANIZATION  
COACHES & STAFF  
40-MAN ROSTER  
NON-ROSTER INVITES  
RECORDS & HISTORY  
Team Records  
YEARLY SUMMARIES  
OPPONENTS  
MINOR LEAGUE OPERATIONS  
BROADCAST INFORMATION  
TROPICANA FIELD & MISC.

## TEAM BATTING › SINGLE GAME

**Most Home Runs, Inning**

|   |  |
|---|--|
| 3 | at NYY, 8/12/11<br>(Kotchman, Shoppach, Damon)<br>at TEX, 8/15/08<br>(Peña, Hinske, Gross)<br>vs. CLE, 8/5/08<br>(Longoria, Floyd, Navarro)<br>at LAA, 6/9/08<br>(Longoria, Aybar, Navarro)<br>vs. NYY, 4/14/08<br>(Crawford, Upton, Longoria)<br>vs. BAL, 9/5/07<br>(Young, Harris, Peña)<br>vs. BOS, 7/29/07<br>(Navarro, Upton, Peña)<br>vs. BAL, 7/22/06<br>(Lugo, Branyan, Lugo)<br>at FLA, 6/27/06<br>(Huff, Norton, Branyan)<br>vs. TOR, 6/4/06<br>(Hall, Branyan, Hollins)<br>vs. LAA, 8/26/05<br>(Cantu, Lee, Gomes)<br>at BOS, 8/9/04<br>(Martinez, Hall, Lugo)<br>vs. TEX, 7/20/03<br>(Huff, Baldelli, Martin)<br>at BAL, 8/19/02<br>(Grieve, Gomez, Cox) |
|---|--|

**Most Home Runs, Inning, Opponent**

|   |   |
|---|---|
| 4 | at CWS, 8/27/07<br>at NYY, 6/21/05<br>at BOS, 7/23/02, G1<br>at OAK, 8/1/99 |
|---|---|

**Most Consecutive Home Runs**

|   |  |
|---|--|
| 3 | at LAA, 6/9/08<br>(Longoria, Aybar, Navarro) |
|---|--|

**Most Consecutive Home Runs, Opponent**

|   |  |
|---|--|
| 3 | at BAL, 7/20/10<br>(Scott, Wigginton, Jones)<br>at CWS, 8/27/07<br>(Pierzynski, Dye, Uribe)<br>at NYY, 6/21/05<br>(Sheffield, Rodriguez, Matsui)<br>at COL, 6/22/02<br>(Butler, Walker, Helton)<br>at ANA, 7/26/01<br>(Glaus, Erstad, Anderson)<br>at TEX, 5/19/99<br>(Rodriguez, Palmeiro, Zeile) |
|---|--|

**Most Consecutive Home Runs, Leading off Game**

|    |  |
|----|--|
| 2* | vs. TOR, 6/15/98<br>(McCracken, Boggs) |
|----|--|

**Most Consecutive Games with a HR**

|    |  |
|----|--|
| 15 | 7/25/09 thru 8/10/09   |
| 13 | 10/1/06 thru 4/15/07   |
| 12 | 5/24/09 thru 6/6/09<br>6/14/07 thru 6/26/07<br>4/2/07 thru 4/15/07 |

**Most Consecutive Games with a HR, Start of Season**

|    |                     |
|----|---------------------|
| 12 | 4/2/07 thru 4/15/07 |
|----|---------------------|

**Most Consecutive Games without a HR**

|   |                      |
|---|----------------------|
| 8 | 8/10/07 thru 8/18/07 |
|---|----------------------|

**Most Stolen Bases, Game**

|   |                                    |
|---|------------------------------------|
| 8 | vs. BOS, 5/3/09<br>at BOS, 9/16/11 |
| 7 | at NYY, 5/19/10<br>at TOR, 5/24/06 |
| 6 | vs. BAL, 8/13/03 (10 inn.)         |

**Most Stolen Bases, Game, Opponent**

|   |  |
|---|--|
| 7 | vs. OAK 8/6/11   |
| 5 | vs. TEX, 6/1/11<br>vs. BOS, 5/4/08<br>vs. SEA, 9/3/06<br>at NYY, 4/26/06<br>at KC, 4/26/00<br>vs. NYM, 7/16/99 |

**Most Consecutive Stolen Bases**

|    |  |
|----|--|
| 21 | 7/1/10 thru 7/23/10<br>6/1/07 thru 6/30/07 |
| 20 | 5/1/09 thru 5/9/09<br>9/22/08 thru 4/14/09 |

**Most Consecutive Games with a Stolen Base**

|    |                      |
|----|----------------------|
| 19 | 4/28/09 thru 5/17/09 |
| 11 | 7/17/10 thru 7/28/10 |

**Most Times Caught Stealing, Game**

|   |                  |
|---|------------------|
| 4 | vs. TOR, 4/25/10 |
|---|------------------|

**Most Walks Received, Game**

|    |  |
|----|--|
| 12 | at FLA, 6/19/10 (11 inn.)  |
| 11 | vs. ARI, 6/26/10<br>vs. NYY, 9/5/07 (10 inn.)<br>vs. BAL, 4/12/06<br>at BAL, 7/7/04<br>at TOR, 6/24/04<br>vs. NYY, 6/30/00 |

**Most Walks Received, Game, Both Clubs**

|    |  |
|----|--|
| 19 | TB (9) at CLE (10), 5/25/09<br>TB (5) at NYY (14), 4/26/06<br>(10 inn.)  |
| 18 | TB (12) at FLA (6), 6/19/10<br>(11 inn.)<br>TB (7) at FLA (11), 6/8/07<br>BOS (9) vs. TB (9), 4/1/03<br>(16 inn.)<br>TB (8) at PHI (10), 6/5/00<br>(12 inn.) |

**Most Consecutive Batters Reached Base**

|    |                  |
|----|------------------|
| 10 | vs. OAK, 5/31/02 |
|----|------------------|

**Most Consecutive Reached Base & Scored**

|   |                 |
|---|-----------------|
| 9 | at FLA, 6/25/08 |
|---|-----------------|

**Most Walks Received, Inning**

|   |                                  |
|---|----------------------------------|
| 5 | (8x), last at DET, 8/10/10 (9th) |
|---|----------------------------------|

**Most Strikeouts, Game (BY RAYS HITTERS)**

|    |   |
|----|---|
| 17 | at TOR, 8/8/10<br>at DET, 6/14/06 (12 inn.)<br>at BOS, 4/8/01<br>at BOS, 5/6/00 |
|----|---|

**Most Strikeouts, Home Game (BY RAYS HITTERS)**

|    |   |
|----|---|
| 16 | vs. BOS, 8/4/09 (13 inn.)   |
| 15 | vs. TEX, 8/23/09<br>vs. BOS, 4/27/08<br>vs. BOS, 4/1/03<br>vs. BOS, 4/19/01 |

**Most Strikeouts, Game, Both Clubs, Hitters**

|    |   |
|----|---|
| 30 | BOS (17) at TB (13),<br>9/21/07   |
| 29 | BOS (16) vs. TB (13),<br>7/17/11 (16 inn.)                              |
| 28 | TB (13) at KC (15),<br>10/3/10 (12 inn.)<br>TB (17) at BOS (11), 5/6/00 |

**Most Strikeouts, Consecutive Games**

|    |  |
|----|--|
| 29 | 4/7/01 thru 4/8/01   |
| 28 | 8/3/09 thru 8/4/09<br>9/19/07 thru 9/21/07<br>9/18/07 thru 9/19/07<br>5/11/01 thru 5/12/01 |
| 26 | 6/13/06 thru 6/14/06<br>5/23/98 thru 5/24/98   |

**Most Left on Base, Game**

|    |   |
|----|---|
| 21 | vs. BOS, 4/1/03 (16 inn.)   |
| 18 | vs. OAK, 5/30/02 (13 inn.)  |
| 16 | at BAL, 8/29/07 (12 inn.)<br>vs. BAL, 7/29/02<br>vs. NYY, 6/30/00 |



TEAM BATTING › SINGLE GAME

**Most Left on Base, Game, Opponent**

|    |                           |
|----|---------------------------|
| 18 | at NYY, 9/20/11           |
| 17 | vs. CWS, 8/2/02 (12 inn.) |
| 16 | at BOS, 9/10/08 (14 inn.) |
|    | at STL, 5/18/08           |
|    | at NYY, 4/26/06 (10 inn.) |

**Fewest Left on Base, Game**

|   |                  |
|---|------------------|
| 0 | at OAK, 5/9/10   |
|   | at CWS, 7/23/09  |
|   | vs. TOR, 5/13/06 |
|   | at BAL, 8/11/05  |

**Most Left on Base, Game, Both Clubs**

|    |   |
|----|---|
| 34 | BOS (13) at TB (21),<br>4/1/03 (16 inn.)  |
| 29 | TB (13) at BOS (16),<br>9/10/08 (14 inn.) |
| 27 | TB (9) at NYY (18), 9/20/11               |
| 26 | TB (13) at BOS (13), 9/17/03              |
|    | SEA (12) at TB (14),<br>9/2/03 (11 inn.)  |
|    | FLA (12) at TB (14),<br>6/22/98 (14 inn.) |

TEAM PITCHING › SINGLE GAME

**Most Walks Issued, Game**

|    |                            |
|----|----------------------------|
| 14 | vs. NYY, 4/26/06 (10 inn.) |
| 12 | vs. BOS, 7/17/11 (16 inn.) |
|    | at BAL, 6/4/04 (11 inn.)   |
|    | at CLE, 5/15/04            |
|    | vs. NYY, 6/25/03           |

**Most Walks Issued, Inning**

|   |                                   |
|---|-----------------------------------|
| 5 | (13x), last at CLE, 5/25/09 (9th) |
|   | vs. BOS, 4/24/05 (8th)            |

**Most Consecutive Walks Issued**

|   |               |
|---|---------------|
| 5 | at KC, 7/7/07 |
|---|---------------|

**Most Strikeouts, Game**

|    |                            |
|----|----------------------------|
| 18 | at TOR 8/28/11             |
| 17 | vs. BOS, 9/21/07           |
|    | vs. OAK, 9/12/99           |
| 16 | vs. BOS, 7/17/11 (16 inn.) |
| 15 | vs. LAA, 4/6/11            |
|    | at KC, 10/3/10 (12 inn.)   |
|    | vs. MIN, 5/30/09           |
|    | vs. CWS, 6/25/07           |
|    | vs. BOS, 5/20/04           |
|    | at NYY, 9/22/01            |
|    | at PHI, 6/5/00 (12 inn.)   |

**Most Strikeouts, Consecutive Games**

|    |                      |
|----|----------------------|
| 28 | 7/16/11 thru 7/17/11 |
|    | 6/28/11 thru 6/29/11 |
| 27 | 9/19/07 thru 9/21/07 |
|    | 8/25/07 thru 8/26/07 |

**Most Double Plays, Rays Hitters**

|   |                     |
|---|---------------------|
| 6 | at NYY, 6/17/03, G1 |
|---|---------------------|

**Most Grounded into Double Plays**

|    |                     |
|----|---------------------|
| 6* | at NYY, 6/17/03, G1 |
|----|---------------------|

**Most Sacrifice Bunts, Game**

|   |                 |
|---|-----------------|
| 4 | at TOR, 7/21/02 |
|---|-----------------|

**Most Sacrifice Flies, Game**

|   |                  |
|---|------------------|
| 3 | at NYY, 9/22/11  |
|   | vs. KC, 7/4/08   |
|   | vs. TEX, 8/22/06 |

**Most Hit Batters, Game**

|   |                  |
|---|------------------|
| 4 | at KC, 7/24/11   |
|   | vs. NYY, 8/15/05 |
|   | at TOR, 6/6/01   |
|   | vs. ANA, 5/22/99 |

**Fewest Strikeouts, Game**

|   |                           |
|---|---------------------------|
| 0 | (8x), last at CWS, 4/8/11 |
|---|---------------------------|

**Fewest Hits Allowed**

|   |                  |
|---|------------------|
| 0 | vs. DET, 7/26/10 |
| 1 | vs. BOS, 4/30/09 |
|   | at FLA, 6/26/08  |
|   | vs. LAA, 5/9/08  |
|   | vs. PIT, 6/13/03 |
|   | at DET, 5/2/03   |
|   | at DET, 8/18/99  |
|   | vs. BAL, 4/22/99 |

**Fewest Runs Allowed, Consecutive Games**

|   |                      |
|---|----------------------|
| 0 | 5/9/08 thru 5/10/08  |
|   | 9/3/03 thru 9/4/03   |
|   | 5/19/02 thru 5/21/02 |
|   | 9/23/01 thru 9/25/01 |

**Most Consecutive Innings Pitched without Allowing a Home Run**

|      |                      |
|------|----------------------|
| 59.1 | 6/10/06 thru 6/17/06 |
|------|----------------------|

**Most Hit Batters, Game**

|   |                  |
|---|------------------|
| 4 | vs. TEX, 7/19/03 |
|   | at CHC, 6/3/03   |
|   | vs. BAL, 5/10/01 |
|   | vs. ANA, 4/24/98 |

**Most Pitches, Game**

|     |                           |
|-----|---------------------------|
| 285 | vs. BOS, 4/1/03 (16 inn.) |
|-----|---------------------------|

**Most Pitches, 9-Inning Game**

|     |                 |
|-----|-----------------|
| 233 | vs. NYY, 8/8/01 |
|-----|-----------------|

**Most Plate Appearances, Inning**

|    |                             |
|----|-----------------------------|
| 16 | vs. SEA, 5/28/00 (8th inn.) |
| 15 | at BAL, 8/28/07 (8th inn.)  |
| 14 | at CWS, 8/23/08 (8th inn.)  |
|    | at FLA, 6/25/08 (5th inn.)  |
|    | vs. BAL, 7/22/06 (5th inn.) |
|    | at SEA, 5/30/99 (4th inn.)  |

**Most Pinch-Hitters, Inning**

|                 |                               |
|-----------------|-------------------------------|
| 5 (consecutive) | at PHI,<br>6/18/06 (8th inn.) |
|-----------------|-------------------------------|

**Most Times Batted Around, Game**

|   |                         |
|---|-------------------------|
| 3 | at TOR, 6/24/04         |
|   | (4th, 6th and 8th inn.) |
| 2 | (18x), last:            |
|   | at TOR, 9/11/10         |
|   | (4th and 5th inn.)      |
|   | last at home:           |
|   | vs. KC, 4/29/10         |
|   | (2nd and 3rd inn.)      |

**Most Pitchers Used, Game**

|   |                            |
|---|----------------------------|
| 9 | vs. BOS, 7/17/11           |
|   | at FLA, 6/19/10 (11 inn.)  |
| 8 | vs. NYY, 9/28/11 (12 inn.) |
|   | vs. BOS, 9/10/11 (11 inn.) |
|   | at KC, 10/3/10 (12 inn.)   |
|   | at KC, 10/2/10             |
|   | at NYY, 9/14/10            |
|   | vs. BAL, 9/28/09           |
|   | vs. BOS, 9/1/09            |
|   | at TOR, 7/25/09 (12 inn.)  |
|   | at DET, 9/28/08 (11 inn.)  |
|   | at BOS, 9/10/08 (14 inn.)  |
|   | at OAK, 8/14/08 (12 inn.)  |
|   | at NYY, 9/27/98            |

**Most Pitchers Used, Game, Both Clubs**

|    |                            |
|----|----------------------------|
| 19 | vs. NYY, 9/28/11 (12 inn.) |
| 16 | at FLA, 6/19/10 (11 inn.)  |
| 15 | vs. BOS, 7/17/11 (16 inn.) |
|    | at KC, 10/3/10 (12 inn.)   |
|    | at TOR, 9/6/08 (13 inn.)   |
|    | at OAK, 8/14/08 (12 inn.)  |

**Most Pitchers Used, Game, Both Clubs, 9-Inning Game**

|    |                 |
|----|-----------------|
| 13 | vs. DET, 9/5/09 |
|    | at NYM, 6/21/09 |
|    | at BOS, 9/11/07 |

**Most Consecutive Scoreless Innings**

|    |                     |
|----|---------------------|
| 24 | 5/8/08 thru 5/11/08 |
|----|---------------------|

\* TIES A.L. RECORD

ORGANIZATION  
COACHES & STAFF  
40-MAN ROSTER  
NON-ROSTER INVITES  
RECORDS & HISTORY  
Team Records  
YEARLY SUMMARIES  
OPPONENTS  
MINOR LEAGUE OPERATIONS  
BROADCAST INFORMATION  
TROPICANA FIELD & MISC.

## TEAM BATTING › SINGLE SEASON

**Most Runs**

803 2009

**Most Hits**

1,531 1999

**Highest Batting Average**

.274 1999, 2005

**Most Doubles**

311 2001

**Most Triples**

46 2004

**Most Home Runs**

199 2009

**Most Grand Slams**

7 2010

**Most Stolen Bases**

194 2009

**Most Extra-Base Hits**

532 2009

**Most Total Bases**

2,424 2007

**Highest Slugging Pct.**

.439 2009

**Highest On-Base Pct.**

.343 1999, 2009

**Most Sacrifice Bunts**

53 1998

**Most Sacrifice Flies**

57 2010

**Most Walks**

672 2010

**Most Intentional Walks**

46 2003

**Most Bases-Loaded Walks**

25 2008, 2010

**Most Strikeouts**

1,324 2007

**Most Grounded into Double Plays**

157 1999

**Most Pinch Hits**

36 2010

**Most Pinch-Hit Home Runs**

7 2009

**Most Times Batted Around, Season**

41 2010

**Most Hit by Pitches**

73 2011

**Most Home Runs**

29 vs. TOR, 2011

vs. BAL, 2006

**Most Rays with 10+ Home Runs**

10 2006

**Most Rays with 15+ Home Runs**

6 2006

**Most Rays with 25+ Home Runs**

3 2009

**Most Rays with 40+ Steals**

2 2009, 2010

**Most Rays with 30+ Steals**

3 2009

**Most Rays with 100+ RBI**

2 2009

## TEAM PITCHING › SINGLE SEASON

**Most Complete Games**

15 2011

**Most Shutouts**

13 2011

**Most Complete-Game Shutouts**

5 2008, 2011

**Most 10-Game Winners**

5 2008, 2010, 2011

**Most 15-Game Winners**

2 2010

**Lowest ERA**

3.58 2011

**Lowest ERA, Home**

3.16 2011

**Lowest ERA, Starting Pitching**

3.53 2011

**Lowest ERA, Bullpen**

3.33 2010

**Most Wins, Starting Pitching**

73 2010

**Most Saves**

52 2008

**Most Players to Record a Save**

9 2009

**Fewest Hits Allowed**

1,263 2011

**Fewest Runs Allowed**

614 2011

**Fewest Earned Runs Allowed**

577 2011

**Fewest Unearned Runs Allowed**

37 2011

**Fewest Home Runs Allowed**

161 2011

**Most Home Runs Allowed**

215 2002

**Most Hit Batters**

95+ 2003

**Fewest Walks Allowed**

478 2010

**Most Strikeouts**

1,194 2007

**Lowest Opponents' Batting Average**

.234 2011

**Lowest Opp Avg., Starting Pitching**

.235 2011

**Lowest Opp Avg., Bullpen**

.220 2008

**Fewest Starting Pitchers Used**

7 2009, 2010

**Most Starts, Rookies**

59 2009

**Most Wins, Rookies**

25 2009, 2011

**Most Wins, Starting Rotation**

73 2010



# INDIVIDUAL RECORDS

## INDIVIDUAL BATTING › SINGLE GAME

### Most Runs, Game

|   |  |
|---|--|
| 5 | Carl Crawford at TOR, 5/24/06          |
| 4 | (14x), last B.J. Upton at NYY, 9/22/11 |

### Most Runs, Game, Opponent

|   |                                  |
|---|----------------------------------|
| 5 | Derek Jeter at NYY, 6/21/05      |
|   | Alex Rodriguez at NYY, 4/18/05   |
|   | Shannon Stewart vs. TOR, 6/25/02 |

### Most Hits, Game

|   |                               |
|---|-------------------------------|
| 5 | B.J. Upton vs. NYY, 10/2/09   |
|   | Tomas Perez at NYY, 7/29/06   |
|   | Carl Crawford at TOR, 5/24/06 |
|   | Julio Lugo at TOR, 6/24/04    |

### Most Hits, Game, Opponent

|   |   |
|---|---|
| 5 | Derek Jeter (2x), at NYY, 7/9/11; at NYY, 6/21/05 |
|   | Howie Kendrick at LAA, 8/25/10                    |
|   | Jhonny Peralta vs. CLE, 8/6/08                    |
|   | Johnny Damon vs. NYY, 9/25/07                     |
|   | Hideki Matsui at NYY, 7/22/07                     |
|   | Mike Lowell at BOS, 7/5/07                        |
|   | Corey Patterson vs. BAL, 7/22/06                  |
|   | Michael Young at TEX, 4/21/06                     |
|   | Alex Rodriguez at NYY, 4/18/05                    |
|   | Jacque Jones vs. MIN, 5/6/03                      |
|   | Alfonso Soriano vs. NYY, 9/17/02                  |
|   | Darin Erstad at ANA, 8/27/02                      |
|   | Frank Catalanotto at TEX, 5/17/00                 |
|   | Mark Kotsay at FLA, 6/22/98                       |

### Most Hits, Consecutive Games

|   |                                     |
|---|-------------------------------------|
| 8 | Ty Wigginton, 7/15/07 thru 7/17/07  |
|   | Tomas Perez, 7/29/06 thru 7/30/06   |
|   | Carl Crawford, 5/24/06 thru 5/25/06 |

### Most Hits, Inning

|   |  |
|---|--|
| 2 | (35x), last Matt Joyce at TOR, 8/28/11 |
|---|--|

### Most Home Runs, Game

|   |                                |
|---|--------------------------------|
| 3 | Evan Longoria vs. MIN, 9/18/08 |
|   | Jonny Gomes vs. KC, 7/30/05    |

### Most Home Runs, Inning

|   |                                 |
|---|---------------------------------|
| 2 | Julio Lugo vs. BAL, 7/22/06     |
|   | Jared Sandberg vs. LAD, 6/11/02 |

### Most Home Runs, Game, Opponent

|   |                                       |
|---|---------------------------------------|
| 4 | Carlos Delgado at TOR, 9/25/03        |
| 3 | Nomar Garciaparra at BOS, 7/23/02, G1 |
|   | Carlos Delgado vs. TOR, 4/4/01        |

### Most Doubles, Game

|   |  |
|---|--|
| 4 | Tomas Perez at NYY, 7/29/06            |
| 3 | (9x), last Ben Zobrist at BAL, 6/11/11 |

### Most Triples, Game

|   |   |
|---|---|
| 2 | Matt Joyce at FLA, 5/20/11              |
|   | Carl Crawford (7x), last at KC, 7/26/08 |
|   | Jose Guillen at PHI, 6/7/00             |
|   | Dave Martinez at ANA, 5/16/99           |
|   | Randy Winn, at KC, 8/14/98              |

### Most Extra-Base Hits, Game

|   |                                |
|---|--------------------------------|
| 4 | Ben Zobrist at BAL 6/11/11     |
|   | Sam Fuld at BOS, 4/11/11       |
|   | Tomas Perez at NYY, 7/29/06    |
|   | Carl Crawford at TEX, 8/2/05   |
|   | Jose Cruz Jr. vs. CLE, 5/21/04 |
|   | Randy Winn vs. SD, 6/9/02      |

### Most Extra-Base Hits, Game, Opponent

|   |                                |
|---|--------------------------------|
| 4 | Dustin Pedroia vs. BOS, 7/2/08 |
|   | Alex Rodriguez at NYY, 4/18/05 |
|   | Carlos Delgado at TOR, 9/25/03 |
|   | Carl Everett vs. BOS, 8/29/00  |

### Most Total Bases, Game

|    |                                |
|----|--------------------------------|
| 12 | Evan Longoria vs. MIN, 9/18/08 |
|    | Jonny Gomes vs. KC, 7/30/05    |
| 11 | Evan Longoria at HOU, 6/26/11  |
|    | Sam Fuld at BOS, 4/11/11       |
|    | B.J. Upton vs. NYY, 10/2/09    |
|    | Rocco Baldelli at NYY, 9/14/06 |

### Most Total Bases, Game, Opponent

|    |                                |
|----|--------------------------------|
| 16 | Carlos Delgado at TOR, 9/25/03 |
|----|--------------------------------|

### Most Runs Batted In, Game

|   |                                 |
|---|---------------------------------|
| 8 | Ben Zobrist at MIN, 4/28/11, G1 |
| 7 | Carlos Peña vs. BAL, 9/5/07     |
| 6 | B.J. Upton vs. NYY, 10/2/09     |
|   | Carlos Peña vs. NYY, 4/13/09    |
|   | Evan Longoria vs. BAL, 5/24/08  |
|   | Carlos Peña vs. BAL, 4/11/08    |
|   | Paul Sorrento at CLE, 5/3/98    |

### Most Runs Batted In, Game, Opponent

|   |                                       |
|---|---------------------------------------|
| 8 | Nomar Garciaparra at BOS, 7/23/02, G1 |
|---|---------------------------------------|

### Most Stolen Bases, Game

|     |  |
|-----|--|
| 6 # | Carl Crawford vs. BOS, 5/3/09            |
| 4   | Carl Crawford at TOR, 5/24/06            |
| 3   | (15x), last Johnny Damon at BOS, 9/16/11 |

### Most Steals of Third Base, Game

|   |                                 |
|---|---------------------------------|
| 2 | B.J. Upton vs. MIN, 8/2/10      |
|   | B.J. Upton vs. CLE, 5/15/09     |
|   | Jason Bartlett vs. CWS, 5/29/08 |
|   | Julio Lugo vs. TOR, 9/11/05     |

## INDIVIDUAL BATTING › SINGLE GAME

**Most Consecutive Successful****Stolen Base Attempts**

|    |                                     |
|----|-------------------------------------|
| 32 | Carl Crawford, 7/19/08 thru 5/29/09 |
| 19 | Carl Crawford, 7/11/03 thru 8/19/03 |

**Most Consecutive Games with a Stolen Base**

|   |                                     |
|---|-------------------------------------|
| 9 | Carl Crawford, 4/28/09 thru 5/6/09  |
| 5 | Carl Crawford, 7/15/07 thru 7/20/07 |

**Most Stolen Bases, Consecutive Games**

|   |   |
|---|---|
| 7 | Carl Crawford (2x), 5/3/09 thru 5/4/09;<br>5/2/09 thru 5/3/09 |
|---|---|

**Most Stolen Bases, Game, Opponent**

|   |                                   |
|---|-----------------------------------|
| 4 | Coco Crisp vs. OAK, 8/6/11        |
| 3 | Jacoby Ellsbury vs. BOS, 5/2/09   |
|   | Scott Podsednik at CWS, 5/16/06   |
|   | Johnny Damon at NYY, 4/26/06      |
|   | Ryan Freel at CIN, 6/9/05         |
|   | Mark McLemore at SEA, 5/19/00     |
|   | Johnny Damon at KC, 4/26/00       |
|   | Rickey Henderson vs. NYM, 7/16/99 |

**Most Walks, Game**

|   |                                |
|---|--------------------------------|
| 4 | Evan Longoria at OAK, 7/25/11  |
|   | Dan Johnson at DET, 8/1/10     |
|   | Cliff Floyd at OAK, 8/14/08    |
|   | Brendan Harris at BOS, 8/30/07 |
|   | Geoff Blum at OAK, 8/29/04     |
|   | Russ Johnson vs. NYY, 6/30/00  |
|   | Fred McGriff vs. FLA, 6/9/00   |
|   | Greg Vaughn at NYM, 6/3/00     |
|   | Jose Canseco at BOS, 6/30/99   |

**Most Strikeouts, Game**

|   |                                       |
|---|---------------------------------------|
| 4 | (53x), last John Jaso at BOS, 9/16/11 |
|---|---------------------------------------|

**Most Sacrifice Flies, Game**

|   |   |
|---|---|
| 2 | (13x), last Matt Joyce vs. FLA, 6/18/11 |
|---|---|

**Most Sacrifice Bunts, Game**

|   |  |
|---|--|
| 2 | Wade Davis at HOU, 6/25/11             |
|   | Dioner Navarro at BOS, 9/10/07         |
|   | Victor Zambrano at CHC, 6/4/03         |
|   | Jason Conti at TOR, 7/21/02            |
|   | Brent Abernathy (2x) vs. OAK, 7/16/02; |
|   | vs. NYY, 5/7/02                        |
|   | Jason Tyner vs. DET, 4/2/01            |
|   | Gerald Williams at ANA, 4/28/00        |

**Most Grounded into Double Plays, Game**

|   |                                 |
|---|---------------------------------|
| 3 | Javier Valentin at NYY, 6/17/03 |
|---|---------------------------------|

**Most Times Hit by Pitch, Game**

|    |                              |
|----|------------------------------|
| 3* | Jonny Gomes vs. NYY, 8/15/05 |
|----|------------------------------|

**Most At-Bats, Game**

|   |  |
|---|--|
| 9 | Rocco Baldelli vs. BOS, 4/1/03 (16 inn.) |
|---|--|

**Most At-Bats, 9-Inning Game**

|   |                               |
|---|-------------------------------|
| 7 | Julio Lugo at TOR, 6/24/04    |
|   | Carl Crawford at TOR, 6/24/04 |

**Longest Hitting Streak**

|    |                                      |
|----|--------------------------------------|
| 19 | Jason Bartlett, 5/15/09 thru 6/25/09 |
|----|--------------------------------------|

**Most Consecutive Times Reached Base Safely**

|   |                                    |
|---|------------------------------------|
| 9 | B.J. Upton, 9/11/11 thru 9/12/11   |
| 8 | B.J. Upton, 5/23/08 thru 5/25/08   |
|   | Ty Wigginton, 7/15/07 thru 7/17/07 |
|   | Greg Norton, 8/19/06 thru 8/22/06  |
|   | Julio Lugo, 6/27/06 thru 6/30/06   |
|   | Alex Sanchez, 5/15/05 thru 5/20/05 |
|   | Aubrey Huff, 9/22/04 thru 9/24/04  |
|   | Wade Boggs, 8/11/98 thru 8/13/98   |

**Most Consecutive Hits**

|   |                                    |
|---|------------------------------------|
| 8 | Ty Wigginton, 7/15/07 thru 7/17/07 |
|   | Aubrey Huff, 9/22/04 thru 9/24/04  |

**Most Consecutive Extra-Base Hits**

|   |  |
|---|--|
| 5 | Jose Cruz Jr., 5/20/04 thru 5/22/04 (3-2B, 2-HR) |
|---|--|

**Most Consecutive At-Bats without a Hit**

|    |                                    |
|----|------------------------------------|
| 37 | Jose Cruz Jr., 4/16/04 thru 5/1/04 |
| 35 | Josh Wilson, 9/14/07 thru 9/27/07  |

**Most Consecutive Multi-Hit Games**

|   |                                     |
|---|-------------------------------------|
| 8 | Carl Crawford, 8/4/07 thru 8/11/07  |
| 7 | Carl Crawford, 6/19/04 thru 6/26/04 |

**Most Consecutive Games with an Extra-Base Hit**

|   |                                   |
|---|-----------------------------------|
| 8 | Evan Longoria, 9/2/09 thru 9/8/09 |
|---|-----------------------------------|

**Most Consecutive Games with a Home Run**

|   |                                  |
|---|----------------------------------|
| 6 | Carlos Peña, 6/6/10 thru 6/12/10 |
|---|----------------------------------|

**Most Consecutive Games with an RBI**

|   |                                     |
|---|-------------------------------------|
| 8 | Ben Zobrist, 9/25/09 thru 10/2/09   |
|   | Evan Longoria, 9/2/09 thru 9/8/09   |
|   | Carlos Peña, 9/16/08 thru 9/23/08   |
|   | Rocco Baldelli, 9/9/04 thru 9/17/04 |

**Most Consecutive Games with a Run**

|    |                                   |
|----|-----------------------------------|
| 10 | Ben Zobrist 5/1/11 thru 5/12/11   |
|    | Alex Sanchez, 4/20/05 thru 5/5/05 |

**Most Consecutive Games Reached Base Safely**

|    |                                   |
|----|-----------------------------------|
| 39 | Johnny Damon, 5/3/11 thru 6/14/11 |
| 37 | Ben Grieve, 4/18/01 thru 5/30/01  |

**Most Consecutive Games with a Walk**

|    |                                   |
|----|-----------------------------------|
| 11 | Carlos Peña, 5/15/09 thru 5/25/09 |
|----|-----------------------------------|

**Most Consecutive Plate Appearances with a Strikeout**

|   |                                  |
|---|----------------------------------|
| 8 | Tomas Perez 4/28/06 thru 4/30/06 |
|---|----------------------------------|

**Most Hits, Homestand**

|    |  |
|----|--|
| 20 | Aubrey Huff, 5/18/04 thru 5/30/04 (12 games) |
|----|--|

**Most Hits, Road Trip**

|    |  |
|----|--|
| 19 | Carl Crawford, 8/6/07 thru 8/15/07 (10 games)    |
|    | Carl Crawford, 5/22/06 thru 6/1/06 (10 games)    |
| 18 | Carl Crawford, 5/3/05 thru 6/12/05 (13 games)    |
|    | Julio Lugo, 5/3/05 thru 6/12/05 (13 games)       |
|    | Jason Tyner, 7/24/01 thru 8/6/01 (13 games)      |
|    | Gerald Williams, 8/14/00 thru 8/27/00 (13 games) |
|    | Jose Canseco, 7/7/99 thru 7/21/99 (13 games)     |

INDIVIDUAL PITCHING › SINGLE GAME

**Most Strikeouts, Game**

|    |   |
|----|---|
| 14 | David Price at TOR, 8/28/11   |
| 13 | James Shields at FLA, 5/22/11   |
|    | Scott Kazmir vs. OAK, 8/25/07   |
| 12 | James Shields (4x), at TOR, 8/26/11;<br>vs. LAA, 4/30/11; vs. OAK, 4/28/10;<br>vs. CLE, 4/22/07 |
|    | David Price (2x), vs. CIN, 6/28/11;<br>vs. CLE, 5/27/11   |
|    | Dan Wheeler vs. OAK, 9/12/99  |
| 11 | Matt Moore at NYY, 9/22/11  |
|    | David Price (3x), vs. BAL, 9/2/11;<br>vs. ARI, 6/26/10; vs. MIN, 5/30/09                        |
|    | Jeff Niemann at SEA, 7/29/11  |
|    | James Shields (2x), vs. NYY, 8/1/10;<br>vs. CWS, 6/26/07  |
|    | Scott Kazmir (4x) at SEA, 9/15/07;<br>vs. SD, 6/12/07; FLA, 5/21/06;<br>vs. TOR, 9/10/05        |
|    | Steve Trachsel at BOS, 5/6/00   |
|    | Wilson Alvarez vs. TOR, 6/25/99   |

**Most Strikeouts, Game, Opponent**

|    |                               |
|----|-------------------------------|
| 17 | Brandon Morrow at TOR, 8/8/10 |
|    | Pedro Martinez at BOS, 5/6/00 |
| 16 | Pedro Martinez at BOS, 4/8/01 |

**Most Strikeouts, Game, Reliever**

|   |                              |
|---|------------------------------|
| 8 | Jason Hammel vs. SD, 6/13/07 |
|   | Jorge Sosa at CLE, 8/17/03   |

**Most Consecutive Strikeouts, Game**

|   |                                  |
|---|----------------------------------|
| 7 | Andy Sonnanstine at FLA, 6/10/07 |
|---|----------------------------------|

**Most Innings Pitched, Game**

|     |            |
|-----|------------|
| 9.0 | Many times |
|-----|------------|

**Most Strikeouts, Inning**

|   |                                    |
|---|------------------------------------|
| 4 | Jeremy Hellickson, vs. DET 8/25/11 |
|---|------------------------------------|

**Most Innings Pitched, Game, Reliever**

|     |                              |
|-----|------------------------------|
| 7.0 | Rob Bell at ARI, 6/19/04     |
|     | Carlos Reyes vs. CWS, 7/6/03 |

**Most Runs Allowed, Game**

|    |                               |
|----|-------------------------------|
| 11 | Ryan Rupe at NYY, 8/16/01     |
|    | Julio Santana at TOR, 4/15/99 |

**Most Earned Runs Allowed, Game**

|    |                               |
|----|-------------------------------|
| 11 | Julio Santana at TOR, 4/15/99 |
|----|-------------------------------|

**Most Unearned Runs Allowed, Game**

|   |                               |
|---|-------------------------------|
| 7 | Eddie Gaillard at CLE, 5/7/99 |
|---|-------------------------------|

**Most Walks Allowed, Game**

|   |                                  |
|---|----------------------------------|
| 9 | Victor Zambrano vs. BOS, 5/20/04 |
|---|----------------------------------|

**Most Walks Allowed, Inning**

|   |   |
|---|---|
| 5 | Casey Fossum at OAK, 8/12/06 (2nd)                                  |
|   | Dewon Brazelton (2x), at MIN, 7/1/05 (8th);<br>at TEX, 8/4/05 (8th) |
|   | Rick White at NYM, 6/10/98 (1st)                                    |

**Most Hits Allowed, Game**

|    |                                    |
|----|------------------------------------|
| 14 | Edwin Jackson at LAA, 9/17/07      |
|    | Jeremi Gonzalez at BAL, 7/5/04, G2 |
|    | Tanyon Sturtze vs. BOS, 9/9/02     |

**Most Consecutive Walks Issued**

|   |                                 |
|---|---------------------------------|
| 4 | Mitch Talbot at DET, 9/28/08    |
|   | Steve Trachsel vs. SEA, 5/26/00 |

**Most Wild Pitches, Game**

|   |                                  |
|---|----------------------------------|
| 4 | Victor Zambrano vs. PIT, 6/13/03 |
|---|----------------------------------|

**Most Home Runs Allowed, Game**

|     |                              |
|-----|------------------------------|
| 6 # | James Shields at TOR, 8/7/10 |
|-----|------------------------------|

**Most Home Runs Allowed, Inning**

|     |  |
|-----|--|
| 4 # | Travis Harper at NYY, 6/21/05 (8th inn.) |
|-----|--|

**Most Consecutive Home Runs Allowed**

|   |                                |
|---|--------------------------------|
| 3 | Matt Garza at BAL, 7/20/10     |
|   | Edwin Jackson at CWS, 8/27/07  |
|   | Travis Harper at NYY, 6/21/05  |
|   | Wilson Alvarez at COL, 6/22/02 |
|   | Ryan Rupe at ANA, 7/26/01      |
|   | Bobby Witt at TEX, 5/19/99     |

**Most Hit Batters, Game**

|     |                                  |
|-----|----------------------------------|
| 4 # | Victor Zambrano vs. TEX, 7/19/03 |
|-----|----------------------------------|

**Most Extra-Base Hits Allowed, Game**

|   |                              |
|---|------------------------------|
| 9 | James Shields at TOR, 8/7/10 |
|---|------------------------------|

**Most Total Bases Allowed, Game**

|    |                              |
|----|------------------------------|
| 30 | James Shields at TOR, 8/7/10 |
|----|------------------------------|

**Most Total Bases Allowed, Inning**

|      |                                     |
|------|-------------------------------------|
| 23 + | Travis Harper at NYY, 6/21/05 (8th) |
|------|-------------------------------------|

**Most Consecutive Scoreless Innings vs. One Club**

|      |   |
|------|---|
| 25.1 | Matt Garza vs. TOR, 7/19/08 thru 9/7/08 |
|------|---|

**Most Consecutive Hitless Innings, Start of Game**

|     |   |
|-----|---|
| 9.0 | Matt Garza vs. DET, 7/26/10 (no-hitter) |
| 7.2 | Dewon Brazelton vs. FLA, 6/25/04        |
|     | Tony Saunders vs. BAL, 4/22/99          |
| 7.0 | James Shields vs. KC, 8/2/09            |

**Most Consecutive Hitless Innings, Start of Game, Opponent**

|     |   |
|-----|---|
| 9.0 | Edwin Jackson vs. ARI, 6/25/10 (no-hitter)  |
|     | Dallas Braden at OAK, 5/9/10 (perfect game) |
|     | Mark Buehrle at CWS, 7/23/09 (perfect game) |
|     | Derek Lowe at BOS, 4/27/02 (no-hitter)      |
| 8.2 | Brandon Morrow at TOR, 8/8/10               |
| 8.0 | Tim Wakefield vs. BOS, 6/19/01              |
|     | Pedro Martinez vs. BOS, 8/29/00             |

**Most Consecutive Batters Retired**

|    |                                   |
|----|-----------------------------------|
| 22 | Matt Garza vs. DET, 7/26/10       |
| 18 | Jeremy Hellickson at DET, 8/10/10 |
|    | Matt Garza vs. BOS, 4/30/09       |

**Most Consecutive Batters Retired, Multiple Games**

|    |   |
|----|---|
| 26 | Kyle Farnsworth, 7/28/11 thru 8/23/11   |
| 25 | Roberto Hernandez, 5/10/98 thru 5/22/98 |

# TIES MODERN MAJOR LEAGUE RECORD  
+ MODERN MAJOR LEAGUE RECORD

ORGANIZATION  
COACHES & STAFF  
4Q-MAN ROSTER  
NON-ROSTER INVITES  
NON-ROSTER INVITES  
RECORDS & HISTORY  
Individual Records  
YEARLY SUMMARIES  
OPPONENTS  
MINOR LEAGUE OPERATIONS  
BROADCAST INFORMATION  
TROPICANA FIELD & MISC.

**INDIVIDUAL BATTING** › SINGLE SEASON**Most Games Played**

|     |   |
|-----|---|
| 162 | Delmon Young, 2007<br>Aubrey Huff, 2003 |
|-----|---|

**Most Consecutive Games Played**

|     |                                   |
|-----|-----------------------------------|
| 398 | Aubrey Huff, 5/28/02 thru 8/21/04 |
|-----|-----------------------------------|

**Most Hits**

|     |                   |
|-----|-------------------|
| 198 | Aubrey Huff, 2003 |
|-----|-------------------|

**Most Infield Hits**

|    |                     |
|----|---------------------|
| 39 | Carl Crawford, 2003 |
|----|---------------------|

**Most Hits, Month**

|    |                            |
|----|----------------------------|
| 50 | Carl Crawford, August 2007 |
|----|----------------------------|

**Most Pinch Hits**

|    |                  |
|----|------------------|
| 10 | Travis Lee, 2005 |
|----|------------------|

**Highest Batting Average (Min. 502 PA)**

|      |                      |
|------|----------------------|
| .320 | Jason Bartlett, 2009 |
|------|----------------------|

**Highest Batting Average, RISP**

|      |                      |
|------|----------------------|
| .386 | Jason Bartlett, 2009 |
|------|----------------------|

**Highest Slugging Pct.**

|      |                   |
|------|-------------------|
| .627 | Carlos Peña, 2007 |
|------|-------------------|

**Highest On-Base Pct.**

|      |                   |
|------|-------------------|
| .411 | Carlos Peña, 2007 |
|------|-------------------|

**Most Doubles**

|    |                   |
|----|-------------------|
| 47 | Aubrey Huff, 2003 |
|----|-------------------|

**Most Triples**

|    |                     |
|----|---------------------|
| 19 | Carl Crawford, 2004 |
|----|---------------------|

**Most RBI**

|     |                   |
|-----|-------------------|
| 121 | Carlos Peña, 2007 |
|-----|-------------------|

**Most Runs Scored**

|     |                     |
|-----|---------------------|
| 110 | Carl Crawford, 2010 |
|-----|---------------------|

**Most Total Bases**

|     |                   |
|-----|-------------------|
| 353 | Aubrey Huff, 2003 |
|-----|-------------------|

**Most Extra-Base Hits**

|    |                   |
|----|-------------------|
| 84 | Aubrey Huff, 2003 |
|----|-------------------|

**Most Sacrifice Bunts**

|    |                      |
|----|----------------------|
| 12 | Felix Martinez, 2000 |
|----|----------------------|

**Most Sacrifice Flies**

|    |                   |
|----|-------------------|
| 12 | Ben Zobrist, 2010 |
|----|-------------------|

**Most Walks**

|     |                   |
|-----|-------------------|
| 103 | Carlos Peña, 2007 |
|-----|-------------------|

**Most Intentional Walks**

|    |                   |
|----|-------------------|
| 17 | Aubrey Huff, 2003 |
|----|-------------------|

**Most Bases-Loaded Walks**

|     |                   |
|-----|-------------------|
| 9** | Carlos Peña, 2008 |
|-----|-------------------|

**Most Hit by Pitches**

|    |                      |
|----|----------------------|
| 18 | Sean Rodriguez, 2011 |
|----|----------------------|

**Most Strikeouts**

|     |                   |
|-----|-------------------|
| 166 | Carlos Peña, 2008 |
|-----|-------------------|

**Most Stolen Bases**

|    |                     |
|----|---------------------|
| 60 | Carl Crawford, 2009 |
|----|---------------------|

**Most Home Runs**

|    |                   |
|----|-------------------|
| 46 | Carlos Peña, 2007 |
|----|-------------------|

**Most Home Runs, Right-Handed Batter**

|    |                    |
|----|--------------------|
| 34 | Jose Canseco, 1999 |
|----|--------------------|

**Most Home Runs, Switch-Hitter**

|    |                   |
|----|-------------------|
| 27 | Ben Zobrist, 2009 |
|----|-------------------|

**Most Home Runs, Home**

|    |                   |
|----|-------------------|
| 23 | Carlos Peña, 2007 |
|----|-------------------|

**Most Home Runs, Road**

|    |                   |
|----|-------------------|
| 23 | Carlos Peña, 2007 |
|----|-------------------|

**Most Grand Slams**

|   |                     |
|---|---------------------|
| 2 | Matt Joyce, 2010    |
|   | Ben Zobrist, 2009   |
|   | Ben Zobrist, 2008   |
|   | Carlos Peña, 2007   |
|   | Aubrey Huff, 2005   |
|   | Ben Grieve, 2001    |
|   | Greg Vaughn, 2001   |
|   | Fred McGriff, 2000  |
|   | Paul Sorrento, 1998 |

**Most Pinch-Hit Home Runs**

|   |                      |
|---|----------------------|
| 3 | Ben Zobrist, 2009    |
|   | Bubba Trammell, 2000 |

**Most Home Runs, Month**

|    |                             |
|----|-----------------------------|
| 13 | Carlos Peña, September 2007 |
| 12 | Carlos Peña, August 2009    |
| 11 | Jonny Gomes, April 2006     |
| 10 | Evan Longoria, August 2011  |
|    | Aubrey Huff, May 2003       |
|    | Jose Canseco, April 1999    |

**Most RBI, Month**

|    |                         |
|----|-------------------------|
| 31 | Evan Longoria, May 2009 |
|----|-------------------------|

**Most Home Runs vs. One Club**

|   |                             |
|---|-----------------------------|
| 8 | Evan Longoria vs. BOS, 2009 |
|   | Carlos Peña vs. NYY, 2007   |

\*\* MAJOR LEAGUE RECORD

INDIVIDUAL BATTING › SINGLE SEASON

Most Multi-Homer Games

|   |                   |
|---|-------------------|
| 4 | Carlos Peña, 2009 |
|   | Carlos Peña, 2007 |
|   | Jorge Cantu, 2005 |

Most Home Runs by Opponent

|    |                           |
|----|---------------------------|
| 10 | David Ortiz, BOS, 2005    |
| 8  | Nick Swisher, NYY, 2009   |
|    | Alex Rodriguez, NYY, 2007 |
|    | David Ortiz, BOS, 2006    |
|    | Manny Ramirez, BOS, 2005  |
|    | Carlos Delgado, TOR, 2003 |
|    | Carlos Delgado, TOR, 2002 |
|    | Manny Ramirez, BOS, 2002  |

Most Home Runs Leading Off Game

|   |                      |
|---|----------------------|
| 5 | Rocco Baldelli, 2006 |
|---|----------------------|

Most Grounded into Double Plays

|    |                     |
|----|---------------------|
| 27 | Evan Longoria, 2009 |
|----|---------------------|

Fewest Grounded into Double Plays (MIN. 502 PA)

|   |                                |
|---|--------------------------------|
| 2 | Akinori Iwamura, 2008 (707 PA) |
|   | Carl Crawford, 2004 (672 PA)   |
|   | Carl Crawford, 2010 (663 PA)   |
|   | Carlos Peña, 2010 (582 PA)     |
|   | Akinori Iwamura, 2007 (559 PA) |



DID YOU KNOW?

THE ALL-STAR FUTURES GAME

In 1999, Major League Baseball began hosting the All-Star Futures Game in conjunction with the annual major league All-Star Game. Officials from MLB and *Baseball America* select two 25-man rosters of the top minor league prospects—one made up of players from the United States, and one of players from other nations. Rays players chosen for the game:

| YEAR | POS. | PLAYER  |
|------|------|---|
| 1999 | RHP  | Matt White (U.S.) 0.2 IP  |
|      | OF   | Alex Sanchez (World) 1-for-2, run                                       |
| 2000 | OF   | Josh Hamilton (U.S.) 3-for-4, 3 singles                                 |
| 2001 | C    | Toby Hall (U.S.) Named game's MVP; homer, single; led U.S. to a 5-1 win |
| 2002 | OF   | Carl Crawford (U.S.) 0-for-3  |
| 2003 | INF  | Antonio Perez (World) Did not play (promoted to Tampa Bay)              |
|      | C    | Pete Laforest (World) DH'd and went 0-for-2, walk                       |
| 2004 | SS   | B.J. Upton (U.S.) 0-for-2   |
|      | OF   | Delmon Young (U.S.) 0-for-1   |
| 2005 | SS   | B.J. Upton (U.S.) 0-for-2   |
|      | RF   | Delmon Young (U.S.) 1-for-2, walk                                       |
| 2006 | RHP  | Juan Salas (World) 0.1 IP, 0 H, 0 R, 0 BB, 0 SO                         |
| 2007 | 3B   | Evan Longoria (U.S.) 1-for-1, double                                    |
|      | RHP  | Jeff Niemann (U.S.) Started, 1.0 IP, 1 H, 2 R, 1 ER, 0 BB, 1 SO         |
| 2008 | RHP  | Eduardo Morlan (World) 1.0 IP, 1 BB, 1 SO                               |
| 2009 | OF   | Desmond Jennings (U.S.) 0-for-3, walk, run, 3 stolen bases              |
|      | OF   | Kyeong Kang (World) 0-for-1   |
| 2010 | RHP  | Jeremy Hellickson (U.S.) Started, 2.0 IP, 2 H, 1 R, 1 ER, 1 SO          |
|      | OF   | Desmond Jennings (U.S.) 0-for-3, walk, 3 run, stolen base               |
|      | LHP  | Alex Torres (World) 1.0 IP, 1 H   |
| 2011 | LHP  | Matt Moore (U.S.) 1.0 IP, 1 SO  |
|      | SS   | Hak Ju-Lee (World) 0-for-2  |
|      | SS   | Tim Beckham (U.S.) 1-for-2, double, RBI                                 |

ORGANIZATION  
COACHES & STAFF  
40-MAN ROSTER  
NON-ROSTER INVITES  
NON-ROSTER INVITES  
RECORDS & HISTORY  
Individual Records  
YEARLY SUMMARIES  
OPPONENTS  
MINOR LEAGUE OPERATIONS  
BROADCAST INFORMATION  
TROPICANA FIELD & MISC.

## INDIVIDUAL PITCHING › SINGLE SEASON

**Most Games**

85 Randy Choate, 2010

**Most Games, Before All-Star Break**45 Randy Choate, 2010  
Shawn Camp, 2007**Most Games, After All-Star Break**

40 Randy Choate, 2010

**Most Starts**34 David Price, 2011  
Scott Kazmir, 2007**Most Strikeouts**

239 Scott Kazmir, 2007

**Most Innings Pitched**

249.1 James Shields, 2011

**Most Relief Innings Pitched**

105.2 Rick White, 1999

**Most Relief Innings, Left-Handed Pitcher**

89.1 J.P. Howell, 2008

**Lowest ERA (Min. 162 IP)**

2.72 David Price, 2010

**Most Wins**

19 David Price, 2010

**Most Relief Wins**7 J.P. Howell, 2009  
Shawn Camp, 2006  
Lance Carter, 2003  
Esteban Yan, 2002  
Jim Mecir, 2000  
Albie Lopez, 1998  
Jim Mecir, 1998**Most Wins, Month**

5 Scott Kazmir, May 2008

**Most Wins vs. One Club**4 David Price vs. TOR, 2010  
Paul Wilson vs. BAL, 2002**Best Winning Percentage**

.760 (19-6) David Price, 2010

**Longest Winning Streak**7 Jeff Niemann (2x), 6/20/11 thru 8/16/11;  
10/3/09 thru 6/8/10  
Wade Davis, 7/8/10 thru 9/11/10  
Mark Hendrickson, 7/31/05 thru 9/25/05  
6 J.P. Howell (2x), 6/6/09 thru 7/25/09;  
5/8/08 thru 6/24/08  
Scott Kazmir, 5/10/08 thru 6/6/08  
James Shields, 4/11/07 thru 6/9/07  
Victor Zambrano, 5/25/04 thru 7/3/04**Longest Losing Streak**11 Jeremi Gonzalez, 8/24/03 thru 7/5/04  
10 Albie Lopez, 4/29/01 thru 7/2/01**Most Consecutive Scoreless Innings**23.0 James Shields, 8/26/11 thru 9/5/11  
21.0 Joe Borowski, 7/15/05 thru 8/30/05  
20.0 Edwin Jackson, 5/2/08 thru 5/18/08  
19.0 David Price, 9/7/10 thru 9/18/10  
Rolando Arrojo, 4/25/98 thru 5/11/98  
18.0 Scott Kazmir, 5/16/06 thru 5/26/06**Most Consecutive Scoreless Innings, Tropicana Field**

24.0 Jeremy Hellickson, 4/27/11 thru 6/15/11

**Most Losses**

18 Tanyon Sturtze, 2002

**Most Consecutive Losses, Start of Season**8 Edwin Jackson, 2007  
Tanyon Sturtze, 2002**Most Saves**

45 Rafael Soriano, 2010

**Most Consecutive Saves**19 Rafael Soriano, 7/21/10 thru 9/10/10  
Roberto Hernandez, 7/2/99 thru 9/17/99**Most Consecutive Saves, Start of Season**16 Rafael Soriano, 4/6/10 thru 6/12/10  
Al Reyes, 4/5/07 thru 6/17/07**Highest Save Percentage**

93.8 (45 of 48) Rafael Soriano, 2010

**Most Saves, Month**11 Rafael Soriano, July 2010  
Danys Baez, August 2005**Most Complete Games**

11 James Shields, 2011

**Most Shutouts**

4 James Shields, 2011

**Most Quality Starts**25 James Shields, 2011  
David Price, 2010**Most Games Finished**

66 Roberto Hernandez, 1999

**Most Home Runs Allowed**

34 James Shields, 2010

**Most Walks**

111 Tony Saunders, 1998

**Most Hit Batters**

20 Victor Zambrano, 2003

**Most Wild Pitches**

15 Victor Zambrano, 2003

**Most 10+ Strikeout Games**6 David Price, 2011  
Scott Kazmir, 2007





**BATTING** › SINGLE SEASON & GAME

**Most Games, Season**

162 Delmon Young, 2007

**Most At-Bats, Season**

645 Delmon Young, 2007

**Most Hits, Game**

4 (17x), last Desmond Jennings at TOR, 8/28/11

**Most Hits, Season**

186 Delmon Young, 2007

**Highest Batting Average (Min. 100 Games)**

.289 Rocco Baldelli, 2003

**Highest Slugging Pct. (Min. 100 Games)**

.534 Jonny Gomes, 2005

**Highest On-Base Pct. (Min. 100 Games)**

.379 Steve Cox, 2000

**Longest Hitting Streak**

13 Delmon Young, 6/15/07 thru 6/28/07  
Rocco Baldelli, 3/31/03 thru 4/16/03

**Most Home Runs, Game**

3 Evan Longoria vs. MIN, 9/18/08  
Jonny Gomes vs. KC, 7/30/05

**Most Home Runs, Season**

27 Evan Longoria, 2008

**Most Home Runs, Month**

8 Evan Longoria, June 2008

**Most Doubles, Season**

38 Delmon Young, 2007

**Most Triples, Season**

10 Akinori Iwamura, 2007

**PITCHING** › SINGLE SEASON & GAME

**Most Wins, Season**

14 Rolando Arrojo, 1998  
13 Jeremy Hellickson, 2011  
Jeff Niemann, 2009

**Most Strikeouts, Game**

12 Dan Wheeler vs. OAK, 9/12/99

**Most Strikeouts, Season**

174 Scott Kazmir, 2005

**Most Innings, Season**

202.0 Rolando Arrojo, 1998

**Most RBI, Game**

6 Evan Longoria vs. BAL, 5/24/08  
5 Reid Brignac at NYY, 7/17/10  
John Jaso at TEX, 6/6/10  
Delmon Young vs. TEX, 5/17/07  
Antonio Perez at BOS, 7/24/03  
Rocco Baldelli at MIN, 4/30/03  
Aubrey Huff at BOS, 9/19/01  
Bubba Trammell at BOS, 9/21/98

**Most RBI, Season**

93 Delmon Young, 2007

**Most Extra-Base Hits, Game**

3 John Jaso vs. NYY, 7/31/10  
Reid Brignac at BAL, 9/14/09  
Evan Longoria vs. MIN, 9/18/08  
Evan Longoria at FLA, 6/26/08  
Evan Longoria at LAA, 6/9/08  
Jonny Gomes vs. KC, 7/30/05  
Steve Cox at CLE, 9/4/00  
Bobby Smith at DET, 8/29/98  
Bobby Smith at TEX, 4/23/98

**Most Extra-Base Hits, Season**

60 Evan Longoria, 2008  
51 Delmon Young, 2007  
Rocco Baldelli, 2003

**Most Stolen Bases, Season**

27 Rocco Baldelli, 2003

**Most Walks, Season**

59 John Jaso, 2010

**Most Runs Scored, Season**

89 Rocco Baldelli, 2003

**Most Relief Innings, Season**

88.2 Esteban Yan, 1998

**Most Games, Season**

64 Ruddy Lugo, 2006  
Esteban Yan, 1998

**Most Saves, Season**

26 Lance Carter, 2003

**Longest Winning Streak**

7 Wade Davis, 2010  
Jeff Niemann, 2009

ORGANIZATION COACHES & STAFF 40+ MAN ROSTER NON-ROSTER INVITES ROOKIE RECORDS & HISTORY YEARLY SUMMARIES OPPONENTS MINOR LEAGUE OPERATIONS BROADCAST INFORMATION TROPICANA FIELD & MISC.



# ALL-TIME LEADERS

## BATTING LEADERS

### Games

|               |       |
|---------------|-------|
| Carl Crawford | 1,235 |
| B.J. Upton    | 820   |
| Aubrey Huff   | 799   |
| Ben Zobrist   | 604   |
| Toby Hall     | 586   |
| Fred McGriff  | 577   |
| Carlos Peña   | 566   |
| Evan Longoria | 563   |
| Randy Winn    | 519   |
| Julio Lugo    | 505   |

### Runs

|                |     |
|----------------|-----|
| Carl Crawford  | 765 |
| B.J. Upton     | 460 |
| Aubrey Huff    | 400 |
| Evan Longoria  | 341 |
| Carlos Peña    | 330 |
| Ben Zobrist    | 317 |
| Julio Lugo     | 283 |
| Fred McGriff   | 277 |
| Randy Winn     | 264 |
| Rocco Baldelli | 258 |

### At-Bats

|               |       |
|---------------|-------|
| Carl Crawford | 4,992 |
| Aubrey Huff   | 3,028 |
| B.J. Upton    | 2,995 |
| Ben Zobrist   | 2,108 |
| Evan Longoria | 2,089 |
| Fred McGriff  | 2,074 |
| Toby Hall     | 2,050 |
| Carlos Peña   | 1,935 |
| Julio Lugo    | 1,919 |
| Randy Winn    | 1,836 |

### Doubles

|                |     |
|----------------|-----|
| Carl Crawford  | 215 |
| B.J. Upton     | 173 |
| Aubrey Huff    | 172 |
| Evan Longoria  | 147 |
| Ben Zobrist    | 120 |
| Toby Hall      | 112 |
| Julio Lugo     | 107 |
| Fred McGriff   | 102 |
| Carlos Peña    | 96  |
| Rocco Baldelli | 95  |

### On-Base Pct. (MIN. 1,200 PA)

|                 |      |
|-----------------|------|
| Fred McGriff    | .380 |
| Carlos Peña     | .368 |
| Ben Grieve      | .364 |
| Evan Longoria   | .360 |
| Akinori Iwamura | .354 |
| Julio Lugo      | .350 |
| Jason Bartlett  | .349 |
| Ben Zobrist     | .348 |
| Aubrey Huff     | .343 |
| B.J. Upton      | .342 |

### Batting Average (MIN. 1,200 PA)

|                 |      |
|-----------------|------|
| Carl Crawford   | .296 |
| Fred McGriff    | .291 |
| Jason Bartlett  | .288 |
| Aubrey Huff     | .287 |
| Julio Lugo      | .287 |
| Akinori Iwamura | .281 |
| Rocco Baldelli  | .280 |
| Randy Winn      | .279 |
| Miguel Cairo    | .275 |
| Evan Longoria   | .274 |

### Hits

|                |       |
|----------------|-------|
| Carl Crawford  | 1,480 |
| Aubrey Huff    | 870   |
| B.J. Upton     | 769   |
| Fred McGriff   | 603   |
| Evan Longoria  | 573   |
| Julio Lugo     | 550   |
| Ben Zobrist    | 542   |
| Toby Hall      | 538   |
| Randy Winn     | 513   |
| Rocco Baldelli | 493   |

### Home Runs

|                |     |
|----------------|-----|
| Carlos Peña    | 144 |
| Aubrey Huff    | 128 |
| Evan Longoria  | 113 |
| Carl Crawford  | 104 |
| Fred McGriff   | 99  |
| B.J. Upton     | 90  |
| Ben Zobrist    | 72  |
| Jonny Gomes    | 66  |
| Greg Vaughn    | 60  |
| Rocco Baldelli | 53  |

### Extra-Base Hits

|                |     |
|----------------|-----|
| Carl Crawford  | 424 |
| Aubrey Huff    | 309 |
| B.J. Upton     | 280 |
| Evan Longoria  | 268 |
| Carlos Peña    | 245 |
| Ben Zobrist    | 211 |
| Fred McGriff   | 202 |
| Rocco Baldelli | 165 |
| Julio Lugo     | 162 |
| Toby Hall      | 157 |

### Slugging Pct. (MIN. 1,200 PA)

|                |      |
|----------------|------|
| Carlos Peña    | .516 |
| Evan Longoria  | .515 |
| Fred McGriff   | .484 |
| Aubrey Huff    | .477 |
| Jonny Gomes    | .455 |
| Jorge Cantu    | .448 |
| Rocco Baldelli | .444 |
| Carl Crawford  | .444 |
| Ben Zobrist    | .435 |
| Greg Vaughn    | .434 |

### Triples

|                 |     |
|-----------------|-----|
| Carl Crawford   | 105 |
| Randy Winn      | 28  |
| Akinori Iwamura | 21  |
| Ben Zobrist     | 19  |
| B.J. Upton      | 17  |
| Rocco Baldelli  | 17  |
| Julio Lugo      | 15  |
| Jason Bartlett  | 13  |
| Miguel Cairo    | 12  |
| Jonny Gomes     | 10  |

### RBI

|                |     |
|----------------|-----|
| Carl Crawford  | 592 |
| Aubrey Huff    | 449 |
| Carlos Peña    | 407 |
| Evan Longoria  | 401 |
| B.J. Upton     | 369 |
| Fred McGriff   | 359 |
| Ben Zobrist    | 314 |
| Toby Hall      | 251 |
| Rocco Baldelli | 239 |
| Julio Lugo     | 212 |

### Stolen Bases

|                |     |
|----------------|-----|
| Carl Crawford  | 409 |
| B.J. Upton     | 201 |
| Julio Lugo     | 88  |
| Randy Winn     | 80  |
| Miguel Cairo   | 69  |
| Ben Zobrist    | 67  |
| Jason Bartlett | 61  |
| Rocco Baldelli | 59  |
| Jason Tyner    | 46  |
| Joey Gathright | 38  |

### Walks

|               |     |
|---------------|-----|
| B.J. Upton    | 385 |
| Carlos Peña   | 373 |
| Fred McGriff  | 305 |
| Ben Zobrist   | 298 |
| Carl Crawford | 293 |
| Evan Longoria | 270 |
| Aubrey Huff   | 247 |
| Greg Vaughn   | 192 |
| Ben Grieve    | 188 |
| Julio Lugo    | 177 |

### Strikeouts

|                |     |
|----------------|-----|
| B.J. Upton     | 851 |
| Carl Crawford  | 768 |
| Carlos Peña    | 629 |
| Evan Longoria  | 479 |
| Fred McGriff   | 433 |
| Ben Zobrist    | 423 |
| Jonny Gomes    | 413 |
| Aubrey Huff    | 412 |
| Rocco Baldelli | 351 |
| Randy Winn     | 347 |

PITCHING LEADERS

**ERA (MIN. 300 IP)**

|                 |      |
|-----------------|------|
| David Price     | 3.38 |
| Matt Garza      | 3.86 |
| Scott Kazmir    | 3.92 |
| James Shields   | 3.96 |
| Jeff Niemann    | 4.16 |
| Wade Davis      | 4.22 |
| Rolando Arrojo  | 4.23 |
| Albie Lopez     | 4.27 |
| Victor Zambrano | 4.47 |
| Tanyon Sturtze  | 4.58 |

**Losses**

|                  |    |
|------------------|----|
| James Shields    | 63 |
| Scott Kazmir     | 44 |
| Bryan Rekar      | 37 |
| Ryan Rupe        | 37 |
| Andy Sonnanstine | 31 |
| Matt Garza       | 31 |
| Joe Kennedy      | 31 |
| Albie Lopez      | 31 |
| Mark Hendrickson | 31 |
| 2 tied           | 30 |

**Complete Games**

|                  |    |
|------------------|----|
| James Shields    | 16 |
| Matt Garza       | 6  |
| Joe Kennedy      | 6  |
| Albie Lopez      | 5  |
| Jeff Niemann     | 4  |
| Mark Hendrickson | 4  |
| Tanyon Sturtze   | 4  |
| Rolando Arrojo   | 4  |
| 3 tied           | 3  |

**Games Started**

|                  |     |
|------------------|-----|
| James Shields    | 184 |
| Scott Kazmir     | 144 |
| Matt Garza       | 94  |
| David Price      | 89  |
| Jeff Niemann     | 84  |
| Ryan Rupe        | 83  |
| Andy Sonnanstine | 80  |
| Bryan Rekar      | 79  |
| Mark Hendrickson | 74  |
| Joe Kennedy      | 72  |

**Wins**

|                  |    |
|------------------|----|
| James Shields    | 72 |
| Scott Kazmir     | 55 |
| David Price      | 41 |
| Jeff Niemann     | 38 |
| Victor Zambrano  | 35 |
| Matt Garza       | 34 |
| Andy Sonnanstine | 28 |
| Albie Lopez      | 26 |
| Esteban Yan      | 26 |
| 2 tied           | 25 |

**Saves**

|                   |     |
|-------------------|-----|
| Roberto Hernandez | 101 |
| Danyes Baez       | 71  |
| Rafael Soriano    | 45  |
| Esteban Yan       | 42  |
| Troy Percival     | 34  |
| Lance Carter      | 29  |
| Al Reyes          | 26  |
| Kyle Farnsworth   | 25  |
| J.P. Howell       | 20  |
| Dan Wheeler       | 18  |

**Strikeouts**

|                  |       |
|------------------|-------|
| James Shields    | 1,027 |
| Scott Kazmir     | 874   |
| David Price      | 520   |
| Matt Garza       | 467   |
| Jeff Niemann     | 375   |
| Victor Zambrano  | 372   |
| Esteban Yan      | 351   |
| Ryan Rupe        | 348   |
| Andy Sonnanstine | 343   |
| Bryan Rekar      | 292   |

**Games**

|                   |     |
|-------------------|-----|
| Esteban Yan       | 266 |
| Dan Wheeler       | 258 |
| Travis Harper     | 240 |
| Roberto Hernandez | 207 |
| Grant Balfour     | 203 |
| J.P. Howell       | 197 |
| Trever Miller     | 189 |
| Jesus Colome      | 186 |
| James Shields     | 185 |
| Albie Lopez       | 170 |

**Winning Pct. (MIN. 30 DEC.)**

|                  |              |
|------------------|--------------|
| Jeff Niemann     | .623 (38-23) |
| David Price      | .612 (41-26) |
| Victor Zambrano  | .565 (35-27) |
| Scott Kazmir     | .556 (55-44) |
| James Shields    | .533 (72-63) |
| Wade Davis       | .532 (25-22) |
| Matt Garza       | .523 (34-31) |
| J.P. Howell      | .486 (17-18) |
| Andy Sonnanstine | .475 (28-31) |
| Rolando Arrojo   | .467 (21-24) |

**Shutouts**

|                |   |
|----------------|---|
| James Shields  | 6 |
| Matt Garza     | 3 |
| Jeff Niemann   | 3 |
| Bobby Witt     | 2 |
| Albie Lopez    | 2 |
| Joe Kennedy    | 2 |
| Rolando Arrojo | 2 |
| 11 tied        | 1 |

**Quality Starts**

|                 |     |
|-----------------|-----|
| James Shields   | 112 |
| Scott Kazmir    | 71  |
| David Price     | 56  |
| Matt Garza      | 52  |
| Jeff Niemann    | 42  |
| Wade Davis      | 33  |
| Joe Kennedy     | 33  |
| Ryan Rupe       | 33  |
| Victor Zambrano | 33  |
| 2 tied          | 31  |

**Innings Pitched**

|                  |         |
|------------------|---------|
| James Shields    | 1,227.0 |
| Scott Kazmir     | 834.0   |
| Matt Garza       | 592.1   |
| David Price      | 575.1   |
| Andy Sonnanstine | 540.1   |
| Jeff Niemann     | 506.1   |
| Bryan Rekar      | 495.1   |
| Victor Zambrano  | 481.2   |
| Tanyon Sturtze   | 472.0   |
| Ryan Rupe        | 466.2   |



DID YOU KNOW?

**GOLDEN SEATS**

Fans at Tropicana Field will notice two golden seats in the right field stands. The seat located in the third row of Section 148 is the location where the first Rays home run landed, a 2-run shot hit by Wade Boggs off DET Justin Thompson in the 6th inning of the Rays inaugural game, March 31, 1998. The other golden seat, in Section 144, marks the spot where Boggs' 3,000th hit landed, a 2-run home run off CLE Chris Haney on Aug 7, 1999.



# SINGLE SEASON LEADERS

## BATTING LEADERS

### Games

|                     |     |
|---------------------|-----|
| Delmon Young, 2007  | 162 |
| Aubrey Huff, 2003   | 162 |
| Julio Lugo, 2005    | 158 |
| Fred McGriff, 2000  | 158 |
| Evan Longoria, 2009 | 157 |
| Aubrey Huff, 2004   | 157 |
| Julio Lugo, 2004    | 157 |
| 4 tied              | 156 |

### Batting Average (MIN. 502 PA)

|                      |      |
|----------------------|------|
| Jason Bartlett, 2009 | .320 |
| Carl Crawford, 2007  | .315 |
| Aubrey Huff, 2003    | .311 |
| Fred McGriff, 1999   | .310 |
| Carl Crawford, 2010  | .307 |
| Casey Kotchman, 2011 | .306 |
| Carl Crawford, 2009  | .305 |
| Carl Crawford, 2006  | .305 |
| Carl Crawford, 2005  | .301 |
| B.J. Upton, 2007     | .300 |

### Slugging Pct. (MIN. 502 PA)

|                     |      |
|---------------------|------|
| Carlos Peña, 2007   | .627 |
| Jose Canseco, 1999  | .563 |
| Aubrey Huff, 2003   | .555 |
| Fred McGriff, 1999  | .552 |
| Ben Zobrist, 2009   | .543 |
| Carlos Peña, 2009   | .537 |
| Evan Longoria, 2008 | .531 |
| Evan Longoria, 2009 | .526 |
| B.J. Upton, 2007    | .508 |
| Evan Longoria, 2010 | .507 |

### On-Base Pct. (MIN. 502 PA)

|                      |      |
|----------------------|------|
| Carlos Peña, 2007    | .411 |
| Ben Zobrist, 2009    | .405 |
| Fred McGriff, 1999   | .405 |
| Jason Bartlett, 2009 | .389 |
| B.J. Upton, 2007     | .386 |
| B.J. Upton, 2008     | .383 |
| Casey Kotchman, 2011 | .378 |
| Carlos Peña, 2008    | .377 |
| Fred McGriff, 2000   | .373 |
| 2 tied               | .372 |

### At-Bats

|                         |     |
|-------------------------|-----|
| Delmon Young, 2007      | 645 |
| Carl Crawford, 2005     | 644 |
| Rocco Baldelli, 2003    | 637 |
| Aubrey Huff, 2003       | 636 |
| Gerald Williams, 2000   | 632 |
| Carl Crawford, 2003     | 630 |
| Akinori Iwamura, 2008   | 627 |
| Carl Crawford, 2004     | 626 |
| Julio Lugo, 2005        | 616 |
| Quinton McCracken, 1998 | 614 |

### Home Runs

|                     |    |
|---------------------|----|
| Carlos Peña, 2007   | 46 |
| Carlos Peña, 2009   | 39 |
| Aubrey Huff, 2003   | 34 |
| Jose Canseco, 1999  | 34 |
| Evan Longoria, 2009 | 33 |
| Fred McGriff, 1999  | 32 |
| Evan Longoria, 2011 | 31 |
| Carlos Peña, 2008   | 31 |
| Aubrey Huff, 2004   | 29 |
| 3 tied              | 28 |

### Hits

|                      |     |
|----------------------|-----|
| Aubrey Huff, 2003    | 198 |
| Carl Crawford, 2005  | 194 |
| Delmon Young, 2007   | 186 |
| Carl Crawford, 2009  | 185 |
| Carl Crawford, 2004  | 185 |
| Carl Crawford, 2010  | 184 |
| Carl Crawford, 2007  | 184 |
| Rocco Baldelli, 2003 | 184 |
| Carl Crawford, 2006  | 183 |
| Julio Lugo, 2005     | 182 |

### Extra-Base Hits

|                     |    |
|---------------------|----|
| Aubrey Huff, 2003   | 84 |
| Evan Longoria, 2009 | 77 |
| Carlos Peña, 2007   | 76 |
| Evan Longoria, 2010 | 73 |
| Ben Zobrist, 2011   | 72 |
| Jorge Cantu, 2005   | 69 |
| Carlos Peña, 2009   | 66 |
| Carl Crawford, 2005 | 63 |
| Fred McGriff, 1999  | 63 |
| 3 tied              | 62 |

### Doubles

|                         |    |
|-------------------------|----|
| Aubrey Huff, 2003       | 47 |
| Ben Zobrist, 2011       | 46 |
| Evan Longoria, 2010     | 46 |
| Evan Longoria, 2009     | 44 |
| Julio Lugo, 2004        | 41 |
| Jorge Cantu, 2005       | 40 |
| Randy Winn, 2002        | 39 |
| B.J. Upton, 2010        | 38 |
| Delmon Young, 2007      | 38 |
| Quinton McCracken, 1998 | 38 |

### Triples

|                       |    |
|-----------------------|----|
| Carl Crawford, 2004   | 19 |
| Carl Crawford, 2006   | 16 |
| Carl Crawford, 2005   | 15 |
| Carl Crawford, 2010   | 13 |
| Carl Crawford, 2008   | 10 |
| Akinori Iwamura, 2007 | 10 |
| 5 tied                | 9  |

### RBI

|                     |     |
|---------------------|-----|
| Carlos Peña, 2007   | 121 |
| Jorge Cantu, 2005   | 117 |
| Evan Longoria, 2009 | 113 |
| Aubrey Huff, 2003   | 107 |
| Fred McGriff, 2000  | 106 |
| Evan Longoria, 2010 | 104 |
| Aubrey Huff, 2004   | 104 |
| Fred McGriff, 1999  | 104 |
| Carlos Peña, 2008   | 102 |
| Carlos Peña, 2009   | 100 |

### Runs

|                     |     |
|---------------------|-----|
| Carl Crawford, 2010 | 110 |
| Carl Crawford, 2004 | 104 |
| Carl Crawford, 2005 | 101 |
| Evan Longoria, 2009 | 100 |
| Ben Zobrist, 2011   | 99  |
| Carlos Peña, 2007   | 99  |
| Evan Longoria, 2010 | 96  |
| Carl Crawford, 2009 | 96  |
| Carl Crawford, 2007 | 93  |
| Aubrey Huff, 2004   | 92  |

### Total Bases

|                     |     |
|---------------------|-----|
| Aubrey Huff, 2003   | 353 |
| Evan Longoria, 2009 | 307 |
| Carlos Peña, 2007   | 307 |
| Carl Crawford, 2005 | 302 |
| Carl Crawford, 2010 | 297 |
| Jorge Cantu, 2005   | 297 |
| Aubrey Huff, 2004   | 296 |
| Fred McGriff, 1999  | 292 |
| Evan Longoria, 2010 | 291 |
| Carl Crawford, 2006 | 289 |

### Strikeouts

|                     |     |
|---------------------|-----|
| Carlos Peña, 2008   | 166 |
| B.J. Upton, 2010    | 164 |
| Carlos Peña, 2009   | 163 |
| B.J. Upton, 2011    | 161 |
| Ben Grieve, 2001    | 159 |
| Carlos Peña, 2010   | 158 |
| B.J. Upton, 2007    | 154 |
| B.J. Upton, 2009    | 152 |
| Carlos Peña, 2007   | 142 |
| Evan Longoria, 2009 | 140 |

### Pinch-Hit Home Runs

|                      |   |
|----------------------|---|
| Ben Zobrist, 2009    | 3 |
| Bubba Trammell, 2000 | 3 |
| Willy Aybar, 2010    | 2 |
| Gabe Kapler, 2009    | 2 |
| Travis Lee, 2005     | 2 |
| Paul Sorrento, 1998  | 2 |

BATTING LEADERS

Walks

|                    |     |
|--------------------|-----|
| Carlos Peña, 2007  | 103 |
| B.J. Upton, 2008   | 97  |
| Carlos Peña, 2008  | 96  |
| Ben Zobrist, 2010  | 92  |
| Ben Zobrist, 2009  | 91  |
| Fred McGriff, 2000 | 91  |
| Carlos Peña, 2010  | 87  |
| Carlos Peña, 2009  | 87  |
| Ben Grieve, 2001   | 87  |
| Fred McGriff, 1999 | 86  |

Pinch Hits

|                       |    |
|-----------------------|----|
| Travis Lee, 2005      | 10 |
| Willy Aybar, 2010     | 7  |
| Reid Brignac, 2010    | 7  |
| Steve Cox, 2000       | 7  |
| Sam Fuld, 2011        | 6  |
| Marlon Anderson, 2003 | 6  |
| Al Martin, 2003       | 6  |
| 6 tied                | 5  |

Stolen Bases

|                     |    |
|---------------------|----|
| Carl Crawford, 2009 | 60 |
| Carl Crawford, 2004 | 59 |
| Carl Crawford, 2006 | 58 |
| Carl Crawford, 2003 | 55 |
| Carl Crawford, 2007 | 50 |
| Carl Crawford, 2010 | 47 |
| Carl Crawford, 2005 | 46 |
| B.J. Upton, 2008    | 44 |
| B.J. Upton, 2010    | 42 |
| B.J. Upton, 2009    | 42 |

PITCHING LEADERS

Games

|                         |    |
|-------------------------|----|
| Randy Choate, 2010      | 85 |
| Shawn Camp, 2006        | 75 |
| Grant Balfour, 2009     | 73 |
| Roberto Hernandez, 1999 | 72 |
| Joel Peralta, 2011      | 71 |
| Dan Wheeler, 2008       | 70 |
| J.P. Howell, 2009       | 69 |
| Dan Wheeler, 2009       | 69 |
| 3 tied                  | 68 |

Losses

|                        |    |
|------------------------|----|
| Tanyon Sturtze, 2002   | 18 |
| James Shields, 2010    | 15 |
| Edwin Jackson, 2007    | 15 |
| Mark Hendrickson, 2004 | 15 |
| Bobby Witt, 1999       | 15 |
| Tony Saunders, 1998    | 15 |
| Wilson Alvarez, 1998   | 14 |
| David Price, 2011      | 13 |
| Bryan Rekar, 2001      | 13 |
| Albie Lopez, 2000      | 13 |

Relief Wins

|                    |   |
|--------------------|---|
| J.P. Howell, 2009  | 7 |
| Shawn Camp, 2006   | 7 |
| Lance Carter, 2003 | 7 |
| Esteban Yan, 2002  | 7 |
| Jim Mecir, 2000    | 7 |
| Albie Lopez, 1998  | 7 |
| Jim Mecir, 1998    | 7 |
| 5 tied             | 6 |

Games Started

|                      |    |
|----------------------|----|
| David Price, 2011    | 34 |
| Scott Kazmir, 2007   | 34 |
| James Shields, 2011  | 33 |
| James Shields, 2010  | 33 |
| James Shields, 2009  | 33 |
| James Shields, 2008  | 33 |
| Tanyon Sturtze, 2002 | 33 |
| 6 tied               | 32 |

Saves

|                         |    |
|-------------------------|----|
| Rafael Soriano, 2010    | 45 |
| Roberto Hernandez, 1999 | 43 |
| Danys Baez, 2005        | 41 |
| Roberto Hernandez, 2000 | 32 |
| Danys Baez, 2004        | 30 |
| Troy Percival, 2008     | 28 |
| Al Reyes, 2007          | 26 |
| Lance Carter, 2003      | 26 |
| Roberto Hernandez, 1998 | 26 |
| Kyle Farnsworth, 2011   | 25 |

Lowest Opp Avg. (MIN. 162 IP)

|                         |      |
|-------------------------|------|
| Jeremy Hellickson, 2011 | .210 |
| James Shields, 2011     | .217 |
| David Price, 2010       | .221 |
| David Price, 2011       | .230 |
| Matt Garza, 2009        | .233 |
| Victor Zambrano, 2003   | .237 |
| Jeff Niemann, 2010      | .242 |
| Albie Lopez, 2008       | .245 |
| James Shields, 2007     | .247 |
| 2 tied                  | .248 |

Wins

|                      |    |
|----------------------|----|
| David Price, 2010    | 19 |
| James Shields, 2011  | 16 |
| Matt Garza, 2010     | 15 |
| James Shields, 2008  | 14 |
| Edwin Jackson, 2008  | 14 |
| Rolando Arroyo, 1998 | 14 |
| 5 tied               | 13 |

Innings Pitched

|                      |       |
|----------------------|-------|
| James Shields, 2011  | 249.1 |
| David Price, 2011    | 224.1 |
| Tanyon Sturtze, 2002 | 224.0 |
| James Shields, 2009  | 219.2 |
| James Shields, 2008  | 215.0 |
| James Shields, 2007  | 215.0 |
| David Price, 2010    | 208.2 |
| Scott Kazmir, 2007   | 206.2 |
| Matt Garza, 2010     | 204.2 |
| James Shields, 2010  | 203.1 |

Strikeouts

|                     |     |
|---------------------|-----|
| Scott Kazmir, 2007  | 239 |
| James Shields, 2011 | 225 |
| David Price, 2011   | 218 |
| Matt Garza, 2009    | 189 |
| David Price, 2010   | 188 |
| James Shields, 2010 | 187 |
| James Shields, 2007 | 184 |
| Scott Kazmir, 2005  | 174 |
| Tony Saunders, 1998 | 172 |
| James Shields, 2009 | 167 |

ERA (MIN. 162 IP)

|                         |      |
|-------------------------|------|
| David Price, 2010       | 2.72 |
| James Shields, 2011     | 2.82 |
| Jeremy Hellickson, 2011 | 2.95 |
| Scott Kazmir, 2007      | 3.48 |
| David Price, 2011       | 3.49 |
| James Shields, 2008     | 3.56 |
| Rolando Arroyo, 1998    | 3.56 |
| Matt Garza, 2008        | 3.70 |
| Scott Kazmir, 2005      | 3.77 |
| James Shields, 2007     | 3.85 |

Walks/9 IP (MIN. 162 IP)

|                        |      |
|------------------------|------|
| James Shields, 2007    | 1.51 |
| James Shields, 2008    | 1.67 |
| Andy Sonnanstine, 2008 | 1.72 |
| Bryan Rekar, 2000      | 2.03 |
| James Shields, 2009    | 2.13 |
| James Shields, 2010    | 2.26 |
| Mark Hendrickson, 2004 | 2.26 |
| James Shields, 2011    | 2.35 |
| Mark Hendrickson, 2005 | 2.47 |
| Joe Kennedy, 2002      | 2.52 |

Strikeouts/9 IP (MIN. 162 IP)

|                     |       |
|---------------------|-------|
| Scott Kazmir, 2007  | 10.41 |
| David Price, 2011   | 8.75  |
| Scott Kazmir, 2005  | 8.42  |
| Matt Garza, 2009    | 8.38  |
| James Shields, 2010 | 8.28  |
| James Shields, 2011 | 8.12  |
| David Price, 2010   | 8.11  |
| Tony Saunders, 1998 | 8.05  |
| James Shields, 2007 | 7.70  |
| Casey Fossum, 2005  | 7.08  |

ORGANIZATION  
COACHES & STAFF  
40-MAN ROSTER  
NON-ROSTER INVITES  
RECORDS & HISTORY  
Single Season Leaders  
YEARLY SUMMARIES  
OPPONENTS  
MINOR LEAGUE OPERATIONS  
BROADCAST INFORMATION  
TROPICANA FIELD & MISC.

## PITCHING LEADERS

### Complete Games

|                      |    |
|----------------------|----|
| James Shields, 2011  | 11 |
| Joe Kennedy, 2002    | 5  |
| Tanyon Sturtze, 2002 | 4  |
| Albie Lopez, 2000    | 4  |
| Matt Garza, 2010     | 3  |
| Matt Garza, 2008     | 3  |
| James Shields, 2008  | 3  |
| Steve Trachsel, 2000 | 3  |
| Bobby Witt, 1999     | 3  |

### Walks

|                       |     |
|-----------------------|-----|
| Tony Saunders, 1998   | 111 |
| Victor Zambrano, 2003 | 106 |
| Scott Kazmir, 2005    | 100 |
| Victor Zambrano, 2004 | 96  |
| Bobby Witt, 1999      | 96  |
| Scott Kazmir, 2007    | 89  |
| Tanyon Sturtze, 2002  | 89  |
| Edwin Jackson, 2007   | 88  |
| 4 tied                | 79  |

### Home Runs Allowed

|                      |    |
|----------------------|----|
| James Shields, 2010  | 34 |
| Tanyon Sturtze, 2002 | 33 |
| Ryan Rupe, 2001      | 30 |
| James Shields, 2009  | 29 |
| Doug Waechter, 2005  | 29 |
| Paul Wilson, 2002    | 29 |
| Matt Garza, 2010     | 28 |
| James Shields, 2007  | 28 |
| James Shields, 2011  | 26 |
| Esteban Yan, 2000    | 26 |

### Shutouts

|                      |   |
|----------------------|---|
| James Shields, 2011  | 4 |
| Jeff Niemann, 2009   | 2 |
| Matt Garza, 2008     | 2 |
| James Shields, 2008  | 2 |
| Bobby Witt, 1999     | 2 |
| Rolando Arrojo, 1998 | 2 |
| 17 tied              | 1 |

### Winning Percentage

|                        |              |
|------------------------|--------------|
| David Price, 2010      | .760 (19-6)  |
| Jeff Niemann, 2009     | .684 (13-6)  |
| James Shields, 2008    | .636 (14-8)  |
| Jeff Niemann, 2011     | .611 (11-7)  |
| Matt Garza, 2010       | .600 (15-10) |
| Jeff Niemann, 2010     | .600 (12-8)  |
| Scott Kazmir, 2008     | .600 (12-8)  |
| James Shields, 2007    | .600 (12-8)  |
| Andy Sonnanstine, 2008 | .591 (13-9)  |
| Scott Kazmir, 2007     | .591 (13-9)  |



DID YOU KNOW?

## PREGAME SCHEDULE

### 12:10 START

|              |                  |
|--------------|------------------|
| Home BP      | 9:40–10:40 a.m.  |
| Away BP      | 10:40–11:20 a.m. |
| Home IF      | 11:20–11:30 a.m. |
| Away IF      | 11:30–11:40 a.m. |
| Grounds Crew | 11:40 a.m.       |
| First Pitch  | 12:10 p.m.       |

### 1:05 START

|              |                       |
|--------------|-----------------------|
| Home BP      | 10:35 a.m.–11:35 a.m. |
| Away BP      | 11:35 a.m.–12:15 p.m. |
| Home IF      | 12:15–12:25 p.m.      |
| Away IF      | 12:25–12:35 p.m.      |
| Grounds Crew | 12:35 p.m.            |
| First Pitch  | 1:05 p.m.             |

### 1:10 START

|              |                       |
|--------------|-----------------------|
| Home BP      | 10:40 a.m.–11:40 a.m. |
| Away BP      | 11:40 a.m.–12:20 p.m. |
| Home IF      | 12:20–12:30 p.m.      |
| Away IF      | 12:30–12:40 p.m.      |
| Grounds Crew | 12:40 p.m.            |
| First Pitch  | 1:10 p.m.             |

### 1:40 START

|              |                       |
|--------------|-----------------------|
| Home BP      | 11:10 a.m.–12:10 p.m. |
| Away BP      | 12:10–12:50 p.m.      |
| Home IF      | 12:50–1:00 p.m.       |
| Away IF      | 1:00–1:10 p.m.        |
| Grounds Crew | 1:10 p.m.             |
| First Pitch  | 1:40 p.m.             |

### 3:10 START

|              |                 |
|--------------|-----------------|
| Home BP      | 12:40–1:40 p.m. |
| Away BP      | 1:40–2:20 p.m.  |
| Home IF      | 2:20–2:30 p.m.  |
| Away IF      | 2:30–2:40 p.m.  |
| Grounds Crew | 2:40 p.m.       |
| First Pitch  | 3:10 p.m.       |

### 4:10 START

|              |                |
|--------------|----------------|
| Home BP      | 1:40–2:40 p.m. |
| Away BP      | 2:40–3:20 p.m. |
| Home IF      | 3:20–3:30 p.m. |
| Away IF      | 3:30–3:40 p.m. |
| Grounds Crew | 3:40 p.m.      |
| First Pitch  | 4:10 p.m.      |

### 7:10 START

|              |                |
|--------------|----------------|
| Home BP      | 4:40–5:40 p.m. |
| Away BP      | 5:40–6:20 p.m. |
| Home IF      | 6:20–6:30 p.m. |
| Away IF      | 6:30–6:40 p.m. |
| Grounds Crew | 6:40 p.m.      |
| First Pitch  | 7:10 p.m.      |

### 7:15 START

|              |                |
|--------------|----------------|
| Home BP      | 4:45–5:45 p.m. |
| Away BP      | 5:45–6:25 p.m. |
| Home IF      | 6:25–6:35 p.m. |
| Away IF      | 6:35–6:45 p.m. |
| Grounds Crew | 6:45 p.m.      |
| First Pitch  | 7:15 p.m.      |



# RAYS RECORDS AT TROPICANA FIELD

## BATTING LEADERS › ALL-TIME

### Batting Average (MIN. 500 PA)

|                 |      |
|-----------------|------|
| Carl Crawford   | .304 |
| Akinori Iwamura | .297 |
| Fred McGriff    | .293 |
| Jorge Cantu     | .293 |
| Jason Bartlett  | .290 |
| Aubrey Huff     | .285 |
| Randy Winn      | .284 |
| Rocco Baldelli  | .284 |
| Steve Cox       | .275 |
| Julio Lugo      | .275 |

### Home Runs

|               |    |
|---------------|----|
| Carlos Peña   | 74 |
| Aubrey Huff   | 69 |
| Evan Longoria | 57 |
| Carl Crawford | 53 |
| Fred McGriff  | 52 |
| B.J. Upton    | 43 |
| Ben Zobrist   | 36 |
| Jonny Gomes   | 30 |
| Ty Wigginton  | 27 |
| Greg Vaughn   | 26 |

### RBI

|               |     |
|---------------|-----|
| Carl Crawford | 298 |
| Aubrey Huff   | 240 |
| Carlos Peña   | 213 |
| Evan Longoria | 189 |
| Fred McGriff  | 180 |
| B.J. Upton    | 172 |
| Ben Zobrist   | 139 |
| Toby Hall     | 114 |
| Randy Winn    | 111 |
| Julio Lugo    | 109 |

## BATTING LEADERS › SINGLE SEASON

### Batting Average (MIN. 200 PA)

|                      |      |
|----------------------|------|
| Fred McGriff, 1999   | .344 |
| Carl Crawford, 2004  | .332 |
| Aubrey Huff, 2002    | .328 |
| Randy Winn, 2002     | .325 |
| Evan Longoria, 2010  | .324 |
| Carl Crawford, 2003  | .319 |
| Casey Kotchman, 2011 | .315 |
| Ben Zobrist, 2009    | .312 |
| Travis Lee, 2005     | .312 |
| Matt Joyce, 2011     | .310 |

### Home Runs

|                     |    |
|---------------------|----|
| Carlos Peña, 2007   | 23 |
| Carlos Peña, 2009   | 19 |
| Carlos Peña, 2010   | 18 |
| Ben Zobrist, 2009   | 18 |
| Ty Wigginton, 2006  | 18 |
| Fred McGriff, 1999  | 18 |
| Evan Longoria, 2008 | 17 |
| Aubrey Huff, 2002   | 17 |
| 3 tied              | 16 |

### RBI

|                     |    |
|---------------------|----|
| Jorge Cantu, 2005   | 61 |
| Carlos Peña, 2007   | 59 |
| Carlos Peña, 2008   | 57 |
| Ben Zobrist, 2009   | 56 |
| Aubrey Huff, 2004   | 55 |
| Evan Longoria, 2009 | 54 |
| Fred McGriff, 1999  | 54 |
| Aubrey Huff, 2003   | 53 |
| Carlos Peña, 2009   | 51 |
| Evan Longoria, 2008 | 51 |

## PITCHING LEADERS › ALL-TIME

### Wins

|                  |    |
|------------------|----|
| James Shields    | 39 |
| Scott Kazmir     | 26 |
| David Price      | 21 |
| Matt Garza       | 20 |
| Victor Zambrano  | 18 |
| Albie Lopez      | 18 |
| Andy Sonnanstine | 16 |
| Jeff Niemann     | 16 |
| Casey Fossum     | 14 |
| Esteban Yan      | 14 |

### ERA (MIN. 200 IP)

|                 |      |
|-----------------|------|
| David Price     | 2.86 |
| Matt Garza      | 3.21 |
| James Shields   | 3.36 |
| Scott Kazmir    | 3.67 |
| Wade Davis      | 3.67 |
| Albie Lopez     | 3.71 |
| Jeff Niemann    | 3.91 |
| Victor Zambrano | 4.26 |
| Paul Wilson     | 4.41 |
| Joe Kennedy     | 4.43 |

### Strikeouts

|                 |     |
|-----------------|-----|
| James Shields   | 565 |
| Scott Kazmir    | 460 |
| David Price     | 294 |
| Matt Garza      | 250 |
| Ryan Rupe       | 212 |
| Esteban Yan     | 195 |
| Victor Zambrano | 185 |
| Jeff Niemann    | 181 |
| Casey Fossum    | 170 |
| Travis Harper   | 152 |

## PITCHING LEADERS › SINGLE SEASON

### Wins

|                     |   |
|---------------------|---|
| David Price, 2010   | 9 |
| James Shields, 2011 | 9 |
| James Shields, 2008 | 8 |
| Matt Garza, 2010    | 8 |
| David Price, 2009   | 8 |
| Scott Kazmir, 2008  | 8 |
| 4 tied              | 7 |

### ERA (MIN. 50 IP)

|                         |      |
|-------------------------|------|
| Scott Kazmir, 2006      | 1.91 |
| David Price, 2010       | 1.96 |
| James Shields, 2011     | 2.36 |
| Jeremy Hellickson, 2011 | 2.54 |
| James Shields, 2008     | 2.59 |
| Esteban Yan, 1998       | 2.81 |
| Matt Garza, 2008        | 2.89 |
| Dewon Brazelton, 2004   | 2.90 |
| Scott Kazmir, 2008      | 2.90 |
| David Price, 2009       | 2.93 |

### Strikeouts

|                     |     |
|---------------------|-----|
| Scott Kazmir, 2007  | 137 |
| David Price, 2011   | 129 |
| James Shields, 2011 | 124 |
| James Shields, 2010 | 109 |
| David Price, 2010   | 107 |
| Matt Garza, 2009    | 103 |
| James Shields, 2007 | 99  |
| Scott Kazmir, 2006  | 93  |
| James Shields, 2009 | 91  |
| 2 tied              | 86  |



# MONTHLY RECORDS

## RAYS BY MONTH

| YEAR          | MARCH       | APRIL          | MAY            | JUNE           | JULY           | AUG            | SEP            | OCT          |
|---------------|-------------|----------------|----------------|----------------|----------------|----------------|----------------|--------------|
| 1998          | 0-1         | 12-13          | 12-16          | 10-17          | 9-16           | 10-20          | 10-16          |              |
| 1999          |             | 12-12          | 11-16          | 10-16          | 10-17          | 16-12          | 9-18           | 1-2          |
| 2000          |             | 9-15           | 8-19           | 15-11          | 12-14          | 15-15          | 9-18           | 1-0          |
| 2001          |             | 8-18           | 7-20           | 9-18           | 11-15          | 13-16          | 9-11           | 5-2          |
| 2002          |             | 9-15           | 9-19           | 10-17          | 7-20           | 11-18          | 9-17           |              |
| 2003          | 1-0         | 9-17           | 11-16          | 5-21           | 14-12          | 13-16          | 10-17          |              |
| 2004          | 1-1         | 6-13           | 11-17          | 20-6           | 11-17          | 10-18          | 9-18           | 2-1          |
| 2005          |             | 8-16           | 11-18          | 8-18           | 13-14          | 15-13          | 12-14          | 0-2          |
| 2006          |             | 11-14          | 10-18          | 14-13          | 9-17           | 9-19           | 8-19           | 0-1          |
| 2007          |             | 11-14          | 11-15          | 11-17          | 7-20           | 15-14          | 11-16          |              |
| 2008          | 1-0         | 14-12          | 19-10          | 16-10          | 13-12          | 21-7           | 13-14          |              |
| 2009          |             | 9-14           | 16-14          | 19-7           | 12-12          | 15-12          | 11-17          | 2-2          |
| 2010          |             | 17-6           | 17-12          | 11-14          | 19-7           | 17-12          | 13-14          | 2-1          |
| 2011          |             | 15-12          | 14-13          | 16-11          | 11-15          | 18-10          | 17-10          |              |
| <b>Totals</b> | <b>3-2</b>  | <b>150-191</b> | <b>167-223</b> | <b>174-196</b> | <b>158-208</b> | <b>198-202</b> | <b>150-219</b> | <b>13-11</b> |
|               | <b>.600</b> | <b>.440</b>    | <b>.428</b>    | <b>.470</b>    | <b>.432</b>    | <b>.495</b>    | <b>.407</b>    | <b>.542</b>  |

## BATTING LEADERS

### Hits, By Month

|       |    |                  |      |
|-------|----|------------------|------|
| April | 39 | Rocco Baldelli * | 2003 |
| May   | 43 | Carl Crawford    | 2009 |
| June  | 42 | Randy Winn       | 2002 |
| July  | 40 | Julio Lugo       | 2005 |
| Aug   | 50 | Carl Crawford    | 2007 |
| Sep   | 38 | Carl Crawford    | 2010 |

### Hits, Any Month

|    |               |      |      |
|----|---------------|------|------|
| 50 | Carl Crawford | Aug  | 2007 |
| 44 | Aubrey Huff   | Aug  | 2002 |
| 43 | Carl Crawford | May  | 2009 |
| 42 | Aubrey Huff   | Aug  | 2003 |
| 42 | Randy Winn    | June | 2002 |

### RBI, By Month

|       |    |                 |            |
|-------|----|-----------------|------------|
| April | 25 | Ben Zobrist     | 2011       |
| May   | 31 | Evan Longoria   | 2009       |
| June  | 27 | Greg Vaughn     | 2001       |
| July  | 27 | Gerald Williams | 2000       |
| Aug   | 29 | Carlos Peña     | 2009, 2008 |
| Sep   | 29 | Carlos Peña     | 2007       |

### RBI, Any Month

|    |               |     |      |
|----|---------------|-----|------|
| 31 | Evan Longoria | May | 2009 |
| 29 | Carlos Peña   | Aug | 2009 |
| 29 | Carlos Peña   | Aug | 2008 |
| 29 | Carlos Peña   | Sep | 2007 |
| 28 | Jorge Cantu   | Aug | 2005 |

### Home Runs, By Month

|       |    |                 |            |
|-------|----|-----------------|------------|
| April | 11 | Jonny Gomes     | 2006       |
| May   | 10 | Aubrey Huff     | 2003       |
| June  | 9  | Jose Canseco    | 1999       |
| July  | 8  | Carlos Peña     | 2007       |
|       |    | Aubrey Huff     | 2004, 2005 |
|       |    | Gerald Williams | 2000       |
| Aug   | 12 | Carlos Peña     | 2009       |
| Sep   | 13 | Carlos Peña     | 2007       |

### Home Runs, Any Month

|    |               |       |      |
|----|---------------|-------|------|
| 13 | Carlos Peña   | Sep   | 2007 |
| 12 | Carlos Peña   | Aug   | 2009 |
| 11 | Jonny Gomes   | April | 2006 |
| 10 | Evan Longoria | Aug   | 2011 |
| 10 | Aubrey Huff   | May   | 2003 |
| 10 | Jose Canseco  | May   | 1999 |

### Average, Best Months (MIN. 50 AB)

|                   |                |      |      |
|-------------------|----------------|------|------|
| .422 (38 H/90 AB) | Fred McGriff   | July | 1999 |
| .414 (36/87)      | Matt Joyce     | May  | 2011 |
| .389 (28/72)      | Jason Bartlett | Aug  | 2008 |
| .388 (31/80)      | Jason Bartlett | May  | 2009 |
| .388 (50/129)     | Carl Crawford  | Aug  | 2007 |
| .385 (37/96)      | Aubrey Huff    | Aug  | 2004 |
| .382 (29/76)      | Fred McGriff   | June | 2001 |
| .376 (38/101)     | Carl Crawford  | Sep  | 2010 |
| .373 (28/75)      | Casey Kotchman | May  | 2011 |
| .372 (29/78)      | Alex Sanchez   | May  | 2005 |
| .371 (33/89)      | Carl Crawford  | Sep  | 2005 |
| .370 (34/92)      | Fred McGriff   | May  | 2001 |

\* ROOKIE



## PITCHING LEADERS

### Innings Pitched, By Month

|       |      |                |      |
|-------|------|----------------|------|
| April | 46.1 | James Shields  | 2011 |
| May   | 47.1 | James Shields  | 2007 |
| June  | 47.1 | Joe Kennedy    | 2002 |
| July  | 42.1 | Tanyon Sturtze | 2002 |
| Aug   | 48.2 | James Shields  | 2011 |
| Sep   | 43.0 | David Price    | 2010 |

### Innings Pitched, Any Month

|      |               |       |      |
|------|---------------|-------|------|
| 48.2 | James Shields | Aug   | 2011 |
| 47.1 | James Shields | May   | 2007 |
| 47.1 | Joe Kennedy   | June  | 2002 |
| 46.1 | James Shields | April | 2011 |
| 45.2 | Albie Lopez   | Aug   | 2000 |

### Earned Run Average, Best Months (MIN. 25 IP)

|                   |                     |       |      |
|-------------------|---------------------|-------|------|
| 1.06 (4 ER/34 IP) | Jeff Niemann        | July  | 2011 |
| 1.22 (5/37)       | Scott Kazmir        | May   | 2008 |
| 1.27 (5/35.1)     | Matt Garza          | Aug   | 2010 |
| 1.36 (5/33)       | Jeremy Hellickson * | May   | 2011 |
| 1.43 (6/37.2)     | Julio Santana       | Aug   | 1998 |
| 1.67 (8/43)       | David Price         | Sep   | 2010 |
| 1.71 (6/31.2)     | Scott Kazmir *      | Sep   | 2005 |
| 1.72 (6/31.1)     | Tony Saunders       | July  | 1998 |
| 1.91 (7/33)       | Scott Kazmir        | May   | 2006 |
| 2.03 (7/31)       | Scott Kazmir        | Sep   | 2007 |
| 2.04 (8/35.1)     | Jeff Niemann        | May   | 2010 |
| 2.05 (6/26.1)     | Jeremy Hellickson * | Aug   | 2010 |
| 2.05 (6/26.1)     | Dewon Brazelton     | June  | 2004 |
| 2.06 (8/35)       | Matt Garza          | April | 2010 |

### Strikeouts, By Month

|       |    |               |      |
|-------|----|---------------|------|
| April | 39 | James Shields | 2011 |
| May   | 42 | James Shields | 2011 |
| June  | 48 | David Price   | 2011 |
| July  | 39 | Scott Kazmir  | 2007 |
| Aug   | 50 | Scott Kazmir  | 2007 |
| Sep   | 45 | Scott Kazmir  | 2007 |

### Wins, By Month

|       |   |                  |            |
|-------|---|------------------|------------|
| April | 4 | Matt Garza       | 2010       |
|       | 4 | Andy Sonnanstine | 2008       |
| May   | 5 | Scott Kazmir     | 2008       |
| June  | 4 | Matt Garza       | 2010       |
|       | 4 | David Price      | 2010       |
|       | 4 | J.P. Howell      | 2009       |
|       | 4 | James Shields *  | 2006       |
|       | 4 | Victor Zambrano  | 2003       |
| July  | 4 | Wade Davis       | 2010       |
|       | 4 | Albie Lopez      | 2000       |
| Aug   | 4 | Jeff Niemann     | 2011       |
|       | 4 | James Shields    | 2010, 2011 |
|       | 4 | Edwin Jackson    | 2008       |
|       | 4 | Scott Kazmir     | 2007       |
|       | 4 | Seth McClung     | 2005       |
|       | 4 | Wilson Alvarez   | 1999       |
|       | 4 | Jim Mecir        | 1998       |
| Sep   | 4 | Jake McGee *     | 2011       |
|       | 4 | David Price      | 2010       |

\* ROOKIE



### DID YOU KNOW?

## 2012 TROPICANA FIELD GROUND RULES

### BULLPEN AREA

- + Ball lodging on, under or in the bullpen seating area: **out of play**. A ball is deemed to be lodged when it goes in or behind equipment or seating or, in the umpire's judgment, is deemed otherwise unplayable.
- + Ball enters the bullpen seating area and rebounds out of the seating area: **in play**.

### CATWALKS, LIGHTS AND SUSPENDED OBJECTS

- + Batted ball strikes catwalk, light or suspended object over fair territory:
  - Batted ball that strikes either of the lower two catwalks, lights or suspended objects in fair territory: **home run**.
  - Batted ball that is not judged a home run and remains on a catwalk, light or suspended object: **two bases**.
  - Batted ball that is not judged a home run and strikes a catwalk, light or suspended object in fair territory shall be judged fair or foul in relation to where it strikes the ground or is touched by a fielder. If caught by fielder, batter is out and runners advance at own risk.
- + Batted ball strikes catwalk, light or suspended object over foul territory: **dead ball**.

ORGANIZATION  
COACHES & STAFF  
40-MAN ROSTER  
NON-ROSTER INVITES  
RECORDS & HISTORY  
Monthly Records  
YEARLY SUMMARIES  
OPPONENTS  
MINOR LEAGUE OPERATIONS  
BROADCAST INFORMATION  
TROPICANA FIELD & MISC.



# YEAR-BY-YEAR LEADERS

## TEAM BATTING & PITCHING LEADERS

### Batting Average

|      |                   |      |
|------|-------------------|------|
| 1998 | Quinton McCracken | .292 |
| 1999 | Fred McGriff      | .310 |
| 2000 | Fred McGriff      | .277 |
| 2001 | Ben Grieve        | .264 |
| 2002 | Randy Winn        | .298 |
| 2003 | Aubrey Huff       | .311 |
| 2004 | Aubrey Huff       | .297 |
| 2005 | Carl Crawford     | .301 |
| 2006 | Carl Crawford     | .305 |
| 2007 | Carl Crawford     | .315 |
| 2008 | Akinori Iwamura   | .274 |
| 2009 | Jason Bartlett    | .320 |
| 2010 | Carl Crawford     | .307 |
| 2011 | Casey Kotchman    | .306 |

### Hits

|      |                   |     |
|------|-------------------|-----|
| 1998 | Quinton McCracken | 179 |
| 1999 | Fred McGriff      | 164 |
| 2000 | Gerald Williams   | 173 |
| 2001 | Ben Grieve        | 143 |
| 2002 | Randy Winn        | 181 |
| 2003 | Aubrey Huff       | 198 |
| 2004 | Carl Crawford     | 185 |
| 2005 | Carl Crawford     | 194 |
| 2006 | Carl Crawford     | 183 |
| 2007 | Delmon Young      | 186 |
| 2008 | Akinori Iwamura   | 172 |
| 2009 | Carl Crawford     | 185 |
| 2010 | Carl Crawford     | 184 |
| 2011 | Ben Zobrist       | 158 |

### Home Runs

|      |               |    |
|------|---------------|----|
| 1998 | Fred McGriff  | 19 |
| 1999 | Jose Canseco  | 34 |
| 2000 | Greg Vaughn   | 28 |
| 2001 | Greg Vaughn   | 24 |
| 2002 | Aubrey Huff   | 23 |
| 2003 | Aubrey Huff   | 34 |
| 2004 | Aubrey Huff   | 29 |
| 2005 | Jorge Cantu   | 28 |
| 2006 | Ty Wigginton  | 24 |
| 2007 | Carlos Peña   | 46 |
| 2008 | Carlos Peña   | 31 |
| 2009 | Carlos Peña   | 39 |
| 2010 | Carlos Peña   | 28 |
| 2011 | Evan Longoria | 31 |

### Runs Batted In

|      |               |     |
|------|---------------|-----|
| 1998 | Fred McGriff  | 81  |
| 1999 | Fred McGriff  | 104 |
| 2000 | Fred McGriff  | 106 |
| 2001 | Greg Vaughn   | 82  |
| 2002 | Randy Winn    | 75  |
| 2003 | Aubrey Huff   | 107 |
| 2004 | Aubrey Huff   | 104 |
| 2005 | Jorge Cantu   | 117 |
| 2006 | Ty Wigginton  | 79  |
| 2007 | Carlos Peña   | 121 |
| 2008 | Carlos Peña   | 102 |
| 2009 | Evan Longoria | 113 |
| 2010 | Evan Longoria | 104 |
| 2011 | Evan Longoria | 99  |

### Stolen Bases

|      |               |    |
|------|---------------|----|
| 1998 | Randy Winn    | 26 |
| 1999 | Miguel Cairo  | 22 |
| 2000 | Miguel Cairo  | 28 |
| 2001 | Jason Tyner   | 31 |
| 2002 | Randy Winn    | 27 |
| 2003 | Carl Crawford | 55 |
| 2004 | Carl Crawford | 59 |
| 2005 | Carl Crawford | 46 |
| 2006 | Carl Crawford | 58 |
| 2007 | Carl Crawford | 50 |
| 2008 | B.J. Upton    | 44 |
| 2009 | Carl Crawford | 60 |
| 2010 | Carl Crawford | 47 |
| 2011 | B.J. Upton    | 36 |

### Wins

|      |                   |    |
|------|-------------------|----|
| 1998 | Rolando Arrojo    | 14 |
| 1999 | Wilson Alvarez    | 9  |
| 2000 | Albie Lopez       | 11 |
| 2001 | Tanyon Sturtze    | 11 |
| 2002 | Kennedy, Zambrano | 8  |
| 2003 | Victor Zambrano   | 12 |
| 2004 | Mark Hendrickson  | 10 |
| 2005 | Mark Hendrickson  | 11 |
| 2006 | Scott Kazmir      | 10 |
| 2007 | Scott Kazmir      | 13 |
| 2008 | Jackson, Shields  | 14 |
| 2009 | Jeff Niemann      | 13 |
| 2010 | David Price       | 19 |
| 2011 | James Shields     | 16 |

### Strikeouts

|      |                 |     |
|------|-----------------|-----|
| 1998 | Tony Saunders   | 172 |
| 1999 | Wilson Alvarez  | 128 |
| 2000 | Esteban Yan     | 111 |
| 2001 | Ryan Rupe       | 123 |
| 2002 | Tanyon Sturtze  | 137 |
| 2003 | Victor Zambrano | 132 |
| 2004 | Victor Zambrano | 109 |
| 2005 | Scott Kazmir    | 174 |
| 2006 | Scott Kazmir    | 163 |
| 2007 | Scott Kazmir    | 239 |
| 2008 | Scott Kazmir    | 166 |
| 2009 | Matt Garza      | 189 |
| 2010 | David Price     | 188 |
| 2011 | James Shields   | 225 |

### Saves

|      |                   |    |
|------|-------------------|----|
| 1998 | Roberto Hernandez | 26 |
| 1999 | Roberto Hernandez | 43 |
| 2000 | Roberto Hernandez | 32 |
| 2001 | Esteban Yan       | 22 |
| 2002 | Esteban Yan       | 19 |
| 2003 | Lance Carter      | 26 |
| 2004 | Danys Baez        | 30 |
| 2005 | Danys Baez        | 41 |
| 2006 | Tyler Walker      | 10 |
| 2007 | Al Reyes          | 26 |
| 2008 | Troy Percival     | 28 |
| 2009 | J.P. Howell       | 17 |
| 2010 | Rafael Soriano    | 45 |
| 2011 | Kyle Farnsworth   | 25 |

### Earned Run Average

|      |                 |      |
|------|-----------------|------|
| 1998 | Rolando Arrojo  | 3.56 |
| 1999 | Bobby Witt      | 5.84 |
| 2000 | Albie Lopez     | 4.13 |
| 2001 | Tanyon Sturtze  | 4.22 |
| 2002 | Joe Kennedy     | 4.53 |
| 2003 | Victor Zambrano | 4.21 |
| 2004 | M. Hendrickson  | 4.81 |
| 2005 | Scott Kazmir    | 3.77 |
| 2006 | Scott Kazmir*   | 3.24 |
| 2007 | Scott Kazmir    | 3.48 |
| 2008 | James Shields   | 3.56 |
| 2009 | Jeff Niemann    | 3.94 |
| 2010 | David Price     | 2.72 |
| 2011 | James Shields   | 2.82 |

\* NON-QUALIFIER



# TEAM & INDIVIDUAL FIELDING RECORDS

## SINGLE SEASON & GAME

### Most Double Plays, Team

198 1999

### Most Outfield Assists, Team

47 1998

### Best Fielding Pct., Team

.988 2011

### Fewest Errors, Team

73 2011

### Most Errors, Team

139 2001

### Most Double Plays, Game

5 at TOR, 9/16/06  
vs. BAL, 7/22/06  
vs. SF, 6/9/04 (10 inn.)  
vs. TEX, 5/2/00  
at DET, 8/16/99  
at TEX, 5/18/99  
vs. NYY, 9/17/98

### Fewest Assists, Game

0 # at BAL, 5/17/03  
at MIN, 5/1/02

### Most Errors, Game

5 vs. TOR, 5/12/00  
vs. TOR, 4/15/01

### Most Errors, Inning

3 at CLE, 7/2/07  
at WAS, 7/2/06  
at CHC, 6/5/03  
at NYY, 5/16/02  
at SEA, 9/5/01  
at BOS, 8/14/00

### Most Errors Game, Both Clubs

6 TB (1) at TOR (5), 5/18/11  
TB (4) at NYY (2), 6/9/09  
TB (3) at CLE (3), 5/7/99  
CWS (5) at TB (1), 8/5/98

### Most Consecutive Errorless Games

10 7/28/11 thru 8/7/11  
8/24/10 thru 9/4/10  
4/23/08 thru 5/3/08

### Most Consecutive Games with an Error

11 8/29/04 thru 9/11/04

### Most Passed Balls, Game

2 (6x), last at KC, 7/30/00

### Most Of Assists, Individual, Season

18 Quinton McCracken, 1998

### Most OF Assists, Individual, Inning

2 Jonny Gomes at NYY, 9/6/05  
Rocco Baldelli at BOS, 8/12/04

### Most OF Assists, Game

2 (14x), last Carl Crawford,  
vs. NYY 4/10/10

### Most Caught Stealing, Game

3 John Jaso vs. CWS, 5/30/10  
Dioner Navarro at LAA, 7/16/06  
Toby Hall vs. SEA, 7/13/02  
John Flaherty vs. NYM, 7/16/99

### Most Infield Assists, 9-Inning Game

10 Miguel Cairo (2x),  
vs. MIN, 8/7/00;  
vs. DET, 7/31/98

### Most Errors, Game

3 Sean Rodriguez vs. TEX, 5/30/11  
Dioner Navarro at NYY, 6/6/09  
Josh Wilson at NYY, 9/1/07  
Alex Gonzalez at BOS, 7/20/05  
Jason Smith at TOR, 7/19/02  
Kevin Stocker vs. TOR, 5/12/02

## CAREER STARTS BY POSITION

### Catcher

Toby Hall 550  
John Flaherty 442  
Dioner Navarro 360  
Mike DiFelice 234  
John Jaso 148

### First Base

Carlos Peña 532  
Fred McGriff 482  
Travis Lee 338  
Steve Cox 201  
Casey Kotchman 135

### Second Base

Miguel Cairo 349  
Ben Zobrist 248  
Akinori Iwamura 215  
Jorge Cantu 210  
Brent Abernathy 194

### Shortstop

Julio Lugo 485  
Jason Bartlett 380  
Kevin Stocker 219  
Chris Gomez 183  
Felix Martinez 161

### Third Base

Evan Longoria 547  
Aubrey Huff 272  
Jared Sandberg 173  
Wade Boggs 147  
Bobby Smith 136

### Left Field

Carl Crawford 1,127  
Greg Vaughn 159  
Jason Tyner 104  
Bubba Trammell 95  
Sam Fuld 68

### Center Field

B.J. Upton 653  
Rocco Baldelli 374  
Randy Winn 326  
Gerald Williams 194  
Quinton McCracken 124

### Right Field

Aubrey Huff 198  
Dave Martinez 191  
Ben Grieve 189  
Jose Guillen 161  
Matt Joyce 161

# TIES MODERN MAJOR LEAGUE RECORD

ORGANIZATION COACHES & STAFF 4Q-MAN ROSTER NON-ROSTER INVITES NON-ROSTER INVITES RECORDS & HISTORY Team & Individual Fielding Records YEARLY SUMMARIES OPPONENTS MINOR LEAGUE OPERATIONS BROADCAST INFORMATION TROPICANA FIELD & MISC.

## SINGLE SEASON FIELDING LEADERS

### CATCHERS

#### Putouts

|     |                |      |
|-----|----------------|------|
| 837 | Dioner Navarro | 2008 |
| 814 | Dioner Navarro | 2007 |
| 759 | Toby Hall      | 2005 |
| 732 | Dioner Navarro | 2009 |
| 726 | John Flaherty  | 1999 |

#### Assists

|    |                |      |
|----|----------------|------|
| 87 | John Flaherty  | 1999 |
| 67 | Dioner Navarro | 2007 |
| 60 | Toby Hall      | 2003 |
| 55 | Dioner Navarro | 2008 |
| 52 | Mike DiFelice  | 1998 |

#### Errors

|    |                |      |
|----|----------------|------|
| 14 | Dioner Navarro | 2007 |
| 9  | Toby Hall      | 2003 |
| 9  | Toby Hall      | 2005 |
| 8  | Mike DiFelice  | 2000 |
| 7  | 2 tied         |      |

#### Fielding (QUALIFIERS)

|      |                |      |
|------|----------------|------|
| .994 | Kelly Shoppach | 2011 |
| .994 | Dioner Navarro | 2008 |
| .994 | Dioner Navarro | 2009 |
| .993 | 4 tied         |      |

### FIRST BASEMEN

#### Putouts

|       |                |      |
|-------|----------------|------|
| 1,300 | Fred McGriff   | 2000 |
| 1,223 | Travis Lee     | 2003 |
| 1,150 | Fred McGriff   | 1998 |
| 1,119 | Casey Kotchman | 2011 |
| 1,074 | Carlos Peña    | 2010 |

#### Assists

|     |              |      |
|-----|--------------|------|
| 130 | Carlos Peña  | 2007 |
| 106 | Carlos Peña  | 2008 |
| 100 | Travis Lee   | 2003 |
| 88  | Fred McGriff | 1999 |
| 85  | Steve Cox    | 2002 |

#### Errors

|    |              |      |
|----|--------------|------|
| 13 | Fred McGriff | 1999 |
| 10 | Carlos Peña  | 2009 |
| 10 | Fred McGriff | 2000 |
| 9  | Fred McGriff | 2001 |
| 8  | Carlos Peña  | 2007 |

#### Fielding (QUALIFIERS)

|      |                |      |
|------|----------------|------|
| .998 | Casey Kotchman | 2011 |
| .998 | Carlos Peña    | 2008 |
| .998 | Travis Lee     | 2006 |
| .998 | Travis Lee     | 2003 |
| .997 | Tino Martinez  | 2004 |

### SECOND BASEMEN

#### Putouts

|     |                 |      |
|-----|-----------------|------|
| 284 | Akinori Iwamura | 2008 |
| 278 | Miguel Cairo    | 1998 |
| 253 | Brent Abernathy | 2002 |
| 251 | Miguel Cairo    | 1999 |
| 218 | Miguel Cairo    | 2000 |

#### Assists

|     |                 |      |
|-----|-----------------|------|
| 429 | Miguel Cairo    | 1998 |
| 397 | Akinori Iwamura | 2008 |
| 377 | Miguel Cairo    | 1999 |
| 350 | Marlon Anderson | 2003 |
| 316 | 2 tied          |      |

#### Errors

|    |                 |      |
|----|-----------------|------|
| 16 | Miguel Cairo    | 1998 |
| 15 | Marlon Anderson | 2003 |
| 13 | Jorge Cantu     | 2006 |
| 12 | Brent Abernathy | 2002 |
| 12 | B.J. Upton      | 2007 |

#### Fielding (QUALIFIERS)

|      |                 |      |
|------|-----------------|------|
| .990 | Akinori Iwamura | 2008 |
| .989 | Ben Zobrist     | 2011 |
| .986 | Miguel Cairo    | 1999 |
| .983 | Miguel Cairo    | 2000 |
| .979 | Brent Abernathy | 2002 |

### SHORTSTOPS

#### Putouts

|     |                |      |
|-----|----------------|------|
| 310 | Julio Lugo     | 2005 |
| 236 | Julio Lugo     | 2004 |
| 229 | Chris Gomez    | 2002 |
| 211 | Julio Lugo     | 2003 |
| 204 | Jason Bartlett | 2008 |

#### Assists

|     |                |      |
|-----|----------------|------|
| 424 | Julio Lugo     | 2005 |
| 422 | Julio Lugo     | 2004 |
| 368 | Felix Martinez | 2000 |
| 356 | Chris Gomez    | 2002 |
| 339 | Jason Bartlett | 2009 |

#### Errors

|    |                |      |
|----|----------------|------|
| 25 | Julio Lugo     | 2004 |
| 24 | Julio Lugo     | 2005 |
| 20 | Jason Bartlett | 2009 |
| 17 | Julio Lugo     | 2003 |
| 16 | 2 tied         |      |

#### Fielding (QUALIFIERS)

|      |                |      |
|------|----------------|------|
| .980 | Chris Gomez    | 2002 |
| .979 | Kevin Stocker  | 1998 |
| .977 | Jason Bartlett | 2010 |
| .970 | Jason Bartlett | 2008 |
| .970 | Julio Lugo     | 2003 |

### THIRD BASEMEN

#### Putouts

|     |                |      |
|-----|----------------|------|
| 127 | Evan Longoria  | 2010 |
| 124 | Evan Longoria  | 2011 |
| 112 | Evan Longoria  | 2009 |
| 86  | Evan Longoria  | 2008 |
| 83  | Jared Sandberg | 2002 |

#### Assists

|     |                 |      |
|-----|-----------------|------|
| 302 | Evan Longoria   | 2009 |
| 276 | Evan Longoria   | 2010 |
| 230 | Evan Longoria   | 2008 |
| 229 | Evan Longoria   | 2011 |
| 197 | Akinori Iwamura | 2007 |

#### Errors

|    |                |      |
|----|----------------|------|
| 15 | Aubrey Huff    | 2001 |
| 14 | Evan Longoria  | 2011 |
| 14 | Evan Longoria  | 2010 |
| 14 | Alex Gonzalez  | 2005 |
| 14 | Jared Sandberg | 2002 |

#### Fielding (QUALIFIERS)

|      |                 |      |
|------|-----------------|------|
| .975 | Akinori Iwamura | 2007 |
| .970 | Evan Longoria   | 2009 |
| .966 | Evan Longoria   | 2010 |
| .963 | Evan Longoria   | 2008 |
| .962 | Evan Longoria   | 2011 |

### OUTFIELDERS

#### Putouts

|     |                |      |
|-----|----------------|------|
| 437 | Rocco Baldelli | 2003 |
| 397 | B.J. Upton     | 2010 |
| 394 | Randy Winn     | 2002 |
| 382 | B.J. Upton     | 2011 |
| 378 | B.J. Upton     | 2008 |

#### Assists

|    |                   |      |
|----|-------------------|------|
| 18 | Quinton McCracken | 1998 |
| 16 | B.J. Upton        | 2008 |
| 16 | Delmon Young      | 2007 |
| 14 | Rocco Baldelli    | 2003 |
| 13 | Randy Winn        | 2002 |

#### Errors

|    |                |      |
|----|----------------|------|
| 10 | Jose Cruz Jr.  | 2004 |
| 8  | Rocco Baldelli | 2004 |
| 7  | B.J. Upton     | 2008 |
| 7  | Delmon Young   | 2007 |
| 6  | 5 tied         |      |

#### Fielding (QUALIFIERS)

|       |               |      |
|-------|---------------|------|
| 1.000 | Ben Zobrist   | 2010 |
| .995  | Gabe Gross    | 2008 |
| .995  | Carl Crawford | 2005 |
| .994  | Carl Crawford | 2010 |
| .994  | Carl Crawford | 2004 |



**RAYS GRAND SLAMS (51)**

| PLAYER          | GAME            | PITCHER       |
|-----------------|-----------------|---------------|
| P. Sorrento     | 5/3/98 at CLE   | C. Nagy       |
| P. Sorrento (2) | 6/27/98 at PHI  | C. Schilling  |
| W. Boggs        | 9/13/98 vs. TEX | E. Loaiza     |
| T. Lowery       | 8/18/99 at DET  | D. Borkowski  |
| R. Winn         | 10/3/99 vs. NYY | J. Juden      |
| F. McGriff      | 4/3/00 at MIN   | B. Radke      |
| F. McGriff (2)  | 5/17/00 at TEX  | D. Davis      |
| J. Guillen      | 6/25/00 at TEX  | K. Rogers     |
| S. Cox          | 6/27/00 vs. TOR | K. Escobar    |
| B. Grieve       | 6/12/01 vs. PHI | E. Oropesa    |
| G. Vaughn       | 6/26/01 at BOS  | R. Arrojo     |
| G. Vaughn (2)   | 7/22/01 vs. TEX | P. Mahomes    |
| B. Grieve (2)   | 7/27/01 at TEX  | R. Bell       |
| R. Winn (2)     | 4/4/02 vs. DET  | J. Miller     |
| J. Flaherty     | 5/28/02 vs. SEA | J. Pineiro    |
| J. Sandberg     | 7/30/02 vs. BAL | J. Stephens   |
| J. Lugo         | 6/13/03 vs. PIT | B. Boehringer |
| M. Anderson     | 6/24/03 vs. NYY | A. Reyes      |
| D. Rolls        | 7/24/03 at BOS  | C. Fox        |
| R. Baldelli     | 7/22/04 at MIN  | J. Rincon     |
| T. Hall         | 8/4/04 vs. BOS  | B. Arroyo     |
| E. Perez        | 6/8/05 at CIN   | E. Milton     |
| A. Huff         | 7/22/05 vs. BAL | B. Chen       |
| A. Huff (2)     | 7/26/05 vs. BOS | C. Bradford   |
| J. Gomes        | 4/12/06 vs. BAL | S. Rieal      |
| J. Cantu        | 7/21/06 vs. BAL | A. Loewen     |

**RAYS PINCH-HIT HOME RUNS (37)**

| PLAYER                 | GAME            | PITCHER      |
|------------------------|-----------------|--------------|
| P. Sorrento            | 5/28/98 vs. SEA | S. Gajkowski |
| P. Sorrento (Slam) (2) | 6/27/98 at PHI  | C. Schilling |
| B. Trammell            | 9/19/98 vs. TOR | C. Almanzar  |
| B. Trammell            | 4/7/00 vs. CLE  | B. Witt      |
| B. Trammell            | 4/22/00 vs. ANA | K. Mercker   |
| B. Trammell (4)        | 6/4/00 at NYM   | R. Rodriguez |
| R. Winn                | 4/14/01 at BAL  | R. Kohlmeier |
| R. Winn (Slam) (2)     | 4/4/02 vs. DET  | M. Miller    |
| J. Conti               | 7/31/02 vs. BAL | Y. Perez     |
| T. Shumpert            | 3/31/03 vs. BOS | A. Embree    |
| A. Martin              | 7/20/03 vs. TEX | R. Drese     |
| M. Anderson            | 8/30/03 at OAK  | C. Bradford  |
| R. Fick                | 4/9/04 vs. BAL  | J. Julio     |
| E. Perez               | 4/22/05 vs. BOS | A. Embree    |
| J. Gomes               | 4/30/05 at BAL  | B. Ryan      |
| T. Lee                 | 6/13/05 vs. MIL | R. Bottalico |
| T. Lee (2)             | 8/14/05 at CLE  | B. Wickman   |

| PLAYER          | GAME            | PITCHER       |
|-----------------|-----------------|---------------|
| C. Crawford     | 4/24/07 vs. NYY | M. Myers      |
| C. Peña         | 6/12/07 vs. SD  | D. Brocail    |
| D. Navarro      | 7/20/07 at NYY  | E. Ramirez    |
| J. Gomes (2)    | 8/7/07 at DET   | J. Grilli     |
| C. Peña         | 9/5/07 vs. BAL  | F. Cabrera    |
| J. Velandia     | 9/25/07 vs. NYY | B. Bruneau    |
| D. Navarro (2)  | 5/8/08 at TOR   | S. Camp       |
| C. Crawford     | 6/19/08 vs. CHC | S. Eyre       |
| E. Longoria     | 7/19/08 vs. TOR | R. Halladay   |
| B. Zobrist      | 8/29/08 vs. BAL | F. Cabrera    |
| B. Zobrist      | 9/13/08 at NYY  | S. Ponson     |
| C. Peña         | 4/13/09 vs. NYY | J. Albaladejo |
| B. Zobrist      | 4/17/09 vs. CWS | M. Thornton   |
| E. Longoria (2) | 5/11/09 vs. BOS | J. Masterson  |
| B. Zobrist      | 6/3/09 vs. KC   | B. Bannister  |
| G. Zaun         | 8/16/09 vs. TOR | B. League     |
| C. Crawford (3) | 6/2/10 at TOR   | S. Downs      |
| C. Peña (4)     | 6/8/10 vs. TOR  | R. Lewis      |
| M. Joyce        | 7/3/10 at MIN   | M. Guerrier   |
| M. Joyce (2)    | 7/26/10 vs. DET | M. Scherzer   |
| J. Bartlett     | 8/5/10 vs. MIN  | R. Mahay      |
| K. Shoppach     | 8/14/10 vs. BAL | B. Matusz     |
| B. Hawpe        | 9/11/10 at TOR  | R. Romero     |
| B. Zobrist (5)  | 7/15/11 vs. BOS | A. Miller     |
| B. Upton        | 9/11/11 vs. BOS | M. Albers     |

| PLAYER             | GAME             | PITCHER        |
|--------------------|------------------|----------------|
| G. Norton          | 5/6/06 at OAK    | J. Duchscherer |
| B. Upton           | 9/8/07 vs. TOR   | J. Accardo     |
| J. Gomes (2)       | 6/28/08 at PIT   | D. Marte       |
| R. Baldelli        | 9/6/08 at TOR    | B. Ryan        |
| D. Johnson         | 9/9/08 at BOS    | J. Papelbon    |
| B. Zobrist (Slam)  | 4/17/09 vs. CWS  | M. Thornton    |
| B. Zobrist         | 4/28/09 at MIN   | J. Nathan      |
| B. Zobrist (3)     | 5/ 21/09 vs. OAK | A. Bailey      |
| G. Kapler          | 6/12/09 vs. WAS  | R. Villone     |
| G. Zaun (Slam)     | 8/16/09 vs. TOR  | B. League      |
| G. Kapler (2)      | 8/28/09 at DET   | B. Seay        |
| W. Aybar           | 9/28/09 vs. BAL  | M. Albers      |
| W. Aybar (2)       | 6/29/10 at BOS   | H. Okajima     |
| M. Joyce (Slam)    | 7/3/10 at MIN    | M. Guerrier    |
| J. Bartlett (Slam) | 8/5/10 vs. MIN   | R. Mahay       |
| R. Baldelli (2)    | 9/5/10 at BAL    | M. Gonzalez    |
| W. Aybar (3)       | 9/14/10 vs. NYY  | B. Logan       |
| D. Johnson (2)     | 9/28/11 vs. NYY  | C. Wade        |

ORGANIZATION  
COACHES & STAFF  
40+ MAN ROSTER  
NON-ROSTER INVITES  
RECORDS & HISTORY  
Home Run Records  
YEARLY SUMMARIES  
OPPONENTS  
MINOR LEAGUE OPERATIONS  
BROADCAST INFORMATION  
TROPICANA FIELD & MISC.

## INSIDE-THE-PARK HOME RUNS › RAYS (10), OPPONENTS (6)

| PLAYER          | GAME            | PITCHER     |
|-----------------|-----------------|-------------|
| D. Martinez, TB | 7/10/98 vs. NYY | H. Irabu    |
| T. Walker, MIN  | 9/5/99 at TB    | R. Rupe     |
| R. Winn, TB     | 10/3/99 vs. NYY | J. Juden    |
| P. Konerko, CWS | 4/11/00 at TB   | E. Yan      |
| L. Alicea, TEX  | 6/23/00 at TEX  | C. Lidle    |
| C. Gomez, TB    | 8/28/01 vs. SEA | R. Franklin |
| R. Winn, TB     | 5/8/02 vs. NYY  | R. Clemens  |
| A. Berroa, KC   | 8/1/03 at TB    | J. Kennedy  |

| PLAYER          | GAME            | PITCHER        |
|-----------------|-----------------|----------------|
| A. Guiel, KC    | 8/1/03 at TB    | J. Gonzalez    |
| R. Sanchez, TB  | 6/11/04 vs. COL | S. Chacon      |
| C. Crawford, TB | 4/6/05 vs. TOR  | J. Towers      |
| A. Berroa, KC   | 5/15/05 at KC   | M. Hendrickson |
| C. Crawford, TB | 4/13/07 at MIN  | J. Santana     |
| C. Crawford, TB | 7/20/09 at CWS  | G. Floyd       |
| E. Longoria, TB | 6/12/11 at BAL  | J. Accardo     |
| B. Zobrist, TB  | 9/25/11 vs. TOR | B. Cecil       |

## RAYS LEADOFF HOME RUNS (49)

| PLAYER          | GAME            | PITCHER      |
|-----------------|-----------------|--------------|
| D. Martinez     | 5/11/98 vs. CLE | D. Burba     |
| Q. McCracken    | 6/15/98 vs. TOR | W. Williams  |
| M. Cairo        | 7/20/99 vs. PHI | P. Byrd      |
| G. Williams     | 4/3/00 at MIN   | B. Radke     |
| G. Williams     | 5/15/00 at TEX  | D. Oliver    |
| G. Williams     | 6/23/00 at TEX  | R. Helling   |
| G. Williams (4) | 7/21/00 at NYY  | D. Gooden    |
| R. Winn         | 7/16/01 at ATL  | J. Marquis   |
| R. Winn         | 6/9/02 vs. SD   | B. Jones     |
| R. Winn         | 6/11/02 vs. LAD | O. Daal      |
| R. Winn         | 7/7/02 at ANA   | R. Ortiz     |
| R. Winn (5)     | 7/13/02 vs. SEA | J. Baldwin   |
| J. Lugo         | 8/23/03 vs. CLE | C. Sabathia  |
| C. Crawford     | 4/16/04 vs. CWS | D. Wright    |
| C. Crawford     | 7/21/04 at MIN  | B. Radke     |
| C. Crawford     | 8/20/04 vs. OAK | R. Harden    |
| C. Crawford     | 9/14/04 at BOS  | P. Martinez  |
| C. Crawford     | 7/5/05 at CWS   | F. Garcia    |
| J. Lugo         | 8/13/05 at CLE  | S. Elarton   |
| J. Lugo         | 8/31/05 at BOS  | T. Wakefield |
| J. Lugo (4)     | 6/16/06 at PHI  | C. Hamels    |
| D. Hollins      | 8/4/06 vs. BOS  | C. Schilling |
| R. Baldelli     | 8/11/06 at OAK  | D. Haren     |
| R. Baldelli     | 8/30/06 at CWS  | J. Garland   |
| R. Baldelli     | 9/2/06 vs. SEA  | C. Baek      |

| PLAYER          | GAME            | PITCHER        |
|-----------------|-----------------|----------------|
| R. Baldelli     | 9/13/06 at NYY  | C. Lidle       |
| R. Baldelli     | 9/22/06 vs. NYY | C. Wang        |
| D. Hollins (2)  | 10/1/06 at CLE  | C. Lee         |
| C. Crawford (6) | 4/7/07 vs. TOR  | T. Ohka        |
| R. Baldelli (6) | 4/18/07 vs. BAL | E. Bedard      |
| E. Dukes        | 5/16/07 vs. TEX | V. Padilla     |
| E. Dukes (2)    | 5/19/07 vs. FLA | D. Willis      |
| B. Upton        | 5/23/07 vs. SEA | M. Batista     |
| A. Iwamura      | 6/19/07 at ARI  | D. Davis       |
| A. Iwamura      | 6/23/07 vs. LAD | R. Wolf        |
| A. Iwamura      | 5/15/08 vs. NYY | I. Kennedy     |
| A. Iwamura (4)  | 6/3/08 at BOS   | J. Masterson   |
| B. Upton        | 6/30/08 vs. BOS | J. Masterson   |
| J. Bartlett     | 5/7/09 at NYY   | A. Pettitte    |
| B. Upton        | 6/30/09 at TOR  | S. Richmond    |
| J. Bartlett     | 9/9/09 at NYY   | J. Chamberlain |
| J. Bartlett (3) | 5/19/10 at NYY  | A. Burnett     |
| B. Upton        | 6/24/10 vs. SD  | W. LeBlanc     |
| B. Upton (5)    | 8/23/10 at LAA  | S. Kazmir      |
| J. Jaso         | 8/25/10 at LAA  | D. Haren       |
| J. Jaso (2)     | 9/4/10 at BAL   | J. Guthrie     |
| J. Damon        | 6/12/11 at BAL  | B. Matusz      |
| M. Joyce        | 8/22/11 vs. DET | J. Verlander   |
| D. Jennings     | 8/28/11 at TOR  | B. Morrow      |

## LONGEST HOME RUNS AT TROPICANA FIELD

| DISTANCE | PLAYER             | DATE & OPPONENT        | LOCATION                    |
|----------|--------------------|------------------------|-----------------------------|
| 478 feet | TB Vinny Castilla  | April 4, 2001 vs. BOS  | LF Party Deck               |
| 474 feet | TB Jonny Gomes     | July 9, 2005 vs. DET   | CF Batter's Eye Roof        |
| 473 feet | TB Evan Longoria   | April 6, 2010 vs. BAL  | LF Party Deck               |
| 472 feet | TEX Ivan Rodriguez | July 22, 2001          | LF                          |
| 472 feet | TB Jose Canseco    | April 22, 2000 vs. ANA | CF C-Ring Catwalk           |
| 470 feet | ANA Troy Glaus     | April 21, 2000         | LF C-Ring Catwalk           |
| 468 feet | TB Fred McGriff    | May 5, 1999 vs. KC     | RC D-Ring Catwalk           |
| 465 feet | TB Jonny Gomes     | July 30, 2007 vs. TOR  | LF Party Deck Message Board |
| 463 feet | TB Ben Grieve      | April 21, 2001 vs. BAL | CF Batter's Eye Roof        |
| 463 feet | OAK Jason Giambi   | Sep 12, 1999           | RC D-Ring Catwalk           |
| 462 feet | TB Jonny Gomes     | Sep 5, 2007 vs. BAL    | LC D-Ring Catwalk           |
| 462 feet | TB Greg Vaughn     | April 8, 2000 vs. CLE  | LC Above Party Deck         |
| 460 feet | NYY Juan Miranda   | Oct 2, 2009            | RF                          |

# ATTENDANCE RECORDS

## ATTENDANCE MILESTONES

### Most Tropicana Field Sellouts, Season

8 2008

### Largest Crowd (Home)

45,369 3/31/98 vs. DET (Inaugural Game)

### Largest Crowd (Road)

55,771 4/5/02 at NYY

### Largest 3-Game Series (Home)

122,896 6/30/98 thru 7/2/98 vs. ATL

### Largest 4-Game Series (Home)

166,711 7/9/98 thru 7/12/98 vs. NYY

### Largest 3-Game Series (Road)

161,935 9/13/08 thru 9/14/08 at NYY

### Largest 4-Game Series (Road)

216,099 7/20/07 thru 7/22/07 at NYY

### Most Consecutive Sellouts (Home)

3 7/30/10 thru 8/1/10 vs. NYY

## ATTENDANCE YEAR-BY-YEAR

| YEAR | HOME ATT. | AVG.   |
|------|-----------|--------|
| 1998 | 2,506,023 | 30,939 |
| 1999 | 1,696,294 | 20,942 |
| 2000 | 1,549,052 | 19,363 |
| 2001 | 1,298,365 | 16,029 |
| 2002 | 1,065,762 | 13,157 |
| 2003 | 1,058,677 | 13,070 |
| 2004 | 1,275,011 | 16,139 |

| YEAR | HOME ATT. | AVG.   |
|------|-----------|--------|
| 2005 | 1,141,669 | 14,095 |
| 2006 | 1,368,950 | 16,901 |
| 2007 | 1,387,603 | 17,131 |
| 2008 | 1,811,986 | 22,370 |
| 2009 | 1,874,962 | 23,148 |
| 2010 | 1,864,999 | 23,025 |
| 2011 | 1,529,188 | 18,879 |

## REGULAR-SEASON SELLOUTS AT TROPICANA FIELD

| DATE                     | ATT.   | SCORE        |
|--------------------------|--------|--------------|
| March 31, 1998 vs. DET * | 45,369 | L, 6-11      |
| April 6, 2004 vs. NYY *  | 41,744 | W, 9-4       |
| July 19, 2004 vs. NYY    | 41,755 | W, 9-7       |
| April 10, 2006 vs. BAL * | 40,199 | L, 3-6       |
| April 6, 2007 vs. TOR *  | 38,437 | W, 6-5       |
| July 14, 2007 vs. NYY    | 36,048 | L, 4-6       |
| July 15, 2007 vs. NYY    | 36,048 | L, 6-7       |
| July 28, 2007 vs. BOS    | 36,048 | L, 6-12 (12) |
| April 8, 2008 vs. SEA *  | 36,048 | L, 5-6       |
| April 26, 2008 vs. BOS   | 36,048 | W, 2-1       |
| May 31, 2008 vs. CWS     | 36,048 | W, 2-0       |
| July 2, 2008 vs. BOS     | 36,048 | W, 7-6       |
| Aug 2, 2008 vs. DET      | 36,048 | W, 9-3       |
| Sep 17, 2008 vs. BOS     | 36,048 | W, 10-3      |
| Sep 20, 2008 vs. MIN     | 36,048 | W, 7-2       |
| Sep 21, 2008 vs. MIN     | 36,048 | L, 1-4       |

| DATE                     | ATT.   | SCORE       |
|--------------------------|--------|-------------|
| April 13, 2009 vs. NYY * | 36,973 | W, 15-5     |
| April 14, 2009 vs. NYY   | 36,973 | L, 2-7      |
| Aug 1, 2009 vs. KC       | 36,973 | W, 7-1      |
| Sep 5, 2009 vs. DET      | 36,973 | L, 6-8      |
| April 6, 2010 vs. BAL *  | 36,973 | W, 4-3      |
| July 30, 2010 vs. NYY    | 36,973 | W, 3-2      |
| July 31, 2010 vs. NYY    | 36,973 | L, 4-5      |
| Aug 1, 2010 vs. NYY      | 36,973 | W, 3-0      |
| Aug 28, 2010 vs. BOS     | 36,973 | W, 3-2 (10) |
| Sep 29, 2010 vs. BAL **  | 36,973 | L, 0-2      |
| April 1, 2011 vs. BAL *  | 34,078 | L, 1-4      |

\* HOME OPENER

\*\* RAYS GAVE AWAY 20,000 TICKETS



DID YOU KNOW?

## ATTENDANCE INCREASE FOR MLB

The 2011 season marked the fifth-highest season attendance all-time in all MLB parks, with an increase of approximately 400,000 fans from the prior year.



# MISCELLANEOUS RECORDS

## RAYS COMPLETE-GAME SHUTOUTS (31)

| PITCHER        | GAME                   | HITS | PITCHER        | GAME                   | HITS |
|----------------|------------------------|------|----------------|------------------------|------|
| R. Arrojo      | April 30, 1998 at MIN  | 3    | J. Shields     | April 27, 2008 vs. BOS | 2    |
| R. Arrojo (2)  | May 6, 1998 at KC      | 3    | J. Shields     | May 9, 2008 vs. LAA    | 1    |
| B. Witt        | June 27, 1999 vs. TOR  | 3    | M. Garza       | July 29, 2008 at TOR   | 5    |
| B. Witt (2)    | July 26, 1999 vs. ANA  | 4    | M. Garza       | Aug 15, 2008 at TEX    | 2    |
| S. Trachsel    | May 6, 2000 at BOS     | 3    | J. Niemann     | June 3, 2009 vs. KC    | 2    |
| A. Lopez       | Aug 8, 2000 vs. MIN    | 4    | J. Niemann     | July 10, 2009 vs. OAK  | 7    |
| T. Harper      | Sep 24, 2000 at TOR    | 2    | W. Davis       | Sep 17, 2009 vs. BAL   | 4    |
| A. Lopez (2)   | April 13, 2001 at BAL  | 3    | D. Price       | April 25, 2010 vs. TOR | 4    |
| J. Kennedy     | May 21, 2002 at SEA    | 4    | J. Niemann (3) | June 8, 2010 vs. TOR   | 2    |
| J. Kennedy (2) | May 2, 2003 at DET     | 1    | M. Garza (3)   | July 26, 2010 vs. DET  | 0    |
| D. Waechter    | Sep 3, 2003 vs. SEA    | 2    | J. Shields     | April 24, 2011 at TOR  | 4    |
| J. Sosa        | Sep 4, 2003 vs. SEA    | 4    | J. Hellickson  | May 13, 2011 vs. BAL   | 4    |
| M. Hendrickson | April 7, 2006 at BAL   | 3    | J. Shields     | May 22, 2011 at FLA    | 3    |
| S. Kazmir      | July 3, 2006 vs. BOS   | 2    | J. Shields     | June 14, 2011 vs. BOS  | 5    |
| E. Jackson     | Aug 11, 2007 at TEX    | 4    | J. Shields (6) | Aug 9, 2011 vs. KC     | 6    |
| A. Sonnanstine | April 19, 2008 vs. CWS | 3    |                |                        |      |

## RAYS IN 1-0 GAMES (15-14)

| DATE           | RESULT         | OPP     | WINNER          | LOSER             | HOW RUN SCORED         |
|----------------|----------------|---------|-----------------|-------------------|------------------------|
| April 22, 1999 | 1-0, Win       | vs. BAL | Tony Saunders   | Sidney Ponson     | Boggs sac-fly          |
| April 23, 2000 | 1-0, Win       | vs. ANA | Dave Eiland     | Jason Dickson     | Error                  |
| May 6, 2000    | 1-0, Win       | at BOS  | Steve Trachsel  | Pedro Martinez    | Vaughn single          |
| May 11, 2000   | 1-0, Win       | at NYY  | Steve Trachsel  | Orlando Hernandez | McGriff HR             |
| June 3, 2000   | 0-1, Loss      | at NYM  | Al Leiter       | Steve Trachsel    | Zeile double           |
| Sep 23, 2001   | 1-0, Win       | at TOR  | Joe Kennedy     | Kelvin Escobar    | Cox HR                 |
| Oct 7, 2001    | 0-1, Loss      | vs. NYY | Mariano Rivera  | Jesus Colome      | Bellinger HR           |
| May 21, 2002   | 1-0, Win       | at SEA  | Joe Kennedy     | Jamie Moyer       | Abernathy single       |
| June 18, 2003  | 0-1, Loss (12) | at NYY  | Chris Hammond   | Lance Carter      | Soriano single         |
| Aug 15, 2003   | 0-1, Loss      | at CLE  | CC Sabathia     | Travis Harper     | Bard single            |
| Sep 4, 2003    | 1-0, Win       | vs. SEA | Jorge Sosa      | Ryan Franklin     | Rolls double           |
| May 7, 2004    | 0-1, Loss      | at ANA  | John Lackey     | Mark Hendrickson  | Eckstein single        |
| June 26, 2005  | 0-1, Loss      | vs. FLA | A.J. Burnett    | Seth McClung      | Cabrera walk           |
| Aug 14, 2005   | 1-0, Win       | at CLE  | Joe Borowski    | Bob Wickman       | Lee PH HR              |
| Sep 4, 2005    | 1-0, Win       | at TOR  | Scott Kazmir    | David Bush        | Hall sac-fly           |
| Sep 28, 2005   | 1-0, Win       | at CLE  | Seth McClung    | Cliff Lee         | Lugo sac-fly           |
| May 10, 2006   | 1-0, Win       | at SEA  | Scott Kazmir    | Jamie Moyer       | Moyer balk             |
| July 7, 2006   | 0-1, Loss      | vs. NYY | Jaret Wright    | Jae Seo           | Williams single        |
| May 9, 2007    | 0-1, Loss (10) | at BAL  | John Parrish    | Brian Stokes      | Huff HR                |
| Sep 10, 2007   | 1-0, Win       | at BOS  | Scott Kazmir    | Curt Schilling    | Wilson sac-fly         |
| Aug 27, 2008   | 1-0, Win       | vs. TOR | Matt Garza      | David Purcey      | Peña HR                |
| Sep 7, 2008    | 0-1, Loss      | at TOR  | David Purcey    | Matt Garza        | Barajas sac-fly        |
| April 23, 2009 | 0-1, Loss      | at SEA  | Felix Hernandez | James Shields     | Ichiro HR              |
| May 2, 2010    | 1-0, Win       | vs. KC  | Wade Davis      | Zack Greinke      | Longoria HR            |
| June 25, 2010  | 0-1, Loss      | vs. ARI | Edwin Jackson   | Jeff Niemann      | LaRoche HR             |
| Aug 8, 2010    | 0-1, Loss      | at TOR  | Brandon Morrow  | Andy Sonnanstine  | Wells single           |
| Sep 13, 2010   | 1-0, Win (11)  | vs. NYY | Grant Balfour   | Sergio Mitre      | Brignac HR             |
| July 10, 2011  | 0-1, Loss      | at NYY  | CC Sabathia     | James Shields     | Shields throwing error |
| July 17, 2011  | 0-1, Loss      | vs. BOS | Alfredo Aceves  | Adam Russell      | Pedroia single         |



**RAYS ALL-TIME WIN-LOSS RECORDS**

|                       | Home  |          | Road  |          | Total |           |
|-----------------------|-------|----------|-------|----------|-------|-----------|
|                       | 2011  | All-Time | 2011  | All-Time | 2011  | All-Time  |
| Season                | 47-34 | 569-563  | 44-37 | 444-689  | 91-71 | 1013-1252 |
| Day Games             | 14-12 | 154-153  | 20-12 | 148-209  | 34-24 | 302-362   |
| Night Games           | 33-22 | 415-410  | 24-25 | 296-480  | 57-47 | 711-890   |
| vs. RHP               | 33-28 | 421-414  | 27-24 | 317-490  | 60-52 | 738-904   |
| vs. LHP               | 14-6  | 148-149  | 17-13 | 127-199  | 31-19 | 75-348    |
| One-Run Games         | 20-8  | 191-115  | 6-10  | 106-179  | 26-18 | 297-294   |
| Extra Innings         | 7-2   | 60-30    | 2-3   | 32-46    | 9-5   | 92-76     |
| Shutouts              | 7-9   | 48-54    | 6-6   | 41-74    | 13-15 | 89-128    |
| Doubleheaders         | 0-0-0 | 0-0-1    | 1-1-1 | 2-9-7    | 1-1-1 | 2-9-8     |
| Before All-Star Break | 21-21 | 300-310  | 28-20 | 243-384  | 49-41 | 543-694   |
| After All-Star Break  | 26-13 | 269-253  | 16-17 | 201-305  | 42-30 | 470-558   |

**RAYS ALL-TIME WIN-LOSS VS. OPPONENTS**

| OPPONENT            | HOME W-L  | ROAD W-L   | TOTAL W-L | WIN PCT. |
|---------------------|-----------|------------|-----------|----------|
| Arizona             | 4-2       | 4-2        | 8-4       | .667     |
| Chicago (NL)        | 3-0       | 1-2        | 4-2       | .667     |
| Milwaukee           | 2-1       | 2-1        | 4-2       | .667     |
| Philadelphia        | 6-3       | 6-3 [1]    | 12-6      | .667     |
| Kansas City         | 39-22     | 26-26      | 65-48     | .575     |
| Toronto             | 69-49 [2] | 53-68      | 122-117   | .510     |
| Baltimore           | 64-57     | 56-63      | 120-120   | .500     |
| Houston             | 1-2       | 5-4        | 6-6       | .500     |
| Los Angeles (NL)    | 3-3       | 0-0        | 3-3       | .500     |
| San Diego           | 3-6       | 3-0        | 6-6       | .500     |
| San Francisco       | 2-1       | 1-2        | 3-3       | .500     |
| Montreal/Washington | 6-3       | 3-6 [3]    | 9-9       | .500     |
| Detroit             | 27-25     | 24-27 [4]  | 51-52     | .495     |
| Florida/Miami       | 21-17     | 16-25      | 37-42     | .468     |
| New York (NL)       | 3-3       | 4-5 [5]    | 7-8       | .467     |
| Minnesota           | 27-25     | 24-34      | 51-59 [6] | .464     |
| Seattle             | 25-32     | 31-37 [7]  | 56-69     | .448     |
| Pittsburgh          | 1-2       | 3-3        | 4-5       | .444     |
| Texas               | 34-30 [8] | 23-43      | 57-73     | .438     |
| Chicago (AL)        | 27-31     | 19-32      | 46-63     | .422     |
| Colorado            | 3-0       | 2-7        | 5-7       | .417     |
| Boston              | 59-62     | 41-79      | 100-141   | .415     |
| Los Angeles (AL)    | 28-36     | 21-42      | 49-78     | .386     |
| Cleveland           | 26-29     | 16-40      | 42-69     | .378     |
| Oakland             | 29-35     | 19-46      | 48-81     | .372     |
| New York (AL)       | 51-69 [9] | 37-81 [10] | 88-150    | .370     |
| St. Louis           | 2-4       | 1-2        | 3-6       | .333     |
| Atlanta             | 3-9       | 3-6        | 6-15      | .286     |
| Cincinnati          | 1-5       | 0-3        | 1-8       | .111     |

[1] AT PHILADELPHIA (CITIZENS BANK PARK: 2-1; VETERANS STADIUM: 4-2)  
 [2] INCLUDES 3-0 AT DISNEY WIDE WORLD OF SPORTS WHERE TAMPA BAY WAS THE HOME TEAM  
 [3] AT WASHINGTON/MONTREAL (RFK STADIUM: 1-2; OLYMPIC STADIUM: 2-4)  
 [4] AT DETROIT (COMERICA PARK: 19-24; TIGER STADIUM: 5-3)  
 [5] AT NEW YORK-NL (CITI FIELD: 2-1; SHEA STADIUM: 2-4)  
 [6] AT MINNESOTA (TARGET FIELD: 7-3; METRODOME: 17-31)  
 [7] AT SEATTLE (SAFECO FIELD: 27-33; KINGDOME: 4-4)  
 [8] INCLUDES 3-0 AT DISNEY WIDE WORLD OF SPORTS WHERE TAMPA BAY WAS THE HOME TEAM  
 [9] INCLUDES 1-1 AT TOKYO DOME WHERE TAMPA BAY WAS THE HOME TEAM  
 [10] AT NEW YORK-AL (NEW YANKEE STADIUM: 11-16; YANKEE STADIUM: 26-65)

ORGANIZATION  
 COACHES & STAFF  
 40-MAN ROSTER  
 NON-ROSTER INVITES  
 NON-ROSTER RECORDS  
**RECORDS & HISTORY**  
 Miscellaneous Records  
 YEARLY SUMMARIES  
 OPPONENTS  
 MINOR LEAGUE OPERATIONS  
 BROADCAST INFORMATION  
 TROPICANA FIELD & MISC.

## OFFENSIVE LEADERS BY POSITION

### HOME RUNS

| POS | PLAYER        | YEAR      |
|-----|---------------|-----------|
| C   | John Flaherty | 14 (1999) |
| 1B  | Carlos Peña   | 46 (2007) |
| 2B  | Jorge Cantu   | 19 (2005) |
| 3B  | Evan Longoria | 33 (2009) |
| SS  | Julio Lugo    | 15 (2003) |
| LF  | Carl Crawford | 18 (2010) |
| CF  | B.J. Upton    | 23 (2011) |
| RF  | Aubrey Huff   | 23 (2003) |
| DH  | Jose Canseco  | 32 (1999) |

### RUNS BATTED IN

| POS | PLAYER          | YEAR       |
|-----|-----------------|------------|
| C   | John Flaherty   | 71 (1999)  |
| 1B  | Carlos Peña     | 121 (2007) |
| 2B  | Ben Zobrist     | 71 (2011)  |
| 3B  | Evan Longoria   | 113 (2009) |
| SS  | Julio Lugo      | 69 (2004)  |
| LF  | Carl Crawford   | 88 (2010)  |
| CF  | Gerald Williams | 83 (2000)  |
| RF  | Jose Cruz Jr.   | 78 (2004)  |
|     | Aubrey Huff     | 78 (2003)  |
| DH  | Jose Canseco    | 91 (1999)  |

## RAY'S LONGEST HITTING STREAKS

| GMS | PLAYER         | DATES                |
|-----|----------------|----------------------|
| 19  | Jason Bartlett | 5/15/09 thru 6/25/09 |
| 18  | Q. McCracken   | 8/18/98 thru 9/10/98 |
| 17  | Aubrey Huff    | 8/23/02 thru 9/10/02 |
| 16  | Johnny Damon   | 4/8/11 thru 4/28/11  |
| 16  | Ben Zobrist    | 9/27/09 thru 4/13/10 |
| 16  | Aaron Ledesma  | 9/15/98 thru 5/14/99 |
| 15  | Sean Rodriguez | 5/29/10 thru 6/15/10 |
| 15  | Aubrey Huff    | 5/22/04 thru 6/8/04  |
| 14  | Ben Zobrist    | 4/23/11 thru 5/8/11  |
| 14  | Carlos Peña    | 7/1/07 thru 7/18/07  |
| 14  | Fred McGriff   | 4/28/00 thru 5/13/00 |
| 13  | Carl Crawford  | 6/21/09 thru 7/5/09  |
| 13  | Delmon Young   | 6/15/07 thru 6/28/07 |

| GMS | PLAYER          | DATES                |
|-----|-----------------|----------------------|
| 13  | Carl Crawford   | 7/26/08 thru 4/8/09  |
| 13  | Ty Wigginton    | 6/6/07 thru 6/19/07  |
| 13  | Carl Crawford   | 7/7/04 thru 7/22/04  |
| 13  | Carl Crawford   | 8/31/03 thru 9/13/03 |
| 13  | Aubrey Huff     | 8/21/03 thru 9/4/03  |
| 13  | Aubrey Huff     | 8/4/03 thru 8/17/03  |
| 13  | Rocco Baldelli  | 3/31/03 thru 4/16/03 |
| 13  | Randy Winn      | 6/5/02 thru 6/19/02  |
| 13  | Tony Graffanino | 9/10/99 thru 4/9/00  |
| 13  | John Flaherty   | 8/7/99 thru 8/27/99  |
| 13  | Dave Martinez   | 5/26/99 thru 6/9/99  |
| 13  | Wade Boggs      | 6/5/98 thru 6/20/98  |



DID YOU KNOW?

## HOW TO FIGURE BASEBALL STATISTICS

### Earned Run Average (ERx9)/IP

Earned runs multiplied by 9, then divided by innings pitched (0.1 IP = .333, 0.2 IP = .667).

### Batting Average H/AB

Hits divided by at-bats.

### Slugging Percentage TB/AB

Total bases divided by at-bats. (single = 1 base, double = 2 bases, triple = 3 bases, home run = 4 bases).

### Fielding Percentage (PO+A)/(PO+A+E)

Putouts plus assists divided by total chances (putouts plus assists plus errors).

### On-Base Percentage (H+BB+HBP)/(AB+BB+HBP+SF)

Hits plus walks plus hit-by-pitch divided by at-bats plus walks plus hit-by-pitch plus sacrifice flies.

### Win-Loss Percentage

Wins divided by total games played.

### Magic Numbers

Compute the number of games remaining, add one, then subtract the number of games ahead in the loss column of the standings of the closest opponent.

WALK-OFF WINS (110)

| DATE             | OPP. | HOW WON, BATTER                               | FINAL      |
|------------------|------|---|------------|
| <b>1998 (7)</b>  |      |   |            |
| 4/13             | MIN  | HR, Bobby Smith                               | 13-12 (14) |
| 5/12             | CLE  | HR, Kevin Stocker                             | 6-5 (14)   |
| 6/7              | MTL  | Error, Dave Martinez                          | 4-3 (11)   |
| 6/16             | TOR  | Double, Miguel Cairo                          | 4-3        |
| 7/14             | BOS  | Single, Miguel Cairo                          | 5-4        |
| 8/9              | CLE  | Double, John Flaherty                         | 2-1        |
| 8/11             | BAL  | Single, Bobby Smith                           | 2-1        |
| <b>1999 (2)</b>  |      |   |            |
| 7/20             | PHI  | Sac fly, Fred McGriff                         | 5-4 (13)   |
| 8/20             | KC   | HBP, John Flaherty                            | 5-4        |
| <b>2000 (11)</b> |      |   |            |
| 4/13             | CWS  | Single, Greg Vaughn                           | 6-5 (12)   |
| 4/22             | ANA  | PH HR, Bubba Trammell                         | 11-9 (10)  |
| 5/4              | TEX  | HR, Greg Vaughn                               | 8-7 (11)   |
| 6/14             | ANA  | HR, Fred McGriff                              | 3-2        |
| 6/15             | ANA  | Single, Russ Johnson                          | 2-1        |
| 8/1              | CLE  | Single, Gerald Williams                       | 6-5        |
| 8/5              | BAL  | Walk, Miguel Cairo                            | 5-4 (10)   |
| 8/9              | MIN  | Error, Jose Guillen                           | 5-4 (10)   |
| 8/13             | CWS  | HR, John Flaherty                             | 5-3        |
| 9/26             | NYG  | Single, Fred McGriff                          | 2-1        |
| 10/1             | BOS  | Fielder's choice, F. McGriff                  | 3-2 (10)   |
| <b>2001 (4)</b>  |      |   |            |
| 5/27             | ANA  | Single, Gerald Williams                       | 4-3 (10)   |
| 7/6              | FLA  | Single, Russ Johnson                          | 5-4 (11)   |
| 8/11             | MIN  | HR, John Flaherty                             | 4-3 (12)   |
| 8/22             | BAL  | Single, Jason Tyner                           | 11-10      |
| <b>2002 (9)</b>  |      |   |            |
| 4/3              | DET  | Single, Randy Winn                            | 2-1 (13)   |
| 4/14             | TOR  | Single, Ben Grieve                            | 5-4 (10)   |
| 5/11             | BAL  | Grand Slam, Randy Winn                        | 6-4        |
| 5/30             | OAK  | Double, Greg Vaughn                           | 4-3 (13)   |
| 6/8              | SD   | Single, Steve Cox                             | 3-2 (10)   |
| 6/30             | FLA  | Single, Brent Abernathy                       | 6-5 (12)   |
| 7/13             | SEA  | Single, Ben Grieve                            | 4-3 (10)   |
| 8/15             | CLE  | HR, Andy Sheets                               | 4-3        |
| 9/19             | NYG  | Single, Andy Sheets                           | 3-2 (10)   |
| <b>2003 (10)</b> |      |   |            |
| 3/31             | BOS  | HR, Carl Crawford                             | 6-4        |
| 4/5              | NYG  | Single, Al Martin                             | 6-5        |
| 4/8              | BAL  | Infield single, Travis Lee                    | 8-7        |
| 7/1              | BOS  | Error, Rocco Baldelli scored                  | 4-3 (11)   |
| 7/3              | BOS  | Single, Marlon Anderson                       | 6-5 (10)   |
| 7/4              | CWS  | HR, Carl Crawford                             | 4-3        |
| 7/5              | TOR  | Single, Travis Lee                            | 5-4        |
| 8/7              | KC   | Single, Julio Lugo                            | 3-2        |
| 8/11             | BAL  | PH Double, J. Sandberg                        | 4-3        |
| 8/13             | BAL  | Double, Travis Lee                            | 6-5 (10)   |
| <b>2004 (7)</b>  |      |   |            |
| 4/9              | BAL  | Single, Eduardo Perez                         | 4-3 (10)   |
| 5/23             | CLE  | Single, Tino Martinez                         | 5-4 (10)   |
| 6/9              | SF   | Single, Jose Cruz Jr.                         | 4-3 (10)   |
| 6/11             | COL  | Inside-the-park HR, Rey Sanchez               | 8-7 (10)   |
| 6/13             | COL  | Single, Julio Lugo                            | 3-2        |
| 8/6              | SEA  | Obstruction Error, Carl Crawford awarded home | 2-1 (10)   |
| 9/25             | TOR  | Sac fly, Geoff Blum                           | 6-3        |
| <b>2005 (7)</b>  |      |   |            |
| 4/8              | OAK  | Single, Nick Green                            | 3-2 (10)   |
| 4/22             | BOS  | HR, Eduardo Perez                             | 5-4        |
| 5/10             | CWS  | HR, Jorge Cantu                               | 7-6        |
| 7/9              | DET  | HR, Jonny Gomes                               | 5-4        |
| 7/25             | BOS  | Double, Aubrey Huff                           | 4-3 (10)   |

| DATE             | OPP. | HOW WON, BATTER                  | FINAL    |
|------------------|------|----------------------------------|----------|
| 8/16             | NYG  | Bases-loaded walk, Jonny Gomes   | 4-3 (11) |
| 9/11             | TOR  | Fielder's choice, Travis Lee     | 6-5 (11) |
| <b>2006 (5)</b>  |      |                                  |          |
| 5/19             | FLA  | HR, Aubrey Huff                  | 5-4 (10) |
| 5/20             | FLA  | HR, Russell Bryan                | 4-3      |
| 8/6              | BOS  | HR, Greg Norton                  | 7-6 (10) |
| 8/18             | CLE  | Single, Carl Crawford            | 6-5      |
| 9/1              | SEA  | Single, Ty Wigginton             | 2-1      |
| <b>2007 (10)</b> |      |                                  |          |
| 4/6              | TOR  | Single, B.J. Upton               | 6-5      |
| 5/2              | MIN  | Fielder's choice, Dioner Navarro | 4-3 (10) |
| 5/5              | OAK  | Single, Brendan Harris           | 3-2 (12) |
| 5/15             | TEX  | Single, Brendan Harris           | 4-3 (11) |
| 5/17             | TEX  | HR, Delmon Young                 | 8-6 (10) |
| 5/28             | DET  | Single, Elijah Dukes             | 6-5      |
| 7/30             | TOR  | HR, Carl Crawford                | 5-4 (11) |
| 8/19             | CLE  | Single, Joel Guzman              | 4-3 (12) |
| 9/8              | TOR  | PH HR, B.J. Upton                | 5-4      |
| 9/25             | NYG  | HR, Dioner Navarro               | 7-6 (10) |
| <b>2008 (11)</b> |      |                                  |          |
| 4/25             | BOS  | Single, Nathan Haynes            | 5-4 (11) |
| 5/9              | LAA  | HR, Evan Longoria                | 2-0      |
| 5/13             | NYG  | Single, Gabe Gross               | 2-1 (11) |
| 5/25             | BAL  | Double, Evan Longoria            | 5-4      |
| 5/30             | CWS  | HR, Cliff Floyd                  | 2-1      |
| 6/1              | CWS  | HR, Gabe Gross                   | 4-3 (10) |
| 6/21             | HOU  | Double, Gabe Gross               | 4-3      |
| 8/3              | DET  | Bases-loaded walk, Carlos Peña   | 6-5 (10) |
| 8/6              | CLE  | HR, Carlos Peña                  | 10-7     |
| 8/30             | BAL  | Double, Rocco Baldelli           | 10-9     |
| 9/16             | BOS  | Single, Dioner Navarro           | 2-1      |
| <b>2009 (7)</b>  |      |                                  |          |
| 5/15             | CLE  | HR, B.J. Upton                   | 8-7      |
| 5/21             | OAK  | Single, Carl Crawford            | 6-5      |
| 6/27             | FLA  | Sac fly, Willy Aybar             | 3-2      |
| 7/7              | TOR  | HR, Pat Burrell                  | 3-1 (11) |
| 7/8              | TOR  | Single, Ben Zobrist              | 10-9     |
| 8/4              | BOS  | HR, Evan Longoria                | 4-2 (13) |
| 8/22             | TEX  | Single, Carlos Peña              | 5-4      |
| <b>2010 (7)</b>  |      |                                  |          |
| 4/6              | BAL  | Double, Carl Crawford            | 4-3      |
| 5/15             | SEA  | HR, Willy Aybar                  | 3-2      |
| 5/17             | CLE  | Bunt, Jason Bartlett             | 4-3 (11) |
| 7/11             | CLE  | Single, Jason Bartlett           | 6-5 (10) |
| 8/28             | BOS  | HR, Dan Johnson                  | 3-2 (10) |
| 9/13             | NYG  | HR, Reid Brignac                 | 1-0 (11) |
| 9/18             | LAA  | Error, Willy Aybar               | 4-3 (10) |
| <b>2011 (13)</b> |      |                                  |          |
| 4/14             | MIN  | HR, Johnny Damon                 | 4-3 (10) |
| 4/16             | MIN  | Single, Johnny Damon             | 4-3      |
| 4/30             | LAA  | Wild pitch, Matt Joyce scored    | 2-1 (10) |
| 5/3              | TOR  | HR, B.J. Upton                   | 3-2      |
| 6/28             | CIN  | HR, Evan Longoria                | 4-3      |
| 8/4              | TOR  | RBI, Robinson Chirinos           | 7-6 (12) |
| 8/8              | KC   | HR, Casey Kotchman               | 2-1      |
| 8/10             | KC   | Triple/error, Sam Fuld           | 8-7      |
| 8/21             | SEA  | HR, Johnny Damon                 | 8-7      |
| 8/24             | DET  | Fielder's choice, Elliot Johnson | 3-2 (10) |
| 9/7              | TEX  | HR, Desmond Jennings             | 5-4 (10) |
| 9/10             | BOS  | Single, Evan Longoria            | 6-5 (11) |
| 9/28             | NYG  | HR, Evan Longoria                | 8-7 (12) |

ORGANIZATION  
COACHES & STAFF  
40-MAN ROSTER  
NON-ROSTER INVITES  
RECORDS & HISTORY  
Miscellaneous Records  
YEARLY SUMMARIES  
OPPONENTS  
MINOR LEAGUE OPERATIONS  
BROADCAST INFORMATION  
TROPICANA FIELD & MISC.



# AWARD WINNERS

## LEAGUE AWARDS

### BBWAA AL

#### Manager of the Year (2)

|            |      |
|------------|------|
| Joe Maddon | 2008 |
| Joe Maddon | 2011 |

### BBWAA AL

#### Rookie of the Year (2)

|                   |      |
|-------------------|------|
| Evan Longoria     | 2008 |
| Jeremy Hellickson | 2011 |

### Rawlings AL

#### Gold Glove Award (4)

|                   |      |
|-------------------|------|
| Carlos Peña, 1B   | 2008 |
| Evan Longoria, 3B | 2009 |
| Carl Crawford, OF | 2010 |
| Evan Longoria, 3B |      |

### All-Star Selections (26)

|                        |      |
|------------------------|------|
| Rolando Arrojo, RHP    | 1998 |
| Roberto Hernandez, RHP | 1999 |
| Jose Canseco, DH***    |      |
| Fred McGriff, 1B       | 2000 |
| Greg Vaughn, OF        | 2001 |
| Randy Winn, OF         | 2002 |
| Lance Carter, RHP      | 2003 |
| Carl Crawford, OF      | 2004 |
| Danys Baez, RHP        | 2005 |
| Scott Kazmir, LHP      | 2006 |
| Carl Crawford, OF      | 2007 |
| Scott Kazmir, LHP      | 2008 |
| Evan Longoria, 3B      |      |
| Dioner Navarro, C      |      |
| Jason Bartlett, SS     | 2009 |
| Carl Crawford, OF      |      |
| Evan Longoria, 3B***   |      |
| Carlos Peña, 1B;       |      |
| Ben Zobrist, UTL/OF    |      |
| Carl Crawford, OF*     | 2010 |
| Evan Longoria, 3B*     |      |
| David Price, LHP**     |      |
| Rafael Soriano, RHP    |      |
| Matt Joyce, OF*        | 2011 |
| David Price, LHP       |      |
| James Shields, RHP     |      |

### Silver Slugger Award (3)

|                   |      |
|-------------------|------|
| Carlos Peña, 1B   | 2007 |
| Evan Longoria, 3B | 2009 |
| Carl Crawford, OF | 2010 |

### Sporting News AL

#### Comeback Player of the Year

|                 |      |
|-----------------|------|
| Carlos Peña, 1B | 2007 |
|-----------------|------|

### Sporting News AL

#### All-Star Team (5)

|                     |      |
|---------------------|------|
| Carlos Peña, 1B     | 2007 |
| Evan Longoria, 3B   | 2009 |
| Carl Crawford, OF   | 2010 |
| Evan Longoria, 3B   |      |
| Rafael Soriano, RHP |      |

### Sporting News

#### Executive of the Year

|                 |      |
|-----------------|------|
| Andrew Friedman | 2008 |
|-----------------|------|

### Sporting News AL

#### Manager of the Year (2)

|            |      |
|------------|------|
| Joe Maddon | 2008 |
| Joe Maddon | 2011 |

### Sporting News AL

#### Rookie of the Year

|               |      |
|---------------|------|
| Evan Longoria | 2008 |
|---------------|------|

### Sporting News Minor League

#### Pitcher of the Year

|                        |      |
|------------------------|------|
| Jeremy Hellickson, RHP | 2010 |
|------------------------|------|

### Topps Major League

#### All-Rookie Team (8)

|                        |      |
|------------------------|------|
| Miguel Cairo, 2B       | 1998 |
| Bobby Smith, 3B        |      |
| Rocco Baldelli, CF     | 2003 |
| Jonny Gomes, DH        | 2005 |
| Delmon Young, OF       | 2007 |
| Evan Longoria, 3B      | 2008 |
| Jeremy Hellickson, RHP | 2011 |
| Desmond Jennings, OF   |      |

### Topps Minor League

#### Player of the Year

|            |      |
|------------|------|
| Matt Moore | 2011 |
|------------|------|

### USA Today AL

#### Manager of the Year (2)

|            |      |
|------------|------|
| Joe Maddon | 2008 |
| Joe Maddon | 2011 |

### USA Today AL

#### Rookie of the Year

|               |      |
|---------------|------|
| Evan Longoria | 2008 |
|---------------|------|

### USA Today Minor League

#### Player of the Year (3)

|                        |      |
|------------------------|------|
| Josh Hamilton, OF      | 2000 |
| David Price, LHP       | 2008 |
| Jeremy Hellickson, RHP | 2010 |

### Outstanding AL Pitcher, Players' Choice Awards

|                  |      |
|------------------|------|
| David Price, LHP | 2010 |
|------------------|------|

### Baseball America

#### Rookie of Year

|                   |      |
|-------------------|------|
| Jeremy Hellickson | 2011 |
|-------------------|------|

### Baseball America Minor

#### League Player of the Year (3)

|                    |      |
|--------------------|------|
| Rocco Baldelli, OF | 2002 |
| Delmon Young, OF   | 2005 |
| Jeremy Hellickson  | 2010 |

### Roberto Clemente

#### Award Nominees

|                |      |
|----------------|------|
| Greg Vaughn    | 2001 |
| Greg Vaughn    | 2002 |
| Lance Carter   | 2003 |
| Toby Hall      | 2004 |
| Toby Hall      | 2005 |
| Rocco Baldelli | 2006 |
| Carl Crawford  | 2007 |
| Carlos Peña    | 2008 |
| James Shields  | 2009 |
| James Shields  | 2010 |
| James Shields  | 2011 |

### AL Player of the Month (2)

|               |            |
|---------------|------------|
| Evan Longoria | April 2009 |
| B.J. Upton    | June 2009  |

### AL Pitcher of the Month (3)

|                   |          |
|-------------------|----------|
| Scott Kazmir      | May 2008 |
| David Price       | Sep 2010 |
| Jeremy Hellickson | May 2011 |

### AL Rookie of the Month (6)

|                   |            |
|-------------------|------------|
| Rocco Baldelli    | April 2003 |
| Rocco Baldelli    | May 2003   |
| Damon Hollins     | May 2005   |
| Evan Longoria     | June 2008  |
| Wade Davis        | July 2010  |
| Jeremy Hellickson | May 2011   |

\* ELECTED STARTER

\*\* NAMED STARTER BY MANAGER

\*\*\* ELECTED STARTER BUT DID NOT PLAY

LEAGUE AWARDS

AL Player of the Week (29)

|               |                      |
|---------------|----------------------|
| Q. McCracken  | 3/31/98 thru 4/5/98  |
| Jose Canseco  | 4/19/99 thru 4/25/99 |
| Fred McGriff  | 5/3/99 thru 5/9/99   |
| Wade Boggs    | 8/2/99 thru 8/8/99   |
| Albie Lopez   | 8/7/00 thru 8/13/00  |
| Greg Vaughn   | 6/4/01 thru 6/10/01  |
| Jose Cruz Jr. | 5/17/04 thru 5/23/04 |
| Aubrey Huff   | 7/25/05 thru 7/31/05 |
| Scott Kazmir  | 5/15/06 thru 5/21/06 |
| Carl Crawford | 5/22/06 thru 5/28/06 |

|               |                      |
|---------------|----------------------|
| Greg Norton   | 9/25/06 thru 10/1/06 |
| B.J. Upton    | 7/16/07 thru 7/22/07 |
| Carl Crawford | 7/30/07 thru 8/5/07  |
| Scott Kazmir  | 9/10/07 thru 9/16/07 |
| Carlos Peña   | 9/25/07 thru 10/1/07 |
| James Shields | 4/21/08 thru 4/27/08 |
| Evan Longoria | 6/23/08 thru 6/29/08 |
| Carlos Peña   | 9/15/08 thru 9/21/08 |
| Evan Longoria | 4/5/09 thru 4/12/09  |
| Evan Longoria | 4/27/09 thru 5/3/09  |

|               |                      |
|---------------|----------------------|
| B.J. Upton    | 6/15/09 thru 6/21/09 |
| Evan Longoria | 8/31/09 thru 9/6/09  |
| Carl Crawford | 6/14/10 thru 6/20/10 |
| Matt Garza    | 7/26/10 thru 8/1/10  |
| Evan Longoria | 8/16/10 thru 8/22/10 |
| Johnny Damon  | 4/11/11 thru 4/17/11 |
| James Shields | 4/18/11 thru 4/24/11 |
| Ben Zobrist   | 4/25/11 thru 5/1/11  |
| James Shields | 6/13/11 thru 6/19/11 |

TEAM AWARDS

BBWAA Tampa Bay Chapter  
Most Valuable Ray

|                        |      |
|------------------------|------|
| Quinton McCracken, OF  | 1998 |
| Roberto Hernandez, RHP | 1999 |
| Gerald Williams, OF    | 2000 |
| Tanyon Sturtz, RHP     | 2001 |
| Randy Winn, OF         | 2002 |
| Aubrey Huff, OF        | 2003 |
| Carl Crawford, OF      | 2004 |
| Jorge Cantu, INF       | 2005 |
| Carl Crawford, OF      | 2006 |
| Carlos Peña, 1B        | 2007 |
| Jason Bartlett, SS     | 2008 |
| Ben Zobrist, UTL       | 2009 |
| Carl Crawford, OF      | 2010 |
| James Shields, RHP     | 2011 |

BBWAA Tampa Bay Chapter  
Outstanding Rookie

|                        |      |
|------------------------|------|
| Rolando Arrojo, RHP    | 1998 |
| Ryan Rupe, RHP         | 1999 |
| Steve Cox, 1B          | 2000 |
| Joe Kennedy, LHP       | 2001 |
| Carl Crawford, OF      | 2002 |
| Rocco Baldelli, OF     | 2003 |
| Jorge Cantu, INF       | 2004 |
| Jonny Gomes, OF        | 2005 |
| James Shields, RHP     | 2006 |
| Delmon Young, OF       | 2007 |
| Evan Longoria, 3B      | 2008 |
| Jeff Niemann, RHP      | 2009 |
| Wade Davis, RHP        | 2010 |
| Jeremy Hellickson, RHP | 2011 |

BBWAA Paul C. Smith  
Champion Award \*

|                   |      |
|-------------------|------|
| John Flaherty, C  | 1998 |
| John Flaherty, C  | 1999 |
| Greg Vaughn, OF   | 2000 |
| Russ Johnson, INF | 2001 |
| John Flaherty, C  | 2002 |
| Al Martin, OF     | 2003 |
| Tino Martinez, 1B | 2004 |
| Toby Hall, C      | 2005 |
| Carl Crawford, OF | 2006 |
| Carlos Peña, 1B   | 2007 |
| Cliff Floyd, DH   | 2008 |
| Carlos Peña, 1B   | 2009 |
| Carl Crawford, OF | 2010 |
| Johnny Damon, DH  | 2011 |

\* GIVEN TO PLAYER WHO BEST EXEMPLIFIES THE SPIRIT OF TRUE PROFESSIONALISM ON AND OFF THE FIELD

Al Lopez Award \*\*

|                      |      |
|----------------------|------|
| Dan Wheeler, RHP     | 2000 |
| Brent Abernathy, INF | 2001 |
| Steve Kent, LHP      | 2002 |
| Rocco Baldelli, OF   | 2003 |
| Chad Gaudin, RHP     | 2004 |
| Scott Kazmir, LHP    | 2005 |
| Elijah Dukes, OF     | 2006 |
| Shawn Riggans, C     | 2007 |
| Elliot Johnson, INF  | 2008 |
| Jeff Niemann, RHP    | 2009 |
| Reid Brignac, INF    | 2010 |
| Elliot Johnson, INF  | 2011 |

\*\* MOST OUTSTANDING ROOKIE IN SPRING TRAINING



DID YOU KNOW?



ABOUT PAUL C. SMITH & AL LOPEZ

Paul C. Smith, a longtime local sports journalist, passed away in 2005 at age 46. He wrote for the *St. Petersburg Times* and the Rays official website, and was executive sports editor of the *Tampa Tribune* from 1990–2000. Al Lopez, the only Tampa native in the Hall of Fame, passed away in 2005 at age 97. After a 19-year career as a major league catcher, he found great success as manager of the Indians and White Sox.



# STREAKS & OPPONENTS

**Longest Winning Streaks vs. Opponent**

|    |                               |
|----|-------------------------------|
| 12 | BAL, 4/30/08 thru 9/24/08     |
| 8  | KC, 6/2/09 thru 8/1/09        |
| 7  | KC, 7/28/05 thru 4/16/06      |
|    | ARI, 6/18/04 thru 6/18/07     |
| 6  | BOS, 8/16/11, G2 thru 9/15/11 |
|    | DET, 7/26/10 thru 8/10/10     |
|    | CLE, 5/21/04 thru 8/14/05     |
|    | TOR, 5/15/03 thru 8/5/03      |
|    | BAL, 4/7/99 thru 8/9/99       |
|    | OAK, 5/26/98 thru 9/4/98      |

**Longest Losing Streaks vs. Opponent**

|    |                               |
|----|-------------------------------|
| 14 | MIN, 7/21/04 thru 9/5/06      |
| 11 | MIN, 4/25/02 thru 5/8/03      |
|    | BOS, 4/6/01 thru 6/26/01      |
|    | NY, 9/17/98 thru 9/24/99      |
| 10 | BOS, 10/3/01 thru 7/23/02, G1 |

**Longest Winning Streaks vs. Opponent at Home**

|   |                           |
|---|---------------------------|
| 9 | MIN, 8/8/00 thru 4/24/02  |
| 7 | BAL, 4/13/08 thru 8/31/08 |
|   | TOR, 9/8/07 thru 7/19/08  |
|   | BOS, 9/23/07 thru 7/2/08  |
|   | KC, 7/28/05 thru 4/16/06  |
| 6 | CLE, 5/15/09 thru 7/8/10  |
|   | DET, 5/20/01 thru 5/10/03 |
|   | KC, 5/5/99 thru 8/31/00   |

**Longest Losing Streaks vs. Opponent at Home**

|    |                           |
|----|---------------------------|
| 11 | BOS, 10/3/01 thru 9/12/02 |
| 8  | TEX, 5/24/99 thru 5/3/00  |
| 7  | NY, 9/13/05 thru 7/8/06   |
|    | LAA, 5/28/01 thru 5/29/03 |
|    | CLE, 8/2/00 thru 8/14/02  |

**Longest Winning Streaks at Opponent's Park**

|   |   |
|---|---|
| 7 | Sun Life Stadium, 6/9/07 thru 5/23/09   |
| 6 | Camden Yards, 4/30/08 thru 9/24/08      |
|   | Safeco Field, 8/27/03 thru 6/3/05       |
| 5 | Target Field, 7/3/10 thru 4/28/11, G2   |
|   | Minute Maid Park, 5/22/10 thru 6/26/11  |
|   | Camden Yards, 9/17/09 thru 7/19/10      |
|   | Progressive Field, 8/12/05 thru 9/28/05 |
|   | Rogers Centre, 5/15/03 thru 9/22/03     |

**Longest Losing Streaks at Opponent's Park**

|    |   |
|----|---|
| 18 | Progressive Field, 9/29/05 thru 7/23/10 |
| 11 | Yankee Stadium, 4/14/04 thru 4/18/05    |
|    | McAfee Coliseum, 7/9/03 thru 6/1/05     |
| 10 | Metrodome, 7/21/04 thru 4/12/07         |
| 9  | Fenway Park, 9/11/07 thru 9/8/08        |
|    | Camden Yards, 8/25/06 thru 7/26/07      |
|    | Yankee Stadium, 6/3/98 thru 9/24/99     |

**Best Homestands (2 series)**

|     |                                   |
|-----|-----------------------------------|
| 6-1 | 7/5/10 thru 7/11/10 vs. BOS, CLE  |
|     | 5/9/08 thru 5/15/08 vs. LAA, NYY  |
|     | 6/30/08 thru 7/7/08 vs. BOS, KC   |
| 5-1 | 9/23/11 thru 9/28/11 vs. TOR, NYY |
|     | 8/13/10 thru 8/18/10 vs. BAL, TEX |
|     | 6/23/09 thru 6/28/09 vs. PHI, FLA |
|     | 6/9/09 thru 6/14/09 vs. LAA, WAS  |
|     | 5/29/09 thru 6/4/09 vs. MIN, KC   |
|     | 8/1/08 thru 8/6/08 vs. DET, CLE   |
|     | 6/8/04 thru 6/14/04 vs. SF, COL   |
|     | 6/8/01 thru 6/14/01 vs. NYM, PHI  |
|     | 9/26/00 thru 10/1/00 vs. NYY, BOS |
|     | 7/21/98 thru 7/27/98 vs. SEA, OAK |

**Best Homestands (3 or more series)**

|     |  |
|-----|--|
| 8-2 | 5/23/08 thru 6/1/08 vs. BAL, TEX, CLE  |
|     | 7/22/05 thru 7/31/05 vs. BAL, BOS, KC  |
| 7-2 | 9/2/11 thru 9/11/11 vs. BAL, TEX, BOS  |
|     | 4/18/08 thru 4/27/08 vs. CWS, TOR, BOS |
| 8-3 | 7/26/10 thru 8/5/10 vs. DET, NYY, MIN  |
|     | 9/27/01 thru 10/7/01 vs. TOR, BOS, NYY |

**Best Road Trips (2 series)**

|     |                                      |
|-----|--------------------------------------|
| 5-1 | 6/20/11 thru 6/26/11 at MIL, HOU     |
|     | 5/6/11 thru 5/12/11 at BAL, CLE      |
|     | 4/22/11 thru 4/28/11, G2 at TOR, MIN |
|     | 6/24/08 thru 6/29/08 at FLA, PIT     |
| 4-1 | 5/19/10 thru 5/23/10 at NYY, HOU     |
| 5-2 | 8/12/99 thru 8/18/99 at KC, DET      |
| 4-2 | 6/29/10 thru 7/4/10 at BOS, MIN      |
|     | 6/5/07 thru 6/10/07 at TOR, FLA      |
|     | 5/31/04 thru 6/6/04 at MIN, BAL      |
|     | 8/27/02 thru 9/1/02 at TEX, ANA      |
|     | 5/14/98 thru 5/19/98 at ANA, TEX     |

**Best Road Trips (3 or more series)**

|     |                                       |
|-----|---------------------------------------|
| 9-1 | 4/12/10 thru 4/22/10 at BAL, BOS, CWS |
| 8-1 | 6/15/04 thru 6/24/04 at SD, ARI, TOR  |
| 5-2 | 8/27/07 thru 9/2/07 at CWS, BAL, NYY  |
| 7-3 | 8/7/08 thru 8/17/08 at SEA, OAK, TEX  |
| 6-3 | 5/4/10 thru 5/12/10 at SEA, OAK, LAA  |

**Winless Homestands (2 or more series)**

|     |                                |
|-----|--------------------------------|
| 0-5 | 4/1/11 thru 4/6/11, BAL, LAA   |
|     | 9/15/00 thru 9/20/00, OAK, SEA |
|     | 4/24/98 thru 4/28/98, OAK, ANA |

**Winless Road Trips (2 or more series)**

|     |                                |
|-----|--------------------------------|
| 0-7 | 7/14/07 thru 7/20/07, LAA, MIN |
| 0-6 | 7/8/08 thru 7/13/08, NYY, CLE  |
|     | 8/7/07 thru 8/13/07, SEA, OAK  |
|     | 9/12/07 thru 9/17/07, NYY, TOR |
|     | 4/26/05 thru 5/1/05, TOR, BAL  |
|     | 7/1/05 thru 7/6/05, MIN, CWS   |
|     | 4/26/02 thru 5/2/02, BOS, MIN  |
|     | 7/2/02 thru 7/7/02, TEX, ANA   |



## RAYS FIRSTS

### Pitch/Batter

Wilson Alvarez, to Brian Hunter, 3/31/98 vs. DET at 5:08 p.m. (ball); grounded out to 1B Fred McGriff

### Hit

Dave Martinez, single off Justin Thompson, 3/31/98 vs. DET (3rd inn.)

### Double

John Flaherty, off Justin Thompson, 3/31/98 at DET (5th inn.)

### Triple

Kevin Stocker, off Brian Moehler, 4/1/98 vs. DET (2nd inn.)

### Home Run

Wade Boggs, off Justin Thompson, 3/31/98 vs. DET (6th inn.)

### Grand Slam

Paul Sorrento, off Charles Nagy, 5/3/98 at CLE (3rd inn.)

### Cycle

B.J. Upton, 10/2/09 vs. NYY

### Run

Quinton McCracken, 3/31/98 vs. DET (6th inn.)

### Runs Batted In

Wade Boggs, 3/31/98 vs. DET (6th inn.)

### Base on Balls

Dave Martinez, off Sean Runyan, 3/31/98 vs. DET (7th inn.)

### Strikeout (PITCHER)

Wilson Alvarez, struck out Bip Roberts, 3/31/98 vs. DET (1st inn.)

### Strikeout (BATTER)

Mike Kelly, off Justin Thompson, 3/31/98 vs. DET (6th inn.)

### Stolen Base

Quinton McCracken/Miguel Cairo double steal, 4/1/98 vs. DET (6th inn.)

### Caught Stealing

Aaron Ledesma, by Charlie O'Brien, 4/4/98 vs. CWS (3rd inn.)

### Sacrifice Fly

Rich Butler, off Jason Bere, 4/5/98 vs. CWS (4th inn.)

### Sacrifice Bunt

John Flaherty, off Carlos Castillo, 4/12/98 at CWS (7th inn.)

### Hit by Pitch

Fred McGriff, off Roberto Duran, 3/31/98 vs. DET (8th inn.)

### Ground into Double Play

Quinton McCracken, off Justin Thompson, 3/31/98 vs. DET (3rd inn.)

### Error

Rolando Arrojo, 4/1/98 vs. DET (1st inn.)

### Wild Pitch

Ramon Tatis, 4/3/98 vs. CWS (8th inn.)

### Win

Rolando Arrojo, 4/1/98 vs. DET

### Loss

Wilson Alvarez, 3/31/98 vs. DET

### Save

Roberto Hernandez, 4/12/98 at CWS

### Complete Game/ Complete-Game Shutout

Rolando Arrojo, 4/30/98 at MIN

### No-Hitter

Matt Garza, 7/26/10 vs. DET

## TROPICANA FIELD FIRSTS

### Hit

DET Tony Clark, single off Wilson Alvarez, 3/31/98 (2nd inn.)

### Double

DET Joe Randa, off Wilson Alvarez, 3/31/98 (2nd inn.)

### Triple

Kevin Stocker, off DET Brian Moehler, 4/1/98 (2nd inn.)

### Home Run

DET Luis Gonzalez, off Dan Carlson, 3/31/98 (5th inn.)

### Grand Slam

KC Johnny Damon, off Dennis Springer, 5/14/98 (2nd inn.)

### Cycle

DET Carlos Guillen, 8/1/06

### Run

DET Tony Clark, off Wilson Alvarez, 3/31/98 (2nd inn.)

### Runs Batted In

DET Joe Randa, off Wilson Alvarez, 3/31/98 (2nd inn.)

### Base on Balls

DET Billy Ripken, off Dan Carlson, 3/31/98 (7th inn.)

### Strikeout

Wilson Alvarez, struck out DET Bip Roberts, 3/31/98 (1st inn.)

### Stolen Base

Quinton McCracken/Miguel Cairo double steal vs. DET, 4/1/98 (6th inn.)

### Caught Stealing

DET Billy Ripken, by John Flaherty, 4/1/98 (6th inn.)

### Sacrifice Fly

CWS Albert Belle, off Rick Gorecki, 4/3/98 (1st inn.)

### Hit by Pitch

Fred McGriff, by DET Roberto Duran, 3/31/98 (8th inn.)

### Ground into Double Play

Quinton McCracken, off DET Justin Thompson, 3/31/98 (3rd inn.)

### Error

DET Doug Bochtler, 3/31/98 (9th inn.)

### Wild Pitch

DET Doug Brocail, 4/1/98 (8th inn.)

### Win

DET Justin Thompson, 3/31/98

### Loss

Wilson Alvarez vs. DET, 3/31/98

### Save

ANA Troy Percival, 4/26/98

### Complete Game

MIN Brad Radke, 4/14/98

### Complete-Game Shutout


BAL Mike Mussina, 5/9/98

### No-Hitter

ARI Edwin Jackson, 6/25/10



# HISTORIC BOX SCORES



## RAYS INAUGURAL GAME

MARCH 31, 1998


### ST. PETERSBURG, FL –

Hall of Famers Ted Williams, Stan Musial, Al Lopez and Monte Irvin threw out the ceremonial first pitches and minutes later, at 5:08 p.m. on March 31, 1998, major league baseball was born in Tampa Bay as **Wilson Alvarez** delivered a ball to Detroit's leadoff hitter Brian Hunter. Alvarez retired the Tigers 1-2-3 in the first inning, then nine of the next 13 batters hit safely. The Rays fell behind 11-0 in the 5th inning before Wade Boggs hit a two-run homer off Justin Thompson in the 6th to account for the first two runs in Rays history. Tampa Bay rallied for four runs in the 9th and left the tying run in the on-deck circle when Paul Sorrento struck out to end the game. Every starter on both sides hit safely except Rays LF Mike Kelly. Tampa native Luis Gonzalez hit the first home run at Tropicana Field and added a single and double.

| TROPICANA FIELD   | 1   | 2         | 3        | 4         | 5         | 6         | 7                | 8                  | 9          | R         | H         | E         | LOB      |                |           |           |           |           |           |           |              |   |   |            |     |   |                     |   |   |   |   |          |               |   |   |   |   |   |             |                  |   |   |   |   |   |   |              |     |   |   |   |   |   |              |          |     |   |   |   |   |                |   |             |     |   |   |   |                  |   |   |               |            |           |           |              |          |          |          |   |   |   |                 |   |   |   |   |   |   |                 |   |   |   |   |   |   |              |   |   |   |   |   |   |                |   |   |   |   |   |   |              |   |   |   |   |   |   |                 |   |   |   |   |   |   |               |   |   |   |   |   |   |              |   |   |   |   |   |   |                |   |   |   |   |   |   |                       |   |   |   |   |   |   |                 |   |   |   |   |   |   |               |           |           |           |           |          |          |               |           |          |           |          |          |          |
|---|---|-----------|----------|-----------|-----------|-----------|------------------|--------------------|------------|-----------|-----------|-----------|----------|----------------|-----------|-----------|-----------|-----------|-----------|-----------|--------------|---|---|------------|-----|---|---------------------|---|---|---|---|----------|---------------|---|---|---|---|---|-------------|------------------|---|---|---|---|---|---|--------------|-----|---|---|---|---|---|--------------|----------|-----|---|---|---|---|----------------|---|-------------|-----|---|---|---|------------------|---|---|---------------|------------|-----------|-----------|--------------|----------|----------|----------|---|---|---|-----------------|---|---|---|---|---|---|-----------------|---|---|---|---|---|---|--------------|---|---|---|---|---|---|----------------|---|---|---|---|---|---|--------------|---|---|---|---|---|---|-----------------|---|---|---|---|---|---|---------------|---|---|---|---|---|---|--------------|---|---|---|---|---|---|----------------|---|---|---|---|---|---|-----------------------|---|---|---|---|---|---|-----------------|---|---|---|---|---|---|---------------|-----------|-----------|-----------|-----------|----------|----------|---------------|-----------|----------|-----------|----------|----------|----------|
| DETROIT   | 0   | 4         | 2        | 0         | 5         | 0         | 0                | 0                  | 0          | 11        | 18        | 1         | 9        |                |           |           |           |           |           |           |              |   |   |            |     |   |                     |   |   |   |   |          |               |   |   |   |   |   |             |                  |   |   |   |   |   |   |              |     |   |   |   |   |   |              |          |     |   |   |   |   |                |   |             |     |   |   |   |                  |   |   |               |            |           |           |              |          |          |          |   |   |   |                 |   |   |   |   |   |   |                 |   |   |   |   |   |   |              |   |   |   |   |   |   |                |   |   |   |   |   |   |              |   |   |   |   |   |   |                 |   |   |   |   |   |   |               |   |   |   |   |   |   |              |   |   |   |   |   |   |                |   |   |   |   |   |   |                       |   |   |   |   |   |   |                 |   |   |   |   |   |   |               |           |           |           |           |          |          |               |           |          |           |          |          |          |
| TAMPA BAY   | 0   | 0         | 0        | 0         | 0         | 2         | 0                | 0                  | 4          | 6         | 12        | 0         | 9        |                |           |           |           |           |           |           |              |   |   |            |     |   |                     |   |   |   |   |          |               |   |   |   |   |   |             |                  |   |   |   |   |   |   |              |     |   |   |   |   |   |              |          |     |   |   |   |   |                |   |             |     |   |   |   |                  |   |   |               |            |           |           |              |          |          |          |   |   |   |                 |   |   |   |   |   |   |                 |   |   |   |   |   |   |              |   |   |   |   |   |   |                |   |   |   |   |   |   |              |   |   |   |   |   |   |                 |   |   |   |   |   |   |               |   |   |   |   |   |   |              |   |   |   |   |   |   |                |   |   |   |   |   |   |                       |   |   |   |   |   |   |                 |   |   |   |   |   |   |               |           |           |           |           |          |          |               |           |          |           |          |          |          |
| <b>DETROIT</b>  | <b>AB</b>   | <b>R</b>  | <b>H</b> | <b>BI</b> | <b>BB</b> | <b>SO</b> | <b>TAMPA BAY</b> |                    |            |           |           |           |          | <b>AB</b>      | <b>R</b>  | <b>H</b>  | <b>BI</b> | <b>BB</b> | <b>SO</b> |           |              |   |   |            |     |   |                     |   |   |   |   |          |               |   |   |   |   |   |             |                  |   |   |   |   |   |   |              |     |   |   |   |   |   |              |          |     |   |   |   |   |                |   |             |     |   |   |   |                  |   |   |               |            |           |           |              |          |          |          |   |   |   |                 |   |   |   |   |   |   |                 |   |   |   |   |   |   |              |   |   |   |   |   |   |                |   |   |   |   |   |   |              |   |   |   |   |   |   |                 |   |   |   |   |   |   |               |   |   |   |   |   |   |              |   |   |   |   |   |   |                |   |   |   |   |   |   |                       |   |   |   |   |   |   |                 |   |   |   |   |   |   |               |           |           |           |           |          |          |               |           |          |           |          |          |          |
| B. Hunter, cf   | 6   | 1         | 2        | 2         | 0         | 1         | Q. McCracken, cf | 5                  | 2          | 2         | 1         | 0         | 0        | B. Roberts, dh | 5         | 0         | 1         | 1         | 0         | 1         | M. Cairo, 2b | 4 | 0 | 1          | 0   | 0 | P. Incauglia, ph-dh | 1 | 0 | 0 | 0 | 0        | R. Butler, ph | 1 | 0 | 1 | 1 | 0 | 0           | B. Higginson, rf | 4 | 0 | 1 | 1 | 1 | 1 | W. Boggs, 3b | 4   | 1 | 1 | 3 | 1 | 0 | T. Clark, 1b | 5        | 2   | 2 | 0 | 0 | 1 | F. McGriff, 1b | 4 | 0           | 1   | 0 | 0 | 0 | D. Easley, 2b-ss | 5 | 3 | 3             | 0          | 0         | 0         | M. Kelly, lf | 5        | 0        | 0        | 0 | 0 | 1 | J. Gonzalez, lf | 5 | 2 | 3 | 2 | 0 | 1 | P. Sorrento, dh | 5 | 0 | 1 | 0 | 0 | 1 | J. Randa, 3b | 5 | 1 | 3 | 3 | 0 | 1 | J. Flaherty, c | 4 | 1 | 2 | 0 | 0 | 1 | J. Oliver, c | 5 | 1 | 2 | 3 | 0 | 0 | D. Martinez, rf | 2 | 0 | 1 | 0 | 1 | 0 | B. Ripken, ss | 3 | 1 | 1 | 0 | 1 | 0 | B. Smith, ph | 1 | 1 | 1 | 0 | 0 | 0 | K. Stocker, ss | 3 | 0 | 1 | 0 | 0 | 0 | F. Catalanotto, ph-2b | 1 | 0 | 0 | 0 | 0 | 1 | B. Trammell, ph | 0 | 1 | 0 | 0 | 1 | 0 | <b>TOTALS</b> | <b>45</b> | <b>11</b> | <b>18</b> | <b>11</b> | <b>2</b> | <b>7</b> | <b>TOTALS</b> | <b>38</b> | <b>6</b> | <b>12</b> | <b>5</b> | <b>3</b> | <b>3</b> |
| <b>2B:</b> Randa, J (2); Hunter, B (1); Higginson, B (1); Gonzalez, L (1); Easley, D (1). <b>HR:</b> Gonzalez, L (1, off Carlson, D; 5th inn, 1 on, 0 out). <b>TB:</b> Gonzalez, L (7); Randa, J (5); Easley, D (4); Hunter, B (3); Oliver, J (2); Clark, T (2); Higginson, B (2); Ripken, B (1); Roberts, B (1). <b>RBI:</b> Oliver, J (3); Randa, J (3); Hunter, B (2); Gonzalez, L (2); Roberts, B (1). <b>Team RISP:</b> 6-for-18. <b>DP:</b> 2 (Randa, J-Easley, D-Clark, T; Ripken, B-Easley, D-Clark, T). <b>E:</b> Bochtler, D (1). | <b>2B:</b> Sorrento, P (1); Flaherty, J (1). <b>HR:</b> Boggs, W (1, off Thompson, J; 6th inn, 1 on, 1 out). <b>HBP:</b> McGriff, F (1, by Duran, R). <b>TB:</b> Boggs, W (4); Flaherty, J (3); Sorrento, P (2); McCracken, Q (2); McGriff, F (1); Stocker, K (1); Smith, B (1); Butler, R; Martinez (1), D; Cairo (1), M. <b>GIDP:</b> McCracken, Q (2). <b>RBI:</b> Boggs, W (3); McCracken, Q (1); Butler, R (1). <b>Team RISP:</b> 2-for-9. |           |          |           |           |           |                  |                    |            |           |           |           |          |                |           |           |           |           |           |           |              |   |   |            |     |   |                     |   |   |   |   |          |               |   |   |   |   |   |             |                  |   |   |   |   |   |   |              |     |   |   |   |   |   |              |          |     |   |   |   |   |                |   |             |     |   |   |   |                  |   |   |               |            |           |           |              |          |          |          |   |   |   |                 |   |   |   |   |   |   |                 |   |   |   |   |   |   |              |   |   |   |   |   |   |                |   |   |   |   |   |   |              |   |   |   |   |   |   |                 |   |   |   |   |   |   |               |   |   |   |   |   |   |              |   |   |   |   |   |   |                |   |   |   |   |   |   |                       |   |   |   |   |   |   |                 |   |   |   |   |   |   |               |           |           |           |           |          |          |               |           |          |           |          |          |          |
| <b>DETROIT</b>  | <b>IP</b>   | <b>H</b>  | <b>R</b> | <b>ER</b> | <b>BB</b> | <b>SO</b> | <b>HR</b>        | <b>TAMPA BAY</b>   |            |           |           |           |          |                | <b>IP</b> | <b>H</b>  | <b>R</b>  | <b>ER</b> | <b>BB</b> | <b>SO</b> | <b>HR</b>    |   |   |            |     |   |                     |   |   |   |   |          |               |   |   |   |   |   |             |                  |   |   |   |   |   |   |              |     |   |   |   |   |   |              |          |     |   |   |   |   |                |   |             |     |   |   |   |                  |   |   |               |            |           |           |              |          |          |          |   |   |   |                 |   |   |   |   |   |   |                 |   |   |   |   |   |   |              |   |   |   |   |   |   |                |   |   |   |   |   |   |              |   |   |   |   |   |   |                 |   |   |   |   |   |   |               |   |   |   |   |   |   |              |   |   |   |   |   |   |                |   |   |   |   |   |   |                       |   |   |   |   |   |   |                 |   |   |   |   |   |   |               |           |           |           |           |          |          |               |           |          |           |          |          |          |
| J. Thompson (W 1-0)   | 6.0   | 8         | 2        | 2         | 0         | 2         | 1                | W. Alvarez (L 0-1) | 2.1        | 9         | 6         | 6         | 0        | 2              | 0         | S. Runyan | 1.0       | 0         | 0         | 1         | 0            | 0 | 0 | D. Carlson | 2.2 | 6 | 5                   | 5 | 2 | 3 | 1 | R. Duran | 1.0           | 0 | 0 | 0 | 0 | 0 | D. Springer | 3.0              | 3 | 0 | 0 | 0 | 0 | 0 | B. Florie    | 0.1 | 4 | 4 | 3 | 1 | 0 | 0            | J. Mecir | 1.0 | 0 | 0 | 0 | 0 | 0              | 0 | D. Bochtler | 0.2 | 0 | 0 | 0 | 1                | 1 | 0 | <b>TOTALS</b> | <b>9.0</b> | <b>18</b> | <b>11</b> | <b>11</b>    | <b>2</b> | <b>7</b> | <b>1</b> |   |   |   |                 |   |   |   |   |   |   |                 |   |   |   |   |   |   |              |   |   |   |   |   |   |                |   |   |   |   |   |   |              |   |   |   |   |   |   |                 |   |   |   |   |   |   |               |   |   |   |   |   |   |              |   |   |   |   |   |   |                |   |   |   |   |   |   |                       |   |   |   |   |   |   |                 |   |   |   |   |   |   |               |           |           |           |           |          |          |               |           |          |           |          |          |          |
| <b>TOTALS</b>   | <b>9.0</b>  | <b>12</b> | <b>6</b> | <b>5</b>  | <b>3</b>  | <b>3</b>  | <b>1</b>         | <b>TOTALS</b>      | <b>9.0</b> | <b>18</b> | <b>11</b> | <b>11</b> | <b>2</b> | <b>7</b>       | <b>1</b>  |           |           |           |           |           |              |   |   |            |     |   |                     |   |   |   |   |          |               |   |   |   |   |   |             |                  |   |   |   |   |   |   |              |     |   |   |   |   |   |              |          |     |   |   |   |   |                |   |             |     |   |   |   |                  |   |   |               |            |           |           |              |          |          |          |   |   |   |                 |   |   |   |   |   |   |                 |   |   |   |   |   |   |              |   |   |   |   |   |   |                |   |   |   |   |   |   |              |   |   |   |   |   |   |                 |   |   |   |   |   |   |               |   |   |   |   |   |   |              |   |   |   |   |   |   |                |   |   |   |   |   |   |                       |   |   |   |   |   |   |                 |   |   |   |   |   |   |               |           |           |           |           |          |          |               |           |          |           |          |          |          |

**Umpires:** HP: Rich Garcia, 1B: Mike Reilly, 2B: Tim McClelland, 3B: John Hirschbeck. **T:** 3:01. **ATT:** 45,369. **Weather:** 72° F, Wind 0 mph, In Dome.





## RAYS FIRST WIN APRIL 1, 1998

### ST. PETERSBURG, FL –

April 1, but it was no joke, the Rays won their first game. In game two of the season opening series, Tampa Bay rallied from a 3-0, first inning deficit and banded out 18 hits on their way to an 11-8 victory. Rookie **Rolando Arrojo** earned the win in his major league debut and Fred McGriff helped the Rays jump ahead in the 4th inning after trailing 3-2. The Rays got a hit in every inning except the 5th.

PHOTO BY ROBERT ROGERS

| TROPICANA FIELD  |            |           |           |           |          | 1                                       | 2   | 3         | 4         | 5         | 6         | 7        | 8        | 9 | R  | H  | E | LOB |  |  |  |  |  |  |
|--|------------|-----------|-----------|-----------|----------|---|---|-----------|-----------|-----------|-----------|----------|----------|---|----|----|---|-----|--|--|--|--|--|--|
| DETROIT  |            |           |           |           |          | 3                                       | 0   | 0         | 0         | 1         | 0         | 2        | 1        | 1 | 8  | 13 | 1 | 10  |  |  |  |  |  |  |
| TAMPA BAY  |            |           |           |           |          | 2                                       | 0   | 0         | 4         | 0         | 1         | 1        | 3        | X | 11 | 18 | 1 | 10  |  |  |  |  |  |  |
| DETROIT  | AB         | R         | H         | BI        | BB       | SO                                      | TAMPA BAY   | AB        | R         | H         | BI        | BB       | SO       |   |    |    |   |     |  |  |  |  |  |  |
| B.Hunter, cf   | 4          | 1         | 0         | 0         | 1        | 1                                       | Q.McCracken, cf   | 5         | 2         | 3         | 0         | 0        | 0        |   |    |    |   |     |  |  |  |  |  |  |
| B.Roberts, rf  | 4          | 1         | 1         | 1         | 0        | 0                                       | M.Cairo, 2b   | 5         | 2         | 3         | 1         | 0        | 0        |   |    |    |   |     |  |  |  |  |  |  |
| B.Higginson, dh  | 5          | 3         | 3         | 1         | 0        | 0                                       | W.Boggs, 3b   | 4         | 2         | 2         | 1         | 1        | 1        |   |    |    |   |     |  |  |  |  |  |  |
| T.Clark, 1b  | 5          | 1         | 3         | 2         | 0        | 0                                       | F.McGriff, 1b   | 4         | 1         | 3         | 4         | 1        | 0        |   |    |    |   |     |  |  |  |  |  |  |
| L.Gonzalez, lf   | 4          | 1         | 3         | 3         | 1        | 0                                       | P.Sorrento, dh  | 5         | 0         | 1         | 1         | 0        | 1        |   |    |    |   |     |  |  |  |  |  |  |
| D.Easley, 2b-ss  | 3          | 0         | 1         | 0         | 1        | 1                                       | D.Martinez, rf  | 5         | 0         | 1         | 1         | 0        | 0        |   |    |    |   |     |  |  |  |  |  |  |
| J.Randa, 3b  | 5          | 0         | 1         | 1         | 0        | 1                                       | J.Flaherty, c   | 5         | 1         | 1         | 0         | 0        | 1        |   |    |    |   |     |  |  |  |  |  |  |
| R.Casanova, c  | 3          | 0         | 0         | 0         | 1        | 1                                       | R.Butler, lf  | 4         | 2         | 2         | 1         | 1        | 0        |   |    |    |   |     |  |  |  |  |  |  |
| K. Bartee, ph  | 0          | 1         | 0         | 0         | 0        | 0                                       | K.Stocker   | 5         | 1         | 2         | 1         | 0        | 1        |   |    |    |   |     |  |  |  |  |  |  |
| J. Oliver, c   | 1          | 0         | 0         | 0         | 0        | 1                                       | <b>TOTALS</b>   | <b>42</b> | <b>11</b> | <b>18</b> | <b>10</b> | <b>3</b> | <b>4</b> |   |    |    |   |     |  |  |  |  |  |  |
| B.Ripken, ss   | 3          | 0         | 1         | 0         | 2        | 2                                       | <b>2B:</b> McCracken, Q (1); McGriff, F (1); Boggs, W (1). <b>3B:</b> Stocker, K (1). <b>HR:</b> Butler, R (1, off Florie, B; 7th inn, 0 on, 2 out). <b>TB:</b> Butler, R (5); McCracken, Q (4); McGriff, F (4); Stocker, K (4); Cairo, M (3); Boggs, W (3); Sorrento, P (1); Flaherty, J (1); Martinez, D (1). <b>RBI:</b> McGriff, F (4); Butler, R (2); Sorrento, P (1); Cairo, M (1). <b>TEAM RISP:</b> 9-for-18. <b>E:</b> Arrojo, R (1). <b>SB:</b> McCracken, Q (1); Cairo, M (1). |           |           |           |           |          |          |   |    |    |   |     |  |  |  |  |  |  |
| F. Catalanotto, ph-2b  | 1          | 0         | 0         | 0         | 1        | 0                                       | <b>TAMPA BAY</b>  |           |           |           |           |          |          |   |    |    |   |     |  |  |  |  |  |  |
| <b>TOTALS</b>  | <b>38</b>  | <b>8</b>  | <b>13</b> | <b>8</b>  | <b>5</b> | <b>7</b>                                | <b>IP</b> H R ER BB SO HR   |           |           |           |           |          |          |   |    |    |   |     |  |  |  |  |  |  |
| <b>2B:</b> Clark, T (1); Gonzalez, L (2). <b>HBP:</b> Roberts, B (1, by Arrojo, R); Easley, D (1, by Hernandez, R). <b>TB:</b> Gonzalez, L (4); Clark, T (4); Higginson, B (3); Ripken, B (1); Roberts, B (1); Easley, D (1); Randa, J (1). <b>RBI:</b> Gonzalez, L (5); Clark, T (2); Higginson, B (1); Randa, J (4); Roberts, B (2). <b>TEAM RISP:</b> 7-for-15. <b>E:</b> Casanova, R (1). <b>SB:</b> Hunter, B (1). <b>CS:</b> Ripken, B (1). <b>PO:</b> Roberts, B (1st base by Arrojo, R). |            |           |           |           |          | <b>R.Arrojo</b> (W 1-0) 6.0 8 4 4 1 6 0 |   |           |           |           |           |          |          |   |    |    |   |     |  |  |  |  |  |  |
| <b>DETROIT</b>   |            |           |           |           |          | <b>R.Tatis</b> 1.0 3 2 2 1 0 0          |   |           |           |           |           |          |          |   |    |    |   |     |  |  |  |  |  |  |
| B.Moehler (L 0-1)  | 3.2        | 10        | 6         | 6         | 0        | 0                                       | <b>A.Lopez</b> 1.0 1 1 1 2 0 0  |           |           |           |           |          |          |   |    |    |   |     |  |  |  |  |  |  |
| A.Sager  | 1.2        | 3         | 1         | 0         | 0        | 0                                       | <b>J.Mecir</b> 0.2 0 0 0 0 0 0  |           |           |           |           |          |          |   |    |    |   |     |  |  |  |  |  |  |
| S.Runyan   | 0.2        | 0         | 0         | 0         | 1        | 2                                       | <b>R.Hernandez</b> 1.0 1 1 1 1 1 0  |           |           |           |           |          |          |   |    |    |   |     |  |  |  |  |  |  |
| B.Florie   | 1.0        | 1         | 1         | 1         | 0        | 0                                       | <b>TOTALS</b> 9.0 13 8 8 5 7 0  |           |           |           |           |          |          |   |    |    |   |     |  |  |  |  |  |  |
| D.Brocaill   | 0.1        | 4         | 3         | 3         | 1        | 0                                       |   |           |           |           |           |          |          |   |    |    |   |     |  |  |  |  |  |  |
| R.Duran  | 0.2        | 0         | 0         | 0         | 1        | 2                                       |   |           |           |           |           |          |          |   |    |    |   |     |  |  |  |  |  |  |
| <b>TOTALS</b>  | <b>8.0</b> | <b>18</b> | <b>11</b> | <b>10</b> | <b>3</b> | <b>4</b>                                |   |           |           |           |           |          |          |   |    |    |   |     |  |  |  |  |  |  |

WP: Brocaill, D (1). Umpires: HP: Mike Reilly, 1B: Tim McClelland, 2B: John Hirschbeck, 3B: Rich Garcia. T: 3:32. ATT: 30,109. Weather: 72° F, Wind 0 mph, In Dome.



# OPENING DAY LINEUPS

## OPENING DAY RECORD ALL-TIME (7-7)

### March 31, 1998

|                      |
|----------------------|
| <b>DET 11</b>   TB 6 |
| CF Quinton McCracken |
| 2B Miguel Cairo      |
| 3B Wade Boggs        |
| 1B Fred McGriff      |
| LF Mike Kelly        |
| DH Paul Sorrento     |
| C John Flaherty      |
| RF Dave Martinez     |
| SS Kevin Stocker     |
| P Wilson Alvarez     |

### APRIL 5, 1999

|                             |
|-----------------------------|
| <b>TB 7</b>   <b>BAL 10</b> |
| CF Randy Winn               |
| RF Dave Martinez            |
| DH Jose Canseco             |
| 1B Fred McGriff             |
| C John Flaherty             |
| 3B Wade Boggs               |
| LF Paul Sorrento            |
| 2B Miguel Cairo             |
| SS Kevin Stocker            |
| P Wilson Alvarez            |

### APRIL 3, 2000

|                            |
|----------------------------|
| <b>TB 7</b>   <b>MIN 0</b> |
| CF Gerald Williams         |
| RF Dave Martinez           |
| DH Jose Canseco            |
| 1B Fred McGriff            |
| LF Greg Vaughn             |
| 3B Herbert Perry           |
| C John Flaherty            |
| SS Kevin Stocker           |
| 2B Miguel Cairo            |
| P Steve Trachsel           |

### APRIL 3, 2001

|                            |
|----------------------------|
| <b>TOR 1</b>   <b>TB 8</b> |
| CF Gerald Williams         |
| DH Steve Cox               |
| LF Greg Vaughn             |
| 1B Fred McGriff            |
| RF Ben Grieve              |
| 3B Vinny Castilla          |
| 2B Bobby Smith             |
| C John Flaherty            |
| SS Felix Martinez          |
| P Albie Lopez              |

### APRIL 2, 2002

|                            |
|----------------------------|
| <b>DET 5</b>   <b>TB 9</b> |
| LF Jason Tyner             |
| CF Randy Winn              |
| 1B Steve Cox               |
| DH Greg Vaughn             |
| C Toby Hall                |
| RF Ben Grieve              |
| 3B Bob Smith               |
| 2B Brent Abernathy         |
| SS Chris Gomez             |
| P Tanyon Sturtze           |

### MARCH 31, 2003

|                            |
|----------------------------|
| <b>BOS 4</b>   <b>TB 6</b> |
| LF Carl Crawford           |
| CF Rocco Baldelli          |
| 3B Aubrey Huff             |
| 1B Travis Lee              |
| DH Al Martin               |
| RF Ben Grieve              |
| C Toby Hall                |
| 2B Brent Abernathy         |
| SS Rey Ordoñez             |
| P Joe Kennedy              |

### MARCH 30, 2004

|                            |
|----------------------------|
| <b>NYG 3</b>   <b>TB 8</b> |
| LF Carl Crawford           |
| 3B Damian Rolls            |
| CF Rocco Baldelli          |
| DH Aubrey Huff             |
| RF Jose Cruz Jr.           |
| 1B Tino Martinez           |
| SS Julio Lugo              |
| C Toby Hall                |
| 2B Rey Sanchez             |
| P Victor Zambrano          |

### APRIL 4, 2005

|                            |
|----------------------------|
| <b>TOR 5</b>   <b>TB 2</b> |
| LF Carl Crawford           |
| SS Julio Lugo              |
| RF Aubrey Huff             |
| 1B Travis Lee              |
| DH Josh Phelps             |
| 2B Jorge Cantu             |
| CF Chris Singleton         |
| C Toby Hall                |
| 3B Alex Gonzalez           |
| P Dewon Brazelton          |

### APRIL 3, 2006

|                            |
|----------------------------|
| <b>TB 6</b>   <b>BAL 9</b> |
| SS Julio Lugo              |
| LF Carl Crawford           |
| 2B Jorge Cantu             |
| 3B Aubrey Huff             |
| DH Jonny Gomes             |
| 1B Travis Lee              |
| C Toby Hall                |
| RF Damon Hollins           |
| CF Joey Gathright          |
| P Scott Kazmir             |

### APRIL 2, 2007

|                            |
|----------------------------|
| <b>TB 5</b>   <b>NYG 9</b> |
| LF Carl Crawford           |
| SS Ben Zobrist             |
| DH Rocco Baldelli          |
| 1B Ty Wigginton            |
| RF Delmon Young            |
| 3B Akinora Iwamura         |
| C Dioner Navarro           |
| CF Elijah Dukes            |
| 2B B.J. Upton              |
| P Scott Kazmir             |

### MARCH 31, 2008

|                            |
|----------------------------|
| <b>TB 6</b>   <b>BAL 2</b> |
| 2B Akinora Iwamura         |
| LF Carl Crawford           |
| 1B Carlos Peña             |
| CF B.J. Upton              |
| DH Cliff Floyd             |
| 3B Willy Aybar             |
| RF Eric Hinske             |
| C Dioner Navarro           |
| SS Jason Bartlett          |
| P James Shields            |

### APRIL 7, 2009

|                            |
|----------------------------|
| <b>TB 3</b>   <b>BOS 5</b> |
| 2B Akinora Iwamura         |
| LF Carl Crawford           |
| 3B Evan Longoria           |
| 1B Carlos Peña             |
| DH Pat Burrell             |
| CF Matt Joyce              |
| C Dioner Navarro           |
| RF Gabe Gross              |
| SS Jason Bartlett          |
| P James Shields            |

### APRIL 6, 2010

|                            |
|----------------------------|
| <b>BAL 3</b>   <b>TB 4</b> |
| SS Jason Bartlett          |
| LF Carl Crawford           |
| RF Ben Zobrist             |
| 3B Evan Longoria           |
| 1B Carlos Peña             |
| CF B.J. Upton              |
| DH Pat Burrell             |
| 2B Sean Rodriguez          |
| C Dioner Navarro           |
| P James Shields            |

### APRIL 1, 2011

|                            |
|----------------------------|
| <b>BAL 4</b>   <b>TB 1</b> |
| 2B Ben Zobrist             |
| LF Johnny Damon            |
| 3B Evan Longoria           |
| DH Manny Ramirez           |
| 1B Dan Johnson             |
| CF B.J. Upton              |
| RF Matt Joyce              |
| SS Reid Brignac            |
| C John Jaso                |
| P David Price              |



# ALL-TIME TRADES

| DATE     | TEAM         | TRADE  |
|----------|--------------|--|
| 11/11/97 | Reds         | Acquired OF Mike Kelly for a player to be named later (OF Dmitri Young).   |
| 11/18/97 | Padres       | Acquired C John Flaherty for SS Andy Sheets (12th pick in expansion draft) and RHP Brian Boehringer (15th pick in expansion draft).      |
| 11/18/97 | Braves       | Acquired 1B Fred McGriff for cash.   |
| 11/18/97 | Phillies     | Acquired SS Kevin Stocker for OF Bobby Abreu (3rd pick in expansion draft).  |
| 3/29/99  | Orioles      | Acquired OF Danny Clyburn and a player to be named later (SS Angel Volquez) for RHP Jason Johnson.                                       |
| 7/21/99  | Red Sox      | Traded RHP Julio Santana for cash and a player to be named later (LHP Will Silverthorn).   |
| 7/23/99  | Pirates      | Acquired OF Jose Guillen and RHP Jeff Sparks for C Joe Oliver and C Humberto Cota.   |
| 7/24/99  | Phillies     | Traded LHP Scott Aldred for RHP Marty Barnett.   |
| 12/13/99 | Rockies      | Acquired 3B Vinny Castilla for RHP Rolando Arrojo and INF Aaron Ledesma.   |
| 12/13/99 | Royals       | Acquired INF Damian Rolls for cash.  |
| 4/13/00  | Astros       | Acquired RHP Dwight Gooden for cash.   |
| 5/12/00  | Cubs         | Acquired LHP Mark Guthrie and cash for OF Dave Martinez.   |
| 5/27/00  | Astros       | Acquired INF Russ Johnson for RHP Marc Valdes.   |
| 5/31/00  | White Sox    | Acquired RHP Tanyon Sturtze for INF Tony Graffanino.   |
| 7/28/00  | Mets         | Acquired RHP Paul Wilson and OF Jason Tyner for RHP Rick White and OF Bubba Trammell.  |
| 7/28/00  | Athletics    | Acquired RHP Jesus Colome and cash for RHP Jim Mecir and LHP Todd Belitz.  |
| 7/31/00  | Blue Jays    | Acquired INF Brent Abernathy for RHP Steve Trachsel and LHP Mark Guthrie.  |
| 1/08/01  | Athletics    | Acquired OF Ben Grieve and a player to be named later or cash for RHP Roberto Hernandez and RHP Cory Lidle.                              |
| 3/28/01  | Dodgers      | Acquired RHP Mike Judd for a player to be named later or cash.   |
| 4/04/01  | Mariners     | Traded OF Kenny Kelly for cash.  |
| 7/25/01  | Diamondbacks | Acquired LHP Nick Bierbrodt, OF Jason Conti and cash considerations for RHP Albie Lopez and C Mike DiFelice.                             |
| 7/27/01  | Cubs         | Acquired RHP Manny Aybar and a player to be named later (SS Jason Smith) for 1B Fred McGriff.  |
| 12/13/01 | Angels       | Acquired LHP Steve Kent for a player to be named later or cash considerations.   |
| 12/17/01 | Angels       | Acquired INF Wilmy Caceres for RHP Mickey Callaway.  |
| 7/21/02  | Mariners     | Traded LHP Doug Creek for cash considerations.   |
| 10/28/02 | Mariners     | Received the rights to negotiate with Lou Piniella and acquired SS Antonio Perez for OF Randy Winn.                                      |
| 12/15/02 | Mets         | Acquired SS Rey Ordoñez and cash considerations for two players to be named later (1B Josh Pressley and INF Russ Johnson).               |
| 3/24/03  | Brewers      | Acquired C Javier Valentin for OF Jason Conti.   |
| 7/31/03  | Royals       | Traded RHP Al Levine for cash considerations.  |
| 11/21/03 | Cardinals    | Acquired 1B Tino Martinez for RHP Evan Rust and 1B John-Paul Davis.  |
| 12/14/03 | Astros       | Acquired INF Geoff Blum for RHP Brandon Backe.   |
| 12/14/03 | Rockies      | Acquired LHP Mark Hendrickson for LHP Joe Kennedy.   |
| 4/03/04  | Dodgers      | Acquired INF/OF Jason Romano for INF Antonio Perez.  |
| 6/28/04  | Royals       | Traded INF/OF Jose Bautista for cash considerations.   |
| 7/30/04  | Mets         | Acquired LHP Scott Kazmir and RHP Jose Diaz for RHP Victor Zambrano and RHP Bartolome Fortunato.   |
| 12/12/04 | Blue Jays    | Acquired C Kevin Cash for RHP Chad Gaudin.   |
| 12/13/04 | Diamondbacks | Acquired RHP Angel Garcia (selected by Arizona from Minnesota in the Rule 5 Draft) for cash considerations.                              |
| 2/06/05  | Diamondbacks | Acquired LHP Casey Fossum for OF Jose Cruz Jr. and cash considerations.  |
| 3/31/05  | Braves       | Acquired INF Nick Green for RHP Jorge Sosa.  |
| 12/07/05 | Padres       | Acquired 3B Sean Burroughs for RHP Dewon Brazelton.  |
| 12/07/05 | Padres       | Traded RHP Steve Andrade (selected in the Rule 5 Draft from Toronto) for cash.   |
| 12/19/05 | Angels       | Acquired C Josh Paul for INF Travis Schlichting.   |
| 1/14/06  | Dodgers      | Acquired RHP Edwin Jackson and LHP Chuck Tiffany for RHP Danys Baez, RHP Lance Carter and a player to be named.                          |
| 4/6/06   | Mariners     | Acquired RHP Marcos Carvajal for RHP Jose de la Cruz.  |
| 4/28/06  | Giants       | Acquired RHP Tyler Walker for RHP Carlos Hines.  |
| 6/20/06  | Royals       | Acquired LHP J.P. Howell for OF Joey Gathright and INF Fernando Cortez.  |
| 6/27/06  | Dodgers      | Acquired RHP Jae Seo, C Dioner Navarro and player to be named later (OF Justin Ruggiano) for LHP Mark Hendrickson, C Toby Hall and cash. |

| DATE     | TEAM         | TRADE   |
|----------|--------------|---|
| 7/12/06  | Astros       | Acquired RHP Mitch Talbot and SS Ben Zobrist for INF Aubrey Huff and cash.  |
| 7/31/06  | Dodgers      | Acquired INF Joel Guzman and OF Sergio Pedroza for SS Julio Lugo.   |
| 8/24/06  | Padres       | Acquired RHP Evan Meek and a player to be named later (RHP Dale Thayer) for OF Russell Branyan.   |
| 12/7/06  | Athletics    | Traded OF Ryan Golecki (selected in the Rule 5 Draft from Cleveland) for cash.  |
| 1/2/07   | Reds         | Acquired INF Brendan Harris for a player to be named later or cash.   |
| 2/13/07  | Cubs         | Acquired RHP Jae Kuk Ryu for OF Andrew Lopez and RHP Greg Reinhard.   |
| 7/27/07  | Brewers      | Acquired RHP Grant Balfour for RHP Seth McClung.  |
| 7/28/07  | Astros       | Acquired RHP Dan Wheeler for INF Ty Wigginton.  |
| 7/28/07  | Reds         | Acquired RHP Calvin Medlock and LHP Brian Shackelford for INF Jorge Cantu, OF Shaun Cumberland and cash.  |
| 11/20/07 | Phillies     | Traded OF Chris Snelling for cash.  |
| 11/28/07 | Twins        | Acquired RHP Matt Garza, SS Jason Bartlett and RHP Eduardo Morlan for OF Delmon Young, INF Brendan Harris and OF Jason Pridie.                                |
| 11/28/07 | Mets         | Traded RHP Brian Stokes for cash.   |
| 12/3/07  | Nationals    | Acquired LHP Glenn Gibson for OF Elijah Dukes.  |
| 12/6/07  | Cubs         | Traded RHP Tim Lahey (selected in Rule 5 Draft from Minnesota) for cash.  |
| 1/17/08  | Braves       | Acquired INF Willy Aybar and INF Chase Fontaine for LHP Jeff Ridgway.   |
| 4/22/08  | Brewers      | Acquired OF Gabe Gross for RHP Josh Butler.   |
| 8/7/08   | Orioles      | Acquired RHP Chad Bradford for a player to be named or cash.  |
| 12/10/08 | Tigers       | Acquired OF Matt Joyce for RHP Edwin Jackson.   |
| 2/9/09   | Indians      | Acquired INF Isaias Velasquez for RHP Juan Salas.   |
| 4/5/09   | Rockies      | Acquired RHP Aneury Rodriguez for RHP Jason Hammel.   |
| 7/2/09   | Indians      | Acquired RHP John Meloan for RHP Winston Abreu.   |
| 8/7/09   | Orioles      | Acquired C Gregg Zaun for a player to be named (INF Rhyne Hughes).  |
| 8/28/09  | Angels       | Acquired 2B Sean Rodriguez, LHP Alex Torres and 3B Matt Sweeney for LHP Scott Kazmir.   |
| 11/3/09  | Pirates      | Acquired RHP Jesse Chavez for 2B Akinori Iwamura.   |
| 12/2/09  | Indians      | Acquired C Kelly Shoppach for a player to be named (RHP Mitch Talbot).  |
| 12/11/09 | Braves       | Acquired RHP Rafael Soriano for RHP Jesse Chavez.   |
| 7/31/10  | Diamondbacks | Acquired RHP Chad Qualls for a player to be named (RHP Matt Gorgen).  |
| 12/17/10 | Padres       | Acquired INF Cole Figueroa, RHP Brandon Gomes, LHP Cesar Ramos and RHP Adam Russell for SS Jason Bartlett and cash.   |
| 1/8/11   | Cubs         | Acquired RHP Chris Archer, C Robinson Chirinos, OF Sam Fuld, OF Brandon Guyer and SS Hak-Ju Lee for RHP Matt Garza, OF Fernando Perez and LHP Zachary Rossup. |
| 11/27/11 | Mariners     | Acquired RHP Josh Lueke and cash for C John Jaso.   |
| 12/12/11 | Marlins      | Acquired RHP Burke Badenhop for C Jake Jefferies.   |
| 1/30/12  | Indians      | Traded INF Russ Canzler for cash.   |



## DID YOU KNOW?

## MAJOR LEAGUE WAIVER RULES

There are four types of waiver requests: major league waivers, special waivers, outright waivers and unconditional release waivers.

- [1]** Major league waivers are necessary for any player assignment between major league clubs made from Aug 1 until the day after the close of the regular season. Waivers are not needed for major league assignments during the rest of the year. The trading deadline before which waivers are not needed is July 31.
- [2]** Special waivers are irrevocable. They are required for a major league club to outright a player to a minor league club from Sep 1 until the 30th day of the following season.
- [3]** Outright waivers are irrevocable. They are required for a major league club to outright a player to a minor league club from the 31st day of the regular season until Aug 31.
- [4]** Unconditional release waivers can be secured at any point during the year.



# ALL-TIME ROSTER & COACHES

| <b>A</b>         | POS. | YEARS     | BIRTHPLACE        |
|------------------|------|-----------|-------------------|
| Abbott, Paul     | RHP  | 2004-05   | Van Nuys, CA      |
| Abernathy, Brent | 2B   | 1998-99   | Atlanta, GA       |
| Abreu, Winston   | RHP  | 2009      | Cotui, D.R.       |
| Aldred, Scott    | LHP  | 1998-99   | Flint, MI         |
| Alvarez, Wilson  | LHP  | 1998-2002 | Maracaibo, Venez. |
| Anderson, Marlon | 2B   | 2003      | Montgomery, AL    |
| Arrojo, Rolando  | RHP  | 1998-99   | Havana, Cuba      |
| Aybar, Willy     | INF  | 2008-10   | Bani, D.R.        |

| <b>B</b>         | POS. | YEARS            | BIRTHPLACE          |
|------------------|------|------------------|---------------------|
| Backe, Brandon   | RHP  | 2002-03          | Galveston, TX       |
| Baez, Dany       | RHP  | 2004-05          | Pinar Del Rio, Cuba |
| Baldelli, Rocco  | OF   | 2003-08,<br>2010 | Woonsocket, RI      |
| Balfour, Grant   | RHP  | 2007-10          | Sydney, Australia   |
| Bartlett, Jason  | SS   | 2008-10          | Fort Myers, FL      |
| Bautista, Jose   | INF  | 2004             | Santo Domingo, D.R. |
| Beimel, Joe      | LHP  | 2005             | St. Mary's, PA      |
| Bell, Rob        | RHP  | 2003-05          | Newburgh, NY        |
| Bennett, Jeff    | RHP  | 2009             | Donelson, TN        |
| Benoit, Joaquin  | RHP  | 2010             | Santiago, D.R.      |
| Bierbrodt, Nick  | LHP  | 2001, 2003       | Tarzana, CA         |
| Birkins, Kurt    | LHP  | 2008             | West Hills, CA      |
| Bialock, Hank    | INF  | 2010             | San Diego, CA       |
| Blum, Geoff      | INF  | 2004             | Redwood City, CA    |
| Boggs, Wade      | 3B   | 1998-99          | Omaha, NE           |
| Bradford, Chad   | RHP  | 2008-09          | Jackson, MS         |
| Bryan, Russell   | OF   | 2006             | Warner Robins, GA   |
| Brazelton, Dewon | RHP  | 2001-05          | Tullahoma, TN       |
| Brewer, Jace     | INF  | 2000             | Washington, OK      |
| Brignac, Reid    | INF  | 2008-11          | St. Amant, LA       |
| Buente, Jay      | RHP  | 2011             | Evansville, IN      |
| Burrell, Pat     | DH   | 2009-10          | Eureka Springs, AR  |
| Burroughs, Sean  | 3B   | 2006             | Atlanta, GA         |
| Butler, Rich     | OF   | 1998-99          | Toronto, CAN        |

| <b>C</b>           | POS. | YEARS      | BIRTHPLACE                 |
|--------------------|------|------------|----------------------------|
| Cairo, Miguel      | 2B   | 1998-99    | Anaco, Venez.              |
| Callaway, Mickey   | RHP  | 1999, 2001 | Memphis, TN                |
| Camp, Shawn        | RHP  | 2006-07    | Fairfax, VA                |
| Cannizaro, Andy    | INF  | 2008       | New Orleans, LA            |
| Canseco, Jose      | DH   | 1999-2000  | Havana, Cuba               |
| Cantu, Jorge       | INF  | 2004-07    | McAllen, TX                |
| Canzler, Russ      | INF  | 2011       | Berwick, PA                |
| Carlson, Dan       | RHP  | 1998       | Portland, OR               |
| Carter, Lance      | RHP  | 2002-05    | Bradenton, FL              |
| Casanova, Raul     | C    | 2007       | Humacao, PR                |
| Cash, Kevin        | C    | 2005       | Tampa, FL                  |
| Castilla, Vinny    | 3B   | 2000-01    | Oaxaca, MEX                |
| Charlton, Norm     | LHP  | 1999       | Fort Polk, LA              |
| Childers, Jason    | RHP  | 2006       | Statesboro, GA             |
| Chirinos, Robinson | C    | 2011       | Falcon, Venez.             |
| Choate, Randy      | LHP  | 2009-10    | San Antonio, TX            |
| Clyburn, Danny     | OF   | 1999       | Lancaster, SC              |
| Cobb, Alex         | RHP  | 2011       | Boston, MA                 |
| Colome, Jesus      | RHP  | 2001-06    | San Pedro de Macoris, D.R. |
| Conti, Jason       | OF   | 2002       | Pittsburgh, PA             |
| Corcoran, Tim      | RHP  | 2005-07    | Baton Rouge, LA            |
| Cormier, Lance     | RHP  | 2009-10    | Lafayette, LA              |

|                  |     |           |                           |
|------------------|-----|-----------|---------------------------|
| Cortez, Fernando | INF | 2005      | Stockton, CA              |
| Cox, Steve       | 1B  | 1999-2002 | Delano, CA                |
| Crawford, Carl   | OF  | 2002-10   | Houston, TX               |
| Creek, Doug      | LHP | 2000-02   | Winchester, VA            |
| Cruz, Juan       | RHP | 2011      | Bonao, D.R.               |
| Cruz Jr., Jose   | OF  | 2004      | Arroyo, PR                |
| Cummings, Midre  | OF  | 2004      | St. Croix, Virgin Islands |

| <b>D</b>            | POS. | YEARS      | BIRTHPLACE          |
|---------------------|------|------------|---------------------|
| Damon, Johnny       | DH   | 2011       | Fort Riley, KS      |
| Davis, Wade         | RHP  | 2009-11    | Lake Wales, FL      |
| De La Rosa, Dane    | RHP  | 2011       | Torrence, CA        |
| De Los Santos, Luis | RHP  | 2002       | Santo Domingo, D.R. |
| Delaney, Rob        | RHP  | 2011       | Westwood, NJ        |
| Diaz, Matt          | OF   | 2003-04    | Winter Haven, FL    |
|                     |      | 1998-2001, |                     |
|                     |      | 2008       | Philadelphia, PA    |
| Dillon, Joe         | INF  | 2009       | Modesto, CA         |
| Dohmann, Scott      | RHP  | 2007-08    | New Orleans, LA     |
| Dukes, Elijah       | OF   | 2007       | Homestead, FL       |
| Dunn, Scott         | RHP  | 2006       | San Antonio, TX     |
| Duvall, Mike        | LHP  | 1998-2000  | Warrenton, VA       |

| <b>E-F</b>           | POS.   | YEARS     | BIRTHPLACE             |
|----------------------|--------|-----------|------------------------|
| Easley, Damion       | INF    | 2003      | New York, NY           |
| Eiland, Dave         | RHP    | 1998-2000 | Dade City, FL          |
| Ekstrom, Mike        | RHP    | 2010-11   | Portland, OR           |
| Enders, Trevor       | LHP    | 2000      | Milwaukee, WI          |
| Escalona, Felix      | INF    | 2002-03   | Puerto Cabello, Venez. |
| Farnsworth, Kyle     | RHP    | 2011      | Wichita, KS            |
| Fick, Robert         | INF/OF | 2004      | Torrence, CA           |
| Fiore, Tony          | RHP    | 2000-01   | Oak Park, IL           |
| Flaherty, John       | C      | 1998-2002 | New York, NY           |
| Floyd, Cliff         | DH     | 2008      | Chicago, IL            |
| Fordey, Brook        | C      | 2004      | New London, CT         |
| Fortunato, Bartolome | RHP    | 2004      | Santo Domingo, D.R.    |
| Fossum, Casey        | LHP    | 2005-07   | Cherry Hill, NJ        |
| Franco, Julio        | INF    | 1999      | Hato Mayor, D.R.       |
| Fuld, Sam            | OF     | 2011      | Durham, NH             |

| <b>G</b>         | POS.   | YEARS      | BIRTHPLACE          |
|------------------|--------|------------|---------------------|
| Gaillard, Eddie  | RHP    | 1998-99    | Camden, NJ          |
| Gardner, Lee     | RHP    | 2002, 2005 | Hartland, MI        |
| Garza, Matt      | RHP    | 2008-10    | Fresno, CA          |
| Gathright, Joey  | OF     | 2004-06    | Hattiesburg, MS     |
| Gaudin, Chad     | RHP    | 2003-04    | New Orleans, LA     |
| Gipson, Charles  | INF/OF | 2004       | Orange, CA          |
| Glover, Gary     | RHP    | 2007-08    | Cleveland, OH       |
| Gomes, Brandon   | RHP    | 2011       | Fall River, MA      |
| Gomes, Jonny     | OF     | 2003-08    | San Francisco, CA   |
| Gomez, Chris     | SS     | 2001-02    | Los Angeles, CA     |
| Gonzalez, Alex   | INF    | 2005       | Miami, FL           |
| Gonzalez, Dicky  | RHP    | 2004       | Bayamon, PR         |
| Gonzalez, Jeremi | RHP    | 2003-04    | Maracaibo, Venez.   |
| Gooden, Dwight   | RHP    | 2000       | Tampa, FL           |
| Gorecki, Rick    | RHP    | 1998       | Evergreen, IL       |
| Graffanino, Tony | INF    | 1999-2000  | Amityville, NY      |
| Green, Nick      | INF    | 2005-06    | Pensacola, FL       |
| Grieve, Ben      | OF     | 2001-03    | Arlington, TX       |
| Gross, Gabe      | OF     | 2008-09    | Baltimore, MD       |
| Guillen, Jose    | OF     | 1999-2001  | San Cristobal, D.R. |

|                |     |      |                         |
|----------------|-----|------|-------------------------|
| Guillen, Ozzie | INF | 2000 | Ocumare del Tuy, Venez. |
| Guthrie, Mark  | LHP | 2000 | Buffalo, NY             |
| Guyer, Brandon | OF  | 2011 | West Chester, PA        |
| Guzman, Joel   | OF  | 2007 | Quisqueya, PR           |
| Guzman, Juan   | RHP | 2000 | Santo Domingo, D.R.     |

**H**

|                    | POS.   | YEARS     | BIRTHPLACE       |
|--------------------|--------|-----------|------------------|
| Halama, John       | LHP    | 2004      | Brooklyn, NY     |
| Hall, Toby         | C      | 2000-06   | Tacoma, WA       |
| Hammel, Jason      | RHP    | 2006-08   | Greenville, SC   |
| Harper, Travis     | RHP    | 2000-06   | Harrisonburg, VA |
| Harris, Brendan    | INF    | 2007      | Albany, NY       |
| Harville, Chad     | RHP    | 2006      | Selmer, TN       |
| Hawpe, Brad        | OF     | 2010      | Fort Worth, TX   |
| Haynes, Nathan     | OF     | 2008      | Oakland, CA      |
| Hellickson, Jeremy | RHP    | 2010-11   | Des Moines, IA   |
| Hendrickson, Mark  | LHP    | 2004-06   | Mount Vernon, WA |
| Hernandez, Michel  | C      | 2008-09   | Havana, Cuba     |
| Hernandez, Roberto | RHP    | 1998-2000 | Santurce, PR     |
| Hill, Ken          | RHP    | 2001      | Lynn, MA         |
| Hinske, Eric       | INF/OF | 2008      | Menasha, WI      |
| Hollins, Damon     | OF     | 2005-06   | Fairfield, CA    |
| Hoover, Paul       | C      | 2001-02   | Columbus, OH     |
| Howell, J.P.       | LHP    | 2006-11   | Modesto, CA      |
| Huff, Aubrey       | INF/OF | 2000-06   | Marion, OH       |

**I-J**

|                     | POS.   | YEARS         | BIRTHPLACE        |
|---------------------|--------|---------------|-------------------|
| Isringhausen, Jason | RHP    | 2009          | Brighton, IL      |
| Iwamura, Akinori    | INF    | 2007-09       | Ehime, Japan      |
| Jackson, Edwin      | RHP    | 2006-08       | Neu-Ulm, Germany  |
| James, Delvin       | RHP    | 2002          | Nacogdoches, TX   |
| Jaso, John          | C      | 2008-11       | Chula Vista, CA   |
| Jennings, Desmond   | OF     | 2010-11       | Birmingham, AL    |
| Jimenez, Jason      | LHP    | 2002          | Modesto, CA       |
| Johnson, Charles    | C      | 2005          | Fort Pierce, FL   |
| Johnson, Dan        | INF/OF | 2008, 2010-11 | Coon Rapids, MN   |
| Johnson, Elliot     | INF/OF | 2008, 2011    | Safford, AZ       |
| Johnson, Jason      | RHP    | 1998          | Santa Barbara, CA |
| Johnson, Russ       | INF    | 2000-02       | Baton Rouge, LA   |
| Joyce, Matt         | OF     | 2009-11       | Tampa, FL         |
| Judd, Mike          | RHP    | 2001          | San Diego, CA     |

**K**

|                 | POS. | YEARS   | BIRTHPLACE         |
|-----------------|------|---------|--------------------|
| Kapler, Gabe    | OF   | 2009-10 | Hollywood, CA      |
| Kazmir, Scott   | LHP  | 2004-09 | Houston, TX        |
| Kelly, Kenny    | OF   | 2000    | Plant City, FL     |
| Kelly, Mike     | OF   | 1998    | Los Angeles, CA    |
| Kennedy, Joe    | LHP  | 2001-03 | La Mesa, CA        |
| Kent, Steve     | LHP  | 2002    | Frankfurt, Germany |
| Kotchman, Casey | 1B   | 2011    | St. Petersburg, FL |

**L**

|                 | POS. | YEARS         | BIRTHPLACE       |
|-----------------|------|---------------|------------------|
| LaForest, Pete  | C    | 2003, 2005    | Hull, CAN        |
| Laker, Tim      | C    | 1998, 2005    | Encino, CA       |
| Lamb, David     | INF  | 1999          | West Hills, CA   |
| Ledesma, Aaron  | INF  | 1998-99       | Union City, CA   |
| Lee, Travis     | 1B   | 2003, 2005-06 | San Diego, CA    |
| Levine, Al      | RHP  | 2003          | Park Ridge, IL   |
| Lidle, Cory     | RHP  | 1999-2000     | Hollywood, CA    |
| Liefer, Jeff    | 3B   | 2003          | Fontana, CA      |
| Lobaton, Jose   | C    | 2010-11       | Acarigua, Venez. |
| Lombard, George | OF   | 2003          | Atlanta, GA      |
| Longoria, Evan  | 3B   | 2008-11       | Downey, CA       |
| Lopez, Albie    | RHP  | 1998-2001     | Mesa, AZ         |
| Lopez, Felipe   | INF  | 2011          | Bayamon, PR      |

|                 |     |         |                |
|-----------------|-----|---------|----------------|
| Lowery, Terrell | OF  | 1999    | Oakland, CA    |
| Lugo, Julio     | SS  | 2003-06 | Barahona, D.R. |
| Lugo, Ruddy     | RHP | 2006-07 | Barahona, D.R. |

**M**

|                    | POS.   | YEARS           | BIRTHPLACE              |
|--------------------|--------|-----------------|-------------------------|
| Malaska, Mark      | LHP    | 2003            | Youngstown, OH          |
| Martin, Al         | OF     | 2003            | West Covina, CA         |
| Martin, Tom        | LHP    | 2002            | Charleston, SC          |
| Martinez, Dave     | OF     | 1998-2000       | Brooklyn, NY            |
| Martinez, Felix    | SS     | 2000-01         | Nagua, D.R.             |
| Martinez, Tino     | 1B     | 2004            | Tampa, FL               |
| McCarty, Dave      | INF/OF | 2002            | Houston, TX             |
| McClain, Scott     | INF    | 1998            | Simi Valley, CA         |
| McClung, Seth      | RHP    | 2003, 2005-06   | Lewisburg, WV           |
| McCracken, Quinton | OF     | 1998-2000       | Wilmington, NC          |
| McGee, Jake        | LHP    | 2010-11         | Sparks, NV              |
| McGriff, Fred      | 1B     | 1998-2001, 2004 | Tampa, FL               |
| Meacham, Rusty     | RHP    | 2001            | Stuart, FL              |
| Meadows, Brian     | RHP    | 2006            | Montgomery, AL          |
| Mecir, Jim         | RHP    | 1998-2000       | Queens, NY              |
| Miceli, Dan        | RHP    | 2006            | Newark, NJ              |
| Miller, Trevor     | LHP    | 2004-05, 2008   | Louisville, KY          |
| Mohr, Dustan       | OF     | 2007            | Hattiesburg, MS         |
| Moore, Matt        | LHP    | 2011            | Fort Walton Beach, FL   |
| Morris, Jim        | LHP    | 1999-2000       | Brownwood, TX           |
| Moss, Damian       | LHP    | 2004            | Darlinghurst, Australia |
| Munson, Eric       | INF/OF | 2005            | San Diego, CA           |

**N-O**

|                 | POS.   | YEARS   | BIRTHPLACE        |
|-----------------|--------|---------|-------------------|
| Navarro, Dioner | C      | 2006-10 | Caracas, Venez.   |
| Nelson, Joe     | RHP    | 2009    | Alameda, CA       |
| Newman, Alan    | LHP    | 1999    | La Habra, CA      |
| Niemann, Jeff   | RHP    | 2008-11 | Houston, TX       |
| Nomo, Hideo     | RHP    | 2005    | Osaka, Japan      |
| Norton, Greg    | INF/OF | 2006-07 | San Leandro, CA   |
| Nunez, Franklin | RHP    | 2004-05 | Nagua, D.R.       |
| Ordaz, Luis     | INF    | 2006    | Maracaibo, Venez. |
| Ordoñez, Rey    | SS     | 2003    | Havana, Cuba      |
| Orvella, Chad   | RHP    | 2005-07 | Renton, WA        |

**P-Q**

|                  | POS.   | YEARS     | BIRTHPLACE           |
|------------------|--------|-----------|----------------------|
| Parque, Jim      | LHP    | 2003      | Norwalk, CA          |
| Parris, Steve    | RHP    | 2003      | Joliet, IL           |
| Paul, Josh       | C      | 2006-07   | Evanston, IL         |
| Peña, Carlos     | 1B     | 2007-10   | Santo Domingo, D.R.  |
| Pennington, Brad | LHP    | 1998      | Salem, IN            |
| Peralta, Joel    | RHP    | 2011      | Bonao, D.R.          |
| Percival, Troy   | RHP    | 2008-09   | Fontana, CA          |
| Perez, Antonio   | INF    | 2003      | Bani, D.R.           |
| Perez, Eduardo   | INF/OF | 2004-05   | Cincinnati, OH       |
| Perez, Fernando  | OF     | 2008-09   | Elizabeth, NJ        |
| Perez, Tomas     | INF    | 2006      | Barquisimeto, Venez. |
| Perry, Herbert   | 3B     | 1999-2000 | Live Oak, FL         |
| Phelps, Josh     | INF    | 2005      | Anchorage, AK        |
| Phelps, Travis   | RHP    | 2001-02   | Neosho, MO           |
| Piatt, Adam      | OF     | 2003      | Chicago, IL          |
| Price, David     | LHP    | 2008-11   | Nashville, TN        |
| Prieto, Ariel    | RHP    | 2001      | Havana, Cuba         |
| Qualls, Chad     | RHP    | 2010      | Harbor City, CA      |

**R**

|                | POS. | YEARS     | BIRTHPLACE          |
|----------------|------|-----------|---------------------|
| Ramirez, Manny | DH   | 2011      | Santo Domingo, D.R. |
| Ramos, Cesar   | LHP  | 2011      | Los Angeles, CA     |
| Rekar, Bryan   | RHP  | 1998-2001 | Oak Lawn, IL        |

|                    |     |                     |                             |
|--------------------|-----|---------------------|-----------------------------|
| Restovich, Michael | OF  | 2005                | Rochester, MN               |
| Reyes, Al          | RHP | 2007-08             | San Cristobal, D.R.         |
| Reyes, Carlos      | RHP | 2003                | Miami, FL                   |
| Richard, Chris     | 1B  | 2009                | San Diego, CA               |
| Ridgway, Jeff      | LHP | 2007                | Port Angeles, WA            |
| Riggins, Shawn     | C   | 2007-09             | Fort Lauderdale, FL         |
| Ritchie, Todd      | RHP | 2004                | Portsmouth, VA              |
| Robinson, Kerry    | OF  | 1998                | St. Louis, MO               |
| Rocker, John       | LHP | 2003                | Statesboro, GA              |
| Rodriguez, Sean    | INF | 2010-11             | Miami, FL                   |
| Rolls, Damian      | INF | 2000-04             | Kansas City, KS             |
| Romano, Jason      | INF | 2004                | Tampa, FL                   |
| Rose, Brian        | RHP | 2001                | New Bedford, MA             |
| Ruebel, Matt       | LHP | 1998                | Cincinnati, OH              |
| Ruggiano, Justin   | OF  | 2007-08,<br>2010-11 | Austin, TX                  |
| Rupe, Ryan         | RHP | 1999-2002           | Houston, TX                 |
| Russell, Adam      | RHP | 2011                | North Olmstead, OH          |
| Ryu, Jae Kuk       | RHP | 2007                | Choon Chung Do,<br>S. Korea |

| <b>S</b>          | POS.   | YEARS            | BIRTHPLACE                    |
|-------------------|--------|------------------|-------------------------------|
| Salas, Juan       | RHP    | 2006-08          | Santo Domingo, D.R.           |
| Sanchez, Alex     | OF     | 2005             | Havana, Cuba                  |
| Sanchez, RHP      | INF    | 2004             | Rio Piedras, PR               |
| Sandberg, Jared   | 3B     | 2001-03          | Olympia, WA                   |
| Santana, Julio    | RHP    | 1998-99          | San Pedro de Macoris,<br>D.R. |
| Saunders, Tony    | LHP    | 1998-99          | Baltimore, MD                 |
| Seay, Bobby       | LHP    | 2001,<br>2003-04 | Baton Rouge, LA               |
| Seo, Jae          | RHP    | 2006-07          | Kwanju, S. Korea              |
| Sheets, Andy      | INF    | 2001-02          | Olympia, WA                   |
| Shields, James    | RHP    | 2006-11          | Newhall, CA                   |
| Shoppach, Kelly   | C      | 2010-11          | Fort Worth, TX                |
| Shouse, Brian     | LHP    | 2009             | Effingham, IL                 |
| Shumpert, Terry   | INF/OF | 2003             | Paducah, KY                   |
| Silvestri, Dave   | INF    | 1998             | St. Louis, MO                 |
| Simon, Randall    | INF    | 2004             | Willemstad, Curacao           |
| Singleton, Chris  | OF     | 2005             | Martinez, CA                  |
| Smith, Bobby      | INF    | 1998-2002        | Oakland, CA                   |
| Smith, Jason      | INF    | 2002-03          | Meridian, MI                  |
| Sonnanstine, Andy | RHP    | 2007-11          | Barberton, OH                 |
| Soriano, Rafael   | RHP    | 2010             | San Jose, D.R.                |
| Sorrento, Paul    | 1B/OF  | 1998-99          | Somerville, MA                |
| Sosa, Jorge       | RHP    | 2002-04          | Santo Domingo, D.R.           |
| Sparks, Jeff      | RHP    | 1999-2000        | Houston, TX                   |
| Springer, Dennis  | RHP    | 1998             | Fresno, CA                    |
| Springer, Russ    | RHP    | 2009             | Alexandria, IL                |
| Standridge, Jason | RHP    | 2001-04          | Birmingham, AL                |
| Stockner, Kevin   | SS     | 1998-2000        | Spokane, WA                   |

|                 |     |                  |               |
|-----------------|-----|------------------|---------------|
| Stokes, Brian   | RHP | 2006-07          | Pomona, CA    |
| Sturtze, Tanyon | RHP | 2000-02          | Worcester, MA |
| Switzer, Jon    | LHP | 2003,<br>2005-07 | Houston, TX   |

| <b>T</b>        | POS. | YEARS   | BIRTHPLACE          |
|-----------------|------|---------|---------------------|
| Talbot, Mitch   | RHP  | 2008    | Cedar City, UT      |
| Tatis, Ramon    | LHP  | 1998    | Guayubin, D.R.      |
| Taylor, Billy   | RHP  | 2000    | Monticello, FL      |
| Taylor, Reggie  | OF   | 2005    | Newberry, SC        |
| Thayer, Dale    | RHP  | 2009-10 | Fountain Valley, CA |
| Timmons, Ozzie  | OF   | 2000    | Tampa, FL           |
| Torres, Alex    | LHP  | 2011    | Valencia, Venez.    |
| Trachsel, Steve | RHP  | 2000    | Oxnard, CA          |
| Trammell, Bubba | OF   | 2003    | Knoxville, TN       |
| Truby, Chris    | INF  | 2003    | Palix Springs, CA   |
| Tyner, Jason    | OF   | 2000-03 | Beaumont, TX        |

| <b>U-V</b>       | POS.   | YEARS            | BIRTHPLACE      |
|------------------|--------|------------------|-----------------|
| Upton, B. J.     | INF/OF | 2004,<br>2006-11 | Norfolk, VA     |
| Valentin, Javier | C      | 2003             | Manati, PR      |
| Vaughn, Greg     | OF     | 2000-02          | Sacramento, CA  |
| Velandia, Jorge  | INF    | 2007             | Caracas, Venez. |
| Venafro, Mike    | LHP    | 2003             | Tacoma Park, MD |

| <b>W-Z</b>       | POS.   | YEARS                 | BIRTHPLACE                 |
|------------------|--------|-----------------------|----------------------------|
| Wade, Terrell    | LHP    | 1998                  | Rembert, SC                |
| Waechter, Doug   | RHP    | 2003-06               | St. Petersburg, FL         |
| Walker, Tyler    | RHP    | 2006                  | San Francisco, CA          |
| Wallace, Jeff    | LHP    | 2001                  | Wheeling, WV               |
| Walton, Jerome   | OF     | 1998                  | Coweta County, GA          |
| Webb, John       | RHP    | 2004-05               | Pensacola, FL              |
| Wheeler, Dan     | RHP    | 1999-2001,<br>2007-10 | Providence, RI             |
| White, Rick      | RHP    | 1998-2000             | Springfield, OH            |
| Wigginton, Ty    | INF    | 2006-07               | San Diego, CA              |
| Williams, Gerald | OF     | 2000-01               | New Orleans, LA            |
| Wilson, Josh     | INF    | 2007                  | Pittsburgh, PA             |
| Wilson, Paul     | RHP    | 2000-02               | Orlando, FL                |
| Winn, Randy      | OF     | 1998-2002             | Los Angeles, CA            |
| Witasick, Jay    | RHP    | 2007                  | Baltimore, MD              |
| Witt, Bobby      | RHP    | 1999                  | Arlington, TX              |
| Witt, Kevin      | DH     | 2006                  | High Point, NC             |
| Yan, Esteban     | RHP    | 1998-2002             | Campina del Seibo,<br>D.R. |
| Young, Delmon    | OF     | 2006-07               | Montgomery, AL             |
| Zambrano, Victor | RHP    | 2001-04               | Los Teques, Venez.         |
| Zaun, Gregg      | C      | 2009                  | Glendale, CA               |
| Zobrist, Ben     | INF/OF | 2006-11               | Eureka, IL                 |



DID YOU KNOW?

## LET'S PLAY TWO...INSIDE

On Sep 30, 2004, the Rays and the Tigers hooked up for the first and only doubleheader at Tropicana Field, making up games that were postponed due to the threat of Hurricane Frances (Sep 4-5). The two teams split the affair. It was the 68th twin bill played in a domed stadium.

## COACHES

|                 | POS.               | YEARS            | BIRTHPLACE        |
|-----------------|--------------------|------------------|-------------------|
| Anderson, Brian | Assistant Pitching | 2008-09          | Portsmouth, VA    |
| Bogar, Tim      | Quality Assurance  | 2008             | Indianapolis, IN  |
|                 | Hitting            | 2001             | Omaha, NE         |
| Boroski, Stan   | Assistant Pitching | 2010-11          | Martins Ferry, OH |
| Bosio, Chris    | Pitching           | 2003             | Carmichael, CA    |
| Brown, Jackie   | Pitching           | 2002             | Holdenville, OK   |
| Butcher, Mike   | Pitching           | 2006             | Davenport, IA     |
|                 | 1B                 | 2000-01          | Matanzas, Cuba    |
| Collins, Terry  | Bullpen            | 2001             | Midland, MI       |
|                 | 3B                 | 2001             |                   |
| Daulton, Darren | Bullpen            | 2001             | Arkansas City, KS |
| Evers, Bill     | Bench              | 2006             | New York, NY      |
| Ezell, Glenn    | Bullpen            | 2001-02          | Kentwood, LA      |
| Fischer, Bill   | Pitching           | 2000-01          | Wausau, WI        |
| Foley, Tom      | 3B                 | 2002-11          | Columbus, GA      |
| Gomez, Orlando  | Bullpen            | 1998-2000        | Juan Diaz, PR     |
|                 | Quality Assurance  | 2009             | Augusta, GA       |
| Greene, Todd    | 1B                 | 1998-99, 2003-05 |                   |
|                 | 3B                 | 2000-01          | Williams, AZ      |
|                 | Bench              | 2001-02          |                   |

## COACHES

|                   | POS.        | YEARS         | BIRTHPLACE               |
|-------------------|-------------|---------------|--------------------------|
| Henderson, Steve  | Hitting     | 1998, 2006-09 | Houston, TX              |
|                   | Pitching    | 2004-05       | Tampa, FL                |
| Hendrick, George  | 1B          | 2006-11       | Los Angeles, CA          |
| Hickey, Jim       | Pitching    | 2007-11       | Chicago, IL              |
| Howard, Frank     | Bench       | 1998-99       | Columbus, OH             |
| Maddon, Joe       | Manager     | 2006-11       | Hazleton, PA             |
|                   | 1B,         | 2007,         |                          |
| Martinez, Dave    | Bench       | 2008-11       | Brooklyn, NY             |
|                   | 1B          | 2001-02       | Birmingham, AL           |
| May, Milt         | Hitting     | 2002          | Gary, IN                 |
| McLaren, John     | Bench       | 2003          | Galveston, TX            |
|                   | Bench       | 2001          |                          |
| McRae, Hal        | Manager     | 2001-02       | Avon Park, FL            |
| Piniella, Lou     | Manager     | 2003-05       | Tampa, FL                |
|                   |             | 1998,         | Calabazar de Sagua, Cuba |
| Ramos, Bobby      | Bullpen     | 2006-11       | Greeley, CO              |
| Riddoch, Greg     | 3B          | 1998-99       | Greeley, CO              |
| Roberts, Leon     | Hitting     | 1999-2000     | Vicksburg, MI            |
| Rothschild, Larry | Manager     | 1998-2001     | Chicago, IL              |
| Russell, Bill     | Bench       | 2000          | Pittsburg, KS            |
| Shelton, Derek    | Hitting     | 2010-11       | Carbondale, IL           |
| Sinatro, Matt     | Bullpen     | 2003-05       | West Hartford, CT        |
| Williams, Rick    | Pitching    | 1998-2000     | Fort Worth, TX           |
| Zimmer, Don       | Sr. Advisor | 2004-11       | Cincinnati, OH           |



## DID YOU KNOW?

## TRIPLE PLAYS

The Rays have pulled off three triple plays in club history and Ben Zobrist has been involved in two of them. The most recent came Sep 27, 2011 vs. NYY when C Russell Martin grounded into a 5-4-3 triple play (Evan Longoria to Zobrist to Sean Rodriguez). Rodriguez became the first player since STL Gregg Jefferies in 1993 to hit into a triple play and participate in one defensively in the same season as he bounced into a 5-4-3 triple killing on Aug 16 at BOS, the 2nd ever pulled against the Rays.

On Sep 13, 2002 at TOR, the Rays executed the first triple play in club history (L-4-6-3) with Dewon Brazelton on the mound in his major league debut. It was only the third time in major league history that a pitcher was backed by a triple play in his major league debut and the first time since Aug 31, 1919 (St. Louis Browns pitcher Rolla "Lefty" Mapel in the 2nd inning vs. Detroit). The others: Sep 18, 1917 (2nd game of a doubleheader), Pittsburgh's Elmer Ponder vs. the Boston Braves; and April 23, 1895, when Boston Braves pitcher Zeke Wilson started a triple play against the Washington Nationals.

On Sep 2, 2006 vs. SEA, the Rays pulled off their second triple play, the first at Tropicana Field, in the top of the 1st inning. With runners on first and third, LHP J.P. Howell threw a strike on a 3-2 count to Raul Ibanez for the first out. C Dioner Navarro threw the ball to SS Ben Zobrist to get Adrian Beltre, who was running from first on the pitch. Zobrist then threw back to Navarro to nail Jose Lopez as he tried to score from third to complete the triple play. It was the first 2-6-2 triple play in major league history.

The Rays hit into one other triple play, June 11, 2006 at KC. It went 8-1-6-5 when Russell Branyan's apparent sacrifice fly was nullified upon appeal when it was ruled that Aubrey Huff had left third base early on the tag-up. Rocco Baldelli was also caught on the play trying to advance from first to second base.



# NUMERICAL ROSTER

**1**

|                 |           |
|-----------------|-----------|
| Miguel Cairo    | 1998-2000 |
| Antonio Perez   | 2003      |
| Rey Sanchez     | 2004      |
| Joey Gathright  | 2004-06   |
| Akinori Iwamura | 2007-09   |
| Sean Rodriguez  | 2010-11   |

**2**

|                 |               |
|-----------------|---------------|
| Scott McClain   | 1998          |
| Randy Winn      | 1998-2002     |
| *Billy Hatcher  | 2001-02       |
| Alex Sanchez    | 2005          |
| Fernando Cortez | 2005          |
| B.J. Upton      | 2004, 2006-11 |

**3**

|                   |           |
|-------------------|-----------|
| Brent Abernathy   | 2001-03   |
| Quinton McCracken | 1998-2000 |
| Felix Escalona    | 2002-03   |
| Jason Smith       | 2002-03   |
| Jorge Cantu       | 2004-07   |
| Jorge Velandia    | 2007      |
| Evan Longoria     | 2008-11   |

**4**

|                 |                    |
|-----------------|--------------------|
| Aaron Ledesma   | 1998-99            |
| Gerald Williams | 2000-01            |
| Jason Conti     | 2002               |
| *Dave Martinez  | 1998-2000, 2007-11 |

**5**

|                  |               |
|------------------|---------------|
| *Steve Henderson | 1998, 2006-09 |
| *Leon Roberts    | 1999-2000     |
| *Terry Collins   | 2001          |
| Felix Escalona   | 2002-03       |
| Pat Burrell      | 2009-10       |
| Rocco Baldelli   | 2003-08, 2010 |
| Sam Fuld         | 2011          |

**6**

|                |           |
|----------------|-----------|
| *Orlando Gomez | 1998-2000 |
| John Flaherty  | 1998-2002 |
| *Tom Foley     | 2002-11   |

**7**

|                |               |
|----------------|---------------|
| *Greg Riddoch  | 1998-99       |
| *Bobby Ramos   | 1998, 2006-11 |
| *Jose Cardenal | 2000-01       |
| *John McLaren  | 2003-05       |

**8**

|                  |                 |
|------------------|-----------------|
| Mike DiFelice    | 1998-2001, 2008 |
| Carl Crawford    | 2002-10         |
| Marlon Anderson  | 2003            |
| Jason Romano     | 2004            |
| Alex Gonzalez    | 2005            |
| Josh Paul        | 2006-07         |
| Jason Bartlett   | 2008-10         |
| Desmond Jennings | 2011            |

**9**

|                 |               |
|-----------------|---------------|
| Bobby Smith     | 1998-2002     |
| Vinny Castilla  | 2000-01       |
| Chris Gomez     | 2001-02       |
| Al Martin       | 2003          |
| Robert Fick     | 2004          |
| B.J. Upton      | 2004, 2006-11 |
| Tomas Perez     | 2006          |
| Josh Wilson     | 2007          |
| Shawn Riggins   | 2006-09       |
| Gregg Zaun      | 2009          |
| Hank Blalock    | 2010          |
| Elliott Johnson | 2011          |

**10**

|                 |                  |
|-----------------|------------------|
| Rich Butler     | 1998-99          |
| Damian Rolls    | 2000-04          |
| Russ Johnson    | 2000-02          |
| *Darren Daulton | 2001             |
| Jared Sandberg  | 2001-03          |
| Rey Ordoñez     | 2003             |
| Chris Singleton | 2005             |
| Luis Ordaz      | 2006             |
| Dustan Mohr     | 2007             |
| Justin Ruggiano | 2007-08, 2010-11 |
| Kelly Shoppach  | 2010-11          |

**11**

|                   |                  |
|-------------------|------------------|
| *Larry Rothschild | 1998-2001        |
| Jason Tyner       | 2000-03          |
| *Hal McRae        | 2001-02          |
| Geoff Blum        | 2004             |
| Hideo Nomo        | 2005             |
| Jae Kuk Ryu       | 2007-08          |
| Shawn Riggins     | 2006-09          |
| Joe Dillon        | 2009             |
| Justin Ruggiano   | 2007-08, 2010-11 |
| Brad Hawpe        | 2010             |
| Casey Kotchman    | 2011             |

**12 > RETIRED**

|             |               |
|-------------|---------------|
| *Wade Boggs | 1998-99, 2001 |
|-------------|---------------|

**13**

|               |           |
|---------------|-----------|
| Miguel Cairo  | 1998-2000 |
| Ozzie Guillen | 2000      |
| Carl Crawford | 2002-10   |

**14**

|                |                    |
|----------------|--------------------|
| *Dave Martinez | 1998-2000, 2007-11 |
| Jason Tyner    | 2000-03            |
| Greg Norton    | 2006-07            |
| *Lou Piniella  | 2003-05            |
| David Price    | 2008-11            |

**15**

|                |         |
|----------------|---------|
| Kerry Robinson | 1998    |
| David Lamb     | 1999    |
| Kenny Kelly    | 2000    |
| Paul Hoover    | 2001-02 |
| *Tom Foley     | 2002-11 |
| *Matt Sinatro  | 2003-05 |
| Casey Fossum   | 2005-07 |
| Cliff Floyd    | 2008    |
| Reid Rignac    | 2008-11 |

**16**

|                 |                  |
|-----------------|------------------|
| Tim Laker       | 1998, 2005       |
| Dwight Gooden   | 2000             |
| Felix Martinez  | 2000-01          |
| *Tom Foley      | 2002-11          |
| Travis Lee      | 2003, 2005-06    |
| Brendan Harris  | 2007             |
| Willy Aybar     | 2008-10          |
| Justin Ruggiano | 2007-08, 2010-11 |

**17**

|                 |         |
|-----------------|---------|
| Dave Silvestri  | 1998    |
| Rolando Arrojo  | 1998-99 |
| Joe Kennedy     | 2001-03 |
| Charles Gipson  | 2004    |
| Kevin Cash      | 2005    |
| Raul Casanova   | 2007    |
| *Brian Anderson | 2008-09 |
| *Derek Shelton  | 2010-11 |

**18**

|               |         |
|---------------|---------|
| Julio Franco  | 1999    |
| *Bill Russell | 2000    |
| Ben Grieve    | 2001-03 |
| Nick Green    | 2005-06 |
| Ben Zobrist   | 2006-11 |

**19**

|               |           |
|---------------|-----------|
| Kevin Stocker | 1998-2000 |
| Aubrey Huff   | 2000-06   |
| Scott Kazmir  | 2004-09   |
| Gabe Kapler   | 2009-10   |

**20**

|                 |                 |
|-----------------|-----------------|
| Bobby Smith     | 1998-2002       |
| Vinny Castilla  | 2000-01         |
| *Billy Hatcher  | 2001-02         |
| Dave McCarty    | 2002            |
| Javier Valentin | 2003            |
| Mldre Cummings  | 2004            |
| *Bill Evers     | 2006-07         |
| Mike DiFelice   | 1998-2001, 2008 |
| Matt Joyce      | 2009-11         |

**21**

|                  |           |
|------------------|-----------|
| Bubba Trammell   | 1998-2000 |
| Aubrey Huff      | 2000-06   |
| Josh Phelps      | 2005      |
| Ty Wigginton     | 2006-07   |
| Andy Sonnanstine | 2007-11   |

\* FIELD STAFF

**22**

|                |           |
|----------------|-----------|
| *Matt Sinatro  | 1998-2000 |
| John Flaherty  | 1998-2002 |
| *Billy Hatcher | 2001-02   |
| Terry Shumpert | 2003      |
| Jose Cruz Jr.  | 2004      |
| Casey Fossum   | 2005-07   |
| Shawn Camp     | 2006-07   |
| Matt Garza     | 2008-10   |
| Johnny Damon   | 2011      |

**23**

|                |           |
|----------------|-----------|
| *Orlando Gomez | 1998-2000 |
| John Flaherty  | 1998-2002 |
| Greg Vaughn    | 2000-02   |
| Julio Lugo     | 2003-06   |
| Carlos Peña    | 2007-10   |
| Casey Kotchman | 2011      |

**24**

|                 |               |
|-----------------|---------------|
| Charles Johnson | 1998          |
| Mike Kelly      | 1998          |
| Ryan Rupe       | 1999-2002     |
| George Lombard  | 2003          |
| Tino Martinez   | 2004          |
| Eric Munson     | 2005          |
| Kevin Witt      | 2006          |
| Sean Burroughs  | 2006          |
| *Todd Greene    | 2009          |
| Dan Johnson     | 2008, 2010-11 |
| Manny Ramirez   | 2011          |

**25**

|                  |           |
|------------------|-----------|
| *Frank Howard    | 1998-99   |
| *Orlando Gomez   | 1998-2000 |
| Russ Johnson     | 2000-02   |
| Damion Easley    | 2003      |
| Chris Truby      | 2003      |
| Matt Diaz        | 2003-04   |
| *George Hendrick | 2006-11   |

**26**

|                 |               |
|-----------------|---------------|
| Tim Laker       | 1998, 2005    |
| Tony Graffanino | 1999-2000     |
| Andy Sheets     | 2001-02       |
| Jared Sandberg  | 2001-03       |
| Brook Fordyce   | 2004          |
| Scott Kazmir    | 2004-09       |
| Delmon Young    | 2006-07       |
| Gabe Gross      | 2008-09       |
| Dan Johnson     | 2008, 2010-11 |

**27**

|                  |               |
|------------------|---------------|
| Jerome Walton    | 1998          |
| Cory Lidle       | 1999-2000     |
| Bobby Seay       | 2001, 2003-04 |
| Geoff Blum       | 2004          |
| Damon Hollins    | 2005-06       |
| Scott Dohmann    | 2007-08       |
| Gabe Kapler      | 2009-10       |
| Desmond Jennings | 2010-11       |
| Sam Fuld         | 2011          |
| Cesar Ramos      | 2011          |

**28**

|                |           |
|----------------|-----------|
| Eddie Gaillard | 1998-99   |
| Steve Cox      | 1999-2002 |
| Jim Parque     | 2003      |
| Danys Baez     | 2004-05   |
| Al Reyes       | 2007-08   |
| John Jaso      | 2008-11   |

**29**

|                 |                 |
|-----------------|-----------------|
| Fred McGriff    | 1998-2001, 2004 |
| Jason Smith     | 2002-03         |
| *Chris Bosio    | 2003            |
| Reggie Taylor   | 2005            |
| Russell Branyan | 2006            |
| Joel Guzman     | 2007            |
| Rafael Soriano  | 2010            |
| Dan Johnson     | 2008, 2010-2011 |

**30**

|                  |           |
|------------------|-----------|
| Rolando Arrojo   | 1998-99   |
| Scott Aldred     | 1998-99   |
| Jose Guillen     | 1999-2001 |
| Brandon Backe    | 2002-03   |
| *Tom Foley       | 2002-11   |
| Mark Hendrickson | 2004-06   |
| Dioner Navarro   | 2006-10   |
| Brandon Guyer    | 2011      |

**31**

|               |         |
|---------------|---------|
| Tony Saunders | 1998-99 |
| Jonny Gomes   | 2003-08 |
| Todd Ritchie  | 2004    |
| Lance Cormier | 2009-10 |
| Jose Lobaton  | 2010-11 |

**32**

|                   |            |
|-------------------|------------|
| Albie Lopez       | 1998-2001  |
| Nick Bierbrodt    | 2001, 2003 |
| Adam Piatt        | 2003       |
| Damian Moss       | 2004       |
| Michael Restovich | 2005       |
| Shawn Riggans     | 2006-09    |
| Eric Hinske       | 2008       |
| Chris Richard     | 2009       |

**33**

|               |           |
|---------------|-----------|
| *Frank Howard | 1998-99   |
| Jose Canseco  | 1999-2000 |
| Damian Rolls  | 2000-04   |
| Eduardo Perez | 2004-05   |
| Dan Miceli    | 2006      |
| James Shields | 2006-11   |

**34**

|              |                    |
|--------------|--------------------|
| Dan Wheeler  | 1999-2001, 2007-10 |
| Paul Abbott  | 2004-05            |
| Jeff Niemann | 2008-11            |

**35**

|                 |                    |
|-----------------|--------------------|
| Dennis Springer | 1998               |
| Bryan Rekar     | 1998-2001          |
| Herbert Perry   | 1999-2000          |
| *Bill Fischer   | 2000-01            |
| *Mitt May       | 2002               |
| Randall Simon   | 2004               |
| Delmon Young    | 2006-07            |
| Elijah Dukes    | 2007               |
| Dan Wheeler     | 1999-2001, 2007-10 |

**36**

|                    |            |
|--------------------|------------|
| Matt Ruebel        | 1998       |
| Terrell Wade       | 1998       |
| Tim Laker          | 1998, 2005 |
| Mark Guthrie       | 2000       |
| Tony Fiore         | 2000-01    |
| Luis De Los Santos | 2002       |
| Jorge Sosa         | 2002-04    |
| Jeff Liefer        | 2003       |
| Edwin Jackson      | 2006-08    |
| Russ Springer      | 2009       |
| Randy Choate       | 2009-10    |
| Adam Russell       | 2011       |

**37**

|               |               |
|---------------|---------------|
| Scott Aldred  | 1998-99       |
| Norm Charlton | 1999          |
| Billy Taylor  | 2000          |
| Rusty Meacham | 2001          |
| Brandon Backe | 2002-03       |
| Seth McClung  | 2003, 2005-06 |
| Russ Springer | 2009          |
| Randy Choate  | 2009-10       |
| Juan Cruz     | 2011          |

**38**

|                   |           |
|-------------------|-----------|
| *Rick Williams    | 1998-2000 |
| Doug Creek        | 2000-02   |
| Travis Harper     | 2000-06   |
| Lance Carter      | 2002-05   |
| Andy Sonnanstine  | 2007-11   |
| Fernando Perez    | 2008-09   |
| Robinson Chirinos | 2011      |

**39**

|                   |            |
|-------------------|------------|
| Roberto Hernandez | 1998-2000  |
| Lee Gardner       | 2002, 2005 |
| Steve Parris      | 2003       |
| Pete Laforest     | 2003, 2005 |
| Jason Childers    | 2006       |
| J.P. Howell       | 2006-11    |

**40**

|                |           |
|----------------|-----------|
| Wilson Alvarez | 1998-2002 |
| Al Levine      | 2003      |
| Doug Waechter  | 2003-06   |
| Jae Seo        | 2006-07   |
| Troy Percival  | 2008-09   |
| Wade Davis     | 2009-11   |

**41**

|                  |         |
|------------------|---------|
| Danny Clyburn    | 1999    |
| Paul Wilson      | 2000-02 |
| Rob Bell         | 2003-05 |
| Brian Stokes     | 2006-07 |
| Michel Hernandez | 2008-09 |
| Jose Lobaton     | 2010-11 |

**43**

|                 |               |
|-----------------|---------------|
| Esteban Yan     | 1998-2002     |
| Mike Venafro    | 2003          |
| Jon Switzer     | 2003, 2005-07 |
| Dicky Gonzalez  | 2004          |
| Joey Gathright  | 2004-06       |
| Elliot Johnson  | 2008          |
| Kyle Farnsworth | 2011          |

44

|                     |         |
|---------------------|---------|
| Paul Sorrento       | 1998-99 |
| Ozzie Timmons       | 2000    |
| Toby Hall           | 2000-06 |
| Ken Hill            | 2001    |
| Reid Brignac        | 2008-11 |
| Jason Istringhausen | 2009    |

45

|                 |           |
|-----------------|-----------|
| Jim Mecir       | 1998-2000 |
| Trevor Enders   | 2000      |
| Dewon Brazelton | 2002-05   |
| Ruddy Lugo      | 2006-07   |
| Jay Witasick    | 2007      |
| Felipe Lopez    | 2011      |
| Russ Canzler    | 2011      |

46

|                |               |
|----------------|---------------|
| Dan Carlson    | 1998          |
| Alan Newman    | 1999          |
| Steve Trachsel | 2000          |
| Bobby Seay     | 2001, 2003-04 |
| Jesus Colome   | 2001-06       |
| Mark Malaska   | 2003          |
| Brian Meadows  | 2006          |
| Jeff Ridgway   | 2007          |
| Joe Nelson     | 2009          |
| *Stan Boroski  | 2010-11       |

47

|                 |           |
|-----------------|-----------|
| Mike Duvall     | 1998-2000 |
| *Lee May        | 2001-02   |
| Victor Zambrano | 2001-04   |
| Franklin Nunez  | 2004-05   |
| Scott Dunn      | 2006      |
| Gary Glover     | 2007-08   |
| Jeff Bennett    | 2009      |
| Brandon Gomes   | 2011      |

48

|               |           |
|---------------|-----------|
| Dave Eiland   | 1998-2000 |
| Jon Switzer   | 2000-02   |
| Ariel Prieto  | 2001      |
| Delvin James  | 2002      |
| John Rocker   | 2003      |
| Joe Borowski  | 2005      |
| *Mike Butcher | 2006      |
| *Jim Hickey   | 2007-11   |

49

|                 |         |
|-----------------|---------|
| Tanyon Sturtze  | 2000-02 |
| Jesus Colome    | 2001-06 |
| Jason Hammel    | 2006-08 |
| Winston Abreu   | 2009    |
| Dane De La Rosa | 2011    |

50

|                |         |
|----------------|---------|
| Terrell Lowery | 1999    |
| Mike Judd      | 2001    |
| Joe Kennedy    | 2001-03 |
| *Jackie Brown  | 2002    |
| Chad Gaudin    | 2003-04 |
| James Shields  | 2006-11 |
| Grant Balfour  | 2007-10 |

51

|               |               |
|---------------|---------------|
| Rick White    | 1998-2000     |
| Jeff Wallace  | 2001          |
| Steve Kent    | 2002          |
| Trevor Miller | 2004-05, 2008 |
| Tyler Walker  | 2006          |
| Mitch Talbot  | 2008          |
| Jay Buente    | 2011          |

52

|              |               |
|--------------|---------------|
| Ramon Tatis  | 1998          |
| Brian Rose   | 2001          |
| Tom Martin   | 2002          |
| Lee Gardner  | 2002, 2005    |
| Jon Switzer  | 2003, 2005-07 |
| John Halama  | 2004          |
| Brian Shouse | 2009          |

53

|                  |         |
|------------------|---------|
| Matt Ruebel      | 1998    |
| Bobby Witt       | 1999    |
| Jason Standridge | 2001-04 |
| John Webb        | 2004-05 |
| Juan Salas       | 2006-08 |
| Chad Bradford    | 2008-09 |
| Joaquin Benoit   | 2010    |
| Alex Cobb        | 2011    |

54

|                 |         |
|-----------------|---------|
| *Bill Fischer   | 2000-01 |
| Jason Jimenez   | 2002    |
| Jeremi Gonzalez | 2003-04 |
| Chad Orvella    | 2005-07 |
| Chad Harville   | 2006    |
| Mike Ekstrom    | 2010-11 |

55

|                  |               |
|------------------|---------------|
| Rick Gorecki     | 1998          |
| *Steve Henderson | 1998, 2006-09 |
| *Glen Ezell      | 2001-02       |
| *Chuck Hernandez | 2004-05       |
| Chad Qualls      | 2010          |
| Cesar Ramos      | 2011          |
| Rob Delaney      | 2011          |
| Matt Moore       | 2011          |

56

|               |           |
|---------------|-----------|
| *Matt Sinatro | 1998-2000 |
| Bryan Rekar   | 1998-2001 |
| *Hal McRae    | 2001-02   |
| *Don Zimmer   | 2004      |
| Tim Corcoran  | 2005-07   |
| Alex Torres   | 2011      |

57

|                     |               |
|---------------------|---------------|
| Brad Pennington     | 1998          |
| Juan Guzman         | 2000          |
| Carlos Reyes        | 2003          |
| Bartolome Fortunato | 2004          |
| Trevor Miller       | 2004-05, 2008 |
| Scott Kazmir        | 2004-09       |
| *Don Zimmer         | 2005          |
| Jake McGee          | 2010-11       |

58

|                   |         |
|-------------------|---------|
| Travis Harper     | 2000-06 |
| *Don Zimmer       | 2006    |
| Wade Davis        | 2009-11 |
| Jeremy Hellickson | 2010-11 |

59

|                 |            |
|-----------------|------------|
| Mickey Callaway | 1999, 2001 |
| Jorge Sosa      | 2002-04    |
| Jose Bautista   | 2004       |
| Jorge Cantu     | 2004-07    |
| Shawn Camp      | 2006-07    |
| *Don Zimmer     | 2007       |
| Dale Thayer     | 2009-10    |

60

|                 |         |
|-----------------|---------|
| Julio Santana   | 1998-99 |
| Victor Zambrano | 2001-04 |
| Jonny Gomes     | 2003-08 |
| *Don Zimmer     | 2008    |

61

|                 |            |
|-----------------|------------|
| Mickey Callaway | 1999, 2001 |
| Travis Phelps   | 2001-02    |
| *Don Zimmer     | 2009       |

62

|                 |           |
|-----------------|-----------|
| Tony Graffanino | 1999-2000 |
| Jeff Sparks     | 1999-2000 |
| *Don Zimmer     | 2010      |
| Joel Peralta    | 2011      |

63

|             |           |
|-------------|-----------|
| Jim Morris  | 1999-2000 |
| *Don Zimmer | 2011      |

66

|              |               |
|--------------|---------------|
| *Bobby Ramos | 1998, 2006-10 |
| Jace Brewer  | 2000          |

69

|             |      |
|-------------|------|
| Rob Delaney | 2011 |
|-------------|------|

70

|             |         |
|-------------|---------|
| *Joe Maddon | 2006-11 |
|-------------|---------|

71

|              |           |
|--------------|-----------|
| Steve Cox    | 1999-2002 |
| Damian Rolls | 2000-04   |

72

|            |      |
|------------|------|
| *Tim Bogar | 2008 |
|------------|------|

74

|             |         |
|-------------|---------|
| J.P. Howell | 2008-11 |
|-------------|---------|

77

|              |           |
|--------------|-----------|
| *Scott Cursi | 1999-2009 |
|--------------|-----------|

81

|           |         |
|-----------|---------|
| Toby Hall | 2000-06 |
|-----------|---------|

97

|            |      |
|------------|------|
| Joe Beimel | 2005 |
|------------|------|

98

|         |         |
|---------|---------|
| Jae Seo | 2006-07 |
|---------|---------|

\* FIELD STAFF



# ALL-TIME POSITION PLAYERS

| <b>A</b>         | POS. | YEARS   | G   | AB  | R  | H   | 2B | 3B | HR | RBI | BB | SO  | SB | CS | AVG  | OBP  | SLG  |
|------------------|------|---------|-----|-----|----|-----|----|----|----|-----|----|-----|----|----|------|------|------|
| Abernathy, Brent | 2B   | 1998-99 | 198 | 774 | 90 | 194 | 35 | 5  | 7  | 73  | 52 | 81  | 19 | 7  | .251 | .302 | .336 |
| Anderson, Marlon | 2B   | 2003    | 145 | 482 | 59 | 130 | 27 | 3  | 6  | 67  | 41 | 60  | 19 | 3  | .270 | .328 | .376 |
| Aybar, Willy     | INF  | 2008-10 | 300 | 890 | 93 | 219 | 42 | 2  | 28 | 117 | 66 | 159 | 3  | 2  | .246 | .323 | .393 |

| <b>B</b>         | POS. | YEARS            | G                        | AB   | R   | H   | 2B | 3B | HR | RBI | BB  | SO  | SB | CS | AVG  | OBP  | SLG  |
|------------------|------|------------------|--------------------------|------|-----|-----|----|----|----|-----|-----|-----|----|----|------|------|------|
| Baldelli, Rocco  | OF   | 2003-08,<br>2010 | 457                      | 1760 | 256 | 493 | 95 | 17 | 53 | 239 | 91  | 351 | 59 | 16 | .280 | .324 | .444 |
| Bartlett, Jason  | SS   | 2008-10          | 400                      | 1422 | 209 | 409 | 81 | 13 | 19 | 150 | 121 | 241 | 61 | 19 | .288 | .349 | .403 |
| Bautista, Jose   | INF  | 2004             | 12                       | 12   | 1   | 2   | 0  | 0  | 1  | 3   | 7   | 0   | 1  | 0  | .167 | .333 | .167 |
| Blalock, Hank    | INF  | 2010             | 26                       | 63   | 8   | 16  | 3  | 0  | 1  | 7   | 6   | 15  | 1  | 1  | .254 | .319 | .349 |
| Blum, Geoff      | INF  | 2004             | 112                      | 339  | 38  | 73  | 21 | 0  | 8  | 35  | 24  | 58  | 2  | 3  | .215 | .266 | .348 |
| Boggs, Wade      | 3B   | 1998-99          | 213                      | 727  | 91  | 210 | 37 | 5  | 9  | 81  | 84  | 77  | 4  | 2  | .289 | .360 | .391 |
| Branyan, Russell | OF   | 2006             | 64                       | 169  | 23  | 34  | 10 | 0  | 12 | 27  | 19  | 62  | 2  | 0  | .201 | .286 | .473 |
| Brewer, Jace     | INF  | 2000             | Did Not Appear in a Game |      |     |     |    |    |    |     |     |     |    |    |      |      |      |
| Brignac, Reid    | INF  | 2008-11          | 240                      | 650  | 68  | 150 | 25 | 3  | 10 | 66  | 34  | 165 | 8  | 6  | .231 | .272 | .325 |
| Burrell, Pat     | DH   | 2009-10          | 146                      | 496  | 54  | 108 | 21 | 1  | 16 | 76  | 67  | 163 | 2  | 0  | .218 | .311 | .361 |
| Burroughs, Sean  | 3B   | 2006             | 8                        | 21   | 3   | 4   | 1  | 0  | 0  | 1   | 4   | 7   | 1  | 0  | .190 | .320 | .238 |
| Butler, Rich     | OF   | 1998-99          | 79                       | 237  | 27  | 52  | 4  | 3  | 7  | 20  | 17  | 41  | 4  | 2  | .219 | .274 | .350 |

| <b>C</b>           | POS. | YEARS     | G    | AB   | R   | H    | 2B  | 3B  | HR  | RBI | BB  | SO  | SB  | CS | AVG  | OBP  | SLG  |
|--------------------|------|-----------|------|------|-----|------|-----|-----|-----|-----|-----|-----|-----|----|------|------|------|
| Cairo, Miguel      | 2B   | 1998-99   | 389  | 1355 | 159 | 373  | 59  | 12  | 9   | 116 | 77  | 124 | 69  | 22 | .275 | .319 | .356 |
| Cannizaro, Andy    | INF  | 2008      | 1    | 1    | 0   | 0    | 0   | 0   | 0   | 0   | 0   | 0   | 0   | 0  | .000 | .000 | .000 |
| Canseco, Jose      | DH   | 1999-2000 | 174  | 648  | 106 | 176  | 33  | 1   | 43  | 125 | 99  | 200 | 5   | 0  | .272 | .373 | .525 |
| Cantu, Jorge       | INF  | 2004-07   | 332  | 1242 | 142 | 338  | 79  | 4   | 44  | 200 | 59  | 234 | 2   | 1  | .272 | .308 | .448 |
| Canzler, Russ      | INF  | 2011      | 3    | 3    | 0   | 1    | 0   | 0   | 1   | 1   | 1   | 0   | 0   | 0  | .333 | .400 | .333 |
| Casanova, Raul     | C    | 2007      | 29   | 79   | 12  | 20   | 1   | 1   | 6   | 11  | 7   | 17  | 0   | 0  | .253 | .315 | .519 |
| Cash, Kevin        | C    | 2005      | 13   | 31   | 4   | 5    | 1   | 0   | 2   | 2   | 1   | 13  | 0   | 0  | .161 | .212 | .387 |
| Castilla, Vinnie   | 3B   | 2000-01   | 109  | 424  | 29  | 93   | 15  | 1   | 8   | 51  | 17  | 63  | 1   | 2  | .219 | .253 | .316 |
| Chirinos, Robinson | C    | 2011      | 20   | 55   | 4   | 12   | 2   | 0   | 1   | 7   | 5   | 13  | 0   | 0  | .218 | .283 | .309 |
| Clyburn, Danny     | OF   | 1999      | 28   | 81   | 8   | 16   | 4   | 0   | 3   | 5   | 7   | 21  | 0   | 0  | .198 | .270 | .358 |
| Conti, Jason       | OF   | 2002      | 78   | 222  | 26  | 57   | 15  | 2   | 3   | 21  | 18  | 55  | 4   | 2  | .257 | .315 | .383 |
| Cortez, Fernando   | INF  | 2005      | 8    | 13   | 0   | 1    | 0   | 0   | 0   | 1   | 1   | 3   | 0   | 0  | .077 | .143 | .077 |
| Cox, Steve         | 1B   | 1999-2002 | 378  | 1239 | 146 | 324  | 72  | 2   | 39  | 158 | 130 | 240 | 8   | 4  | .262 | .340 | .417 |
| Crawford, Carl     | OF   | 2002-10   | 1235 | 4992 | 765 | 1480 | 215 | 105 | 104 | 592 | 293 | 768 | 409 | 90 | .296 | .337 | .444 |
| Cruz Jr., Jose     | OF   | 2004      | 153  | 545  | 76  | 132  | 25  | 8   | 21  | 78  | 76  | 117 | 11  | 6  | .242 | .333 | .433 |
| Cummings, Midre    | OF   | 2004      | 22   | 54   | 10  | 15   | 4   | 0   | 2   | 7   | 5   | 12  | 1   | 0  | .278 | .361 | .463 |

| <b>D-E</b>      | POS. | YEARS              | G   | AB  | R  | H   | 2B | 3B | HR | RBI | BB | SO  | SB | CS | AVG  | OBP  | SLG  |
|-----------------|------|--------------------|-----|-----|----|-----|----|----|----|-----|----|-----|----|----|------|------|------|
| Damon, Johnny   | DH   | 2011               | 150 | 582 | 79 | 152 | 29 | 7  | 16 | 73  | 51 | 92  | 19 | 6  | .261 | .326 | .418 |
| Diaz, Matt      | OF   | 2003-04            | 14  | 30  | 5  | 5   | 1  | 1  | 1  | 3   | 2  | 9   | 0  | 0  | .167 | .265 | .367 |
| DiFelice, Mike  | C    | 1998-2001,<br>2008 | 250 | 800 | 75 | 198 | 42 | 5  | 17 | 82  | 44 | 159 | 1  | 1  | .248 | .291 | .376 |
| Dillon, Joe     | INF  | 2009               | 15  | 30  | 4  | 9   | 0  | 0  | 1  | 2   | 3  | 4   | 0  | 0  | .300 | .400 | .400 |
| Dukes, Elijah   | OF   | 2007               | 52  | 184 | 27 | 35  | 3  | 2  | 10 | 21  | 33 | 44  | 2  | 4  | .190 | .318 | .391 |
| Easley, Damion  | INF  | 2003               | 36  | 107 | 8  | 20  | 3  | 1  | 1  | 7   | 2  | 18  | 0  | 0  | .187 | .202 | .262 |
| Escalona, Felix | INF  | 2002-03            | 69  | 184 | 19 | 39  | 10 | 2  | 0  | 11  | 5  | 50  | 8  | 2  | .212 | .259 | .288 |

| <b>F</b>       | POS.   | YEARS     | G   | AB   | R   | H   | 2B | 3B | HR | RBI | BB | SO  | SB | CS | AVG  | OBP  | SLG  |
|----------------|--------|-----------|-----|------|-----|-----|----|----|----|-----|----|-----|----|----|------|------|------|
| Fick, Robert   | INF/OF | 2004      | 76  | 214  | 12  | 43  | 5  | 2  | 6  | 26  | 20 | 32  | 0  | 0  | .201 | .273 | .327 |
| Flaherty, John | C      | 1998-2002 | 471 | 1673 | 157 | 422 | 82 | 1  | 35 | 196 | 86 | 250 | 3  | 9  | .252 | .289 | .365 |
| Floyd, Cliff   | DH     | 2008      | 80  | 246  | 32  | 66  | 13 | 0  | 11 | 39  | 28 | 58  | 1  | 0  | .268 | .349 | .455 |
| Fordyce, Brook | C      | 2004      | 54  | 151  | 14  | 31  | 6  | 0  | 2  | 9   | 9  | 34  | 0  | 0  | .205 | .259 | .285 |
| Franco, Julio  | INF    | 1999      | 1   | 1    | 0   | 0   | 0  | 0  | 0  | 0   | 0  | 1   | 0  | 0  | .000 | .000 | .000 |
| Fuld, Sam      | OF     | 2011      | 105 | 308  | 41  | 74  | 18 | 5  | 3  | 27  | 32 | 49  | 20 | 8  | .240 | .313 | .360 |

| <b>G</b>        | POS.   | YEARS   | G   | AB   | R   | H   | 2B | 3B | HR | RBI | BB  | SO  | SB | CS | AVG  | OBP  | SLG  |
|-----------------|--------|---------|-----|------|-----|-----|----|----|----|-----|-----|-----|----|----|------|------|------|
| Gathright, Joey | OF     | 2004-06 | 150 | 409  | 65  | 100 | 13 | 3  | 0  | 27  | 32  | 83  | 38 | 9  | .244 | .312 | .291 |
| Gipson, Charles | INF/OF | 2004    | 5   | 4    | 1   | 2   | 0  | 0  | 0  | 0   | 0   | 1   | 1  | 0  | .500 | .500 | .500 |
| Gomes, Jonny    | OF     | 2003-08 | 415 | 1264 | 186 | 297 | 60 | 10 | 66 | 184 | 151 | 413 | 30 | 15 | .235 | .329 | .455 |
| Gomez, Chris    | SS     | 2001-02 | 188 | 650  | 82  | 179 | 47 | 3  | 18 | 82  | 29  | 82  | 4  | 3  | .275 | .313 | .440 |

|                  |     |           |     |      |     |     |    |   |    |     |     |     |    |   |      |      |      |
|------------------|-----|-----------|-----|------|-----|-----|----|---|----|-----|-----|-----|----|---|------|------|------|
| Gonzalez, Alex   | INF | 2005      | 109 | 349  | 47  | 94  | 20 | 1 | 9  | 38  | 26  | 74  | 2  | 1 | .269 | .323 | .410 |
| Graffanino, Tony | INF | 1999-2000 | 52  | 150  | 28  | 47  | 10 | 4 | 2  | 20  | 10  | 24  | 3  | 2 | .313 | .364 | .473 |
| Green, Nick      | INF | 2005-06   | 128 | 357  | 57  | 79  | 15 | 2 | 5  | 29  | 39  | 97  | 3  | 4 | .221 | .315 | .317 |
| Grieve, Ben      | OF  | 2001-03   | 345 | 1189 | 162 | 302 | 67 | 2 | 34 | 153 | 188 | 321 | 15 | 3 | .254 | .364 | .399 |
| Gross, Gabe      | OF  | 2008-09   | 242 | 584  | 71  | 137 | 29 | 4 | 19 | 74  | 82  | 154 | 8  | 5 | .235 | .330 | .396 |
| Guillen, Jose    | OF  | 1999-2001 | 193 | 619  | 78  | 158 | 31 | 5 | 15 | 65  | 34  | 127 | 5  | 4 | .255 | .317 | .394 |
| Guillen, Ozzie   | INF | 2000      | 63  | 107  | 22  | 26  | 4  | 0 | 2  | 12  | 6   | 7   | 1  | 0 | .243 | .283 | .336 |
| Guyer, Brandon   | OF  | 2011      | 15  | 41   | 7   | 8   | 1  | 0 | 2  | 3   | 1   | 9   | 0  | 0 | .195 | .214 | .366 |
| Guzman, Joel     | OF  | 2007      | 16  | 37   | 5   | 9   | 1  | 2 | 0  | 4   | 2   | 10  | 0  | 0 | .243 | .282 | .378 |

**H**

|                   | POS.   | YEARS   | G   | AB   | R   | H   | 2B  | 3B | HR  | RBI | BB  | SO  | SB | CS | AVG  | OBP  | SLG  |
|-------------------|--------|---------|-----|------|-----|-----|-----|----|-----|-----|-----|-----|----|----|------|------|------|
| Hall, Toby        | C      | 2000-06 | 586 | 2050 | 194 | 538 | 112 | 1  | 44  | 251 | 93  | 180 | 2  | 8  | .262 | .298 | .382 |
| Harris, Brendan   | INF    | 2007    | 137 | 521  | 72  | 149 | 35  | 3  | 12  | 59  | 42  | 96  | 4  | 1  | .286 | .343 | .434 |
| Hawpe, Brad       | OF     | 2010    | 15  | 39   | 7   | 6   | 0   | 0  | 2   | 7   | 6   | 17  | 2  | 1  | .154 | .283 | .308 |
| Haynes, Nathan    | OF     | 2008    | 20  | 44   | 3   | 10  | 0   | 0  | 0   | 3   | 12  | 4   | 1  | 0  | .227 | .277 | .227 |
| Hernandez, Michel | C      | 2008-09 | 40  | 114  | 14  | 27  | 3   | 1  | 1   | 12  | 7   | 15  | 2  | 1  | .237 | .281 | .307 |
| Hinske, Eric      | INF/OF | 2008    | 133 | 381  | 59  | 94  | 21  | 1  | 20  | 60  | 47  | 88  | 10 | 3  | .247 | .333 | .465 |
| Hollins, Damon    | OF     | 2005-06 | 241 | 675  | 81  | 161 | 37  | 1  | 28  | 79  | 42  | 127 | 11 | 4  | .239 | .283 | .421 |
| Hoover, Paul      | C      | 2001-02 | 8   | 21   | 2   | 4   | 0   | 0  | 0   | 2   | 0   | 6   | 0  | 0  | .190 | .190 | .190 |
| Huff, Aubrey      | INF/OF | 2000-06 | 799 | 3028 | 400 | 870 | 172 | 9  | 128 | 449 | 247 | 412 | 20 | 15 | .287 | .343 | .477 |

**I-J**

|                   | POS.   | YEARS         | G   | AB   | R   | H   | 2B | 3B | HR | RBI | BB  | SO  | SB | CS | AVG  | OBP  | SLG  |
|-------------------|--------|---------------|-----|------|-----|-----|----|----|----|-----|-----|-----|----|----|------|------|------|
| Iwamura, Akinori  | INF    | 2007-09       | 344 | 1349 | 201 | 379 | 67 | 21 | 14 | 104 | 152 | 289 | 29 | 15 | .281 | .354 | .393 |
| Jaso, John        | C      | 2008-11       | 203 | 595  | 85  | 146 | 33 | 4  | 10 | 71  | 84  | 77  | 5  | 2  | .245 | .340 | .365 |
| Jennings, Desmond | OF     | 2010-11       | 80  | 268  | 49  | 68  | 10 | 5  | 10 | 27  | 33  | 63  | 22 | 8  | .254 | .351 | .440 |
| Johnson, Charles  | C      | 2005          | 19  | 46   | 5   | 9   | 4  | 0  | 0  | 5   | 9   | 11  | 0  | 0  | .196 | .327 | .283 |
| Johnson, Dan      | INF/OF | 2008, 2010-11 | 81  | 220  | 25  | 37  | 4  | 0  | 11 | 31  | 34  | 52  | 1  | 0  | .168 | .282 | .336 |
| Johnson, Elliot   | INF/OF | 2008, 2011    | 77  | 179  | 20  | 34  | 7  | 2  | 4  | 17  | 14  | 53  | 6  | 7  | .190 | .247 | .318 |
| Johnson, Russ     | INF    | 2000-02       | 204 | 544  | 75  | 144 | 32 | 2  | 7  | 62  | 75  | 109 | 11 | 5  | .265 | .356 | .369 |
| Joyce, Matt       | OF     | 2009-11       | 229 | 710  | 102 | 186 | 48 | 5  | 32 | 122 | 92  | 168 | 16 | 3  | .262 | .348 | .479 |

**K-L**

|                 | POS. | YEARS         | G   | AB   | R   | H   | 2B  | 3B | HR  | RBI | BB  | SO  | SB | CS | AVG  | OBP  | SLG  |
|-----------------|------|---------------|-----|------|-----|-----|-----|----|-----|-----|-----|-----|----|----|------|------|------|
| Kapler, Gabe    | OF   | 2009-10       | 158 | 329  | 45  | 75  | 19  | 1  | 10  | 46  | 40  | 63  | 6  | 3  | .228 | .314 | .383 |
| Kelly, Kenny    | OF   | 2000          | 2   | 1    | 0   | 0   | 0   | 0  | 0   | 0   | 0   | 0   | 0  | 0  | .000 | .000 | .000 |
| Kelly, Mike     | OF   | 1998          | 106 | 279  | 39  | 67  | 11  | 2  | 10  | 33  | 22  | 80  | 13 | 6  | .240 | .295 | .401 |
| Kotchman, Casey | 1B   | 2011          | 146 | 500  | 44  | 153 | 24  | 2  | 10  | 48  | 48  | 66  | 2  | 2  | .306 | .378 | .422 |
| LaForest, Pete  | C    | 2003, 2005    | 44  | 112  | 5   | 19  | 5   | 0  | 1   | 10  | 7   | 37  | 0  | 1  | .170 | .223 | .241 |
| Laker, Tim      | C    | 1998, 2005    | 4   | 6    | 1   | 1   | 0   | 0  | 0   | 0   | 1   | 2   | 0  | 1  | .167 | .286 | .167 |
| Lamb, David     | INF  | 1999          | 55  | 124  | 18  | 28  | 5   | 1  | 1   | 13  | 10  | 18  | 0  | 1  | .226 | .284 | .306 |
| Ledesma, Aaron  | INF  | 1998-99       | 188 | 593  | 62  | 175 | 31  | 3  | 0   | 59  | 23  | 86  | 10 | 8  | .295 | .325 | .358 |
| Lee, Travis     | 1B   | 2003, 2005-06 | 388 | 1289 | 164 | 336 | 70  | 7  | 42  | 150 | 141 | 236 | 18 | 8  | .261 | .333 | .424 |
| Liefer, Jeff    | 3B   | 2003          | 9   | 25   | 4   | 3   | 1   | 0  | 1   | 3   | 3   | 13  | 0  | 0  | .120 | .214 | .280 |
| Lobaton, Jose   | C    | 2010-11       | 15  | 34   | 2   | 4   | 1   | 0  | 0   | 4   | 8   | 0   | 0  | 0  | .118 | .231 | .147 |
| Lombard, George | OF   | 2003          | 13  | 37   | 8   | 8   | 1   | 0  | 1   | 4   | 0   | 6   | 1  | 0  | .216 | .237 | .324 |
| Longoria, Evan  | 3B   | 2008-11       | 563 | 2089 | 341 | 573 | 147 | 8  | 113 | 401 | 270 | 479 | 34 | 7  | .274 | .360 | .515 |
| Lopez, Felipe   | INF  | 2011          | 32  | 97   | 8   | 21  | 4   | 0  | 2   | 8   | 4   | 28  | 1  | 1  | .216 | .248 | .320 |
| Lowery, Terrell | OF   | 1999          | 66  | 185  | 25  | 48  | 15  | 1  | 2   | 17  | 19  | 53  | 0  | 2  | .259 | .330 | .384 |
| Lugo, Julio     | SS   | 2003-06       | 505 | 1919 | 283 | 550 | 107 | 15 | 40  | 212 | 177 | 313 | 88 | 23 | .287 | .350 | .421 |

**M**

|                    | POS.   | YEARS           | G   | AB   | R   | H   | 2B  | 3B | HR | RBI | BB  | SO  | SB | CS | AVG  | OBP  | SLG  |
|--------------------|--------|-----------------|-----|------|-----|-----|-----|----|----|-----|-----|-----|----|----|------|------|------|
| Martin, Al         | OF     | 2003            | 100 | 238  | 19  | 60  | 12  | 2  | 3  | 26  | 17  | 51  | 2  | 2  | .252 | .306 | .357 |
| Martinez, Dave     | OF     | 1998-2000       | 262 | 927  | 122 | 252 | 40  | 7  | 10 | 98  | 105 | 145 | 22 | 17 | .272 | .348 | .362 |
| Martinez, Felix    | SS     | 2000-01         | 183 | 518  | 66  | 118 | 24  | 5  | 3  | 31  | 42  | 114 | 15 | 8  | .228 | .300 | .311 |
| Martinez, Tino     | 1B     | 2004            | 138 | 458  | 63  | 120 | 20  | 1  | 23 | 76  | 66  | 72  | 3  | 1  | .262 | .362 | .461 |
| McCarty, Dave      | INF/OF | 2002            | 12  | 34   | 2   | 6   | 0   | 0  | 1  | 2   | 4   | 9   | 0  | 0  | .176 | .300 | .265 |
| McClain, Scott     | INF    | 1998            | 9   | 20   | 2   | 2   | 0   | 0  | 0  | 2   | 6   | 0   | 0  | 0  | .100 | .217 | .100 |
| McCracken, Quinton | OF     | 1998-2000       | 210 | 793  | 102 | 220 | 44  | 8  | 8  | 79  | 61  | 134 | 25 | 16 | .277 | .329 | .383 |
| McGriff, Fred      | 1B     | 1998-2001, 2004 | 577 | 2074 | 277 | 603 | 102 | 1  | 99 | 359 | 305 | 433 | 11 | 3  | .291 | .380 | .484 |
| Mohr, Dustan       | OF     | 2007            | 7   | 16   | 1   | 2   | 0   | 0  | 1  | 2   | 0   | 6   | 0  | 1  | .125 | .125 | .313 |
| Munson, Eric       | INF/OF | 2005            | 11  | 18   | 2   | 3   | 1   | 0  | 0  | 2   | 4   | 3   | 0  | 0  | .167 | .333 | .222 |

**N-O**

|                 | POS.   | YEARS   | G   | AB   | R   | H   | 2B | 3B | HR | RBI | BB  | SO  | SB | CS | AVG  | OBP  | SLG  |
|-----------------|--------|---------|-----|------|-----|-----|----|----|----|-----|-----|-----|----|----|------|------|------|
| Navarro, Dioner | C      | 2006-10 | 457 | 1506 | 161 | 367 | 73 | 2  | 29 | 157 | 117 | 219 | 9  | 9  | .244 | .301 | .353 |
| Norton, Greg    | INF/OF | 2006-07 | 173 | 496  | 72  | 136 | 24 | 0  | 21 | 68  | 72  | 124 | 2  | 6  | .274 | .368 | .450 |
| Ordaz, Luis     | INF    | 2006    | 1   | 2    | 0   | 0   | 0  | 0  | 0  | 0   | 0   | 0   | 0  | 0  | .000 | .000 | .000 |
| Ordoñez, Rey    | SS     | 2003    | 34  | 117  | 14  | 37  | 11 | 0  | 3  | 22  | 2   | 12  | 0  | 2  | .316 | .328 | .487 |

ORGANIZATION COACHES & STAFF 40-MAN ROSTER NON-ROSTER INVITES RECORDS & HISTORY All-Time Position Players YEARLY SUMMARIES OPPONENTS MINOR LEAGUE OPERATIONS BROADCAST INFORMATION TROPICANA FIELD & MISC.

## P

|                 | POS.   | YEARS     | G   | AB   | R   | H   | 2B | 3B | HR  | RBI | BB  | SO  | SB | CS | AVG  | OBP  | SLG  |
|-----------------|--------|-----------|-----|------|-----|-----|----|----|-----|-----|-----|-----|----|----|------|------|------|
| Paul, Josh      | C      | 2006-07   | 93  | 251  | 23  | 58  | 12 | 0  | 2   | 17  | 20  | 69  | 2  | 2  | .231 | .289 | .303 |
| Peña, Carlos    | 1B     | 2007-10   | 566 | 1935 | 330 | 461 | 96 | 5  | 144 | 407 | 373 | 629 | 10 | 5  | .238 | .368 | .516 |
| Perez, Antonio  | INF    | 2003      | 48  | 125  | 19  | 31  | 6  | 1  | 2   | 12  | 18  | 34  | 4  | 1  | .248 | .345 | .360 |
| Perez, Eduardo  | INF/OF | 2004-05   | 90  | 199  | 25  | 49  | 8  | 0  | 12  | 35  | 30  | 39  | 0  | 2  | .246 | .353 | .467 |
| Perez, Fernando | OF     | 2008-09   | 41  | 94   | 22  | 22  | 2  | 0  | 3   | 10  | 8   | 27  | 5  | 2  | .234 | .301 | .351 |
| Perez, Tomas    | INF    | 2006      | 99  | 241  | 31  | 51  | 12 | 0  | 2   | 16  | 5   | 44  | 1  | 0  | .212 | .224 | .286 |
| Perry, Herbert  | 3B     | 1999-2000 | 73  | 237  | 31  | 59  | 11 | 1  | 6   | 33  | 18  | 49  | 0  | 0  | .249 | .323 | .380 |
| Phelps, Josh    | INF    | 2005      | 47  | 158  | 21  | 42  | 10 | 0  | 5   | 26  | 12  | 48  | 0  | 0  | .266 | .328 | .424 |
| Piatt, Adam     | OF     | 2003      | 14  | 32   | 5   | 6   | 3  | 0  | 2   | 3   | 3   | 16  | 0  | 0  | .188 | .250 | .469 |

## R

|                    | POS. | YEARS               | G                        | AB  | R   | H   | 2B | 3B | HR | RBI | BB | SO  | SB | CS | AVG  | OBP  | SLG  |
|--------------------|------|---------------------|--------------------------|-----|-----|-----|----|----|----|-----|----|-----|----|----|------|------|------|
| Ramirez, Manny     | DH   | 2011                | 5                        | 17  | 0   | 1   | 0  | 0  | 0  | 1   | 0  | 4   | 0  | 0  | .059 | .059 | .059 |
| Restovich, Michael | OF   | 2005                | Did Not Appear in a Game |     |     |     |    |    |    |     |    |     |    |    |      |      |      |
| Richard, Chris     | 1B   | 2009                | 13                       | 19  | 1   | 2   | 0  | 0  | 0  | 0   | 4  | 7   | 0  | 0  | .105 | .261 | .105 |
| Riggans, Shawn     | C    | 2007-09             | 64                       | 188 | 27  | 38  | 8  | 0  | 7  | 28  | 16 | 41  | 0  | 0  | .202 | .266 | .356 |
| Robinson, Kerry    | OF   | 1998                | 2                        | 3   | 0   | 0   | 0  | 0  | 0  | 0   | 1  | 0   | 0  | 0  | .000 | .000 | .000 |
| Rodriguez, Sean    | INF  | 2010-11             | 249                      | 716 | 98  | 169 | 39 | 5  | 17 | 76  | 59 | 184 | 24 | 10 | .236 | .316 | .376 |
| Rolls, Damian      | INF  | 2000-04             | 266                      | 819 | 103 | 203 | 42 | 2  | 9  | 73  | 42 | 184 | 27 | 13 | .248 | .291 | .337 |
| Romano, Jason      | INF  | 2004                | 4                        | 8   | 0   | 1   | 0  | 0  | 0  | 1   | 0  | 2   | 0  | 0  | .125 | .125 | .125 |
| Ruggiano, Justin   | OF   | 2007-08,<br>2010-11 | 98                       | 195 | 22  | 44  | 8  | 0  | 6  | 23  | 9  | 58  | 3  | 1  | .226 | .262 | .359 |

## S

|                  | POS.   | YEARS     | G   | AB  | R  | H   | 2B | 3B | HR | RBI | BB  | SO  | SB | CS | AVG  | OBP  | SLG  |
|------------------|--------|-----------|-----|-----|----|-----|----|----|----|-----|-----|-----|----|----|------|------|------|
| Sanchez, Alex    | OF     | 2005      | 43  | 133 | 28 | 46  | 8  | 1  | 2  | 13  | 7   | 25  | 6  | 3  | .346 | .373 | .466 |
| Sanchez, Rey     | INF    | 2004      | 91  | 285 | 23 | 70  | 14 | 3  | 2  | 26  | 12  | 28  | 0  | 1  | .246 | .281 | .337 |
| Sandberg, Jared  | 3B     | 2001-03   | 196 | 630 | 83 | 139 | 38 | 2  | 25 | 92  | 65  | 236 | 4  | 2  | .221 | .297 | .406 |
| Sheets, Andy     | INF    | 2001-02   | 90  | 302 | 28 | 67  | 12 | 0  | 5  | 36  | 24  | 76  | 4  | 3  | .222 | .276 | .311 |
| Shoppach, Kelly  | C      | 2010-11   | 150 | 379 | 40 | 70  | 11 | 0  | 16 | 39  | 39  | 150 | 0  | 0  | .185 | .285 | .340 |
| Shumpert, Terry  | INF/OF | 2003      | 59  | 84  | 14 | 16  | 5  | 2  | 2  | 7   | 10  | 17  | 1  | 0  | .190 | .289 | .369 |
| Silvestri, Dave  | INF    | 1998      | 8   | 14  | 0  | 1   | 0  | 0  | 0  | 0   | 2   | 0   | 0  | 0  | .071 | .071 | .071 |
| Simon, Randall   | INF    | 2004      | 8   | 17  | 2  | 2   | 0  | 0  | 0  | 0   | 3   | 2   | 0  | 0  | .118 | .286 | .118 |
| Singleton, Chris | OF     | 2005      | 28  | 59  | 9  | 16  | 5  | 0  | 0  | 11  | 6   | 14  | 0  | 0  | .271 | .348 | .356 |
| Smith, Bobby     | INF    | 1998-2002 | 258 | 826 | 88 | 192 | 29 | 4  | 21 | 107 | 70  | 268 | 11 | 9  | .232 | .297 | .354 |
| Smith, Jason     | INF    | 2002-03   | 27  | 69  | 9  | 14  | 1  | 2  | 1  | 6   | 2   | 24  | 3  | 0  | .203 | .225 | .319 |
| Sorrento, Paul   | 1B/OF  | 1998-99   | 236 | 729 | 80 | 167 | 41 | 1  | 28 | 99  | 103 | 234 | 3  | 4  | .229 | .329 | .403 |
| Stocker, Kevin   | SS     | 1998-2000 | 231 | 704 | 96 | 176 | 29 | 6  | 9  | 60  | 70  | 148 | 15 | 12 | .250 | .329 | .347 |

## T

|                 | POS. | YEARS   | G   | AB  | R  | H   | 2B | 3B | HR | RBI | BB | SO  | SB | CS | AVG  | OBP  | SLG  |
|-----------------|------|---------|-----|-----|----|-----|----|----|----|-----|----|-----|----|----|------|------|------|
| Taylor, Reggie  | OF   | 2005    | 11  | 22  | 2  | 4   | 2  | 0  | 0  | 1   | 2  | 7   | 2  | 0  | .182 | .250 | .273 |
| Timmons, Ozzie  | OF   | 2000    | 12  | 41  | 9  | 14  | 3  | 0  | 4  | 13  | 1  | 7   | 0  | 0  | .341 | .357 | .707 |
| Trammell, Bubba | OF   | 2003    | 207 | 671 | 96 | 191 | 48 | 3  | 33 | 107 | 80 | 112 | 3  | 4  | .285 | .362 | .513 |
| Truby, Chris    | INF  | 2003    | 13  | 43  | 4  | 12  | 3  | 0  | 3  | 5   | 13 | 0   | 0  | 0  | .279 | .354 | .349 |
| Tyner, Jason    | OF   | 2000-03 | 232 | 737 | 86 | 192 | 19 | 6  | 0  | 44  | 36 | 85  | 46 | 9  | .261 | .298 | .303 |

## U-V

|                  | POS.   | YEARS            | G   | AB   | R   | H   | 2B  | 3B | HR | RBI | BB  | SO  | SB  | CS | AVG  | OBP  | SLG  |
|------------------|--------|------------------|-----|------|-----|-----|-----|----|----|-----|-----|-----|-----|----|------|------|------|
| Upton, B.J.      | INF/OF | 2004,<br>2006-11 | 820 | 2995 | 460 | 769 | 173 | 17 | 90 | 369 | 385 | 851 | 201 | 63 | .257 | .342 | .416 |
| Valentin, Javier | C      | 2003             | 49  | 135  | 13  | 30  | 7   | 1  | 3  | 15  | 5   | 31  | 0   | 0  | .222 | .254 | .356 |
| Vaughn, Greg     | OF     | 2000-02          | 332 | 1197 | 185 | 271 | 62  | 3  | 60 | 185 | 192 | 340 | 22  | 8  | .226 | .335 | .434 |
| Velandia, Jorge  | INF    | 2007             | 14  | 50   | 7   | 16  | 4   | 0  | 2  | 11  | 8   | 17  | 0   | 0  | .320 | .424 | .520 |

## W-Z

|                  | POS.   | YEARS     | G   | AB   | R   | H   | 2B  | 3B | HR | RBI | BB  | SO  | SB | CS | AVG  | OBP  | SLG  |
|------------------|--------|-----------|-----|------|-----|-----|-----|----|----|-----|-----|-----|----|----|------|------|------|
| Walton, Jerome   | OF     | 1998      | 12  | 34   | 4   | 11  | 3   | 0  | 0  | 3   | 2   | 6   | 0  | 0  | .324 | .361 | .412 |
| Wigginton, Ty    | INF    | 2006-08   | 220 | 822  | 102 | 226 | 46  | 1  | 40 | 128 | 60  | 170 | 5  | 7  | .275 | .329 | .479 |
| Williams, Gerald | OF     | 2000-01   | 208 | 864  | 117 | 221 | 47  | 2  | 25 | 106 | 47  | 145 | 22 | 16 | .256 | .298 | .402 |
| Wilson, Josh     | INF    | 2007      | 90  | 263  | 25  | 66  | 15  | 3  | 2  | 24  | 12  | 51  | 6  | 2  | .251 | .291 | .354 |
| Winn, Randy      | OF     | 1998-2002 | 519 | 1836 | 264 | 513 | 94  | 28 | 24 | 182 | 165 | 347 | 80 | 46 | .279 | .342 | .400 |
| Witt, Kevin      | DH     | 2006      | 19  | 61   | 5   | 9   | 2   | 0  | 2  | 5   | 0   | 21  | 0  | 0  | .148 | .148 | .279 |
| Young, Delmon    | OF     | 2006-07   | 192 | 771  | 81  | 226 | 47  | 1  | 16 | 103 | 27  | 151 | 12 | 5  | .293 | .319 | .419 |
| Zaun, Gregg      | C      | 2009      | 34  | 94   | 11  | 27  | 7   | 0  | 4  | 14  | 4   | 18  | 0  | 2  | .287 | .323 | .489 |
| Zobrist, Ben     | INF/OF | 2006-11   | 604 | 2108 | 317 | 542 | 120 | 19 | 72 | 314 | 298 | 423 | 67 | 18 | .257 | .348 | .435 |

**TB** ALL-TIME PITCHERS

**A**

|                 | R/L | YEARS     | W  | L  | ERA  | G  | GS | CG | SHO | SV | IP    | H   | R   | ER  | HR | BB  | SO  |
|-----------------|-----|-----------|----|----|------|----|----|----|-----|----|-------|-----|-----|-----|----|-----|-----|
| Abbott, Paul    | R   | 2004-05   | 2  | 5  | 6.70 | 10 | 9  | 0  | 0   | 0  | 47.0  | 49  | 39  | 35  | 8  | 27  | 25  |
| Abreu, Winston  | R   | 2009      | 0  | 0  | 2.45 | 2  | 0  | 0  | 0   | 0  | 3.2   | 3   | 1   | 1   | 0  | 2   | 0   |
| Aldred, Scott   | L   | 1998-99   | 3  | 2  | 4.37 | 85 | 0  | 0  | 0   | 0  | 55.2  | 59  | 28  | 27  | 2  | 26  | 43  |
| Alvarez, Wilson | L   | 1998-2002 | 17 | 26 | 4.62 | 76 | 63 | 1  | 0   | 1  | 377.2 | 369 | 217 | 194 | 53 | 183 | 291 |
| Arrojo, Rolando | R   | 1998-99   | 21 | 24 | 4.23 | 56 | 56 | 4  | 2   | 0  | 342.2 | 357 | 168 | 161 | 44 | 125 | 259 |

**B**

|                  | R/L | YEARS      | W  | L  | ERA  | G   | GS | CG | SHO | SV | IP    | H   | R   | ER  | HR | BB  | SO  |
|------------------|-----|------------|----|----|------|-----|----|----|-----|----|-------|-----|-----|-----|----|-----|-----|
| Backe, Brandon   | R   | 2002-03    | 1  | 1  | 5.77 | 37  | 0  | 0  | 0   | 0  | 57.2  | 55  | 38  | 37  | 9  | 32  | 42  |
| Baez, Danys      | R   | 2004-05    | 9  | 8  | 3.21 | 129 | 0  | 0  | 0   | 71 | 140.1 | 126 | 58  | 50  | 13 | 59  | 103 |
| Balfour, Grant   | R   | 2007-10    | 14 | 7  | 3.33 | 203 | 0  | 0  | 0   | 8  | 203.0 | 156 | 79  | 75  | 13 | 90  | 234 |
| Beimel, Joe      | L   | 2005       | 0  | 0  | 3.27 | 7   | 0  | 0  | 0   | 0  | 11.0  | 15  | 4   | 4   | 1  | 4   | 3   |
| Bell, Rob        | R   | 2003-05    | 14 | 13 | 5.28 | 51  | 40 | 1  | 0   | 0  | 249.0 | 265 | 160 | 146 | 38 | 92  | 114 |
| Bennett, Jeff    | R   | 2009       | 0  | 0  | 9.95 | 11  | 0  | 0  | 0   | 0  | 12.2  | 24  | 14  | 14  | 2  | 11  | 4   |
| Benoit, Joaquin  | R   | 2010       | 1  | 2  | 1.35 | 63  | 0  | 0  | 0   | 1  | 60.1  | 30  | 10  | 9   | 6  | 11  | 73  |
| Bierbrodt, Nick  | L   | 2001, 2003 | 3  | 6  | 6.42 | 24  | 16 | 0  | 0   | 0  | 96.2  | 130 | 79  | 69  | 20 | 50  | 76  |
| Birkins, Kurt    | L   | 2008       | 0  | 0  | 0.90 | 6   | 0  | 0  | 0   | 0  | 10.0  | 5   | 1   | 1   | 0  | 5   | 7   |
| Borowski, Joe    | R   | 2005       | 1  | 5  | 3.82 | 32  | 0  | 0  | 0   | 0  | 35.1  | 26  | 15  | 15  | 3  | 11  | 16  |
| Bradford, Chad   | R   | 2008-09    | 2  | 0  | 2.45 | 41  | 0  | 0  | 0   | 0  | 29.1  | 40  | 8   | 8   | 2  | 10  | 9   |
| Brazelton, Dewon | R   | 2001-05    | 8  | 23 | 5.98 | 54  | 41 | 0  | 0   | 0  | 253.0 | 277 | 192 | 168 | 36 | 142 | 136 |
| Buente, Jay      | R   | 2011       | 0  | 0  | 9.00 | 1   | 0  | 0  | 0   | 0  | 2.0   | 2   | 2   | 2   | 0  | 2   | 1   |

**C**

|                  | R/L | YEARS      | W  | L  | ERA  | G   | GS | CG | SHO | SV | IP    | H   | R   | ER  | HR | BB  | SO  |
|------------------|-----|------------|----|----|------|-----|----|----|-----|----|-------|-----|-----|-----|----|-----|-----|
| Callaway, Mickey | R   | 1999, 2001 | 1  | 2  | 7.40 | 7   | 4  | 0  | 0   | 0  | 24.1  | 33  | 24  | 20  | 4  | 16  | 13  |
| Camp, Shawn      | R   | 2006-07    | 7  | 7  | 5.56 | 125 | 0  | 0  | 0   | 4  | 115.0 | 156 | 76  | 71  | 16 | 37  | 89  |
| Carlson, Dan     | R   | 1998       | 0  | 0  | 7.64 | 10  | 0  | 0  | 0   | 0  | 17.2  | 25  | 15  | 15  | 3  | 8   | 16  |
| Carter, Lance    | R   | 2002-05    | 13 | 10 | 3.92 | 165 | 0  | 0  | 0   | 29 | 236.2 | 225 | 105 | 103 | 35 | 62  | 119 |
| Charlton, Norm   | L   | 1999       | 2  | 3  | 4.44 | 42  | 0  | 0  | 0   | 0  | 50.2  | 49  | 29  | 25  | 4  | 36  | 45  |
| Childers, Jason  | R   | 2006       | 0  | 1  | 4.70 | 5   | 0  | 0  | 0   | 0  | 7.2   | 12  | 6   | 4   | 1  | 4   | 5   |
| Choate, Randy    | L   | 2009-10    | 5  | 3  | 3.90 | 146 | 0  | 0  | 0   | 5  | 81.0  | 69  | 38  | 35  | 7  | 28  | 68  |
| Cobb, Alex       | R   | 2011       | 3  | 2  | 3.42 | 9   | 9  | 0  | 0   | 0  | 52.2  | 49  | 21  | 20  | 3  | 21  | 37  |
| Colome, Jesus    | R   | 2001-06    | 11 | 22 | 4.73 | 186 | 0  | 0  | 0   | 5  | 251.0 | 244 | 146 | 132 | 34 | 141 | 201 |
| Corcoran, Tim    | R   | 2005-07    | 5  | 9  | 4.97 | 40  | 17 | 0  | 0   | 0  | 130.1 | 128 | 77  | 72  | 13 | 72  | 78  |
| Cormier, Lance   | R   | 2009-10    | 7  | 6  | 3.55 | 113 | 0  | 0  | 0   | 2  | 139.1 | 143 | 59  | 55  | 13 | 59  | 66  |
| Creek, Doug      | L   | 2000-02    | 5  | 9  | 4.87 | 140 | 0  | 0  | 0   | 1  | 160.2 | 139 | 94  | 87  | 25 | 109 | 176 |
| Cruz, Juan       | R   | 2011       | 5  | 0  | 3.88 | 56  | 0  | 0  | 0   | 0  | 48.2  | 36  | 21  | 21  | 5  | 28  | 46  |

**D**

|                     | R/L | YEARS     | W  | L  | ERA   | G  | GS | CG | SHO | SV | IP    | H   | R   | ER  | HR | BB  | SO  |
|---------------------|-----|-----------|----|----|-------|----|----|----|-----|----|-------|-----|-----|-----|----|-----|-----|
| Davis, Wade         | R   | 2009-11   | 25 | 22 | 4.22  | 64 | 64 | 2  | 1   | 0  | 388.1 | 388 | 192 | 182 | 49 | 138 | 254 |
| De La Rosa, Dane    | R   | 2011      | 0  | 0  | 9.82  | 7  | 0  | 0  | 0   | 0  | 7.1   | 10  | 8   | 8   | 1  | 3   | 8   |
| Delaney, Rob        | R   | 2011      | 0  | 0  | 10.80 | 4  | 0  | 0  | 0   | 0  | 5.0   | 4   | 6   | 6   | 0  | 7   | 3   |
| De Los Santos, Luis | R   | 2002      | 0  | 3  | 11.57 | 0  | 3  | 0  | 0   | 0  | 14.0  | 24  | 19  | 18  | 5  | 4   | 7   |
| Dohmann, Scott      | R   | 2007-08   | 5  | 0  | 4.18  | 43 | 0  | 0  | 0   | 0  | 47.1  | 47  | 23  | 22  | 5  | 25  | 38  |
| Dunn, Scott         | R   | 2006      | 1  | 0  | 11.74 | 7  | 0  | 0  | 0   | 0  | 7.2   | 17  | 10  | 10  | 2  | 4   | 4   |
| Duval, Mike         | L   | 1998-2000 | 1  | 1  | 4.47  | 45 | 0  | 0  | 0   | 0  | 46.1  | 55  | 26  | 23  | 5  | 30  | 19  |

**E-F**

|                      | R/L | YEARS     | W  | L  | ERA   | G   | GS | CG | SHO | SV | IP    | H   | R   | ER  | HR | BB  | SO  |
|----------------------|-----|-----------|----|----|-------|-----|----|----|-----|----|-------|-----|-----|-----|----|-----|-----|
| Eiland, Dave         | R   | 1998-2000 | 6  | 12 | 6.54  | 39  | 26 | 0  | 0   | 0  | 137.2 | 181 | 111 | 100 | 16 | 48  | 71  |
| Ekstrom, Mike        | R   | 2010-11   | 0  | 1  | 3.12  | 16  | 0  | 0  | 0   | 0  | 17.1  | 13  | 6   | 6   | 0  | 9   | 11  |
| Enders, Trevor       | L   | 2000      | 0  | 1  | 10.61 | 9   | 0  | 0  | 0   | 0  | 9.1   | 14  | 13  | 11  | 2  | 5   | 5   |
| Farnsworth, Kyle     | R   | 2011      | 5  | 1  | 2.18  | 63  | 0  | 0  | 0   | 25 | 57.2  | 45  | 15  | 14  | 5  | 12  | 51  |
| Fiore, Tony          | R   | 2000-01   | 1  | 1  | 7.85  | 14  | 0  | 0  | 0   | 0  | 18.1  | 25  | 18  | 16  | 3  | 10  | 11  |
| Fortunato, Bartolome | R   | 2004      | 0  | 0  | 3.68  | 3   | 0  | 0  | 0   | 0  | 7.1   | 10  | 3   | 3   | 1  | 2   | 5   |
| Fossum, Casey        | L   | 2005-07   | 19 | 26 | 5.64  | 101 | 60 | 0  | 0   | 0  | 368.2 | 415 | 260 | 231 | 54 | 150 | 269 |

**G**

|                 | R/L | YEARS      | W  | L  | ERA  | G  | GS | CG | SHO | SV | IP    | H   | R   | ER  | HR | BB  | SO  |
|-----------------|-----|------------|----|----|------|----|----|----|-----|----|-------|-----|-----|-----|----|-----|-----|
| Gaillard, Eddie | R   | 1998-99    | 1  | 0  | 3.86 | 14 | 0  | 0  | 0   | 0  | 16.1  | 16  | 14  | 7   | 4  | 7   | 12  |
| Gardner, Lee    | R   | 2002, 2005 | 1  | 1  | 4.35 | 17 | 0  | 0  | 0   | 0  | 20.2  | 24  | 20  | 10  | 5  | 10  | 12  |
| Garza, Matt     | R   | 2008-10    | 34 | 31 | 3.86 | 95 | 94 | 6  | 3   | 1  | 592.1 | 540 | 270 | 254 | 72 | 201 | 467 |
| Gaudin, Chad    | R   | 2003-04    | 3  | 2  | 4.25 | 41 | 7  | 0  | 0   | 0  | 82.2  | 96  | 45  | 39  | 8  | 32  | 53  |

ORGANIZATION COACHES & STAFF 40-MAN ROSTER NON-ROSTER INVITES RECORDS & HISTORY All-Time Pitchers YEARLY SUMMARIES OPPONENTS MINOR LEAGUE OPERATIONS BROADCAST INFORMATION TROPICANA FIELD & MISC.

|                  |   |         |   |    |       |    |    |   |   |   |       |     |     |     |    |    |     |
|------------------|---|---------|---|----|-------|----|----|---|---|---|-------|-----|-----|-----|----|----|-----|
| Glover, Gary     | R | 2007-08 | 7 | 7  | 5.17  | 96 | 0  | 0 | 0 | 2 | 111.1 | 129 | 66  | 64  | 15 | 45 | 73  |
| Gomes, Brandon   | R | 2011    | 2 | 1  | 2.92  | 40 | 0  | 0 | 0 | 0 | 37.0  | 34  | 15  | 12  | 3  | 16 | 32  |
| Gonzalez, Dicky  | R | 2004    | 0 | 0  | 6.14  | 4  | 0  | 0 | 0 | 0 | 7.1   | 9   | 5   | 5   | 1  | 2  | 7   |
| Gonzalez, Jeremi | R | 2003-04 | 6 | 16 | 4.66  | 36 | 33 | 2 | 0 | 0 | 206.2 | 203 | 113 | 107 | 27 | 89 | 119 |
| Gooden, Dwight   | R | 2000    | 2 | 3  | 6.63  | 8  | 8  | 0 | 0 | 0 | 36.2  | 47  | 32  | 27  | 14 | 20 | 23  |
| Gorecki, Rick    | R | 1998    | 1 | 2  | 4.86  | 3  | 3  | 0 | 0 | 0 | 16.2  | 15  | 9   | 9   | 1  | 10 | 7   |
| Guthrie, Mark    | L | 2000    | 1 | 1  | 4.50  | 34 | 0  | 0 | 0 | 0 | 32.0  | 33  | 18  | 16  | 4  | 18 | 26  |
| Guzman, Juan     | R | 2000    | 0 | 1  | 43.20 | 1  | 1  | 0 | 0 | 0 | 1.2   | 7   | 8   | 8   | 2  | 2  | 3   |

**H**

| R/L                | YEARS | W         | L  | ERA | G     | GS  | CG | SHO | SV | IP  | H     | R   | ER  | HR  | BB | SO  |     |
|--------------------|-------|-----------|----|-----|-------|-----|----|-----|----|-----|-------|-----|-----|-----|----|-----|-----|
| Halama, John       | L     | 2004      | 7  | 6   | 4.70  | 34  | 14 | 0   | 0  | 0   | 118.2 | 134 | 68  | 62  | 17 | 27  | 59  |
| Hammel, Jason      | R     | 2006-08   | 7  | 15  | 5.90  | 73  | 28 | 0   | 1  | 2   | 207.1 | 244 | 141 | 136 | 30 | 96  | 140 |
| Harper, Travis     | R     | 2000-06   | 22 | 29  | 4.94  | 240 | 14 | 1   | 1  | 2   | 411.2 | 451 | 248 | 226 | 61 | 136 | 271 |
| Harville, Chad     | R     | 2006      | 0  | 2   | 5.93  | 32  | 0  | 0   | 0  | 1   | 41.0  | 44  | 27  | 27  | 5  | 22  | 30  |
| Hellickson, Jeremy | R     | 2010-11   | 17 | 10  | 3.04  | 39  | 33 | 2   | 1  | 0   | 225.1 | 178 | 78  | 76  | 26 | 80  | 150 |
| Hendrickson, Mark  | L     | 2004-06   | 25 | 31  | 5.05  | 76  | 74 | 4   | 1  | 0   | 451.1 | 519 | 281 | 253 | 55 | 129 | 227 |
| Hernandez, Roberto | R     | 1998-2000 | 8  | 16  | 3.43  | 207 | 0  | 0   | 0  | 101 | 218.0 | 199 | 93  | 83  | 15 | 97  | 185 |
| Hill, Ken          | R     | 2001      | 0  | 1   | 12.27 | 5   | 0  | 0   | 0  | 0   | 7.1   | 10  | 11  | 10  | 4  | 5   | 2   |
| Howell, J.P.       | L     | 2006-11   | 17 | 18  | 4.21  | 197 | 18 | 0   | 0  | 21  | 280.0 | 260 | 145 | 131 | 30 | 125 | 279 |

**I-J**

| R/L                 | YEARS | W       | L  | ERA | G    | GS | CG | SHO | SV | IP | H     | R   | ER  | HR  | BB | SO  |     |
|---------------------|-------|---------|----|-----|------|----|----|-----|----|----|-------|-----|-----|-----|----|-----|-----|
| Isringhausen, Jason | R     | 2009    | 0  | 1   | 2.25 | 9  | 0  | 0   | 0  | 0  | 8.0   | 6   | 2   | 2   | 0  | 5   | 6   |
| Jackson, Edwin      | R     | 2006-08 | 19 | 26  | 5.08 | 87 | 63 | 1   | 1  | 0  | 380.2 | 436 | 234 | 215 | 44 | 190 | 263 |
| James, Delvin       | R     | 2002    | 0  | 3   | 6.55 | 8  | 6  | 0   | 0  | 0  | 34.1  | 40  | 25  | 25  | 5  | 15  | 17  |
| Jimenez, Jason      | L     | 2002    | 0  | 0   | 5.40 | 5  | 0  | 0   | 0  | 0  | 6.2   | 9   | 4   | 4   | 2  | 1   | 5   |
| Johnson, Jason      | R     | 1998    | 2  | 5   | 5.70 | 13 | 13 | 0   | 0  | 0  | 60.0  | 74  | 38  | 38  | 9  | 27  | 36  |
| Judd, Mike          | R     | 2001    | 1  | 0   | 4.05 | 8  | 2  | 0   | 0  | 0  | 20.0  | 19  | 14  | 9   | 2  | 10  | 11  |

**K-L**

| R/L           | YEARS | W         | L  | ERA | G    | GS  | CG  | SHO | SV | IP    | H     | R   | ER  | HR  | BB  | SO  |     |
|---------------|-------|-----------|----|-----|------|-----|-----|-----|----|-------|-------|-----|-----|-----|-----|-----|-----|
| Kazmir, Scott | L     | 2004-09   | 47 | 37  | 3.61 | 125 | 124 | 1   | 0  | 723.0 | 656   | 323 | 290 | 72  | 332 | 783 |     |
| Kennedy, Joe  | L     | 2001-03   | 18 | 31  | 4.98 | 82  | 72  | 6   | 2  | 1     | 448.0 | 493 | 278 | 248 | 58  | 136 | 264 |
| Kent, Steve   | L     | 2002      | 0  | 2   | 5.65 | 34  | 0   | 0   | 0  | 1     | 57.1  | 67  | 41  | 36  | 6   | 38  | 41  |
| Levine, Al    | R     | 2003      | 3  | 5   | 2.90 | 36  | 0   | 0   | 0  | 0     | 49.2  | 45  | 23  | 16  | 7   | 18  | 25  |
| Lidle, Cory   | R     | 1999-2000 | 5  | 6   | 5.13 | 36  | 12  | 0   | 0  | 0     | 101.2 | 122 | 65  | 58  | 13  | 31  | 66  |
| Lopez, Albie  | R     | 1998-2001 | 26 | 31  | 4.27 | 170 | 44  | 5   | 2  | 4     | 453.2 | 490 | 253 | 215 | 55  | 177 | 262 |
| Lugo, Ruddy   | R     | 2006-07   | 4  | 4   | 4.42 | 75  | 0   | 0   | 0  | 0     | 95.2  | 92  | 50  | 47  | 6   | 50  | 56  |

**M**

| R/L            | YEARS | W                | L  | ERA | G     | GS  | CG | SHO | SV | IP | H     | R   | ER  | HR  | BB | SO  |     |
|----------------|-------|------------------|----|-----|-------|-----|----|-----|----|----|-------|-----|-----|-----|----|-----|-----|
| Malaska, Mark  | L     | 2003             | 2  | 1   | 2.81  | 22  | 0  | 0   | 0  | 0  | 16.0  | 13  | 7   | 5   | 0  | 12  | 17  |
| Martin, Tom    | L     | 2002             | 0  | 0   | 16.20 | 2   | 0  | 0   | 0  | 0  | 1.2   | 5   | 3   | 3   | 0  | 1   | 1   |
| McClung, Seth  | R     | 2003,<br>2005-06 | 17 | 24  | 6.27  | 85  | 37 | 0   | 0  | 6  | 251.0 | 259 | 185 | 175 | 40 | 155 | 176 |
| McGee, Jake    | L     | 2010-11          | 5  | 2   | 4.09  | 45  | 0  | 0   | 0  | 0  | 33.0  | 32  | 15  | 15  | 5  | 15  | 33  |
| Meacham, Rusty | R     | 2001             | 1  | 3   | 5.60  | 24  | 0  | 0   | 0  | 0  | 35.1  | 39  | 24  | 22  | 3  | 10  | 13  |
| Meadows, Brian | R     | 2006             | 3  | 6   | 5.17  | 53  | 0  | 0   | 0  | 8  | 69.2  | 90  | 43  | 40  | 14 | 15  | 35  |
| Mecir, Jim     | R     | 1998-2000        | 14 | 5   | 3.03  | 123 | 0  | 0   | 0  | 1  | 154.1 | 118 | 54  | 52  | 8  | 69  | 125 |
| Miceli, Dan    | R     | 2006             | 1  | 2   | 3.94  | 33  | 0  | 0   | 0  | 4  | 32.0  | 25  | 17  | 14  | 4  | 20  | 18  |
| Miller, Trevor | L     | 2004-05,<br>2008 | 5  | 3   | 3.75  | 189 | 0  | 0   | 0  | 3  | 136.2 | 132 | 65  | 57  | 9  | 64  | 122 |
| Moore, Matt    | L     | 2011             | 1  | 0   | 2.89  | 3   | 1  | 0   | 0  | 0  | 9.1   | 9   | 3   | 3   | 1  | 3   | 15  |
| Morris, Jim    | L     | 1999-2000        | 0  | 0   | 4.80  | 21  | 0  | 0   | 0  | 0  | 15.0  | 13  | 12  | 8   | 2  | 9   | 13  |
| Moss, Damian   | L     | 2004             | 0  | 1   | 16.88 | 5   | 2  | 0   | 0  | 0  | 8.0   | 13  | 15  | 15  | 2  | 5   | 6   |

**N-O**

| R/L             | YEARS | W       | L  | ERA | G    | GS | CG | SHO | SV | IP | H     | R   | ER  | HR  | BB | SO  |     |
|-----------------|-------|---------|----|-----|------|----|----|-----|----|----|-------|-----|-----|-----|----|-----|-----|
| Nelson, Joe     | R     | 2009    | 3  | 0   | 4.02 | 42 | 0  | 0   | 0  | 3  | 40.1  | 32  | 22  | 18  | 7  | 27  | 36  |
| Newman, Alan    | L     | 1999    | 2  | 2   | 6.89 | 18 | 0  | 0   | 0  | 0  | 15.2  | 22  | 12  | 12  | 2  | 9   | 20  |
| Niemann, Jeff   | R     | 2008-11 | 38 | 23  | 4.16 | 89 | 84 | 4   | 3  | 0  | 506.1 | 493 | 247 | 234 | 63 | 165 | 375 |
| Nomo, Hideo     | R     | 2005    | 5  | 8   | 7.24 | 19 | 19 | 0   | 0  | 0  | 100.2 | 127 | 82  | 81  | 16 | 51  | 59  |
| Nunez, Franklin | R     | 2004-05 | 1  | 3   | 7.47 | 13 | 0  | 0   | 0  | 0  | 15.2  | 16  | 14  | 13  | 1  | 11  | 16  |
| Orvella, Chad   | R     | 2005-07 | 4  | 10  | 5.79 | 69 | 0  | 0   | 0  | 1  | 82.1  | 101 | 65  | 53  | 13 | 53  | 66  |

**P-Q**

| R/L              | YEARS | W       | L  | ERA | G     | GS | CG | SHO | SV | IP | H     | R   | ER  | HR  | BB | SO  |     |
|------------------|-------|---------|----|-----|-------|----|----|-----|----|----|-------|-----|-----|-----|----|-----|-----|
| Parque, Jim      | L     | 2003    | 1  | 1   | 11.94 | 5  | 5  | 0   | 0  | 0  | 17.1  | 27  | 23  | 23  | 2  | 16  | 8   |
| Parris, Steve    | R     | 2003    | 0  | 3   | 6.18  | 10 | 7  | 0   | 0  | 0  | 43.2  | 60  | 32  | 30  | 12 | 13  | 14  |
| Pennington, Brad | L     | 1998    | 0  | 0   | INF   | 1  | 0  | 0   | 0  | 0  | 0.0   | 1   | 1   | 1   | 0  | 3   | 0   |
| Peralta, Joel    | R     | 2011    | 3  | 4   | 2.93  | 71 | 0  | 0   | 0  | 6  | 67.2  | 44  | 23  | 22  | 7  | 18  | 61  |
| Percival, Troy   | R     | 2008-09 | 2  | 2   | 4.89  | 64 | 0  | 0   | 0  | 34 | 57.0  | 43  | 34  | 34  | 12 | 32  | 45  |
| Phelps, Travis   | R     | 2001-02 | 3  | 4   | 3.97  | 75 | 0  | 0   | 0  | 5  | 99.2  | 83  | 50  | 44  | 13 | 51  | 90  |
| Price, David     | L     | 2008-11 | 41 | 26  | 3.38  | 94 | 89 | 2   | 1  | 0  | 575.1 | 490 | 240 | 216 | 55 | 200 | 520 |



|               |   |      |   |   |      |    |   |   |   |   |      |    |    |    |   |   |    |
|---------------|---|------|---|---|------|----|---|---|---|---|------|----|----|----|---|---|----|
| Prieto, Ariel | R | 2001 | 0 | 0 | 2.45 | 3  | 0 | 0 | 0 | 0 | 3.2  | 6  | 1  | 1  | 0 | 2 | 2  |
| Qualls, Chad  | R | 2010 | 2 | 0 | 5.57 | 27 | 0 | 0 | 0 | 0 | 21.0 | 24 | 15 | 13 | 2 | 6 | 15 |

| <b>R</b>      | R/L | YEARS     | W  | L  | ERA    | G  | GS | CG | SHO | SV | IP    | H   | R   | ER  | HR | BB  | SO  |
|---------------|-----|-----------|----|----|--------|----|----|----|-----|----|-------|-----|-----|-----|----|-----|-----|
| Ramos, Cesar  | L   | 2011      | 0  | 1  | 3.92   | 49 | 0  | 0  | 0   | 0  | 43.2  | 36  | 22  | 19  | 4  | 25  | 31  |
| Rekar, Bryan  | R   | 1998-2001 | 18 | 37 | 5.20   | 98 | 79 | 3  | 0   | 0  | 495.1 | 583 | 320 | 286 | 73 | 146 | 292 |
| Reyes, Al     | R   | 2007-08   | 4  | 6  | 4.75   | 87 | 0  | 0  | 0   | 26 | 83.1  | 70  | 47  | 44  | 15 | 31  | 89  |
| Reyes, Carlos | R   | 2003      | 0  | 3  | 5.22   | 10 | 3  | 0  | 0   | 0  | 39.2  | 40  | 23  | 23  | 10 | 5   | 13  |
| Ridgway, Jeff | L   | 2007      | 0  | 0  | 189.00 | 3  | 0  | 0  | 0   | 0  | 0.1   | 7   | 7   | 7   | 1  | 1   | 0   |
| Ritchie, Todd | R   | 2004      | 0  | 2  | 9.00   | 4  | 2  | 0  | 0   | 0  | 8.0   | 12  | 9   | 8   | 4  | 6   | 4   |
| Rocker, John  | L   | 2003      | 0  | 0  | 9.00   | 2  | 0  | 0  | 0   | 0  | 1.0   | 2   | 1   | 1   | 0  | 3   | 0   |
| Rose, Brian   | R   | 2001      | 0  | 2  | 8.85   | 7  | 3  | 0  | 0   | 0  | 20.1  | 31  | 20  | 20  | 4  | 12  | 11  |
| Ruebel, Matt  | L   | 1998      | 0  | 2  | 6.23   | 7  | 1  | 0  | 0   | 0  | 8.2   | 11  | 7   | 6   | 3  | 4   | 6   |
| Rupe, Ryan    | R   | 1999-2002 | 23 | 37 | 5.84   | 85 | 83 | 2  | 0   | 0  | 466.2 | 501 | 327 | 303 | 77 | 161 | 348 |
| Russell, Adam | R   | 2011      | 1  | 2  | 3.03   | 36 | 0  | 0  | 0   | 0  | 32.2  | 31  | 13  | 11  | 2  | 20  | 13  |
| Ryu, Jae Kuk  | R   | 2007      | 1  | 2  | 6.93   | 18 | 0  | 0  | 0   | 0  | 24.2  | 31  | 19  | 19  | 2  | 12  | 15  |

| <b>S</b>          | R/L | YEARS         | W  | L  | ERA  | G   | GS  | CG | SHO | SV | IP     | H    | R   | ER  | HR  | BB  | SO   |
|-------------------|-----|---------------|----|----|------|-----|-----|----|-----|----|--------|------|-----|-----|-----|-----|------|
| Salas, Juan       | R   | 2006-08       | 1  | 1  | 4.44 | 47  | 0   | 0  | 0   | 0  | 52.2   | 54   | 31  | 26  | 8   | 24  | 42   |
| Santana, Julio    | R   | 1998-99       | 6  | 10 | 5.11 | 54  | 24  | 1  | 0   | 0  | 195.2  | 210  | 121 | 111 | 28  | 90  | 94   |
| Saunders, Tony    | L   | 1998-99       | 9  | 18 | 4.53 | 40  | 40  | 2  | 0   | 0  | 234.1  | 244  | 134 | 118 | 21  | 140 | 202  |
| Seay, Bobby       | L   | 2001, 2003-04 | 1  | 1  | 3.63 | 45  | 0   | 0  | 0   | 0  | 44.2   | 41   | 20  | 18  | 5   | 16  | 34   |
| Seo, Jae          | R   | 2006-07       | 4  | 12 | 6.15 | 28  | 26  | 0  | 0   | 0  | 142.0  | 206  | 109 | 97  | 28  | 47  | 67   |
| Shields, James    | R   | 2006-11       | 72 | 63 | 3.96 | 185 | 184 | 16 | 6   | 0  | 1227.0 | 1231 | 585 | 540 | 159 | 282 | 1027 |
| Shouse, Brian     | L   | 2009          | 1  | 1  | 4.50 | 45  | 0   | 0  | 0   | 0  | 28.0   | 31   | 15  | 14  | 4   | 7   | 17   |
| Sonnastine, Andy  | R   | 2007-11       | 28 | 31 | 5.26 | 132 | 80  | 1  | 1   | 1  | 540.1  | 617  | 339 | 316 | 79  | 136 | 343  |
| Soriano, Rafael   | R   | 2010          | 3  | 2  | 2.73 | 64  | 0   | 0  | 0   | 45 | 62.1   | 36   | 14  | 12  | 4   | 14  | 57   |
| Sosa, Jorge       | R   | 2002-04       | 11 | 26 | 5.17 | 103 | 41  | 1  | 1   | 1  | 327.1  | 325  | 201 | 188 | 47  | 168 | 214  |
| Sparks, Jeff      | R   | 1999-2000     | 0  | 1  | 4.15 | 23  | 0   | 0  | 0   | 1  | 30.1   | 19   | 14  | 14  | 3   | 30  | 41   |
| Springer, Dennis  | R   | 1998          | 3  | 11 | 5.45 | 29  | 17  | 1  | 0   | 0  | 115.2  | 120  | 77  | 70  | 21  | 60  | 46   |
| Springer, Russ    | R   | 2009          | 1  | 3  | 4.11 | 26  | 0   | 0  | 0   | 1  | 15.1   | 16   | 7   | 7   | 4   | 3   | 11   |
| Standridge, Jason | R   | 2001-04       | 0  | 5  | 6.38 | 21  | 9   | 1  | 0   | 0  | 67.2   | 78   | 48  | 48  | 18  | 38  | 37   |
| Stokes, Brian     | R   | 2006-07       | 3  | 7  | 6.46 | 64  | 4   | 0  | 0   | 0  | 86.1   | 121  | 62  | 62  | 13  | 34  | 50   |
| Sturtz, Tanyon    | R   | 2000-02       | 19 | 30 | 4.58 | 91  | 65  | 4  | 0   | 1  | 472.0  | 518  | 255 | 240 | 60  | 182 | 285  |
| Switzer, Jon      | L   | 2003, 2005-07 | 2  | 4  | 6.11 | 68  | 0   | 0  | 0   | 0  | 66.1   | 83   | 48  | 45  | 9   | 36  | 43   |

| <b>T-V</b>      | R/L | YEARS   | W | L  | ERA   | G  | GS | CG | SHO | SV | IP    | H   | R  | ER | HR | BB | SO |
|-----------------|-----|---------|---|----|-------|----|----|----|-----|----|-------|-----|----|----|----|----|----|
| Talbot, Mitch   | R   | 2008    | 0 | 0  | 11.17 | 3  | 1  | 0  | 0   | 0  | 9.2   | 16  | 12 | 12 | 3  | 11 | 5  |
| Tatis, Ramon    | L   | 1998    | 0 | 0  | 13.89 | 22 | 0  | 0  | 0   | 0  | 11.2  | 23  | 19 | 18 | 2  | 16 | 5  |
| Taylor, Billy   | R   | 2000    | 1 | 3  | 8.56  | 17 | 0  | 0  | 0   | 0  | 13.2  | 13  | 13 | 13 | 2  | 9  | 13 |
| Thayer, Dale    | R   | 2009-10 | 0 | 0  | 7.47  | 12 | 0  | 0  | 0   | 1  | 15.2  | 25  | 15 | 13 | 4  | 0  | 2  |
| Torres, Alex    | L   | 2011    | 1 | 1  | 3.38  | 4  | 0  | 0  | 0   | 0  | 8.0   | 8   | 4  | 3  | 0  | 7  | 9  |
| Trachsel, Steve | R   | 2000    | 6 | 10 | 4.58  | 23 | 23 | 3  | 1   | 0  | 137.2 | 160 | 76 | 70 | 16 | 49 | 78 |
| Venafro, Mike   | L   | 2003    | 1 | 0  | 4.74  | 24 | 0  | 0  | 0   | 0  | 19.0  | 24  | 10 | 10 | 1  | 3  | 9  |

| <b>W-Z</b>       | R/L | YEARS              | W  | L  | ERA   | G   | GS | CG | SHO | SV | IP    | H   | R   | ER  | HR | BB  | SO  |
|------------------|-----|--------------------|----|----|-------|-----|----|----|-----|----|-------|-----|-----|-----|----|-----|-----|
| Wade, Terrell    | L   | 1998               | 1  | 1  | 5.06  | 2   | 2  | 0  | 0   | 0  | 10.2  | 14  | 6   | 6   | 3  | 2   | 8   |
| Waechter, Doug   | R   | 2003-06            | 14 | 25 | 5.62  | 60  | 54 | 1  | 1   | 0  | 315.2 | 355 | 216 | 197 | 59 | 105 | 177 |
| Walker, Tyler    | R   | 2006               | 1  | 3  | 4.95  | 20  | 0  | 0  | 0   | 10 | 20.0  | 18  | 11  | 11  | 0  | 7   | 16  |
| Wallace, Jeff    | L   | 2001               | 0  | 3  | 3.40  | 29  | 1  | 0  | 0   | 0  | 50.1  | 43  | 26  | 19  | 4  | 37  | 38  |
| Webb, John       | R   | 2004-05            | 0  | 1  | 10.38 | 5   | 1  | 0  | 0   | 0  | 13.0  | 18  | 15  | 15  | 3  | 11  | 11  |
| Wheeler, Dan     | R   | 1999-2001, 2007-10 | 13 | 25 | 4.32  | 258 | 8  | 0  | 0   | 18 | 268.2 | 243 | 138 | 129 | 43 | 86  | 231 |
| White, Rick      | R   | 1998-2000          | 10 | 15 | 3.81  | 145 | 4  | 0  | 0   | 2  | 248.0 | 255 | 118 | 105 | 23 | 87  | 167 |
| Wilson, Paul     | R   | 2000-02            | 15 | 25 | 4.66  | 78  | 61 | 1  | 0   | 0  | 396.0 | 422 | 227 | 205 | 51 | 135 | 270 |
| Witasick, Jay    | R   | 2007               | 0  | 0  | 6.61  | 20  | 0  | 0  | 0   | 0  | 16.1  | 17  | 13  | 12  | 1  | 18  | 8   |
| Witt, Bobby      | R   | 1999               | 7  | 15 | 5.84  | 32  | 32 | 3  | 2   | 0  | 180.1 | 213 | 130 | 117 | 23 | 96  | 123 |
| Yan, Esteban     | R   | 1998-2002          | 26 | 30 | 5.01  | 266 | 21 | 0  | 0   | 42 | 418.2 | 447 | 249 | 233 | 62 | 155 | 351 |
| Zambrano, Victor | R   | 2001-04            | 35 | 27 | 4.47  | 135 | 61 | 1  | 0   | 3  | 481.2 | 430 | 263 | 239 | 55 | 288 | 372 |

ORGANIZATION COACHES & STAFF 40-MAN ROSTER NON-ROSTER INVITES RECORDS & HISTORY All-Time Pitchers YEARLY SUMMARIES OPPONENTS MINOR LEAGUE OPERATIONS BROADCAST INFORMATION TROPICANA FIELD & MISC.



## 2011 POSTSEASON REVIEW

### THIRD TIME IN FOUR YEARS

The Rays advanced to the postseason for the third time in the past four seasons, first time as the AL Wild Card...during that span (2008-11) only two other teams have as many postseason appearances: Phillies (4 times) and Yankees (3 times)...the Rays become the third major league team and first AL team to advance to the postseason after starting the season 0-6 and just the second major league team to advance to the postseason after starting 1-8...the 1995 Reds won the NL Central after going 0-6 and 1-8...the 1974 Pirates won the NL East after going 0-6.

### HISTORIC COMEBACK

The Rays became the first team in major league history to be 9 or more games out of a playoff berth in and make the postseason...the Rays were 9 games out of playoff contention on Sep 3...the 2011 World Series champion Cardinals were 8.5 games back on Sep 5...the Rays were 16-8 and the Red Sox 6-18 over the last 24 games starting Sep 4.

### RAYS VS. RANGERS, PART II

For the second year in a row the Rays lost to the Rangers in the ALDS...Tampa Bay actually outscored the Rangers, 21-16, but fell 3 games to 1... over the two years, the visiting teams won 8 of 9 games...Rays have gone 3-1 with 26 runs and 21 extra-base hits at Texas, but 0-5 with 8 runs and 8 extra-base hits at home.

#### ALDS vs. TEXAS (RANGERS WIN 3-1)

| DATE | SCORE  | WINNER   | LOSER      | ATT.   |
|------|--------|----------|------------|--------|
| 9/30 | W, 9-0 | Moore    | Wilson     | 50,498 |
| 10/1 | L, 6-8 | Holland  | Shields    | 51,351 |
| 10/3 | L, 3-4 | Lewis    | Price      | 32,828 |
| 10/4 | L, 3-4 | Harrison | Hellickson | 28,299 |

BOLD INDICATES HOME GAME

### MATT MOORE

At 22 years, 104 days, Matt Moore became the youngest starting pitcher ever to win his team's first game of the postseason when he threw 7 shutout innings in the Rays 9-0 win over the Rangers in Game 1 of the ALDS at Texas...allowed 2 hits, 2 walks and struck out 6 while throwing 98 pitches...previously that mark was held by CIN Gary Nolan (22 years, 129 days) in the 1970 NLCS.

+ Moore became the fifth rookie starter to win his team's first game of the postseason and first since NYY Jim Beattie in Game 1 of the 1978

ALCS over Kansas City...also became the first rookie in major-league history to pitch at least 7 innings and allow no runs and 2 hits or fewer in a postseason game and the second youngest to do it behind NYY Waite Hoyt (22 years, 27 days) in Game 2 of the 1921 World Series vs. the New York Giants.

+ Became only the second rookie to pitch to an ERA under 1.00 and record an opp avg. under .100 in the postseason (min. 10 IP)...joined PIT Bruce Kison in 1971 (0.00 ERA, .088 opp avg.)...became only the 12th rookie to post a sub-1.00 ERA in the postseason (min. 10 IP), first since NYY Orlando Hernandez in 1998.



SKIP MILLOS

### REMARKABLE ROOKIES

**Matt Moore** and **Jeremy Hellickson** started Game 1 and Game 4 of the ALDS...it was only the 10th time a team used two rookie starters in the postseason...the last team was the 2007 Rockies with **Ubaldo Jimenez** and **Franklin Morales**...the Rays had 7 rookies on their 25-man postseason roster.

### JAMES SHIELDS

Started and lost Game 2 of the ALDS at Texas, 8-6...took a 3-0 lead into the 4th but allowed 5 runs that inning while hitting 2 batters and throwing 2 wild pitches...no other pitcher in major league history has hit 2 or more batters and thrown 2 or more wild pitches in a postseason game...it was the first time in his career in 190 regular and postseason starts that he hit 2 batters in an inning and only the second time he had thrown 2 wild pitches in an inning (also July 6, 2007 at KC)...his line: 5 IP, 8 H, 7 R/ER, 0 BB, 6 SO.

2011 POSTSEASON ROSTER

Manager

70 Joe Maddon

Coaches

- 46 Stan Boroski  
(Asst. Pitching)
- 6 Tom Foley (3B)
- 25 George Hendrick (1B)
- 48 Jim Hickey (Pitching)
- 4 Dave Martinez  
(Bench)
- 7 Bobby Ramos  
(Bullpen)
- 17 Derek Shelton  
(Hitting)
- 63 Don Zimmer  
(Sr. Advisor)

Pitchers

- 37 Juan Cruz (R)
- 40 Wade Davis (R)
- 43 Kyle Farnsworth (R)
- 47 Brandon Gomes (R)
- 58 Jeremy Hellickson (R)
- 74 J.P. Howell (L)
- 57 Jake McGee (L)
- 55 Matt Moore (L)
- 62 Joel Peralta (R)
- 14 David Price (L)
- 33 James Shields (R)

Catchers

- 28 John Jaso
- 31 Jose Lobaton
- 10 Kelly Shoppach

Infielders

- 15 Reid Brignac
- 9 Elliot Johnson
- 11 Casey Kotchman
- 3 Evan Longoria
- 1 Sean Rodriguez
- 18 Ben Zobrist

Outfielders

- 22 Johnny Damon
- 5 Sam Fuld
- 8 Desmond Jennings
- 20 Matt Joyce
- 2 B.J. Upton

Training Staff

- Ron Porterfield  
(Head Athletic Trainer)
- Paul Harker  
(Asst. Athletic Trainer)
- Mark Vinson  
(Asst. Athletic Trainer)
- Kevin Barr  
(Strength & Cond. Coord.)

Video Coordinator

Chris Fernandez

Bullpen Catcher

77 Scott Cursi

2011 RAYS ALDS STATISTICS

| PLAYER           | AVG         | G        | AB         | R         | H         | TB        | 2B       | 3B       | HR       | RBI       | SH       | SF       | HP       | BB        | IBB      | SO        | SB       | CS       | DP       | E        | SLG         | OBP         | PINCH HIT |          |          |          |
|------------------|-------------|----------|------------|-----------|-----------|-----------|----------|----------|----------|-----------|----------|----------|----------|-----------|----------|-----------|----------|----------|----------|----------|-------------|-------------|-----------|----------|----------|----------|
|                  |             |          |            |           |           |           |          |          |          |           |          |          |          |           |          |           |          |          |          |          |             |             | AB        | H        | HR       | RBI      |
| Brignac          | .000        | 3        | 1          | 0         | 0         | 0         | 0        | 0        | 0        | 0         | 0        | 0        | 0        | 1         | 0        | 0         | 0        | 0        | 0        | 0        | .000        | .500        | 0         | 0        | 0        | 0        |
| Damon            | .235        | 4        | 17         | 3         | 4         | 7         | 0        | 0        | 1        | 3         | 0        | 0        | 0        | 0         | 0        | 4         | 0        | 0        | 0        | 0        | .412        | .235        | 0         | 0        | 0        | 0        |
| Fuld             | .000        | 3        | 3          | 0         | 0         | 0         | 0        | 0        | 0        | 0         | 0        | 0        | 0        | 0         | 1        | 0         | 0        | 0        | 0        | 0        | .000        | .000        | 3         | 0        | 0        | 0        |
| Jaso             | .000        | 2        | 4          | 0         | 0         | 0         | 0        | 0        | 0        | 0         | 0        | 0        | 0        | 0         | 1        | 0         | 0        | 0        | 0        | 0        | .000        | .000        | 1         | 0        | 0        | 0        |
| Jennings         | .333        | 4        | 15         | 3         | 5         | 12        | 1        | 0        | 2        | 2         | 0        | 0        | 0        | 3         | 0        | 1         | 0        | 0        | 0        | 0        | .800        | .444        | 0         | 0        | 0        | 0        |
| Johnson          | .000        | 1        | 0          | 0         | 0         | 0         | 0        | 0        | 0        | 0         | 0        | 0        | 0        | 0         | 0        | 0         | 0        | 0        | 0        | 0        | .000        | .000        | 0         | 0        | 0        | 0        |
| Joyce            | .200        | 4        | 15         | 1         | 3         | 7         | 1        | 0        | 1        | 4         | 0        | 0        | 0        | 1         | 5        | 0         | 0        | 0        | 0        | 0        | .467        | .250        | 0         | 0        | 0        | 0        |
| Kotchman         | .250        | 4        | 16         | 1         | 4         | 5         | 1        | 0        | 0        | 2         | 0        | 0        | 0        | 0         | 0        | 1         | 0        | 0        | 0        | 0        | .313        | .250        | 0         | 0        | 0        | 0        |
| Longoria         | .188        | 4        | 16         | 2         | 3         | 6         | 0        | 1        | 3        | 0         | 0        | 0        | 2        | 0         | 8        | 0         | 0        | 0        | 0        | 0        | .375        | .278        | 0         | 0        | 0        | 0        |
| Rodriguez        | .167        | 4        | 12         | 3         | 2         | 3         | 1        | 0        | 1        | 4         | 0        | 0        | 0        | 2         | 0        | 0         | 0        | 0        | 0        | 0        | .250        | .286        | 1         | 0        | 0        | 1        |
| Shoppach         | .400        | 4        | 10         | 3         | 4         | 10        | 0        | 0        | 2        | 6         | 0        | 0        | 0        | 1         | 0        | 4         | 0        | 0        | 1        | 0        | 1.000       | .455        | 0         | 0        | 0        | 0        |
| Upton            | .286        | 4        | 14         | 3         | 4         | 7         | 3        | 0        | 0        | 0         | 0        | 0        | 4        | 0         | 6        | 1         | 2        | 0        | 0        | 0        | .500        | .444        | 0         | 0        | 0        | 0        |
| Zobrist          | .235        | 4        | 17         | 2         | 4         | 4         | 0        | 0        | 0        | 0         | 0        | 0        | 1        | 0         | 4        | 0         | 0        | 0        | 0        | 0        | .235        | .278        | 0         | 0        | 0        | 0        |
| <b>Tampa Bay</b> | <b>.236</b> | <b>4</b> | <b>140</b> | <b>21</b> | <b>33</b> | <b>61</b> | <b>7</b> | <b>0</b> | <b>7</b> | <b>21</b> | <b>0</b> | <b>0</b> | <b>1</b> | <b>14</b> | <b>0</b> | <b>35</b> | <b>1</b> | <b>2</b> | <b>1</b> | <b>0</b> | <b>.436</b> | <b>.310</b> | <b>5</b>  | <b>0</b> | <b>0</b> | <b>1</b> |
| <b>Opponents</b> | <b>.211</b> | <b>4</b> | <b>128</b> | <b>16</b> | <b>27</b> | <b>48</b> | <b>3</b> | <b>0</b> | <b>6</b> | <b>15</b> | <b>1</b> | <b>0</b> | <b>4</b> | <b>12</b> | <b>1</b> | <b>24</b> | <b>4</b> | <b>2</b> | <b>1</b> | <b>2</b> | <b>.375</b> | <b>.299</b> | <b>1</b>  | <b>0</b> | <b>0</b> | <b>0</b> |

| PITCHER          | R/L      | W        | L        | ERA        | G        | GS       | CG       | GF       | SHO      | SV       | IP          | H         | R         | ER        | HR       | HB       | BB        | IBB      | SO        | WP       | BK       | AVG         |
|------------------|----------|----------|----------|------------|----------|----------|----------|----------|----------|----------|-------------|-----------|-----------|-----------|----------|----------|-----------|----------|-----------|----------|----------|-------------|
| Cruz             | R        | 0        | 0        | 0.00       | 2        | 0        | 0        | 0        | 0        | 0        | 2.0         | 1         | 0         | 0         | 0        | 0        | 2         | 1        | 2         | 0        | 0        | .167        |
| Davis            | R        | 0        | 0        | 0.00       | 2        | 0        | 0        | 2        | 0        | 0        | 2.1         | 1         | 0         | 0         | 0        | 0        | 1         | 0        | 1         | 0        | 0        | .125        |
| Gomes            | R        | 0        | 0        | 7.71       | 3        | 0        | 0        | 0        | 0        | 0        | 2.1         | 1         | 2         | 2         | 1        | 0        | 2         | 0        | 3         | 0        | 0        | .125        |
| Hellickson       | R        | 0        | 1        | 6.75       | 1        | 1        | 0        | 0        | 0        | 0        | 4.0         | 4         | 3         | 3         | 3        | 0        | 1         | 0        | 1         | 0        | 0        | .267        |
| Howell           | L        | 0        | 0        | ---        | 1        | 0        | 0        | 0        | 0        | 0        | 0.0         | 1         | 0         | 0         | 0        | 0        | 0         | 0        | 0         | 0        | 0        | 1.000       |
| McGee            | L        | 0        | 0        | 0.00       | 1        | 0        | 0        | 0        | 0        | 0        | 0.1         | 0         | 0         | 0         | 0        | 1        | 0         | 0        | 0         | 0        | 0        | .000        |
| Moore            | L        | 1        | 0        | 0.90       | 2        | 1        | 0        | 0        | 0        | 0        | 10.0        | 3         | 1         | 1         | 1        | 1        | 3         | 0        | 8         | 1        | 0        | .091        |
| Peralta          | R        | 0        | 0        | 0.00       | 3        | 0        | 0        | 2        | 0        | 0        | 2.1         | 1         | 0         | 0         | 0        | 0        | 2         | 0        | 0         | 0        | 0        | .125        |
| Price            | L        | 0        | 1        | 4.05       | 1        | 1        | 0        | 0        | 0        | 0        | 6.2         | 7         | 3         | 3         | 1        | 0        | 1         | 0        | 3         | 1        | 0        | .269        |
| Shields          | R        | 0        | 1        | 12.60      | 1        | 1        | 0        | 0        | 0        | 0        | 5.0         | 8         | 7         | 7         | 0        | 2        | 0         | 0        | 6         | 2        | 0        | .348        |
| <b>Tampa Bay</b> | <b>1</b> | <b>3</b> | <b>4</b> | <b>1.1</b> | <b>4</b> | <b>4</b> | <b>0</b> | <b>4</b> | <b>1</b> | <b>0</b> | <b>35.0</b> | <b>27</b> | <b>16</b> | <b>16</b> | <b>6</b> | <b>4</b> | <b>12</b> | <b>1</b> | <b>24</b> | <b>4</b> | <b>0</b> | <b>.211</b> |
| <b>Opponents</b> | <b>3</b> | <b>1</b> | <b>4</b> | <b>2.5</b> | <b>4</b> | <b>4</b> | <b>0</b> | <b>4</b> | <b>0</b> | <b>3</b> | <b>36.0</b> | <b>33</b> | <b>21</b> | <b>17</b> | <b>7</b> | <b>1</b> | <b>14</b> | <b>0</b> | <b>35</b> | <b>4</b> | <b>0</b> | <b>.236</b> |



DID YOU KNOW?

RUNNIN' RAYS

In 2011, the Rays led the AL in stolen bases for the fourth consecutive year... in the last 50 years, only one other team has done that: the 1987-91 Brewers.

ORGANIZATION COACHES & STAFF 4Q-MAN ROSTER NON-POSTSEASON INVITES RECORDS & HISTORY 2011 Postseason Review YEARLY SUMMARIES OPPONENTS MINOR LEAGUE OPERATIONS BROADCAST INFORMATION TROPICANA FIELD & MISC.



# 2011 ALDS BOX SCORES & NOTES

## GAME 1 | FRIDAY, SEPTEMBER 30 | RAYS 9, RANGERS 0 › (TB LEADS 1-0)

### RANGERS BALLPARK

|           | 1 | 2 | 3 | 4 | 5 | 6 | 7 | 8 | 9 | R | H  | E |
|-----------|---|---|---|---|---|---|---|---|---|---|----|---|
| TAMPA BAY | 0 | 3 | 3 | 0 | 2 | 0 | 0 | 0 | 1 | 9 | 11 | 0 |
| TEXAS     | 0 | 0 | 0 | 0 | 0 | 0 | 0 | 0 | 0 | 0 | 2  | 1 |

### TAMPA BAY

| AB                  | R         | H        | BI        | BB       | SO       |
|---------------------|-----------|----------|-----------|----------|----------|
| Rodriguez, S, SS-2B | 5         | 0        | 0         | 0        | 0        |
| Upton, B, CF        | 4         | 1        | 1         | 0        | 1        |
| Longoria, 3B        | 5         | 1        | 2         | 0        | 2        |
| Zobrist, 2B         | 4         | 2        | 1         | 0        | 2        |
| Brignac, SS         | 0         | 0        | 0         | 0        | 0        |
| Damon, DH           | 5         | 2        | 2         | 3        | 0        |
| Shoppach, C         | 5         | 3        | 3         | 5        | 2        |
| Kotchman, 1B        | 4         | 0        | 0         | 0        | 0        |
| Jennings, LF        | 3         | 0        | 1         | 0        | 1        |
| Joyce, RF           | 4         | 0        | 1         | 1        | 0        |
| <b>TOTALS</b>       | <b>39</b> | <b>9</b> | <b>11</b> | <b>9</b> | <b>2</b> |

**2B:** Upton, B (1). **HR:** Damon (1, Wilson), Shoppach 2 (2, Wilson, Wilson). **RBI:** Damon 3 (3), Joyce (1), Shoppach 5 (5). **Team RISP:** 3-for-10. **Team LOB:** 6.

### TAMPA BAY

| IP             | H          | R        | ER       | BB       | SO       |
|----------------|------------|----------|----------|----------|----------|
| Moore (W, 1-0) | 7.0        | 2        | 0        | 0        | 2        |
| Gomes, B       | 1.0        | 0        | 0        | 0        | 2        |
| Davis, W       | 1.0        | 0        | 0        | 0        | 0        |
| <b>TOTALS</b>  | <b>9.0</b> | <b>2</b> | <b>0</b> | <b>0</b> | <b>2</b> |

**WP:** Moore, Harrison. **HB:** Gentry (by Moore), Zobrist (by Wilson, C). **Umpires:** HP: Mark Carlson, 1B: Kerwin Danley, 2B: Dale Scott, 3B: Greg Gibson, LF: Brian Gorman, RF: Marvin Hudson. **Weather:** 84 degrees, sunny. **Wind:** 3 mph, L to R. **T:** 3:00. **Att:** 50,498.

### TEXAS

| AB                  | R         | H        | BI       | BB       | SO       |
|---------------------|-----------|----------|----------|----------|----------|
| Kinsler, 2B         | 3         | 0        | 0        | 0        | 1        |
| Andrus, SS          | 3         | 0        | 0        | 0        | 1        |
| Hamilton, CF        | 4         | 0        | 2        | 0        | 0        |
| Young, M, 1B        | 4         | 0        | 0        | 0        | 0        |
| Beltre, A, 3B       | 4         | 0        | 0        | 0        | 0        |
| Napoli, C           | 3         | 0        | 0        | 0        | 2        |
| Cruz, N, RF         | 3         | 0        | 0        | 0        | 2        |
| Torrealba, DH       | 3         | 0        | 0        | 0        | 0        |
| Gentry, LF          | 1         | 0        | 0        | 0        | 1        |
| a-Murphy, DV, PH-LF | 1         | 0        | 0        | 0        | 1        |
| <b>TOTALS</b>       | <b>29</b> | <b>0</b> | <b>2</b> | <b>0</b> | <b>2</b> |

**a-**Struck out for Gentry in the 8th. **2B:**

Hamilton (1). **Team RISP:** 0-for-5. **Team LOB:** 5. **E:** Beltre, A (1).

### TEXAS

| IP                 | H          | R         | ER       | BB       | SO       |
|--------------------|------------|-----------|----------|----------|----------|
| Wilson, C (L, 0-1) | 5.0        | 7         | 8        | 6        | 1        |
| Feldman            | 3.0        | 2         | 0        | 0        | 4        |
| Harrison           | 0.2        | 1         | 1        | 1        | 1        |
| Gonzalez, M        | 0.1        | 1         | 0        | 0        | 1        |
| <b>TOTALS</b>      | <b>9.0</b> | <b>11</b> | <b>9</b> | <b>7</b> | <b>2</b> |

### GAME NOTES

+ The 9-0 win was the biggest shutout win in a postseason opener since 1984 when the Cubs beat the Padres, 13-0, in Game 1 of the NLCS...it was the Rays first shutout in the postseason, and tied their most lop-sided postseason victory (9-1 and 13-4 in Games 3 and 4 of the 2008 ALCS vs. Boston)...it was the first time the Rays led in a postseason series since the 2008 ALCS...extended their winning streak to 6 games, including regular season, with 15 HR during the stretch.

+ **Matt Moore** became the youngest starting pitcher (22 years, 104 days) to win his team's first game of the postseason since CIN Gary Nolan (22, 129) in the 1970 NLCS...Moore's one career start was the fewest by a Game 1 postseason starter in major league history...according to Elias, he was the first rookie starter to do this since NYY Jim Beattie over KC in the 1978 ALCS opener...became the first rookie in ML history to pitch at least 7 innings and allow no runs and 2 hits or less in a postseason game since NYY Waite Hoyt (22, 27) in the 1921 World Series (Game 2 vs. NYG).

+ **Kelly Shoppach** became the 7th catcher all-time to hit 2 HR in a postseason game, and 2nd to do so while catching a shutout...the other was NYY Yogi Berra in Game 7 of the 1956 World Series...joined CIN Johnny Bench (Game 4, 1976 World Series) as the only catchers with 2 HR and 5 RBI in a postseason game...tied the single-game postseason club records for HR (prev. Upton and Longoria in the 2008 ALDS) and RBI (prev. Aybar in Game 4 of the 2008 ALCS).

+ The shutout by Moore (age 22), **Brandon Gomes** (27) and **Wade Davis** (26) marked the first time in ML history that 3 or more pitchers, all under the age of 28, combined on a postseason shutout.



### DID YOU KNOW?

## FIRST-OF-ITS-KIND HGH TESTING

Under the new labor agreement, Major League Baseball is the first American professional sports league to conduct blood testing for Human Growth Hormone (hGH). Starting in 2012, all players will be tested during spring training and are subject to hGH blood testing for reasonable cause at all times during the year. Starting with the 2012-13 offseason, players will be subject to random, unannounced testing for hGH. MLB and the MLBPA also have agreed on a process to jointly study the possibility of expanding blood testing to include in-season collections. In July 2010, MLB had become the first American professional sports league to conduct blood testing for hGH, starting with minor league players. In August 2011, a minor league player—former major leaguer Mike Jacobs—tested positive for hGH, the first known positive test of a North American pro athlete.

GAME 2 | SATURDAY, OCTOBER 1 | RANGERS 8, RAYS 6 › (TIED 1-1)

| RANGERS BALLPARK |  | 1 | 2 | 3 | 4 | 5 | 6 | 7 | 8 | 9 | R | H  | E |
|------------------|--|---|---|---|---|---|---|---|---|---|---|----|---|
| TAMPA BAY        |  | 1 | 0 | 0 | 2 | 0 | 0 | 3 | 0 | 0 | 6 | 9  | 0 |
| TEXAS            |  | 0 | 0 | 0 | 5 | 0 | 2 | 0 | 1 | X | 8 | 10 | 1 |

| TAMPA BAY  | AB        | R          | H        | BI        | BB       | SO       | TEXAS   | AB        | R        | H         | BI        | BB        | SO        |          |  |
|--|-----------|------------|----------|-----------|----------|----------|---|-----------|----------|-----------|-----------|-----------|-----------|----------|--|
| Jennings, LF   | 4         | 1          | 1        | 0         | 1        | 0        | Kinsler, 2B   | 5         | 0        | 2         | 2         | 0         | 0         |          |  |
| Upton, B, CF   | 4         | 2          | 3        | 0         | 1        | 0        | Andrus, SS  | 4         | 1        | 0         | 0         | 0         | 1         |          |  |
| Longoria, 3B   | 4         | 1          | 1        | 3         | 1        | 1        | Hamilton, CF-LF   | 3         | 1        | 1         | 0         | 1         | 0         |          |  |
| Zobrist, 2B  | 5         | 0          | 1        | 0         | 0        | 0        | Young, M, DH  | 4         | 1        | 2         | 0         | 0         | 1         |          |  |
| Damon, DH  | 4         | 0          | 1        | 0         | 0        | 1        | Beltre, A, 3B   | 3         | 1        | 0         | 1         | 0         | 1         |          |  |
| Shoppach, C  | 1         | 0          | 0        | 1         | 1        | 0        | Napoli, C   | 4         | 2        | 2         | 2         | 0         | 0         |          |  |
| a-Jaso, PH-C   | 2         | 0          | 0        | 0         | 0        | 1        | Cruz, N, RF   | 4         | 1        | 1         | 0         | 0         | 3         |          |  |
| Rodriguez, S, SS   | 3         | 0          | 0        | 0         | 0        | 0        | Murphy, Dv, LF  | 2         | 0        | 1         | 0         | 0         | 1         |          |  |
| b-Fuld, PH-RF  | 1         | 0          | 0        | 0         | 0        | 0        | a-Gentry, PH-CF   | 1         | 0        | 0         | 0         | 0         | 0         |          |  |
| Kotchman, 1B   | 4         | 1          | 1        | 0         | 0        | 0        | Moreland, 1B  | 3         | 1        | 1         | 2         | 0         | 0         |          |  |
| Joyce, RF  | 4         | 1          | 2        | 0         | 1        | 0        | <b>TOTALS</b>   | <b>33</b> | <b>8</b> | <b>10</b> | <b>7</b>  | <b>1</b>  | <b>8</b>  |          |  |
| Brignac, SS  | 0         | 0          | 0        | 0         | 0        | 0        | a-Hit a sacrifice bunt for Murphy, Dv in the 6th. <b>2B:</b> Kinsler (1). <b>HR:</b> Moreland (1, Gomes). <b>RBI:</b> Beltre, A (1), Napoli (2), Moreland (2), Kinsler (2). <b>SAC:</b> Gentry (off McGehee). <b>Team RISP:</b> 3-for-9. <b>Team LOB:</b> 6. E: Holland, D (1). |           |          |           |           |           |           |          |  |
| <b>TOTALS</b>  | <b>36</b> | <b>6</b>   | <b>9</b> | <b>6</b>  | <b>4</b> | <b>4</b> | <b>TEXAS</b>  | <b>IP</b> | <b>H</b> | <b>R</b>  | <b>ER</b> | <b>BB</b> | <b>SO</b> |          |  |
| a-Struck out for Shoppach in the 6th. b-Lined out for Rodriguez, S in the 8th. <b>2B:</b> Upton, B (2) (3). Jennings (1), Kotchman (1). <b>HR:</b> Joyce (1) (1), Holland, Longoria (1), Uehara. <b>RBI:</b> Shoppach (6), Joyce (2) (3), Longoria (3) (3). <b>Team RISP:</b> 3-for-9. <b>Team LOB:</b> 7. <b>CS:</b> Upton, B (1). <b>DP:</b> (Zobrist-Kotchman). |           | TAMPA BAY  |          | IP        |          | H        |   | R         |          | ER        |           | BB        |           | SO       |  |
| Shields (L, 0-1)   |           | 5.0        |          | 8         |          | 7        |   | 7         |          | 0         |           | 6         |           | 6        |  |
| McGehee  |           | 0.1        |          | 0         |          | 0        |   | 0         |          | 0         |           | 0         |           | 0        |  |
| Cruz, J  |           | 0.2        |          | 1         |          | 0        |   | 0         |          | 1         |           | 0         |           | 1        |  |
| Gomes, B   |           | 1.1        |          | 1         |          | 1        |   | 1         |          | 0         |           | 0         |           | 1        |  |
| Peralta, Jo  |           | 0.2        |          | 0         |          | 0        |   | 0         |          | 0         |           | 0         |           | 0        |  |
| <b>TOTALS</b>  |           | <b>8.0</b> |          | <b>10</b> |          | <b>8</b> |   | <b>8</b>  |          | <b>1</b>  |           | <b>8</b>  |           | <b>8</b> |  |

Shields pitched to 2 batters in the 6th. Uehara pitched to 3 batters in the 7th. **IBB:** off Cruz, J 1 (Hamilton). **WP:** Shields 2, Holland, D. **HB:** Andrus (by Shields), Beltre, A (by Shields), Moreland (by McGehee). **Umpires:** HP: Kerwin Danley, 1B: Dale Scott, 2B: Greg Gibson, 3B: Brian Gorman, LF: Marvin Hudson, RF: Mark Carlson. **Weather:** 83 degrees, clear. **Wind:** 2 mph, Varies. **T:** 3:28. **Att:** 51,351.

GAME NOTES

- + The Rays 6-game win streak, which dated back to the regular season, was snapped... the loss also marked the first time the Rays lost when scoring 5 runs or more since a 7-5 defeat on July 25 at OAK, snapping a streak of 31 straight wins when scoring 5 or more... it was the longest such streak in the majors this season.
- + **Matt Joyce** and **Evan Longoria** each connected for home runs, giving the Rays 17 over their last 7 games, including the regular season...Longoria surpassed **B.J. Upton** and became the Rays all-time postseason leader in home runs with 8 after he connected off Koji Uehara in the 8th inning... Longoria hit his 8th postseason home in his 23rd postseason game, tying Mickey Mantle, Albert Pujols and Duke Snider, and only 9 players in postseason history reached 8 home runs in fewer games...Longoria moved to 4th all-time in postseason home runs before the age of 26, trailing Pujols (10), Mantle (9) and Manny Ramirez (9).
- + **James Shields** allowed 5 runs in the 4th inning, the most in a single inning by a pitcher in Rays postseason history...Shields also hit two batters in the frame, tying his own single-inning record...hit two batters in consecutive postseason starts (also 2010 ALDS Game 2 vs. TEX)

GAME 3 | MONDAY, OCTOBER 3 | RANGERS 4, RAYS 3 › (TEX LEADS, 2-1)

| TROPICANA FIELD |  | 1 | 2 | 3 | 4 | 5 | 6 | 7 | 8 | 9 | R | H | E |
|-----------------|--|---|---|---|---|---|---|---|---|---|---|---|---|
| TEXAS           |  | 0 | 0 | 0 | 0 | 0 | 0 | 4 | 0 | 0 | 4 | 9 | 0 |
| TAMPA BAY       |  | 0 | 0 | 0 | 1 | 0 | 0 | 1 | 1 | 0 | 3 | 6 | 0 |

| TAMPA BAY   | AB        | R          | H        | BI       | BB       | SO       | TAMPA BAY             | AB       | R | H        | BI | BB       | SO |          |  |
|---|-----------|------------|----------|----------|----------|----------|-----------------------|----------|---|----------|----|----------|----|----------|--|
| Kinsler, 2B   | 4         | 1          | 1        | 0        | 1        | 1        | Jennings, LF          | 4        | 2 | 2        | 2  | 0        | 0  |          |  |
| Andrus, SS  | 4         | 0          | 2        | 0        | 1        | 1        | Upton, B, CF          | 2        | 0 | 0        | 0  | 2        | 1  |          |  |
| Hamilton, LF  | 4         | 0          | 1        | 2        | 0        | 0        | Longoria, 3B          | 3        | 0 | 0        | 0  | 1        | 3  |          |  |
| Young, M, DH  | 4         | 0          | 0        | 0        | 0        | 1        | Joyce, RF             | 3        | 0 | 0        | 0  | 1        | 1  |          |  |
| Beltre, A, 3B   | 4         | 1          | 1        | 0        | 0        | 0        | Damon, DH             | 4        | 1 | 1        | 0  | 2        | 0  |          |  |
| Napoli, C   | 3         | 1          | 2        | 2        | 1        | 0        | Zobrist, 2B           | 4        | 0 | 1        | 0  | 1        | 1  |          |  |
| Cruz, N, RF   | 4         | 0          | 0        | 0        | 0        | 0        | Kotchman, 1B          | 4        | 0 | 1        | 0  | 0        | 0  |          |  |
| Moreland, 1B  | 4         | 0          | 0        | 0        | 0        | 1        | Jaso, C               | 2        | 0 | 0        | 0  | 0        | 0  |          |  |
| Gentry, CF  | 3         | 1          | 2        | 0        | 0        | 1        | a-Rodriguez, S, PH-SS | 2        | 0 | 1        | 0  | 0        | 0  |          |  |
| <b>TOTALS</b>   | <b>34</b> | <b>4</b>   | <b>9</b> | <b>4</b> | <b>4</b> | <b>4</b> | Brignac, SS           | 1        | 0 | 0        | 0  | 1        | 0  |          |  |
| 2B: Kinsler (2). <b>HR:</b> Napoli (1, Price). <b>RBI:</b> Napoli 2 (4), Hamilton 2 (2). <b>Team RISP:</b> 2-for-8. <b>Team LOB:</b> 7. <b>SB:</b> Gentry 2 (2), Kinsler (1), Napoli (1). <b>CS:</b> Gentry (1), Andrus (1). <b>DP:</b> (Beltre, A-Kinsler-Moreland). |           | TAMPA BAY  |          | IP       |          | H        |                       | R        |   | ER       |    | BB       |    | SO       |  |
| Lewis, C (W, 1-0)   |           | 6.0        |          | 1        |          | 1        |                       | 1        |   | 2        |    | 6        |    | 6        |  |
| Oliver  |           | 0.1        |          | 3        |          | 1        |                       | 1        |   | 0        |    | 0        |    | 0        |  |
| Ogando  |           | 0.2        |          | 0        |          | 0        |                       | 0        |   | 0        |    | 0        |    | 0        |  |
| Adams, M  |           | 0.1        |          | 1        |          | 1        |                       | 3        |   | 0        |    | 0        |    | 0        |  |
| Gonzalez, M   |           | 0.1        |          | 0        |          | 0        |                       | 0        |   | 1        |    | 0        |    | 0        |  |
| Feliz (S, 2)  |           | 1.1        |          | 1        |          | 0        |                       | 0        |   | 0        |    | 0        |    | 0        |  |
| <b>TOTALS</b>   |           | <b>9.0</b> |          | <b>6</b> |          | <b>3</b> |                       | <b>5</b> |   | <b>8</b> |    | <b>5</b> |    | <b>8</b> |  |

Gomes, B pitched to 2 batters in the 7th. Howell pitched to 1 batter in the 7th. **WP:** Lewis, C, Feliz, Price. **Umpires:** HP: Dale Scott, 1B: Greg Gibson, 2B: Brian Gorman, 3B: Marvin Hudson, LF: Mark Carlson, RF: Kerwin Danley. **Weather:** 72 degrees, dome. **Wind:** Indoors. **T:** 3:51. **Att:** 32,828.

GAME NOTES

- + The Rays lost their 4th straight postseason home game, dating back to 2010, and all at the hands of Texas...this despite a 20-9 regular-season record at home vs. Texas since 2005...the Rays went 1-for-8 with RISP...Tropicana Field sold out for the 12th time in 12 postseason games all-time.
- + **Desmond Jennings** became just the 7th rookie all-time to have a multi-home run game in the postseason, and the first to do so from the leadoff spot...Jennings became only the third player in the last decade under the age of 25 to record a multi-homer game in the playoffs, joining two other Rays (**Evan Longoria** in ALDS Game 1 on Oct 2, **2008** vs. CWS and **B.J. Upton** in ALDS Game 4 on Oct 6, 2008 at CWS)...his first home run, coming in the 4th inning, gave the Rays their first-ever lead against the Rangers in the playoffs at home...his 2 HR gave the Rays 19 HR over their last 8 games, including regular and postseason, their most over an 8-game stretch since 2009.
- + **David Price** held the Rangers scoreless through 6 innings but remained winless in 3 career postseason starts and winless in 9 career starts vs. Texas (regular and postseason), falling to 0-6 with a 5.30 ERA (52.2-IP, 31-ER)...the 6 losses came consecutively in his last 6 starts...he allowed three hits in the 7th inning, including a 2-run home run by Mike Napoli.

ORGANIZATION  
COACHES & STAFF  
40-MAN ROSTER  
NON-ROSTER INVITES  
RECORDS & HISTORY  
2011 ALDS Box Scores & Notes  
YEARLY SUMMARIES  
OPPONENTS  
MINOR LEAGUE OPERATIONS  
BROADCAST INFORMATION  
TROPICANA FIELD & MISCELLANEOUS

## GAME 4 | TUESDAY, OCTOBER 4 | RANGERS 4, RAYS 3 › [TEX WINS, 3-1]

### TROPICANA FIELD

|           | 1 | 2 | 3 | 4 | 5 | 6 | 7 | 8 | 9 | R | H | E |
|-----------|---|---|---|---|---|---|---|---|---|---|---|---|
| TEXAS     | 1 | 1 | 0 | 1 | 0 | 0 | 1 | 0 | 0 | 4 | 6 | 0 |
| TAMPA BAY | 0 | 1 | 0 | 1 | 0 | 0 | 0 | 0 | 1 | 3 | 7 | 0 |

| TEXAS           | AB        | R        | H        | BI       | BB       | SO       |
|-----------------|-----------|----------|----------|----------|----------|----------|
| Kinsler, 2B     | 4         | 1        | 1        | 1        | 1        | 1        |
| Andrus, SS      | 3         | 0        | 0        | 0        | 1        | 0        |
| Hamilton, CF-LF | 4         | 0        | 0        | 0        | 0        | 0        |
| Young, M, DH    | 3         | 0        | 0        | 0        | 1        | 0        |
| Beltre, A, 3B   | 4         | 3        | 3        | 3        | 0        | 0        |
| Napoli, C       | 4         | 0        | 1        | 0        | 2        | 2        |
| Cruz, N, RF     | 4         | 0        | 0        | 0        | 0        | 0        |
| Murphy, Dv, LF  | 3         | 0        | 1        | 0        | 1        | 1        |
| 1-Gentry, PR-CF | 0         | 0        | 0        | 0        | 0        | 0        |
| Moreland, 1B    | 3         | 0        | 0        | 0        | 1        | 0        |
| <b>TOTALS</b>   | <b>32</b> | <b>4</b> | <b>6</b> | <b>4</b> | <b>5</b> | <b>4</b> |

1-Ran for Murphy, Dv in the 9th. **HR:** Kinsler (1, Hellickson), Beltre, A 3 (3, Hellickson; Hellickson; Moore). **RBI:** Kinsler (3), Beltre, A 3 (4). **GIDP:** Cruz, N. **Team RISP:** 0-for-2. **Team LOB:** 6.

| TEXAS             | IP         | H        | R        | ER       | BB       | SO        |
|-------------------|------------|----------|----------|----------|----------|-----------|
| Harrison (W, 1-0) | 5.0        | 5        | 2        | 2        | 2        | 9         |
| Holland, D        | 1.1        | 1        | 0        | 0        | 0        | 0         |
| Adams, M          | 0.2        | 0        | 0        | 0        | 0        | 1         |
| Ogando            | 1.0        | 0        | 0        | 0        | 0        | 1         |
| Feliz (S, 3)      | 1.0        | 1        | 1        | 1        | 1        | 1         |
| <b>TOTALS</b>     | <b>9.0</b> | <b>7</b> | <b>3</b> | <b>3</b> | <b>3</b> | <b>12</b> |

**Umpires:** HP: Greg Gibson, 1B: Brian Gorman, 2B: Marvin Hudson, 3B: Mark Carlson, LF: Kerwin Danley, RF: Dale Scott. **Weather:** 72 degrees, dome. **Wind:** Indoors. **T:** 3:05. **Att:** 28,299.

| TAMPA BAY        | AB        | R        | H        | BI       | BB       | SO        |
|------------------|-----------|----------|----------|----------|----------|-----------|
| Jennings, LF     | 4         | 0        | 1        | 0        | 1        | 1         |
| Upton, B, CF     | 4         | 0        | 0        | 0        | 0        | 3         |
| Longoria, 3B     | 4         | 0        | 0        | 0        | 0        | 2         |
| Zobrist, 2B      | 4         | 0        | 1        | 0        | 0        | 1         |
| Damon, DH        | 4         | 0        | 0        | 0        | 0        | 0         |
| Shoppach, C      | 3         | 0        | 1        | 0        | 0        | 2         |
| a-Fuld, PH       | 1         | 0        | 0        | 0        | 0        | 1         |
| Rodriguez, S, SS | 2         | 3        | 1        | 0        | 2        | 0         |
| Kotchman, 1B     | 4         | 0        | 2        | 2        | 0        | 1         |
| 1-Johnson, E, PR | 0         | 0        | 0        | 0        | 0        | 0         |
| Joyce, RF        | 4         | 0        | 1        | 1        | 0        | 1         |
| <b>TOTALS</b>    | <b>34</b> | <b>3</b> | <b>7</b> | <b>3</b> | <b>3</b> | <b>12</b> |

a-Struck out for Shoppach in the 9th. 1-Ran for Kotchman in the 9th. 2B: Joyce (1), Rodriguez, S (1). **RBI:** Joyce (4), Kotchman 2 (2). **Team RISP:** 2-for-4. **Team LOB:** 7. **DP:** (Zobrist-Rodriguez, S-Kotchman).

| TAMPA BAY           | IP         | H        | R        | ER       | BB       | SO       |
|---------------------|------------|----------|----------|----------|----------|----------|
| Hellickson (L, 0-1) | 4.0        | 4        | 3        | 3        | 1        | 1        |
| Moore               | 3.0        | 1        | 1        | 1        | 1        | 2        |
| Peralta, Jo         | 0.2        | 0        | 0        | 0        | 2        | 0        |
| Davis, W            | 1.1        | 1        | 0        | 0        | 1        | 1        |
| <b>TOTALS</b>       | <b>9.0</b> | <b>6</b> | <b>4</b> | <b>4</b> | <b>5</b> | <b>4</b> |

### GAME NOTES

- + The Rays were eliminated from postseason play by the Rangers in the ALDS for a second straight season, despite outscoring Texas 21-16 over the 4 games...the loss was their 5th consecutive postseason loss at home, dating back to 2010, with all of them coming at the hands of the Rangers...over the last two seasons, the visiting team won 8 of the 9 ALDS games between the Rays and Rangers, with the exception of Texas' Game 2 victory at Rangers Ballpark in Arlington.
- + **Jeremy Hellickson** lasted only 4 innings, the shortest start of his career...his 3 HR allowed (one to Ian Kinsler and two to Adrian Beltre) were a career high.
- + **Evan Longoria** and **B.J. Upton** combined to go 0-for-13 with 9 strikeouts in Games 3 and 4 after going 7-for-18 in Games 1 and 2...after hitting a 3-run home run in the 7th inning of Game 2, Longoria went 0-for-8 with 5 strikeouts in Games 3 and 4...**Sean Rodriguez** scored all 3 runs for the Rays, including their first in the 2nd inning, when he collided with Mike Napoli at the plate and jarred loose the relay throw.
- + Adrian Beltre became only the 6th player in postseason history to hit 3 HR in a postseason game, only the 2nd right-handed hitter to accomplish it and the first to hit 3 HR in a Division Series game.
- + With an attendance of 28,299, the game marked the first non-sellout in Rays postseason history at Tropicana Field.



DID YOU KNOW?

## THE BEST 0-6 TEAM IN A.L. HISTORY

The 2011 Rays became the third major league team and first AL team to advance to the postseason after starting the season 0-6 and just the second major league team to advance to the postseason after starting 1-8... the 1995 Reds won the NL Central after going 0-6 and 1-8...the 1974 Pirates won the NL East after going 0-6.

# 2010 POSTSEASON REVIEW

## 2010 POSTSEASON

The Rays won their second American League East Division Championship in a span of three years... since the current divisional format was adopted in 1994, the Rays joined the Yankees as the only teams to win two AL East championships in a full 162-game season...with 96 wins, the Rays led the AL in wins for the first time and finished 2nd in the majors to Philadelphia's 97...in addition, the Rays became:

- + The first team in major league history to endure 10 straight losing seasons, then make the post-season two of the next three seasons.
- + The first team to average 90-plus wins over three consecutive seasons after 10 straight losing seasons.
- + The fourth team to average 90-plus wins over three seasons after averaging 90-plus losses the three previous seasons, joining the 1988-93 Atlanta Braves, 1975-80 Milwaukee Brewers and 1996-2001 Oakland A's.

## RANGERS DEFEAT RAYS IN ALDS

Marked the first postseason series in baseball history in which the road team won every game... Rangers became the first team in history to win 3 road games in any 5-game postseason series (LDS or LCS)...it was the first ALDS to reach 5 games in five years—since the Angels won at home over the Yankees in 2005.

### ALDS vs. TEXAS (RANGERS WIN 3-2)

| DATE  | SCORE  | WINNER | LOSER   | ATT.   |
|-------|--------|--------|---------|--------|
| 10/6  | L, 1-5 | Lee    | Price   | 35,474 |
| 10/7  | L, 0-6 | Wilson | Shields | 35,535 |
| 10/9  | W, 6-3 | Benoit | Oliver  | 51,746 |
| 10/10 | W, 5-2 | Davis  | Hunter  | 49,218 |
| 10/12 | L, 1-5 | Lee    | Price   | 41,845 |

BOLD INDICATES HOME GAME

- + Rays became just the third major league team in a 5-game series to force a 5th game after losing the first 2 games of the series at home...the 1981 Brewers lost the first 2 at home, then went to New York where they won the next 2 in the ALDS, then lost Game 5...a division series was necessary that year due to the split season...the other team to do it was the 2001 Yankees who lost the first 2 games at home, won two at Oakland, then returned home to win Game 5.
- + Rays became just the 11th team to force a 5th game in 5-game series after losing the first 2

games (home or road)...of the 11 teams to do it, seven went on to win Game 5...Rays were the first team in the last 28 years to force a Game 5 after an 0-2 start and lose Game 5...of the six clubs to do it previously, all six won Game 5.



SKIP MILLOS

## DAVID PRICE AND CLIFF LEE

**David Price** totaled 14 SO and 0 BB in the series... **Lee** had 21 SO with 0 BB...no pitchers in baseball history have totaled more SO without allowing a BB in a postseason series than Lee and Price... ATL Kevin Millwood (14-SO, 0-BB) was the previous best.

- + Price lost to Lee twice at home in the series with a 4.97 ERA (12.2-IP, 7-ER) after going 9-2 with a 1.96 ERA (14.2-IP, 25-ER) at home during the regular season...prior to this series he was 4-0 with a 1.79 ERA (45.1-IP, 9-ER) in 7 starts vs. former Cy Young Award winners, and the Rays won all 7 games.
- + Lee set an ALDS record with 21 SO and tied SD Kevin Brown (1998) for the overall LDS record... Rangers pitching set a Division Series record with 55 strikeouts, topping the 1998 Padres (49 SO vs. Houston)...the 2001 Indians (48 vs. Seattle) held the previous ALDS record...the Rangers staff posted a 2.40 ERA (45-IP, 12-ER) including a 1.15 ERA (31.1-IP, 4-ER) by Rangers starters.
- + The battery of Wade Davis and John Jaso marked the first time in 63 years that a team started a rookie pitcher and a rookie catcher in a postseason win—in Game 7 of the 1947 World Series, the Yankees defeated the Brooklyn Dodgers, 5-2...the starting pitcher was rookie RH Spec Shea...the catcher was Lawrence Peter Berra.
- + Carlos Peña became the first player in history with a single, double, triple and home run in 4 consecutive postseason at-bats (last two AB of Game 3 and first two of Game 4).

## 2010 POSTSEASON ROSTER

## Manager

70 Joe Maddon

## Coaches

46 Stan Boroski  
(Asst. Pitching)  
6 Tom Foley (3B)  
25 George Hendrick (1B)  
48 Jim Hickey (Pitching)  
4 Dave Martinez (Bench)  
7 Bobby Ramos  
(Bulpen)  
17 Derek Shelton  
(Hitting)  
62 Don Zimmer  
(Sr. Advisor)

## Pitchers

50 Grant Balfour (R)  
53 Joaquin Benoit (R)  
36 Randy Choate (L)  
40 Wade Davis (R)  
22 Matt Garza (R)  
34 Jeff Niemann (R)  
14 David Price (L)  
55 Chad Qualls (R)  
33 James Shields (R)  
29 Rafael Soriano (R)  
35 Dan Wheeler (R)

## Catchers

28 John Jaso  
10 Kelly Shoppach

## Infielders

16 Willy Aybar\*  
8 Jason Bartlett  
15 Reid Brignac  
24 Dan Johnson  
3 Evan Longoria  
23 Carlos Peña  
1 Sean Rodriguez

## Outfielders

5 Rocco Baldelli  
13 Carl Crawford  
27 Desmond Jennings  
20 Matt Joyce  
2 B.J. Upton  
18 Ben Zobrist

## Training Staff

Ron Porterfield  
(Head Athletic Trainer)  
Paul Harker  
(Asst. Athletic Trainer)  
Nick Paparesta  
(Asst. Athletic Trainer)  
Kevin Barr  
(Strength & Cond. Coord.)

## Video Coordinator

Chris Fernandez

## Bulpen Catcher

77 Scott Cursi

\*REPLACED INJURED ROCCO  
BALDELLI ON ALDS ROSTER  
PRIOR TO GAME 2

## 2010 RAYS ALDS STATISTICS

| PLAYER           | AVG         | G        | AB         | R         | H         | TB        | 2B        | 3B       | HR       | RBI       | SH       | SF       | HP       | BB        | IBB      | SO        | SB       | CS       | DP       | E        | SLG         | OBP         | PINCH HIT |          |          |          |
|------------------|-------------|----------|------------|-----------|-----------|-----------|-----------|----------|----------|-----------|----------|----------|----------|-----------|----------|-----------|----------|----------|----------|----------|-------------|-------------|-----------|----------|----------|----------|
|                  |             |          |            |           |           |           |           |          |          |           |          |          |          |           |          |           |          |          |          |          |             |             | AB        | H        | HR       | RBI      |
| Aybar            | .167        | 3        | 6          | 0         | 1         | 2         | 1         | 0        | 0        | 0         | 0        | 0        | 0        | 0         | 0        | 2         | 0        | 0        | 0        | 0        | .333        | .167        | 2         | 0        | 0        | 0        |
| Baldelli         | .000        | 1        | 3          | 0         | 0         | 0         | 0         | 0        | 0        | 0         | 0        | 0        | 0        | 0         | 0        | 2         | 0        | 0        | 0        | 0        | .000        | .000        | 0         | 0        | 0        | 0        |
| Bartlett         | .400        | 5        | 15         | 0         | 6         | 7         | 1         | 0        | 0        | 0         | 0        | 0        | 1        | 1         | 0        | 1         | 0        | 0        | 0        | 0        | .467        | .471        | 1         | 0        | 0        | 0        |
| Brignac          | .000        | 2        | 3          | 0         | 0         | 0         | 0         | 0        | 0        | 0         | 0        | 0        | 0        | 0         | 0        | 3         | 0        | 0        | 0        | 0        | .000        | .000        | 0         | 0        | 0        | 0        |
| Crawford         | .143        | 5        | 21         | 1         | 3         | 6         | 0         | 0        | 1        | 1         | 0        | 0        | 0        | 0         | 0        | 4         | 1        | 0        | 1        | 0        | .286        | .143        | 0         | 0        | 0        | 0        |
| Jaso             | .300        | 3        | 10         | 0         | 3         | 3         | 0         | 0        | 0        | 1         | 0        | 0        | 0        | 1         | 0        | 2         | 0        | 0        | 0        | 0        | .300        | .364        | 1         | 1        | 0        | 0        |
| Jennings         | .000        | 2        | 2          | 1         | 0         | 0         | 0         | 0        | 0        | 0         | 0        | 0        | 0        | 0         | 0        | 1         | 0        | 0        | 0        | 0        | .000        | .000        | 0         | 0        | 0        | 0        |
| Johnson          | .222        | 5        | 9          | 1         | 2         | 3         | 1         | 0        | 0        | 0         | 0        | 0        | 0        | 3         | 0        | 4         | 0        | 0        | 1        | 0        | .333        | .417        | 0         | 0        | 0        | 0        |
| Joyce            | .222        | 4        | 9          | 0         | 2         | 2         | 0         | 0        | 0        | 0         | 0        | 0        | 0        | 0         | 0        | 4         | 1        | 0        | 0        | 0        | .222        | .222        | 2         | 0        | 0        | 0        |
| Longoria         | .200        | 5        | 20         | 2         | 4         | 9         | 2         | 0        | 1        | 2         | 0        | 0        | 1        | 0         | 4        | 0         | 0        | 0        | 0        | 2        | .450        | .238        | 0         | 0        | 0        | 0        |
| Peña             | .286        | 4        | 14         | 4         | 4         | 10        | 1         | 1        | 1        | 4         | 0        | 0        | 0        | 3         | 0        | 7         | 0        | 0        | 0        | 0        | .714        | .412        | 0         | 0        | 0        | 0        |
| Rodriguez        | .200        | 4        | 10         | 2         | 2         | 2         | 0         | 0        | 0        | 0         | 0        | 0        | 0        | 0         | 0        | 5         | 0        | 0        | 0        | 1        | .200        | .200        | 1         | 0        | 0        | 0        |
| Shoppach         | .000        | 3        | 9          | 0         | 0         | 0         | 0         | 0        | 0        | 0         | 0        | 0        | 0        | 1         | 0        | 3         | 0        | 0        | 0        | 1        | .000        | .100        | 0         | 0        | 0        | 0        |
| Upton            | .190        | 5        | 21         | 0         | 4         | 6         | 2         | 0        | 0        | 2         | 0        | 0        | 0        | 0         | 0        | 7         | 2        | 0        | 0        | 0        | .286        | .190        | 0         | 0        | 0        | 0        |
| Zobrist          | .300        | 5        | 20         | 2         | 6         | 11        | 2         | 0        | 1        | 2         | 0        | 0        | 0        | 2         | 0        | 6         | 0        | 0        | 0        | 0        | .550        | .364        | 0         | 0        | 0        | 0        |
| <b>Tampa Bay</b> | <b>.215</b> | <b>5</b> | <b>172</b> | <b>13</b> | <b>37</b> | <b>61</b> | <b>10</b> | <b>1</b> | <b>4</b> | <b>12</b> | <b>0</b> | <b>0</b> | <b>1</b> | <b>12</b> | <b>0</b> | <b>55</b> | <b>4</b> | <b>0</b> | <b>2</b> | <b>5</b> | <b>.355</b> | <b>.270</b> | <b>7</b>  | <b>1</b> | <b>0</b> | <b>0</b> |
| <b>Opponents</b> | <b>.253</b> | <b>5</b> | <b>174</b> | <b>21</b> | <b>44</b> | <b>76</b> | <b>8</b>  | <b>0</b> | <b>8</b> | <b>19</b> | <b>0</b> | <b>0</b> | <b>2</b> | <b>6</b>  | <b>0</b> | <b>38</b> | <b>6</b> | <b>1</b> | <b>6</b> | <b>5</b> | <b>.437</b> | <b>.286</b> | <b>1</b>  | <b>0</b> | <b>0</b> | <b>0</b> |

| PITCHER          | R/L | W        | L        | ERA         | G        | GS       | CG       | GF       | SHO      | SV       | IP          | H         | R         | ER        | HR       | HB       | BB        | IBB      | SO        | WP       | BK       | AVG         |
|------------------|-----|----------|----------|-------------|----------|----------|----------|----------|----------|----------|-------------|-----------|-----------|-----------|----------|----------|-----------|----------|-----------|----------|----------|-------------|
| Balfour          | R   | 0        | 0        | 0.00        | 3        | 0        | 0        | 1        | 0        | 0        | 3.2         | 2         | 0         | 0         | 0        | 0        | 0         | 0        | 1         | 0        | 0        | .167        |
| Benoit           | R   | 1        | 0        | 0.00        | 3        | 0        | 0        | 0        | 0        | 0        | 3.2         | 0         | 0         | 0         | 0        | 0        | 0         | 0        | 3         | 0        | 0        | .000        |
| Choate           | L   | 0        | 0        | 0.00        | 3        | 0        | 0        | 0        | 0        | 0        | 1.0         | 0         | 0         | 0         | 0        | 0        | 0         | 0        | 0         | 0        | 0        | .000        |
| Davis            | R   | 1        | 0        | 3.60        | 1        | 1        | 0        | 0        | 0        | 0        | 5.0         | 7         | 2         | 2         | 1        | 0        | 3         | 0        | 7         | 0        | 0        | .333        |
| Garza            | R   | 0        | 0        | 1.50        | 1        | 1        | 0        | 0        | 0        | 0        | 6.0         | 5         | 2         | 1         | 1        | 0        | 2         | 0        | 4         | 0        | 0        | .227        |
| Niemann          | R   | 0        | 0        | 0.00        | 1        | 0        | 0        | 1        | 0        | 0        | 3.0         | 1         | 0         | 0         | 0        | 1        | 0         | 0        | 4         | 0        | 0        | .125        |
| Price            | L   | 0        | 2        | 4.97        | 2        | 2        | 0        | 0        | 0        | 0        | 12.2        | 17        | 8         | 7         | 2        | 0        | 0         | 0        | 14        | 0        | 0        | .309        |
| Qualls           | R   | 0        | 0        | 10.80       | 2        | 0        | 0        | 0        | 0        | 0        | 1.2         | 4         | 2         | 2         | 1        | 0        | 0         | 0        | 0         | 0        | 0        | .444        |
| Shields          | R   | 0        | 1        | 8.31        | 1        | 1        | 0        | 0        | 0        | 0        | 4.1         | 4         | 4         | 4         | 1        | 2        | 0         | 0        | 2         | 0        | 0        | .235        |
| Soriano          | R   | 0        | 0        | 9.00        | 3        | 0        | 0        | 3        | 0        | 1        | 3.0         | 4         | 3         | 3         | 2        | 0        | 0         | 0        | 1         | 0        | 0        | .308        |
| Wheeler          | R   | 0        | 0        | 0.00        | 1        | 0        | 0        | 0        | 0        | 0        | 1.0         | 0         | 0         | 0         | 0        | 0        | 0         | 0        | 2         | 0        | 0        | .000        |
| <b>Tampa Bay</b> |     | <b>2</b> | <b>3</b> | <b>3.80</b> | <b>5</b> | <b>5</b> | <b>0</b> | <b>5</b> | <b>0</b> | <b>1</b> | <b>45.0</b> | <b>44</b> | <b>21</b> | <b>19</b> | <b>8</b> | <b>2</b> | <b>6</b>  | <b>0</b> | <b>38</b> | <b>0</b> | <b>0</b> | <b>.253</b> |
| <b>Opponents</b> |     | <b>3</b> | <b>2</b> | <b>2.40</b> | <b>5</b> | <b>5</b> | <b>1</b> | <b>4</b> | <b>1</b> | <b>0</b> | <b>45.0</b> | <b>37</b> | <b>13</b> | <b>12</b> | <b>4</b> | <b>1</b> | <b>12</b> | <b>0</b> | <b>55</b> | <b>0</b> | <b>0</b> | <b>.215</b> |





# 2010 ALDS BOX SCORES & NOTES

## GAME 1 | WEDNESDAY, OCTOBER 6 | RANGERS 5, RAYS 1 › (TEX LEADS 1-0)

| TROPICANA FIELD  |            | 1         | 2         | 3        | 4        | 5         | 6 | 7 | 8 | 9 | R | H  | E |
|--|------------|-----------|-----------|----------|----------|-----------|---|---|---|---|---|----|---|
| TEXAS  |            | 0         | 2         | 1        | 1        | 1         | 0 | 0 | 0 | 0 | 5 | 10 | 1 |
| TAMPA BAY  |            | 0         | 0         | 0        | 0        | 0         | 0 | 1 | 0 | 0 | 1 | 6  | 2 |
| TEXAS  | AB         | R         | H         | BI       | BB       | SO        |   |   |   |   |   |    |   |
| Andrus, SS   | 5          | 0         | 1         | 0        | 0        | 0         |   |   |   |   |   |    |   |
| Young, M, 3B   | 4          | 0         | 0         | 0        | 0        | 1         |   |   |   |   |   |    |   |
| Hamilton, CF   | 4          | 1         | 1         | 0        | 0        | 1         |   |   |   |   |   |    |   |
| Guerrero, DH   | 4          | 0         | 2         | 1        | 0        | 0         |   |   |   |   |   |    |   |
| Cruz, N, LF  | 4          | 1         | 1         | 0        | 0        | 1         |   |   |   |   |   |    |   |
| Kinsler, 2B  | 4          | 1         | 1         | 0        | 0        | 1         |   |   |   |   |   |    |   |
| Francoeur, RF  | 4          | 1         | 1         | 0        | 0        | 1         |   |   |   |   |   |    |   |
| Cantu, 1B  | 4          | 0         | 0         | 0        | 0        | 3         |   |   |   |   |   |    |   |
| Molina, B, C   | 4          | 1         | 3         | 2        | 0        | 0         |   |   |   |   |   |    |   |
| <b>TOTALS</b>  | <b>37</b>  | <b>5</b>  | <b>10</b> | <b>5</b> | <b>0</b> | <b>8</b>  |   |   |   |   |   |    |   |
| <b>2B:</b> Francoeur (1), Guerrero (1). <b>HR:</b> Cruz, N (1), Price, Molina, B (1, Price). <b>RBI:</b> Francoeur (1), Molina, B (2), Cruz, N (1), Guerrero (1). <b>GDP:</b> Andrus. <b>Team RISP:</b> 2-for-7. <b>Team LOB:</b> 5. <b>SB:</b> Hamilton (1). <b>CS:</b> Andrus (1). <b>E:</b> Andrus (1). |            |           |           |          |          |           |   |   |   |   |   |    |   |
| TEXAS  | IP         | H         | R         | ER       | BB       | SO        |   |   |   |   |   |    |   |
| Lee, C (W, 1-0)  | 7.0        | 5         | 1         | 1        | 0        | 10        |   |   |   |   |   |    |   |
| O'Day  | 0.1        | 1         | 0         | 0        | 0        | 1         |   |   |   |   |   |    |   |
| Oliver   | 0.2        | 0         | 0         | 0        | 0        | 0         |   |   |   |   |   |    |   |
| Feliz, N   | 1.0        | 0         | 0         | 0        | 2        | 2         |   |   |   |   |   |    |   |
| <b>TOTALS</b>  | <b>9.0</b> | <b>6</b>  | <b>1</b>  | <b>1</b> | <b>2</b> | <b>13</b> |   |   |   |   |   |    |   |
| TAMPA BAY  | IP         | H         | R         | ER       | BB       | SO        |   |   |   |   |   |    |   |
| Bartlett, SS   | 3          | 0         | 1         | 0        | 0        | 1         |   |   |   |   |   |    |   |
| Upton, B, CF   | 4          | 0         | 0         | 0        | 0        | 2         |   |   |   |   |   |    |   |
| Crawford, LF   | 4          | 0         | 0         | 0        | 0        | 1         |   |   |   |   |   |    |   |
| Longoria, 3B   | 4          | 0         | 0         | 0        | 0        | 1         |   |   |   |   |   |    |   |
| Peña, C, 1B  | 3          | 0         | 0         | 0        | 1        | 3         |   |   |   |   |   |    |   |
| Baldelli, DH   | 3          | 0         | 0         | 0        | 0        | 2         |   |   |   |   |   |    |   |
| b-Johnson, D, PH-DH  | 0          | 0         | 0         | 0        | 0        | 1         |   |   |   |   |   |    |   |
| Zobrist, RF  | 4          | 1         | 2         | 1        | 0        | 0         |   |   |   |   |   |    |   |
| Shoppach, C  | 3          | 0         | 0         | 0        | 0        | 1         |   |   |   |   |   |    |   |
| Brignac, R, SS   | 1          | 0         | 0         | 0        | 0        | 1         |   |   |   |   |   |    |   |
| Rodriguez, S, 2B   | 3          | 0         | 0         | 0        | 0        | 1         |   |   |   |   |   |    |   |
| c-Joyce, PH  | 1          | 0         | 0         | 0        | 0        | 1         |   |   |   |   |   |    |   |
| <b>TOTALS</b>  | <b>34</b>  | <b>1</b>  | <b>6</b>  | <b>1</b> | <b>2</b> | <b>13</b> |   |   |   |   |   |    |   |
| TAMPA BAY  | IP         | H         | R         | ER       | BB       | SO        |   |   |   |   |   |    |   |
| Price (L, 0-1)   | 6.2        | 9         | 5         | 4        | 0        | 8         |   |   |   |   |   |    |   |
| Qualls   | 1.1        | 0         | 0         | 0        | 0        | 0         |   |   |   |   |   |    |   |
| Balfour  | 1.0        | 1         | 0         | 0        | 0        | 0         |   |   |   |   |   |    |   |
| <b>TOTALS</b>  | <b>9.0</b> | <b>10</b> | <b>5</b>  | <b>4</b> | <b>0</b> | <b>8</b>  |   |   |   |   |   |    |   |

### GAME NOTES

- + Rays lost their 4th straight postseason game, dating back to Game 3 of the 2008 World Series...snapped Texas' 9-game postseason losing streak and was just their 2nd postseason win in franchise history.
- + **David Price** made his first career postseason start...allowed 5 runs at home for just the second time in his career (June 23, 2009 vs. PHI)...his 8 SO fell one shy of the club postseason record—Matt Garza had 9 in Game 7 of the 2008 ALCS.
- + Price lost for the first time to a former Cy Young winner...in 7 career regular-season starts vs. former Cy Young winners, he was 4-0 with a 1.79 ERA (45.1-IP, 9-ER).
- + Cliff Lee beat the Rays for the first time in 2010, in his 4th start...went 0-3 with a 4.56 ERA (23.2-IP, 12-ER) in the regular season.
- + **Ben Zobrist** logged the Rays only 2 extra-base hits, with a 2nd-inning double and an opposite-field solo homer in the 7th, both off Lee.
- + **Chad Qualls** and **Grant Balfour** combined for 2.1 scoreless IP, extending the bullpen's scoreless streak to 23 innings (regular and postseason).

**Umpires:** HP: Tim Welke, 1B: Jim Wolf, 2B: Jerry Meals, 3B: Bill Miller, LF: Jeff Kellogg, RF: Mike DiMuro. **Weather:** 72 degrees, dome. **Wind:** Indoors. **T:** 3:06. **Att:** 35,474.

## GAME 2 | THURSDAY, OCTOBER 7 | RANGERS 6, RAYS 0 › (TEX LEADS 2-0)

| TROPICANA FIELD     |            | 1        | 2        | 3        | 4        | 5        | 6 | 7 | 8 | 9 | R | H | E |
|---------------------|------------|----------|----------|----------|----------|----------|---|---|---|---|---|---|---|
| TEXAS               |            | 0        | 0        | 1        | 4        | 0        | 0 | 0 | 0 | 0 | 6 | 9 | 1 |
| TAMPA BAY           |            | 0        | 0        | 0        | 0        | 0        | 0 | 0 | 0 | 0 | 0 | 2 | 1 |
| TEXAS               | AB         | R        | H        | BI       | BB       | SO       |   |   |   |   |   |   |   |
| Andrus, SS          | 5          | 1        | 2        | 0        | 0        | 0        |   |   |   |   |   |   |   |
| Young, M, 3B        | 4          | 1        | 2        | 3        | 0        | 1        |   |   |   |   |   |   |   |
| Hamilton, CF        | 4          | 0        | 1        | 0        | 0        | 1        |   |   |   |   |   |   |   |
| Guerrero, DH        | 4          | 1        | 0        | 0        | 0        | 1        |   |   |   |   |   |   |   |
| Cruz, N, RF         | 4          | 0        | 2        | 0        | 0        | 1        |   |   |   |   |   |   |   |
| Kinsler, 2B         | 4          | 1        | 2        | 2        | 0        | 1        |   |   |   |   |   |   |   |
| Moreland, 1B        | 4          | 0        | 0        | 0        | 0        | 0        |   |   |   |   |   |   |   |
| Treanor, C          | 1          | 1        | 0        | 0        | 1        | 1        |   |   |   |   |   |   |   |
| Borbon, LF          | 4          | 1        | 0        | 0        | 0        | 2        |   |   |   |   |   |   |   |
| <b>TOTALS</b>       | <b>34</b>  | <b>6</b> | <b>9</b> | <b>5</b> | <b>1</b> | <b>8</b> |   |   |   |   |   |   |   |
| TAMPA BAY           | IP         | H        | R        | ER       | BB       | SO       |   |   |   |   |   |   |   |
| Shields, J (L, 0-1) | 4.1        | 4        | 4        | 4        | 0        | 2        |   |   |   |   |   |   |   |
| Qualls              | 0.1        | 4        | 2        | 2        | 0        | 0        |   |   |   |   |   |   |   |
| Choate              | 0.1        | 0        | 0        | 0        | 0        | 0        |   |   |   |   |   |   |   |
| Wheeler             | 1.0        | 0        | 0        | 0        | 0        | 2        |   |   |   |   |   |   |   |
| Niemann             | 3.0        | 1        | 0        | 0        | 1        | 4        |   |   |   |   |   |   |   |
| <b>TOTALS</b>       | <b>9.0</b> | <b>9</b> | <b>6</b> | <b>6</b> | <b>1</b> | <b>8</b> |   |   |   |   |   |   |   |
| TAMPA BAY           | IP         | H        | R        | ER       | BB       | SO       |   |   |   |   |   |   |   |
| Shields, J (L, 0-1) | 4.1        | 4        | 4        | 4        | 0        | 2        |   |   |   |   |   |   |   |
| Qualls              | 0.1        | 4        | 2        | 2        | 0        | 0        |   |   |   |   |   |   |   |
| Choate              | 0.1        | 0        | 0        | 0        | 0        | 0        |   |   |   |   |   |   |   |
| Wheeler             | 1.0        | 0        | 0        | 0        | 0        | 2        |   |   |   |   |   |   |   |
| Niemann             | 3.0        | 1        | 0        | 0        | 1        | 4        |   |   |   |   |   |   |   |
| <b>TOTALS</b>       | <b>9.0</b> | <b>9</b> | <b>6</b> | <b>6</b> | <b>1</b> | <b>8</b> |   |   |   |   |   |   |   |

### GAME NOTES

- + Rays were held to just 2 hits, the 9th time in 2010 they'd been held to 2 hits or less and 15th time with 3 hits or less...Rays were held to 7 hits or less for a 9th straight game (including regular season) and didn't get a runner past 1st base until the 7th.
- + Over the first 2 games, Rays were outscored 11-1 and outhit 19-8...Rays went 1-for-13 (.077) with 9 SO with RISP...Rays hitters had a called strike-three 11 times, the Rangers 4.
- + Rays lost their 5th straight game against a left-handed starter (regular and postseason)...prior to that, they were 36-17 in 2010.
- + **Joe Maddon** was ejected by Jim Wolf in the 5th, the first manager to be ejected from a postseason game since STL Tony LaRussa in 2005 NLCS Game 4...it was the 44th ejection in postseason history.
- + **James Shields** threw 68 pitches, his fewest in any career start, with the exception of an ejection (June 5, 2008 at BOS) and a 1-inning tune-up entering the 2008 postseason.
- + **Jeff Niemann** faced the minimum 9 batters over the final 3 innings.
- + Matt Treanor was hit twice by Shields, matching a postseason record for most times being hit by a pitch in one game (16th time).

**HB:** Bartlett (by Wilson, C), Treanor (by Shields, J), Treanor (by Shields, J). **Ejections:** Joe Maddon ejected by HP umpire Jim Wolf (5th). **Umpires:** HP: Jim Wolf, 1B: Jerry Meals, 2B: Bill Miller, 3B: Jeff Kellogg, LF: Mike DiMuro, RF: Tim Welke. **Weather:** 72 degrees, dome. **Wind:** Indoors. **T:** 3:10. **Att:** 35,535.

ORGANIZATION  
COACHES & STAFF  
40-MAN ROSTER  
NON-ROSTER INVITES  
RECORDS & HISTORY  
2010 ALDS Box Scores & Notes  
YEARLY SUMMARIES  
OPPONENTS  
MINOR LEAGUE OPERATIONS  
BROADCAST INFORMATION  
TROPICANA FIELD & MISCELLANEOUS

GAME 3 | SATURDAY, OCTOBER 9 | RAYS 6, RANGERS 3 › [TEX LEADS 2-1]

RANGERS BALLPARK

|           | 1 | 2 | 3 | 4 | 5 | 6 | 7 | 8 | 9 | R | H  | E |
|-----------|---|---|---|---|---|---|---|---|---|---|----|---|
| TAMPA BAY | 0 | 0 | 0 | 0 | 0 | 1 | 0 | 2 | 3 | 6 | 11 | 0 |
| TEXAS     | 0 | 0 | 1 | 0 | 0 | 0 | 1 | 0 | 1 | 3 | 6  | 0 |

| TAMPA BAY             | AB        | R        | H         | BI       | BB       | SO       |
|-----------------------|-----------|----------|-----------|----------|----------|----------|
| Jaso, J, C            | 4         | 0        | 1         | 1        | 1        | 2        |
| Zobrist, 2B-RF        | 4         | 0        | 1         | 0        | 1        | 1        |
| Crawford, LF          | 5         | 1        | 2         | 1        | 0        | 2        |
| Longoria, 3B          | 4         | 0        | 0         | 0        | 1        | 1        |
| Joyce, RF             | 3         | 0        | 1         | 0        | 0        | 0        |
| a-Rodriguez, S, PH-2B | 2         | 1        | 1         | 0        | 0        | 1        |
| Johnson, D, DH        | 3         | 1        | 2         | 0        | 1        | 1        |
| 1-Jennings, PR-DH     | 0         | 1        | 0         | 0        | 0        | 0        |
| b-Aybar, W, PH-DH     | 1         | 0        | 0         | 0        | 0        | 0        |
| Peña, C, 1B           | 3         | 2        | 2         | 3        | 2        | 0        |
| Upton, B, CF          | 5         | 0        | 1         | 1        | 0        | 1        |
| Bartlett, SS          | 3         | 0        | 0         | 0        | 0        | 1        |
| <b>TOTALS</b>         | <b>37</b> | <b>6</b> | <b>11</b> | <b>6</b> | <b>7</b> | <b>9</b> |

| TAMPA BAY       | IP         | H        | R        | ER       | BB       | SO |
|-----------------|------------|----------|----------|----------|----------|----|
| Garza           | 6.0        | 5        | 2        | 1        | 2        | 4  |
| Choate          | 0.1        | 0        | 0        | 0        | 0        | 0  |
| Benoit (W, 1-0) | 1.2        | 0        | 0        | 0        | 0        | 1  |
| Soriano, R      | 1.0        | 1        | 1        | 0        | 1        | 1  |
| <b>TOTALS</b>   | <b>9.0</b> | <b>6</b> | <b>3</b> | <b>2</b> | <b>6</b> |    |

Garza pitched to 1 batter in the 7th. Lewis pitched to 1 batter in the 6th. Feliz, N pitched to 1 batter in the 9th. **Umpires:** HP: Jerry Meals, 1B: Bill Miller, 2B: Jeff Kellogg, 3B: Mike DiMuro, LF: Tim Welke, RF: Jim Wolf. **Weather:** 84 degrees, sunny. **Wind:** 5 mph, R to L. T: 3:38. **Att:** 51,746.

GAME NOTES

- + The Rays rallied from deficits of 1-0 and 2-1 for a 6-3 win, snapping a 5-game postseason losing streak.
- + Rays 6 runs and 11 hits were their most since Sep 25 vs. SEA (9 runs, 12 hits)...they had been held to 4 runs or less in 7 consecutive games, dating back to Sep 29 vs. BAL.
- + Trailing 2-1 after 7 innings, the Rays scored 2 in the 8th as **Dan Johnson** doubled, **Carlos Peña** singled, **Jason Bartlett** walked and **John Jaso** singled...Rays did not hold a lead in the series until Jaso's single...Peña added a 2-run homer in the 9th and reached base in 4 of 5 plate apps.
- + Rays snapped a 16-inning scoreless streak with **B.J. Upton's** RBI double in the 6th inning...this fell 4 innings shy of the LDS record of 20 innings, by the Yankees in 2006.
- + **Matt Garza** exited with a 2-1 deficit after Ian Kinsler's leadoff homer in the 7th... **Joaquin Benoit** made his postseason debut and earned the victory, retiring all 5 batters faced.
- + Rays touched 6 Rangers relievers for 6 R/ER on 9 H over 4 IP...**Carl Crawford** led off the 9th with a homer off Neftali Feliz...was his 3rd career postseason homer.
- + The crowd of 51,746 was a record for Rangers Ballpark in Arlington.

GAME 4 | SUNDAY, OCTOBER 10 | RAYS 5, RANGERS 2 › [TIED 2-2]

RANGERS BALLPARK

|           | 1 | 2 | 3 | 4 | 5 | 6 | 7 | 8 | 9 | R | H  | E |
|-----------|---|---|---|---|---|---|---|---|---|---|----|---|
| TAMPA BAY | 0 | 1 | 0 | 2 | 2 | 0 | 0 | 0 | 0 | 5 | 12 | 0 |
| TEXAS     | 0 | 0 | 0 | 0 | 0 | 2 | 0 | 0 | 0 | 2 | 8  | 2 |

| TAMPA BAY         | AB        | R        | H         | BI       | BB       | SO        |
|-------------------|-----------|----------|-----------|----------|----------|-----------|
| Jaso, J, C        | 5         | 0        | 1         | 0        | 0        | 0         |
| Zobrist, 2B       | 5         | 1        | 2         | 0        | 0        | 3         |
| Crawford, LF      | 4         | 0        | 0         | 0        | 0        | 1         |
| Longoria, 3B      | 4         | 2        | 3         | 2        | 0        | 0         |
| Peña, C, 1B       | 4         | 2        | 2         | 1        | 0        | 1         |
| Joyce, RF         | 4         | 0        | 1         | 0        | 0        | 2         |
| Johnson, D, DH    | 4         | 0        | 0         | 0        | 0        | 2         |
| Upton, B, CF      | 4         | 0        | 2         | 1        | 0        | 1         |
| Brignac, R, SS    | 2         | 0        | 0         | 0        | 0        | 2         |
| a-Bartlett, PH-SS | 2         | 0        | 1         | 0        | 0        | 0         |
| <b>TOTALS</b>     | <b>38</b> | <b>5</b> | <b>12</b> | <b>4</b> | <b>0</b> | <b>12</b> |

| TAMPA BAY         | IP         | H        | R        | ER       | BB       | SO       |
|-------------------|------------|----------|----------|----------|----------|----------|
| Davis, W (W, 1-0) | 5.0        | 7        | 2        | 2        | 3        | 7        |
| Choate            | 0.1        | 0        | 0        | 0        | 0        | 0        |
| Balfour           | 1.2        | 1        | 0        | 0        | 0        | 0        |
| Benoit            | 1.0        | 0        | 0        | 0        | 0        | 1        |
| Soriano, R (S, 1) | 1.0        | 0        | 0        | 0        | 0        | 0        |
| <b>TOTALS</b>     | <b>9.0</b> | <b>8</b> | <b>2</b> | <b>2</b> | <b>3</b> | <b>8</b> |

Davis, W pitched to 2 batters in the 6th. **Umpires:** HP: Bill Miller, 1B: Jeff Kellogg, 2B: Mike DiMuro, 3B: Tim Welke, LF: Jim Wolf, RF: Jerry Meals. **Weather:** 82 degrees, sunny. **Wind:** 16 mph, In from RF. T: 3:22. **Att:** 49,218.

| TEXAS          | AB        | R        | H        | BI       | BB       | SO       |
|----------------|-----------|----------|----------|----------|----------|----------|
| Andrus, SS     | 5         | 0        | 2        | 0        | 0        | 0        |
| Young, M, 3B   | 4         | 0        | 1        | 0        | 0        | 1        |
| Hamilton, CF   | 2         | 0        | 0        | 0        | 2        | 0        |
| Guerrero, DH   | 4         | 0        | 1        | 0        | 0        | 1        |
| Cruz, N, RF    | 4         | 1        | 1        | 0        | 1        | 3        |
| Kinsler, 2B    | 3         | 1        | 1        | 0        | 1        | 0        |
| Murphy, Dv, LF | 4         | 0        | 0        | 0        | 0        | 1        |
| Molina, B, C   | 3         | 0        | 1        | 0        | 0        | 1        |
| a-Borbon, PH   | 1         | 0        | 0        | 0        | 0        | 0        |
| Moreland, 1B   | 4         | 0        | 1        | 1        | 0        | 1        |
| <b>TOTALS</b>  | <b>34</b> | <b>2</b> | <b>8</b> | <b>2</b> | <b>3</b> | <b>8</b> |

| TEXAS              | IP         | H         | R        | ER       | BB       | SO        |
|--------------------|------------|-----------|----------|----------|----------|-----------|
| Hunter, T (L, 0-1) | 4.0        | 6         | 3        | 2        | 0        | 7         |
| Holland            | 4.0        | 5         | 2        | 2        | 0        | 4         |
| O'Day              | 1.0        | 1         | 0        | 0        | 0        | 1         |
| <b>TOTALS</b>      | <b>9.0</b> | <b>12</b> | <b>5</b> | <b>4</b> | <b>0</b> | <b>12</b> |

a-Filed out for Molina, B in the 9th. **2B:** Andrus (1), Moreland (2). **HR:** Cruz, N (3, Davis, W). **RBI:** Cruz, N (3), Moreland (1). **GIDP:** Guerrero. **Team RISP:** 1-for-8. **Team LOB:** 8. **E:** Kinsler (2), Andrus (2). **PB:** Molina, B (1). **DP:** 2 (Moreland-Andrus-Moreland, Kinsler-Andrus-Moreland).

GAME NOTES

- + Rays evened the series, 2-2, becoming the 5th team in Division Series history to force a Game 5 after falling behind 2-0.
- + **Wade Davis** earned the victory after the Rays gave him a 5-0 lead through 4 innings...was the only Rays starter to record a win in the series.
- + **Evan Longoria** doubled twice and hit a 2-run homer in the 5th off Derek Holland...his 3 extra-base hits tied a LDS record for most in one game (14th time, last NYY Derek Jeter on Oct 5, 2006, Game 3 at DET)...was his 7th career postseason homer, tying B.J. Upton for the club record.
- + **Carlos Peña** picked up a triple and double in his first 2 AB, giving him a "cycle" (1B, HR, 3B, 2B) over a span of 4 AB in Game 3 and Game 4.
- + Davis and **John Jaso** marked the first time in 63 years a team started a rookie battery in a postseason victory...the Rays started 3 rookies in Davis, **Reid Brignac** and **Jaso**.
- + Four relievers (**Randy Choate**, **Grant Balfour**, **Joaquin Benoit** and **Rafael Soriano**) combined for 4 scoreless frames, allowing 1 hit and no walks.

GAME 5 | TUESDAY, OCTOBER 12 | RANGERS 5, RAYS 1 › (TEX WINS, 3-2)

| TROPICANA FIELD | 1 | 2 | 3 | 4 | 5 | 6 | 7 | 8 | 9 | R | H  | E |
|-----------------|---|---|---|---|---|---|---|---|---|---|----|---|
| TEXAS           | 1 | 0 | 0 | 1 | 0 | 1 | 0 | 0 | 2 | 5 | 11 | 1 |
| TAMPA BAY       | 0 | 0 | 1 | 0 | 0 | 0 | 0 | 0 | 0 | 1 | 6  | 2 |

| TEXAS         | AB        | R        | H         | BI       | BB       | SO       | TAMPA BAY         | AB        | R        | H        | BI       | BB       | SO        |
|---------------|-----------|----------|-----------|----------|----------|----------|-------------------|-----------|----------|----------|----------|----------|-----------|
| Andrus, SS    | 5         | 1        | 2         | 0        | 0        | 1        | Bartlett, SS      | 4         | 0        | 3        | 0        | 0        | 0         |
| Young, M, 3B  | 4         | 0        | 0         | 0        | 0        | 1        | Zobrist, RF       | 4         | 0        | 1        | 1        | 0        | 2         |
| Hamilton, CF  | 4         | 0        | 0         | 1        | 0        | 2        | Crawford, LF      | 4         | 0        | 0        | 0        | 0        | 2         |
| Guerrero, DH  | 4         | 1        | 1         | 0        | 0        | 0        | Longoria, 3B      | 4         | 0        | 0        | 0        | 0        | 1         |
| Cruz, N, LF   | 4         | 2        | 3         | 0        | 0        | 1        | Peña, C, 1B       | 4         | 0        | 0        | 0        | 0        | 3         |
| Kinsler, 2B   | 4         | 1        | 3         | 3        | 0        | 0        | Upton, C, CF      | 4         | 0        | 1        | 0        | 0        | 1         |
| Francoeur, RF | 4         | 0        | 0         | 0        | 0        | 1        | Johnson, D, DH    | 2         | 0        | 0        | 0        | 0        | 1         |
| Molina, B, C  | 4         | 0        | 1         | 0        | 0        | 0        | a-Aybar, W, PH-DH | 1         | 0        | 0        | 0        | 0        | 1         |
| Moreland, 1B  | 4         | 0        | 1         | 0        | 0        | 2        | Shoppach, C       | 3         | 0        | 0        | 0        | 0        | 0         |
| <b>TOTALS</b> | <b>37</b> | <b>5</b> | <b>11</b> | <b>4</b> | <b>0</b> | <b>8</b> | Rodriguez, S, 2B  | 3         | 1        | 1        | 0        | 0        | 2         |
|               |           |          |           |          |          |          | <b>TOTALS</b>     | <b>33</b> | <b>1</b> | <b>6</b> | <b>1</b> | <b>0</b> | <b>11</b> |

| TEXAS            | IP         | H        | R        | ER       | BB       | SO        | TAMPA BAY      | IP         | H         | R        | ER       | BB       | SO       |
|------------------|------------|----------|----------|----------|----------|-----------|----------------|------------|-----------|----------|----------|----------|----------|
| Lee, Cl (W, 2-0) | 9.0        | 6        | 1        | 1        | 0        | 11        | Price (L, 0-2) | 6.0        | 8         | 3        | 3        | 0        | 6        |
| <b>TOTALS</b>    | <b>9.0</b> | <b>6</b> | <b>1</b> | <b>1</b> | <b>0</b> | <b>11</b> | Balfour        | 1.0        | 0         | 0        | 0        | 0        | 1        |
|                  |            |          |          |          |          |           | Benoit         | 1.0        | 0         | 0        | 0        | 0        | 1        |
|                  |            |          |          |          |          |           | Soriano, R     | 1.0        | 3         | 2        | 2        | 0        | 0        |
|                  |            |          |          |          |          |           | <b>TOTALS</b>  | <b>9.0</b> | <b>11</b> | <b>5</b> | <b>5</b> | <b>0</b> | <b>8</b> |

GAME NOTES

- + Rays were eliminated...it was the first Game 5 in the ALDS in five years, when the Angels beat the Yankees at home in 2005.
- + Rangers won their first postseason series in club history...became the first team to win 3 road games in a postseason series since the 2005 White Sox (ALCS Games 3, 4, 5 in Anaheim).
- + The Rays lost their final 6 games in 2010 when the opposition started a left-handed pitcher (regular and postseason), including 3 losses via shutout...prior to that, the Rays were 36-17 against lefty starters in 2010.
- + Rangers became the first team in Division Series history to take a 2-0 lead in the series, be pushed to a Game 5 and win Game 5.
- + **David Price** finished with a streak of 21.2 consecutive innings without a walk (including regular season).
- + The sellout crowd of 41,845 (with upper deck tarps removed) was the largest crowd at Tropicana Field in more than a decade, since June 10, 2000 vs. FLA (42,823).

**Umpires:** HP: Jeff Kellogg, 1B: Mike DiMuro, 2B: Tim Welke, 3B: Jim Wolf, LF: Jerry Meals, RF: Bill Miller. **Weather:** 72 degrees, dome. **Wind:** Indoors. **T:** 3:00. **Att:** 41,845.



DID YOU KNOW?

CATWALK RUNDOWN

There are four catwalks located above the playing surface at Tropicana Field. They are labeled the A-, B-, C- and D-rings with the lowest being the D-ring. Any fair ball that hits the lower two catwalks (C, D) is a home run. A fair ball that hits one of the top two catwalks (A, B) is in play. Any fair ball that stays on one of the top two catwalks is a ground-rule double. A foul ball that hits one of the catwalks is a dead ball.

- + The D-ring ranges from 59 feet above the playing surface in CF to 121 feet behind home plate.
- + The C-ring ranges from 99 feet in CF to 146 feet behind home plate.
- + The B-ring ranges from 142 feet in CF to 173 feet behind home plate.
- + The A-ring ranges from 181 feet in CF to 194 feet behind home plate.

In 14 seasons, 116 fair balls have hit catwalks, including 5 in 2011: C-ring (66), B (25), D (22), A (3). Two of those home runs came in the 2008 postseason: Evan Longoria homered off the C-ring in Game 1 of the ALDS vs. Chicago (Javier Vazquez) and B.J. Upton also connected with the C-ring in Game 6 of the ALCS vs. Boston (Josh Beckett).

Four times in Tropicana Field history, a fair ball has hit a catwalk and not come down, three of those in 2008: BOS David Ortiz, Sep 17 (D-ring); BOS Jason Bay, Sep 15 (C-ring); and Carlos Peña, May 26 vs. TEX (B-ring). Jose Canseco was the first to do it on May 2, 1999 vs. DET (B-ring).

Carlos Peña hit the catwalks five times in 2007, most by any player in one season. Alex Rodriguez has hit the catwalks five times, most of any visiting player. The all-time catwalk leader is Jonny Gomes who hit 8 with the Rays and added a 9th last season as a member of the Cincinnati Reds. All told, 21 different Rays have hit balls off the catwalks in the regular season: Jonny Gomes (8), Carlos Peña (8), Greg Vaughn (6), Evan Longoria (5), Fred McGriff (4), Jose Canseco (3), Ben Grieve (3), Carl Crawford (2), Vinny Castilla (2), Travis Lee (2), Rocco Baldelli (1), Aubrey Huff (1), Matt Joyce (1), Pete Laforest (1), Eduardo Perez (1), Jared Sandberg (1), Kelly Shoppach (1), Paul Sorrento (1), Bubba Trammell (1), Gerald Williams (1) and Randy Winn (1).

ORGANIZATION  
COACHES & STAFF  
40-MAN ROSTER  
NON-ROSTER INVITES  
RECORDS & HISTORY  
2010 ALDS Box Scores & Notes  
YEARLY SUMMARIES  
OPPONENTS  
MINOR LEAGUE OPERATIONS  
BROADCAST INFORMATION  
TROPICANA FIELD & MISC.



# 2008 POSTSEASON REVIEW

## 2008 POSTSEASON

- + Only one team in major league history lost more games than the Rays (96) the year before going to the World Series – the 1991 Braves, who were 65-97.
- + Rays were the second team in MLB history and just the 5th team in the four major sports to advance to its league's championship series the year after having the worst record in the league... those that have done it: 1991 Braves, 1958-59 Minneapolis Lakers, 1949-50 New York Rangers, 1958-59 Toronto Maple Leafs.

### RAYS IN THE POSTSEASON

(POSTSEASON RECORD: 8-8 (HOME: 5-3, ROAD: 3-5)

#### ALDS vs. CHICAGO (RAYS WIN 3-1)

| DATE | SCORE  | WINNER     | LOSER   | ATT.   |
|------|--------|------------|---------|--------|
| 10/2 | W, 6-4 | Shields    | Vazquez | 35,041 |
| 10/3 | W, 6-2 | Kazmir     | Buehrle | 35,257 |
| 10/5 | L, 3-5 | Danks      | Garza   | 40,142 |
| 10/6 | W, 6-2 | Sonnastine | Floyd   | 40,454 |

#### ALCS vs. BOSTON (RAYS WIN 4-3)

| DATE  | SCORE       | WINNER     | LOSER     | ATT.   |
|-------|-------------|------------|-----------|--------|
| 10/10 | L, 0-2      | Matsuzaka  | Shields   | 35,001 |
| 10/11 | W, 9-8 (11) | Price      | Timlin    | 34,904 |
| 10/13 | W, 9-1      | Garza      | Lester    | 38,031 |
| 10/14 | W, 13-4     | Sonnastine | Wakefield | 38,133 |
| 10/16 | L, 7-8      | Masterson  | Howell    | 38,437 |
| 10/18 | L, 2-4      | Beckett    | Shields   | 40,947 |
| 10/19 | W, 3-1      | Garza      | Lester    | 40,473 |

#### WORLD SERIES vs. PHILADELPHIA

(PHILLIES WIN 4-1)

| DATE       | SCORE   | WINNER  | LOSER      | ATT.   |
|------------|---------|---------|------------|--------|
| 10/22      | L, 2-3  | Hamels  | Kazmir     | 40,783 |
| 10/23      | W, 4-2  | Shields | Myers      | 40,843 |
| 10/25      | L, 4-5  | Romero  | Howell     | 45,900 |
| 10/26      | L, 2-10 | Blanton | Sonnastine | 45,903 |
| 10/27 & 29 | L, 3-4  | Romero  | Howell     | 45,940 |

BOLD INDICATES HOME GAME

## RAYS SET A.L. POSTSEASON HOME RUN MARK

The Rays hit 26 home runs in their 16 postseason games, most ever by an AL club (prev. 24 by Anaheim in 2002) and one shy of 2nd most all-time behind the 2002 Giants (27)...Rays had 10 different players homer.

- + The Rays hit 16 home runs in the ALCS, most in LCS history (prev. 14 by Houston in 2004)...belted 13 of those from Games 2-5, most home runs over a 4-game stretch in postseason history.

- + B.J. Upton's 7 postseason homers are currently one shy of the major league record for a single postseason (8, SF Barry Bonds in 2002, HOU Carlos Beltran in 2004 and TEX Nelson Cruz in 2011)...4 of his 7 came in the ALCS, tying the LCS record at the time...became the first player to hit 5 or more home runs in the postseason after hitting fewer than 10 during the regular season.
- + Evan Longoria's 6 postseason home runs set a record for a ML rookie in a single postseason (prev. 4, FLA Miguel Cabrera in 2003)...4 of his 6 homers came in the ALCS, tying the LCS record... additionally, all 4 came in consecutive games (Games 2-5), which also tied a LCS record...Longo turned 23 on Oct 7, becoming the youngest player in ML history to hit 6 or more homers in a single postseason.

## RAYS SET POSTSEASON STEAL MARK

Rays stole 24 bases in the postseason, a new ML record (prev. 20, by the 1975 Reds and 1992 Braves)...Rays were caught just three times in the 16 games.

## ALCS MVP MATT GARZA

Matt Garza went 2-0 with a 1.38 ERA (13-IP, 8-H, 2-ER, 6-BB, 14-SO) in the ALCS...he won Games 3 and Game 7 for the Rays...marked the 11th time that a pitcher won ALCS MVP honors (10th different pitcher)... at 24, Garza was the youngest pitcher ever to win ALCS MVP honors, surpassing Mike Boddicker of the 1983 Baltimore Orioles.



SKIP MILCOS

## DAVID PRICE

The 23-year-old top overall pick in 2007 out of Vanderbilt University became the quickest top overall selection to play in the World Series... earned his first win at the major league level in Game 2 of the ALCS and got the final four outs for his first big league save in Game 7...he was the third rookie pitcher to record a win and a save in the same postseason series, joining STL Adam Wainwright (2006 World Series) and CIN Rawly Eastwick (1975 NLCS, 1975 World Series).

2008 POSTSEASON ROSTER

**Manager**

70 Joe Maddon

**Coaches**

- 17 Brian Anderson  
(Asst. Pitching)
- 72 Tim Bogar  
(Quality Assurance)
- 6 Tom Foley (3B)
- 55 Steve Henderson  
(Hitting)
- 25 George Hendrick (1B)
- 48 Jim Hickey (Pitching)
- 4 Dave Martinez (Bench)
- 7 Bobby Ramos (Bulpen)
- 61 Don Zimmer  
(Sr. Advisor)

**Pitchers**

- 50 Grant Balfour (R)
- 53 Chad Bradford (R)
- 22 Matt Garza (R)
- 39 J.P. Howell (L)
- 36 Edwin Jackson (R)\*\*
- 19 Scott Kazmir (L)
- 57 Trevor Miller (L)
- 14 David Price (L)
- 33 James Shields (R)
- 21 Andy Sonnanstine (R)
- 35 Dan Wheeler (R)

**Catchers**

- 41 Michel Hernandez
- 30 Dioner Navarro

**Infielders**

- 16 Willy Aybar
- 8 Jason Bartlett
- 1 Akinori Iwamura
- 3 Evan Longoria
- 23 Carlos Peña
- 18 Ben Zobrist

**Outfielders**

- 5 Rocco Baldelli
- 13 Carl Crawford
- 26 Gabe Gross
- 32 Eric Hinske\*
- 38 Fernando Perez
- 2 B.J. Upton

**Designated Hitter**

- 15 Cliff Floyd

**Training Staff**

- Ron Porterfield  
(Head Athletic Trainer)
- Paul Harker  
(Asst. Athletic Trainer)
- Nick Paparesta  
(Asst. Athletic Trainer)
- Kevin Barr  
(Strength & Cond. Coord.)

**Video Coordinator**

- Chris Fernandez

**Bulpen Catcher**

- 77 Scott Cursi

\* ALDS, WS ROSTER ONLY...  
REPLACED INJURED CLIFF  
FLOYD ON WS ROSTER BEFORE  
GAME 4

\*\* ALCS, WS ROSTER ONLY

2008 RAYS POSTSEASON STATISTICS

| PLAYER           | GI          |           |            |           |            |            |           |          |           |           | PINCH HIT |          |          |           |          |            |           |          |           |           |             |             |           |          |          |          |
|------------------|-------------|-----------|------------|-----------|------------|------------|-----------|----------|-----------|-----------|-----------|----------|----------|-----------|----------|------------|-----------|----------|-----------|-----------|-------------|-------------|-----------|----------|----------|----------|
|                  | AVG         | G         | AB         | R         | H          | TB         | 2B        | 3B       | HR        | RBI       | SH        | SF       | HP       | BB        | IBB      | SO         | SB        | CS       | DP        | E         | SLG         | OBP         | AB        | H        | HR       | RBI      |
| Aybar            | .353        | 14        | 34         | 5         | 12         | 20         | 2         | 0        | 2         | 7         | 1         | 1        | 0        | 1         | 0        | 6          | 0         | 0        | 0         | 0         | .588        | .361        | 5         | 1        | 0        | 0        |
| Baldelli         | .200        | 8         | 20         | 4         | 4          | 10         | 0         | 0        | 2         | 6         | 0         | 0        | 0        | 3         | 0        | 5          | 0         | 0        | 0         | 0         | .500        | .304        | 2         | 0        | 0        | 0        |
| Bartlett         | .235        | 16        | 51         | 8         | 12         | 18         | 1         | 1        | 1         | 3         | 1         | 0        | 2        | 4         | 0        | 10         | 2         | 0        | 2         | 2         | .353        | .316        | 0         | 0        | 0        | 0        |
| Crawford         | .290        | 16        | 62         | 9         | 18         | 29         | 3         | 1        | 2         | 8         | 0         | 0        | 1        | 3         | 0        | 10         | 7         | 0        | 0         | 0         | .468        | .333        | 0         | 0        | 0        | 0        |
| Floyd            | .222        | 7         | 18         | 3         | 4          | 8          | 1         | 0        | 1         | 2         | 0         | 0        | 0        | 0         | 0        | 7          | 0         | 0        | 0         | 0         | .444        | .222        | 0         | 0        | 0        | 0        |
| Garza            | .000        | 4         | 2          | 0         | 0          | 0          | 0         | 0        | 0         | 0         | 0         | 0        | 0        | 0         | 0        | 0          | 0         | 0        | 0         | 0         | .000        | .000        | 0         | 0        | 0        | 0        |
| Gross            | .053        | 10        | 19         | 0         | 1          | 1          | 0         | 0        | 0         | 2         | 0         | 1        | 0        | 3         | 0        | 7          | 2         | 0        | 1         | 0         | .053        | .174        | 0         | 0        | 0        | 0        |
| Hinske           | .500        | 2         | 2          | 1         | 1          | 4          | 0         | 0        | 1         | 1         | 0         | 0        | 0        | 0         | 0        | 1          | 0         | 0        | 0         | 0         | 2.000       | .500        | 2         | 1        | 1        | 1        |
| Iwamura          | .273        | 16        | 66         | 8         | 18         | 27         | 4         | 1        | 1         | 5         | 0         | 0        | 0        | 7         | 1        | 12         | 2         | 0        | 0         | 2         | .409        | .342        | 0         | 0        | 0        | 0        |
| Kazmir           | .000        | 5         | 2          | 0         | 0          | 0          | 0         | 0        | 0         | 0         | 0         | 0        | 0        | 0         | 0        | 2          | 0         | 0        | 0         | 0         | .000        | .000        | 0         | 0        | 0        | 0        |
| Longoria         | .194        | 16        | 62         | 10        | 12         | 33         | 3         | 0        | 6         | 13        | 0         | 0        | 0        | 5         | 0        | 20         | 1         | 0        | 3         | 4         | .532        | .254        | 0         | 0        | 0        | 0        |
| Navarro          | .293        | 16        | 58         | 4         | 17         | 21         | 4         | 0        | 0         | 5         | 0         | 0        | 0        | 4         | 0        | 11         | 0         | 1        | 2         | 1         | .362        | .339        | 0         | 0        | 0        | 0        |
| Peña             | .264        | 15        | 53         | 9         | 14         | 25         | 2         | 0        | 3         | 10        | 0         | 0        | 0        | 10        | 2        | 17         | 3         | 2        | 1         | 1         | .472        | .381        | 0         | 0        | 0        | 0        |
| Perez            | .111        | 5         | 9          | 2         | 1          | 1          | 0         | 0        | 0         | 0         | 0         | 0        | 0        | 0         | 0        | 2          | 1         | 0        | 0         | 0         | .111        | .111        | 0         | 0        | 0        | 0        |
| Sonnanstine      | 1.000       | 3         | 1          | 0         | 1          | 1          | 0         | 0        | 0         | 0         | 0         | 0        | 0        | 0         | 0        | 0          | 0         | 0        | 0         | 1.000     | 1.000       | 0           | 0         | 0        | 0        |          |
| Upton            | .288        | 16        | 66         | 16        | 19         | 43         | 1         | 1        | 7         | 16        | 1         | 0        | 5        | 1         | 16       | 6          | 0         | 4        | 1         | .652      | .333        | 0           | 0         | 0        | 0        |          |
| Zobrist          | .091        | 7         | 11         | 0         | 1          | 1          | 0         | 0        | 0         | 0         | 0         | 0        | 0        | 2         | 0        | 0          | 0         | 0        | 0         | 0         | .091        | .231        | 4         | 0        | 0        | 0        |
| <b>Tampa Bay</b> | <b>.252</b> | <b>16</b> | <b>536</b> | <b>79</b> | <b>135</b> | <b>242</b> | <b>21</b> | <b>4</b> | <b>26</b> | <b>78</b> | <b>3</b>  | <b>3</b> | <b>3</b> | <b>47</b> | <b>4</b> | <b>126</b> | <b>24</b> | <b>3</b> | <b>13</b> | <b>11</b> | <b>.451</b> | <b>.314</b> | <b>13</b> | <b>2</b> | <b>1</b> | <b>1</b> |
| <b>Opponents</b> | <b>.243</b> | <b>16</b> | <b>539</b> | <b>65</b> | <b>131</b> | <b>229</b> | <b>27</b> | <b>1</b> | <b>23</b> | <b>63</b> | <b>3</b>  | <b>4</b> | <b>8</b> | <b>72</b> | <b>6</b> | <b>123</b> | <b>12</b> | <b>3</b> | <b>9</b>  | <b>7</b>  | <b>.425</b> | <b>.339</b> | <b>10</b> | <b>2</b> | <b>1</b> | <b>1</b> |

| PITCHER          | R/L | W        | L        | ERA         | G         | GS        | CG       | GF        | SHO      | SV       | IP           | H          | R         | ER        | HR        | HB       | BB        | IBB      | SO         | WP       | BK       | AVG         |
|------------------|-----|----------|----------|-------------|-----------|-----------|----------|-----------|----------|----------|--------------|------------|-----------|-----------|-----------|----------|-----------|----------|------------|----------|----------|-------------|
| Balfour          | R   | 0        | 0        | 6.23        | 10        | 0         | 0        | 2         | 0        | 0        | 8.2          | 11         | 6         | 6         | 2         | 1        | 8         | 3        | 7          | 1        | 0        | .306        |
| Bradford         | R   | 0        | 0        | 1.13        | 7         | 0         | 0        | 2         | 0        | 0        | 8.0          | 6          | 1         | 1         | 0         | 0        | 3         | 1        | 3          | 0        | 0        | .222        |
| Garza            | R   | 2        | 1        | 3.96        | 4         | 4         | 0        | 0         | 0        | 0        | 25.0         | 21         | 11        | 11        | 4         | 1        | 12        | 0        | 25         | 2        | 0        | .226        |
| Howell           | L   | 0        | 3        | 3.00        | 12        | 0         | 0        | 1         | 0        | 0        | 12.0         | 9          | 4         | 4         | 0         | 2        | 4         | 1        | 17         | 1        | 0        | .209        |
| Jackson          | R   | 0        | 0        | 2.08        | 3         | 0         | 0        | 2         | 0        | 0        | 4.1          | 2          | 1         | 1         | 1         | 0        | 3         | 1        | 5          | 0        | 0        | .143        |
| Kazmir           | L   | 1        | 1        | 4.21        | 5         | 5         | 0        | 0         | 0        | 0        | 25.2         | 26         | 12        | 12        | 4         | 3        | 18        | 0        | 22         | 1        | 0        | .257        |
| Miller           | L   | 0        | 0        | 10.80       | 6         | 0         | 0        | 2         | 0        | 0        | 1.2          | 2          | 2         | 2         | 1         | 0        | 3         | 0        | 2          | 0        | 0        | .286        |
| Price            | L   | 1        | 0        | 1.59        | 5         | 0         | 0        | 5         | 0        | 1        | 5.2          | 2          | 2         | 1         | 1         | 0        | 4         | 0        | 8          | 0        | 0        | .100        |
| Shields          | R   | 2        | 2        | 2.88        | 4         | 4         | 0        | 0         | 0        | 0        | 25.0         | 28         | 9         | 8         | 3         | 1        | 8         | 0        | 17         | 1        | 0        | .289        |
| Sonnanstine      | R   | 2        | 1        | 4.24        | 3         | 3         | 0        | 0         | 0        | 0        | 17.0         | 15         | 11        | 8         | 4         | 0        | 5         | 0        | 8          | 0        | 0        | .217        |
| Wheeler          | R   | 0        | 0        | 6.23        | 7         | 0         | 0        | 2         | 0        | 1        | 8.2          | 9          | 6         | 6         | 3         | 0        | 4         | 0        | 9          | 1        | 0        | .281        |
| <b>Tampa Bay</b> |     | <b>8</b> | <b>8</b> | <b>3.81</b> | <b>16</b> | <b>16</b> | <b>0</b> | <b>16</b> | <b>0</b> | <b>2</b> | <b>141.2</b> | <b>131</b> | <b>65</b> | <b>60</b> | <b>23</b> | <b>8</b> | <b>72</b> | <b>6</b> | <b>123</b> | <b>7</b> | <b>0</b> | <b>.243</b> |
| <b>Opponents</b> |     | <b>8</b> | <b>8</b> | <b>4.89</b> | <b>16</b> | <b>16</b> | <b>0</b> | <b>16</b> | <b>1</b> | <b>5</b> | <b>141.2</b> | <b>135</b> | <b>79</b> | <b>77</b> | <b>26</b> | <b>3</b> | <b>47</b> | <b>4</b> | <b>126</b> | <b>2</b> | <b>0</b> | <b>.252</b> |

ORGANIZATION  
 COACHES & STAFF  
 40-MAN ROSTER  
 NON-POSTSEASON INVITES  
 RECORDS & HISTORY  
 2008 Postseason Review  
 YEARLY SUMMARIES  
 OPPONENTS  
 MINOR LEAGUE OPERATIONS  
 BROADCAST INFORMATION  
 TROPICANA FIELD & MISC.



# 2008 ALDS BOX SCORES & NOTES

## GAME 1 | THURSDAY, OCTOBER 2 | RAYS 6, WHITE SOX 4 › (TB LEADS 1-0)

### TROPICANA FIELD

|                      | 1         | 2        | 3        | 4         | 5         | 6         | 7 | 8 | 9 | R | H | E  |
|----------------------|-----------|----------|----------|-----------|-----------|-----------|---|---|---|---|---|----|
| CHI WHITE SOX        | 0         | 0        | 3        | 0         | 0         | 0         | 0 | 0 | 1 | 4 | 7 | 0  |
| TAMPA BAY            | 0         | 1        | 3        | 0         | 2         | 0         | 0 | 0 | 0 | X | 6 | 11 |
| <b>CHI WHITE SOX</b> | <b>AB</b> | <b>R</b> | <b>H</b> | <b>BI</b> | <b>BB</b> | <b>SO</b> |   |   |   |   |   |    |
| Cabrera, SS          | 4         | 0        | 0        | 0         | 0         | 1         |   |   |   |   |   |    |
| Wise, LF             | 3         | 1        | 1        | 3         | 0         | 1         |   |   |   |   |   |    |
| a-Anderson, B, PH-LF | 1         | 0        | 0        | 0         | 0         | 1         |   |   |   |   |   |    |
| Dye, RF              | 4         | 0        | 1        | 0         | 0         | 1         |   |   |   |   |   |    |
| Thome, DH            | 4         | 0        | 0        | 0         | 0         | 0         |   |   |   |   |   |    |
| Konerko, 1B          | 4         | 1        | 2        | 1         | 0         | 1         |   |   |   |   |   |    |
| Griffey Jr., CF      | 4         | 0        | 0        | 0         | 0         | 2         |   |   |   |   |   |    |
| Ramirez, 2B          | 3         | 1        | 1        | 0         | 1         | 1         |   |   |   |   |   |    |
| Pierzynski, C        | 3         | 1        | 2        | 0         | 0         | 0         |   |   |   |   |   |    |
| Uribe, 3B            | 2         | 0        | 0        | 0         | 0         | 1         |   |   |   |   |   |    |
| <b>TOTALS</b>        | <b>32</b> | <b>4</b> | <b>7</b> | <b>4</b>  | <b>1</b>  | <b>9</b>  |   |   |   |   |   |    |

a-Struck out for Wise in the 8th. **2B:** Dye (1).  
**HR:** Wise (1, Shields), Konerko (1, Wheeler).  
**RBI:** Wise 3 (3), Konerko (1). **S:** Uribe. **Team RISP:** 1-for-5. **Team LOB:** 4. **CS:** Pierzynski (1).

| CHI WHITE SOX    | IP         | H         | R        | ER       | BB       | SO        |
|------------------|------------|-----------|----------|----------|----------|-----------|
| Vazquez (L, 0-1) | 4.1        | 8         | 6        | 6        | 1        | 6         |
| Richard          | 3.1        | 3         | 0        | 0        | 2        | 5         |
| Dotel            | 0.1        | 0         | 0        | 0        | 0        | 1         |
| <b>TOTALS</b>    | <b>8.0</b> | <b>11</b> | <b>6</b> | <b>6</b> | <b>3</b> | <b>12</b> |

a-Grounded out for Floyd in the 8th. **2B:** Navarro (1). **3B:** Iwamura (1). **HR:** Longoria 2 (2, Vazquez; Vazquez). **RBI:** Longoria 3 (3), Iwamura (1), Aybar (1), Crawford (1). **SF:** Aybar. **Team RISP:** 2-for-9. **Team LOB:** 8. **SB:** Gross (1), Longoria (1).

| TAMPA BAY        | IP         | H        | R        | ER       | BB       | SO       |
|------------------|------------|----------|----------|----------|----------|----------|
| Shields (W, 1-0) | 6.1        | 6        | 3        | 3        | 1        | 4        |
| Balfour          | 0.2        | 0        | 0        | 0        | 0        | 2        |
| Howell           | 1.0        | 0        | 0        | 0        | 0        | 2        |
| Wheeler (S, 1)   | 1.0        | 1        | 1        | 1        | 0        | 1        |
| <b>TOTALS</b>    | <b>9.0</b> | <b>7</b> | <b>4</b> | <b>4</b> | <b>1</b> | <b>9</b> |

**HB:** Pierzynski (by Shields). **Umpires:** HP: Joe West, 1B: CB Bucknor, 2B: Ron Kulpa, 3B: Jeff Kellogg, LF: Gary Darling, RF: Eric Cooper. **Weather:** 72 degrees, dome. **Wind:** Indoors. **T:** 3:10. **Att:** 35,041.

### GAME NOTES

- + Rays won the first postseason game in franchise history, recovering from a 3-1 deficit... the victory snapped Chicago's eight-game postseason win streak dating back to the 2005 ALCS.
- + **Evan Longoria** became the second player in major league history to homer in his first two postseason at-bats, joining MIN Gary Gaetti in 1987.
- + At age 22, Longoria became the third-youngest player in history to hit more than one HR in a postseason game (ATL Andruw Jones, 19, in 1996; NYY Tony Kubek, 20, in 1957).
- + **Carl Crawford** made his first start since Aug 9 at SEA, when he suffered a subluxation of his right middle finger tendon... batted 5th for the first time in his career... he was the first player in the live ball era (since 1920) to start in his team's postseason opener without a regular-season at-bat during the month of September.
- + **Carlos Peña** left the game after two innings with slightly blurred vision in his left eye, the result of accidentally scratching his eye at home the night before... did not play in Game 2.

## GAME 2 | FRIDAY, OCTOBER 3 | RAYS 6, WHITE SOX 2 › (TB LEADS 2-0)

### TROPICANA FIELD

|                      | 1         | 2        | 3         | 4         | 5         | 6         | 7 | 8 | 9 | R | H  | E |
|----------------------|-----------|----------|-----------|-----------|-----------|-----------|---|---|---|---|----|---|
| CHI WHITE SOX        | 2         | 0        | 0         | 0         | 0         | 0         | 0 | 0 | 0 | 2 | 12 | 1 |
| TAMPA BAY            | 0         | 1        | 0         | 0         | 2         | 0         | 0 | 3 | X | 6 | 12 | 0 |
| <b>CHI WHITE SOX</b> | <b>AB</b> | <b>R</b> | <b>H</b>  | <b>BI</b> | <b>BB</b> | <b>SO</b> |   |   |   |   |    |   |
| Cabrera, SS          | 4         | 1        | 2         | 0         | 0         | 0         |   |   |   |   |    |   |
| Swisher, LF          | 3         | 1        | 1         | 0         | 2         | 1         |   |   |   |   |    |   |
| Dye, RF              | 5         | 0        | 4         | 0         | 0         | 0         |   |   |   |   |    |   |
| Konerko, 1B          | 5         | 0        | 1         | 0         | 0         | 0         |   |   |   |   |    |   |
| Thome, DH            | 5         | 0        | 1         | 1         | 0         | 1         |   |   |   |   |    |   |
| Ramirez, 2B          | 3         | 0        | 1         | 1         | 0         | 0         |   |   |   |   |    |   |
| Pierzynski, C        | 4         | 0        | 1         | 0         | 0         | 1         |   |   |   |   |    |   |
| Uribe, 3B            | 4         | 0        | 1         | 0         | 0         | 3         |   |   |   |   |    |   |
| Anderson, B, CF      | 3         | 0        | 0         | 0         | 0         | 2         |   |   |   |   |    |   |
| <b>TOTALS</b>        | <b>36</b> | <b>2</b> | <b>12</b> | <b>2</b>  | <b>2</b>  | <b>8</b>  |   |   |   |   |    |   |

**RBI:** Thome (1), Ramirez (1). **S:** Anderson, B. **SF:** Ramirez. **GIDP:** Konerko. **Team RISP:** 3-for-12. **Team LOB:** 12. **E:** Ramirez (1). **DP:** (Ramirez-Cabrera-Konerko).

| CHI WHITE SOX    | IP         | H         | R        | ER       | BB       | SO       |
|------------------|------------|-----------|----------|----------|----------|----------|
| Buehrle (L, 0-1) | 7.0        | 10        | 5        | 5        | 0        | 3        |
| Dotel            | 0.2        | 1         | 1        | 1        | 0        | 1        |
| Thornton         | 0.1        | 1         | 0        | 0        | 0        | 0        |
| <b>TOTALS</b>    | <b>8.0</b> | <b>12</b> | <b>6</b> | <b>6</b> | <b>0</b> | <b>4</b> |

**2B:** Aybar (1), Navarro (2). **3B:** Upton (1). **HR:** Iwamura (1, Buehrle). **RBI:** Navarro 2 (2), Iwamura 2 (3), Crawford (2), Baldelli (1). **S:** Aybar. **GIDP:** Bartlett. **Team RISP:** 3-for-11. **Team LOB:** 5. **SB:** Crawford (1). **DP:** (Longoria-Iwamura-Aybar).

| TAMPA BAY       | IP         | H         | R        | ER       | BB       | SO       |
|-----------------|------------|-----------|----------|----------|----------|----------|
| Kazmir (W, 1-0) | 5.1        | 8         | 2        | 2        | 2        | 4        |
| Balfour         | 0.2        | 2         | 0        | 0        | 0        | 0        |
| Howell          | 2.0        | 1         | 0        | 0        | 0        | 3        |
| Bradford        | 1.0        | 1         | 0        | 0        | 0        | 1        |
| <b>TOTALS</b>   | <b>9.0</b> | <b>12</b> | <b>2</b> | <b>2</b> | <b>2</b> | <b>8</b> |

Buehrle pitched to 2 batters in the 8th. Balfour pitched to 2 batters in the 7th. **HB:** Cabrera (by Kazmir). **Umpires:** HP: CB Bucknor, 1B: Ron Kulpa, 2B: Jeff Kellogg, 3B: Gary Darling, LF: Eric Cooper (RF) Joe West. **Weather:** 72 degrees, dome. **Wind:** Indoors. **T:** 3:10. **Att:** 35,257.

### GAME NOTES

- + Rays came back from 2-0 deficit, their second straight comeback win over the Sox of two runs...Rays were the first team in ML history to win each of its first two postseason games in franchise history by overcoming a deficit of two or more runs in each game... Rays won 28 games during the regular season when trailing by 2+ runs, most in the majors.
- + **Scott Kazmir** became the second Rays pitcher in as many nights to win his postseason debut, joining James Shields...tossed 37 pitches in the top of the 1st inning...in the subsequent innings: 2nd-19, 3rd-10, 4th-17, 5th-9, 6th-6.
- + **Akinori Iwamura** belted a two-run, go-ahead home run that erased the 2-1 Rays deficit...became the 5th Japanese-born player to hit a postseason home run, joining CWS Tadahito Iguchi, NYY Hideki Matsui, STL So Taguchi and COL Kazuo Matsui.
- + **Willy Aybar** went 2-for-3 with a double and an RBI single in his first career postseason start.
- + Rays bullpen (**Grant Balfour**, **J.P. Howell**, **Chad Bradford**) combined for 3.2 shutout innings, yielding 4 H, 0 BB with 4 SO.

GAME 3 | SUNDAY, OCTOBER 5 | WHITE SOX 5, RAYS 3 › (TB LEADS 2-1)

| U.S. CELLULAR FIELD  |                        | 1                    | 2                      | 3 | 4 | 5 | 6 | 7 | 8 | 9 | R | H | E |
|--|------------------------|----------------------|------------------------|---|---|---|---|---|---|---|---|---|---|
| TAMPA BAY  |                        | 0                    | 1                      | 0 | 0 | 0 | 0 | 2 | 0 | 0 | 3 | 8 | 0 |
| CHI WHITE SOX  |                        | 0                    | 0                      | 1 | 3 | 0 | 1 | 0 | 0 | X | 5 | 7 | 0 |
| <b>TAMPA BAY</b>   | <b>AB R H BI BB SO</b> | <b>CHI WHITE SOX</b> | <b>AB R H BI BB SO</b> |   |   |   |   |   |   |   |   |   |   |
| Iwamura, 2B  | 5 0 2 1 0 1            | Cabrera, SS          | 4 0 0 0 0 2            |   |   |   |   |   |   |   |   |   |   |
| Upton, CF  | 5 1 2 2 0 0            | Pierzynski, C        | 3 0 2 1 1 0            |   |   |   |   |   |   |   |   |   |   |
| Peña, 1B   | 5 0 2 0 0 2            | Dye, RF              | 4 0 0 0 0 0            |   |   |   |   |   |   |   |   |   |   |
| Longoria, 3B   | 3 0 0 0 1 1            | Thome, DH            | 3 1 1 0 1 1            |   |   |   |   |   |   |   |   |   |   |
| Crawford, LF   | 4 0 0 0 0 1            | Konerko, 1B          | 3 1 0 0 1 0            |   |   |   |   |   |   |   |   |   |   |
| Aybar, DH  | 4 0 0 0 0 2            | Swisher, 1B          | 0 0 0 0 0 0            |   |   |   |   |   |   |   |   |   |   |
| Navarro, C   | 3 1 2 0 1 0            | Griffey Jr., CF      | 2 1 2 0 1 0            |   |   |   |   |   |   |   |   |   |   |
| Baldelli, RF   | 3 1 1 0 1 0            | 1-Anderson, B, PR-CF | 1 1 0 0 1 1            |   |   |   |   |   |   |   |   |   |   |
| Gross, RF  | 0 0 0 0 0 0            | Ramirez, 2B          | 3 0 0 1 0 0            |   |   |   |   |   |   |   |   |   |   |
| Bartlett, SS   | 3 0 0 0 1 1            | Wise, LF             | 2 1 1 2 1 0            |   |   |   |   |   |   |   |   |   |   |
| <b>TOTALS</b>  | <b>35 3 8 3 4 10</b>   | Uribe, 3B            | 3 0 1 1 0 1            |   |   |   |   |   |   |   |   |   |   |
|  |                        | <b>TOTALS</b>        | <b>28 5 7 5 5 5</b>    |   |   |   |   |   |   |   |   |   |   |
| <p><b>2B:</b> Navarro (3), <b>HR:</b> Upton (1), <b>Danks, RBI:</b> Iwamura (4), Upton 2 (2), <b>Team RISP:</b> 1-for-6.<br/> <b>Team LOB:</b> 9. <b>DP:</b> 2 (Longoria-Iwamura-Peña, Iwamura-Bartlett-Peña).</p> |                        |                      |                        |   |   |   |   |   |   |   |   |   |   |
| <b>TAMPA BAY</b>   | <b>IP H R ER BB SO</b> | <b>CHI WHITE SOX</b> | <b>IP H R ER BB SO</b> |   |   |   |   |   |   |   |   |   |   |
| Garza (L, 0-1)   | 6.0 7 5 5 4 4          | Danks (W, 1-0)       | 6.2 7 3 3 3 7          |   |   |   |   |   |   |   |   |   |   |
| Miller   | 0.0 0 0 0 1 0          | Dotel                | 0.1 0 0 0 0 1          |   |   |   |   |   |   |   |   |   |   |
| Bradford   | 2.0 0 0 0 0 1          | Thornton             | 1.0 0 0 0 1 1          |   |   |   |   |   |   |   |   |   |   |
| <b>TOTALS</b>  | <b>8.0 7 5 5 5 5</b>   | Jenks (S, 1)         | 1.0 1 0 0 0 1          |   |   |   |   |   |   |   |   |   |   |
|  |                        | <b>TOTALS</b>        | <b>9.0 8 3 3 4 10</b>  |   |   |   |   |   |   |   |   |   |   |

Miller pitched to 1 batter in the 7th. **WP:** Garza, Dotel. **Umpires:** HP: Ron Kulpa, 1B: Jeff Kellogg, 2B: Gary Darling, 3B: Eric Cooper, LF: Joe West, RF: CB Bucknor. **Weather:** 58 degrees, cloudy. **Wind:** 7 mph, L to R. **T:** 3:07 (:35 delay). **Att:** 40,142.

GAME NOTES

- + Rays lost their first postseason game after taking a 2-0 lead...they were attempting to become the fifth team to sweep their first-ever postseason series.
- + Start of the game was delayed 35 minutes by rain.
- + **RH Chad Bradford** pitched 3.0 scoreless innings in the series, running his string to 19 career postseason games without allowing a run (18-1-IP, 13-H, 0-R, 3-BB, 12-SO)...no active reliever has thrown more postseason innings without allowing an earned run.
- + **B.J. Upton** was 1-for-12 (.083) in the series before his 2-run homer in the 7th.
- + Rays 4-through-6 hitters went 0-for-11.

GAME 4 | MONDAY, OCTOBER 6 | RAYS 6, WHITE SOX 2 › (TB WINS 3-1)

| U.S. CELLULAR FIELD   |                        | 1                    | 2                      | 3 | 4 | 5 | 6 | 7 | 8 | 9 | R | H  | E |
|---|------------------------|----------------------|------------------------|---|---|---|---|---|---|---|---|----|---|
| TAMPA BAY   |                        | 1                    | 0                      | 1 | 2 | 1 | 0 | 1 | 0 | 0 | 6 | 10 | 0 |
| CHI WHITE SOX   |                        | 0                    | 0                      | 0 | 1 | 0 | 1 | 0 | 0 | 0 | 2 | 4  | 0 |
| <b>TAMPA BAY</b>  | <b>AB R H BI BB SO</b> | <b>CHI WHITE SOX</b> | <b>AB R H BI BB SO</b> |   |   |   |   |   |   |   |   |    |   |
| Iwamura, 2B   | 5 1 2 0 0 1            | Cabrera, SS          | 4 0 0 0 0 0            |   |   |   |   |   |   |   |   |    |   |
| Upton, CF   | 4 2 2 2 1 0            | Pierzynski, C        | 3 0 0 0 1 0            |   |   |   |   |   |   |   |   |    |   |
| Peña, 1B  | 4 0 3 2 1 1            | Dye, RF              | 3 1 1 1 1 2            |   |   |   |   |   |   |   |   |    |   |
| Longoria, 3B  | 5 0 0 0 0 3            | Thome, DH            | 4 0 0 0 0 1            |   |   |   |   |   |   |   |   |    |   |
| Crawford, LF  | 2 1 0 0 0 2            | Konerko, 1B          | 4 1 2 1 0 0            |   |   |   |   |   |   |   |   |    |   |
| Floyd, DH   | 2 1 1 1 0 0            | Griffey Jr., CF      | 4 0 0 0 0 3            |   |   |   |   |   |   |   |   |    |   |
| a-Aybar, PH-DH  | 2 0 0 0 0 0            | Ramirez, 2B          | 3 0 1 0 0 0            |   |   |   |   |   |   |   |   |    |   |
| Navarro, C  | 4 0 1 1 0 1            | Wise, LF             | 2 0 0 0 0 1            |   |   |   |   |   |   |   |   |    |   |
| Gross, RF   | 3 0 0 0 1 0            | a-Swisher, PH-LF     | 1 0 0 0 0 0            |   |   |   |   |   |   |   |   |    |   |
| Bartlett, SS  | 4 1 1 0 0 1            | Uribe, 3B            | 3 0 0 0 0 0            |   |   |   |   |   |   |   |   |    |   |
| <b>TOTALS</b>   | <b>35 6 10 6 5 7</b>   | <b>TOTALS</b>        | <b>31 2 4 2 2 7</b>    |   |   |   |   |   |   |   |   |    |   |
| <p><b>a-</b>Filed out for Floyd in the 6th. <b>2B:</b> Floyd (1), Bartlett (1), Iwamura (1). <b>HR:</b> Upton 2 (3, Floyd; Floyd). <b>RBI:</b> Upton 2 (4), Floyd (1), Navarro (3), Peña 2 (2). <b>GIDP:</b> Gross. <b>Team RISP:</b> 3-for-10. <b>Team LOB:</b> 7. <b>SB:</b> Peña 2 (2), Crawford 2 (3). <b>CS:</b> Peña (1).</p> |                        |                      |                        |   |   |   |   |   |   |   |   |    |   |
| <b>TAMPA BAY</b>  | <b>IP H R ER BB SO</b> | <b>CHI WHITE SOX</b> | <b>IP H R ER BB SO</b> |   |   |   |   |   |   |   |   |    |   |
| Sonnanstine (W, 1-0)  | 5.2 3 2 2 1 4          | Floyd (L, 0-1)       | 3.0 5 4 4 2 4          |   |   |   |   |   |   |   |   |    |   |
| Howell  | 1.1 1 0 0 0 1          | Richard              | 3.0 2 1 1 1 1          |   |   |   |   |   |   |   |   |    |   |
| Balfour   | 2.0 0 0 0 1 2          | Dotel                | 0.0 1 1 0 0 0          |   |   |   |   |   |   |   |   |    |   |
| <b>TOTALS</b>   | <b>9.0 4 2 2 2 7</b>   | Thornton             | 2.0 1 0 0 1 1          |   |   |   |   |   |   |   |   |    |   |
|   |                        | <b>TOTALS</b>        | <b>9.0 10 6 6 5 7</b>  |   |   |   |   |   |   |   |   |    |   |

Floyd pitched to 3 batters in the 4th. Dotel pitched to 1 batter in the 7th. **IBB:** off Thornton 1 (Upton), Linebrink 1 (Peña). **Umpires:** HP: Jeff Kellogg, 1B: Gary Darling, 2B: Eric Cooper, 3B: Joe West, LF: CB Bucknor, RF: Ron Kulpa. **Weather:** 68 degrees, cloudy. **Wind:** 11 mph, In from CF. **T:** 3:13. **Att:** 40,454.

GAME NOTES

- + Rays won their first postseason series in franchise history...they became the 6th expansion team to win its first-ever postseason series – also 1969 Mets, 1981 Expos, 1984 Padres, 1995 Mariners and 1997 Marlins.
- + Rays celebrated for the 3rd time in their 3rd different city – clinched postseason berth at home on Sep 20 and then the AL East on Sep 26 at DET.
- + Rays became the 2nd team to reach the LCS the year after having the majors' worst record (1991 Atlanta Braves).
- + The victory was the Rays 100th of the season.
- + **B.J.Upton's** three home runs came over a span of four at-bats...over the last 30 postseasons (1979-2008), only two other players had three home runs over four at-bats – Adam Kennedy for Anaheim in 2002 and Andruw Jones for Atlanta in 1996.
- + Upton and **Evan Longoria** became the first teammates under 25 to have multi-homer games in one postseason.
- + Rays bullpen finished with a 0.77 ERA for the series (11.2-IP, 6-H, 1-R/ER, 2-BB, 13-SO).

## 2008 RAYS ALDS STATISTICS

| PLAYER           | AVG         | G        | AB         | R         | H         | TB        | 2B       | 3B       | HR       | RBI       | SH       | SF       | FP       | BB        | IBB      | SO        | SB       | CS       | DP       | GI       |             |             | PINCH HIT |          |          |          |
|------------------|-------------|----------|------------|-----------|-----------|-----------|----------|----------|----------|-----------|----------|----------|----------|-----------|----------|-----------|----------|----------|----------|----------|-------------|-------------|-----------|----------|----------|----------|
|                  |             |          |            |           |           |           |          |          |          |           |          |          |          |           |          |           |          |          |          | E        | SLG         | OBP         | AB        | H        | HR       | RBI      |
| Aybar            | .273        | 4        | 11         | 2         | 3         | 4         | 1        | 0        | 0        | 1         | 1        | 1        | 0        | 0         | 0        | 2         | 0        | 0        | 0        | 0        | .364        | .250        | 1         | 0        | 0        | 0        |
| Baldelli         | .125        | 3        | 8          | 2         | 1         | 1         | 0        | 0        | 0        | 1         | 0        | 0        | 0        | 1         | 0        | 0         | 0        | 0        | 0        | 0        | .125        | .222        | 1         | 0        | 0        | 0        |
| Bartlett         | .286        | 4        | 14         | 3         | 4         | 5         | 1        | 0        | 0        | 0         | 0        | 0        | 1        | 0         | 3        | 0         | 0        | 1        | 0        | .357     | .333        | 0           | 0         | 0        | 0        |          |
| Crawford         | .214        | 4        | 14         | 2         | 3         | 3         | 0        | 0        | 0        | 2         | 0        | 0        | 0        | 2         | 2        | 3         | 0        | 0        | 0        | .214     | .313        | 0           | 0         | 0        | 0        |          |
| Floyd            | .200        | 2        | 5          | 1         | 1         | 2         | 1        | 0        | 0        | 1         | 0        | 0        | 0        | 0         | 3        | 0         | 0        | 0        | 0        | .400     | .200        | 0           | 0         | 0        | 0        |          |
| Gross            | .167        | 3        | 6          | 0         | 1         | 1         | 0        | 0        | 0        | 0         | 0        | 0        | 2        | 0         | 2        | 1         | 0        | 1        | 0        | .167     | .375        | 0           | 0         | 0        | 0        |          |
| Iwamura          | .389        | 4        | 18         | 3         | 7         | 13        | 1        | 1        | 1        | 4         | 0        | 0        | 0        | 1         | 0        | 4         | 0        | 0        | 0        | .722     | .421        | 0           | 0         | 0        | 0        |          |
| Longoria         | .267        | 4        | 15         | 2         | 4         | 10        | 0        | 0        | 2        | 3         | 0        | 0        | 0        | 2         | 0        | 6         | 1        | 0        | 0        | .667     | .353        | 0           | 0         | 0        | 0        |          |
| Navarro          | .400        | 4        | 15         | 1         | 6         | 9         | 3        | 0        | 0        | 3         | 0        | 0        | 1        | 0         | 2        | 0         | 0        | 0        | 0        | .600     | .438        | 0           | 0         | 0        | 0        |          |
| Peña             | .500        | 3        | 10         | 0         | 5         | 5         | 0        | 0        | 0        | 2         | 0        | 0        | 0        | 1         | 1        | 4         | 2        | 1        | 0        | .500     | .545        | 0           | 0         | 0        | 0        |          |
| Perez            | .250        | 1        | 4          | 0         | 1         | 1         | 0        | 0        | 0        | 0         | 0        | 0        | 0        | 0         | 0        | 0         | 0        | 0        | 0        | .250     | .250        | 0           | 0         | 0        | 0        |          |
| Upton            | .278        | 4        | 18         | 5         | 5         | 16        | 0        | 1        | 3        | 4         | 0        | 0        | 0        | 1         | 1        | 5         | 0        | 0        | 0        | .889     | .316        | 0           | 0         | 0        | 0        |          |
| <b>Tampa Bay</b> | <b>.297</b> | <b>4</b> | <b>138</b> | <b>21</b> | <b>41</b> | <b>70</b> | <b>7</b> | <b>2</b> | <b>6</b> | <b>21</b> | <b>1</b> | <b>1</b> | <b>0</b> | <b>12</b> | <b>2</b> | <b>33</b> | <b>7</b> | <b>1</b> | <b>2</b> | <b>0</b> | <b>.507</b> | <b>.351</b> | <b>2</b>  | <b>0</b> | <b>0</b> | <b>0</b> |
| <b>Opponents</b> | <b>.236</b> | <b>4</b> | <b>127</b> | <b>13</b> | <b>30</b> | <b>46</b> | <b>4</b> | <b>0</b> | <b>4</b> | <b>13</b> | <b>2</b> | <b>2</b> | <b>2</b> | <b>10</b> | <b>0</b> | <b>29</b> | <b>3</b> | <b>1</b> | <b>3</b> | <b>1</b> | <b>.362</b> | <b>.298</b> | <b>2</b>  | <b>0</b> | <b>0</b> | <b>0</b> |

| PITCHER          | R/L      | W        | L           | ERA      | G        | GS       | CG       | GF       | SHO      | SV          | IP        | H         | R         | ER       | HR       | HB        | BB       | IBB       | SO       | WP       | BK          | AVG  |
|------------------|----------|----------|-------------|----------|----------|----------|----------|----------|----------|-------------|-----------|-----------|-----------|----------|----------|-----------|----------|-----------|----------|----------|-------------|------|
| Balfour          | R        | 0        | 0           | 0.00     | 3        | 0        | 0        | 1        | 0        | 0           | 3.1       | 2         | 0         | 0        | 0        | 0         | 1        | 0         | 4        | 0        | 0           | .167 |
| Bradford         | R        | 0        | 0           | 0.00     | 2        | 0        | 0        | 2        | 0        | 0           | 3.0       | 1         | 0         | 0        | 0        | 0         | 0        | 0         | 2        | 0        | 0           | .125 |
| Garza            | R        | 0        | 1           | 7.50     | 1        | 1        | 0        | 0        | 0        | 0           | 6.0       | 7         | 5         | 5        | 0        | 0         | 4        | 0         | 4        | 1        | 0           | .304 |
| Howell           | L        | 0        | 0           | 0.00     | 3        | 0        | 0        | 0        | 0        | 0           | 4.1       | 2         | 0         | 0        | 0        | 0         | 0        | 0         | 6        | 0        | 0           | .133 |
| Kazmir           | L        | 1        | 0           | 3.38     | 1        | 1        | 0        | 0        | 0        | 0           | 5.1       | 8         | 2         | 2        | 0        | 1         | 2        | 0         | 4        | 0        | 0           | .364 |
| Miller           | L        | 0        | 0           | ---      | 1        | 0        | 0        | 0        | 0        | 0           | 0.0       | 0         | 0         | 0        | 0        | 0         | 1        | 0         | 0        | 0        | 0           | .000 |
| Shields          | R        | 1        | 0           | 4.26     | 1        | 1        | 0        | 0        | 0        | 0           | 6.1       | 6         | 3         | 3        | 1        | 1         | 1        | 0         | 4        | 0        | 0           | .261 |
| Sonnanstine      | R        | 1        | 0           | 3.18     | 1        | 1        | 0        | 0        | 0        | 0           | 5.2       | 3         | 2         | 2        | 0        | 1         | 0        | 0         | 4        | 0        | 0           | .150 |
| Wheeler          | R        | 0        | 0           | 9.00     | 1        | 0        | 0        | 0        | 0        | 1           | 1.0       | 1         | 1         | 1        | 1        | 1         | 0        | 0         | 1        | 0        | 0           | .250 |
| <b>Tampa Bay</b> | <b>3</b> | <b>1</b> | <b>3.34</b> | <b>4</b> | <b>4</b> | <b>0</b> | <b>4</b> | <b>0</b> | <b>1</b> | <b>35.0</b> | <b>30</b> | <b>13</b> | <b>13</b> | <b>4</b> | <b>2</b> | <b>10</b> | <b>0</b> | <b>29</b> | <b>1</b> | <b>0</b> | <b>.236</b> |      |
| <b>Opponents</b> | <b>1</b> | <b>3</b> | <b>5.56</b> | <b>4</b> | <b>4</b> | <b>0</b> | <b>4</b> | <b>0</b> | <b>1</b> | <b>34.0</b> | <b>41</b> | <b>21</b> | <b>21</b> | <b>6</b> | <b>0</b> | <b>12</b> | <b>2</b> | <b>33</b> | <b>1</b> | <b>0</b> | <b>.297</b> |      |



DID YOU KNOW?

## EXPANSION CLUBS AND POSTSEASON

| TEAM                       | PSA      | DT       | P        | WS       | FIRST POSTSEASON APP.     |
|----------------------------|----------|----------|----------|----------|---------------------------|
| Los Angeles Angels (1961)  | 7        | 6        | 1        | 1        | 1979 (19th Season)        |
| Washington/Texas (1961)    | 5        | 5        | 2        | 0        | 1996 (36th Season)        |
| Houston (1962)             | 8        | 7        | 0        | 0        | 1980 (19th Season)        |
| New York Mets (1962)       | 7        | 5        | 4        | 2        | 1969 (8th Season)         |
| Kansas City (1969)         | 7        | 6        | 2        | 1        | 1976 (8th Season)         |
| Seattle/Milwaukee (1969)   | 4        | 3        | 1        | 0        | 1981 (13th Season)        |
| Montreal/Washington (1969) | 2        | 2        | 0        | 0        | 1981 (13th Season)        |
| San Diego (1969)           | 4        | 3        | 2        | 0        | 1984 (16th Season)        |
| Toronto (1977)             | 5        | 5        | 2        | 2        | 1985 (9th Season)         |
| Seattle (1977)             | 4        | 3        | 0        | 0        | 1995 (19th Season)        |
| Colorado (1993)            | 3        | 0        | 1        | 0        | 1995 (3rd Season)         |
| Florida/Miami (1993)       | 2        | 0        | 2        | 2        | 1997 (5th Season)         |
| Arizona (1998)             | 4        | 4        | 1        | 1        | 1999 (2nd Season)         |
| <b>Tampa Bay (1998)</b>    | <b>3</b> | <b>2</b> | <b>1</b> | <b>0</b> | <b>2008 (11th season)</b> |

PSA = POSTSEASON APPEARANCES; DT = DIVISION TITLES;  
P = PENNANTS WON; WS = WORLD SERIES WON





# 2008 ALCS BOX SCORES & NOTES

## GAME 1 | FRIDAY, OCTOBER 10 | RED SOX 2, RAYS 0 › (BOS LEADS 1-0)

| TROPICANA FIELD |  | 1 | 2 | 3 | 4 | 5 | 6 | 7 | 8 | 9 | R | H | E |
|-----------------|--|---|---|---|---|---|---|---|---|---|---|---|---|
| BOSTON          |  | 0 | 0 | 0 | 0 | 1 | 0 | 0 | 1 | 0 | 2 | 7 | 0 |
| TAMPA BAY       |  | 0 | 0 | 0 | 0 | 0 | 0 | 0 | 0 | 0 | 0 | 4 | 0 |

| BOSTON        | AB        | R        | H        | BI       | BB       | SO       | TAMPA BAY     | AB        | R        | H        | BI       | BB       | SO        |
|---------------|-----------|----------|----------|----------|----------|----------|---------------|-----------|----------|----------|----------|----------|-----------|
| Ellsbury, CF  | 5         | 0        | 0        | 0        | 0        | 1        | Iwamura, 2B   | 3         | 0        | 1        | 0        | 1        | 0         |
| Pedroia, 2B   | 3         | 1        | 1        | 0        | 1        | 0        | Upton, CF     | 4         | 0        | 1        | 0        | 0        | 1         |
| Ortiz, DH     | 3         | 0        | 0        | 0        | 1        | 1        | Peña, 1B      | 2         | 0        | 0        | 0        | 2        | 0         |
| Youkilis, 3B  | 4         | 0        | 3        | 1        | 0        | 0        | Longoria, 3B  | 4         | 0        | 0        | 0        | 2        | 0         |
| Drew, RF      | 3         | 0        | 1        | 0        | 0        | 1        | Crawford, LF  | 3         | 0        | 1        | 0        | 1        | 2         |
| Bay, LF       | 3         | 1        | 1        | 0        | 1        | 1        | Floyd, DH     | 4         | 0        | 1        | 0        | 0        | 1         |
| Kotsay, 1B    | 4         | 0        | 1        | 0        | 0        | 0        | Navarro, C    | 4         | 0        | 0        | 0        | 2        | 2         |
| Lowrie, SS    | 3         | 0        | 0        | 1        | 0        | 2        | Gross, RF     | 3         | 0        | 0        | 0        | 0        | 2         |
| Varitek, C    | 4         | 0        | 0        | 0        | 0        | 1        | Bartlett, SS  | 3         | 0        | 0        | 0        | 0        | 1         |
| <b>TOTALS</b> | <b>32</b> | <b>2</b> | <b>7</b> | <b>2</b> | <b>3</b> | <b>7</b> | <b>TOTALS</b> | <b>30</b> | <b>0</b> | <b>4</b> | <b>0</b> | <b>4</b> | <b>11</b> |

2B: Youkilis 2 (2), Kotsay (1). RBI: Lowrie (1), Youkilis (1). SF: Lowrie. GDP: Drew. Team RISP: 1-for-9. Team LOB: 8. SB: Pedroia (1). DP: (Lowrie-Pedroia-Kotsay).

GDP: Longoria. Team RISP: 1-for-8. Team LOB: 7. DP: (Iwamura-Bartlett-Peña).

TAMPA BAY IP H R ER BB SO  
Shields (L, 0-1) 7.1 6 2 2 2 6  
Howell 1.0 1 0 0 1 0  
Balfour 1.1 0 0 0 0 1  
Price 0.1 0 0 0 0 0  
**TOTALS 9.0 7 2 2 3 7**

Matsuzaka pitched to 2 batters in the 8th. Howell pitched to 2 batters in the 8th. WP: Matsuzaka. HB: Drew (by Balfour). Umpires: HP: Tim McClelland, 1B: Sam Holbrook, 2B: Brian O'Nora, 3B: Brian Gorman, LF: Alfonso Marquez, RF: Derryl Cousins. Weather: 72 degrees, dome. Wind: Indoors. T: 3:25. Att: 35,001.

### GAME NOTES

- + Rays lost their first game at home in the post-season...was the second time they'd been blanked at home in 2008 (also April 20 vs. the White Sox by John Danks & Co., 6-0).
- + Boston starter Daisuke Matsuzaka worked a no-hitter into the 7th when Rays produced back-to-back singles to lead off the frame (Carl Crawford, Cliff Floyd).
- + Rays, who were 1-for-9 with runners in scoring position, had runners on 1st and 3rd with no outs in the 7th, and 1st and 2nd with no outs in the 8th, but did not score.
- + Game was also just the Rays 3rd loss of the season in 26 games at home in front of 30,000+ fans.

## GAME 2 | SATURDAY, OCTOBER 11 | RAYS 9, RED SOX 8 (11) › (TIED 1-1)

| TROPICANA FIELD |  | 1 | 2 | 3 | 4 | 5 | 6 | 7 | 8 | 9 | 10 | 11 | R | H  | E |
|-----------------|--|---|---|---|---|---|---|---|---|---|----|----|---|----|---|
| BOSTON          |  | 2 | 0 | 1 | 0 | 3 | 1 | 0 | 1 | 0 | 0  | 0  | 8 | 12 | 0 |
| TAMPA BAY       |  | 2 | 0 | 2 | 1 | 3 | 0 | 0 | 0 | 0 | 0  | 1  | 9 | 12 | 0 |

| BOSTON        | AB        | R        | H         | BI       | BB        | SO        | TAMPA BAY        | AB        | R        | H         | BI       | BB       | SO       |
|---------------|-----------|----------|-----------|----------|-----------|-----------|------------------|-----------|----------|-----------|----------|----------|----------|
| Ellsbury, RF  | 6         | 0        | 0         | 0        | 0         | 2         | Iwamura, 2B      | 5         | 0        | 1         | 0        | 1        | 1        |
| Cash, C       | 0         | 0        | 0         | 0        | 0         | 0         | Upton, CF        | 4         | 2        | 1         | 2        | 1        | 3        |
| Pedroia, 2B   | 5         | 4        | 3         | 2        | 1         | 1         | Peña, 1B         | 5         | 2        | 2         | 1        | 0        | 1        |
| Ortiz, DH     | 3         | 1        | 0         | 0        | 3         | 1         | Longoria, 3B     | 5         | 3        | 3         | 3        | 0        | 0        |
| Youkilis, 3B  | 6         | 2        | 3         | 1        | 0         | 0         | Crawford, LF     | 5         | 0        | 2         | 2        | 0        | 0        |
| Bay, LF       | 5         | 1        | 3         | 4        | 1         | 1         | Floyd, DH        | 2         | 1        | 1         | 0        | 0        | 1        |
| Lowrie, SS    | 3         | 0        | 0         | 0        | 3         | 0         | a-Aybar, PH-DH   | 3         | 0        | 0         | 0        | 0        | 0        |
| Varitek, C    | 3         | 0        | 0         | 0        | 1         | 2         | Navarro, C       | 4         | 0        | 1         | 0        | 1        | 1        |
| a-Drew, PH-RF | 1         | 0        | 0         | 0        | 1         | 0         | 1-Perez, F, PR   | 1         | 0        | 0         | 0        | 0        | 0        |
| Kotsay, 1B    | 6         | 0        | 0         | 0        | 2         | 2         | Gross, RF        | 3         | 0        | 0         | 0        | 1        | 0        |
| Crisp, CF     | 6         | 0        | 3         | 0        | 0         | 1         | b-Zobrist, PH-RF | 1         | 0        | 0         | 0        | 1        | 0        |
| <b>TOTALS</b> | <b>44</b> | <b>8</b> | <b>12</b> | <b>7</b> | <b>10</b> | <b>10</b> | <b>TOTALS</b>    | <b>42</b> | <b>9</b> | <b>12</b> | <b>9</b> | <b>4</b> | <b>9</b> |

a-Lined out for Varitek in the 9th. 2B: Bay (1), Crisp 2 (2). HR: Pedroia 2 (2, Kazmir; Kazmir), Youkilis (1, Kazmir), Bay (1, Balfour). RBI: Bay 4 (4), Pedroia 2 (2), Youkilis (2). GDP: Youkilis. Team RISP: 2-for-11. Team LOB: 13.

a-Flied out for Floyd in the 5th. b-Grounded out for Gross in the 8th. 1-Run for Navarro in the 11th. 2B: Peña (1), Longoria (2). HR: Longoria (1, Beckett), Upton (1, Beckett), Floyd (1, Beckett). RBI: Longoria 3 (3), Upton 2 (2), Crawford 2 (2), Floyd (1), Peña (1). SF: Upton. Team RISP: 4-for-6. Team LOB: 6. SB: Upton (1). DP: (Bartlett-Iwamura-Peña).

TAMPA BAY IP H R ER BB SO  
Kazmir 4.1 6 5 5 3 2  
Balfour 0.0 1 1 1 2 0  
Howell 1.1 0 1 1 1 2  
Bradford 1.1 4 1 1 0 1  
Miller 0.0 0 0 0 1 0  
Wheeler (BS, 1) 3.1 1 0 0 2 4  
Price (W, 1-0) 0.2 0 0 0 1 0  
**TOTALS 11.0 12 8 10 10**

Two out when winning run scored. Lopez pitched to 1 batter in the 5th. Balfour pitched to 3 batters in the 5th. Bradford pitched to 1 batter in the 8th. Miller pitched to 1 batter in the 8th. IBB: off Timlin 1 (Iwamura). WP: Wheeler. Umpires: HP: Sam Holbrook, 1B: Brian O'Nora, 2B: Brian Gorman, 3B: Alfonso Marquez, LF: Derryl Cousins, RF: Tim McClelland. Weather: 72 degrees, dome. Wind: Indoors. T: 5:27. Att: 34,904.

### GAME NOTES

- + **B.J. Upton's** bases-loaded sac fly scored pinch-runner **Fernando Perez** in the 11th inning, marking the Rays 12th walk-off win of the season...the walk-off win was the 3rd against the Red Sox in 2008.
- + The game was either tied or changed leads 6 times...teams combined to use 14 pitchers (7 each) and 37 players (19 Rays, 18 Red Sox)...the two clubs combined for 7 home runs (**Evan Longoria**, **B.J. Upton**, **Cliff Floyd**, **Dustin Pedroia**-2, **Kevin Youkilis**, **Jason Bay**), setting an ALCS record and matching the record for any postseason game (4th time).
- + Longoria snapped an 0-for-13 skid with his two-run HR in the 1st, marking his 3rd homer of the postseason, and later belted 2 doubles (3-5, 3-RBI, 3-R)...Upton hit his 4th HR of the postseason.
- + **David Price** became the 4th pitcher all-time to earn his first major league win in the postseason, joining **STL Josh Kinney** at NYM (2006), **ANA Francisco Rodriguez** at NYY (2002) and **ATL Odalis Perez** vs. **CHC** (1998).
- + Fourteen dozen balls were used in the contest.

ORGANIZATION  
COACHES & STAFF  
40-MAN ROSTER  
NON-ROSTER INVITES  
RECORDS & HISTORY  
2008 ALCS Box Scores & Notes  
YEARLY SUMMARIES  
OPPONENTS  
MINOR LEAGUE OPERATIONS  
BROADCAST INFORMATION  
TROPICANA FIELD & MISC.

## GAME 3 | MONDAY, OCTOBER 13 | RAYS 9, RED SOX 1 › (TB LEADS 2-1)

| FENWAY PARK | 1 | 2 | 3 | 4 | 5 | 6 | 7 | 8 | 9 | R | H  | E |
|-------------|---|---|---|---|---|---|---|---|---|---|----|---|
| TAMPA BAY   | 0 | 1 | 4 | 0 | 0 | 0 | 0 | 3 | 1 | 9 | 13 | 0 |
| BOSTON      | 0 | 0 | 0 | 0 | 0 | 0 | 1 | 0 | 0 | 1 | 7  | 0 |

| TAMPA BAY         | AB        | R        | H         | BI       | BB       | SO       |
|-------------------|-----------|----------|-----------|----------|----------|----------|
| Iwamura, 2B       | 5         | 1        | 2         | 0        | 0        | 1        |
| Upton, CF         | 5         | 1        | 2         | 3        | 0        | 1        |
| Peña, 1B          | 5         | 1        | 2         | 1        | 0        | 1        |
| Longoria, 3B      | 4         | 2        | 1         | 1        | 1        | 1        |
| Crawford, LF      | 5         | 0        | 1         | 0        | 0        | 2        |
| Aybar, DH         | 4         | 0        | 2         | 0        | 0        | 1        |
| 1-Perez, F, PR-DH | 0         | 1        | 0         | 0        | 0        | 0        |
| Navarro, C        | 4         | 1        | 1         | 1        | 0        | 0        |
| Baldelli, RF      | 3         | 1        | 1         | 3        | 1        | 1        |
| Gross, RF         | 0         | 0        | 0         | 0        | 0        | 0        |
| Bartlett, SS      | 4         | 1        | 1         | 0        | 0        | 1        |
| <b>TOTALS</b>     | <b>39</b> | <b>9</b> | <b>13</b> | <b>9</b> | <b>3</b> | <b>9</b> |

1-Ran for Aybar in the 8th. **2B:** Iwamura 2 (2). **HR:** Upton (2, Lester), Longoria (2, Lester), Baldelli (1, Byrd), Peña (1, Byrd). **RBI:** Navarro (1), Upton 3 (5), Longoria (4), Baldelli 3 (3), Peña (2). **Team RISP:** 2-for-11. **Team LOB:** 5. **SB:** Peña (1). **DP:** (Longoria-Iwamura-Peña).

| TAMPA BAY      | IP         | H        | R        | ER       | BB       | SO       |
|----------------|------------|----------|----------|----------|----------|----------|
| Garza (W, 1-0) | 6.0        | 6        | 1        | 1        | 3        | 5        |
| Howell         | 2.0        | 1        | 0        | 0        | 2        | 2        |
| Jackson        | 1.0        | 0        | 0        | 0        | 0        | 0        |
| <b>TOTALS</b>  | <b>9.0</b> | <b>7</b> | <b>1</b> | <b>1</b> | <b>3</b> | <b>7</b> |

Garza pitched to 2 batters in the 7th. **Umpires:** HP: Brian O'Nora, 1B: Brian Gorman, 2B: Alfonso Marquez, 3B: Derryl Cousins, LF: Tim McClelland, RF: Sam Holbrook. **Weather:** 59 degrees, cloudy. **Wind:** 10 mph, R to L. **T: 3:23. Att:** 38,031.

## GAME NOTES

+ Rays established a 2-1 series lead with their 9-1 win at Fenway.

+ **B.J. Upton, Evan Longoria, Rocco Baldelli** and **Carlos Peña** combined to slug 4 home runs, tying an ALCS record (10th time), and all 4 cleared the Green Monster...it marked the first career postseason home runs for both Baldelli (a Woonsocket, R.I., native) and Peña (Haverhill, Mass.).

+ Starter RH **Matt Garza** worked 6.0+ innings strong (6-H, 1-R/ER, 3-BB, 5-SO) and handed a 5-0 lead over to LH **J.P. Howell**, who then yielded a sacrifice fly to Jacoby Ellsbury, scoring Garza's runner Jason Varitek for Boston's only run.

+ Upton's home run, a 3-run shot that broke open a 4-0 lead, was his 5th of the postseason and came in his 28th postseason at-bat...the homer ended LH Jon Lester's streak of 16.0 innings this postseason without allowing an earned run.

+ Prior to the Rays 9-run outputs in Games 2 and 3, the Red Sox had never allowed 8 or more runs in back-to-back postseason games in franchise history.

## GAME 4 | TUESDAY, OCTOBER 14 | RAYS 13, RED SOX 4 › (TB LEADS 3-1)

| FENWAY PARK | 1 | 2 | 3 | 4 | 5 | 6 | 7 | 8 | 9 | R  | H  | E |
|-------------|---|---|---|---|---|---|---|---|---|----|----|---|
| TAMPA BAY   | 3 | 0 | 2 | 0 | 1 | 5 | 0 | 2 | 0 | 13 | 14 | 3 |
| BOSTON      | 0 | 0 | 1 | 0 | 0 | 0 | 1 | 2 | 0 | 4  | 7  | 0 |

| TAMPA BAY        | AB        | R         | H         | BI        | BB       | SO       |
|------------------|-----------|-----------|-----------|-----------|----------|----------|
| Iwamura, 2B      | 5         | 1         | 0         | 0         | 1        | 1        |
| Upton, CF        | 3         | 2         | 1         | 1         | 2        | 0        |
| Peña, 1B         | 3         | 3         | 1         | 2         | 2        | 1        |
| Longoria, 3B     | 4         | 2         | 1         | 2         | 1        | 1        |
| Crawford, LF     | 5         | 3         | 5         | 2         | 0        | 0        |
| Aybar, DH        | 5         | 1         | 4         | 5         | 0        | 1        |
| Navarro, C       | 4         | 0         | 1         | 1         | 1        | 0        |
| Perez, F, RF     | 5         | 0         | 0         | 0         | 0        | 2        |
| Bartlett, SS     | 4         | 1         | 1         | 0         | 0        | 1        |
| a-Zobrist, PH-SS | 1         | 0         | 0         | 0         | 0        | 0        |
| <b>TOTALS</b>    | <b>39</b> | <b>13</b> | <b>14</b> | <b>13</b> | <b>7</b> | <b>7</b> |

a-Filed out for Bartlett in the 9th. **2B:** Crawford 2 (2). **3B:** Bartlett (1), Crawford (1). **HR:** Peña (2, Wakefield), Longoria (3, Wakefield), Aybar (1, Wakefield). **RBI:** Peña 2 (4), Longoria 2 (6), Aybar 5 (5), Upton (6), Crawford 2 (4), Navarro (2). **GIDP:** Navarro. **Team RISP:** 8-for-12. **Team LOB:** 6. **SB:** Upton (2), Crawford 2 (2). **E:** Longoria 2 (2), Upton (1). **DP:** (Iwamura-Bartlett-Peña).

| TAMPA BAY            | IP         | H        | R        | ER       | BB       | SO       |
|----------------------|------------|----------|----------|----------|----------|----------|
| Sonnanstine (W, 1-0) | 7.1        | 6        | 4        | 3        | 1        | 2        |
| Miller               | 0.1        | 1        | 0        | 0        | 0        | 1        |
| Jackson              | 1.1        | 0        | 0        | 0        | 2        | 4        |
| <b>TOTALS</b>        | <b>9.0</b> | <b>7</b> | <b>4</b> | <b>3</b> | <b>3</b> | <b>7</b> |

**Umpires:** HP: Brian Gorman, 1B: Alfonso Marquez, 2B: Derryl Cousins, 3B: Tim McClelland, LF: Sam Holbrook, RF: Brian O'Nora. **Weather:** 60 degrees, partly cloudy. **Wind:** 13 mph, Out to CF. **T: 3:07. Att:** 38,133.

## GAME NOTES

+ The Rays grabbed a 3-1 series lead with their 13-4 defeat of the Red Sox in Boston...gave the Rays 4 straight wins at Fenway...Rays had won that many in a row there just once before in club history, and that was 9 years ago - April 18-July 1, 1999.

+ Rays pounded out 14 hits, went 8-for-12 with runners in scoring position, and forced starter Tim Wakefield from the game after 2.2 innings.

+ **Carl Crawford** went 5-for-5, tying the postseason record for most hits in a game and matching his career high, with 2-2B, 3B, 2-RBI, 3-R, 2-SB...C.C. and **Willy Aybar**, slotted 5th and 6th in the lineup, combined to go 9-for-10 with 7-RBI, HR, 3B, 2-2B, 4-R.

+ Rays hit 3 HR, all off Wakefield over the Green Monster, giving them 7 HR in 2 ALCS games in Boston, all of them over the Monster...Rays led the entire game after **Carlos Peña's** 2-run homer in the 1st inning...next batter, **Evan Longoria** hit his 3rd HR of the series and 5th of the postseason, breaking FLA Miguel Cabrera's rookie record of 4 set in 2003.

+ Rays defense committed their first 3 errors of the postseason (8th game), the first 2 coming from Longoria on the same play (fielding, throwing) with Jason Bay batting in the 2nd inning.

**GAME 5 | THURSDAY, OCTOBER 16 | RED SOX 8, RAYS 7 | (TB LEADS 3-2)**

| FENWAY PARK      |                        | 1             | 2 | 3 | 4 | 5 | 6 | 7                      | 8 | 9 | R | H  | E |   |
|------------------|------------------------|---------------|---|---|---|---|---|------------------------|---|---|---|----|---|---|
| TAMPA BAY        |                        | 2             | 0 | 3 | 0 | 0 | 0 | 2                      | 0 | 0 | 2 | 0  | 7 | 8 |
| BOSTON           |                        | 0             | 0 | 0 | 0 | 0 | 0 | 4                      | 3 | 1 | 8 | 11 | 0 |   |
| <b>TAMPA BAY</b> | <b>AB R H BI BB SO</b> | <b>BOSTON</b> |   |   |   |   |   | <b>AB R H BI BB SO</b> |   |   |   |    |   |   |
| Iwamura, 2B      | 3 2 1 0 2 0            | Crisp, CF     |   |   |   |   |   | 4 1 2 1 1 1            |   |   |   |    |   |   |
| Upton, CF        | 4 2 3 4 1 1            | Pedroia, 1B   |   |   |   |   |   | 5 1 1 1 0 0            |   |   |   |    |   |   |
| Peña, 1B         | 4 1 2 2 1 1            | Ortiz, DH     |   |   |   |   |   | 5 1 1 3 0 2            |   |   |   |    |   |   |
| Longoria, 3B     | 4 1 1 1 0 1            | Youkilis, 3B  |   |   |   |   |   | 4 1 2 0 1 1            |   |   |   |    |   |   |
| Crawford, LF     | 4 0 0 0 0 0            | Bay, LF       |   |   |   |   |   | 3 1 0 0 2 2            |   |   |   |    |   |   |
| Floyd, DH        | 2 0 0 0 0 1            | Drew, RF      |   |   |   |   |   | 4 1 2 3 1 0            |   |   |   |    |   |   |
| a-Aybar, PH-DH   | 2 0 0 0 0 1            | Lowrie, SS    |   |   |   |   |   | 4 1 1 0 0 0            |   |   |   |    |   |   |
| Navarro, C       | 4 0 0 0 0 0            | Varitek, C    |   |   |   |   |   | 2 0 0 0 0 1            |   |   |   |    |   |   |
| Gross, RF        | 3 0 0 0 1 1            | a-Casey, PH   |   |   |   |   |   | 1 0 0 0 0 1            |   |   |   |    |   |   |
| Bartlett, SS     | 3 1 1 0 1 0            | Cash, C       |   |   |   |   |   | 0 0 0 0 0 0            |   |   |   |    |   |   |
| <b>TOTALS</b>    | <b>33 7 8 7 6 6</b>    | <b>TOTALS</b> |   |   |   |   |   | <b>36 8 11 8 5 9</b>   |   |   |   |    |   |   |

a-Popped out for Floyd in the 6th. **2B:** Upton (1). **HR:** Upton (3, Matsuzaka), Peña (3, Matsuzaka), Longoria (4, Matsuzaka). **RBI:** Upton 4 (10), Peña 2 (6), Longoria (7). **GIDP:** Longoria, Peña. **Team RISP:** 1-for-7. **Team LOB:** 5. **SB:** Gross (1), Iwamura 2 (2), Bartlett (1). **E:** Longoria (3). **Outfield assists:** Gross (Crisp at 2nd base).  
**TAMPA BAY** IP H R ER BB SO  
Kazmir 6.0 2 0 0 3 7  
Balfour 0.2 4 4 0 0 0  
Wheeler (BS, 2) 1.1 3 3 3 1 1  
Howell (L, 0-1) 0.2 2 1 1 1 1  
**TOTALS** 8.2 11 8 8 5 9  
**BOSTON** IP H R ER BB SO  
Matsuzaka 4.0 5 5 5 2 2  
Okajima 2.0 1 0 0 0 2  
Delcarmen 0.0 0 2 2 2 0  
Papelbon 2.0 1 0 0 1 2  
Masterson (W, 1-0) 1.0 1 0 0 1 0  
**TOTALS** 9.0 8 7 7 6 6

Two out when winning run scored. Matsuzaka pitched to 1 batter in the 5th. Delcarmen pitched to 2 batters in the 7th. **IBB:** off Howell 1 (Bay), off Papelbon 1 (Peña). **WP:** Kazmir, HB: Varitek (by Kazmir). **Umpires:** HP: Alfonso Marquez, 1B: Derryl Cousins, 2B: Tim McClelland, 3B: Sam Holbrook, LF: Brian O'Nora, RF: Brian Gorman. **Weather:** 66 degrees, partly cloudy. **Wind:** 15 mph, L to R. T: 4:08. **Att:** 38,437.

**GAME NOTES**

- + Leading 7-0 with 7 outs remaining in the game, the Rays lost 8-7 to the Red Sox in the second-largest comeback in postseason history...Boston trimmed the series lead to 3-2...the only larger comeback in postseason history came in Game 4 of the 1929 World Series when the Philadelphia A's defeated the Chicago Cubs 10-8 after trailing 8-0...it was the largest comeback by a team facing elimination.
- + The Rays suffered their largest blown lead of the season (had not blown a lead larger than 3) and their first loss of the year after leading by 5 or more runs.
- + **B.J. Upton, Carlos Peña and Evan Longoria** each hit a HR, giving the Rays an ALCS-record 13 in the series and 19 in the postseason...all 3 homers came off Daisuke Matsuzaka.
- + **Scott Kazmir** tossed 6.0 shutout innings of 2-hit ball, striking out 7 and walking 3, and received no decision despite exiting with a 7-0 lead.
- + Upton went 3-for-4 with 4 RBI, HR, 2B, BB, 2 R, and his 2-run homer in the 1st inning was his 6th of the postseason coming in his 35th postseason at-bat...he became the 7th player in LCS history to have at least 10 RBI in a series.

**GAME 6 | SATURDAY, OCTOBER 18 | RED SOX 4, RAYS 2 | (TIED 3-3)**

| TROPICANA FIELD |                        | 1                | 2 | 3 | 4 | 5 | 6 | 7                      | 8 | 9 | R | H  | E |  |
|-----------------|------------------------|------------------|---|---|---|---|---|------------------------|---|---|---|----|---|--|
| BOSTON          |                        | 0                | 1 | 1 | 0 | 0 | 2 | 0                      | 0 | 0 | 4 | 10 | 0 |  |
| TAMPA BAY       |                        | 1                | 0 | 0 | 1 | 0 | 0 | 0                      | 0 | 0 | 2 | 4  | 1 |  |
| <b>BOSTON</b>   | <b>AB R H BI BB SO</b> | <b>TAMPA BAY</b> |   |   |   |   |   | <b>AB R H BI BB SO</b> |   |   |   |    |   |  |
| Crisp, CF       | 4 1 3 0 1 0            | Iwamura, 2B      |   |   |   |   |   | 4 0 0 0 0 2            |   |   |   |    |   |  |
| Pedroia, 2B     | 4 1 0 0 1 1            | Upton, CF        |   |   |   |   |   | 4 1 1 1 0 0            |   |   |   |    |   |  |
| Ortiz, DH       | 4 0 2 1 1 1            | Peña, 1B         |   |   |   |   |   | 3 0 0 0 1 1            |   |   |   |    |   |  |
| Youkilis, 3B    | 5 1 1 2 0 1            | Longoria, 3B     |   |   |   |   |   | 3 0 0 0 1 0            |   |   |   |    |   |  |
| Drew, RF        | 4 0 2 0 1 0            | Crawford, LF     |   |   |   |   |   | 4 0 1 0 0 1            |   |   |   |    |   |  |
| Bay, LF         | 3 0 0 0 0 1            | Floyd, DH        |   |   |   |   |   | 2 0 0 0 0 1            |   |   |   |    |   |  |
| Kotsay, 1B      | 5 0 1 0 0 0            | b-Aybar, PH-DH   |   |   |   |   |   | 2 0 0 0 0 0            |   |   |   |    |   |  |
| Lowrie, SS      | 3 0 0 0 1 1            | Navarro, C       |   |   |   |   |   | 3 0 1 0 0 0            |   |   |   |    |   |  |
| Varitek, C      | 4 1 1 1 0 0            | Gross, RF        |   |   |   |   |   | 1 0 0 0 0 1            |   |   |   |    |   |  |
| <b>TOTALS</b>   | <b>36 4 10 4 6 4</b>   | <b>TOTALS</b>    |   |   |   |   |   | <b>29 2 4 2 2 6</b>    |   |   |   |    |   |  |

**2B:** Ortiz (1), Drew (1). **HR:** Youkilis (2, Shields), Varitek (1, Shields). **RBI:** Youkilis 2 (6), Varitek (1), Ortiz (4). **GIDP:** Youkilis. **Team RISP:** 1-for-9. **Team LOB:** 12. **DP:** (Lowrie-Pedroia-Kotsay).  
**BOSTON** IP H R ER BB SO  
Beckett (W, 1-0) 5.0 4 2 2 1 3  
Okajima 2.0 0 0 0 1 1  
Masterson 1.0 0 0 0 1 1  
Papelbon (S, 2) 1.0 0 0 0 1 1  
**TOTALS** 9.0 4 2 2 2 6  
**TAMPA BAY** IP H R ER BB SO  
Shields (L, 0-2) 5.2 9 4 3 3 3  
Howell 1.0 1 0 0 0 1  
Balfour 0.1 0 0 0 2 0  
Bradford 1.2 0 0 0 1 0  
Miller 0.1 0 0 0 0 0  
**TOTALS** 9.0 10 4 3 6 4

Balfour pitched to 1 batter in the 8th. **IBB:** off Bradford 1 (Ortiz). **HB:** Bartlett (by Beckett), Bartlett (by Masterson), Bay (by Howell). **Umpires:** HP: Derryl Cousins, 1B: Tim McClelland, 2B: Sam Holbrook, 3B: Brian O'Nora, LF: Brian Gorman, RF: Alfonso Marquez. **Weather:** 72 degrees, dome. **Wind:** Indoors. T: 3:48. **Att:** 40,947.

**GAME NOTES**

- + Rays fell to the Red Sox by a score of 4-2, knotting the series at 3-3 and forcing Game 7...Josh Beckett and the Sox bullpen held the Rays to 4 hits, none of them after the 5th inning.
- + In the first inning, **B.J. Upton** hit his 4th home run of the ALCS, a solo shot off the C-ring catwalk giving the Rays a 1-0 lead...it was his 7th HR of the postseason, tied for 4th-most in a single postseason, and coming in his 39th at-bat (5.57 AB/HR)...it was also his 11th RBI of the series, tying BOS David Ortiz's 2004 record for most RBI in an LCS at the time...TEX Nelson Cruz totaled 13 RBI in 2011.
- + **Jason Bartlett** added a solo shot to tie the game at 2-2 in the 5th inning, becoming the 8th different Rays batter to hit a home run in the postseason...Bartlett was also hit by a pitch twice, becoming the first player to do so in the ALCS since DET Pat Sheridan in Game 5 of the 1987 ALCS.

GAME 7 | SUNDAY, OCTOBER 19 | RAYS 3, RED SOX 1 › (TB WINS 4-3)

TROPICANA FIELD

|           | 1 | 2 | 3 | 4 | 5 | 6 | 7 | 8 | 9 | R | H | E |
|-----------|---|---|---|---|---|---|---|---|---|---|---|---|
| BOSTON    | 1 | 0 | 0 | 0 | 0 | 0 | 0 | 0 | 0 | 0 | 1 | 3 |
| TAMPA BAY | 0 | 0 | 0 | 1 | 1 | 0 | 1 | 0 | X | 3 | 6 | 1 |

GAME NOTES

- + Rays advanced to the World Series with a 3-1 win over the Red Sox...Rays won their first American League pennant in their first-ever trip to the postseason.
- + Rays became the first club ever to lose Games 5 and 6 of the ALCS and then win Game 7.
- + Rays become the 2nd team in MLB history to advance to the Fall Classic one year after having the worst record in baseball (1991 Atlanta Braves).
- + ALCS MVP **Matt Garza** tossed 7.0+ innings of 2-hit ball, allowing just one run on Dustin Pedroia's first-inning solo homer...he struck out 9, walked 3 and hit a batter...Garza, 24, beat Jon Lester for the 2nd time in the series and became the youngest pitcher ever to win ALCS MVP honors.
- + **Joe Maddon** used 5 pitchers in the 8th inning (Garza, **Dan Wheeler**, **J.P. Howell**, **Chad Bradford** and **David Price**) as the Rays held the Sox scoreless and left the bases loaded.
- + Price was on the mound for the final out, recording the first save of his career (regular or postseason).
- + Teams combined for 26 homers, most in any series.

| BOSTON        | AB        | R        | H        | BI       | BB       | SO        |
|---------------|-----------|----------|----------|----------|----------|-----------|
| Crisp, CF     | 4         | 0        | 1        | 0        | 0        | 1         |
| Pedroia, 2B   | 2         | 1        | 1        | 1        | 1        | 0         |
| Ortiz, DH     | 3         | 0        | 0        | 0        | 1        | 2         |
| Youklis, 3B   | 3         | 0        | 0        | 0        | 1        | 0         |
| Drew, RF      | 3         | 0        | 0        | 0        | 1        | 2         |
| Bay, LF       | 3         | 0        | 1        | 0        | 1        | 2         |
| Kotsay, 1B    | 4         | 0        | 0        | 0        | 1        | 1         |
| Varetek, C    | 4         | 0        | 0        | 0        | 0        | 3         |
| Cora, SS      | 3         | 0        | 0        | 0        | 0        | 1         |
| a-Lowrie, PH  | 1         | 0        | 0        | 0        | 0        | 0         |
| <b>TOTALS</b> | <b>30</b> | <b>1</b> | <b>3</b> | <b>1</b> | <b>5</b> | <b>12</b> |

| TAMPA BAY     | AB        | R        | H        | BI       | BB       | SO       |
|---------------|-----------|----------|----------|----------|----------|----------|
| Iwamura, 2B   | 4         | 0        | 1        | 0        | 0        | 0        |
| Upton, CF     | 4         | 0        | 0        | 0        | 0        | 1        |
| Peña, 1B      | 4         | 1        | 0        | 0        | 0        | 2        |
| Longoria, 3B  | 3         | 0        | 1        | 1        | 0        | 0        |
| Crawford, LF  | 3         | 0        | 0        | 0        | 0        | 2        |
| Aybar, DH     | 3         | 2        | 2        | 1        | 0        | 0        |
| Navarro, C    | 3         | 0        | 1        | 0        | 0        | 1        |
| Baldelli, RF  | 3         | 0        | 1        | 1        | 0        | 2        |
| Gross, RF     | 0         | 0        | 0        | 0        | 0        | 0        |
| Bartlett, SS  | 3         | 0        | 0        | 0        | 0        | 1        |
| <b>TOTALS</b> | <b>30</b> | <b>3</b> | <b>6</b> | <b>3</b> | <b>0</b> | <b>9</b> |

a-Grouped into a forecourt for Cora in the 9th.  
**HR:** Pedroia (3, Garza). **RBI:** Pedroia (5). **Team RISP:** 0-for-6. **Team LOB:** 8. **SB:** Pedroia (2). **CS:** Pedroia (1).

**2B:** Longoria (3), Aybar (1). **HR:** Aybar (2), Lester (1). **RBI:** Longoria (8), Baldelli (4), Aybar (6). **Team RISP:** 2-for-6. **Team LOB:** 3. **E:** Bartlett (2). **DP:** (Navarro-Bartlett).

| BOSTON          | IP         | H        | R        | ER       | BB       | SO       |
|-----------------|------------|----------|----------|----------|----------|----------|
| Lester (L, 0-2) | 7.0        | 6        | 3        | 3        | 0        | 8        |
| Okajima         | 1.0        | 0        | 0        | 0        | 0        | 1        |
| <b>TOTALS</b>   | <b>8.0</b> | <b>6</b> | <b>3</b> | <b>3</b> | <b>0</b> | <b>9</b> |

| TAMPA BAY      | IP         | H        | R        | ER       | BB       | SO        |
|----------------|------------|----------|----------|----------|----------|-----------|
| Garza (W, 2-0) | 7.0        | 2        | 1        | 1        | 3        | 9         |
| Wheeler        | 0.1        | 1        | 0        | 0        | 0        | 0         |
| Howell         | 0.1        | 0        | 0        | 0        | 0        | 0         |
| Bradford       | 0.0        | 0        | 0        | 0        | 1        | 0         |
| Price (S, 1)   | 1.1        | 0        | 0        | 0        | 1        | 3         |
| <b>TOTALS</b>  | <b>9.0</b> | <b>3</b> | <b>1</b> | <b>1</b> | <b>5</b> | <b>12</b> |

Garza pitched to 1 batter in the 8th. Bradford pitched to 1 batter in the 8th. **HB:** Pedroia (by Garza). **Umpires:** HP: Brian Gorman, 1B: Sam Holbrook, 2B: Brian O'Nora, 3B: Tim McClelland, LF: Alfonso Marquez, RF: Angel Hernandez. **Weather:** 72 degrees, dome. **Wind:** Indoors. **T:** 3:31. **Att:** 40,473.

2008 RAYS ALCS STATISTICS

| PLAYER           | AVG         | G        | AB         | R         | H         | TB         | 2B        | 3B       | HR        | RBI       | SH       | SF       | HP       | BB        | IBB      | SO        | SB        | CS       | DP       | E        | SLG         | OBP         | PINCH HIT |          |          |          |
|------------------|-------------|----------|------------|-----------|-----------|------------|-----------|----------|-----------|-----------|----------|----------|----------|-----------|----------|-----------|-----------|----------|----------|----------|-------------|-------------|-----------|----------|----------|----------|
|                  |             |          |            |           |           |            |           |          |           |           |          |          |          |           |          |           |           |          |          |          |             |             | AB        | H        | HR       | RBI      |
| Aybar            | .421        | 6        | 19         | 3         | 8         | 15         | 1         | 0        | 2         | 6         | 0        | 0        | 0        | 0         | 0        | 3         | 0         | 0        | 0        | 0        | .789        | .421        | 3         | 0        | 0        | 0        |
| Baldelli         | .333        | 2        | 6          | 1         | 2         | 5          | 0         | 0        | 1         | 4         | 0        | 0        | 0        | 1         | 0        | 3         | 0         | 0        | 0        | 0        | .833        | .429        | 0         | 0        | 0        | 0        |
| Bartlett         | .217        | 7        | 23         | 4         | 5         | 10         | 0         | 1        | 1         | 1         | 0        | 0        | 2        | 1         | 0        | 5         | 1         | 0        | 0        | 2        | .435        | .308        | 0         | 0        | 0        | 0        |
| Crawford         | .345        | 7        | 29         | 3         | 10        | 14         | 2         | 1        | 0         | 4         | 0        | 0        | 0        | 1         | 0        | 7         | 3         | 0        | 0        | 0        | .483        | .367        | 0         | 0        | 0        | 0        |
| Floyd            | .200        | 4        | 10         | 1         | 2         | 5          | 0         | 0        | 1         | 1         | 0        | 0        | 0        | 0         | 4        | 4         | 0         | 0        | 0        | 0        | .500        | .200        | 0         | 0        | 0        | 0        |
| Gross            | .000        | 6        | 10         | 0         | 0         | 0          | 0         | 0        | 0         | 0         | 0        | 0        | 0        | 1         | 0        | 5         | 1         | 0        | 0        | 0        | .000        | .091        | 0         | 0        | 0        | 0        |
| Hernandez        | .000        | 0        | 0          | 0         | 0         | 0          | 0         | 0        | 0         | 0         | 0        | 0        | 0        | 0         | 0        | 0         | 0         | 0        | 0        | 0        | .000        | .000        | 0         | 0        | 0        | 0        |
| Hinske           | .000        | 0        | 0          | 0         | 0         | 0          | 0         | 0        | 0         | 0         | 0        | 0        | 0        | 0         | 0        | 0         | 0         | 0        | 0        | 0        | .000        | .000        | 0         | 0        | 0        | 0        |
| Iwamura          | .207        | 7        | 29         | 4         | 6         | 8          | 2         | 0        | 0         | 0         | 0        | 0        | 0        | 5         | 1        | 5         | 2         | 0        | 0        | 0        | .276        | .324        | 0         | 0        | 0        | 0        |
| Longoria         | .259        | 7        | 27         | 8         | 7         | 22         | 3         | 0        | 0         | 4         | 8        | 0        | 0        | 3         | 0        | 5         | 0         | 0        | 0        | 3        | .815        | .333        | 0         | 0        | 0        | 0        |
| Navarro          | .192        | 7        | 26         | 1         | 5         | 5          | 0         | 0        | 0         | 2         | 0        | 0        | 0        | 2         | 0        | 4         | 0         | 1        | 1        | 0        | .192        | .250        | 0         | 0        | 0        | 0        |
| Peña             | .269        | 7        | 26         | 8         | 7         | 17         | 1         | 0        | 3         | 6         | 0        | 0        | 0        | 6         | 1        | 7         | 1         | 0        | 1        | 0        | .654        | .406        | 0         | 0        | 0        | 0        |
| Perez            | .000        | 3        | 5          | 2         | 0         | 0          | 0         | 0        | 0         | 0         | 0        | 0        | 0        | 0         | 0        | 2         | 0         | 0        | 0        | 0        | .000        | .000        | 0         | 0        | 0        | 0        |
| Upton            | .321        | 7        | 28         | 8         | 9         | 22         | 1         | 0        | 4         | 11        | 0        | 1        | 0        | 4         | 0        | 7         | 2         | 0        | 0        | 1        | .786        | .394        | 0         | 0        | 0        | 0        |
| Zobrist          | .000        | 3        | 4          | 0         | 0         | 0          | 0         | 0        | 0         | 0         | 0        | 0        | 0        | 1         | 0        | 0         | 0         | 0        | 0        | 0        | .000        | .200        | 3         | 0        | 0        | 0        |
| <b>Tampa Bay</b> | <b>.252</b> | <b>7</b> | <b>242</b> | <b>43</b> | <b>61</b> | <b>123</b> | <b>10</b> | <b>2</b> | <b>16</b> | <b>43</b> | <b>0</b> | <b>1</b> | <b>2</b> | <b>25</b> | <b>2</b> | <b>57</b> | <b>10</b> | <b>1</b> | <b>5</b> | <b>6</b> | <b>.508</b> | <b>.326</b> | <b>6</b>  | <b>0</b> | <b>0</b> | <b>0</b> |
| <b>Opponents</b> | <b>.234</b> | <b>7</b> | <b>244</b> | <b>28</b> | <b>57</b> | <b>102</b> | <b>13</b> | <b>1</b> | <b>10</b> | <b>27</b> | <b>0</b> | <b>2</b> | <b>4</b> | <b>35</b> | <b>2</b> | <b>56</b> | <b>2</b>  | <b>1</b> | <b>5</b> | <b>0</b> | <b>.418</b> | <b>.337</b> | <b>4</b>  | <b>0</b> | <b>0</b> | <b>0</b> |

| PITCHER          | R/L | W        | L        | ERA         | G        | GS       | CG       | GF       | SHO      | SV       | IP          | H         | R         | ER        | HR        | HB       | BB        | IBB      | SO        | WP       | BK       | AVG         |
|------------------|-----|----------|----------|-------------|----------|----------|----------|----------|----------|----------|-------------|-----------|-----------|-----------|-----------|----------|-----------|----------|-----------|----------|----------|-------------|
| Balfour          | R   | 0        | 0        | 19.29       | 4        | 0        | 0        | 0        | 0        | 0        | 2.1         | 5         | 5         | 5         | 2         | 1        | 4         | 0        | 0         | 0        | 0        | .417        |
| Bradford         | R   | 0        | 0        | 3.00        | 3        | 0        | 0        | 0        | 0        | 0        | 3.0         | 4         | 1         | 1         | 0         | 0        | 2         | 1        | 1         | 0        | 0        | .333        |
| Garza            | R   | 2        | 0        | 1.38        | 2        | 2        | 0        | 0        | 0        | 0        | 13.0        | 8         | 2         | 2         | 1         | 1        | 6         | 0        | 14        | 0        | 0        | .170        |
| Howell           | L   | 0        | 1        | 3.38        | 6        | 0        | 0        | 1        | 0        | 0        | 5.1         | 5         | 2         | 2         | 2         | 1        | 3         | 1        | 6         | 0        | 0        | .250        |
| Jackson          | R   | 0        | 0        | 0.00        | 2        | 0        | 0        | 2        | 0        | 0        | 2.1         | 0         | 0         | 0         | 0         | 0        | 2         | 0        | 4         | 0        | 0        | .000        |
| Kazmir           | L   | 0        | 0        | 4.35        | 2        | 2        | 0        | 0        | 0        | 0        | 10.1        | 8         | 5         | 3         | 1         | 6        | 0         | 9        | 1         | 0        | 0        | .205        |
| Miller           | L   | 0        | 0        | 0.00        | 3        | 0        | 0        | 1        | 0        | 0        | 0.2         | 1         | 0         | 0         | 0         | 0        | 1         | 0        | 1         | 0        | 0        | .333        |
| Price            | L   | 1        | 0        | 0.00        | 3        | 0        | 0        | 3        | 0        | 1        | 2.1         | 0         | 0         | 0         | 0         | 0        | 2         | 0        | 4         | 0        | 0        | .000        |
| Shields          | R   | 0        | 2        | 3.46        | 2        | 2        | 0        | 0        | 0        | 0        | 13.0        | 15        | 6         | 5         | 2         | 0        | 5         | 0        | 9         | 0        | 0        | .294        |
| Sonnanstine      | R   | 1        | 0        | 3.68        | 1        | 1        | 0        | 0        | 0        | 0        | 7.1         | 6         | 4         | 3         | 1         | 0        | 1         | 0        | 2         | 0        | 0        | .214        |
| Wheeler          | R   | 0        | 0        | 5.40        | 3        | 0        | 0        | 0        | 0        | 0        | 5.0         | 5         | 3         | 3         | 1         | 0        | 3         | 0        | 5         | 1        | 0        | .278        |
| <b>Tampa Bay</b> |     | <b>4</b> | <b>3</b> | <b>3.62</b> | <b>7</b> | <b>7</b> | <b>0</b> | <b>7</b> | <b>0</b> | <b>1</b> | <b>64.2</b> | <b>57</b> | <b>28</b> | <b>26</b> | <b>10</b> | <b>4</b> | <b>35</b> | <b>2</b> | <b>56</b> | <b>2</b> | <b>0</b> | <b>.234</b> |
| <b>Opponents</b> |     | <b>3</b> | <b>4</b> | <b>5.94</b> | <b>7</b> | <b>7</b> | <b>0</b> | <b>7</b> | <b>1</b> | <b>2</b> | <b>63.2</b> | <b>61</b> | <b>43</b> | <b>42</b> | <b>16</b> | <b>2</b> | <b>25</b> | <b>2</b> | <b>57</b> | <b>1</b> | <b>0</b> | <b>.252</b> |

# TB 2008 WORLD SERIES BOX SCORES & NOTES

## GAME 1 | WEDNESDAY, OCTOBER 22 | PHILLIES 3, RAYS 2 › (PHI LEADS 1-0)

| TROPICANA FIELD    |           | 1        | 2        | 3        | 4        | 5        | 6             | 7         | 8        | 9        | R        | H        | E        |
|--------------------|-----------|----------|----------|----------|----------|----------|---------------|-----------|----------|----------|----------|----------|----------|
| PHILADELPHIA       |           | 2        | 0        | 0        | 1        | 0        | 0             | 0         | 0        | 0        | 3        | 8        | 1        |
| TAMPA BAY          |           | 0        | 0        | 0        | 1        | 1        | 0             | 0         | 0        | 0        | 2        | 5        | 1        |
| PHILADELPHIA       | AB        | R        | H        | BI       | BB       | SO       | TAMPA BAY     | AB        | R        | H        | BI       | BB       | SO       |
| Rollins, SS        | 5         | 0        | 0        | 0        | 0        | 2        | Iwamura, 2B   | 4         | 0        | 3        | 1        | 0        | 0        |
| Werth, RF          | 4         | 1        | 2        | 0        | 1        | 1        | Upton, CF     | 4         | 0        | 0        | 0        | 0        | 1        |
| Utley, 2B          | 4         | 1        | 2        | 2        | 1        | 0        | Peña, 1B      | 4         | 0        | 0        | 0        | 0        | 1        |
| Howard, 1B         | 4         | 0        | 0        | 0        | 1        | 3        | Longoria, 3B  | 4         | 0        | 0        | 0        | 0        | 3        |
| Burrell, LF        | 3         | 0        | 0        | 0        | 1        | 2        | Crawford, LF  | 4         | 1        | 1        | 1        | 0        | 0        |
| 1-Bruntlett, PR-LF | 1         | 0        | 0        | 0        | 0        | 0        | Aybar, DH     | 3         | 0        | 0        | 0        | 0        | 1        |
| Victorino, CF      | 4         | 1        | 2        | 0        | 0        | 1        | Navarro, C    | 3         | 0        | 0        | 0        | 0        | 2        |
| Feliz, 3B          | 3         | 0        | 2        | 0        | 1        | 0        | Zobrist, RF   | 3         | 0        | 1        | 0        | 0        | 0        |
| Coste, DH          | 4         | 0        | 0        | 0        | 0        | 0        | Bartlett, SS  | 1         | 1        | 0        | 0        | 2        | 0        |
| Ruiz, C            | 3         | 0        | 0        | 1        | 1        | 0        | Kazmir, P     | 0         | 0        | 0        | 0        | 0        | 0        |
| Hamels, P          | 0         | 0        | 0        | 0        | 0        | 0        | Howell, P     | 0         | 0        | 0        | 0        | 0        | 0        |
| Madson, P          | 0         | 0        | 0        | 0        | 0        | 0        | Balfour, P    | 0         | 0        | 0        | 0        | 0        | 0        |
| Lidge, P           | 0         | 0        | 0        | 0        | 0        | 0        | Miller, P     | 0         | 0        | 0        | 0        | 0        | 0        |
| <b>TOTALS</b>      | <b>35</b> | <b>3</b> | <b>8</b> | <b>3</b> | <b>6</b> | <b>9</b> | <b>TOTALS</b> | <b>30</b> | <b>2</b> | <b>5</b> | <b>2</b> | <b>2</b> | <b>8</b> |

1-Ran for Burrell in the 7th. **2B:** Werth 2 (2).  
**HR:** Utley (1, Kazmir). **RBI:** Utley 2 (2), Ruiz (1).  
**Team RISP:** 0-for-13. **Team LOB:** 11. **SB:** Utley 2 (2), Werth (1). **E:** Howard (1). **DP:** 2 (Feliz-Utley-Howard, Utley-Rollins-Howard).

| PHILADELPHIA    | IP         | H        | R        | ER       | BB       | SO       |
|-----------------|------------|----------|----------|----------|----------|----------|
| Hamels (W, 1-0) | 7.0        | 5        | 2        | 2        | 2        | 5        |
| Madson          | 1.0        | 0        | 0        | 0        | 0        | 1        |
| Lidge (S, 1)    | 1.0        | 0        | 0        | 0        | 0        | 2        |
| <b>TOTALS</b>   | <b>9.0</b> | <b>5</b> | <b>2</b> | <b>2</b> | <b>2</b> | <b>8</b> |

**2B:** Iwamura (1). **HR:** Crawford (1, Hamels).  
**RBI:** Crawford (1), Iwamura (1). **GIDP:** Upton 2. **Team RISP:** 2-for-4. **Team LOB:** 3. **SB:** Bartlett (1). **CS:** Peña (1). **E:** Peña (1). **Outfield assists:** Upton (Victorino at home). **DP:** (Upton-Navarro).

| TAMPA BAY       | IP         | H        | R        | ER       | BB       | SO       |
|-----------------|------------|----------|----------|----------|----------|----------|
| Kazmir (L, 0-1) | 6.0        | 6        | 3        | 3        | 4        | 4        |
| Howell          | 0.2        | 1        | 0        | 0        | 1        | 2        |
| Balfour         | 1.2        | 1        | 0        | 0        | 1        | 2        |
| Miller          | 0.1        | 0        | 0        | 0        | 0        | 1        |
| Wheeler, P      | 0.1        | 0        | 0        | 0        | 0        | 0        |
| <b>TOTALS</b>   | <b>9.0</b> | <b>8</b> | <b>3</b> | <b>3</b> | <b>6</b> | <b>9</b> |

**IBB:** off Balfour 1 (Utley). **WP:** Howell. **Umpires:** HP: Tim Welke, 1B: Kerwin Danley, 2B: Fieldin Culbreth, 3B: Tom Hallion, LF: Jeff Kellogg, RF: Tim Tschida.  
**Weather:** 72 degrees, dome. **Wind:** Indoors. **T:** 3:23. **Att:** 40,783.

### GAME NOTES

- + Rays dropped their first-ever World Series game, 3-2.
- + Phillies took a 2-0 lead in the opening frame on a Chase Utley home run...the last time a player hit a home run in the top of the first in Game 1 of a World Series was 42 years prior - in 1966 BAL Frank Robinson and Brooks Robinson hit back-to-back shots off LAD Don Drysdale at Dodger Stadium.
- + Rays 3-4-5 hitters **B.J. Upton**, **Carlos Peña** and **Evan Longoria** were a combined 0-for-12 with 5 SO...Upton grounded into a pair of double plays in his first two plate appearances becoming the first player in ML history to ground into a DP in each of his first two career PA in a World Series.
- + Phillies were 0-for-13 with runners in scoring position, the most AB without a hit with RISP for any team in any game in World Series history.
- + Marked the first time Rays had ever trailed in any postseason series.

## GAME 2 | THURSDAY, OCTOBER 23 | RAYS 4, PHILLIES 2 › (TIED 1-1)

| TROPICANA FIELD    |           | 1        | 2        | 3        | 4        | 5        | 6             | 7         | 8        | 9        | R        | H        | E        |
|--------------------|-----------|----------|----------|----------|----------|----------|---------------|-----------|----------|----------|----------|----------|----------|
| PHILADELPHIA       |           | 0        | 0        | 0        | 0        | 0        | 0             | 1         | 1        | 2        | 9        | 2        | 2        |
| TAMPA BAY          |           | 2        | 1        | 0        | 1        | 0        | 0             | 0         | X        | 4        | 7        | 1        | 1        |
| PHILADELPHIA       | AB        | R        | H        | BI       | BB       | SO       | TAMPA BAY     | AB        | R        | H        | BI       | BB       | SO       |
| Rollins, SS        | 5         | 0        | 0        | 0        | 0        | 1        | Iwamura, 2B   | 3         | 1        | 0        | 0        | 1        | 0        |
| Werth, RF          | 5         | 0        | 1        | 0        | 0        | 2        | Upton, CF     | 4         | 1        | 2        | 1        | 0        | 0        |
| Utley, 2B          | 4         | 0        | 0        | 0        | 1        | 1        | Peña, 1B      | 3         | 0        | 0        | 1        | 1        |          |
| Howard, 1B         | 5         | 0        | 2        | 0        | 0        | 1        | Longoria, 3B  | 4         | 0        | 0        | 0        | 1        |          |
| Burrell, LF        | 3         | 0        | 0        | 0        | 1        | 1        | Crawford, LF  | 4         | 0        | 0        | 0        | 0        |          |
| Victorino, CF      | 4         | 0        | 2        | 0        | 0        | 0        | Floyd, DH     | 3         | 1        | 1        | 0        | 0        |          |
| Dobbs, DH          | 3         | 0        | 1        | 0        | 0        | 2        | Navarro, C    | 3         | 1        | 2        | 0        | 0        |          |
| a-Bruntlett, PH-DH | 1         | 1        | 1        | 1        | 0        | 0        | Baldelli, RF  | 2         | 0        | 0        | 0        | 1        |          |
| Feliz, 3B          | 4         | 0        | 0        | 0        | 0        | 0        | Bartlett, SS  | 2         | 0        | 2        | 1        | 0        |          |
| Ruiz, C            | 2         | 1        | 2        | 0        | 2        | 0        | Shields, P    | 0         | 0        | 0        | 0        | 0        |          |
| Myers, P           | 0         | 0        | 0        | 0        | 0        | 0        | Wheeler, P    | 0         | 0        | 0        | 0        | 0        |          |
| Romero, P          | 0         | 0        | 0        | 0        | 0        | 0        | Price, P      | 0         | 0        | 0        | 0        | 0        |          |
| <b>TOTALS</b>      | <b>36</b> | <b>2</b> | <b>9</b> | <b>1</b> | <b>4</b> | <b>8</b> | <b>TOTALS</b> | <b>28</b> | <b>4</b> | <b>7</b> | <b>4</b> | <b>3</b> | <b>3</b> |

a-Homered for Dobbs in the 8th. **2B:** Howard 1, Ruiz 2. **HR:** Bruntlett (1, Price). **RBI:** Bruntlett (1). **Team RISP:** 1-for-15. **Team LOB:** 11. **SB:** Ruiz (1). **E:** Werth (1), Ruiz (1). **DP:** (Rollins-Utley-Howard).

| PHILADELPHIA   | IP         | H        | R        | ER       | BB       | SO       |
|----------------|------------|----------|----------|----------|----------|----------|
| Myers (L, 0-1) | 7.0        | 7        | 4        | 3        | 3        | 2        |
| Romero         | 1.0        | 0        | 0        | 0        | 0        | 1        |
| <b>TOTALS</b>  | <b>8.0</b> | <b>7</b> | <b>4</b> | <b>3</b> | <b>3</b> | <b>3</b> |

**RBI:** Peña (1), Longoria (1), Upton (1), Bartlett (1). **S:** Bartlett. **GIDP:** Upton. **Team RISP:** 2-for-9. **Team LOB:** 4. **E:** Longoria (1). **Outfield assists:** Baldelli (Werth at 1st base). **DP:** (Baldelli-Peña).

| TAMPA BAY        | IP         | H        | R        | ER       | BB       | SO       |
|------------------|------------|----------|----------|----------|----------|----------|
| Shields (W, 1-0) | 5.2        | 7        | 0        | 0        | 2        | 4        |
| Wheeler          | 1.0        | 0        | 0        | 0        | 1        | 2        |
| Price            | 2.1        | 2        | 2        | 1        | 1        | 2        |
| <b>TOTALS</b>    | <b>9.0</b> | <b>9</b> | <b>2</b> | <b>1</b> | <b>4</b> | <b>8</b> |

**WP:** Shields. **Umpires:** HP: Kerwin Danley, 1B: Fieldin Culbreth, 2B: Tom Hallion, 3B: Jeff Kellogg, LF: Tim Tschida, RF: Tim Welke. **Weather:** 72 degrees, dome. **Wind:** Indoors. **T:** 3:05. **Att:** 40,843.

### GAME NOTES

- + Rays evened the series at one game apiece with a 4-2 win.
- + **RH James Shields** evened his postseason record at 2-2 as he held the Phillies scoreless over 5.2 innings (7-H, 2-BB, 4-SO, 104 pitches).
- + **Dan Wheeler** followed with a scoreless inning before giving way to rookie **David Price**, who closed out the final 2.1 (2-H, 2-R, 1-ER, 1-BB, 2-SO, HR-Bruntlett).
- + Rays got a pair of runs in the first on infield groundout RBI by **Carlos Peña** and **Evan Longoria**.
- + **B.J. Upton** added an RBI single in the 4th and **Jason Bartlett** completed a successful safety squeeze bunt in the 4th scoring **Cliff Floyd**...Phillies were 1-for-15 with runners in scoring position after going 0-for-13 in those situations in Game 1.

## GAME 3 | SATURDAY, OCTOBER 25 | PHILLIES 5, RAYS 4 › (PHI LEADS 2-1)

### CITIZENS BANK PARK

|              | 1 | 2 | 3 | 4 | 5 | 6 | 7 | 8 | 9 | R | H | E |
|--------------|---|---|---|---|---|---|---|---|---|---|---|---|
| TAMPA BAY    | 0 | 1 | 0 | 0 | 0 | 0 | 2 | 1 | 0 | 4 | 6 | 1 |
| PHILADELPHIA | 1 | 1 | 0 | 0 | 0 | 2 | 0 | 0 | 1 | 5 | 7 | 1 |

| TAMPA BAY     | AB        | R        | H        | BI       | BB       | SO       |
|---------------|-----------|----------|----------|----------|----------|----------|
| Iwamura, 2B   | 4         | 0        | 0        | 0        | 0        | 2        |
| Upton, CF     | 4         | 1        | 2        | 0        | 0        | 1        |
| Peña, 1B      | 3         | 0        | 0        | 0        | 1        | 2        |
| Longoria, 3B  | 4         | 0        | 0        | 0        | 0        | 2        |
| Crawford, LF  | 4         | 2        | 2        | 0        | 0        | 0        |
| Navarro, C    | 4         | 1        | 2        | 0        | 0        | 1        |
| Gross, RF     | 3         | 0        | 0        | 2        | 0        | 0        |
| Balfour, P    | 0         | 0        | 0        | 0        | 0        | 0        |
| Bartlett, SS  | 4         | 0        | 0        | 1        | 0        | 0        |
| Garza, P      | 2         | 0        | 0        | 0        | 0        | 0        |
| a-Aybar, PH   | 0         | 0        | 0        | 0        | 1        | 0        |
| Bradford, P   | 0         | 0        | 0        | 0        | 0        | 0        |
| Howell, P     | 0         | 0        | 0        | 0        | 0        | 0        |
| Zobrist, RF   | 0         | 0        | 0        | 0        | 0        | 0        |
| <b>TOTALS</b> | <b>32</b> | <b>4</b> | <b>6</b> | <b>3</b> | <b>2</b> | <b>8</b> |

a-Walked for Garza in the 7th. **2B:** Crawford (1), Navarro (1). **RBI:** Gross 2 (2), Bartlett (2). **Team RISP:** 0-for-4. **Team LOB:** 4. **SB:** Upton 3 (3), Crawford (1). **E:** Navarro (1).

| TAMPA BAY       | IP         | H        | R        | ER       | BB       | SO       |
|-----------------|------------|----------|----------|----------|----------|----------|
| Garza           | 6.0        | 6        | 4        | 4        | 2        | 7        |
| Bradford        | 1.0        | 0        | 0        | 0        | 1        | 0        |
| Howell (L, 0-1) | 1.0        | 0        | 1        | 1        | 0        | 2        |
| Balfour         | 0.0        | 1        | 0        | 0        | 2        | 0        |
| <b>TOTALS</b>   | <b>8.0</b> | <b>7</b> | <b>5</b> | <b>5</b> | <b>5</b> | <b>9</b> |

| PHILADELPHIA  | AB        | R        | H        | BI       | BB       | SO       |
|---------------|-----------|----------|----------|----------|----------|----------|
| Rollins, SS   | 4         | 1        | 2        | 0        | 0        | 0        |
| Werth, RF     | 2         | 0        | 1        | 0        | 2        | 0        |
| Utley, 2B     | 4         | 1        | 1        | 2        | 0        | 1        |
| Howard, 1B    | 4         | 1        | 1        | 1        | 0        | 2        |
| Burrell, LF   | 3         | 0        | 0        | 0        | 2        | 0        |
| Brunnett, LF  | 0         | 1        | 0        | 0        | 0        | 0        |
| Victorino, CF | 3         | 0        | 0        | 0        | 1        | 1        |
| Feliz, 3B     | 3         | 0        | 0        | 0        | 2        | 0        |
| b-Dobbs, PH   | 0         | 0        | 0        | 0        | 1        | 0        |
| Ruiz, C       | 3         | 1        | 2        | 2        | 1        | 0        |
| Moyer, P      | 2         | 0        | 0        | 0        | 0        | 0        |
| Durbin, C, P  | 0         | 0        | 0        | 0        | 0        | 0        |
| Eyre, P       | 0         | 0        | 0        | 0        | 0        | 0        |
| a-Jenkins, PH | 1         | 0        | 0        | 0        | 0        | 0        |
| Madson, P     | 0         | 0        | 0        | 0        | 0        | 0        |
| Romero, P     | 0         | 0        | 0        | 0        | 0        | 0        |
| <b>TOTALS</b> | <b>29</b> | <b>5</b> | <b>7</b> | <b>5</b> | <b>5</b> | <b>9</b> |

a-Grounded out for Eyre in the 7th.  
b-Intentionally walked for Feliz in the 9th.  
**HR:** Ruiz (1, Garza), Utley (2, Garza), Howard (1, Garza). **RBI:** Utley 2 (4), Ruiz 2 (3), Howard (1). **Team RISP:** 1-for-5. **Team LOB:** 6. **SB:** Werth (2). **E:** Ruiz (2).

| PHILADELPHIA    | IP         | H        | R        | ER       | BB       | SO       |
|-----------------|------------|----------|----------|----------|----------|----------|
| Moyer           | 6.1        | 5        | 3        | 3        | 1        | 5        |
| Durbin, C       | 0.1        | 0        | 0        | 0        | 1        | 0        |
| Eyre            | 0.1        | 0        | 0        | 0        | 0        | 1        |
| Madson (BS, 1)  | 0.2        | 1        | 1        | 1        | 0        | 1        |
| Romero (W, 1-0) | 1.1        | 0        | 0        | 0        | 0        | 1        |
| <b>TOTALS</b>   | <b>9.0</b> | <b>6</b> | <b>4</b> | <b>4</b> | <b>2</b> | <b>8</b> |

**IBB:** off Balfour 2 (Victorino, Dobbs). **WP:** Romero. **Umpires:** HP: Fieldin Culbreth, 1B: Tom Hallion, 2B: Jeff Kellogg, 3B: Tim Tschida, LF: Tim Welke, RF: Kerwin Danley. **Weather:** 55 degrees, cloudy. **Wind:** 10 mph, L to R. **T:** 3:41 (1:31 delay). **Att:** 45,900.

## GAME 4 | SUNDAY, OCTOBER 26 | PHILLIES 10, RAYS 2 › (PHI LEADS 3-1)

### CITIZENS BANK PARK

|              | 1 | 2 | 3 | 4 | 5 | 6 | 7 | 8 | 9 | R  | H  | E |
|--------------|---|---|---|---|---|---|---|---|---|----|----|---|
| TAMPA BAY    | 0 | 0 | 0 | 1 | 1 | 0 | 0 | 0 | 0 | 2  | 5  | 2 |
| PHILADELPHIA | 1 | 0 | 1 | 3 | 1 | 0 | 0 | 4 | X | 10 | 12 | 1 |

| TAMPA BAY      | AB        | R        | H        | BI       | BB        | SO |
|----------------|-----------|----------|----------|----------|-----------|----|
| Iwamura, 2B    | 4         | 0        | 0        | 0        | 0         | 0  |
| Upton, CF      | 4         | 0        | 0        | 0        | 0         | 2  |
| Peña, 1B       | 3         | 0        | 0        | 0        | 1         | 2  |
| Longoria, 3B   | 4         | 0        | 0        | 0        | 0         | 3  |
| Crawford, LF   | 3         | 1        | 1        | 1        | 0         | 1  |
| Navarro, C     | 4         | 0        | 1        | 0        | 0         | 1  |
| Zobrist, RF    | 3         | 0        | 0        | 0        | 1         | 0  |
| Bartlett, SS   | 4         | 0        | 0        | 0        | 2         | 2  |
| Sonnanstine, P | 1         | 0        | 1        | 0        | 0         | 0  |
| a-Hinske, PH   | 1         | 1        | 1        | 1        | 0         | 0  |
| Jackson, P     | 0         | 0        | 0        | 0        | 0         | 0  |
| b-Aybar, PH    | 1         | 0        | 1        | 0        | 0         | 0  |
| Wheeler, P     | 0         | 0        | 0        | 0        | 0         | 0  |
| Miller, P      | 0         | 0        | 0        | 0        | 0         | 0  |
| c-Baldelli, PH | 1         | 0        | 0        | 0        | 1         | 0  |
| <b>TOTALS</b>  | <b>33</b> | <b>2</b> | <b>5</b> | <b>2</b> | <b>12</b> |    |

a-Homered for Sonnanstine in the 5th.  
b-Singled for Jackson in the 7th. c-Struck out for Miller in the 9th. **HR:** Crawford (2, Blanton), Hinske (1, Blanton). **RBI:** Crawford (2), Hinske (1). **Team RISP:** 0-for-3. **Team LOB:** 7. **E:** Iwamura 2 (2). **DP:** 2 (Bartlett-Iwamura-Peña, Iwamura-Peña).

| TAMPA BAY            | IP         | H         | R         | ER       | BB       | SO       |
|----------------------|------------|-----------|-----------|----------|----------|----------|
| Sonnanstine (L, 0-1) | 4.0        | 6         | 5         | 3        | 3        | 2        |
| Jackson              | 2.0        | 2         | 1         | 1        | 1        | 1        |
| Wheeler              | 1.1        | 3         | 2         | 2        | 0        | 1        |
| Miller               | 0.2        | 1         | 2         | 2        | 1        | 0        |
| <b>TOTALS</b>        | <b>8.0</b> | <b>12</b> | <b>10</b> | <b>8</b> | <b>5</b> | <b>4</b> |

| PHILADELPHIA  | AB        | R         | H         | BI        | BB       | SO       |
|---------------|-----------|-----------|-----------|-----------|----------|----------|
| Rollins, SS   | 5         | 3         | 3         | 0         | 0        | 0        |
| Werth, RF     | 4         | 2         | 2         | 2         | 1        | 0        |
| Utley, 2B     | 3         | 2         | 0         | 2         | 2        | 2        |
| Howard, 1B    | 4         | 2         | 3         | 5         | 1        | 0        |
| Burrell, LF   | 3         | 0         | 0         | 1         | 1        | 0        |
| Brunnett, LF  | 1         | 0         | 0         | 0         | 0        | 0        |
| Victorino, CF | 5         | 0         | 0         | 0         | 0        | 0        |
| Feliz, 3B     | 4         | 0         | 2         | 1         | 0        | 0        |
| Ruiz, C       | 4         | 0         | 1         | 0         | 0        | 0        |
| Blanton, P    | 3         | 1         | 1         | 1         | 1        | 1        |
| Durbin, C, P  | 0         | 0         | 0         | 0         | 0        | 0        |
| Eyre, P       | 0         | 0         | 0         | 0         | 0        | 0        |
| Madson, P     | 0         | 0         | 0         | 0         | 0        | 0        |
| a-Stairs, PH  | 1         | 0         | 0         | 0         | 1        | 0        |
| Romero, P     | 0         | 0         | 0         | 0         | 0        | 0        |
| <b>TOTALS</b> | <b>37</b> | <b>10</b> | <b>12</b> | <b>10</b> | <b>5</b> | <b>4</b> |

a-Struck out for Madson in the 8th. **2B:** Rollins 2, Werth 1. **HR:** Howard 2 (3, Sonnanstine, Miller), Blanton (1, Jackson), Werth (1, Wheeler). **RBI:** Burrell (1), Feliz (1), Howard 5 (6), Blanton (1), Werth 2 (2). **GDP:** Burrell. **Team RISP:** 4-for-14. **Team LOB:** 8. **E:** Romero (1).

| PHILADELPHIA     | IP         | H        | R        | ER       | BB        | SO |
|------------------|------------|----------|----------|----------|-----------|----|
| Blanton (W, 1-0) | 6.0        | 4        | 2        | 2        | 2         | 7  |
| Durbin, C        | 0.1        | 1        | 0        | 0        | 0         | 0  |
| Eyre             | 0.1        | 0        | 0        | 0        | 0         | 0  |
| Madson           | 1.1        | 0        | 0        | 0        | 0         | 3  |
| Romero           | 1.0        | 0        | 0        | 0        | 0         | 2  |
| <b>TOTALS</b>    | <b>9.0</b> | <b>5</b> | <b>2</b> | <b>2</b> | <b>12</b> |    |

Blanton pitched to 1 batter in the 7th. **IBB:** off Jackson 1 (Howard). **WP:** Blanton. **Umpires:** HP: Tom Hallion, 1B: Jeff Kellogg, 2B: Tim Tschida, 3B: Tim Welke, LF: Kerwin Danley, RF: Fieldin Culbreth. **Weather:** 54 degrees, overcast. **Wind:** 7 mph, Out to CF. **T:** 3:08. **Att:** 45,903.

### GAME NOTES

- + Game began at 10:06 after a 1-hour, 31-minute rain delay.
- + Rays suffered their 2nd walk-off loss of the postseason as Carlos Ruiz's infield single scored Eric Bruntlett for the 5-4 win (also Game 5 at Fenway, 8-7 on Oct 16).
- + ALCS MVP **Matt Garza** pitched 6 innings, allowing 4 runs, including 3 solo homers (Ruiz, Utley, Howard)...he became the first pitcher to allow 3 HR in a World Series game since 2002 (ANA Jarrod Washburn and Kevin Appier)...for Howard, the ML HR champ, it was his first HR of the postseason.
- + Rays erased a 4-1 deficit with a pair of runs in the 7th and one in the 8th...**B.J. Upton** stole 3 bases, tying a World Series record (5th time and first since STL Lou Brock did it for a second time, Oct 5, 1968)...he became the first AL player to do it.

### GAME NOTES

- + Rays lost 10-2 to fall behind three games to one in their first World Series.
- + **Andy Sonnanstine** lasted just 4.0 innings and lost for the first time this postseason... was the shortest outing by a Rays starter in the series (6-H, 5-R/3-ER, 3-BB, 2-SO).
- + Phillies had 4 homers in the game (Howard-2, Blanton, Werth), one off each of the Rays four pitchers.
- + **Carl Crawford** hit his 2nd home run of the series, giving him two of the Rays three homers to this point.
- + **Eric Hinske**, activated just before the game replacing **Cliff Floyd** (shoulder), hit a pinch-hit HR in the 5th, becoming the 10th different Ray to homer this postseason.
- + Joe Blanton became the first pitcher to homer in a World Series game since OAK Ken Holtzman in 1974.
- + Through the first four games of the series, Rays batted .187 (23-123) with 3 HR after hitting .252 with 16 HR in the ALCS and .297 with 6 HR in the ALDS...No. 3 and No. 4 hitters **Carlos Peña** and **Evan Longoria** were a combined 0-for-29 with 15 SO thru these first four games.
- + Longoria became the second rookie to go hitless in his first 16 at-bats of a World Series -- DET Flea Clifton in 1935 (went 0-for-16 for the series).

GAME 5 | MONDAY, OCTOBER 27 | PHILLIES 4, RAYS 3 › (PHI WINS 4-1)

| CITIZENS BANK PARK |  | 1 | 2 | 3 | 4 | 5 | 6 | 7 | 8 | 9 | R | H  | E |
|--------------------|--|---|---|---|---|---|---|---|---|---|---|----|---|
| TAMPA BAY          |  | 0 | 0 | 0 | 1 | 0 | 1 | 1 | 0 | 0 | 3 | 10 | 0 |
| PHILADELPHIA       |  | 2 | 0 | 0 | 0 | 0 | 1 | 1 | 0 | X | 4 | 8  | 1 |

| TAMPA BAY   | AB         | R        | H         | BI        | BB        | SO        | PHILADELPHIA   | AB         | R         | H        | BI        | BB        | SO        |
|---|------------|----------|-----------|-----------|-----------|-----------|--|------------|-----------|----------|-----------|-----------|-----------|
| Iwamura, 2B   | 4          | 0        | 2         | 0         | 0         | 1         | Rollins, SS  | 3          | 0         | 0        | 0         | 1         | 0         |
| Crawford, LF  | 4          | 0        | 1         | 0         | 0         | 0         | Werth, RF  | 3          | 1         | 2        | 1         | 2         | 1         |
| Upton, CF   | 4          | 1        | 1         | 0         | 0         | 0         | Utley, 2B  | 3          | 1         | 0        | 0         | 1         | 1         |
| Peña, 1B  | 4          | 1        | 2         | 1         | 0         | 0         | Howard, 1B   | 4          | 0         | 0        | 0         | 1         | 3         |
| Price, P  | 0          | 0        | 0         | 0         | 0         | 0         | Burrell, LF  | 2          | 0         | 1        | 0         | 2         | 0         |
| Longoria, 3B  | 4          | 0        | 1         | 1         | 0         | 0         | 1-Brunnett, PR-LF  | 0          | 1         | 0        | 0         | 0         | 0         |
| Navarro, C  | 3          | 0        | 1         | 0         | 1         | 1         | Victorino, CF  | 4          | 0         | 1        | 2         | 0         | 1         |
| 1-Perez, F, PR  | 0          | 0        | 0         | 0         | 0         | 0         | Feliz, 3B  | 4          | 0         | 2        | 1         | 0         | 1         |
| Baldelli, RF  | 3          | 1        | 1         | 1         | 0         | 0         | Ruiz, C  | 4          | 0         | 1        | 0         | 0         | 0         |
| a-Zobrist, PH   | 1          | 0        | 0         | 0         | 0         | 0         | Hamels, P  | 2          | 0         | 0        | 0         | 0         | 1         |
| Bartlett, SS  | 3          | 0        | 1         | 0         | 0         | 0         | a-Jenkins, PH  | 1          | 1         | 1        | 0         | 0         | 0         |
| b-Hinske, PH  | 1          | 0        | 0         | 0         | 1         | 1         | Madson, P  | 0          | 0         | 0        | 0         | 0         | 0         |
| Kazmir, P   | 2          | 0        | 0         | 0         | 0         | 2         | Romero, P  | 1          | 0         | 0        | 0         | 0         | 0         |
| Balfour, P  | 0          | 0        | 0         | 0         | 0         | 0         | Lidge, P   | 0          | 0         | 0        | 0         | 0         | 0         |
| Howell, P   | 0          | 0        | 0         | 0         | 0         | 0         | <b>TOTALS</b>  | <b>31</b>  | <b>4</b>  | <b>8</b> | <b>4</b>  | <b>7</b>  | <b>8</b>  |
| Bradford, P   | 0          | 0        | 0         | 0         | 0         | 0         | <b>a-Doubled for Hamels in the 6th. 1-Ran for Burrell in the 7th. 2B: Jenkins 1. Burrell 1. RBI: Victorino 2 (2), Werth (3), Feliz (2). Team RISP: 4-for-13. Team LOB: 12. SB: Werth (3), Utley (3). E: Rollins (1). DP: 3 (Rollins-Utley-Howard 2, Utley-Howard).</b> |            |           |          |           |           |           |
| Aybar, 1B   | 0          | 0        | 0         | 0         | 0         | 0         | <b>PHILADELPHIA</b>  | <b>IP</b>  | <b>H</b>  | <b>R</b> | <b>ER</b> | <b>BB</b> | <b>SO</b> |
| <b>TOTALS</b>   | <b>33</b>  | <b>3</b> | <b>10</b> | <b>3</b>  | <b>1</b>  | <b>5</b>  | Hamels   | 6.0        | 5         | 2        | 2         | 1         | 3         |
| <b>a-Lined out for Baldelli in the 9th. b-Struck out for Bartlett in the 9th. 1-Ran for Navarro in the 9th. 2B: Peña (1, Hamels). HR: Baldelli (1, Madson). RBI: Longoria (2), Peña (2), Baldelli (1). GDP: Navarro, Bartlett, Upton. Team RISP: 3-for-6. Team LOB: 5. SB: Perez, F (1), Upton (4).</b> |            |          |           |           |           |           | Madson (BS, 2)   | 0.2        | 2         | 1        | 1         | 0         | 1         |
| <b>TAMPA BAY</b>  | <b>IP</b>  | <b>H</b> | <b>R</b>  | <b>ER</b> | <b>BB</b> | <b>SO</b> | Lidge (W, 2-0)   | 1.1        | 2         | 0        | 0         | 0         | 0         |
| Kazmir  | 4.0        | 4        | 2         | 2         | 6         | 5         | Lidge (S, 2)   | 1.0        | 1         | 0        | 0         | 0         | 1         |
| Balfour   | 1.1        | 2        | 1         | 1         | 0         | 0         | <b>TOTALS</b>  | <b>9.0</b> | <b>10</b> | <b>3</b> | <b>3</b>  | <b>1</b>  | <b>5</b>  |
| Howell (L, 0-2)   | 0.2        | 1        | 1         | 1         | 0         | 1         |  |            |           |          |           |           |           |
| Bradford  | 1.0        | 1        | 0         | 0         | 0         | 0         |  |            |           |          |           |           |           |
| Price   | 1.0        | 0        | 0         | 0         | 1         | 2         |  |            |           |          |           |           |           |
| <b>TOTALS</b>   | <b>8.0</b> | <b>8</b> | <b>4</b>  | <b>4</b>  | <b>7</b>  | <b>8</b>  |  |            |           |          |           |           |           |

Kazmir pitched to 2 batters in the 5th. Howell pitched to 1 batter in the 7th. **WP:** Romero.  
**Umpires:** HP: Jeff Kelloog, 1B: Tim Tschida, 2B: Tim Welke, 3B: Kerwin Danley, LF: Fieldin Culbreth, (RF) Tom Hallion. **Weather:** 47 degrees, drizzle.  
**Wind:** 16 mph, L to R. T: 3:28 (:30 delay). **Att:** 45,940.

GAME NOTES

- + Phillies captured their 2nd World Series championship (1980), 4-3, in a game that took three days to finish...game started on Monday, Oct 27...was suspended in the 6th inning due to rain with game tied 2-2...game was delayed at 10:40 p.m. and officially suspended at 11:10...game was completed on Wednesday, Oct 28...the total time elapsed was exactly 46 hours (2,760 minutes)...time of the resumed game was 1 hour, 18 minutes.
- + Carlos Peña collected his first hit of the World Series (started 0-14) with a 4th-inning double...snapped an overall 0-for-22 skid.
- + Evan Longoria collected his first series hit with an RBI single that followed Peña's double cutting the Phillies lead to one (2-1)...was his first hit in 18 World Series at-bats.
- + After singling and stealing 2nd, B.J. Upton scored from 2nd base on a single by Peña that tied the game 2-2 in the 6th...game was suspended after Rays finished hitting.
- + Phillies went ahead 3-2 in the bottom of the 6th after game resumed...Jayson Werth singled home pinch-hitter Geoff Jenkins, who doubled to open the evening and went to 3rd on a Jimmy Rollins sacrifice bunt.
- + Rocco Baldelli's first hit of the World Series was a 7th-inning home run off Ryan Madson to tie game at 3-3...was Madson's first home run allowed since August 28.
- + Phillies got the go-ahead and eventual winning run in the bottom of the frame on a Pedro Feliz single off Chad Bradford that scored pinch-runner Eric Brunnett (ran for Pat Burrell following a double).



DID YOU KNOW?

RAY'S ALL-TIME POSTSEASON LEADERS

BATTING AVG. (Min. 30 at-bats)

.325 Willy Aybar

RBI

18 B.J. Upton,  
Evan Longoria

HOME RUNS

8 Evan Longoria

HITS

27 B.J. Upton

STOLEN BASES

9 B.J. Upton

ERA (Min. 10 IP)

0.90 Matt Moore

INNINGS PITCHED

34.1 James Shields

WINS

2 Matt Garza,  
James Shields,  
Andy Sonnanstine

STRIKEOUTS

29 Matt Garza

SAVES

1 David Price,  
Rafael Soriano,  
Dan Wheeler

## 2008 RAYS WORLD SERIES STATISTICS

| PLAYER           | AVG         | G        | AB         | R         | H         | TB        | 2B        | 3B       | HR       | RBI       | SH       | SF       | HP        | BB        | IBB       | SO        | SB       | CS       | GI       |             |             | PINCH HIT   |          |          |          |          |
|------------------|-------------|----------|------------|-----------|-----------|-----------|-----------|----------|----------|-----------|----------|----------|-----------|-----------|-----------|-----------|----------|----------|----------|-------------|-------------|-------------|----------|----------|----------|----------|
|                  |             |          |            |           |           |           |           |          |          |           |          |          |           |           |           |           |          |          | DP       | E           | SLG         | OBP         | AB       | H        | HR       | RBI      |
| Aybar            | .250        | 4        | 4          | 0         | 1         | 1         | 0         | 0        | 0        | 0         | 0        | 0        | 0         | 1         | 0         | 1         | 0        | 0        | 0        | 0           | .250        | .400        | 1        | 1        | 0        | 0        |
| Baldelli         | .167        | 3        | 6          | 1         | 1         | 4         | 0         | 0        | 1        | 1         | 0        | 0        | 0         | 1         | 0         | 2         | 0        | 0        | 0        | 0           | .667        | .286        | 1        | 0        | 0        | 0        |
| Bartlett         | .214        | 5        | 14         | 1         | 3         | 3         | 0         | 0        | 0        | 2         | 1        | 0        | 0         | 2         | 0         | 2         | 1        | 0        | 1        | 0           | .214        | .313        | 0        | 0        | 0        | 0        |
| Crawford         | .263        | 5        | 19         | 4         | 5         | 12        | 1         | 0        | 2        | 2         | 0        | 0        | 1         | 0         | 0         | 1         | 1        | 0        | 0        | 0           | .632        | .300        | 0        | 0        | 0        | 0        |
| Floyd            | .333        | 1        | 3          | 1         | 1         | 1         | 0         | 0        | 0        | 0         | 0        | 0        | 0         | 0         | 0         | 0         | 0        | 0        | 0        | 0           | .333        | .333        | 0        | 0        | 0        | 0        |
| Garza            | .000        | 1        | 2          | 0         | 0         | 0         | 0         | 0        | 0        | 0         | 0        | 0        | 0         | 0         | 0         | 0         | 0        | 0        | 0        | 0           | .000        | .000        | 0        | 0        | 0        | 0        |
| Gross            | .000        | 1        | 3          | 0         | 0         | 0         | 0         | 0        | 0        | 2         | 0        | 1        | 0         | 0         | 0         | 0         | 0        | 0        | 0        | 0           | .000        | .000        | 0        | 0        | 0        | 0        |
| Hinske           | .500        | 2        | 2          | 1         | 1         | 4         | 0         | 0        | 1        | 1         | 0        | 0        | 0         | 0         | 0         | 1         | 0        | 0        | 0        | 0           | 2.000       | .500        | 2        | 1        | 1        | 1        |
| Howell           | .000        | 3        | 0          | 0         | 0         | 0         | 0         | 0        | 0        | 0         | 1        | 0        | 0         | 0         | 0         | 0         | 0        | 0        | 0        | 0           | .000        | .000        | 0        | 0        | 0        | 0        |
| Iwamura          | .263        | 5        | 19         | 1         | 5         | 6         | 1         | 0        | 0        | 1         | 0        | 0        | 0         | 1         | 0         | 3         | 0        | 0        | 2        | .316        | .300        | 0           | 0        | 0        | 0        |          |
| Kazmir           | .000        | 2        | 2          | 0         | 0         | 0         | 0         | 0        | 0        | 0         | 0        | 0        | 0         | 0         | 0         | 2         | 0        | 0        | 0        | 0           | .000        | .000        | 0        | 0        | 0        | 0        |
| Longoria         | .050        | 5        | 20         | 0         | 1         | 1         | 0         | 0        | 0        | 2         | 0        | 0        | 0         | 0         | 0         | 9         | 0        | 0        | 1        | .050        | .050        | 0           | 0        | 0        | 0        |          |
| Navarro          | .353        | 5        | 17         | 2         | 6         | 7         | 1         | 0        | 0        | 0         | 0        | 0        | 1         | 0         | 5         | 0         | 0        | 1        | 1        | .412        | .389        | 0           | 0        | 0        | 0        |          |
| Peña             | .118        | 5        | 17         | 1         | 2         | 3         | 1         | 0        | 0        | 2         | 0        | 0        | 0         | 3         | 0         | 6         | 0        | 1        | 0        | 1           | .176        | .250        | 0        | 0        | 0        | 0        |
| Perez            | .000        | 1        | 0          | 0         | 0         | 0         | 0         | 0        | 0        | 0         | 0        | 0        | 0         | 0         | 0         | 0         | 1        | 0        | 0        | 0           | .000        | .000        | 0        | 0        | 0        | 0        |
| Sonnanstine      | 1.000       | 1        | 1          | 0         | 1         | 1         | 0         | 0        | 0        | 0         | 0        | 0        | 0         | 0         | 0         | 0         | 0        | 0        | 0        | 1.000       | 1.000       | 0           | 0        | 0        | 0        |          |
| Upton            | .250        | 5        | 20         | 3         | 5         | 5         | 0         | 0        | 0        | 1         | 0        | 0        | 0         | 0         | 0         | 4         | 4        | 0        | 4        | 0           | .250        | .250        | 0        | 0        | 0        | 0        |
| Zobrist          | .143        | 4        | 7          | 0         | 1         | 1         | 0         | 0        | 0        | 0         | 0        | 0        | 1         | 0         | 0         | 0         | 0        | 0        | 0        | .143        | .250        | 1           | 0        | 0        | 0        |          |
| <b>Tampa Bay</b> | <b>.212</b> | <b>5</b> | <b>156</b> | <b>15</b> | <b>33</b> | <b>49</b> | <b>4</b>  | <b>0</b> | <b>4</b> | <b>14</b> | <b>2</b> | <b>1</b> | <b>10</b> | <b>0</b>  | <b>36</b> | <b>7</b>  | <b>1</b> | <b>6</b> | <b>5</b> | <b>.314</b> | <b>.262</b> | <b>5</b>    | <b>2</b> | <b>1</b> | <b>1</b> |          |
| <b>Opponents</b> | <b>.262</b> | <b>5</b> | <b>168</b> | <b>24</b> | <b>44</b> | <b>81</b> | <b>10</b> | <b>0</b> | <b>9</b> | <b>23</b> | <b>1</b> | <b>0</b> | <b>2</b>  | <b>27</b> | <b>4</b>  | <b>38</b> | <b>7</b> | <b>1</b> | <b>1</b> | <b>6</b>    | <b>.482</b> | <b>.371</b> | <b>4</b> | <b>2</b> | <b>1</b> | <b>1</b> |

| PITCHER          | R/L      | W        | L           | ERA      | G        | GS       | CG       | GF       | SHO      | SV          | IP          | H         | R         | ER        | HR       | HB        | BB        | IBB       | SO        | WP       | BK          | AVG         |
|------------------|----------|----------|-------------|----------|----------|----------|----------|----------|----------|-------------|-------------|-----------|-----------|-----------|----------|-----------|-----------|-----------|-----------|----------|-------------|-------------|
| Balfour          | R        | 0        | 0           | 3.00     | 3        | 0        | 0        | 1        | 0        | 0           | 3.0         | 4         | 1         | 1         | 0        | 0         | 3         | 3         | 2         | 1        | 0           | .333        |
| Bradford         | R        | 0        | 0           | 0.00     | 2        | 0        | 0        | 0        | 0        | 0           | 2.0         | 1         | 0         | 0         | 0        | 1         | 0         | 0         | 0         | 0        | 0           | .143        |
| Garza            | R        | 0        | 0           | 6.00     | 1        | 1        | 0        | 0        | 0        | 0           | 6.0         | 6         | 4         | 4         | 3        | 0         | 2         | 0         | 7         | 1        | 0           | .261        |
| Howell           | L        | 0        | 2           | 7.71     | 3        | 0        | 0        | 0        | 0        | 0           | 2.1         | 2         | 2         | 2         | 0        | 1         | 1         | 0         | 5         | 1        | 0           | .250        |
| Jackson          | R        | 0        | 0           | 4.50     | 1        | 0        | 0        | 0        | 0        | 0           | 2.0         | 2         | 1         | 1         | 1        | 0         | 1         | 1         | 1         | 0        | 0           | .286        |
| Kazmir           | L        | 0        | 1           | 4.50     | 2        | 2        | 0        | 0        | 0        | 0           | 10.0        | 10        | 5         | 5         | 1        | 1         | 10        | 0         | 9         | 0        | 0           | .250        |
| Miller           | L        | 0        | 0           | 18.00    | 2        | 0        | 0        | 1        | 0        | 0           | 1.0         | 1         | 2         | 2         | 1        | 0         | 1         | 0         | 1         | 0        | 0           | .250        |
| Price            | L        | 0        | 0           | 2.70     | 2        | 0        | 0        | 2        | 0        | 0           | 3.1         | 2         | 2         | 1         | 1        | 0         | 2         | 0         | 4         | 0        | 0           | .154        |
| Shields          | R        | 1        | 0           | 0.00     | 1        | 1        | 0        | 0        | 0        | 0           | 5.2         | 7         | 0         | 0         | 0        | 0         | 2         | 0         | 4         | 1        | 0           | .304        |
| Sonnanstine      | R        | 0        | 1           | 6.75     | 1        | 1        | 0        | 0        | 0        | 0           | 4.0         | 6         | 5         | 3         | 1        | 0         | 3         | 0         | 2         | 0        | 0           | .286        |
| Wheeler          | R        | 0        | 0           | 6.75     | 3        | 0        | 0        | 1        | 0        | 0           | 2.2         | 3         | 2         | 2         | 1        | 0         | 1         | 0         | 3         | 0        | 0           | .300        |
| <b>Tampa Bay</b> | <b>1</b> | <b>4</b> | <b>4.50</b> | <b>5</b> | <b>5</b> | <b>0</b> | <b>5</b> | <b>0</b> | <b>0</b> | <b>0</b>    | <b>42.0</b> | <b>44</b> | <b>24</b> | <b>21</b> | <b>9</b> | <b>2</b>  | <b>27</b> | <b>4</b>  | <b>38</b> | <b>4</b> | <b>0</b>    | <b>.262</b> |
| <b>Opponents</b> | <b>4</b> | <b>1</b> | <b>2.86</b> | <b>5</b> | <b>5</b> | <b>0</b> | <b>5</b> | <b>0</b> | <b>2</b> | <b>44.0</b> | <b>33</b>   | <b>15</b> | <b>14</b> | <b>4</b>  | <b>1</b> | <b>10</b> | <b>0</b>  | <b>36</b> | <b>0</b>  | <b>0</b> | <b>.212</b> |             |



## DID YOU KNOW?

## THE TED WILLIAMS MUSEUM AND HITTERS HALL OF FAME

The Ted Williams Museum and Hitters Hall of Fame opened its doors at Tropicana Field on Opening Day 2006. The museum, which expanded from approximately 3,000 to 10,000 square feet before the 2008 season, is located in Center Field Street and is open only on days the Rays are playing at home. It is open and free of charge to those attending the game. The museum opens two hours before game time and remains open through the 6th inning.

Approximately 250,000 fans have visited the museum over the last four years. The Museum features rare photographs, paintings, and artifacts of Ted Williams and 95 other Hall of Fame inductees. There are special exhibits on the Negro Leagues, the All American Girls Professional Baseball League, 500 Home Run Club, and a Pitching Wall of Great Achievement. Awards and trophies of the Tampa Bay Rays are prominent along with the current Rays All-Star Case in the main entrance.





# HISTORY OF BASEBALL IN ST. PETERSBURG



The expansion Mets take the field at Huggins-Stengel Complex in St. Petersburg for spring training in 1962. Rays Senior Advisor Don Zimmer was among them.

PHOTO  
COURTESY OF  
ST. PETERSBURG  
MUSEUM OF  
HISTORY

## THIS YEAR MARKS THE 93RD SEASON

in which Major League Baseball has had a presence in St. Petersburg, dating back to February 27, 1914 when the St. Louis Browns opened spring training workouts in the Sunshine City.

With the Rays moving their spring home to Charlotte County in 2009, this is just the fourth year St. Petersburg has been without a spring training team since 1945 when travel restrictions during World War II prohibited teams from traveling south for the spring. Nonetheless, more major league spring training games have been played in St. Petersburg than in any other city.

Nine teams have trained in St. Petersburg: the St. Louis Browns (1914), Philadelphia Phillies (1915-18), Boston Braves (1922-37), New York Yankees (1925-42; 1946-50; 1952-61), St. Louis Cardinals (1938-42; 1946-97), New York Giants (1951), New York Mets (1962-87), Baltimore Orioles (1993-95) and the Rays (1998-2008).

In 1910, a former Pittsburgh laundry owner named Al Lang moved to St. Petersburg to benefit his health. He soon became interested in the local economy and focused on trying to help the sagging tourism industry. As a baseball fan, he believed the answer was to attract a major league team to St. Petersburg for spring training.

Lang convinced the St. Louis Browns, under GM Branch Rickey, to move to St. Petersburg in 1914. A baseball committee, formed to attract a major league team to the city, raised \$20,000 to buy a large tract of land for a ballpark. The site chosen for the field was Coffee Pot Bayou in St. Petersburg, where a 2,000-seat grandstand was built.

The first game between two major league teams in St. Petersburg took place on March 27, 1914 as the Grapefruit League was established. The Browns hosted the Chicago Cubs, who were training in Tampa and made the trip by steamboat across Tampa Bay. The Cubs won, 3-2. James Leslie (Hippo) Vaughn was the winning pitcher for the Cubs as an estimated 4,000 looked on.

The resourceful Lang helped engineer a new ballpark, Waterfront Park, located at the approximate site where the parking lot for Progress Energy Park, home of Al Lang Field, is today. A new arrival, the Boston Braves, christened the new park in 1922. The Yankees joined the Braves in St. Petersburg in 1925. They would stay until 1962, when Casey Stengel and the expansion New York Mets moved in and the Yankees went to Fort Lauderdale.

When the Boston Braves left for Bradenton in 1937, the St. Louis Cardinals came to St. Petersburg joining the Yankees the following year. The Cardinals would stay 57 of the next 60 years, missing only the war years.

Minor league baseball in St. Petersburg began in 1920 when the St. Pete Saints entered the Florida State League. By 1922, the Saints had won a FSL crown.

There was one other professional league in St. Petersburg prior to the Rays arrival in 1998. The Senior Professional Baseball Association, a league of former major leaguers who were 35 years of age or older, sprang up for one season, 1989-90. The St. Pete Pelicans were the first and only league champions.



# RAYS CHRONOLOGY

## + MARCH 9, 1995

At a meeting in West Palm Beach, Fla., baseball owners officially welcome the Tampa Bay Devil Rays and Arizona Diamondbacks as the 13th and 14th expansion teams in major league history by a vote of 28-0.

## + APRIL 27, 1995

The Rays and the City of St. Petersburg agree on a 30-year lease for the team to play their home games at the ThunderDome.

## + JULY 19, 1995

Chuck LaMar is named Rays Senior Vice President of Baseball Operations and General Manager.

## + SEPTEMBER 26, 1995

The Rays sign their first player – pitcher Adam Sisk, a 6-4 righthander from Edison Community College in Fort Myers, Fla.

## + MAY 7, 1996

The Rays announce they will become the first team in the modern era to host spring training in their home city in 1998. The National League's St. Louis Cardinals will leave after training in St. Petersburg since 1946.

## + JUNE 3, 1996

The Rays begin their first mini-camp as 24 players, all minor league free agents signed before the June Draft, assemble at the Huggins-Stengel complex in St. Petersburg under the watchful eye of the Rays coaching staff directed by field coordinator Tom Foley.

## + JUNE 4, 1996

Outfielder and first baseman Paul Wilder becomes the Rays first-ever draft pick as the team participates in its first June Draft. Rays Managing Partner Vince Naimoli announces the selection while in the team's "war room" at the Stouffer-Vinoy Resort in St. Petersburg. The Rays eventually select 97 players, the fifth-highest total ever taken in the history of the June Draft.

## + JUNE 19, 1996

The first Rays game is played. A Gulf Coast League record-crowd of 7,582 are on hand at Al Lang Stadium as the GCL Devil Rays host their Yankee counterparts. A 10-1 loss can't dim the festive atmosphere nor the unbridled affection that is showered down on the young Rays. The game was carried live by News Radio 970 WFLA and SportsChannel Florida. Eighteen-year-old righthander Pablo Ortega throws the first Rays pitch (a ball).

## + JUNE 19, 1996

Butte Copper Kings infielder Jim Kerr hits the first home run in Rays history in their Pioneer League opener against Idaho Falls.

## + JUNE 20, 1996

The first win in the history of the Rays organization, a 4-3 triumph over the Gulf Coast League Astros. Eighteen-year-old Jose Rodriguez from the Dominican Republic gets the win.

## + OCTOBER 3, 1996

Tropicana Field is born. The Rays and Tropicana Dole Beverages North America of nearby Bradenton, Fla., announce an agreement to rename the ThunderDome.

## + OCTOBER 7, 1996

Vince Naimoli and St. Petersburg Mayor David Fischer preside over the official groundbreaking ceremony for a 15-month, \$63 million renovation of Tropicana Field.

## + JANUARY 16, 1997

The Rays are voted into the American League by a 28-2 count among MLB owners, becoming the Junior Circuit's 15th franchise. The decision is announced at owner's meetings in Phoenix, Ariz.

## + SEPTEMBER 9, 1997

The Rays organization celebrates the first championship as Manager Bill Evers' St. Petersburg Rays beat Vero Beach, 5-1, at Al Lang to win the Class-A Florida State League Championship.

## + OCTOBER 15, 1997

MLB approves a resolution creating a 16-team National League and a 14-team American League for the 1998 season, meaning the Rays will be located in the AL East Division.

## + NOVEMBER 7, 1997

Florida Marlins pitching coach Larry Rothschild is named the first Rays manager.

## + NOVEMBER 11, 1997

The Rays acquire outfielder Mike Kelly from the Cincinnati Reds for a player to be named later. Kelly becomes the first player to be added to the 40-man major league roster. This is the Rays first-ever trade involving a major league player.

- + NOVEMBER 18, 1997**  
The Rays select 35 players in the Major League Expansion Draft. The Rays select LHP Tony Saunders from the Florida Marlins with the first pick in the draft.
- + FEBRUARY 15, 1998**  
The Rays first major league spring training camp opens. Fifty-one players, including 41 pitchers, take the field at 9:35 a.m. at the Rays Spring Training Complex in St. Petersburg. It was a three-hour workout and the day also was marked by the team's first injury as catcher Cesar Devarez suffered a dislocated left knee cap.
- + FEBRUARY 26, 1998**  
The first spring training game involving Rays major leaguers takes place. The Rays beat Florida State University at Al Lang. The Rays use 30 players in the win over Florida State and rally from a 3-1 deficit with a five-run 8th inning. Matt White is the Rays starting pitcher and Jason Johnson gets the win.
- + MARCH 2, 1998**  
Tampa Bay wins its first major league spring training game, 6-2, over visiting Kansas City. Lefty Ryan Karp is the winner as the Rays win it with a four-run rally in the 7th inning.
- + MARCH 27, 1998**  
In the first game at Tropicana Field, the Rays beat Atlanta, 5-0, in an exhibition game that draws 26,519. Rolando Arrojo beats Tom Glavine and Russ Mormon hits the first home run, a 380-foot shot to left-center.
- + MARCH 31, 1998**  
It all begins. The Rays lose to the Detroit Tigers 11-6 in Tampa Bay's first official major league game before what remains the largest home crowd in Rays history - 45,369.
- + APRIL 1, 1998**  
"Say hello to victory, Tampa Bay," says Rays radio voice Paul Olden as the Rays win for the first time, 11-8, over Detroit. Cuban ace Rolando Arrojo is the winner in his major league debut.
- + JUNE 21, 1998**  
Raymond, the team's mascot, debuts prior to the Rays-Red Sox game at Tropicana Field.
- + AUGUST 7, 1999**  
Wade Boggs homers at Tropicana Field off Cleveland's Chris Haney for his 3,000th career hit. Boggs is the first to reach the milestone with a home run.
- + APRIL 18, 2001**  
Hal McRae is named the second manager in club history replacing Larry Rothschild.
- + OCTOBER 28, 2002**  
Tampa native Lou Piniella is named manager of the Rays.
- + MARCH 30, 2004**  
The Rays open the major league season at the Tokyo Dome in Japan with an 8-3 win over the New York Yankees in front of 55,000 and a national TV audience.
- + JUNE 26, 2004**  
The Rays beat the Marlins, 6-4, and become the first team in history to climb over .500 after being 18 or more games below .500. The Rays were 10-28 on May 19, but 26-7 in their next 33 games to get to 36-35.
- + OCTOBER 6, 2005**  
Stuart Sternberg becomes the principal owner of the Rays and takes control of the operation of the organization. Matt Silverman is named club president. Sternberg announces that the team will offer free parking at all Rays home games next season making the Rays the only major league baseball franchise to offer free parking on all team-owned lots.
- + NOVEMBER 3, 2005**  
The Rays announce that Andrew Friedman will oversee the Rays baseball operations efforts and that former National League Executive of the Year Gerry Hunsicker would be brought on to assist Friedman.
- + NOVEMBER 15, 2005**  
The Rays name Angels bench coach Joe Maddon as the fourth manager in team history.
- + DECEMBER 2005**  
The Rays begin a \$10 million refurbishment of Tropicana Field. Bathrooms are renovated, 35,000 seats are cleaned and painted, concrete walls are covered with stucco and dry-wall, the suite and club sections are upgraded, a new directional signs and outdoor awnings are added and a new sound system is installed. Concourses are converted into interactive fun zones for all fans.
- + SEPTEMBER 20, 2006**  
The Rays and the Board of County Commissioners of Charlotte County, Fla., formally sign a 20-year agreement for the Rays to conduct spring training at a renovated Charlotte Sports Park beginning in February 2009.

+ **JANUARY 2007**

For the second consecutive year, improvements are made to Tropicana Field. The changes – estimated at \$8 million and paid by the club – include a new look to the exterior of the stadium and a state-of-the-art 36'-by-64' full-color scoreboard. The FieldTurf surface installed before the 2000 season is replaced by the very latest FieldTurf product.

+ **MAY 15-17, 2007**

In another step toward creating a more regional presence for the team, the Rays play the first regular season major league games ever in Orlando and sweep the Texas Rangers in a three-game series at The Ballpark at Disney's Wide World of Sports Complex.

+ **NOVEMBER 8, 2007**

The organization launches new uniforms, new colors, a new icon and a new name – the Rays. The rebranding effort begins with a fashion show in downtown St. Petersburg and a free concert by Hollywood's Kevin Costner and his band Modern West. Approximately 7,000 attend the event at Straub Park.

+ **SEPTEMBER 20, 2008**

The Rays defeat Minnesota, 7-2, at Tropicana Field in front of a national TV audience and clinch their first postseason appearance.

+ **SEPTEMBER 26, 2008**

The Rays lose at Detroit, 6-4, but clinch the AL East title when Boston loses to the Yankees, 19-8.

+ **OCTOBER 19, 2008**

Matt Garza starts it and rookie David Price finishes it as the Rays win Game 7 of the ALCS, 3-1, to clinch the American League pennant in front of 40,473 at Tropicana Field.

+ **OCTOBER 22, 2008**

The Rays host the Phillies in their first World Series game becoming just the second team in major league history to compete in the World Series the year after having the worst record in the majors the previous season.

+ **FEBRUARY 25, 2009**

The Rays play the Cincinnati Reds in their first spring training game at Charlotte Sports Park after training in St. Petersburg for 11 years. Carl Crawford got the first hit in the newly renovated park, but the Rays managed only three other hits and fell, 7-0.

+ **JULY 26, 2010**

Matt Garza throws the first no-hitter in franchise history in a 5-0 win over Detroit at Tropicana Field. He faces the minimum 27 batters allowing only one base runner–Brennan Boesch, who walked and was erased on a double play.

+ **OCTOBER 3, 2010**

The Rays clinched their second AL East title on the last day of the regular season. The Rays and Yankees started the day tied for first. The Yankees lose at Boston, clinching it for the Rays who later win, 3-2, in 12 innings at Kansas City.

+ **SEPTEMBER 28-29, 2011**

It's been called the greatest day of the regular season in major league history. The Red Sox lose at Baltimore at 12:02 a.m. and the Rays beat the Yankees 8-7 on a walk-off home run by Evan Longoria at 12:05 a.m. As a result, the Rays win the American League Wild Card completing the greatest September comeback ever.



DID YOU KNOW?

## **RAYS TO WIN THEIR MAJOR LEAGUE DEBUT**

|                   |                                 |
|-------------------|---------------------------------|
| Jeremy Hellickson | Aug 2, 2010 vs. MIN (start)     |
| Jeff Niemann      | April 13, 2008 vs. BAL (start)  |
| Scott Kazmir      | Aug 23, 2004 at SEA (start)     |
| Doug Waechter     | Aug 27, 2003 vs. SEA (relief)   |
| Seth McClung      | March 31, 2003 vs. BOS (relief) |
| Joe Kennedy       | June 6, 2001 at TOR (start)     |
| Mickey Callaway   | June 12, 1999 at MTL (start)    |
| Rolando Arrojo    | April 1, 1998 vs. DET (start)   |

# YEARLY SUMMARIES

The Rays have had 15 All-Star selections over the past four seasons, after sending only 11 players to the Midsummer Classic in the club's first 10 years of existence. Below, **David Price**, **James Shields** and **Matt Joyce** represent the Rays at the 2011 All-Star Game. Shields and Joyce were first-time All-Stars, while Price was honored for a second straight season.

PHOTOGRAPH BY  
**BRAD NEWTON**





# YEAR-BY-YEAR COMPARISON

## RAYS TEAM BATTING

| Year | Avg  | G   | AB   | R   | H    | TB   | 2B  | 3B | HR  | GS | RBI | SH | SP | FP | BB  | IBB | SO   | SB  | CS | GDP | LOB  | SHO | SLG  | OBP  |
|------|------|-----|------|-----|------|------|-----|----|-----|----|-----|----|----|----|-----|-----|------|-----|----|-----|------|-----|------|------|
| 1998 | .261 | 162 | 5555 | 620 | 1450 | 2136 | 267 | 43 | 111 | 3  | 579 | 53 | 38 | 37 | 473 | 24  | 1107 | 120 | 73 | 127 | 1155 | 17  | .385 | .321 |
| 1999 | .274 | 162 | 5586 | 772 | 1531 | 2296 | 272 | 29 | 145 | 2  | 728 | 30 | 48 | 64 | 544 | 24  | 1042 | 73  | 49 | 157 | 1169 | 7   | .411 | .343 |
| 2000 | .257 | 161 | 5505 | 733 | 1414 | 2197 | 253 | 22 | 162 | 4  | 692 | 52 | 40 | 50 | 559 | 25  | 1022 | 90  | 46 | 126 | 1140 | 8   | .399 | .329 |
| 2001 | .258 | 162 | 5524 | 672 | 1426 | 2142 | 311 | 21 | 121 | 4  | 645 | 45 | 25 | 54 | 456 | 24  | 1116 | 115 | 52 | 130 | 1104 | 12  | .388 | .320 |
| 2002 | .253 | 161 | 5604 | 673 | 1418 | 2184 | 297 | 35 | 133 | 3  | 640 | 44 | 36 | 58 | 456 | 29  | 1115 | 102 | 45 | 116 | 1132 | 14  | .390 | .314 |
| 2003 | .265 | 162 | 5654 | 715 | 1501 | 2286 | 298 | 38 | 137 | 3  | 678 | 32 | 50 | 56 | 420 | 46  | 1030 | 142 | 42 | 108 | 1129 | 10  | .404 | .320 |
| 2004 | .258 | 161 | 5483 | 714 | 1416 | 2221 | 278 | 46 | 145 | 2  | 685 | 35 | 56 | 55 | 469 | 33  | 944  | 132 | 42 | 97  | 1096 | 13  | .405 | .320 |
| 2005 | .274 | 162 | 5552 | 750 | 1519 | 2359 | 289 | 40 | 157 | 3  | 717 | 34 | 51 | 69 | 412 | 25  | 990  | 151 | 49 | 133 | 1065 | 5   | .425 | .329 |
| 2006 | .255 | 162 | 5474 | 689 | 1395 | 2298 | 267 | 33 | 190 | 2  | 650 | 35 | 43 | 47 | 441 | 23  | 1106 | 134 | 52 | 101 | 1038 | 7   | .420 | .314 |
| 2007 | .268 | 162 | 5593 | 782 | 1500 | 2424 | 291 | 36 | 187 | 6  | 750 | 34 | 52 | 53 | 545 | 31  | 1324 | 131 | 48 | 119 | 1166 | 7   | .433 | .336 |
| 2008 | .260 | 162 | 5541 | 774 | 1443 | 2341 | 284 | 37 | 180 | 5  | 735 | 23 | 52 | 68 | 626 | 33  | 1224 | 142 | 50 | 111 | 1215 | 7   | .422 | .340 |
| 2009 | .263 | 162 | 5462 | 803 | 1434 | 2400 | 297 | 36 | 199 | 5  | 765 | 25 | 45 | 49 | 642 | 36  | 1229 | 194 | 61 | 104 | 1151 | 7   | .439 | .343 |
| 2010 | .247 | 162 | 5439 | 802 | 1343 | 2192 | 295 | 37 | 160 | 7  | 769 | 39 | 57 | 57 | 672 | 30  | 1292 | 172 | 47 | 92  | 1152 | 9   | .403 | .333 |
| 2011 | .244 | 162 | 5436 | 707 | 1324 | 2187 | 273 | 37 | 172 | 2  | 674 | 37 | 35 | 73 | 571 | 31  | 1193 | 155 | 62 | 101 | 1118 | 15  | .402 | .322 |

## RAYS TEAM PITCHING

| Year | W  | L   | ERA  | G   | CG | SHO | REL | SV | IP     | H    | R   | ER  | HR  | HB | BB  | IBB | SO   | WP | BK | OPP AVG |
|------|----|-----|------|-----|----|-----|-----|----|--------|------|-----|-----|-----|----|-----|-----|------|----|----|---------|
| 1998 | 63 | 99  | 4.35 | 162 | 7  | 7   | 410 | 28 | 1443.0 | 1425 | 751 | 698 | 171 | 81 | 643 | 27  | 1008 | 43 | 3  | .261    |
| 1999 | 69 | 93  | 5.06 | 162 | 6  | 5   | 453 | 45 | 1433.0 | 1606 | 913 | 805 | 172 | 79 | 695 | 25  | 1055 | 52 | 5  | .286    |
| 2000 | 69 | 92  | 4.86 | 161 | 10 | 8   | 401 | 38 | 1431.1 | 1553 | 842 | 773 | 198 | 66 | 533 | 33  | 955  | 57 | 3  | .278    |
| 2001 | 62 | 100 | 4.94 | 162 | 1  | 6   | 370 | 30 | 1423.2 | 1513 | 887 | 781 | 207 | 75 | 569 | 21  | 1030 | 75 | 7  | .273    |
| 2002 | 55 | 106 | 5.29 | 161 | 12 | 3   | 306 | 25 | 1440.1 | 1567 | 918 | 846 | 215 | 94 | 620 | 24  | 925  | 62 | 10 | .279    |
| 2003 | 63 | 99  | 4.93 | 162 | 7  | 7   | 372 | 30 | 1436.2 | 1454 | 852 | 787 | 196 | 95 | 639 | 37  | 877  | 65 | 9  | .264    |
| 2004 | 70 | 91  | 4.81 | 161 | 3  | 5   | 401 | 35 | 1417.0 | 1459 | 842 | 757 | 192 | 93 | 580 | 35  | 923  | 55 | 7  | .265    |
| 2005 | 67 | 95  | 5.39 | 162 | 1  | 4   | 401 | 43 | 1421.2 | 1570 | 936 | 851 | 194 | 64 | 615 | 41  | 949  | 53 | 5  | .280    |
| 2006 | 61 | 101 | 4.96 | 162 | 3  | 7   | 444 | 33 | 1420.1 | 1600 | 856 | 782 | 180 | 63 | 606 | 39  | 979  | 70 | 8  | .286    |
| 2007 | 66 | 96  | 5.53 | 162 | 2  | 2   | 483 | 28 | 1429.2 | 1649 | 944 | 879 | 199 | 63 | 568 | 31  | 1194 | 55 | 2  | .290    |
| 2008 | 97 | 65  | 3.82 | 162 | 7  | 12  | 448 | 52 | 1457.2 | 1349 | 671 | 618 | 166 | 46 | 526 | 29  | 1143 | 52 | 3  | .246    |
| 2009 | 84 | 78  | 4.33 | 162 | 3  | 5   | 510 | 41 | 1427.1 | 1421 | 754 | 686 | 183 | 46 | 515 | 22  | 1125 | 46 | 5  | .257    |
| 2010 | 96 | 66  | 3.78 | 162 | 6  | 12  | 491 | 51 | 1453.2 | 1347 | 649 | 611 | 175 | 46 | 478 | 34  | 1189 | 60 | 9  | .244    |
| 2011 | 91 | 71  | 3.58 | 162 | 15 | 13  | 438 | 32 | 1449.0 | 1263 | 614 | 577 | 161 | 46 | 504 | 38  | 1143 | 45 | 3  | .234    |

## RAYS TEAM FIELDING

| Year | PCT. | G   | PO   | A    | E   | TC   | DP  | TP | PB |
|------|------|-----|------|------|-----|------|-----|----|----|
| 1998 | .985 | 162 | 4329 | 1765 | 94  | 6188 | 178 | 0  | 19 |
| 1999 | .978 | 162 | 4299 | 1776 | 135 | 6210 | 198 | 0  | 12 |
| 2000 | .981 | 161 | 4294 | 1814 | 118 | 6226 | 169 | 0  | 14 |
| 2001 | .977 | 162 | 4271 | 1531 | 139 | 5941 | 144 | 0  | 8  |
| 2002 | .979 | 161 | 4321 | 1567 | 126 | 6014 | 168 | 1  | 13 |
| 2003 | .983 | 162 | 4310 | 1580 | 103 | 5993 | 158 | 0  | 9  |
| 2004 | .980 | 161 | 4251 | 1530 | 119 | 5900 | 139 | 0  | 8  |
| 2005 | .979 | 162 | 4265 | 1446 | 124 | 5835 | 139 | 0  | 13 |
| 2006 | .981 | 162 | 4261 | 1594 | 116 | 5971 | 156 | 1  | 8  |
| 2007 | .980 | 162 | 4289 | 1548 | 117 | 5954 | 155 | 0  | 14 |
| 2008 | .985 | 162 | 4373 | 1495 | 90  | 5958 | 153 | 0  | 10 |
| 2009 | .983 | 162 | 4282 | 1511 | 98  | 5891 | 135 | 0  | 7  |
| 2010 | .986 | 162 | 4361 | 1499 | 85  | 5945 | 134 | 0  | 9  |
| 2011 | .988 | 162 | 4347 | 1519 | 73  | 5939 | 138 | 1  | 5  |

STANDINGS

| YEAR         | W           | L           | POS  | PCT.        | GB/GA |
|--------------|-------------|-------------|------|-------------|-------|
| 1998         | 63          | 99          | 5th  | .414        | 51.0  |
| 1999         | 69          | 93          | 5th  | .426        | 29.0  |
| 2000         | 69          | 92          | 5th  | .429        | 18.0  |
| 2001         | 62          | 100         | 5th  | .383        | 34.0  |
| 2002         | 55          | 106         | 5th  | .342        | 48.0  |
| 2003         | 63          | 99          | 5th  | .389        | 38.0  |
| 2004         | 70          | 91          | 4th  | .435        | 30.5  |
| 2005         | 67          | 94          | 5th  | .416        | 28.0  |
| 2006         | 61          | 101         | 5th  | .377        | 36.0  |
| 2007         | 66          | 96          | 5th  | .407        | 30.0  |
| 2008         | 97          | 65          | 1st  | .599        | 2.0   |
| 2009         | 84          | 78          | 3rd  | .519        | 19.0  |
| 2010         | 96          | 66          | 1st  | .593        | 1.0   |
| 2011         | 91          | 71          | 2nd* | .562        | 6.0   |
| <b>Total</b> | <b>1013</b> | <b>1252</b> |      | <b>.447</b> |       |

\* A.L. WILD CARD

INTERLEAGUE RECORD

| YEAR         | W          | L          | PCT.        |
|--------------|------------|------------|-------------|
| 1998         | 5          | 11         | .333        |
| 1999         | 4          | 14         | .222        |
| 2000         | 9          | 9          | .500        |
| 2001         | 10         | 8          | .556        |
| 2002         | 7          | 11         | .389        |
| 2003         | 3          | 15         | .167        |
| 2004         | 15         | 3          | .833        |
| 2005         | 3          | 15         | .167        |
| 2006         | 11         | 7          | .611        |
| 2007         | 7          | 11         | .389        |
| 2008         | 12         | 6          | .667        |
| 2009         | 13         | 5          | .722        |
| 2010         | 7          | 11         | .389        |
| 2011         | 12         | 6          | .667        |
| <b>Total</b> | <b>118</b> | <b>132</b> | <b>.472</b> |

RAYS TEAM BATTING A.L. RANK

| YEAR | AVG | AB | R  | H  | TB | 2B | 3B | HR | GS | RBI | SH | SF | HP | BB | IBB | SO | SB | CS | GDP | LOB | SHO | SLG | OBP |
|------|-----|----|----|----|----|----|----|----|----|-----|----|----|----|----|-----|----|----|----|-----|-----|-----|-----|-----|
| 1998 | 13  | 12 | 14 | 13 | 14 | 14 | 1  | 14 | 8  | 14  | 2  | 14 | 14 | 13 | 12  | 12 | 8  | 13 | 9   | 7   | 14  | 14  | 14  |
| 1999 | 9   | 7  | 11 | 9  | 12 | 12 | 8  | 13 | 13 | 11  | 11 | 8  | 4  | 9  | 11  | 9  | 11 | 8  | 14  | 7   | 6   | 12  | 10  |
| 2000 | 14  | 13 | 14 | 14 | 14 | 14 | 12 | 12 | 9  | 14  | 4  | 13 | 6  | 10 | 13  | 9  | 8  | 9  | 2   | 3   | 10  | 14  | 14  |
| 2001 | 13  | 12 | 14 | 13 | 13 | 5  | 13 | 14 | 6  | 14  | 5  | 14 | 11 | 13 | 14  | 13 | 9  | 7  | 10  | 5   | 12  | 13  | 12  |
| 2002 | 11  | 4  | 12 | 10 | 13 | 8  | 5  | 13 | 9  | 12  | 4  | 13 | 8  | 12 | 10  | 12 | 5  | 9  | 4   | 8   | 13  | 13  | 12  |
| 2003 | 10  | 6  | 12 | 9  | 10 | 7  | 5  | 14 | 10 | 12  | 9  | 6  | 9  | 14 | 4   | 9  | 1  | 9  | 1   | 7   | 9   | 12  | 12  |
| 2004 | 14  | 14 | 13 | 14 | 13 | 11 | 2  | 12 | 12 | 11  | 10 | 3  | 11 | 12 | 10  | 2  | 2  | 7  | 2   | 2   | 13  | 11  | 14  |
| 2005 | 3   | 10 | 8  | 7  | 7  | 7  | 2  | 8  | 10 | 8   | 9  | 4  | 4  | 13 | 9   | 8  | 2  | 12 | 8   | 3   | 2   | 7   | 7   |
| 2006 | 14  | 14 | 14 | 14 | 12 | 12 | 5  | 7  | 10 | 14  | 6  | 10 | 11 | 12 | 14  | 12 | 3  | 13 | 1   | 1   | 5   | 12  | 14  |
| 2007 | 8   | 6  | 8  | 8  | 4  | 11 | 3  | 3  | 3  | 8   | 6  | 6  | 8  | 5  | 11  | 14 | 3  | 13 | 2   | 10  | 4   | 4   | 8   |
| 2008 | 13  | 10 | 9  | 13 | 8  | 12 | 3  | 4  | 7  | 9   | 14 | 5  | 4  | 2  | 10  | 13 | 1  | 14 | 1   | 12  | 5   | 8   | 6   |
| 2009 | 8   | 14 | 5  | 11 | 7  | 7  | 3  | 5  | 5  | 6   | 11 | 9  | 7  | 3  | 4   | 13 | 1  | 13 | 2   | 7   | 6   | 6   | 5   |
| 2010 | 13  | 13 | 3  | 13 | 9  | 5  | 2  | 6  | 2  | 3   | 8  | 1  | 4  | 1  | 9   | 14 | 1  | 10 | 1   | 6   | 9   | 8   | 6   |
| 2011 | 13  | 13 | 8  | 13 | 9  | 9  | 2  | 6  | 9  | 8   | 7  | 12 | 3  | 3  | 9   | 12 | 1  | 14 | 2   | 9   | 12  | 8   | 6   |

RAYS TEAM PITCHING A.L. RANK

| Year | W  | L  | ERA | CG | SHO | REL | SV | IP | H  | TBF | R  | ER | HR | SH | SF | HB | BB | IBB | SO | WP | BK |
|------|----|----|-----|----|-----|-----|----|----|----|-----|----|----|----|----|----|----|----|-----|----|----|----|
| 1998 | 14 | 1  | 4   | 10 | 7   | 6   | 14 | 7  | 3  | 4   | 3  | 4  | 7  | 4  | 3  | 14 | 14 | 7   | 8  | 4  | 4  |
| 1999 | 11 | 3  | 10  | 6  | 11  | 2   | 6  | 10 | 10 | 14  | 13 | 10 | 4  | 11 | 8  | 14 | 14 | 4   | 4  | 5  | 8  |
| 2000 | 13 | 2  | 8   | 3  | 4   | 8   | 9  | 12 | 9  | 4   | 8  | 7  | 9  | 9  | 3  | 14 | 4  | 7   | 11 | 12 | 4  |
| 2001 | 14 | 1  | 12  | 14 | 8   | 13  | 13 | 14 | 10 | 9   | 13 | 12 | 12 | 5  | 13 | 11 | 11 | 2   | 7  | 14 | 10 |
| 2002 | 13 | 1  | 14  | 1  | 13  | 14  | 14 | 9  | 12 | 13  | 14 | 14 | 14 | 5  | 11 | 14 | 13 | 1   | 12 | 11 | 13 |
| 2003 | 13 | 2  | 11  | 7  | 7   | 10  | 13 | 10 | 5  | 9   | 11 | 11 | 12 | 7  | 13 | 14 | 14 | 7   | 12 | 14 | 11 |
| 2004 | 11 | 4  | 9   | 12 | 12  | 12  | 7  | 14 | 2  | 5   | 11 | 7  | 10 | 2  | 11 | 14 | 12 | 8   | 13 | 8  | 8  |
| 2005 | 13 | 2  | 13  | 14 | 12  | 12  | 7  | 13 | 12 | 14  | 14 | 13 | 14 | 13 | 13 | 10 | 14 | 12  | 10 | 8  | 8  |
| 2006 | 14 | 1  | 12  | 9  | 9   | 7   | 13 | 13 | 13 | 13  | 12 | 12 | 7  | 9  | 14 | 12 | 12 | 8   | 11 | 12 | 12 |
| 2007 | 14 | 1  | 14  | 10 | 14  | 3   | 14 | 14 | 14 | 13  | 14 | 14 | 14 | 11 | 6  | 11 | 11 | 3   | 1  | 7  | 3  |
| 2008 | 2  | 13 | 2   | 3  | 4   | 8   | 2  | 1  | 2  | 3   | 2  | 2  | 9  | 9  | 7  | 3  | 8  | 4   | 3  | 7  | 3  |
| 2009 | 8  | 7  | 6   | 11 | 13  | 1   | 7  | 13 | 3  | 1   | 7  | 4  | 11 | 1  | 2  | 6  | 3  | 4   | 6  | 7  | 5  |
| 2010 | 1  | 14 | 2   | 8  | 3   | 1   | 1  | 3  | 2  | 4   | 2  | 2  | 11 | 2  | 3  | 4  | 3  | 9   | 2  | 9  | 11 |
| 2011 | 4  | 11 | 2   | 1  | 4   | 8   | 12 | 8  | 1  | 1   | 1  | 1  | 2  | 1  | 2  | 5  | 8  | 10  | 7  | 4  | 1  |

ORGANIZATION  
COACHES & STAFF  
40-MAN ROSTER  
NON-ROSTER INVITES  
RECORDS & HISTORY  
YEARLY SUMMARIES  
Year-by-Year Comparison  
OPONENTS  
MINOR LEAGUE OPERATIONS  
BROADCAST INFORMATION  
TROPICANA FIELD'S MISC.

# TB 2011 SEASON REVIEW

**THE RAYS ADVANCED TO THE POSTSEASON** for the third time in the last four seasons, first time as the AL Wild Card winner...they were 9 games out of playoff contention through Sep 3 and came back to clinch a postseason berth on the final day of the season...the 9-game deficit was the largest any team has overcome in September to advance to the postseason. ■ Rays became the third major league team and first AL team to advance to the postseason after starting the season 0-6 and just the second major league team to advance to the postseason after starting 1-8. ■ Starting Aug 8, Rays went 20-6 at home including 8 walk-off wins...all told, the Rays had a club-record 13 walk-off wins, tied with Toronto for most in the majors...the Rays also had 7 walk-off home runs, tied with Cleveland for most in the majors...the last time a team had more was the 1995 Indians (9). ■ Rays starters posted an AL-best and club-record 3.53 ERA...only one AL team in the last 20 years has posted a lower ERA by its starters: the 2010 A's (3.47)...the starters threw a club-record 1,058 innings, most by an AL team since the 2005 White Sox (1,074)...all 162 games were started by pitchers drafted and developed by the Rays, the only team in the majors in 2011 to make that claim. ■ Rays committed the fewest errors in the majors with a club-record 73...their .988 fielding pct. tied Philadelphia for tops in MLB. ■ Rays led the AL in SB for the fourth consecutive year...in the last 50 years, only one other team has done that: the 1987-91 Brewers. ■ The Rays won their last 30 consecutive games when scoring 5 runs or more—the longest streak in the majors in 2011 and longest in the AL since their team-record 32 straight from May 28–Aug 23, 2008.

## A.L. EAST STANDINGS

|                | W         | L         | PCT.        | GB         |
|----------------|-----------|-----------|-------------|------------|
| NY Yankees     | 97        | 65        | .599        | -          |
| <b>TB Rays</b> | <b>91</b> | <b>71</b> | <b>.562</b> | <b>6.0</b> |
| Boston         | 90        | 72        | .556        | 7.0        |
| Toronto        | 81        | 81        | .500        | 16.0       |
| Baltimore      | 69        | 93        | .426        | 28.0       |

| PLAYER           | AVG         | G          | AB          | R          | H           | GI          |            |           |            |            |           |           |           |            |           | PINCH HIT   |            |           |            |             |             |             |            |           |          |           |
|------------------|-------------|------------|-------------|------------|-------------|-------------|------------|-----------|------------|------------|-----------|-----------|-----------|------------|-----------|-------------|------------|-----------|------------|-------------|-------------|-------------|------------|-----------|----------|-----------|
|                  |             |            |             |            |             | TB          | 2B         | 3B        | HR         | RBI        | SH        | SF        | HP        | BB         | IBB       | SO          | SB         | CS        | DP         | E           | SLG         | OBP         | AB         | H         | HR       | RBI       |
| Brigance,R       | .193        | 92         | 249         | 18         | 48          | 55          | 4          | 0         | 1          | 15         | 4         | 0         | 1         | 10         | 1         | 63          | 3          | 1         | 2          | 7           | .221        | .227        | 0          | 0         | 0        | 0         |
| Canzler,R        | .333        | 3          | 3           | 0          | 1           | 1           | 0          | 0         | 0          | 1          | 0         | 1         | 0         | 1          | 0         | 1           | 0          | 0         | 0          | .333        | .400        | 2           | 1          | 0         | 0        | 0         |
| Chirinos,R       | .218        | 20         | 55          | 4          | 12          | 17          | 2          | 0         | 1          | 7          | 0         | 0         | 0         | 5          | 0         | 13          | 0          | 0         | 0          | .309        | .283        | 2           | 1          | 0         | 1        | 0         |
| Damon,J          | .261        | 150        | 582         | 79         | 152         | 243         | 29         | 7         | 16         | 73         | 2         | 5         | 7         | 51         | 1         | 92          | 19         | 6         | 4          | .418        | .326        | 5           | 1          | 0         | 2        | 0         |
| Fuld,S           | .240        | 105        | 308         | 41         | 74          | 111         | 18         | 5         | 3          | 27         | 4         | 1         | 1         | 32         | 0         | 49          | 20         | 8         | 3          | .360        | .313        | 15          | 6          | 0         | 1        | 0         |
| Guyer,B          | .195        | 15         | 41          | 7          | 8           | 15          | 1          | 0         | 2          | 3          | 1         | 0         | 0         | 1          | 0         | 9           | 0          | 0         | 1          | .366        | .214        | 1           | 0          | 0         | 0        | 0         |
| Jaso,J           | .224        | 89         | 246         | 26         | 55          | 87          | 15         | 1         | 5          | 27         | 1         | 0         | 1         | 25         | 0         | 36          | 1          | 2         | 9          | .434        | .398        | 15          | 2          | 0         | 0        | 0         |
| Jennings,D       | .259        | 63         | 247         | 44         | 64          | 111         | 9          | 4         | 10         | 25         | 3         | 0         | 6         | 31         | 1         | 59          | 20         | 6         | 1          | .449        | .256        | 2           | 1          | 0         | 1        | 0         |
| Johnson,D        | .119        | 31         | 84          | 7          | 10          | 17          | 1          | 0         | 2          | 4          | 0         | 0         | 1         | 6          | 0         | 18          | 0          | 0         | 3          | 1           | .202        | .187        | 7          | 1         | 1        | 0         |
| Johnson,E        | .194        | 70         | 160         | 20         | 31          | 54          | 7          | 2         | 4          | 17         | 6         | 1         | 0         | 14         | 0         | 53          | 6          | 7         | 3          | .238        | .257        | 13          | 3          | 0         | 0        | 0         |
| Joyce,M          | .277        | 141        | 462         | 69         | 128         | 221         | 32         | 2         | 19         | 75         | 0         | 7         | 4         | 49         | 9         | 106         | 13         | 1         | 7          | .478        | .347        | 14          | 3          | 0         | 3        | 0         |
| Kotchman,C       | .306        | 146        | 500         | 44         | 153         | 211         | 24         | 2         | 10         | 48         | 0         | 3         | 12        | 48         | 5         | 66          | 2          | 2         | 13         | .422        | .378        | 1           | 0          | 0         | 0        | 0         |
| Lobaton,J        | .118        | 15         | 34          | 2          | 4           | 5           | 1          | 0         | 0          | 0          | 0         | 0         | 1         | 4          | 0         | 8           | 0          | 0         | 2          | 1           | .147        | .231        | 2          | 0         | 0        | 0         |
| Longoria,E       | .244        | 133        | 483         | 78         | 118         | 239         | 26         | 1         | 31         | 99         | 0         | 5         | 6         | 80         | 6         | 93          | 3          | 2         | 11         | .495        | .355        | 2           | 2          | 0         | 1        | 0         |
| Lopez,F          | .216        | 32         | 97          | 8          | 21          | 31          | 4          | 0         | 2          | 8          | 1         | 0         | 0         | 4          | 1         | 28          | 1          | 1         | 2          | .320        | .248        | 6           | 3          | 0         | 0        | 0         |
| Ramirez,M        | .059        | 5          | 17          | 0          | 1           | 1           | 0          | 0         | 0          | 1          | 0         | 0         | 0         | 0          | 0         | 4           | 0          | 0         | 0          | .059        | .059        | 1           | 0          | 0         | 0        | 0         |
| Rodriguez,S      | .223        | 131        | 373         | 45         | 83          | 133         | 20         | 3         | 8          | 36         | 5         | 2         | 18        | 38         | 2         | 87          | 11         | 7         | 8          | .357        | .323        | 7           | 0          | 0         | 0        | 0         |
| Ruggiano,J       | .248        | 46         | 105         | 11         | 26          | 42          | 4          | 0         | 4          | 13         | 1         | 1         | 0         | 4          | 0         | 26          | 1          | 1         | 2          | .400        | .273        | 10          | 2          | 0         | 1        | 0         |
| Shoppach,K       | .176        | 87         | 221         | 23         | 39          | 75          | 3          | 0         | 11         | 22         | 3         | 1         | 9         | 19         | 0         | 79          | 0          | 0         | 5          | .339        | .268        | 4           | 2          | 0         | 2        | 0         |
| Upton,B          | .243        | 153        | 560         | 82         | 136         | 240         | 27         | 4         | 23         | 81         | 2         | 3         | 4         | 71         | 4         | 161         | 36         | 16        | 3          | .429        | .331        | 2           | 0          | 0         | 0        | 0         |
| Zobrist,B        | .269        | 156        | 588         | 99         | 158         | 276         | 46         | 6         | 20         | 91         | 2         | 5         | 2         | 77         | 1         | 128         | 19         | 6         | 9          | .469        | .353        | 1           | 0          | 0         | 0        | 0         |
| <b>Tampa Bay</b> | <b>.244</b> | <b>162</b> | <b>5436</b> | <b>707</b> | <b>1324</b> | <b>2187</b> | <b>273</b> | <b>37</b> | <b>172</b> | <b>674</b> | <b>37</b> | <b>35</b> | <b>73</b> | <b>571</b> | <b>31</b> | <b>1193</b> | <b>155</b> | <b>62</b> | <b>101</b> | <b>.73</b>  | <b>.402</b> | <b>.322</b> | <b>113</b> | <b>29</b> | <b>1</b> | <b>13</b> |
| <b>Opponents</b> | <b>.234</b> | <b>162</b> | <b>5395</b> | <b>614</b> | <b>1263</b> | <b>2066</b> | <b>260</b> | <b>30</b> | <b>161</b> | <b>586</b> | <b>27</b> | <b>37</b> | <b>46</b> | <b>504</b> | <b>38</b> | <b>1143</b> | <b>104</b> | <b>33</b> | <b>111</b> | <b>.707</b> | <b>.383</b> | <b>.303</b> | <b>68</b>  | <b>12</b> | <b>1</b> | <b>8</b>  |

| PITCHER          | R/L | W         | L         | ERA         | G          | GS         | CG        | GF         | SHO       | SV        | IP            | H           | R          | ER         | HR         | HB        | BB         | IBB       | SO          | WP        | BK       | OPP         | AVG |
|------------------|-----|-----------|-----------|-------------|------------|------------|-----------|------------|-----------|-----------|---------------|-------------|------------|------------|------------|-----------|------------|-----------|-------------|-----------|----------|-------------|-----|
|                  |     |           |           |             |            |            |           |            |           |           |               |             |            |            |            |           |            |           |             |           |          |             |     |
| Cobb,A           | R   | 3         | 2         | 3.42        | 9          | 9          | 0         | 0          | 0         | 0         | 52.2          | 49          | 21         | 20         | 3          | 1         | 21         | 1         | 37          | 2         | 0        | .244        |     |
| Cruz,J           | R   | 5         | 0         | 3.88        | 56         | 0          | 0         | 9          | 0         | 0         | 48.2          | 36          | 21         | 21         | 5          | 0         | 28         | 2         | 46          | 3         | 0        | .211        |     |
| Davis,W          | R   | 11        | 10        | 4.45        | 29         | 29         | 1         | 0          | 0         | 0         | 184.0         | 190         | 96         | 91         | 23         | 8         | 63         | 1         | 105         | 6         | 0        | .267        |     |
| De La Rosa,D     | R   | 0         | 0         | 9.82        | 7          | 0          | 0         | 2          | 0         | 0         | 7.1           | 10          | 8          | 8          | 1          | 0         | 3          | 0         | 8           | 1         | 0        | .323        |     |
| Delaney,R        | R   | 0         | 0         | 10.80       | 4          | 0          | 0         | 1          | 0         | 0         | 5.0           | 4           | 6          | 6          | 0          | 0         | 7          | 1         | 3           | 0         | 0        | .235        |     |
| Ekstrom,M        | R   | 0         | 0         | 0.00        | 1          | 0          | 0         | 1          | 0         | 0         | 1.0           | 1           | 0          | 0          | 0          | 0         | 0          | 0         | 1           | 0         | 0        | .250        |     |
| Farnsworth,K     | R   | 5         | 1         | 2.18        | 63         | 0          | 0         | 51         | 0         | 25        | 57.2          | 45          | 15         | 14         | 5          | 3         | 12         | 1         | 51          | 2         | 0        | .211        |     |
| Gomes,B          | R   | 2         | 1         | 2.92        | 40         | 0          | 0         | 17         | 0         | 0         | 37.0          | 34          | 15         | 12         | 3          | 1         | 16         | 0         | 32          | 1         | 0        | .246        |     |
| Hellickson,J     | R   | 13        | 10        | 2.95        | 29         | 29         | 2         | 0          | 1         | 0         | 189.0         | 146         | 64         | 62         | 21         | 4         | 72         | 8         | 117         | 8         | 1        | .210        |     |
| Howell,J         | L   | 2         | 3         | 6.16        | 46         | 0          | 0         | 5          | 0         | 1         | 30.2          | 30          | 24         | 21         | 5          | 2         | 18         | 1         | 26          | 2         | 2        | .259        |     |
| McGee,J          | L   | 5         | 2         | 4.50        | 37         | 0          | 0         | 9          | 0         | 0         | 28.0          | 30          | 14         | 14         | 5          | 0         | 12         | 1         | 27          | 0         | 0        | .270        |     |
| Moore,M          | L   | 1         | 0         | 2.89        | 3          | 1          | 0         | 0          | 0         | 0         | 9.1           | 9           | 3          | 3          | 1          | 0         | 3          | 0         | 15          | 2         | 0        | .243        |     |
| Niemann,J        | R   | 11        | 7         | 4.06        | 23         | 23         | 1         | 0          | 0         | 0         | 135.1         | 131         | 65         | 61         | 18         | 5         | 37         | 1         | 105         | 7         | 0        | .250        |     |
| Peralta,J        | R   | 3         | 4         | 2.93        | 71         | 0          | 0         | 18         | 0         | 6         | 67.2          | 44          | 23         | 22         | 7          | 0         | 18         | 3         | 61          | 3         | 0        | .188        |     |
| Price,D          | L   | 12        | 13        | 3.49        | 34         | 34         | 0         | 0          | 0         | 0         | 224.1         | 192         | 93         | 87         | 22         | 9         | 63         | 5         | 218         | 2         | 0        | .230        |     |
| Ramos,C          | L   | 0         | 1         | 3.92        | 59         | 0          | 0         | 9          | 0         | 0         | 43.2          | 36          | 22         | 19         | 4          | 3         | 25         | 8         | 31          | 1         | 0        | .224        |     |
| Russell,A        | R   | 1         | 2         | 3.03        | 36         | 0          | 0         | 14         | 0         | 0         | 32.2          | 31          | 13         | 11         | 2          | 3         | 20         | 1         | 13          | 1         | 0        | .254        |     |
| Shields,J        | R   | 16        | 12        | 2.82        | 33         | 33         | 11        | 0          | 4         | 0         | 249.1         | 195         | 83         | 78         | 26         | 5         | 65         | 1         | 225         | 4         | 0        | .217        |     |
| Sonnanstine,A    | R   | 0         | 2         | 5.55        | 15         | 4          | 0         | 8          | 0         | 0         | 35.0          | 40          | 22         | 22         | 10         | 1         | 12         | 1         | 12          | 0         | 0        | .292        |     |
| Torres,A         | L   | 1         | 1         | 3.38        | 4          | 0          | 0         | 2          | 0         | 0         | 8.0           | 8           | 4          | 3          | 0          | 1         | 7          | 2         | 9           | 0         | 0        | .258        |     |
| <b>Tampa Bay</b> |     | <b>91</b> | <b>71</b> | <b>3.58</b> | <b>162</b> | <b>162</b> | <b>15</b> | <b>147</b> | <b>13</b> | <b>32</b> | <b>1449.0</b> | <b>1263</b> | <b>614</b> | <b>577</b> | <b>161</b> | <b>46</b> | <b>504</b> | <b>38</b> | <b>1143</b> | <b>45</b> | <b>3</b> | <b>.234</b> |     |
| <b>Opponents</b> |     | <b>71</b> | <b>91</b> | <b>4.01</b> | <b>162</b> | <b>162</b> | <b>9</b>  | <b>153</b> | <b>15</b> | <b>35</b> | <b>1442.1</b> | <b>1324</b> | <b>707</b> | <b>642</b> | <b>172</b> | <b>73</b> | <b>571</b> | <b>31</b> | <b>1193</b> | <b>51</b> | <b>5</b> | <b>.244</b> |     |





| NO.                                     | DATE     | H/R<br>D/N | W/L | SCORE/OPP    | WINNING<br>PITCHER | LOSING<br>PITCHER         | REC.   | POS.<br>GA/GB | ATT.   | HOME<br>CUM. | ROAD<br>CUM. |
|---|----------|------------|-----|--------------|--------------------|---------------------------|--------|---------------|--------|--------------|--------------|
| 1                                       | 4/1      | H/N        | L   | 1-4/BAL      | Guthrie (1-0)      | Price (0-1)               | 0-1    | T-4/-1.0      | 34,078 | 34,078       |              |
| 2                                       | 4/2      | H/N        | L   | 1-3/BAL      | Accardo (1-0)      | Shields (0-1)             | 0-2    | T-4/-2.0      | 22,164 | 56,242       |              |
| 3                                       | 4/3      | H/D        | L   | 1-5/BAL      | Britton (1-0)      | Davis (0-1)               | 0-3    | T-4/-3.0      | 17,408 | 73,650       |              |
|   | 4/4      |            |     |              | OFF (1)            |                           | 0-3    | T-4/-3.5      |        |              |              |
| 4                                       | 4/5      | H/N        | L   | 3-5/LAA      | Weaver (2-0)       | Niemann (0-1)             | 0-4    | T-4/-4.0      | 13,173 | 86,823       |              |
| 5                                       | 4/6      | H/D        | L   | 1-5/LAA      | Haren (1-0)        | Hellickson (0-1)          | 0-5    | T-4/-4.0      | 11,836 | 98,659       |              |
| 6                                       | 4/7      | R/D        | L   | 1-5/CWS      | Jackson (2-0)      | Price (0-2)               | 0-6    | T-4/-5.0      | 38,579 |              | 38,579       |
| 7                                       | 4/8      | R/N        | W   | 9-7/CWS      | Russell (1-0)      | Thornton (0-1)            | 1-6    | T-4/-4.5      | 20,199 |              | 58,778       |
| 8                                       | 4/9      | R/N        | L   | 2-4/CWS      | Humber (1-0)       | Davis (0-2)               | 1-7    | T-4/-5.0      | 26,378 |              | 85,156       |
| 9                                       | 4/10     | R/D        | L   | 1-6/CWS      | Floyd (1-0)        | Niemann (0-2)             | 1-8    | 5/-5.0        | 23,436 |              | 108,592      |
| 10                                      | 4/11     | R/N        | W   | 16-5/BOS     | Hellickson (1-1)   | Matsuzaka (0-2)           | 2-8    | T-4/-4.5      | 37,568 |              | 146,160      |
| 11                                      | 4/12     | R/N        | W   | 3-2/BOS      | Price (1-2)        | Lester (0-1)              | 3-8    | 4/-4.0        | 37,015 |              | 183,175      |
|   | 4/13     | R/N        |     | BOS          | PPD – Rain (1)     | Rescheduled for August 16 | 4/-3.5 |               |        |              |              |
| 12                                      | 4/14     | H/N        | W   | 4-3/MIN (10) | Farnsworth (1-0)   | Capps (1-1)               | 4-8    | 4/-3.5        | 10,042 | 108,701      |              |
| 13                                      | 4/15     | H/N        | W   | 5-2/MIN      | Davis (1-2)        | Blackburn (1-2)           | 5-8    | 4/-2.5        | 15,342 | 124,043      |              |
| 14                                      | 4/16     | H/D        | W   | 4-3/MIN      | Cruz (1-0)         | Nathan (0-1)              | 6-8    | 4/-2.5        | 16,428 | 140,471      |              |
| 15                                      | 4/17     | H/D        | L   | 2-4/MIN      | Duensing (1-0)     | Hellickson (1-2)          | 6-9    | 4/-3.5        | 22,426 | 162,897      |              |
| 16                                      | 4/18     | H/D        | W   | 5-0/CWS      | Price (2-2)        | Jackson (2-1)             | 7-9    | T-2/-3.0      | 12,016 | 174,913      |              |
| 17                                      | 4/19     | H/N        | W   | 2-1/CWS      | Shields (1-1)      | Danks (0-2)               | 8-9    | T-2/-2.0      | 13,731 | 188,644      |              |
| 18                                      | 4/20     | H/N        | W   | 4-1/CWS      | Davis (2-2)        | Humber (1-2)              | 9-9    | 2/-2.0        | 13,214 | 201,858      |              |
| 19                                      | 4/21     | H/N        | L   | 2-9/CWS      | Floyd (2-1)        | Niemann (0-3)             | 9-10   | 2/-2.5        | 16,751 | 218,609      |              |
| 20                                      | 4/22     | R/N        | L   | 4-6/TOR (11) | Rzepczynski (2-0)  | Russell (1-1)             | 9-11   | 3/-3.0        | 23,192 |              | 206,367      |
| 21                                      | 4/23     | R/D        | W   | 6-4/TOR      | Price (3-2)        | Morrow (0-1)              | 10-11  | 2/-3.0        | 21,826 |              | 228,193      |
| 22                                      | 4/24     | R/D        | W   | 2-0/TOR      | Shields (2-1)      | Romero (1-3)              | 11-11  | 2/-2.5        | 14,456 |              | 242,649      |
|   | 4/25     |            |     |              | OFF (2)            |                           | 11-11  | 2/-2.5        |        |              |              |
|   | 4/26     | R/N        |     | MIN          | PPD – Rain (2)     | Rescheduled for April 28  | 2/-2.0 |               |        |              |              |
| 23                                      | 4/27     | R/N        | W   | 8-2/MIN      | Davis (3-2)        | Liriano (1-4)             | 12-11  | 2/-2.0        | 36,714 |              | 279,363      |
| 24                                      | 4/28 (1) | R/D        | W   | 15-3/MIN     | Hellickson (2-2)   | Blackburn (1-4)           | 13-11  |               | 38,215 |              | 317,578      |
| 25                                      | 4/28 (2) | R/N        | W   | 6-1/MIN      | Niemann (1-3)      | Swarzak (0-1)             | 14-11  | 2/-1.5        | 36,456 |              | 354,034      |
| 26                                      | 4/29     | H/N        | L   | 5-8/LAA      | Santana (1-3)      | Price (3-3)               | 14-12  | 2/-1.5        | 21,791 |              | 240,400      |
| 27                                      | 4/30     | H/D        | W   | 2-1/LAA (10) | Peralta (1-0)      | Rodney (0-1)              | 15-12  | 2/-1.5        | 20,245 | 260,645      |              |
| <b>APRIL 15-12 (7-8 Home, 8-4 Road)</b> |          |            |     |              |                    |                           |        |               |        |              |              |
| 28                                      | 5/1      | H/D        | L   | 5-6/LAA      | Thompson (1-1)     | Peralta (1-1)             | 15-13  | 2/-2.5        | 16,248 | 276,893      |              |
|   | 5/2      |            |     |              | OFF (3)            |                           | 15-13  | 2/-3.0        |        |              |              |
| 29                                      | 5/3      | H/N        | W   | 3-2/TOR      | Farnsworth (2-0)   | Rauch (1-2)               | 16-13  | 2/-2.0        | 10,248 | 287,141      |              |
| 30                                      | 5/4      | H/N        | L   | 2-3/TOR      | Morrow (1-1)       | Niemann (1-4)             | 16-14  | 2/-2.0        | 10,099 | 297,240      |              |
| 31                                      | 5/5      | H/D        | W   | 3-1/TOR      | Price (4-3)        | Drabek (2-2)              | 17-14  | 2/-1.0        | 12,682 | 309,922      |              |
| 32                                      | 5/6      | R/N        | W   | 6-2/BAL      | Shields (3-1)      | Britton (5-2)             | 18-14  | 2/-1.0        | 20,694 |              | 374,728      |
| 33                                      | 5/7      | R/D        | W   | 8-2/BAL      | Hellickson (3-2)   | Guthrie (1-5)             | 19-14  | T-1/+4.0      | 18,961 |              | 393,689      |
| 34                                      | 5/8      | R/D        | W   | 5-3/BAL      | Davis (4-2)        | Bergesen (0-4)            | 20-14  | T-1/+4.0      | 16,359 |              | 410,048      |
|   | 5/9      |            |     |              | OFF (4)            |                           | 20-14  | T-1/+4.0      |        |              |              |
| 35                                      | 5/10     | R/N        | L   | 4-5/CLE      | Perez (2-1)        | Peralta (1-2)             | 20-15  | 2/-1.0        | 13,551 |              | 423,599      |
| 36                                      | 5/11     | R/N        | W   | 8-2/CLE      | Price (5-3)        | Carrasco (1-2)            | 21-15  | T-1/+4.5      | 16,336 |              | 439,935      |
| 37                                      | 5/12     | R/D        | W   | 7-4/CLE      | Shields (4-1)      | Masterson (5-1)           | 22-15  | 1/+1.0        | 18,107 |              | 458,042      |
| 38                                      | 5/13     | H/N        | W   | 3-0/BAL      | Hellickson (4-2)   | Guthrie (1-6)             | 23-15  | 1/+2.0        | 20,476 | 330,398      |              |
| 39                                      | 5/14     | H/D        | L   | 0-6/BAL      | Bergesen (1-4)     | Davis (4-3)               | 23-16  | 1/+2.0        | 28,451 | 358,849      |              |
| 40                                      | 5/15     | H/D        | L   | 3-9/BAL      | Arrieta (5-1)      | Sonnanstine (0-1)         | 23-17  | 1/+2.0        | 21,505 | 380,354      |              |
| 41                                      | 5/16     | H/N        | W   | 6-5/NYY      | Cruz (2-0)         | Burnett (4-3)             | 24-17  | 1/+3.0        | 25,024 | 405,378      |              |
| 42                                      | 5/17     | H/D        | L   | 2-6/NYY      | Nova (4-3)         | Shields (4-2)             | 24-18  | 1/+2.0        | 27,123 | 432,501      |              |
| 43                                      | 5/18     | R/N        | W   | 6-5/TOR      | Hellickson (5-2)   | Litsch (4-3)              | 25-18  | 1/+2.0        | 14,415 |              | 472,457      |
| 44                                      | 5/19     | R/N        | L   | 2-3/TOR      | Romero (4-4)       | Davis (4-4)               | 25-19  | 1/+1.0        | 12,590 |              | 485,047      |
| 45                                      | 5/20     | R/N        | L   | 3-5/FLA      | Dunn (4-2)         | Peralta (0-3)             | 25-20  | 1/+0.5        | 18,111 |              | 503,158      |
| 46                                      | 5/21     | R/D        | L   | 3-5/FLA      | Vazquez (3-4)      | Price (5-4)               | 25-21  | T-1/+0.5      | 21,814 |              | 524,972      |
| 47                                      | 5/22     | R/D        | W   | 4-0/FLA      | Shields (5-2)      | Buente (0-1)              | 26-21  | T-1/+0.5      | 15,432 |              | 540,404      |
| 48                                      | 5/23     | R/N        | L   | 3-6/DET      | Furbush (1-0)      | Hellickson (5-3)          | 26-22  | T-1/+0.5      | 21,550 |              | 561,954      |
| 49                                      | 5/24     | R/N        | L   | 6-7/DET      | Albuquerque (1-1)  | Ramos (0-1)               | 26-23  | 3/-1.0        | 24,133 |              | 586,087      |
|   | 5/25     | R/N        |     | DET          | PPD – Rain (3)     | Rescheduled for June 13   | 3/-1.5 |               |        |              |              |
|   | 5/26     |            |     |              | OFF (5)            |                           | 26-23  | 3/-1.5        |        |              |              |
| 50                                      | 5/27     | H/N        | W   | 5-0/CLE      | Price (6-4)        | Tomlin (6-2)              | 27-23  | 3/-1.5        | 16,800 | 449,301      |              |

ORGANIZATION COACHES & STAFF 40-MAN ROSTER NON-ROSTER INVITES RECORDS & HISTORY YEARLY SUMMARIES 2011 Day-By-Day OPPONENTS MINOR LEAGUE OPERATIONS BROADCAST INFORMATION TROPICANA FIELD & MISC.

| NO.                                     | DATE    | H/R<br>D/N | W/L | SCORE/OPP      | WINNING<br>PITCHER | LOSING<br>PITCHER      | REC.  | POS.<br>GA/GB | ATT.   | HOME<br>CUM. | ROAD<br>CUM. |
|---|---------|------------|-----|----------------|--------------------|------------------------|-------|---------------|--------|--------------|--------------|
| 51                                      | 5/28    | H/D        | L   | 3-7/CLE        | Carrasco (4-2)     | Shields (5-3)          | 27-24 | 3/-2.0        | 24,717 | 474,018      |              |
| 52                                      | 5/29    | H/D        | W   | 7-0/CLE        | Hellickson (6-3)   | Masterson (5-3)        | 28-24 | 3/-1.5        | 23,898 | 497,916      |              |
| 53                                      | 5/30    | H/N        | L   | 5-11/TEX       | Holland (4-1)      | Davis (4-5)            | 28-25 | 3/-1.5        | 14,203 | 512,119      |              |
| 54                                      | 5/31    | H/N        | W   | 5-4/TEX        | Peralta (2-3)      | Rhodes (3-3)           | 29-25 | 3/-1.5        | 12,783 | 524,902      |              |
| <b>MAY 14-13 (7-8 Home, 7-6 Road)</b>   |         |            |     |                |                    |                        |       |               |        |              |              |
| 55                                      | 6/1     | H/D        | L   | 0-3/TEX        | Lewis (5-5)        | Price (6-5)            | 29-26 | 3/-2.5        | 13,725 | 538,627      |              |
| 56                                      | 6/2     | R/N        | L   | 2-8/SEA        | Hernandez (6-4)    | Shields (5-4)          | 29-27 | 3/-3.0        | 16,376 |              | 602,463      |
| 57                                      | 6/3     | R/N        | L   | 0-7/SEA        | Vargas (4-3)       | Sonnanstine (0-2)      | 29-28 | 3/-3.0        | 24,492 |              | 626,955      |
| 58                                      | 6/4     | R/D        | W   | 3-2/SEA        | Hellickson (7-3)   | Fister (3-6)           | 30-28 | 3/-3.0        | 28,843 |              | 655,798      |
| 59                                      | 6/5     | R/D        | L   | 6-9/SEA        | Wright (2-2)       | Howell (0-1)           | 30-29 | T-3/-4.0      | 28,947 |              | 684,745      |
| 60                                      | 6/6     | R/N        | W   | 5-1/LAA        | Price (7-5)        | Chatwood (3-3)         | 31-29 | 3/-3.5        | 32,287 |              | 717,032      |
| 61                                      | 6/7     | R/N        | W   | 4-1/LAA        | Cobb (1-0)         | Haren (5-4)            | 32-29 | 3/-2.5        | 38,833 |              | 755,865      |
| 62                                      | 6/8     | R/N        | W   | 4-3/LAA (10)   | Cruz (3-0)         | Rodney (2-3)           | 33-29 | 3/-2.5        | 33,157 |              | 789,022      |
| 63                                      | 6/10    | R/N        | L   | 0-7/BAL        | Arrieta (8-3)      | Hellickson (7-4)       | 33-30 | 3/-4.0        | 17,900 |              | 806,922      |
| 64                                      | 6/11    | R/N        | W   | 7-5/BAL (11)   | Cruz (4-0)         | Accardo (3-2)          | 34-30 | 3/-4.0        | 25,541 |              | 832,463      |
| 65                                      | 6/12    | R/D        | W   | 9-6/BAL        | Davis (5-5)        | Matusz (1-1)           | 35-30 | 3/-4.0        | 22,032 |              | 854,495      |
| 66                                      | 6/13    | R/N        | L   | 1-2/DET (10)   | Purcey (1-0)       | Farnsworth (2-1)       | 35-31 | 3/-4.5        | 30,938 |              | 885,433      |
| 67                                      | 6/14    | H/N        | W   | 4-0/BOS        | Shields (6-4)      | Wakefield (3-2)        | 36-31 | 3/-3.5        | 20,972 |              | 559,599      |
| 68                                      | 6/15    | H/N        | L   | 0-3/BOS        | Beckett (6-2)      | Hellickson (7-5)       | 36-32 | 3/-4.5        | 19,388 |              | 578,987      |
| 69                                      | 6/16    | H/N        | L   | 2-4/BOS        | Buchholz (6-3)     | Price (7-6)            | 36-33 | 3/-5.5        | 23,495 |              | 602,482      |
| 70                                      | 6/17    | H/N        | W   | 5-1/FLA        | Davis (6-5)        | Hand (0-3)             | 37-33 | 3/-5.5        | 15,708 |              | 618,190      |
| 71                                      | 6/18    | H/N        | W   | 7-4/FLA        | Cobb (2-0)         | Nolasco (4-3)          | 38-33 | 3/-4.5        | 20,495 |              | 638,685      |
| 72                                      | 6/19    | H/N        | W   | 2-1/FLA        | Shields (7-4)      | Webb (1-4)             | 39-33 | 3/-4.5        | 26,761 |              | 665,446      |
| 73                                      | 6/20    | R/N        | W   | 8-4/MIL        | Niemann (2-4)      | Narveson (4-5)         | 40-33 | 3/-4.5        | 35,495 |              | 920,928      |
| 74                                      | 6/21    | R/N        | L   | 1-5/MIL        | Greinke (7-2)      | Hellickson (7-6)       | 40-34 | 3/-4.5        | 40,079 |              | 961,007      |
| 75                                      | 6/22    | R/D        | W   | 6-3/MIL        | Price (8-6)        | Estrada (1-5)          | 41-34 | 3/-3.5        | 39,632 |              | 1,000,639    |
| 76                                      | 6/23    | R/N        | W   | 5-1/HOU        | Shields (8-4)      | OFF (7)                | 41-34 | 3/-3.5        |        |              |              |
| 76                                      | 6/24    | R/N        | W   | 5-1/HOU        | Shields (8-4)      | W. Rodriguez (5-4)     | 42-34 | 3/-2.5        | 26,682 |              | 1,027,321    |
| 77                                      | 6/25    | R/N        | W   | 7-2/HOU        | Davis (7-5)        | Norris (4-6)           | 43-34 | 3/-2.0        | 27,208 |              | 1,054,529    |
| 78                                      | 6/26    | R/D        | W   | 14-10/HOU      | Howell (1-1)       | W. Lopez (1-4)         | 44-34 | 3/-2.0        | 23,965 |              | 1,078,494    |
| 79                                      | 6/27    | H/N        | L   | 0-5/CIN        | Leake (7-4)        | Hellickson (7-7)       | 44-35 | 3/-2.5        | 19,891 |              | 685,337      |
| 80                                      | 6/28    | H/N        | W   | 4-3/CIN        | Farnsworth (3-1)   | Ondrusek (3-3)         | 45-35 | 3/-2.5        | 20,894 |              | 706,231      |
| 81                                      | 6/29    | H/D        | L   | 3-4/CIN        | Volquez (5-3)      | Shields (8-5)          | 45-36 | 3/-3.5        | 25,968 |              | 732,199      |
| 82                                      | 7/1     | H/N        | L   | 3-5/STL        | Westbrook (7-4)    | Davis (7-6)            | 45-37 | 3/-5.0        | 19,934 |              | 752,133      |
| 83                                      | 7/2     | H/N        | W   | 5-1/STL        | Niemann (3-4)      | McClellan (5-6)        | 46-37 | 3/-5.0        | 23,897 |              | 776,030      |
| 84                                      | 7/3     | H/D        | W   | 8-3/STL        | Hellickson (8-7)   | Lohse (8-5)            | 47-37 | 3/-4.0        | 26,819 |              | 802,849      |
| 85                                      | 7/4     | R/D        | L   | 0-7/MIN        | Duensing (6-7)     | Price (8-7)            | 47-38 | 3/-4.0        | 39,528 |              | 1,118,022    |
| 86                                      | 7/5     | R/N        | L   | 2-3/MIN        | Baker (7-5)        | Shields (8-6)          | 47-39 | 3/-5.0        | 38,613 |              | 1,156,635    |
| 87                                      | 7/6     | R/D        | W   | 12-5/MIN       | Howell (2-1)       | Burnett (2-5)          | 48-39 | 3/-4.0        | 39,841 |              | 1,196,476    |
| 88                                      | 7/7     | R/N        | W   | 5-1/NYY        | Niemann (4-4)      | Colon (6-4)            | 49-39 | 3/-3.5        | 47,787 |              | 1,244,263    |
| 89                                      | 7/8     | R/N        | W   | PPD - Rain (4) | PPD - Rain (4)     | Rescheduled for Sep 22 |       | 3/-4.0        |        |              |              |
| 89                                      | 7/9     | R/D        | L   | 4-5/NYY        | Robertson (2-0)    | Peralta (2-4)          | 49-40 | 3/-5.0        | 48,103 |              | 1,292,366    |
| 90                                      | 7/10    | R/D        | L   | 0-1/NYY        | Sabathia (13-4)    | Shields (8-7)          | 49-41 | 3/-6.0        | 47,350 |              | 1,339,716    |
| 91                                      | 7/11-13 |            |     | ALL-STAR BREAK |                    |                        |       |               |        |              |              |
| 91                                      | 7/14    |            |     | OFF (9)        |                    |                        |       | 3/-6.0        |        |              |              |
| 91                                      | 7/15    | H/N        | W   | 9-6/BOS        | Price (9-7)        | Miller (3-1)           | 50-41 | 3/-5.0        | 25,729 |              | 828,578      |
| 92                                      | 7/16    | H/D        | L   | 5-9/BOS        | Lackey (7-8)       | Shields (8-8)          | 50-42 | 3/-6.0        | 32,487 |              | 861,065      |
| 93                                      | 7/17    | H/N        | L   | 0-1/BOS (16)   | Aceves (5-1)       | Russell (1-2)          | 50-43 | 3/-7.0        | 21,504 |              | 882,569      |
| 94                                      | 7/18    | H/N        | L   | 4-5/NYY        | Robertson (3-0)    | Torres (0-1)           | 50-44 | 3/-8.0        | 22,471 |              | 905,040      |
| 95                                      | 7/19    | H/N        | W   | 3-2/NYY        | Hellickson (9-7)   | Colon (6-6)            | 51-44 | 3/-7.0        | 22,780 |              | 927,820      |
| 96                                      | 7/20    | H/N        | L   | 0-4/NYY        | Garcia (8-7)       | Price (9-8)            | 51-45 | 3/-8.0        | 21,505 |              | 949,325      |
| 97                                      | 7/21    | H/N        | W   | 2-1/NYY        | Shields (9-8)      | Sabathia (14-5)        | 52-45 | 3/-7.5        | 29,279 |              | 978,604      |
| 98                                      | 7/22    | R/N        | L   | 4-10/KC        | Hochevar (6-8)     | Davis (7-7)            | 52-46 | 3/-8.5        | 27,824 |              | 1,367,540    |
| 99                                      | 7/23    | R/N        | L   | 4-5/KC (10)    | Soria (5-3)        | Gomes (0-1)            | 52-47 | 3/-9.5        | 27,643 |              | 1,395,183    |
| 100                                     | 7/24    | R/D        | W   | 5-0/KC         | Cobb (3-0)         | Paulino (1-8)          | 53-47 | 3/-9.5        | 23,735 |              | 1,418,918    |
| 101                                     | 7/25    | R/N        | L   | 5-7/OAK        | Fuentes (2-8)      | Howell (2-2)           | 53-48 | 3/-9.5        | 11,053 |              | 1,429,971    |
| 102                                     | 7/26    | R/N        | L   | 1-6/OAK        | McCarthy (3-5)     | Price (9-9)            | 53-49 | 3/-10.5       | 12,166 |              | 1,442,137    |
| 103                                     | 7/27    | R/N        | L   | 4-13/OAK       | Cahill (9-9)       | Shields (9-9)          | 53-50 | 3/-11.5       | 18,640 |              | 1,460,777    |
| 104                                     | 7/28    | R/D        | W   | 10-8/OAK       | Davis (8-7)        | Ziegler (3-2)          | 54-50 | 3/-10.5       | 16,466 |              | 1,477,243    |
| 105                                     | 7/29    | R/N        | W   | 8-0/SEA        | Niemann (5-4)      | Bedard (4-7)           | 55-50 | 3/-9.5        | 26,570 |              | 1,503,813    |
| 106                                     | 7/30    | R/D        | L   | 2-3/SEA        | Pineda (9-7)       | Cobb (3-1)             | 55-51 | 3/-10.5       | 24,985 |              | 1,528,798    |
| 107                                     | 7/31    | R/N        | W   | 8-1/SEA        | Hellickson (10-7)  | Vargas (6-10)          | 56-51 | 3/-10.5       | 20,382 |              | 1,549,180    |
| <b>JULY 11-15 (5-5 Home, 6-10 Road)</b> |         |            |     |                |                    |                        |       |               |        |              |              |

| NO.                                       | DATE     | H/R<br>D/N | W/L | SCORE/OPP      | WINNING<br>PITCHER        | LOSING<br>PITCHER  | REC.  | POS.<br>GA/GB | ATT.   | HOME<br>CUM. | ROAD<br>CUM. |
|---|----------|------------|-----|----------------|---------------------------|--------------------|-------|---------------|--------|--------------|--------------|
|   | 8/1      |            |     |                | OFF (10)                  |                    |       | 3/10.0        |        |              |              |
| 108                                       | 8/2      | H/N        | L   | 1-3/TOR        | Romero (9-9)              | Price (9-10)       | 56-52 | 3/11.0        | 13,333 | 991,937      |              |
| 109                                       | 8/3      | H/N        | W   | 9-1/TOR        | Shields (10-9)            | Villanueva (6-3)   | 57-52 | 3/11.0        | 11,803 | 1,003,740    |              |
| 110                                       | 8/4      | H/D        | W   | 7-6/TOR (12)   | Gomes (1-1)               | Camp (1-2)         | 58-52 | 3/10.0        | 28,491 | 1,032,231    |              |
| 111                                       | 8/5      | H/D        | W   | 8-4/OAK        | Niemann (6-4)             | Moscoco (4-6)      | 59-52 | 3/10.0        | 15,168 | 1,047,399    |              |
| 112                                       | 8/6      | H/N        | L   | 0-8/OAK        | McCarthy (5-5)            | Cobb (3-2)         | 59-53 | 3/10.0        | 24,939 | 1,072,338    |              |
| 113                                       | 8/7      | H/D        | L   | 4-5/OAK (10)   | De Los Santos (1-0)       | McGee (0-1)        | 59-54 | 3/11.0        | 21,425 | 1,093,763    |              |
| 114                                       | 8/8      | H/N        | W   | 2-1/KC         | Farnsworth (4-1)          | Wood (5-1)         | 60-54 | 3/11.0        | 10,742 | 1,104,505    |              |
| 115                                       | 8/9      | H/N        | W   | 4-0/KC         | Shields (11-9)            | Francis (4-12)     | 61-54 | 3/11.0        | 10,124 | 1,114,629    |              |
| 116                                       | 8/10     | H/N        | W   | 8-7/KC         | McGee (1-1)               | Soria (5-5)        | 62-54 | 3/10.0        | 11,706 | 1,126,335    |              |
| 117                                       | 8/11     | H/D        | W   | 4-1/KC         | Niemann (7-4)             | Duffy (3-6)        | 63-54 | 3/9.5         | 13,942 | 1,140,277    |              |
| 118                                       | 8/12     | R/N        | W   | 5-1/NYY        | Price (10-10)             | Sabathia (16-7)    | 64-54 | 3/9.5         | 47,894 |              | 1,597,074    |
| 119                                       | 8/13     | R/D        | L   | 2-9/NYY        | Hughes (3-4)              | Hellickson (10-8)  | 64-55 | 3/9.5         | 47,804 |              | 1,644,878    |
|   | 8/14     | R/D        |     | PPD – Rain (5) | Rescheduled – Date Sep 21 |                    |       | 3/9.0         |        |              |              |
|   | 8/15     |            |     |                | OFF (11)                  |                    |       | 3/9.0         |        |              |              |
| 120                                       | 8/16 (1) | R/D        | L   | 1-3/BOS        | Lester (12-6)             | Shields (11-10)    | 64-56 |               | 38,525 |              | 1,683,403    |
| 121                                       | 8/16 (2) | R/D        | W   | 6-2/BOS        | Niemann (8-4)             | Bedard (4-8)       | 65-56 | 3/9.5         | 38,278 |              | 1,721,681    |
| 122                                       | 8/17     | R/D        | W   | 4-0/BOS        | Price (11-10)             | Lackey (11-9)      | 66-56 | 3/8.5         | 37,747 |              | 1,759,428    |
|   | 8/18     |            |     |                | OFF (11)                  |                    |       | 3/9.0         |        |              |              |
| 123                                       | 8/19     | H/N        | W   | 3-2/SEA        | Cruz (5-0)                | Hernandez (11-11)  | 67-56 | 3/9.0         | 14,884 | 1,155,161    |              |
| 124                                       | 8/20     | H/N        | W   | 8-0/SEA        | Hellickson (11-8)         | Furbush (3-5)      | 68-56 | 3/8.0         | 20,148 | 1,175,309    |              |
| 125                                       | 8/21     | H/D        | W   | 8-7/SEA        | Farnsworth (5-1)          | Cortes (0-2)       | 69-56 | 3/8.0         | 17,226 | 1,192,535    |              |
| 126                                       | 8/22     | H/D        | L   | 2-5/DET        | Verlander (19-5)          | Niemann (8-5)      | 69-57 | 3/8.5         | 13,048 | 1,205,583    |              |
| 127                                       | 8/23     | H/N        | L   | 1-2/DET        | Penny (9-9)               | Price (11-11)      | 69-58 | 3/8.5         | 11,475 | 1,217,058    |              |
| 128                                       | 8/24     | H/N        | W   | 3-2/DET (10)   | Peralta (3-4)             | Below (0-2)        | 70-58 | 3/8.5         | 13,910 | 1,230,968    |              |
| 129                                       | 8/25     | H/D        | L   | 0-2/DET        | Fister (6-13)             | Hellickson (11-9)  | 70-59 | 3/9.5         | 14,069 | 1,245,037    |              |
| 130                                       | 8/26     | R/N        | W   | 6-1/TOR        | Shields (12-10)           | Alvarez (0-2)      | 71-59 | 3/8.5         | 20,491 |              | 1,779,919    |
| 131                                       | 8/27     | R/D        | W   | 6-5/TOR        | Niemann (9-5)             | Camp (1-3)         | 72-59 | 3/9.0         | 24,052 |              | 1,803,971    |
| 132                                       | 8/28     | R/D        | W   | 12-0/TOR       | Price (12-11)             | Morrow (9-9)       | 73-59 | 3/8.5         | 21,618 |              | 1,825,589    |
| 133                                       | 8/29     | R/N        | L   | 3-7/TOR        | Romero (13-9)             | Davis (8-8)        | 73-60 | 3/9.0         | 19,725 |              | 1,845,314    |
| 134                                       | 8/30     | R/N        | L   | 0-2/TEX        | Feldman (1-0)             | Hellickson (11-10) | 73-61 | 3/9.0         | 23,069 |              | 1,868,383    |
| 135                                       | 8/31     | R/N        | W   | 4-1/TEX        | Shields (13-10)           | Ogando (12-7)      | 74-61 | 3/9.0         | 28,034 |              | 1,896,417    |
| <b>AUGUST 18-10 (11-6 Home, 7-4 Road)</b> |          |            |     |                |                           |                    |       |               |        |              |              |
| 136                                       | 9/1      | R/N        | L   | 2-7/TEX        | Wilson (14-6)             | Niemann (9-6)      | 74-62 | 3/9.0         | 26,220 |              | 1,922,637    |
| 137                                       | 9/2      | H/N        | L   | 2-3/BAL        | Britton (9-9)             | Price (12-12)      | 74-63 | 3/9.5         | 11,955 | 1,256,992    |              |
| 138                                       | 9/3      | H/N        | W   | 6-3/BAL        | Davis (9-8)               | Simon (4-8)        | 75-63 | 3/9.5         | 14,223 | 1,271,215    |              |
| 139                                       | 9/4      | H/D        | W   | 8-1/BAL        | Hellickson (12-10)        | Guthrie (6-17)     | 76-63 | 3/9.5         | 15,790 | 1,287,005    |              |
| 140                                       | 9/5      | H/D        | W   | 5-1/TEX        | Shields (14-10)           | Feldman (1-1)      | 77-63 | 3/9.5         | 13,130 | 1,300,135    |              |
| 141                                       | 9/6      | H/N        | L   | 0-8/TEX        | Wilson (15-6)             | Niemann (9-7)      | 77-64 | 3/10.5        | 11,611 | 1,311,746    |              |
| 142                                       | 9/7      | H/D        | W   | 5-4/TEX (10)   | McGee (2-1)               | Lowe (2-3)         | 78-64 | 3/9.5         | 11,190 | 1,322,936    |              |
|   | 9/8      |            |     |                | OFF (12)                  |                    |       | 3/9.0         |        |              |              |
| 143                                       | 9/9      | H/N        | W   | 7-2/BOS        | Davis (10-8)              | Lackey (12-12)     | 79-64 | 3/8.0         | 18,482 | 1,341,418    |              |
| 144                                       | 9/10     | H/N        | W   | 6-5/BOS (11)   | Gomes (2-1)               | Bard (2-7)         | 80-64 | 3/7.0         | 24,566 | 1,365,984    |              |
| 145                                       | 9/11     | H/D        | W   | 9-1/BOS        | Shields (15-10)           | Lester (15-7)      | 81-64 | 3/7.0         | 25,220 | 1,391,204    |              |
| 146                                       | 9/12     | R/N        | W   | 5-2/BAL        | Niemann (10-7)            | Britton (9-10)     | 82-64 | 3/7.0         | 11,924 |              | 1,934,561    |
| 147                                       | 9/13     | R/N        | L   | 2-4/BAL        | Patton (1-1)              | Howell (2-3)       | 82-65 | 3/8.0         | 13,262 |              | 1,947,823    |
| 148                                       | 9/14     | R/N        | L   | 2-6/BAL        | Guthrie (8-17)            | Davis (10-9)       | 82-66 | 3/8.0         | 14,669 |              | 1,962,492    |
| 149                                       | 9/15     | R/N        | W   | 9-2/BOS        | Hellickson (13-10)        | Weiland (0-2)      | 83-66 | 3/7.5         | 38,071 |              | 2,000,563    |
| 150                                       | 9/16     | R/N        | L   | 3-4/BOS        | Beckett (13-5)            | Shields (15-11)    | 83-67 | 3/7.5         | 38,019 |              | 2,038,582    |
| 151                                       | 9/17     | R/D        | W   | 4-3/BOS        | Niemann (11-7)            | Lester (15-8)      | 84-67 | 3/7.5         | 37,682 |              | 2,076,264    |
| 152                                       | 9/18     | R/D        | W   | 8-5/BOS        | McGee (3-1)               | Wakefield (7-7)    | 85-67 | 3/6.5         | 37,613 |              | 2,113,877    |
|   | 9/19     |            |     |                | OFF (13)                  |                    |       | 3/7.0         |        |              |              |
| 153                                       | 9/20     | R/N        | L   | 0-5/NYY        | Nova (16-4)               | Davis (10-10)      | 85-68 | 3/8.0         | 46,944 |              | 2,160,821    |
| 154                                       | 9/21 (1) | R/D        | L   | 2-4/NYY        | Ayala (2-2)               | Shields (15-12)    | 85-69 |               | 42,755 |              | 2,203,576    |
| 155                                       | 9/21 (2) | R/N        | L   | 2-4/NYY        | Robertson (4-0)           | McGee (3-2)        | 85-70 | 3/10.0        | 45,586 |              | 2,249,162    |
| 156                                       | 9/22     | R/N        | W   | 15-8/NYY       | Moore (1-0)               | Colon (8-10)       | 86-70 | 3/9.0         | 47,470 |              | 2,296,632    |
| 157                                       | 9/23     | H/N        | L   | 1-5/TOR        | Morrow (11-11)            | Price (12-13)      | 86-71 | 3/9.5         | 18,093 | 1,409,297    |              |
| 158                                       | 9/24     | H/N        | W   | 6-2/TOR        | Torres (1-1)              | Romero (15-11)     | 87-71 | 3/9.5         | 27,773 | 1,437,070    |              |
| 159                                       | 9/25     | H/D        | W   | 5-2/TOR        | Davis (11-10)             | Cecil (4-11)       | 88-71 | 3/9.0         | 21,008 | 1,458,078    |              |
| 160                                       | 9/26     | H/N        | W   | 5-2/NYY        | Shields (16-12)           | Noesi (2-2)        | 89-71 | 2/8.0         | 18,772 | 1,476,850    |              |
| 161                                       | 9/27     | H/N        | W   | 5-3/NYY        | McGee (4-2)               | Soriano (2-3)      | 90-71 | 2/7.0         | 22,820 | 1,499,670    |              |
| 162                                       | 9/28     | H/N        | W   | 8-7/NYY (12)   | McGee (5-2)               | Proctor (0-3)      | 91-71 | 2/6.0         | 29,518 | 1,529,188    |              |

SEPTEMBER 17-10 (12-3 Home, 5-7 Road)

ORGANIZATION COACHES & STAFF 40-MAN ROSTER NON-ROSTER INVITES RECORDS & HISTORY YEARLY SUMMARIES 2011 Day-by-Day OPPONENTS MINOR LEAGUE OPERATIONS BROADCAST INFORMATION TROPICANA FIELD @ MISJ



# 2011 TRANSACTIONS

## February

- 14 Signed RH **Chris Bootcheck** to a minor league contract with an invitation to major league spring training.
- 21 Signed UTL **Joe Inglett** to a minor league contract with an invitation to major league spring training.

## March

- 2 Signed RH **Edgar Gonzalez** to a minor league contract.
- 11 Optioned RH **Matt Bush**, OF **Brandon Guyer**, RH **Albert Suarez** and LH **Alex Torres** to the minor leagues; reassigned RH **Brian Baker**, RH **Jonah Bayliss**, RH **Richard De Los Santos** and RH **Ricky Orta** to minor league camp.
- 12 LH **Cesar Cabral** was claimed off waivers by the Toronto Blue Jays.
- 14 Claimed LH **Cesar Cabral** off waivers from the Toronto Blue Jays.
- 15 Optioned RH **Chris Archer**, C **Nevin Ashley**, C **Robinson Chirinos**, RH **Alex Cobb**, RH **Dane De La Rosa**, RH **Brandon Gomes** and OF **Desmond Jennings** to the minor leagues; reassigned 1B/OF **Leslie Anderson**, INF **Tim Beckham**, UTL **Russ Canzler**, UTL **J.J. Furmaniak**, RH **Dirk Hayhurst**, INF **Daniel Mayora** and UTL **Stephen Vogt** to minor league camp.
- 22 Optioned RH **Mike Ekstrom** to the minor leagues; reassigned RH **Chris Bootcheck** and LH **R.J. Swindle** to minor league camp.
- 25 Optioned RH **Rob Delaney** to the minor leagues; reassigned RH **Cory Wade** to minor league camp.
- 26 Optioned C **Jose Lobaton** to the minor leagues; reassigned C **Craig Albarnaz**, 1B/OF **Chris Carter**, UTL **Joe Inglett**, 1B **Casey Kotchman**, INF **Felipe Lopez**, INF **Ray Olmedo** and OF **Justin Ruggiano** to minor league camp.
- 27 Traded UTL **Joe Inglett** to the Houston Astros in exchange for a player to be named or cash.
- 28 Returned Rule 5 Draft selection LH **Cesar Cabral** to the Boston Red Sox.
- 30 Placed LH **J.P. Howell** (left shoulder surgery) on the 15-day disabled list, retroactive to March 22; selected RH **Juan Cruz** from AAA Durham.

## Opening Day Roster

**PITCHERS (12):** RH Juan Cruz, RH Wade Davis, RH Kyle Farnsworth, RH Jeremy Hellickson, LH Jake McGee, RH Jeff Niemann, RH Joel Peralta, LH David Price, LH Cesar Ramos, RH Adam Russell, RH James Shields, RH Andy Sonnanstine

**CATCHERS (2):** John Jaso, Kelly Shoppach

**INFELDERS (6):** Reid Brignac, Dan Johnson, Elliot Johnson, Evan Longoria, Sean Rodriguez, Ben Zobrist

**OUTFIELDERS (5):** Johnny Damon, Sam Fuld, Matt Joyce, Manny Ramirez, B.J. Upton

**DL (1):** J.P. Howell (15-day)

## April

- 3 Placed 3B **Evan Longoria** (left oblique strain) on 15-day disabled list; selected INF **Felipe Lopez** from AAA Durham; designated RH **Mike Ekstrom** for assignment.
- 8 DH **Manny Ramirez** retired; selected 1B **Casey Kotchman** from AAA Durham.

## May

- 1 Optioned LH **Jake McGee** to AAA Durham; recalled RH **Alex Cobb** from AAA Durham.
- 3 Optioned RH **Alex Cobb** to AAA Durham; designated INF **Felipe Lopez** for assignment; recalled RH **Brandon Gomes** from AAA Durham; reinstated 3B **Evan Longoria** from the 15-day disabled list.
- 6 Placed RHP **Jeff Niemann** (lower back strain) on the 15-day disabled list, retroactive to May 5; recalled OF **Brandon Guyer** from AAA Durham.
- 7 Optioned OF **Brandon Guyer** to AAA Durham; recalled RH **Rob Delaney** from AAA Durham.
- 20 Optioned RH **Rob Delaney** to AAA Durham; designated 1B **Dan Johnson** for assignment; reinstated LH **J.P. Howell** from the 15-day disabled list; selected OF **Justin Ruggiano** from AAA Durham.
- 22 Placed SS **Reid Brignac** on the bereavement list; selected INF **Felipe Lopez** from AAA Durham.
- 25 Placed UTL **Elliot Johnson** (left knee sprain) on the 15-day disabled list, retroactive to May 24; reinstated SS **Reid Brignac** from the bereavement list.
- 30 Optioned RH **Brandon Gomes** to AAA Durham; recalled RH **Alex Cobb** from AAA Durham.

## June

- 12 Designated INF **Felipe Lopez** for assignment; reinstated UTL **Elliot Johnson** from the 15-day disabled list.
- 18 Optioned RH **Alex Cobb** to AAA Durham; reinstated RH **Jeff Niemann** from the 15-day disabled list.

## July

- 7 Placed RH **Wade Davis** (right forearm strain) on the 15-day disabled list; recalled RH **Brandon Gomes** from AAA Durham.
- 10 Optioned RH **Andy Sonnanstine** to AAA Durham; recalled OF **Brandon Guyer** from AAA Durham; following the game, optioned OF **Brandon Guyer** to AAA Durham.
- 15 Placed C **John Jaso** (right oblique strain) on the 15-day disabled list, retroactive to July 10; recalled LH **Jake McGee** from AAA Durham; recalled C **Jose Lobaton** from AAA Durham.
- 18 Placed RH **Juan Cruz** (right groin strain) and C **Jose Lobaton** (left knee sprain) on the 15-day disabled list; designated RH **Adam Russell** for assignment; recalled C **Robinson Chirinos**, RH **Alex Cobb** and LH **Alex Torres** from AAA Durham.
- 19 Optioned LH **Alex Torres** to AAA Durham; recalled RH **Dane De La Rosa** from AAA Durham.
- 22 Optioned RH **Dane De La Rosa** to AAA Durham; reinstated RH **Wade Davis** (right forearm strain) from the 15-day disabled list.
- 23 Optioned SS **Reid Brignac** to AAA Durham; recalled OF **Desmond Jennings** from AAA Durham.
- 26 Optioned LH **Cesar Ramos** to AAA Durham; recalled RH **Jay Buente** from AAA Durham.
- 27 Optioned RH **Jay Buente** to AAA Durham; selected RH **Rob Delaney** from AAA Durham.
- 28 Optioned RH **Rob Delaney** to AAA Durham; selected RH **Mike Ekstrom** from AAA Durham.

## August

- 2 Optioned RH **Mike Ekstrom** to AAA Durham; reinstated RH **Juan Cruz** from 15-day disabled list.
- 7 Placed RH **Alex Cobb** (thoracic outlet syndrome) on the 15-day disabled list; recalled LH **Cesar Ramos** from AAA Durham.
- 10 Placed OF **Justin Ruggiano** (left knee bursitis) on the 15-day disabled list, retroactive to Aug 7; recalled SS **Reid Brignac** from AAA Durham.
- 19 Optioned C **Robinson Chirinos** to AAA Durham; reinstated C **John Jaso** from the 15-day disabled list.

## September

- 1 Reinstated OF **Justin Ruggiano** from the 15-day disabled list; recalled OF **Brandon Guyer** from AAA Durham.
- 2 Reinstated C **Jose Lobaton** from the 15-day disabled list; recalled RH **Andy Sonnanstine** from AAA Durham.
- 11 Recalled RH **Dane De La Rosa** from AAA Durham; selected UTL **Russ Canzler** from AAA Durham; designated RH **Mike Ekstrom** for assignment.
- 12 Designated RH **Rob Delaney** for assignment; selected LH **Matt Moore** from AAA Durham.
- 13 Released RH **Jay Buente**; selected 1B **Dan Johnson** from AAA Durham; recalled LH **Alex Torres** from AAA Durham.

## Rays on the Disabled List

RH **Alex Cobb** (56 games, thoracic outlet syndrome, 32-18), RH **Juan Cruz** (14, right groin strain, 6-8), RH **Wade Davis** (11, right forearm strain, 4-7), LH **J.P. Howell** (44, left shoulder surgery, 25-19), C **John Jaso** (33, right oblique strain, 17-16), UTL **Elliot Johnson** (16, left knee sprain, 8-8), C **Jose Lobaton** (43, left knee sprain, 24-19), 3B **Evan Longoria** (26, left oblique strain, 15-11), RH **Jeff Niemann** (42, lower back strain, 23-19), OF **Justin Ruggiano** (23, left knee bursitis, 15-8)



# 2010 SEASON REVIEW

**THE RAYS WON** their second AL East championship, becoming the first team in major league history to endure 10 straight losing seasons before making the post-season in two of the next three years...with 96 wins, they led the AL in wins for the first time and finished 2nd in the majors to the Phillies (97). ■ They were a major-league-best 47-34 on the road, marking the team's first winning season on the road in club history. ■ They became the second major league team since 1900 to score 800 runs (802) while hitting .250 or lower (.247), joining the 1991 Tigers (.247, 817 runs)...the offense walked a club-record and major-league-high 672 times and became just the fifth team all-time to lead the AL in walks and strikeouts in the same season and make the postseason. ■ The pitching staff set club records for fewest walks allowed and at the time set club records for lowest opponents' batting average and fewest base runners allowed...they became just the sixth major league team since 1900 with five pitchers to record 12 wins and 100 strikeouts. ■ The defense set a club record for fewest errors (85) and fewest unearned runs allowed (38). ■ For the third consecutive season, they led the majors in steals with 172. ■ After being on the losing end of a perfect game and a no-hitter earlier in the season, they recorded a no-hit game of their own when Matt Garza threw the first no-hitter in team history on July 26 vs. DET...they became the second team all-time to reach the postseason after being no-hit twice in one year, joining the 1917 White Sox. ■ The Rays and Yankees spent 25 days tied for first place...they were separated by no more than 2.5 games every day after July 27.

## A.L. EAST STANDINGS

|            | W  | L  | PCT. | GB   |
|------------|----|----|------|------|
| TB         | 96 | 66 | .593 | -    |
| NY Yankees | 95 | 67 | .586 | 1.0  |
| BOS        | 89 | 73 | .549 | 7.0  |
| TOR        | 85 | 77 | .525 | 11.0 |
| BAL        | 66 | 96 | .407 | 30.0 |

| PLAYER           | AVG         | G          | AB          | R          | H           | TB          | 2B         | 3B        | HR         | RBI        | SH        | SF        | FP        | BB         | IBB       | SO          | SB         | CS        | DP         | E          | SLG         | OBP         | PINCH HIT  |           |          |           |
|------------------|-------------|------------|-------------|------------|-------------|-------------|------------|-----------|------------|------------|-----------|-----------|-----------|------------|-----------|-------------|------------|-----------|------------|------------|-------------|-------------|------------|-----------|----------|-----------|
|                  |             |            |             |            |             |             |            |           |            |            |           |           |           |            |           |             |            |           |            |            |             |             | AB         | H         | HR       | RBI       |
| Aybar,W          | .230        | 100        | 270         | 22         | 62          | 93          | 13         | 0         | 6          | 43         | 2         | 4         | 3         | 30         | 1         | 61          | 0          | 0         | 4          | 1          | .344        | .309        | 26         | 7         | 2        | 10        |
| Baldelli,R       | .208        | 10         | 24          | 3          | 5           | 9           | 1          | 0         | 1          | 5          | 0         | 0         | 0         | 1          | 0         | 5           | 1          | 0         | 1          | 0          | .375        | .240        | 3          | 2         | 1        | 2         |
| Bartlett,J       | .254        | 135        | 468         | 71         | 119         | 164         | 27         | 3         | 4          | 47         | 11        | 3         | 5         | 45         | 1         | 83          | 11         | 6         | 6          | 11         | .350        | .324        | 5          | 1         | 1        | 4         |
| Blaclock,H       | .254        | 26         | 63          | 8          | 16          | 22          | 3          | 0         | 1          | 7          | 0         | 0         | 0         | 6          | 0         | 15          | 1          | 1         | 1          | 1          | .349        | .319        | 10         | 3         | 0        | 1         |
| Brignac,R        | .256        | 113        | 301         | 39         | 77          | 116         | 13         | 1         | 8          | 45         | 0         | 2         | 3         | 20         | 3         | 77          | 3          | 3         | 6          | 9          | .385        | .307        | 25         | 7         | 0        | 6         |
| Burrell,P        | .202        | 24         | 84          | 9          | 17          | 28          | 5          | 0         | 2          | 13         | 0         | 1         | 1         | 10         | 0         | 28          | 0          | 0         | 2          | 0          | .333        | .292        | 0          | 0         | 0        | 0         |
| Crawford,C       | .307        | 154        | 600         | 110        | 184         | 297         | 30         | 13        | 19         | 90         | 3         | 5         | 3         | 46         | 3         | 104         | 47         | 10        | 2          | 2          | .495        | .356        | 2          | 0         | 0        | 0         |
| Hawpe,B          | .179        | 15         | 39          | 7          | 7           | 13          | 0          | 0         | 2          | 7          | 0         | 0         | 1         | 6          | 0         | 17          | 0          | 0         | 1          | 0          | .333        | .304        | 4          | 0         | 0        | 1         |
| Jaso,J           | .263        | 109        | 339         | 57         | 89          | 128         | 18         | 3         | 5          | 44         | 1         | 3         | 2         | 59         | 1         | 39          | 4          | 0         | 8          | 5          | .378        | .372        | 12         | 1         | 0        | 1         |
| Jennings,D       | .190        | 17         | 21          | 5          | 4           | 7           | 1          | 1         | 0          | 2          | 0         | 0         | 1         | 2          | 0         | 4           | 2          | 2         | 0          | 0          | .333        | .292        | 1          | 1         | 0        | 1         |
| Johnson,D        | .198        | 40         | 111         | 15         | 22          | 46          | 3          | 0         | 7          | 23         | 0         | 3         | 1         | 25         | 0         | 27          | 1          | 0         | 1          | 2          | .414        | .343        | 5          | 2         | 0        | 1         |
| Joyce,M          | .241        | 77         | 216         | 30         | 52          | 103         | 15         | 3         | 10         | 40         | 0         | 3         | 2         | 40         | 2         | 55          | 2          | 2         | 2          | 3          | .477        | .360        | 8          | 3         | 1        | 7         |
| Kapler,G         | .210        | 59         | 124         | 19         | 26          | 36          | 4          | 0         | 2          | 14         | 1         | 1         | 3         | 11         | 0         | 24          | 1          | 1         | 3          | 0          | .290        | .288        | 13         | 2         | 0        | 2         |
| Longoria,E       | .294        | 151        | 574         | 96         | 169         | 291         | 46         | 5         | 22         | 104        | 0         | 10        | 5         | 72         | 12        | 124         | 15         | 5         | 15         | 14         | .507        | .372        | 0          | 0         | 0        | 0         |
| Navarro,D        | .194        | 48         | 124         | 11         | 24          | 32          | 5          | 0         | 1          | 7          | 5         | 0         | 1         | 12         | 0         | 20          | 0          | 1         | 3          | 4          | .258        | .270        | 3          | 1         | 0        | 2         |
| Peña,C           | .196        | 144        | 484         | 64         | 95          | 197         | 18         | 0         | 28         | 84         | 0         | 4         | 7         | 87         | 4         | 158         | 5          | 1         | 2          | 6          | .407        | .325        | 0          | 0         | 0        | 0         |
| Rodriguez,S      | .251        | 118        | 343         | 53         | 86          | 136         | 19         | 2         | 9          | 40         | 5         | 1         | 8         | 21         | 1         | 97          | 13         | 3         | 10         | 6          | .397        | .308        | 15         | 1         | 0        | 1         |
| Shoppach,K       | .196        | 63         | 158         | 17         | 31          | 54          | 8          | 0         | 5          | 17         | 2         | 1         | 6         | 20         | 0         | 71          | 0          | 0         | 2          | 2          | .342        | .308        | 9          | 3         | 0        | 0         |
| Upton,B          | .237        | 154        | 536         | 89         | 127         | 227         | 38         | 4         | 18         | 62         | 1         | 4         | 2         | 67         | 1         | 164         | 42         | 9         | 13         | 5          | .424        | .322        | 1          | 1         | 0        | 0         |
| Zobrist,B        | .238        | 151        | 541         | 77         | 129         | 191         | 28         | 2         | 10         | 75         | 7         | 12        | 3         | 92         | 1         | 107         | 24         | 3         | 10         | 4          | .353        | .346        | 5          | 1         | 0        | 0         |
| <b>Tampa Bay</b> | <b>.247</b> | <b>162</b> | <b>5439</b> | <b>802</b> | <b>1343</b> | <b>2192</b> | <b>295</b> | <b>37</b> | <b>160</b> | <b>769</b> | <b>39</b> | <b>57</b> | <b>57</b> | <b>672</b> | <b>30</b> | <b>1292</b> | <b>172</b> | <b>47</b> | <b>92</b>  | <b>85</b>  | <b>.403</b> | <b>.333</b> | <b>147</b> | <b>36</b> | <b>5</b> | <b>39</b> |
| <b>Opponents</b> | <b>.244</b> | <b>162</b> | <b>5516</b> | <b>649</b> | <b>1347</b> | <b>2226</b> | <b>286</b> | <b>34</b> | <b>175</b> | <b>620</b> | <b>25</b> | <b>37</b> | <b>46</b> | <b>478</b> | <b>34</b> | <b>1189</b> | <b>89</b>  | <b>30</b> | <b>114</b> | <b>115</b> | <b>.404</b> | <b>.308</b> | <b>65</b>  | <b>8</b>  | <b>2</b> | <b>4</b>  |

| PITCHER          | R/L | W         | L         | ERA         | G          | GS         | CG       | GF         | SHO       | SV        | IP            | H           | R          | ER         | HR         | HB        | BB         | IBB       | SO          | WP        | BK       | OPP         | AVG |
|------------------|-----|-----------|-----------|-------------|------------|------------|----------|------------|-----------|-----------|---------------|-------------|------------|------------|------------|-----------|------------|-----------|-------------|-----------|----------|-------------|-----|
|                  |     |           |           |             |            |            |          |            |           |           |               |             |            |            |            |           |            |           |             |           |          |             |     |
| Benoit,J         | R   | 1         | 2         | 1.34        | 63         | 0          | 0        | 16         | 0         | 1         | 60.1          | 30          | 10         | 9          | 6          | 0         | 11         | 1         | 75          | 1         | 0        | .147        |     |
| Choate,R         | L   | 4         | 3         | 4.23        | 85         | 0          | 0        | 8          | 0         | 0         | 44.2          | 41          | 23         | 21         | 3          | 3         | 17         | 5         | 40          | 4         | 0        | .252        |     |
| Cormier,L        | R   | 4         | 3         | 3.92        | 60         | 0          | 0        | 17         | 0         | 0         | 62.0          | 68          | 28         | 27         | 7          | 0         | 34         | 3         | 30          | 3         | 1        | .281        |     |
| Davis,W          | R   | 12        | 10        | 4.07        | 29         | 29         | 0        | 0          | 0         | 0         | 168.0         | 165         | 77         | 76         | 24         | 5         | 62         | 2         | 113         | 4         | 0        | .255        |     |
| Ekstrom,M        | R   | 0         | 1         | 3.31        | 15         | 0          | 0        | 10         | 0         | 0         | 16.1          | 12          | 6          | 6          | 0          | 2         | 9          | 1         | 10          | 1         | 0        | .214        |     |
| Garza,M          | R   | 15        | 10        | 3.91        | 33         | 32         | 3        | 1          | 1         | 1         | 204.2         | 193         | 94         | 89         | 28         | 7         | 63         | 2         | 150         | 12        | 2        | .248        |     |
| Hellickson,J     | R   | 4         | 0         | 3.47        | 10         | 4          | 0        | 0          | 0         | 0         | 36.1          | 32          | 14         | 14         | 5          | 2         | 8          | 2         | 33          | 2         | 0        | .232        |     |
| McGee,J          | L   | 0         | 0         | 1.80        | 8          | 0          | 0        | 3          | 0         | 0         | 5.0           | 2           | 1          | 1          | 0          | 0         | 3          | 0         | 6           | 0         | 0        | .118        |     |
| Niemann,J        | R   | 12        | 8         | 4.39        | 30         | 29         | 1        | 0          | 1         | 0         | 174.1         | 159         | 86         | 85         | 25         | 7         | 61         | 6         | 131         | 4         | 0        | .242        |     |
| Price,D          | L   | 19        | 6         | 2.72        | 32         | 31         | 2        | 0          | 1         | 0         | 208.2         | 170         | 71         | 63         | 15         | 5         | 79         | 1         | 188         | 5         | 3        | .221        |     |
| Qualls,C         | R   | 2         | 0         | 5.57        | 27         | 0          | 0        | 1          | 0         | 0         | 21.0          | 24          | 15         | 13         | 2          | 1         | 6          | 0         | 15          | 1         | 0        | .293        |     |
| Shields,J        | R   | 13        | 15        | 5.18        | 34         | 33         | 0        | 0          | 0         | 0         | 203.1         | 246         | 128        | 117        | 34         | 5         | 61         | 2         | 187         | 13        | 2        | .294        |     |
| Sonnastine,A     | R   | 3         | 1         | 4.44        | 41         | 4          | 0        | 23         | 0         | 1         | 81.0          | 83          | 40         | 40         | 11         | 7         | 27         | 3         | 50          | 3         | 0        | .259        |     |
| Soriano,R        | R   | 3         | 2         | 1.73        | 64         | 0          | 0        | 56         | 0         | 45        | 62.1          | 36          | 14         | 12         | 4          | 1         | 14         | 2         | 57          | 0         | 0        | .163        |     |
| Thayer,D         | R   | 0         | 0         | 27.00       | 1          | 0          | 0        | 0          | 0         | 0         | 2.0           | 7           | 6          | 6          | 1          | 0         | 0          | 0         | 2           | 0         | 0        | .538        |     |
| Wheeler,D        | R   | 2         | 4         | 3.35        | 64         | 0          | 0        | 13         | 0         | 3         | 48.1          | 36          | 20         | 18         | 7          | 1         | 16         | 2         | 46          | 3         | 0        | .207        |     |
| <b>Tampa Bay</b> |     | <b>96</b> | <b>66</b> | <b>3.78</b> | <b>162</b> | <b>162</b> | <b>6</b> | <b>156</b> | <b>12</b> | <b>51</b> | <b>1453.2</b> | <b>1347</b> | <b>649</b> | <b>611</b> | <b>175</b> | <b>46</b> | <b>478</b> | <b>34</b> | <b>1189</b> | <b>60</b> | <b>9</b> | <b>.244</b> |     |
| <b>Opponents</b> |     | <b>66</b> | <b>96</b> | <b>4.62</b> | <b>162</b> | <b>162</b> | <b>8</b> | <b>154</b> | <b>9</b>  | <b>36</b> | <b>1438.2</b> | <b>1343</b> | <b>802</b> | <b>739</b> | <b>160</b> | <b>57</b> | <b>672</b> | <b>30</b> | <b>1292</b> | <b>66</b> | <b>7</b> | <b>.247</b> |     |

# TB 2009 SEASON REVIEW

**AFTER 10 LOSING SEASONS** as the Devil Rays, the Rays recorded their second consecutive winning season...with 84 wins, they became just the eighth team all-time to win 180 games over two seasons after losing 180 games the previous two seasons. ■ In 2009, the Rays played 247 percentage points better at home (52-29, .642) than on the road (32-49, .395), greatest home-road differential in the majors. ■ Rays set club records in home runs (199) and stolen bases (194)... only one other team in major league history surpassed 190 HR and 190 SB in the same season: the 1996 Colorado Rockies (221-HR, 201-SB)...Rays also set single-season club records with 803 runs, 532 extra-base hits and a .343 on-base pct. ■ The Rays stole 104 more bases than they allowed, the greatest advantage by a major league club since the 1996 Kansas City Royals (+126). ■ With All-Stars Evan Longoria, Carl Crawford, Ben Zobrist, Carlos Peña and Jason Bartlett, the Rays had a different player finish in the top 10 in the AL in each of the following categories: batting average (Bartlett), hits (Crawford), home runs (Peña, Longoria), RBI (Longoria) and slugging (Zobrist, Peña). ■ Rays used just seven different starting pitchers, fewest in the majors and fewest in club history.

## A.L. EAST STANDINGS

|                | W         | L         | PCT.        | GB          |
|----------------|-----------|-----------|-------------|-------------|
| NY Yankees     | 103       | 59        | .636        | -           |
| Boston         | 95        | 67        | .586        | 8.0         |
| <b>TB Rays</b> | <b>84</b> | <b>78</b> | <b>.519</b> | <b>19.0</b> |
| Toronto        | 75        | 87        | .463        | 28.0        |
| Baltimore      | 64        | 98        | .395        | 39.0        |

| PLAYER           | AVG         | G          | AB          | R          | H           | TB          | 2B         | 3B        | HR         | RBI        | SH        | SF        | HP        | BB         | IBB       | SO          | SB         | CS        | GI         |           | E           | SLG         | OBP |
|------------------|-------------|------------|-------------|------------|-------------|-------------|------------|-----------|------------|------------|-----------|-----------|-----------|------------|-----------|-------------|------------|-----------|------------|-----------|-------------|-------------|-----|
|                  |             |            |             |            |             |             |            |           |            |            |           |           |           |            |           |             |            |           | DP         | PA        |             |             |     |
| Aybar,W          | .253        | 105        | 296         | 38         | 75          | 123         | 12         | 0         | 12         | 41         | 1         | 3         | 2         | 34         | 2         | 54          | 1          | 0         | 4          | 8         | .416        | .331        |     |
| Bartlett,J       | .320        | 137        | 500         | 90         | 160         | 245         | 29         | 7         | 14         | 66         | 4         | 4         | 5         | 54         | 2         | 89          | 30         | 7         | 5          | 20        | .490        | .389        |     |
| Brignac,R        | .278        | 31         | 90          | 10         | 25          | 40          | 8          | 2         | 1          | 6          | 0         | 0         | 0         | 3          | 0         | 20          | 2          | 2         | 1          | 2         | .444        | .301        |     |
| Burrell,P        | .221        | 122        | 412         | 45         | 91          | 151         | 16         | 1         | 14         | 64         | 0         | 5         | 2         | 57         | 2         | 119         | 2          | 0         | 6          | 0         | .367        | .315        |     |
| Crawford,C       | .305        | 156        | 606         | 96         | 185         | 274         | 28         | 8         | 15         | 68         | 2         | 5         | 8         | 51         | 1         | 99          | 60         | 16        | 7          | 4         | .452        | .364        |     |
| Dillon,J         | .300        | 15         | 30          | 4          | 9           | 12          | 0          | 0         | 1          | 2          | 0         | 0         | 2         | 3          | 0         | 4           | 0          | 0         | 1          | 0         | .400        | .400        |     |
| Gross,G          | .227        | 115        | 282         | 31         | 64          | 100         | 16         | 1         | 6          | 36         | 1         | 1         | 0         | 42         | 1         | 79          | 6          | 3         | 2          | 3         | .355        | .326        |     |
| Hernandez,M      | .242        | 35         | 99          | 12         | 24          | 32          | 3          | 1         | 1          | 12         | 1         | 0         | 0         | 7          | 0         | 12          | 2          | 1         | 5          | 2         | .323        | .292        |     |
| Iwamura,A        | .290        | 69         | 231         | 28         | 67          | 90          | 16         | 2         | 1          | 22         | 1         | 3         | 1         | 24         | 0         | 44          | 9          | 1         | 1          | 6         | .390        | .355        |     |
| Joyce,M          | .188        | 11         | 32          | 3          | 6           | 16          | 1          | 0         | 3          | 7          | 0         | 1         | 1         | 3          | 0         | 7           | 1          | 0         | 0          | 0         | .500        | .270        |     |
| Kapler,G         | .239        | 99         | 205         | 26         | 49          | 90          | 15         | 1         | 8          | 32         | 1         | 3         | 0         | 29         | 1         | 39          | 5          | 2         | 9          | 2         | .439        | .329        |     |
| Longoria,E       | .281        | 157        | 584         | 100        | 164         | 307         | 44         | 0         | 33         | 113        | 0         | 7         | 8         | 72         | 11        | 140         | 9          | 0         | 27         | 13        | .526        | .364        |     |
| Navarro,D        | .218        | 115        | 376         | 38         | 82          | 121         | 15         | 0         | 8          | 32         | 8         | 3         | 5         | 18         | 1         | 51          | 5          | 2         | 14         | 5         | .322        | .261        |     |
| Peña,C           | .227        | 135        | 471         | 91         | 107         | 253         | 25         | 2         | 39         | 100        | 0         | 3         | 9         | 87         | 11        | 163         | 3          | 3         | 5          | 10        | .537        | .356        |     |
| Peréz,F          | .206        | 18         | 34          | 4          | 7           | 7           | 0          | 0         | 0          | 2          | 1         | 0         | 0         | 0          | 0         | 11          | 0          | 2         | 0          | 0         | .206        | .206        |     |
| Richard,C        | .105        | 13         | 19          | 1          | 2           | 2           | 0          | 0         | 0          | 0          | 0         | 0         | 0         | 4          | 0         | 7           | 0          | 0         | 0          | 1         | .105        | .261        |     |
| Riggans,S        | .143        | 7          | 14          | 2          | 2           | 5           | 0          | 0         | 1          | 1          | 0         | 0         | 0         | 0          | 0         | 3           | 0          | 0         | 1          | 1         | .357        | .143        |     |
| Upton,B          | .241        | 144        | 560         | 79         | 135         | 209         | 33         | 4         | 11         | 55         | 3         | 3         | 3         | 57         | 0         | 152         | 42         | 14        | 7          | 4         | .373        | .313        |     |
| Zaun,G           | .287        | 34         | 94          | 11         | 27          | 46          | 7          | 0         | 4          | 14         | 0         | 0         | 1         | 4          | 0         | 18          | 0          | 2         | 2          | 1         | .489        | .323        |     |
| Zobrist,B        | .297        | 152        | 501         | 91         | 149         | 272         | 28         | 7         | 27         | 91         | 1         | 4         | 2         | 91         | 4         | 104         | 17         | 6         | 7          | 7         | .543        | .405        |     |
| <b>Tampa Bay</b> | <b>.263</b> | <b>162</b> | <b>5462</b> | <b>803</b> | <b>1434</b> | <b>2400</b> | <b>297</b> | <b>36</b> | <b>199</b> | <b>765</b> | <b>25</b> | <b>45</b> | <b>49</b> | <b>642</b> | <b>36</b> | <b>1229</b> | <b>194</b> | <b>61</b> | <b>104</b> | <b>98</b> | <b>.439</b> | <b>.343</b> |     |
| <b>Opponents</b> | <b>.257</b> | <b>162</b> | <b>5523</b> | <b>754</b> | <b>1421</b> | <b>2305</b> | <b>287</b> | <b>24</b> | <b>183</b> | <b>723</b> | <b>25</b> | <b>36</b> | <b>46</b> | <b>515</b> | <b>22</b> | <b>1125</b> | <b>90</b>  | <b>28</b> | <b>114</b> | <b>93</b> | <b>.417</b> | <b>.324</b> |     |

| PITCHER          | R/L       | W         | L           | ERA        | G          | GS       | CG         | SHO      | SV        | IP            | H           | R          | ER         | HR         | HB        | BB         | IBB       | SO          | WP        | BK       | OPP         | AVG  |
|------------------|-----------|-----------|-------------|------------|------------|----------|------------|----------|-----------|---------------|-------------|------------|------------|------------|-----------|------------|-----------|-------------|-----------|----------|-------------|------|
|                  |           |           |             |            |            |          |            |          |           |               |             |            |            |            |           |            |           |             |           |          |             |      |
| Balfour,G        | R         | 5         | 4           | 4.81       | 73         | 0        | 0          | 15       | 0         | 4             | 67.1        | 59         | 38         | 36         | 6         | 2          | 33        | 0           | 69        | 1        | 0           | .235 |
| Bennett,J        | R         | 0         | 0           | 9.95       | 11         | 0        | 0          | 6        | 0         | 0             | 12.2        | 24         | 14         | 14         | 2         | 1          | 11        | 0           | 4         | 0        | 0           | .414 |
| Bradford,C       | R         | 1         | 0           | 4.35       | 20         | 0        | 0          | 1        | 0         | 0             | 10.1        | 22         | 5          | 5          | 1         | 0          | 2         | 1           | 6         | 0        | 0           | .431 |
| Choate,R         | L         | 1         | 0           | 3.47       | 61         | 0        | 0          | 13       | 0         | 5             | 36.1        | 28         | 15         | 14         | 4         | 0          | 11        | 3           | 28        | 0        | 0           | .214 |
| Cormier,L        | R         | 3         | 3           | 3.26       | 53         | 0        | 0          | 11       | 0         | 2             | 77.1        | 75         | 31         | 28         | 6         | 1          | 25        | 2           | 36        | 3        | 1           | .249 |
| Davis,W          | R         | 2         | 2           | 3.72       | 6          | 6        | 1          | 0        | 1         | 0             | 36.1        | 33         | 19         | 15         | 2         | 0          | 13        | 1           | 36        | 1        | 0           | .243 |
| Garza,M          | R         | 8         | 12          | 3.95       | 32         | 32       | 0          | 0        | 0         | 203.0         | 177         | 93         | 89         | 25         | 11        | 79         | 0         | 189         | 3         | 0        | .233        |      |
| Howell,J         | L         | 7         | 5           | 2.84       | 69         | 0        | 0          | 41       | 0         | 17            | 66.2        | 47         | 22         | 21         | 7         | 3          | 33        | 3           | 79        | 3        | 1           | .197 |
| Isringhausen,J   | R         | 0         | 1           | 2.25       | 9          | 0        | 0          | 4        | 0         | 0             | 8.0         | 6          | 2          | 2          | 0         | 2          | 5         | 0           | 6         | 1        | 0           | .200 |
| Kazmir,S         | L         | 8         | 7           | 5.92       | 20         | 20       | 0          | 0        | 0         | 0             | 111.0       | 121        | 77         | 73         | 15        | 5          | 50        | 0           | 91        | 10       | 0           | .273 |
| Nelson,J         | R         | 3         | 0           | 4.02       | 42         | 0        | 0          | 13       | 0         | 3             | 40.1        | 32         | 22         | 18         | 7         | 1          | 27        | 0           | 36        | 3        | 1           | .213 |
| Niemann,J        | R         | 13        | 6           | 3.94       | 31         | 30       | 2          | 1        | 2         | 0             | 180.2       | 185        | 84         | 79         | 17        | 9          | 59        | 1           | 125       | 6        | 0           | .266 |
| Percival,T       | R         | 0         | 1           | 6.35       | 14         | 0        | 0          | 10       | 0         | 6             | 11.1        | 14         | 8          | 8          | 3         | 1          | 5         | 0           | 7         | 2        | 0           | .304 |
| Price,D          | L         | 10        | 7           | 4.42       | 23         | 23       | 0          | 0        | 0         | 0             | 128.1       | 119        | 72         | 63         | 17        | 4          | 54        | 0           | 102       | 2        | 0           | .241 |
| Shields,J        | R         | 11        | 12          | 4.14       | 33         | 33       | 0          | 0        | 0         | 0             | 219.2       | 239        | 113        | 101        | 29        | 1          | 52        | 1           | 167       | 3        | 1           | .275 |
| Shouse,B         | L         | 1         | 1           | 4.50       | 45         | 0        | 0          | 9        | 0         | 0             | 28.0        | 31         | 15         | 14         | 5         | 2          | 7         | 3           | 17        | 1        | 1           | .277 |
| Sonnenstine,A    | R         | 6         | 9           | 6.77       | 22         | 18       | 0          | 2        | 0         | 0             | 99.2        | 131        | 85         | 75         | 19        | 2          | 34        | 3           | 60        | 3        | 0           | .311 |
| Springer,R       | R         | 1         | 3           | 4.11       | 26         | 0        | 0          | 9        | 0         | 1             | 15.1        | 16         | 7          | 7          | 4         | 1          | 3         | 1           | 11        | 0        | 0           | .276 |
| Thayer,D         | R         | 0         | 0           | 4.61       | 11         | 0        | 0          | 3        | 0         | 1             | 13.2        | 18         | 9          | 7          | 3         | 0          | 1         | 0           | 8         | 1        | 0           | .310 |
| Wheeler,D        | R         | 4         | 5           | 3.28       | 69         | 0        | 0          | 20       | 0         | 2             | 57.2        | 41         | 22         | 21         | 11        | 0          | 9         | 2           | 45        | 3        | 0           | .199 |
| <b>Tampa Bay</b> | <b>84</b> | <b>78</b> | <b>4.33</b> | <b>162</b> | <b>162</b> | <b>3</b> | <b>159</b> | <b>5</b> | <b>41</b> | <b>1427.1</b> | <b>1421</b> | <b>754</b> | <b>686</b> | <b>183</b> | <b>46</b> | <b>515</b> | <b>22</b> | <b>1125</b> | <b>46</b> | <b>5</b> | <b>.257</b> |      |
| <b>Opponents</b> | <b>78</b> | <b>84</b> | <b>4.71</b> | <b>162</b> | <b>162</b> | <b>3</b> | <b>159</b> | <b>7</b> | <b>40</b> | <b>1423.0</b> | <b>1434</b> | <b>803</b> | <b>745</b> | <b>199</b> | <b>49</b> | <b>642</b> | <b>36</b> | <b>1229</b> | <b>53</b> | <b>5</b> | <b>.263</b> |      |

ORGANIZATION COACHES & STAFF 40-MAN ROSTER NON-ROSTER INVITES RECORDS & HISTORY 2009 Season Review YEARLY SUMMARIES OPPONENTS MINOR LEAGUE OPERATIONS BROADCAST INFORMATION TROPICANA FIELD & MISC.



# 2008 SEASON REVIEW

**IN THEIR FIRST SEASON AS THE "RAYS,"** the club became just the second team in ML history (first AL team) to advance to the postseason after owning the worst record in the majors the year before ('91 Braves). ■ The 97 wins tied the Cubs for the 2nd most in the majors and were the most by a team that finished the previous season with the majors' worst record...the 97 victories were also most ever by a team following 10 consecutive losing seasons. ■ The Rays improved 31 games from 2007 to 2008, marking the third-greatest turnaround in AL history (1946 Red Sox, +33; and 1989 Orioles, +32.5). ■ The Rays became just the second team all-time to win 95-plus games after losing 95-plus games (1999 Arizona Diamondbacks). ■ The Rays became the first team other than Boston or New York to win the American League East since 1997 (Baltimore). ■ The Rays finished with the best home record in the majors at 57-24 (.704). ■ Rays lowered their ERA from a major-league-worst 5.53 in 2007 to 3.82, the fourth-greatest turnaround from one season to the next in modern major league history.

## A.L. EAST STANDINGS

|           | W         | L         | PCT.        | GB   |
|-----------|-----------|-----------|-------------|------|
| <b>TB</b> | <b>97</b> | <b>65</b> | <b>.599</b> | -    |
| BOS       | 95        | 67        | .586        | 2.0  |
| NYN       | 89        | 73        | .549        | 8.0  |
| TOR       | 86        | 76        | .531        | 11.0 |
| BAL       | 68        | 93        | .422        | 28.5 |

| PLAYER           | AVG         | G          | AB          | R          | H           | TB          | 2B         | 3B        | HR         | RBI        | SH        | SF        | HP        | BB         | IBB       | SO          | SB         | CS        | GI         |            |             |             |  |
|------------------|-------------|------------|-------------|------------|-------------|-------------|------------|-----------|------------|------------|-----------|-----------|-----------|------------|-----------|-------------|------------|-----------|------------|------------|-------------|-------------|--|
|                  |             |            |             |            |             |             |            |           |            |            |           |           |           |            |           |             |            |           | DP         | E          | SLG         | OBP         |  |
| Aybar,W          | .253        | 95         | 324         | 33         | 82          | 133         | 17         | 2         | 10         | 33         | 1         | 1         | 4         | 32         | 3         | 44          | 2          | 2         | 7          | 5          | .410        | .327        |  |
| Baldelli,R       | .263        | 28         | 80          | 12         | 21          | 38          | 5          | 0         | 4          | 13         | 0         | 0         | 3         | 7          | 0         | 25          | 0          | 0         | 1          | 1          | .475        | .344        |  |
| Bartlett,J       | .286        | 128        | 454         | 48         | 130         | 164         | 25         | 3         | 1          | 37         | 5         | 4         | 9         | 22         | 1         | 69          | 20         | 6         | 9          | 16         | .361        | .329        |  |
| Brignac,R        | .000        | 4          | 10          | 1          | 0           | 0           | 0          | 0         | 0          | 0          | 0         | 0         | 0         | 1          | 0         | 5           | 0          | 0         | 0          | 2          | .000        | .091        |  |
| Canizaro,A       | .000        | 1          | 1           | 0          | 0           | 0           | 0          | 0         | 0          | 0          | 0         | 0         | 0         | 0          | 0         | 0           | 0          | 0         | 0          | 0          | .000        | .000        |  |
| Crawford,C       | .273        | 109        | 443         | 69         | 121         | 177         | 12         | 10        | 8          | 57         | 0         | 5         | 2         | 30         | 1         | 60          | 25         | 7         | 10         | 4          | .400        | .319        |  |
| Difelice,M       | .300        | 7          | 20          | 1          | 6           | 7           | 1          | 0         | 0          | 4          | 0         | 0         | 1         | 1          | 0         | 1           | 0          | 0         | 0          | 0          | .350        | .364        |  |
| Floyd,C          | .268        | 80         | 246         | 32         | 66          | 112         | 13         | 0         | 11         | 39         | 0         | 5         | 5         | 28         | 2         | 58          | 1          | 0         | 4          | 0          | .455        | .349        |  |
| Gomes,J          | .182        | 77         | 154         | 23         | 28          | 59          | 5          | 1         | 8          | 21         | 0         | 1         | 7         | 15         | 1         | 46          | 8          | 1         | 1          | 1          | .383        | .282        |  |
| Gross,G          | .242        | 127        | 302         | 40         | 73          | 131         | 13         | 3         | 13         | 38         | 0         | 1         | 2         | 40         | 0         | 75          | 2          | 2         | 6          | 1          | .434        | .333        |  |
| Haynes,N         | .227        | 20         | 44          | 3          | 10          | 10          | 0          | 0         | 0          | 3          | 0         | 0         | 0         | 3          | 0         | 12          | 4          | 1         | 1          | 1          | .227        | .277        |  |
| Hernandez,M      | .200        | 5          | 15          | 2          | 3           | 3           | 0          | 0         | 0          | 0          | 0         | 0         | 0         | 0          | 0         | 3           | 0          | 0         | 0          | 1          | .200        | .200        |  |
| Hinske,E         | .247        | 133        | 381         | 59         | 94          | 177         | 21         | 1         | 20         | 60         | 0         | 1         | 3         | 47         | 4         | 88          | 10         | 3         | 13         | 3          | .465        | .333        |  |
| Iwamura,A        | .274        | 152        | 627         | 91         | 172         | 238         | 30         | 9         | 6          | 48         | 3         | 3         | 4         | 70         | 3         | 131         | 8          | 6         | 2          | 7          | .380        | .349        |  |
| Jaso,J           | .200        | 5          | 10          | 2          | 2           | 2           | 0          | 0         | 0          | 0          | 0         | 0         | 0         | 0          | 0         | 2           | 0          | 0         | 1          | 0          | .200        | .200        |  |
| Johnson,D        | .192        | 11         | 26          | 3          | 5           | 11          | 0          | 0         | 2          | 4          | 0         | 0         | 0         | 3          | 0         | 7           | 0          | 0         | 0          | 0          | .423        | .276        |  |
| Johnson,E        | .158        | 7          | 19          | 0          | 3           | 3           | 0          | 0         | 0          | 0          | 0         | 0         | 0         | 0          | 0         | 7           | 0          | 1         | 0          | 1          | .158        | .158        |  |
| Longoria,E       | .272        | 122        | 448         | 67         | 122         | 238         | 31         | 2         | 27         | 85         | 0         | 8         | 6         | 46         | 4         | 122         | 7          | 0         | 8          | 12         | .531        | .343        |  |
| Navarro,D        | .295        | 120        | 427         | 43         | 126         | 174         | 27         | 0         | 7          | 54         | 3         | 3         | 3         | 34         | 1         | 49          | 0          | 4         | 16         | 5          | .407        | .349        |  |
| Peña,C           | .247        | 139        | 490         | 76         | 121         | 242         | 24         | 2         | 31         | 102        | 0         | 9         | 12        | 96         | 7         | 166         | 1          | 1         | 6          | 2          | .494        | .377        |  |
| Perez,F          | .250        | 23         | 60          | 18         | 15          | 26          | 2          | 0         | 3          | 8          | 3         | 0         | 1         | 8          | 1         | 16          | 5          | 0         | 3          | 0          | .433        | .348        |  |
| Riggans,S        | .222        | 44         | 135         | 21         | 30          | 55          | 7          | 0         | 6          | 24         | 2         | 2         | 1         | 12         | 0         | 30          | 0          | 0         | 4          | 5          | .407        | .287        |  |
| Ruggiano,J       | .197        | 45         | 76          | 9          | 15          | 25          | 4          | 0         | 2          | 7          | 0         | 0         | 1         | 4          | 0         | 27          | 2          | 0         | 2          | 1          | .329        | .247        |  |
| Upton,B          | .273        | 145        | 531         | 85         | 145         | 213         | 37         | 2         | 9          | 67         | 3         | 7         | 2         | 97         | 4         | 134         | 44         | 16        | 13         | 7          | .401        | .383        |  |
| Zobrist,B        | .253        | 62         | 198         | 32         | 50          | 100         | 10         | 2         | 12         | 30         | 0         | 2         | 2         | 25         | 1         | 37          | 3          | 0         | 4          | 7          | .505        | .339        |  |
| <b>Tampa Bay</b> | <b>.260</b> | <b>162</b> | <b>5541</b> | <b>774</b> | <b>1443</b> | <b>2341</b> | <b>284</b> | <b>37</b> | <b>180</b> | <b>735</b> | <b>23</b> | <b>52</b> | <b>68</b> | <b>626</b> | <b>33</b> | <b>1224</b> | <b>142</b> | <b>50</b> | <b>111</b> | <b>90</b>  | <b>.422</b> | <b>.340</b> |  |
| <b>Opponents</b> | <b>.246</b> | <b>162</b> | <b>5494</b> | <b>671</b> | <b>1349</b> | <b>2200</b> | <b>289</b> | <b>32</b> | <b>166</b> | <b>647</b> | <b>34</b> | <b>45</b> | <b>46</b> | <b>526</b> | <b>29</b> | <b>1143</b> | <b>76</b>  | <b>31</b> | <b>132</b> | <b>107</b> | <b>.400</b> | <b>.314</b> |  |

| PITCHER          | R/L       | W         | L           | ERA        | G          | GS       | CG         | GF        | SHO       | SV            | IP          | H          | R          | ER         | HR        | HB         | BB        | IBB         | SO        | WP       | BK          | OPP  | AVG |
|------------------|-----------|-----------|-------------|------------|------------|----------|------------|-----------|-----------|---------------|-------------|------------|------------|------------|-----------|------------|-----------|-------------|-----------|----------|-------------|------|-----|
|                  |           |           |             |            |            |          |            |           |           |               |             |            |            |            |           |            |           |             |           |          |             |      |     |
| Birkins,K        | L         | 0         | 0           | 0.90       | 6          | 0        | 0          | 2         | 0         | 0             | 10.0        | 5          | 1          | 1          | 0         | 0          | 5         | 0           | 7         | 0        | 0           | .161 |     |
| Bradford,C       | R         | 4         | 3           | 2.12       | 68         | 0        | 0          | 9         | 0         | 0             | 59.1        | 59         | 20         | 14         | 3         | 2          | 15        | 6           | 17        | 0        | 0           | .273 |     |
| Dohmann,S        | R         | 2         | 0           | 6.14       | 12         | 0        | 0          | 6         | 0         | 0             | 14.2        | 18         | 10         | 2          | 0         | 0          | 7         | 1           | 12        | 0        | 0           | .310 |     |
| Garza,M          | R         | 11        | 9           | 3.70       | 30         | 30       | 3          | 0         | 2         | 0             | 184.2       | 170        | 83         | 76         | 19        | 6          | 59        | 2           | 128       | 3        | 2           | .245 |     |
| Glover,G         | R         | 2         | 3           | 5.30       | 46         | 0        | 0          | 15        | 0         | 0             | 52.2        | 62         | 32         | 31         | 6         | 2          | 22        | 6           | 35        | 4        | 0           | .290 |     |
| Hammel,J         | R         | 4         | 4           | 4.60       | 40         | 5        | 0          | 21        | 0         | 2             | 78.1        | 83         | 45         | 40         | 11        | 2          | 35        | 4           | 44        | 7        | 0           | .272 |     |
| Howell,J         | L         | 6         | 1           | 2.22       | 64         | 0        | 0          | 9         | 0         | 3             | 89.1        | 62         | 29         | 22         | 6         | 4          | 39        | 1           | 92        | 5        | 0           | .194 |     |
| Jackson,E        | R         | 14        | 11          | 4.42       | 32         | 31       | 0          | 0         | 0         | 0             | 183.1       | 199        | 91         | 90         | 23        | 2          | 77        | 1           | 108       | 7        | 1           | .281 |     |
| Kazmir,S         | L         | 12        | 8           | 3.49       | 27         | 27       | 0          | 0         | 0         | 0             | 152.1       | 123        | 61         | 59         | 23        | 4          | 70        | 2           | 166       | 5        | 0           | .220 |     |
| Miller,T         | L         | 2         | 0           | 4.15       | 68         | 0        | 0          | 16        | 0         | 2             | 43.1        | 39         | 21         | 20         | 2         | 4          | 20        | 1           | 44        | 1        | 0           | .242 |     |
| Niemann,J        | R         | 2         | 2           | 5.06       | 5          | 2        | 0          | 2         | 0         | 0             | 16.0        | 18         | 12         | 9          | 3         | 1          | 8         | 0           | 14        | 0        | 0           | .277 |     |
| Percival,T       | R         | 2         | 1           | 4.53       | 50         | 0        | 0          | 38        | 0         | 28            | 45.2        | 29         | 26         | 23         | 9         | 1          | 27        | 0           | 38        | 2        | 0           | .178 |     |
| Price,D          | L         | 0         | 0           | 1.93       | 5          | 1        | 0          | 0         | 0         | 0             | 14.0        | 9          | 4          | 3          | 1         | 1          | 4         | 0           | 12        | 0        | 0           | .176 |     |
| Reyes,A          | R         | 2         | 2           | 4.37       | 26         | 0        | 0          | 6         | 0         | 0             | 22.2        | 21         | 12         | 11         | 2         | 1          | 10        | 2           | 19        | 1        | 0           | .253 |     |
| Ryu,J            | R         | 0         | 0           | 0.00       | 1          | 0        | 0          | 1         | 0         | 0             | 1.1         | 0          | 0          | 0          | 0         | 0          | 1         | 0           | 1         | 0        | 0           | .000 |     |
| Salas,J          | R         | 0         | 0           | 7.11       | 5          | 0        | 0          | 2         | 0         | 0             | 6.1         | 5          | 5          | 5          | 0         | 0          | 4         | 0           | 8         | 1        | 0           | .217 |     |
| Shields,J        | R         | 14        | 8           | 3.56       | 33         | 33       | 3          | 0         | 2         | 0             | 215.0       | 208        | 94         | 85         | 24        | 12         | 40        | 0           | 160       | 6        | 0           | .254 |     |
| Sonnansstine,A   | R         | 13        | 9           | 4.38       | 32         | 32       | 1          | 0         | 1         | 0             | 193.1       | 212        | 105        | 94         | 21        | 5          | 37        | 2           | 124       | 6        | 0           | .277 |     |
| Talbot,M         | R         | 0         | 0           | 11.17      | 3          | 1        | 0          | 0         | 0         | 0             | 9.2         | 16         | 12         | 3          | 1         | 11         | 0         | 5           | 1         | 0        | 0           | .381 |     |
| Wheeler,D        | R         | 5         | 6           | 3.12       | 70         | 0        | 0          | 26        | 0         | 13            | 66.1        | 44         | 25         | 23         | 10        | 0          | 22        | 4           | 53        | 1        | 0           | .183 |     |
| <b>Tampa Bay</b> | <b>97</b> | <b>65</b> | <b>3.82</b> | <b>162</b> | <b>162</b> | <b>7</b> | <b>155</b> | <b>12</b> | <b>52</b> | <b>1457.2</b> | <b>1349</b> | <b>671</b> | <b>618</b> | <b>166</b> | <b>46</b> | <b>526</b> | <b>29</b> | <b>1143</b> | <b>52</b> | <b>3</b> | <b>.246</b> |      |     |
| <b>Opponents</b> | <b>65</b> | <b>97</b> | <b>4.43</b> | <b>162</b> | <b>162</b> | <b>4</b> | <b>158</b> | <b>7</b>  | <b>31</b> | <b>1441.0</b> | <b>1443</b> | <b>774</b> | <b>710</b> | <b>180</b> | <b>68</b> | <b>626</b> | <b>33</b> | <b>1224</b> | <b>45</b> | <b>2</b> | <b>.260</b> |      |     |



# TB 2007 SEASON REVIEW

**THE RAYS 66 WINS** were five more than in 2006...Rays played .500 ball (20-20) starting August 18. ■ At the time, the Rays set club records with 782 runs scored and a .433 slugging percentage and tied a club record with six grand slams... the Rays were the only team to finish in the top three in the AL in homers (187, 3rd) and steals (131, 3rd). ■ The Rays began the season as the majors' youngest team and remained the AL's youngest team throughout 2007. ■ Led by AL strikeout champion Scott Kazmir, Rays pitchers topped the American League with 1,194 strikeouts, the sixth-highest total in AL history...in doing so, the Rays became the first team to lead the AL in strikeouts and post the league's highest ERA with a 5.53 mark. ■ Rays batters fanned 1,324 times, setting an American League record. ■ The Rays bullpen posted a 6.16 ERA, becoming the first bullpen in the last 50 years to record an ERA in excess of 6.00.

## A.L. EAST STANDINGS

|           | W         | L         | PCT.        | GB          |
|-----------|-----------|-----------|-------------|-------------|
| BOS       | 96        | 66        | .593        | -           |
| NYG       | 94        | 68        | .580        | 2.0         |
| TOR       | 83        | 79        | .512        | 13.0        |
| BAL       | 69        | 93        | .426        | 27.0        |
| <b>TB</b> | <b>66</b> | <b>96</b> | <b>.407</b> | <b>30.0</b> |

| PLAYER           | AVG         | G          | AB          | R          | H           | TB          | 2B         | 3B        | HR         | RBI        | SH        | SF        | HP        | BB         | IBB       | SO          | SB         | CS        | GI         |            |             | E           | SLG | OBP |
|------------------|-------------|------------|-------------|------------|-------------|-------------|------------|-----------|------------|------------|-----------|-----------|-----------|------------|-----------|-------------|------------|-----------|------------|------------|-------------|-------------|-----|-----|
|                  |             |            |             |            |             |             |            |           |            |            |           |           |           |            |           |             |            |           | DP         | DP         | DP          |             |     |     |
| Baldelli,R       | .204        | 35         | 137         | 16         | 28          | 49          | 6          | 0         | 5          | 12         | 1         | 0         | 3         | 9          | 1         | 35          | 4          | 1         | 1          | 0          | .358        | .268        |     |     |
| Casanova,R       | .253        | 29         | 79          | 12         | 20          | 41          | 1          | 1         | 6          | 11         | 0         | 2         | 1         | 7          | 1         | 17          | 0          | 0         | 3          | 3          | .519        | .315        |     |     |
| Cantu,J          | .207        | 25         | 58          | 4          | 12          | 13          | 1          | 0         | 0          | 4          | 0         | 1         | 1         | 5          | 0         | 16          | 0          | 0         | 3          | 0          | .224        | .277        |     |     |
| Crawford,C       | .315        | 143        | 584         | 93         | 184         | 272         | 37         | 9         | 11         | 80         | 1         | 2         | 5         | 32         | 5         | 112         | 50         | 10        | 11         | 4          | .466        | .355        |     |     |
| Dukes,E          | .190        | 52         | 184         | 27         | 35          | 72          | 3          | 2         | 10         | 21         | 0         | 1         | 2         | 33         | 0         | 44          | 2          | 4         | 6          | 0          | .391        | .318        |     |     |
| Gomes,J          | .244        | 107        | 348         | 48         | 85          | 160         | 20         | 2         | 17         | 49         | 0         | 4         | 7         | 35         | 1         | 126         | 12         | 4         | 1          | 0          | .460        | .322        |     |     |
| Guzman,J         | .243        | 16         | 37          | 5          | 9           | 14          | 1          | 2         | 0          | 4          | 0         | 0         | 0         | 2          | 0         | 10          | 0          | 0         | 1          | 1          | .378        | .282        |     |     |
| Harris,B         | .286        | 137        | 521         | 72         | 149         | 226         | 35         | 3         | 12         | 59         | 8         | 1         | 4         | 42         | 1         | 96          | 4          | 1         | 19         | 13         | .434        | .343        |     |     |
| Iwamura,A        | .285        | 123        | 491         | 82         | 140         | 202         | 21         | 10        | 7          | 34         | 4         | 5         | 1         | 58         | 0         | 114         | 12         | 8         | 2          | 7          | .411        | .359        |     |     |
| Mohr,D           | .125        | 7          | 16          | 1          | 2           | 5           | 0          | 0         | 1          | 2          | 0         | 0         | 0         | 0          | 0         | 6           | 0          | 1         | 0          | 0          | .313        | .125        |     |     |
| Navarro,D        | .227        | 119        | 388         | 46         | 88          | 138         | 19         | 2         | 9          | 44         | 7         | 5         | 1         | 33         | 3         | 67          | 3          | 1         | 11         | 14         | .356        | .286        |     |     |
| Norton,G         | .243        | 75         | 202         | 25         | 49          | 70          | 9          | 0         | 4          | 23         | 0         | 1         | 0         | 37         | 3         | 55          | 1          | 1         | 1          | 0          | .347        | .358        |     |     |
| Paul,J           | .190        | 35         | 105         | 8          | 20          | 26          | 3          | 0         | 1          | 9          | 4         | 0         | 0         | 6          | 0         | 30          | 1          | 0         | 1          | 2          | .248        | .234        |     |     |
| Peña,C           | .282        | 148        | 490         | 99         | 138         | 307         | 29         | 1         | 46         | 121        | 1         | 8         | 10        | 103        | 10        | 142         | 1          | 0         | 7          | 8          | .627        | .411        |     |     |
| Riggans,S        | .100        | 3          | 10          | 1          | 1           | 1           | 0          | 0         | 0          | 2          | 0         | 0         | 0         | 0          | 0         | 1           | 0          | 0         | 1          | 2          | .100        | .100        |     |     |
| Ruggiano,J       | .214        | 7          | 14          | 2          | 3           | 3           | 0          | 0         | 0          | 3          | 0         | 0         | 0         | 1          | 0         | 5           | 0          | 0         | 0          | 0          | .214        | .267        |     |     |
| Upton,B          | .300        | 129        | 474         | 86         | 142         | 241         | 25         | 1         | 24         | 82         | 1         | 4         | 4         | 65         | 4         | 154         | 22         | 8         | 14         | 14         | .508        | .386        |     |     |
| Velandia,J       | .320        | 14         | 50          | 7          | 16          | 26          | 4          | 0         | 2          | 11         | 1         | 0         | 1         | 8          | 0         | 17          | 0          | 0         | 0          | 0          | .520        | .424        |     |     |
| Wigginton,T      | .275        | 98         | 378         | 47         | 104         | 173         | 21         | 0         | 16         | 49         | 0         | 6         | 5         | 28         | 0         | 73          | 1          | 4         | 8          | 8          | .458        | .329        |     |     |
| Wilson,J         | .251        | 90         | 263         | 25         | 66          | 93          | 15         | 3         | 2          | 24         | 3         | 3         | 4         | 12         | 0         | 51          | 6          | 2         | 5          | 17         | .354        | .291        |     |     |
| Young,D          | .288        | 162        | 645         | 65         | 186         | 263         | 38         | 0         | 13         | 93         | 0         | 7         | 3         | 26         | 2         | 127         | 10         | 3         | 23         | 7          | .408        | .316        |     |     |
| Zobrist,B        | .155        | 31         | 97          | 8          | 15          | 20          | 2          | 0         | 1          | 9          | 2         | 2         | 1         | 3          | 0         | 21          | 2          | 0         | 1          | 6          | .206        | .184        |     |     |
| <b>Tampa Bay</b> | <b>.268</b> | <b>162</b> | <b>5593</b> | <b>782</b> | <b>1500</b> | <b>2424</b> | <b>291</b> | <b>36</b> | <b>187</b> | <b>750</b> | <b>34</b> | <b>52</b> | <b>53</b> | <b>545</b> | <b>31</b> | <b>1324</b> | <b>131</b> | <b>48</b> | <b>119</b> | <b>117</b> | <b>.433</b> | <b>.336</b> |     |     |
| <b>Opponents</b> | <b>.290</b> | <b>162</b> | <b>5684</b> | <b>944</b> | <b>1649</b> | <b>2656</b> | <b>334</b> | <b>38</b> | <b>199</b> | <b>903</b> | <b>41</b> | <b>47</b> | <b>63</b> | <b>568</b> | <b>31</b> | <b>1194</b> | <b>96</b>  | <b>44</b> | <b>128</b> | <b>102</b> | <b>.467</b> | <b>.358</b> |     |     |

| PITCHER          | R/L | W         | L         | ERA         | G          | GS         | CG       | GF         | SHO      | SV        | IP            | H           | R          | ER         | HR         | HR        | HB         | BB        | IBB         | SO        | WP       | BK          | OPP  | AVG |
|------------------|-----|-----------|-----------|-------------|------------|------------|----------|------------|----------|-----------|---------------|-------------|------------|------------|------------|-----------|------------|-----------|-------------|-----------|----------|-------------|------|-----|
|                  |     |           |           |             |            |            |          |            |          |           |               |             |            |            |            |           |            |           |             |           |          |             |      |     |
| Balfour,G        | R   | 1         | 0         | 6.14        | 22         | 0          | 0        | 6          | 0        | 0         | 22.0          | 26          | 15         | 15         | 1          | 0         | 16         | 0         | 27          | 0         | 0        |             | .313 |     |
| Camp,S           | R   | 0         | 3         | 7.20        | 50         | 0          | 0        | 8          | 0        | 0         | 40.0          | 63          | 33         | 32         | 7          | 3         | 18         | 6         | 36          | 2         | 0        |             | .368 |     |
| Corcoran,T       | R   | 0         | 0         | 6.75        | 9          | 0          | 0        | 3          | 0        | 0         | 17.1          | 17          | 14         | 13         | 2          | 1         | 12         | 3         | 6           | 1         | 0        |             | .258 |     |
| Dohmann,S        | R   | 3         | 0         | 3.31        | 31         | 0          | 0        | 8          | 0        | 0         | 32.2          | 29          | 13         | 12         | 3          | 0         | 18         | 1         | 26          | 0         | 0        |             | .257 |     |
| Fossum,C         | L   | 5         | 8         | 7.70        | 40         | 10         | 0        | 0          | 7        | 0         | 76.0          | 109         | 71         | 65         | 15         | 6         | 27         | 1         | 53          | 3         | 0        |             | .339 |     |
| Glover,G         | R   | 6         | 5         | 4.89        | 67         | 0          | 0        | 18         | 0        | 2         | 77.1          | 87          | 44         | 42         | 12         | 1         | 27         | 3         | 51          | 2         | 0        |             | .288 |     |
| Hammel,J         | R   | 3         | 5         | 6.14        | 24         | 14         | 0        | 2          | 0        | 0         | 85.0          | 100         | 58         | 58         | 12         | 2         | 40         | 1         | 64          | 3         | 0        |             | .294 |     |
| Howell,J         | L   | 1         | 6         | 7.59        | 10         | 10         | 0        | 0          | 0        | 0         | 51.0          | 69          | 45         | 43         | 8          | 3         | 21         | 0         | 49          | 3         | 0        |             | .318 |     |
| Jackson,E        | R   | 5         | 15        | 5.76        | 32         | 31         | 1        | 0          | 1        | 0         | 161.0         | 195         | 116        | 103        | 19         | 4         | 88         | 3         | 128         | 7         | 1        |             | .299 |     |
| Kazmir,S         | L   | 13        | 9         | 3.48        | 34         | 34         | 0        | 0          | 0        | 0         | 206.2         | 196         | 91         | 80         | 18         | 7         | 89         | 1         | 239         | 10        | 0        |             | .251 |     |
| Lugo,R           | R   | 2         | 0         | 9.28        | 11         | 0          | 0        | 4          | 0        | 0         | 10.2          | 17          | 11         | 11         | 2          | 0         | 13         | 2         | 8           | 1         | 0        |             | .362 |     |
| Orvella,C        | R   | 0         | 2         | 14.63       | 10         | 0          | 0        | 0          | 0        | 0         | 8.0           | 18          | 16         | 13         | 3          | 1         | 10         | 1         | 6           | 0         | 1        |             | .400 |     |
| Reyes,A          | R   | 2         | 4         | 4.90        | 61         | 0          | 0        | 52         | 0        | 26        | 60.2          | 49          | 35         | 33         | 13         | 2         | 21         | 1         | 70          | 1         | 0        |             | .215 |     |
| Ridgway,J        | L   | 0         | 0         | 189.00      | 3          | 0          | 0        | 0          | 0        | 0         | 0.1           | 7           | 7          | 7          | 1          | 1         | 1          | 0         | 0           | 0         | 0        |             | .875 |     |
| Ryu,J            | R   | 1         | 2         | 7.33        | 17         | 0          | 0        | 0          | 7        | 0         | 23.1          | 31          | 19         | 19         | 2          | 4         | 11         | 0         | 14          | 2         | 0        |             | .326 |     |
| Salas,J          | R   | 1         | 1         | 3.72        | 34         | 0          | 0        | 10         | 0        | 0         | 36.1          | 36          | 19         | 15         | 7          | 5         | 17         | 0         | 26          | 3         | 0        |             | .248 |     |
| Seo,J            | R   | 3         | 4         | 8.13        | 11         | 10         | 0        | 0          | 1        | 0         | 52.0          | 84          | 53         | 47         | 11         | 4         | 16         | 1         | 28          | 1         | 0        |             | .372 |     |
| Shields,J        | R   | 12        | 8         | 3.85        | 31         | 31         | 1        | 0          | 0        | 0         | 215.0         | 202         | 98         | 92         | 28         | 10        | 36         | 0         | 184         | 9         | 0        |             | .247 |     |
| Sonnanstine,A    | R   | 6         | 10        | 5.85        | 22         | 22         | 0        | 0          | 0        | 0         | 130.2         | 151         | 87         | 85         | 18         | 5         | 26         | 2         | 97          | 2         | 0        |             | .293 |     |
| Stokes,B         | R   | 2         | 7         | 7.07        | 59         | 0          | 0        | 22         | 0        | 0         | 62.1          | 90          | 49         | 49         | 11         | 3         | 25         | 1         | 35          | 1         | 0        |             | .344 |     |
| Switzer,J        | L   | 0         | 2         | 8.05        | 21         | 0          | 0        | 2          | 0        | 0         | 19.0          | 27          | 17         | 17         | 2          | 0         | 7          | 1         | 13          | 1         | 0        |             | .338 |     |
| Wheeler,D        | R   | 0         | 5         | 5.76        | 25         | 0          | 0        | 4          | 0        | 0         | 25.0          | 28          | 20         | 16         | 3          | 1         | 10         | 2         | 26          | 1         | 0        |             | .277 |     |
| Wilson,P         | R   | 0         | 0         | 0.00        | 1          | 0          | 0        | 1          | 0        | 0         | 1.0           | 1           | 0          | 0          | 0          | 0         | 1          | 0         | 0           | 0         | 0        |             | .250 |     |
| Witasick,J       | R   | 0         | 0         | 6.61        | 20         | 0          | 0        | 5          | 0        | 0         | 16.1          | 17          | 13         | 12         | 1          | 0         | 18         | 1         | 8           | 2         | 0        |             | .279 |     |
| <b>Tampa Bay</b> |     | <b>66</b> | <b>96</b> | <b>5.53</b> | <b>162</b> | <b>162</b> | <b>0</b> | <b>162</b> | <b>2</b> | <b>28</b> | <b>1429.2</b> | <b>1649</b> | <b>944</b> | <b>879</b> | <b>199</b> | <b>63</b> | <b>568</b> | <b>31</b> | <b>1194</b> | <b>55</b> | <b>2</b> | <b>.290</b> |      |     |
| <b>Opponents</b> |     | <b>96</b> | <b>66</b> | <b>4.50</b> | <b>162</b> | <b>162</b> | <b>0</b> | <b>162</b> | <b>7</b> | <b>39</b> | <b>1444.0</b> | <b>1500</b> | <b>782</b> | <b>722</b> | <b>187</b> | <b>53</b> | <b>545</b> | <b>31</b> | <b>1324</b> | <b>57</b> | <b>5</b> | <b>.268</b> |      |     |

ORGANIZATION  
COACHES & STAFF  
40-MAN ROSTER  
NON-ROSTER INVITES  
NON-ROSTER INVITES  
RECORDS & HISTORY  
2007 Season Review  
YEARLY SUMMARIES  
OPPONENTS  
MINOR LEAGUE OPERATIONS  
BROADCAST INFORMATION  
TROPICANA FIELD & MISC.

# TB 2006 SEASON REVIEW

**THE RAYS BECAME THE FIRST TEAM** in major league history to lose 100 or more games and have a winning record at home...Rays finished their home season at 41-40 (.506), at the time their most wins ever at Tropicana Field and their second-ever winning season at home. ■ Beginning July 1, went 3-33 (.086) away from Tropicana Field, the worst road record after July 1 in modern major league history...the difference of 259 percentage points between their home and road records was the second-greatest disparity in the majors in 2006 behind Milwaukee (.260) and the greatest by an AL team since 1987. ■ Drew over 230,000 more fans in 2006 than in 2005 (1,372,193 to 1,141,669) — an increase of 20 percent, third-highest increase behind the Tigers (28.2 percent) and White Sox (26.2 percent). ■ Set a then-club record with 190 home runs...became just the 9th team all-time with 10 different players with 10-plus home runs.

## A.L. EAST STANDINGS

|                  | W         | L          | PCT.        | GB          |
|------------------|-----------|------------|-------------|-------------|
| NY Yankees       | 97        | 65         | .599        | -           |
| Toronto          | 87        | 75         | .537        | 10.0        |
| Boston           | 86        | 76         | .531        | 11.0        |
| Baltimore        | 70        | 92         | .432        | 27.0        |
| <b>Tampa Bay</b> | <b>61</b> | <b>101</b> | <b>.377</b> | <b>36.0</b> |

| PLAYER           | AVG         | G          | AB          | R          | H           | TB          | 2B         | 3B        | HR         | RBI        | SH        | SF        | HP        | BB         | IBB       | GI          |            |           |            |            |             |             |  |  |  |
|------------------|-------------|------------|-------------|------------|-------------|-------------|------------|-----------|------------|------------|-----------|-----------|-----------|------------|-----------|-------------|------------|-----------|------------|------------|-------------|-------------|--|--|--|
|                  |             |            |             |            |             |             |            |           |            |            |           |           |           |            |           | SO          | SB         | CS        | DP         | E          | SLG         | OBP         |  |  |  |
| Baldelli,R       | .302        | 92         | 364         | 59         | 110         | 194         | 24         | 6         | 16         | 57         | 0         | 2         | 7         | 14         | 1         | 70          | 10         | 1         | 2          | 5          | .533        | .339        |  |  |  |
| Brayan,R         | .201        | 64         | 169         | 23         | 34          | 80          | 10         | 0         | 12         | 27         | 1         | 2         | 2         | 19         | 0         | 62          | 2          | 0         | 1          | 6          | .473        | .286        |  |  |  |
| Burroughs,S      | .190        | 8          | 21          | 3          | 4           | 5           | 1          | 0         | 0          | 1          | 0         | 0         | 0         | 4          | 0         | 7           | 1          | 0         | 1          | 1          | .238        | .320        |  |  |  |
| Cantu,J          | .249        | 107        | 413         | 40         | 103         | 167         | 18         | 2         | 14         | 62         | 0         | 6         | 3         | 26         | 2         | 91          | 1          | 1         | 16         | 13         | .404        | .295        |  |  |  |
| Crawford,C       | .305        | 151        | 600         | 89         | 183         | 289         | 20         | 16        | 18         | 77         | 9         | 2         | 4         | 37         | 3         | 85          | 58         | 9         | 8          | 3          | .482        | .348        |  |  |  |
| Garthright,J     | .238        | 134        | 383         | 59         | 91          | 112         | 12         | 3         | 1          | 41         | 9         | 4         | 7         | 42         | 0         | 75          | 22         | 9         | 3          | 3          | .292        | .321        |  |  |  |
| Gomes,J          | .216        | 117        | 385         | 53         | 83          | 166         | 21         | 1         | 20         | 59         | 0         | 9         | 6         | 61         | 2         | 116         | 1          | 5         | 10         | 0          | .431        | .325        |  |  |  |
| Green,N          | .184        | 63         | 114         | 12         | 21          | 32          | 5          | 0         | 2          | 4          | 1         | 0         | 1         | 11         | 0         | 40          | 1          | 4         | 2          | 5          | .281        | .262        |  |  |  |
| Hall,T           | .231        | 64         | 221         | 15         | 51          | 88          | 13         | 0         | 8          | 23         | 0         | 3         | 2         | 8          | 2         | 17          | 0          | 2         | 8          | 3          | .398        | .261        |  |  |  |
| Hollins,D        | .228        | 121        | 333         | 37         | 76          | 141         | 20         | 0         | 15         | 33         | 2         | 1         | 0         | 19         | 1         | 64          | 3          | 3         | 4          | 4          | .423        | .269        |  |  |  |
| Huff,A           | .283        | 63         | 230         | 26         | 65          | 106         | 15         | 1         | 8          | 28         | 0         | 2         | 0         | 24         | 3         | 25          | 0          | 0         | 4          | 3          | .461        | .348        |  |  |  |
| Lee,T            | .224        | 114        | 343         | 35         | 77          | 125         | 11         | 2         | 11         | 31         | 1         | 2         | 42        | 1          | 73        | 5           | 2          | 8         | 2          | 3          | .364        | .312        |  |  |  |
| Lugo,J           | .308        | 73         | 289         | 53         | 89          | 144         | 17         | 1         | 12         | 27         | 3         | 0         | 3         | 27         | 0         | 47          | 18         | 4         | 7          | 14         | .498        | .373        |  |  |  |
| Navarro,D        | .244        | 56         | 193         | 23         | 47          | 66          | 7          | 0         | 4          | 20         | 1         | 1         | 1         | 20         | 2         | 33          | 1          | 1         | 6          | 7          | .342        | .316        |  |  |  |
| Norton,G         | .296        | 98         | 294         | 47         | 87          | 153         | 15         | 0         | 17         | 45         | 1         | 2         | 3         | 35         | 2         | 69          | 1          | 5         | 2          | 3          | .520        | .374        |  |  |  |
| Ordaz,L          | .000        | 1          | 2           | 0          | 0           | 0           | 0          | 0         | 0          | 0          | 0         | 0         | 0         | 0          | 0         | 0           | 0          | 0         | 0          | 0          | .000        | .000        |  |  |  |
| Paul,J           | .260        | 58         | 146         | 15         | 38          | 50          | 9          | 0         | 1          | 8          | 3         | 1         | 1         | 14         | 0         | 39          | 1          | 2         | 2          | 0          | .342        | .327        |  |  |  |
| Perez,T          | .212        | 99         | 241         | 31         | 51          | 69          | 12         | 0         | 2          | 16         | 4         | 4         | 0         | 5          | 0         | 44          | 1          | 0         | 3          | 8          | .286        | .224        |  |  |  |
| Riggins,S        | .172        | 10         | 29          | 3          | 5           | 6           | 1          | 0         | 0          | 1          | 0         | 0         | 0         | 4          | 0         | 7           | 0          | 0         | 1          | 0          | .207        | .273        |  |  |  |
| Upton,B          | .246        | 50         | 175         | 20         | 43          | 51          | 5          | 0         | 1          | 10         | 0         | 0         | 1         | 13         | 0         | 40          | 11         | 3         | 1          | 13         | .291        | .302        |  |  |  |
| Wigginton,T      | .275        | 122        | 444         | 55         | 122         | 221         | 25         | 1         | 24         | 79         | 1         | 3         | 6         | 32         | 3         | 97          | 4          | 3         | 11         | 8          | .498        | .330        |  |  |  |
| Witt,K           | .148        | 19         | 61          | 5          | 9           | 17          | 2          | 0         | 2          | 5          | 0         | 0         | 0         | 0          | 0         | 21          | 0          | 0         | 1          | 2          | .279        | .148        |  |  |  |
| Young,D          | .317        | 30         | 126         | 16         | 40          | 60          | 9          | 1         | 3          | 10         | 1         | 3         | 1         | 3          | 1         | 24          | 2          | 2         | 0          | 1          | .476        | .336        |  |  |  |
| Zobrist,B        | .224        | 52         | 183         | 10         | 41          | 57          | 6          | 2         | 2          | 18         | 2         | 3         | 0         | 10         | 1         | 26          | 2          | 3         | 2          | 9          | .311        | .260        |  |  |  |
| <b>Tampa Bay</b> | <b>.255</b> | <b>162</b> | <b>5474</b> | <b>689</b> | <b>1395</b> | <b>2298</b> | <b>267</b> | <b>33</b> | <b>190</b> | <b>650</b> | <b>35</b> | <b>43</b> | <b>47</b> | <b>441</b> | <b>23</b> | <b>1106</b> | <b>134</b> | <b>52</b> | <b>101</b> | <b>116</b> | <b>.420</b> | <b>.314</b> |  |  |  |
| <b>Opponents</b> | <b>.286</b> | <b>162</b> | <b>5597</b> | <b>856</b> | <b>1600</b> | <b>2528</b> | <b>334</b> | <b>27</b> | <b>180</b> | <b>828</b> | <b>34</b> | <b>73</b> | <b>63</b> | <b>606</b> | <b>39</b> | <b>979</b>  | <b>108</b> | <b>46</b> | <b>128</b> | <b>83</b>  | <b>.452</b> | <b>.358</b> |  |  |  |

| PITCHER          | R/L | W          | L          | ERA         | G          | GS         | CG       | GF         | SHO      | SV        | IP            | H           | R          | ER         | HR         | HB        | BB         | SO        | WP          | BK        | OPP      | AVG         |
|------------------|-----|------------|------------|-------------|------------|------------|----------|------------|----------|-----------|---------------|-------------|------------|------------|------------|-----------|------------|-----------|-------------|-----------|----------|-------------|
|                  |     |            |            |             |            |            |          |            |          |           |               |             |            |            |            |           |            |           |             |           |          |             |
| Childers,J       | R   | 0          | 1          | 4.70        | 5          | 0          | 0        | 0          | 0        | 0         | 7.2           | 12          | 6          | 4          | 1          | 0         | 4          | 0         | 5           | 1         | 0        | .343        |
| Colome,J         | R   | 0          | 0          | 27.00       | 1          | 0          | 0        | 0          | 0        | 0         | 0.1           | 0           | 0          | 1          | 1          | 0         | 0          | 0         | 0           | 0         | 0        | .000        |
| Corcoran,T       | R   | 5          | 9          | 4.38        | 21         | 16         | 0        | 2          | 0        | 0         | 90.1          | 92          | 48         | 44         | 10         | 4         | 48         | 3         | 59          | 0         | 1        | .271        |
| Dunn,S           | R   | 1          | 0          | 11.74       | 7          | 0          | 0        | 0          | 0        | 0         | 7.2           | 17          | 14         | 10         | 2          | 2         | 4          | 0         | 4           | 3         | 0        | .436        |
| Fossum,C         | L   | 6          | 6          | 5.33        | 25         | 25         | 0        | 0          | 0        | 0         | 130.0         | 136         | 89         | 77         | 18         | 12        | 63         | 3         | 88          | 4         | 1        | .265        |
| Hammel,J         | R   | 0          | 6          | 7.77        | 9          | 9          | 0        | 0          | 0        | 0         | 44.0          | 61          | 38         | 38         | 7          | 1         | 21         | 0         | 32          | 3         | 2        | .333        |
| Harper,T         | R   | 2          | 0          | 4.93        | 30         | 0          | 0        | 7          | 0        | 0         | 42.0          | 62          | 27         | 23         | 6          | 2         | 13         | 1         | 32          | 2         | 1        | .348        |
| Harville,C       | R   | 0          | 2          | 5.93        | 32         | 0          | 0        | 14         | 0        | 1         | 41.0          | 44          | 27         | 27         | 5          | 0         | 22         | 2         | 30          | 4         | 2        | .277        |
| Hendrickson,M    | L   | 4          | 8          | 3.81        | 13         | 13         | 1        | 0          | 1        | 0         | 89.2          | 81          | 42         | 38         | 10         | 2         | 34         | 0         | 51          | 4         | 0        | .241        |
| Howell,J         | L   | 1          | 3          | 5.10        | 8          | 8          | 0        | 0          | 0        | 0         | 42.1          | 52          | 25         | 24         | 4          | 3         | 14         | 0         | 33          | 1         | 0        | .310        |
| Jackson,E        | R   | 0          | 0          | 5.45        | 23         | 1          | 0        | 7          | 0        | 0         | 36.1          | 42          | 27         | 22         | 2          | 1         | 25         | 0         | 27          | 3         | 1        | .292        |
| Kazmir,S         | L   | 10         | 8          | 3.24        | 24         | 24         | 1        | 0          | 1        | 0         | 144.2         | 132         | 59         | 52         | 15         | 2         | 52         | 3         | 163         | 6         | 0        | .240        |
| Lugo,R           | R   | 2          | 4          | 3.81        | 64         | 0          | 0        | 24         | 0        | 0         | 85.0          | 75          | 39         | 36         | 4          | 5         | 37         | 0         | 48          | 3         | 0        | .240        |
| McClung,S        | R   | 6          | 12         | 6.29        | 39         | 15         | 0        | 20         | 0        | 6         | 103.0         | 120         | 77         | 72         | 14         | 3         | 68         | 5         | 59          | 7         | 0        | .294        |
| Meadows,B        | R   | 3          | 6          | 5.17        | 53         | 0          | 0        | 27         | 0        | 8         | 69.2          | 90          | 43         | 40         | 14         | 0         | 15         | 4         | 35          | 2         | 0        | .313        |
| Miceli,D         | R   | 1          | 2          | 3.94        | 33         | 0          | 0        | 14         | 0        | 4         | 32.0          | 25          | 17         | 14         | 4          | 1         | 20         | 3         | 18          | 3         | 0        | .217        |
| Orvella,C        | R   | 1          | 5          | 7.40        | 22         | 0          | 0        | 5          | 0        | 0         | 24.1          | 36          | 23         | 20         | 6          | 3         | 20         | 0         | 17          | 1         | 0        | .346        |
| Salas,J          | R   | 0          | 0          | 5.40        | 8          | 0          | 0        | 2          | 0        | 0         | 10.0          | 13          | 7          | 6          | 1          | 0         | 3          | 0         | 8           | 3         | 0        | .295        |
| Seo,J            | R   | 1          | 8          | 5.00        | 17         | 16         | 0        | 0          | 0        | 0         | 90.0          | 122         | 56         | 50         | 17         | 3         | 31         | 3         | 39          | 4         | 0        | .331        |
| Shields,J        | R   | 6          | 8          | 4.84        | 21         | 21         | 1        | 0          | 0        | 0         | 124.2         | 141         | 69         | 67         | 18         | 5         | 38         | 5         | 104         | 9         | 0        | .288        |
| Stokes,B         | R   | 1          | 0          | 4.88        | 5          | 4          | 0        | 0          | 0        | 0         | 24.0          | 31          | 13         | 13         | 2          | 1         | 9          | 0         | 15          | 0         | 0        | .320        |
| Switzer,J        | L   | 2          | 2          | 4.54        | 40         | 0          | 0        | 6          | 0        | 0         | 33.2          | 38          | 19         | 17         | 5          | 1         | 19         | 3         | 18          | 3         | 0        | .284        |
| Waechter,D       | R   | 1          | 4          | 6.62        | 11         | 10         | 0        | 0          | 0        | 0         | 53.0          | 67          | 40         | 39         | 6          | 5         | 19         | 1         | 25          | 0         | 0        | .310        |
| Walker,T         | R   | 1          | 3          | 4.95        | 20         | 0          | 0        | 16         | 0        | 10        | 20.0          | 18          | 11         | 11         | 0          | 0         | 7          | 0         | 16          | 0         | 0        | .240        |
| <b>Tampa Bay</b> |     | <b>61</b>  | <b>101</b> | <b>4.96</b> | <b>162</b> | <b>162</b> | <b>3</b> | <b>159</b> | <b>7</b> | <b>33</b> | <b>1420.1</b> | <b>1600</b> | <b>856</b> | <b>782</b> | <b>180</b> | <b>63</b> | <b>606</b> | <b>39</b> | <b>979</b>  | <b>70</b> | <b>8</b> | <b>.286</b> |
| <b>Opponents</b> |     | <b>101</b> | <b>61</b>  | <b>3.92</b> | <b>162</b> | <b>162</b> | <b>5</b> | <b>157</b> | <b>7</b> | <b>51</b> | <b>1438.0</b> | <b>1395</b> | <b>689</b> | <b>626</b> | <b>190</b> | <b>47</b> | <b>441</b> | <b>23</b> | <b>1106</b> | <b>49</b> | <b>8</b> | <b>.255</b> |

# TB 2005 SEASON REVIEW

**THE RAYS FASHIONED A 39-34 (.534) RECORD** after the All-Star break, an improvement of 219 pct. points over their mark before the All-Star break (28-61, .315)...marked the seventh-greatest All-Star break turnaround by a major league team since the first All-Star break in 1933 (excluding abbreviated seasons)... it was also the AL's fourth-best turnaround behind the 1935 St. Louis Browns (+.279), 2001 Oakland A's (+.267) and the 1944 Detroit Tigers (+.222). ■ During the second half, the Rays played 16 series against teams that were in contention for a playoff spot and won nine of those series, going 27-24. ■ Finished with the most improved offense in the majors from 2004 with a jump of 16 points on their team batting average...led the majors in most walks allowed (615) and fewest walks received (412). ■ Finished with a .274 team batting average, tying their best ever and third best in the majors behind the Red Sox (.281) and Yankees (.276). ■ Took the season series against New York, 11 games to 8, their first-ever winning season vs. the AL East champions. ■ Became the first team since the 1984 Seattle Mariners to claim the AL rookie leader in home runs (Jonny Gomes, 21 who tied OAK Nick Swisher) and strikeouts (Scott Kazmir, 174).

## A.L. EAST STANDINGS

|            | W  | L  | PCT. | GB   |
|------------|----|----|------|------|
| NY Yankees | 95 | 67 | .586 | -    |
| Boston     | 95 | 67 | .586 | -    |
| Toronto    | 80 | 82 | .494 | 15.0 |
| Baltimore  | 74 | 88 | .457 | 21.0 |
| Tampa Bay  | 67 | 95 | .414 | 28.0 |

| PLAYER      | AVG  | G   | AB   | R   | H    | TB   | 2B  | 3B | HR  | RBI | SH | SF | HP | BB  | IBB | SO  | SB  | CS | GI  |     | E    | SLG   | OBP  |
|-------------|------|-----|------|-----|------|------|-----|----|-----|-----|----|----|----|-----|-----|-----|-----|----|-----|-----|------|-------|------|
|             |      |     |      |     |      |      |     |    |     |     |    |    |    |     |     |     |     |    | DP  | FP  |      |       |      |
| Cantu,J     | .286 | 150 | 598  | 73  | 171  | 297  | 40  | 1  | 28  | 117 | 0  | 7  | 6  | 19  | 1   | 83  | 1   | 0  | 24  | 21  | 497  | .311  |      |
| Cash,K      | .161 | 13  | 31   | 4   | 5    | 12   | 1   | 0  | 2   | 2   | 0  | 0  | 1  | 1   | 0   | 13  | 0   | 0  | 3   | 0   | .387 | .212  |      |
| Cortez,F    | .077 | 8   | 13   | 0   | 1    | 1    | 0   | 0  | 0   | 1   | 0  | 0  | 0  | 1   | 0   | 3   | 0   | 0  | 0   | 0   | .077 | .143  |      |
| Crawford,C  | .301 | 156 | 644  | 101 | 194  | 302  | 33  | 15 | 15  | 81  | 5  | 6  | 5  | 27  | 1   | 84  | 46  | 8  | 11  | 2   | 469  | .331  |      |
| Gathright,J | .276 | 76  | 203  | 29  | 56   | 69   | 7   | 3  | 0   | 13  | 3  | 0  | 2  | 10  | 0   | 39  | 20  | 5  | 5   | 3   | 340  | .316  |      |
| Gomes,J     | .282 | 101 | 348  | 61  | 98   | 186  | 13  | 6  | 21  | 54  | 1  | 5  | 14 | 39  | 1   | 113 | 9   | 5  | 6   | 4   | 534  | .372  |      |
| Gonzalez,A  | .269 | 109 | 349  | 47  | 94   | 143  | 20  | 1  | 9   | 38  | 2  | 3  | 3  | 26  | 1   | 74  | 2   | 1  | 13  | 16  | 410  | .323  |      |
| Green,N     | .239 | 111 | 318  | 53  | 76   | 110  | 15  | 2  | 5   | 29  | 10 | 3  | 11 | 33  | 0   | 86  | 3   | 1  | 5   | 7   | 346  | .329  |      |
| Hall,T      | .287 | 135 | 432  | 28  | 124  | 159  | 20  | 0  | 5   | 48  | 3  | 7  | 5  | 16  | 1   | 39  | 0   | 0  | 15  | 9   | 368  | .315  |      |
| Hollins,D   | .249 | 120 | 342  | 44  | 85   | 143  | 17  | 1  | 13  | 46  | 1  | 2  | 1  | 23  | 0   | 63  | 8   | 1  | 8   | 6   | 418  | .296  |      |
| Huff,A      | .261 | 154 | 575  | 70  | 150  | 246  | 26  | 2  | 22  | 92  | 0  | 7  | 5  | 49  | 13  | 88  | 8   | 7  | 12  | 3   | 428  | .321  |      |
| Johnson,C   | .196 | 19  | 46   | 5   | 9    | 13   | 4   | 0  | 0   | 5   | 0  | 0  | 0  | 9   | 0   | 11  | 0   | 0  | 2   | 4   | 283  | .327  |      |
| Laforeest,P | .172 | 25  | 64   | 5   | 11   | 17   | 3   | 0  | 1   | 4   | 0  | 0  | 0  | 6   | 1   | 23  | 0   | 1  | 2   | 0   | 266  | .243  |      |
| Laker,T     | .000 | 1   | 1    | 0   | 0    | 0    | 0   | 0  | 0   | 0   | 0  | 0  | 0  | 0   | 0   | 1   | 0   | 0  | 0   | 0   | 0    | 0.000 | .000 |
| Lee,T       | .272 | 129 | 404  | 54  | 110  | 172  | 22  | 2  | 12  | 49  | 0  | 1  | 1  | 35  | 4   | 66  | 7   | 4  | 7   | 4   | 426  | .331  |      |
| Lugo,J      | .295 | 158 | 616  | 89  | 182  | 248  | 36  | 6  | 57  | 3   | 4  | 6  | 61 | 0   | 72  | 39  | 11  | 5  | 24  | 403 | .362 |       |      |
| Munson,E    | .167 | 11  | 18   | 2   | 3    | 4    | 1   | 0  | 0   | 2   | 0  | 1  | 1  | 4   | 0   | 3   | 0   | 0  | 2   | 0   | .222 | .333  |      |
| Perez,E     | .255 | 77  | 161  | 23  | 41   | 81   | 6   | 0  | 11  | 28  | 0  | 0  | 3  | 26  | 0   | 30  | 0   | 2  | 6   | 2   | 497  | .368  |      |
| Phelps,J    | .266 | 47  | 158  | 21  | 42   | 67   | 10  | 0  | 5   | 26  | 0  | 3  | 4  | 12  | 1   | 48  | 0   | 0  | 3   | 0   | 424  | .328  |      |
| Sanchez,A   | .346 | 43  | 133  | 28  | 46   | 62   | 8   | 1  | 2   | 13  | 3  | 2  | 0  | 7   | 1   | 25  | 6   | 3  | 3   | 4   | 466  | .373  |      |
| Singleton,C | .271 | 28  | 59   | 9   | 16   | 21   | 5   | 0  | 0   | 11  | 1  | 0  | 1  | 6   | 0   | 14  | 0   | 0  | 1   | 1   | 356  | .348  |      |
| Taylor,R    | .182 | 11  | 22   | 2   | 4    | 6    | 2   | 0  | 0   | 1   | 0  | 0  | 0  | 2   | 0   | 7   | 2   | 0  | 0   | 0   | 273  | .250  |      |
| Tampa Bay   | .274 | 162 | 5552 | 750 | 1519 | 2359 | 289 | 40 | 157 | 717 | 34 | 51 | 69 | 412 | 25  | 990 | 151 | 49 | 133 | 124 | 425  | .329  |      |
| Opponents   | .280 | 162 | 5598 | 936 | 1570 | 2549 | 315 | 41 | 194 | 888 | 47 | 59 | 64 | 615 | 41  | 949 | 68  | 45 | 101 | 88  | 455  | .355  |      |

| PITCHER       | R/L | W  | L  | ERA   | G   | GS  | CG | GF  | SHO | SV | IP     | H    | R   | ER  | HR  | HB | BB  | IBB | SO  | WP | BK | OPP  | AVG |
|---------------|-----|----|----|-------|-----|-----|----|-----|-----|----|--------|------|-----|-----|-----|----|-----|-----|-----|----|----|------|-----|
|               |     |    |    |       |     |     |    |     |     |    |        |      |     |     |     |    |     |     |     |    |    |      |     |
| Baez,D        | R   | 5  | 4  | 2.86  | 67  | 0   | 0  | 64  | 0   | 41 | 72.1   | 66   | 27  | 23  | 7   | 2  | 30  | 0   | 51  | 0  | 0  | .244 |     |
| Beimel,J      | L   | 0  | 0  | 3.27  | 7   | 0   | 0  | 3   | 0   | 0  | 11.0   | 15   | 4   | 4   | 1   | 0  | 4   | 1   | 3   | 1  | 0  | .319 |     |
| Bell,R        | R   | 1  | 1  | 8.28  | 8   | 3   | 0  | 4   | 0   | 0  | 25.0   | 41   | 25  | 23  | 7   | 2  | 12  | 0   | 13  | 3  | 0  | .360 |     |
| Borowski,K    | R   | 1  | 5  | 3.82  | 32  | 0   | 0  | 4   | 0   | 0  | 35.1   | 26   | 15  | 15  | 3   | 0  | 11  | 1   | 16  | 1  | 0  | .208 |     |
| Brazelton,D   | R   | 1  | 8  | 7.61  | 20  | 8   | 0  | 2   | 0   | 0  | 71.0   | 87   | 65  | 60  | 12  | 4  | 60  | 3   | 43  | 5  | 0  | .307 |     |
| Carter,L      | R   | 1  | 2  | 4.89  | 39  | 0   | 0  | 18  | 0   | 1  | 57.0   | 61   | 31  | 31  | 9   | 1  | 15  | 1   | 22  | 0  | 0  | .279 |     |
| Colome,J      | R   | 2  | 3  | 4.57  | 36  | 0   | 0  | 18  | 0   | 0  | 45.1   | 54   | 29  | 23  | 7   | 2  | 18  | 3   | 28  | 5  | 0  | .283 |     |
| Corcoran,T    | R   | 0  | 0  | 5.96  | 10  | 1   | 0  | 4   | 0   | 0  | 22.2   | 19   | 15  | 15  | 1   | 1  | 12  | 0   | 13  | 2  | 0  | .226 |     |
| Fossum,C      | L   | 8  | 12 | 4.92  | 36  | 25  | 0  | 1   | 0   | 0  | 162.2  | 170  | 100 | 89  | 21  | 18 | 60  | 3   | 128 | 8  | 1  | .266 |     |
| Gardner,L     | R   | 0  | 0  | 4.91  | 5   | 0   | 0  | 2   | 0   | 0  | 7.1    | 12   | 9   | 4   | 2   | 0  | 2   | 0   | 4   | 0  | 0  | .353 |     |
| Harper,T      | R   | 4  | 6  | 6.75  | 52  | 0   | 0  | 13  | 0   | 0  | 73.1   | 88   | 57  | 55  | 14  | 1  | 24  | 9   | 40  | 2  | 0  | .304 |     |
| Hendrickson,M | L   | 11 | 8  | 5.90  | 31  | 31  | 1  | 0   | 0   | 0  | 178.1  | 227  | 126 | 117 | 24  | 2  | 49  | 1   | 89  | 4  | 1  | .311 |     |
| Kazmir,S      | L   | 10 | 9  | 3.77  | 32  | 32  | 0  | 0   | 0   | 0  | 186.0  | 172  | 90  | 78  | 12  | 10 | 100 | 3   | 174 | 7  | 1  | .248 |     |
| McClung,S     | R   | 7  | 11 | 6.59  | 34  | 17  | 0  | 3   | 0   | 0  | 109.1  | 106  | 85  | 80  | 20  | 7  | 62  | 1   | 92  | 6  | 0  | .249 |     |
| Miller,T      | L   | 2  | 2  | 4.06  | 61  | 0   | 0  | 13  | 0   | 0  | 44.1   | 45   | 23  | 20  | 4   | 7  | 29  | 6   | 35  | 2  | 0  | .278 |     |
| Nomo,H        | R   | 5  | 8  | 7.24  | 19  | 19  | 0  | 0   | 0   | 0  | 100.2  | 127  | 82  | 81  | 16  | 2  | 51  | 2   | 59  | 3  | 0  | .314 |     |
| Nunez,F       | R   | 1  | 0  | 10.80 | 5   | 0   | 0  | 0   | 0   | 0  | 5.0    | 5    | 6   | 6   | 0   | 0  | 4   | 0   | 2   | 0  | 0  | .278 |     |
| Orvella,C     | R   | 3  | 3  | 3.60  | 37  | 0   | 0  | 9   | 0   | 1  | 50.0   | 47   | 26  | 20  | 4   | 1  | 23  | 2   | 43  | 0  | 0  | .246 |     |
| Switzer,J     | L   | 0  | 0  | 6.75  | 2   | 0   | 0  | 0   | 0   | 0  | 4.0    | 5    | 4   | 3   | 0   | 0  | 7   | 0   | 5   | 0  | 0  | .278 |     |
| Waechter,D    | R   | 5  | 12 | 5.62  | 29  | 25  | 0  | 3   | 0   | 0  | 157.0  | 191  | 109 | 98  | 29  | 3  | 38  | 5   | 87  | 4  | 2  | .298 |     |
| Webb,J        | R   | 0  | 1  | 18.00 | 1   | 1   | 0  | 0   | 0   | 0  | 4.0    | 6    | 8   | 8   | 1   | 1  | 4   | 0   | 2   | 0  | 0  | .333 |     |
| Tampa Bay     |     | 67 | 95 | 5.39  | 162 | 162 | 1  | 161 | 4   | 43 | 1421.2 | 1570 | 936 | 851 | 194 | 64 | 615 | 41  | 949 | 53 | 5  | .280 |     |
| Opponents     |     | 95 | 67 | 4.43  | 162 | 162 | 4  | 158 | 5   | 49 | 1435.0 | 1519 | 750 | 706 | 157 | 69 | 412 | 25  | 990 | 45 | 5  | .274 |     |

ORGANIZATION COACHES & STAFF 40-MAN ROSTER NON-ROSTER INVITES RECORDS & HISTORY YEARLY SUMMARIES 2005 Season Review OPPONENTS MINOR LEAGUE OPERATIONS BROADCAST INFORMATION TROPICANA FIELD & MISC.

# TB 2004 SEASON REVIEW

**ON JUNE 26**, the Rays became the first team in history to climb over .500 after being 18 or more games under .500...were 10-28 on May 19, but went 26-7 in their next 33 games to get to 36-35. ■ Through the first seven weeks of the season (through May 19), Rays had the worst record in the majors (10-28)...over the next seven weeks (May 20-July 7), they had the best record at 32-13...they went 28-50 the rest of the way. ■ Rays won 12 consecutive games, June 9-22, tied with Houston for the longest win streak in the majors...also lost 12 straight, Aug 27-Sep 10, becoming only the second team in major league history to win 12-plus in a row and lose 12-plus in a row in the same season...the 1987 Milwaukee Brewers also did it. ■ Between May 20 and July 3, Rays went 30-10 becoming the third team in modern history to have a stretch of 30-10 or better and still finish below .500.

## A.L. EAST STANDINGS

|                | W         | L         | PCT.        | GB          |
|----------------|-----------|-----------|-------------|-------------|
| NY Yankees     | 101       | 61        | .623        | -           |
| Boston         | 98        | 64        | .605        | 3.0         |
| Baltimore      | 78        | 84        | .481        | 23.0        |
| <b>TB Rays</b> | <b>70</b> | <b>91</b> | <b>.435</b> | <b>30.5</b> |
| Toronto        | 67        | 94        | .416        | 33.5        |

| PLAYER           | AVG         | G          | AB          | R          | H           | TB          | 2B         | 3B        | HR         | RBI        | SH        | SF        | HP        | BB         | IBB       | SO         | SB         | CS        | GI         |            | E           | SLG         | OBP |
|------------------|-------------|------------|-------------|------------|-------------|-------------|------------|-----------|------------|------------|-----------|-----------|-----------|------------|-----------|------------|------------|-----------|------------|------------|-------------|-------------|-----|
|                  |             |            |             |            |             |             |            |           |            |            |           |           |           |            |           |            |            |           | DP         | DP         |             |             |     |
| Baldelli,R       | .280        | 136        | 518         | 79         | 145         | 226         | 27         | 3         | 16         | 74         | 3         | 6         | 8         | 30         | 2         | 88         | 17         | 4         | 12         | 8          | .436        | .326        |     |
| Bautista,J       | .167        | 12         | 12          | 1          | 2           | 2           | 0          | 0         | 0          | 1          | 0         | 0         | 0         | 3          | 0         | 7          | 0          | 1         | 0          | 0          | .167        | .333        |     |
| Blum,G           | .215        | 112        | 339         | 38         | 73          | 118         | 21         | 0         | 8          | 35         | 4         | 2         | 0         | 24         | 1         | 58         | 2          | 3         | 4          | 10         | .348        | .266        |     |
| Cantu,J          | .301        | 50         | 173         | 25         | 52          | 80          | 20         | 1         | 2          | 17         | 0         | 1         | 2         | 9          | 0         | 44         | 0          | 0         | 5          | 8          | .462        | .341        |     |
| Colome,J         | .000        | 33         | 1           | 0          | 0           | 0           | 0          | 0         | 0          | 0          | 1         | 0         | 0         | 0          | 0         | 1          | 0          | 0         | 0          | 0          | .000        | .000        |     |
| Crawford,C       | .296        | 152        | 626         | 104        | 185         | 282         | 26         | 19        | 11         | 55         | 4         | 6         | 1         | 35         | 2         | 81         | 59         | 15        | 2          | 2          | .450        | .331        |     |
| Cruz Jr.,J       | .242        | 153        | 545         | 76         | 132         | 236         | 25         | 8         | 21         | 78         | 5         | 8         | 2         | 76         | 8         | 117        | 11         | 6         | 6          | 10         | .433        | .333        |     |
| Cummings,M       | .278        | 22         | 54          | 10         | 15          | 25          | 4          | 0         | 2          | 7          | 0         | 0         | 2         | 5          | 0         | 12         | 1          | 0         | 0          | 0          | .463        | .361        |     |
| Diaz,M           | .190        | 10         | 21          | 3          | 4           | 10          | 1          | 1         | 1          | 3          | 0         | 0         | 2         | 1          | 0         | 6          | 0          | 0         | 0          | 0          | .476        | .292        |     |
| Fick,R           | .201        | 76         | 214         | 12         | 43          | 70          | 5          | 2         | 6          | 26         | 0         | 2         | 2         | 20         | 2         | 32         | 0          | 0         | 2          | 3          | .327        | .273        |     |
| Fordeyce,B       | .205        | 54         | 151         | 14         | 31          | 43          | 6          | 0         | 2          | 9          | 1         | 0         | 2         | 9          | 0         | 34         | 0          | 0         | 3          | 3          | .285        | .259        |     |
| Gathright,J      | .250        | 19         | 52          | 11         | 13          | 13          | 0          | 0         | 0          | 1          | 0         | 0         | 3         | 2          | 0         | 14         | 6          | 1         | 2          | 0          | .250        | .316        |     |
| Gaudin,C         | .000        | 28         | 1           | 0          | 0           | 0           | 0          | 0         | 0          | 0          | 1         | 0         | 0         | 0          | 0         | 0          | 0          | 0         | 0          | 1          | .000        | .000        |     |
| Gipson Jr.,C     | .500        | 5          | 4           | 1          | 2           | 2           | 0          | 0         | 0          | 0          | 1         | 0         | 0         | 0          | 0         | 1          | 1          | 0         | 0          | 0          | .500        | .500        |     |
| Gomes,J          | .071        | 5          | 14          | 0          | 1           | 1           | 0          | 0         | 0          | 1          | 0         | 0         | 0         | 1          | 0         | 6          | 0          | 0         | 0          | 0          | .071        | .133        |     |
| Hall,T           | .255        | 119        | 404         | 35         | 103         | 148         | 21         | 0         | 8          | 60         | 1         | 7         | 5         | 24         | 1         | 41         | 0          | 2         | 20         | 6          | .366        | .300        |     |
| Huff,A           | .297        | 157        | 600         | 92         | 178         | 296         | 27         | 2         | 29         | 104        | 0         | 5         | 6         | 56         | 6         | 74         | 5          | 1         | 9          | 13         | .493        | .360        |     |
| Lugo,J           | .275        | 157        | 581         | 83         | 160         | 230         | 41         | 4         | 7          | 75         | 7         | 8         | 5         | 54         | 0         | 106        | 21         | 5         | 8          | 26         | .396        | .338        |     |
| Martinez,T       | .262        | 138        | 458         | 63         | 120         | 211         | 20         | 1         | 23         | 76         | 0         | 5         | 9         | 66         | 9         | 72         | 3          | 1         | 10         | 3          | .461        | .362        |     |
| McGriff,F        | .181        | 27         | 72          | 7          | 13          | 22          | 3          | 0         | 2          | 7          | 0         | 0         | 0         | 9          | 2         | 19         | 0          | 0         | 1          | 0          | .306        | .272        |     |
| Perez,E          | .211        | 13         | 38          | 2          | 8           | 13          | 2          | 0         | 1          | 7          | 0         | 0         | 0         | 4          | 0         | 9          | 0          | 0         | 1          | 0          | .342        | .286        |     |
| Rolls,D          | .162        | 53         | 117         | 12         | 19          | 24          | 5          | 0         | 0          | 9          | 2         | 2         | 1         | 10         | 0         | 36         | 2          | 1         | 4          | 2          | .205        | .231        |     |
| Romano,J         | .125        | 4          | 8           | 0          | 1           | 1           | 0          | 0         | 0          | 1          | 0         | 0         | 0         | 0          | 0         | 2          | 0          | 0         | 0          | 1          | .125        | .125        |     |
| Sanchez,R        | .246        | 91         | 285         | 23         | 70          | 96          | 14         | 3         | 2          | 26         | 4         | 3         | 3         | 12         | 0         | 28         | 0          | 1         | 6          | 5          | .337        | .281        |     |
| Simon,R          | .118        | 8          | 17          | 2          | 2           | 2           | 0          | 0         | 0          | 0          | 0         | 1         | 3         | 0          | 2         | 2          | 0          | 0         | 0          | 0          | .118        | .286        |     |
| Upton,B          | .258        | 45         | 159         | 19         | 41          | 65          | 8          | 2         | 4          | 12         | 1         | 1         | 1         | 15         | 0         | 46         | 4          | 1         | 1          | 9          | .409        | .324        |     |
| <b>Tampa Bay</b> | <b>.258</b> | <b>161</b> | <b>5483</b> | <b>714</b> | <b>1416</b> | <b>2221</b> | <b>278</b> | <b>46</b> | <b>145</b> | <b>685</b> | <b>35</b> | <b>56</b> | <b>55</b> | <b>469</b> | <b>33</b> | <b>944</b> | <b>132</b> | <b>42</b> | <b>97</b>  | <b>119</b> | <b>.405</b> | <b>.320</b> |     |
| <b>Opponents</b> | <b>.265</b> | <b>161</b> | <b>5506</b> | <b>842</b> | <b>1459</b> | <b>2413</b> | <b>324</b> | <b>27</b> | <b>192</b> | <b>794</b> | <b>30</b> | <b>52</b> | <b>93</b> | <b>580</b> | <b>35</b> | <b>923</b> | <b>67</b>  | <b>32</b> | <b>124</b> | <b>96</b>  | <b>.438</b> | <b>.342</b> |     |

| PITCHER          | R/L       | W         | L           | ERA        | G          | GS       | CG         | GF        | SHO       | SV            | IP          | H          | R          | ER         | HR        | HB         | BB        | IBB        | SO        | WP       | BK          | OPP  | AVG |
|------------------|-----------|-----------|-------------|------------|------------|----------|------------|-----------|-----------|---------------|-------------|------------|------------|------------|-----------|------------|-----------|------------|-----------|----------|-------------|------|-----|
|                  |           |           |             |            |            |          |            |           |           |               |             |            |            |            |           |            |           |            |           |          |             |      |     |
| Baez,D           | R         | 4         | 4           | 3.57       | 62         | 0        | 0          | 59        | 0         | 30            | 68.0        | 60         | 31         | 27         | 6         | 7          | 29        | 4          | 52        | 3        | 1           | .237 |     |
| Bell,R           | R         | 8         | 8           | 4.46       | 24         | 19       | 1          | 3         | 0         | 0             | 123.0       | 121        | 71         | 61         | 16        | 5          | 41        | 0          | 57        | 10       | 0           | .253 |     |
| Brazelton,D      | R         | 6         | 8           | 4.77       | 22         | 21       | 0          | 0         | 0         | 0             | 120.2       | 121        | 71         | 64         | 12        | 11         | 53        | 2          | 64        | 2        | 1           | .260 |     |
| Carter,L         | R         | 3         | 3           | 3.47       | 56         | 0        | 0          | 27        | 0         | 0             | 80.1        | 77         | 32         | 31         | 12        | 1          | 23        | 2          | 36        | 1        | 0           | .252 |     |
| Colome,J         | R         | 2         | 2           | 3.27       | 33         | 0        | 0          | 9         | 0         | 3             | 41.1        | 28         | 16         | 15         | 4         | 1          | 18        | 1          | 40        | 1        | 1           | .193 |     |
| Fortunato,B      | R         | 0         | 0           | 3.68       | 3          | 0        | 0          | 1         | 0         | 0             | 7.1         | 10         | 3          | 3          | 1         | 0          | 2         | 0          | 5         | 1        | 0           | .357 |     |
| Gaudin,C         | R         | 1         | 2           | 4.85       | 26         | 4        | 0          | 5         | 0         | 0             | 42.2        | 59         | 27         | 23         | 4         | 4          | 16        | 4          | 30        | 0        | 0           | .337 |     |
| Gonzalez,D       | R         | 0         | 0           | 6.14       | 4          | 0        | 0          | 1         | 0         | 0             | 7.1         | 9          | 5          | 5          | 1         | 0          | 2         | 0          | 7         | 2        | 0           | .310 |     |
| Gonzalez,J       | R         | 0         | 5           | 6.97       | 11         | 8        | 0          | 1         | 0         | 0             | 50.1        | 72         | 42         | 39         | 9         | 3          | 20        | 0          | 22        | 4        | 0           | .346 |     |
| Halama,J         | L         | 7         | 6           | 4.70       | 34         | 14       | 0          | 7         | 0         | 0             | 118.2       | 134        | 68         | 62         | 17        | 10         | 27        | 3          | 59        | 1        | 1           | .284 |     |
| Harper,T         | R         | 6         | 2           | 3.89       | 52         | 0        | 0          | 11        | 0         | 0             | 78.2        | 69         | 37         | 34         | 8         | 7          | 23        | 3          | 59        | 3        | 0           | .234 |     |
| Hendrickson,M    | L         | 10        | 15          | 4.81       | 32         | 30       | 2          | 1         | 0         | 0             | 183.1       | 211        | 113        | 98         | 21        | 7          | 46        | 5          | 87        | 5        | 2           | .285 |     |
| Kazmir,S         | L         | 2         | 3           | 5.67       | 8          | 7        | 0          | 0         | 0         | 0             | 33.1        | 33         | 22         | 21         | 4         | 2          | 21        | 0          | 41        | 3        | 0           | .256 |     |
| Miller,T         | L         | 1         | 1           | 3.12       | 60         | 0        | 0          | 15        | 0         | 1             | 49.0        | 48         | 21         | 17         | 3         | 3          | 15        | 4          | 43        | 2        | 0           | .257 |     |
| Moss,D           | L         | 0         | 1           | 16.88      | 5          | 2        | 0          | 2         | 0         | 0             | 8.0         | 13         | 15         | 15         | 2         | 1          | 5         | 0          | 6         | 1        | 0           | .351 |     |
| Nunez,F          | R         | 0         | 3           | 5.91       | 8          | 0        | 0          | 0         | 0         | 0             | 10.2        | 11         | 8          | 7          | 1         | 3          | 7         | 0          | 14        | 2        | 0           | .268 |     |
| Ritchie,T        | R         | 0         | 2           | 9.00       | 4          | 2        | 0          | 2         | 0         | 0             | 8.0         | 12         | 9          | 8          | 4         | 1          | 6         | 0          | 4         | 0        | 0           | .343 |     |
| Seay,R           | L         | 0         | 0           | 2.38       | 21         | 0        | 0          | 6         | 0         | 0             | 22.2        | 21         | 6          | 6          | 2         | 2          | 5         | 1          | 17        | 1        | 0           | .239 |     |
| Sosa,J           | R         | 4         | 7           | 5.53       | 43         | 8        | 0          | 6         | 0         | 1             | 99.1        | 100        | 67         | 61         | 17        | 1          | 54        | 3          | 94        | 2        | 0           | .259 |     |
| Standridge,J     | R         | 0         | 0           | 9.00       | 3          | 1        | 0          | 1         | 0         | 0             | 10.0        | 14         | 10         | 10         | 5         | 0          | 4         | 0          | 7         | 1        | 0           | .326 |     |
| Waechter,D       | R         | 5         | 7           | 6.01       | 14         | 14       | 0          | 0         | 0         | 0             | 70.1        | 68         | 54         | 47         | 20        | 4          | 33        | 1          | 36        | 1        | 1           | .252 |     |
| Webb,J           | R         | 0         | 0           | 7.00       | 4          | 0        | 0          | 1         | 0         | 0             | 9.0         | 12         | 7          | 7          | 2         | 1          | 7         | 0          | 9         | 1        | 0           | .324 |     |
| Zambrano,V       | R         | 9         | 7           | 4.43       | 23         | 22       | 0          | 0         | 0         | 0             | 128.0       | 107        | 68         | 63         | 13        | 16         | 96        | 2          | 109       | 5        | 0           | .230 |     |
| <b>Tampa Bay</b> | <b>70</b> | <b>91</b> | <b>4.81</b> | <b>161</b> | <b>161</b> | <b>3</b> | <b>158</b> | <b>5</b>  | <b>35</b> | <b>1417.0</b> | <b>1459</b> | <b>842</b> | <b>757</b> | <b>192</b> | <b>93</b> | <b>580</b> | <b>35</b> | <b>923</b> | <b>55</b> | <b>7</b> | <b>.265</b> |      |     |
| <b>Opponents</b> | <b>91</b> | <b>70</b> | <b>4.18</b> | <b>161</b> | <b>161</b> | <b>8</b> | <b>153</b> | <b>13</b> | <b>42</b> | <b>1429.1</b> | <b>1416</b> | <b>714</b> | <b>664</b> | <b>145</b> | <b>55</b> | <b>469</b> | <b>33</b> | <b>944</b> | <b>52</b> | <b>9</b> | <b>.258</b> |      |     |

# TB 2003 SEASON REVIEW

**TAMPA NATIVE LOU PINIELLA RETURNED HOME** and in his first year as Rays manager he led the club to an eight-game improvement over 2002 (55 wins to 63). ■ Were just seven games under .500 after the All-Star break (31-38, .449) compared to 28 games under in the season's first half (32-60, .348). ■ Played 90 games decided by one or two runs (39-51), most by a major league team since 1993...Rays also played in an AL-high 51 one-run games (23-28), six more than any other AL club and one shy of the club mark (52 in 2000, 26-26). ■ Finished with 142 stolen bases, 13 more than any other AL club...only Florida stole more with 150...also finished with the second-best success rate in the majors (77.1 percent) behind Oakland (77.4 percent) ■ Used 51 players on the season, one shy of the club record (2000)...15 of those were rookies...for most of the season, and for the third straight year, the Rays were the youngest team in the majors (26.85 avg. age).

## A.L. EAST STANDINGS

|            | W   | L  | PCT. | GB   |
|------------|-----|----|------|------|
| NY Yankees | 101 | 61 | .623 | -    |
| Boston     | 95  | 67 | .586 | 6.0  |
| Toronto    | 86  | 76 | .531 | 15.0 |
| Baltimore  | 71  | 91 | .438 | 30.0 |
| Tampa Bay  | 63  | 99 | .389 | 38.0 |

| PLAYER      | AVG  | G   | AB   | R   | H    | TB   | 2B  | 3B | HR  | RBI | SH | SF | HP | BB  | IBB | SO   | SB  | CS | G1  | E   | SLG   | OBP  |
|-------------|------|-----|------|-----|------|------|-----|----|-----|-----|----|----|----|-----|-----|------|-----|----|-----|-----|-------|------|
|             |      |     |      |     |      |      |     |    |     |     |    |    |    |     |     |      |     |    |     |     |       |      |
| Abernathy,B | .000 | 2   | 7    | 1   | 0    | 0    | 0   | 0  | 0   | 0   | 0  | 0  | 0  | 0   | 0   | 0    | 1   | 0  | 0   | 1   | 1.000 | .000 |
| Anderson,M  | .270 | 145 | 482  | 59  | 130  | 181  | 27  | 3  | 6   | 67  | 4  | 5  | 3  | 41  | 5   | 60   | 19  | 3  | 6   | 15  | .376  | .328 |
| Baldelli,R  | .289 | 156 | 637  | 89  | 184  | 265  | 32  | 8  | 11  | 78  | 3  | 6  | 8  | 30  | 4   | 128  | 27  | 10 | 10  | 5   | .416  | .326 |
| Crawford,C  | .281 | 151 | 630  | 80  | 177  | 228  | 18  | 9  | 5   | 54  | 1  | 3  | 1  | 26  | 4   | 102  | 55  | 10 | 5   | 3   | .362  | .309 |
| Diaz,M      | .111 | 4   | 9    | 2   | 1    | 1    | 0   | 0  | 0   | 0   | 0  | 0  | 1  | 0   | 3   | 0    | 0   | 0  | 0   | 1   | .111  | .200 |
| Easley,D    | .187 | 36  | 107  | 8   | 20   | 28   | 3   | 1  | 1   | 7   | 1  | 0  | 0  | 2   | 0   | 18   | 0   | 0  | 3   | 4   | .262  | .202 |
| Escalona,F  | .185 | 10  | 27   | 2   | 5    | 7    | 2   | 0  | 0   | 2   | 0  | 0  | 0  | 2   | 0   | 6    | 1   | 0  | 0   | 0   | .259  | .241 |
| Games,J     | .133 | 8   | 15   | 1   | 2    | 3    | 1   | 0  | 0   | 0   | 0  | 0  | 1  | 0   | 0   | 6    | 0   | 0  | 0   | 0   | .200  | .188 |
| Grieve,B    | .230 | 55  | 165  | 28  | 38   | 57   | 7   | 0  | 4   | 17  | 0  | 2  | 6  | 32  | 1   | 41   | 0   | 0  | 3   | 1   | .345  | .371 |
| Hall,T      | .253 | 130 | 463  | 50  | 117  | 176  | 23  | 0  | 12  | 47  | 0  | 5  | 7  | 23  | 4   | 40   | 0   | 1  | 14  | 9   | .380  | .295 |
| Huff,A      | .311 | 162 | 636  | 91  | 198  | 353  | 47  | 3  | 34  | 107 | 0  | 9  | 8  | 53  | 17  | 80   | 2   | 3  | 19  | 9   | .555  | .367 |
| Laforest,P  | .167 | 19  | 48   | 0   | 8    | 10   | 2   | 0  | 0   | 6   | 0  | 1  | 1  | 1   | 0   | 14   | 0   | 0  | 1   | 0   | .208  | .196 |
| Lee,T       | .275 | 145 | 542  | 75  | 149  | 249  | 37  | 3  | 19  | 70  | 1  | 6  | 0  | 64  | 4   | 97   | 6   | 2  | 13  | 3   | .459  | .348 |
| Liefer,J    | .120 | 9   | 25   | 4   | 3    | 7    | 1   | 0  | 1   | 3   | 0  | 0  | 0  | 3   | 1   | 13   | 0   | 0  | 0   | 1   | .280  | .214 |
| Lombard,G   | .216 | 13  | 37   | 8   | 8    | 12   | 1   | 0  | 1   | 4   | 0  | 0  | 1  | 0   | 0   | 6    | 1   | 0  | 0   | 1   | .324  | .237 |
| Lugo,J      | .275 | 117 | 433  | 58  | 119  | 185  | 13  | 4  | 15  | 53  | 7  | 3  | 4  | 35  | 0   | 88   | 10  | 3  | 5   | 17  | .427  | .333 |
| Martin,A    | .252 | 100 | 238  | 19  | 60   | 85   | 12  | 2  | 3   | 26  | 0  | 1  | 2  | 17  | 4   | 51   | 2   | 2  | 8   | 0   | .357  | .306 |
| Ordoñez,R   | .316 | 34  | 117  | 14  | 37   | 57   | 11  | 0  | 3   | 22  | 2  | 2  | 1  | 2   | 0   | 12   | 0   | 2  | 3   | 5   | .487  | .328 |
| Perez,A     | .248 | 48  | 125  | 19  | 31   | 45   | 6   | 1  | 2   | 12  | 2  | 1  | 1  | 18  | 0   | 34   | 4   | 1  | 1   | 2   | .360  | .345 |
| Piatt,A     | .188 | 14  | 32   | 5   | 6    | 15   | 3   | 0  | 2   | 3   | 0  | 1  | 0  | 3   | 0   | 16   | 0   | 0  | 0   | 0   | .469  | .250 |
| Rolls,D     | .255 | 107 | 373  | 43  | 95   | 136  | 20  | 0  | 7   | 46  | 2  | 3  | 7  | 19  | 1   | 84   | 11  | 3  | 5   | 7   | .365  | .301 |
| Sandberg,J  | .213 | 55  | 136  | 15  | 29   | 59   | 10  | 1  | 6   | 23  | 2  | 0  | 2  | 16  | 1   | 52   | 0   | 0  | 3   | 5   | .344  | .305 |
| Shumpert,T  | .190 | 59  | 84   | 14  | 16   | 31   | 5   | 2  | 2   | 7   | 2  | 1  | 2  | 10  | 0   | 17   | 1   | 0  | 0   | 2   | .369  | .289 |
| Smith,J     | .250 | 1   | 4    | 0   | 1    | 1    | 0   | 0  | 0   | 0   | 0  | 0  | 0  | 0   | 0   | 0    | 0   | 0  | 0   | 2   | .250  | .250 |
| Truby,C     | .279 | 13  | 43   | 4   | 12   | 15   | 3   | 0  | 0   | 3   | 1  | 0  | 0  | 5   | 0   | 13   | 0   | 0  | 1   | 1   | .349  | .354 |
| Tyner,J     | .278 | 46  | 90   | 12  | 25   | 32   | 7   | 0  | 0   | 6   | 2  | 0  | 0  | 10  | 0   | 12   | 2   | 1  | 1   | 2   | .356  | .350 |
| Valentin,J  | .222 | 49  | 135  | 13  | 30   | 48   | 7   | 1  | 3   | 15  | 0  | 1  | 1  | 5   | 0   | 31   | 0   | 0  | 7   | 0   | .356  | .254 |
| Tampa Bay   | .265 | 162 | 5654 | 715 | 1501 | 2286 | 298 | 38 | 137 | 678 | 32 | 50 | 56 | 420 | 46  | 1030 | 142 | 42 | 108 | 103 | .404  | .320 |
| Opponents   | .264 | 162 | 5502 | 852 | 1454 | 2423 | 319 | 31 | 196 | 809 | 39 | 65 | 95 | 639 | 37  | 877  | 65  | 41 | 124 | 111 | .440  | .347 |

| PITCHER      | R/L | W  | L  | ERA   | G   | GS  | CG | GF  | SHO | SV | IP     | H    | R   | ER  | HR  | HB | BB  | IBB | SO   | WP | BK | OPP  | AVG |
|--------------|-----|----|----|-------|-----|-----|----|-----|-----|----|--------|------|-----|-----|-----|----|-----|-----|------|----|----|------|-----|
|              |     |    |    |       |     |     |    |     |     |    |        |      |     |     |     |    |     |     |      |    |    |      |     |
| Backe,B      | R   | 1  | 1  | 5.44  | 28  | 0   | 0  | 8   | 0   | 0  | 44.2   | 40   | 28  | 27  | 6   | 2  | 25  | 1   | 36   | 3  | 0  | .247 |     |
| Bell,R       | R   | 5  | 4  | 5.52  | 19  | 18  | 0  | 0   | 0   | 0  | 101.0  | 103  | 64  | 62  | 15  | 5  | 39  | 1   | 44   | 0  | 0  | .263 |     |
| Bierbrodt,N  | L   | 0  | 2  | 9.68  | 13  | 5   | 0  | 1   | 0   | 0  | 35.1   | 59   | 41  | 38  | 9   | 3  | 23  | 3   | 20   | 4  | 1  | .376 |     |
| Brazelton,D  | R   | 1  | 6  | 6.89  | 10  | 10  | 0  | 0   | 0   | 0  | 48.1   | 57   | 49  | 37  | 9   | 3  | 23  | 1   | 24   | 1  | 0  | .292 |     |
| Carter,L     | R   | 7  | 5  | 4.33  | 62  | 0   | 0  | 55  | 0   | 26 | 79.0   | 72   | 39  | 38  | 12  | 4  | 19  | 6   | 47   | 0  | 0  | .242 |     |
| Colome,J     | R   | 3  | 7  | 4.50  | 54  | 0   | 0  | 24  | 0   | 2  | 74.0   | 69   | 37  | 37  | 9   | 3  | 46  | 5   | 69   | 7  | 0  | .247 |     |
| Gaudin,C     | R   | 2  | 0  | 3.60  | 15  | 3   | 0  | 5   | 0   | 0  | 40.0   | 37   | 18  | 16  | 4   | 1  | 16  | 0   | 23   | 1  | 0  | .240 |     |
| Gonzalez,J   | R   | 6  | 11 | 3.91  | 25  | 25  | 2  | 0   | 0   | 0  | 156.1  | 131  | 71  | 68  | 18  | 12 | 69  | 1   | 97   | 3  | 2  | .228 |     |
| Harper,T     | R   | 4  | 8  | 3.77  | 61  | 0   | 0  | 14  | 0   | 1  | 93.0   | 86   | 45  | 39  | 9   | 6  | 31  | 8   | 64   | 6  | 0  | .252 |     |
| Kennedy,J    | L   | 3  | 12 | 6.13  | 32  | 22  | 1  | 7   | 1   | 1  | 133.2  | 167  | 101 | 91  | 19  | 11 | 47  | 1   | 77   | 3  | 1  | .303 |     |
| Levine,A     | R   | 3  | 5  | 2.90  | 36  | 0   | 0  | 14  | 0   | 0  | 49.2   | 45   | 23  | 16  | 7   | 2  | 18  | 0   | 25   | 3  | 0  | .243 |     |
| Malaska,D    | L   | 2  | 1  | 2.81  | 22  | 0   | 0  | 3   | 0   | 0  | 16.0   | 13   | 7   | 5   | 0   | 1  | 12  | 3   | 17   | 0  | 0  | .232 |     |
| McClung,M    | R   | 4  | 1  | 5.35  | 12  | 5   | 0  | 0   | 0   | 0  | 38.2   | 33   | 23  | 23  | 6   | 3  | 25  | 1   | 25   | 2  | 0  | .241 |     |
| Parque,J     | L   | 1  | 1  | 11.94 | 5   | 5   | 0  | 0   | 0   | 0  | 17.1   | 27   | 23  | 23  | 2   | 1  | 16  | 0   | 8    | 0  | 0  | .351 |     |
| Parris,S     | R   | 0  | 3  | 6.18  | 10  | 7   | 0  | 1   | 0   | 0  | 43.2   | 60   | 32  | 30  | 12  | 0  | 13  | 0   | 14   | 2  | 0  | .328 |     |
| Reyes,C      | R   | 0  | 3  | 5.22  | 10  | 3   | 0  | 5   | 0   | 0  | 39.2   | 40   | 23  | 23  | 10  | 2  | 5   | 0   | 13   | 1  | 1  | .265 |     |
| Rocker,J     | L   | 0  | 0  | 9.00  | 2   | 0   | 0  | 0   | 0   | 0  | 1.0    | 2    | 1   | 1   | 0   | 1  | 3   | 0   | 0    | 0  | 0  | .500 |     |
| Seay,R       | L   | 0  | 0  | 3.00  | 12  | 0   | 0  | 2   | 0   | 0  | 9.0    | 7    | 3   | 3   | 0   | 0  | 6   | 0   | 5    | 0  | 0  | .226 |     |
| Sosa,J       | R   | 5  | 12 | 4.62  | 29  | 19  | 1  | 4   | 1   | 0  | 128.2  | 137  | 71  | 66  | 14  | 4  | 60  | 4   | 72   | 8  | 1  | .278 |     |
| Standridge,J | R   | 0  | 5  | 6.37  | 8   | 7   | 1  | 1   | 0   | 0  | 35.1   | 38   | 25  | 25  | 7   | 1  | 16  | 0   | 20   | 4  | 0  | .275 |     |
| Switzer,J    | L   | 0  | 0  | 7.45  | 5   | 0   | 0  | 1   | 0   | 0  | 9.2    | 13   | 8   | 8   | 2   | 4  | 3   | 0   | 7    | 1  | 0  | .342 |     |
| Venafro,M    | L   | 1  | 0  | 4.74  | 24  | 0   | 0  | 6   | 0   | 0  | 19.0   | 24   | 10  | 10  | 1   | 3  | 3   | 0   | 9    | 1  | 0  | .308 |     |
| Waechter,D   | R   | 3  | 2  | 3.31  | 6   | 5   | 1  | 0   | 1   | 0  | 35.1   | 29   | 13  | 13  | 4   | 1  | 15  | 0   | 29   | 0  | 0  | .225 |     |
| Zambrano,V   | R   | 12 | 10 | 4.21  | 34  | 28  | 1  | 2   | 0   | 0  | 188.1  | 165  | 97  | 88  | 21  | 20 | 106 | 2   | 132  | 15 | 3  | .237 |     |
| Tampa Bay    |     | 63 | 99 | 4.93  | 162 | 162 | 7  | 155 | 7   | 30 | 1436.2 | 1454 | 852 | 787 | 196 | 95 | 639 | 37  | 877  | 65 | 9  | .264 |     |
| Opponents    |     | 99 | 63 | 4.06  | 162 | 162 | 9  | 153 | 10  | 47 | 1456.0 | 1501 | 715 | 657 | 137 | 56 | 420 | 46  | 1030 | 47 | 4  | .265 |     |

ORGANIZATION  
 COACHES & STAFF  
 40-MAN ROSTER  
 NON-ROSTER INVITES  
 RECORDS & HISTORY  
 2003 Season Review  
 YEARLY SUMMARIES  
 OPPONENTS  
 MINOR LEAGUE OPERATIONS  
 BROADCAST INFORMATION  
 TROPICANA FIELD & MISC.



# 2002 SEASON REVIEW

**THE RAYS BECAME THE FIRST TEAM** to lose 100 games in back-to-back seasons since the 1977-79 Toronto Blue Jays...the Rays reached 100 losses quicker than any AL club since the 1949 Washington Senators, who lost No. 100 in their 147th game on Sep. 23. ■ For the 2nd straight year, the Rays had the youngest team in the majors for most of the season. ■ Used 14 rookies and 10 of them made their major league debuts in 2002. ■ Played a club-record 19 extra-inning games (9-10), tied for the most in the majors. ■ Had 20 games decided in walk-off fashion, second most in the majors...the Rays had 40 losses in which they had the tying or winning run at the plate in the 9th inning...34 games were decided in the 9th inning or later and the Rays lost 16 games after leading in the 8th or 9th inning including 10 with one or two outs in the 9th inning. ■ On May 2-4, the Rays lost three straight games after leading with two outs in the 9th inning, and July 3-7, the Rays lost five straight games in the opponent's last at-bat.

## A.L. EAST STANDINGS

|                  | W         | L          | PCT.        | GB          |
|------------------|-----------|------------|-------------|-------------|
| NY Yankees       | 103       | 58         | .640        | -           |
| Boston           | 93        | 69         | .574        | 10.5        |
| Toronto          | 78        | 84         | .481        | 25.5        |
| Baltimore        | 67        | 95         | .414        | 36.5        |
| <b>Tampa Bay</b> | <b>55</b> | <b>106</b> | <b>.342</b> | <b>48.0</b> |

| PLAYER           | AVG         | G          | AB          | R          | H           | TB          | 2B         | 3B        | HR         | RBI        | SH        | SF        | HP        | BB         | IBB       | SO          | SB         | CS        | GI         |            |            | E           | SLG | OBP |
|------------------|-------------|------------|-------------|------------|-------------|-------------|------------|-----------|------------|------------|-----------|-----------|-----------|------------|-----------|-------------|------------|-----------|------------|------------|------------|-------------|-----|-----|
|                  |             |            |             |            |             |             |            |           |            |            |           |           |           |            |           |             |            |           | DP         | TP         | FP         |             |     |     |
| Abernathy, B.    | .242        | 117        | 463         | 46         | 112         | 144         | 18         | 4         | 2          | 40         | 8         | 2         | 6         | 25         | 0         | 46          | 10         | 4         | 8          | 12         | 311        | .288        |     |     |
| Conti, J.        | .257        | 71         | 222         | 26         | 57          | 85          | 15         | 2         | 3          | 21         | 4         | 0         | 1         | 18         | 1         | 55          | 4          | 2         | 5          | 6          | 383        | .315        |     |     |
| Cox, S.          | .254        | 148        | 560         | 65         | 142         | 222         | 30         | 1         | 16         | 72         | 0         | 6         | 7         | 60         | 5         | 116         | 5          | 0         | 15         | 7          | 396        | .330        |     |     |
| Crawford, C.     | .259        | 63         | 259         | 23         | 67          | 96          | 11         | 6         | 2          | 30         | 6         | 1         | 3         | 9          | 0         | 41          | 9          | 5         | 0          | 1          | 371        | .290        |     |     |
| Escalona, F.     | .217        | 56         | 157         | 17         | 34          | 46          | 8          | 2         | 0          | 9          | 3         | 1         | 7         | 3          | 0         | 44          | 7          | 2         | 2          | 11         | 293        | .262        |     |     |
| Flaherty, J.     | .260        | 74         | 281         | 27         | 73          | 105         | 20         | 0         | 4          | 33         | 2         | 4         | 1         | 15         | 0         | 50          | 2          | 2         | 6          | 4          | 374        | .296        |     |     |
| Gomez, C.        | .265        | 129        | 461         | 51         | 122         | 189         | 31         | 3         | 10         | 46         | 6         | 3         | 7         | 21         | 0         | 58          | 1          | 3         | 8          | 12         | 410        | .305        |     |     |
| Grieve, B.       | .251        | 136        | 482         | 62         | 121         | 208         | 30         | 0         | 19         | 64         | 0         | 2         | 8         | 69         | 5         | 121         | 8          | 2         | 15         | 3          | 432        | .353        |     |     |
| Hall, T.         | .258        | 85         | 330         | 37         | 85          | 124         | 19         | 1         | 6          | 42         | 2         | 3         | 1         | 17         | 3         | 27          | 0          | 1         | 14         | 6          | 376        | .293        |     |     |
| Hoover, P.       | .176        | 5          | 17          | 1          | 3           | 3           | 0          | 0         | 0          | 2          | 0         | 0         | 0         | 0          | 0         | 5           | 0          | 0         | 0          | 0          | 176        | .176        |     |     |
| Huff, A.         | .313        | 113        | 454         | 67         | 142         | 236         | 25         | 0         | 23         | 59         | 0         | 2         | 1         | 37         | 7         | 55          | 4          | 1         | 17         | 8          | 520        | .364        |     |     |
| Johnson, R.      | .216        | 44         | 111         | 15         | 24          | 32          | 5          | 0         | 1          | 12         | 2         | 0         | 1         | 16         | 1         | 22          | 5          | 2         | 2          | 1          | 288        | .320        |     |     |
| McCarty, D.      | .176        | 12         | 34          | 2          | 6           | 9           | 0          | 0         | 1          | 2          | 0         | 0         | 2         | 4          | 0         | 9           | 0          | 0         | 0          | 0          | 265        | .300        |     |     |
| Rolls, D.        | .292        | 21         | 89          | 15         | 26          | 34          | 6          | 1         | 0          | 6          | 1         | 0         | 2         | 3          | 0         | 16          | 2          | 5         | 1          | 3          | 382        | .330        |     |     |
| Sandberg, J.     | .229        | 102        | 358         | 55         | 82          | 159         | 21         | 1         | 18         | 54         | 1         | 2         | 1         | 39         | 3         | 139         | 3          | 2         | 7          | 15         | 444        | .305        |     |     |
| Sheets, A.       | .248        | 40         | 149         | 18         | 37          | 53          | 4          | 0         | 4          | 22         | 1         | 2         | 0         | 12         | 0         | 41          | 2          | 3         | 1          | 1          | 356        | .301        |     |     |
| Smith, B.        | .175        | 17         | 63          | 4          | 11          | 16          | 2          | 0         | 1          | 6          | 0         | 0         | 0         | 3          | 0         | 25          | 0          | 0         | 0          | 4          | 254        | .212        |     |     |
| Smith, J.        | .200        | 24         | 65          | 9          | 13          | 21          | 1          | 2         | 1          | 6          | 2         | 0         | 0         | 2          | 0         | 24          | 3          | 0         | 0          | 6          | 323        | .224        |     |     |
| Tyner, J.        | .214        | 42         | 168         | 17         | 36          | 40          | 2          | 1         | 0          | 9          | 3         | 1         | 1         | 7          | 0         | 19          | 7          | 1         | 1          | 1          | 238        | .249        |     |     |
| Vaughn, G.       | .163        | 69         | 251         | 28         | 41          | 79          | 10         | 2         | 8          | 29         | 0         | 2         | 3         | 41         | 1         | 82          | 3          | 2         | 5          | 1          | 315        | .286        |     |     |
| Winn, R.         | .298        | 152        | 607         | 87         | 181         | 280         | 39         | 9         | 14         | 75         | 1         | 5         | 6         | 55         | 3         | 109         | 27         | 8         | 9          | 3          | 461        | .360        |     |     |
| <b>Tampa Bay</b> | <b>.253</b> | <b>161</b> | <b>5604</b> | <b>673</b> | <b>1418</b> | <b>2184</b> | <b>297</b> | <b>35</b> | <b>133</b> | <b>640</b> | <b>44</b> | <b>36</b> | <b>58</b> | <b>456</b> | <b>29</b> | <b>1115</b> | <b>102</b> | <b>45</b> | <b>116</b> | <b>106</b> | <b>390</b> | <b>.314</b> |     |     |
| <b>Opponents</b> | <b>.279</b> | <b>161</b> | <b>5618</b> | <b>918</b> | <b>1567</b> | <b>2599</b> | <b>337</b> | <b>25</b> | <b>215</b> | <b>876</b> | <b>35</b> | <b>57</b> | <b>94</b> | <b>620</b> | <b>24</b> | <b>925</b>  | <b>92</b>  | <b>53</b> | <b>140</b> | <b>102</b> | <b>463</b> | <b>.357</b> |     |     |

| PITCHER           | R/L | W          | L          | ERA         | G          | GS         | CG        | GF        | SHO        | SV        | IP            | H           | R          | ER         | HR         | HB        | BB         | IBB       | SO          | WP        | BK        | OPP         | AVG |
|-------------------|-----|------------|------------|-------------|------------|------------|-----------|-----------|------------|-----------|---------------|-------------|------------|------------|------------|-----------|------------|-----------|-------------|-----------|-----------|-------------|-----|
|                   |     |            |            |             |            |            |           |           |            |           |               |             |            |            |            |           |            |           |             |           |           |             |     |
| Alvarez, W.       | L   | 2          | 3          | 5.28        | 23         | 10         | 0         | 0         | 3          | 1         | 75.0          | 80          | 47         | 44         | 13         | 4         | 36         | 3         | 56          | 2         | 0         | .272        |     |
| Backe, B.         | R   | 0          | 0          | 6.92        | 9          | 0          | 0         | 0         | 4          | 0         | 13.0          | 15          | 10         | 10         | 3          | 2         | 7          | 0         | 6           | 0         | 0         | .288        |     |
| Brazelton, D.     | R   | 0          | 1          | 4.85        | 2          | 2          | 0         | 0         | 0          | 0         | 13.0          | 12          | 7          | 7          | 3          | 2         | 6          | 0         | 5           | 0         | 0         | .279        |     |
| Carter, L.        | R   | 2          | 0          | 1.33        | 8          | 0          | 0         | 0         | 7          | 2         | 20.1          | 15          | 3          | 3          | 2          | 0         | 5          | 1         | 14          | 0         | 0         | .203        |     |
| Colome, J.        | R   | 2          | 7          | 8.27        | 32         | 0          | 0         | 0         | 15         | 0         | 41.1          | 56          | 41         | 38         | 6          | 2         | 33         | 5         | 33          | 5         | 0         | .341        |     |
| Creek, D.         | L   | 2          | 1          | 6.27        | 29         | 0          | 0         | 0         | 6          | 0         | 37.1          | 39          | 27         | 26         | 8          | 3         | 21         | 1         | 37          | 2         | 0         | .264        |     |
| De Los Santos, L. | R   | 0          | 3          | 11.57       | 3          | 3          | 0         | 0         | 0          | 0         | 14.0          | 24          | 19         | 18         | 5          | 3         | 4          | 0         | 7           | 0         | 0         | .387        |     |
| Gardner, T.       | R   | 1          | 1          | 4.05        | 12         | 0          | 0         | 0         | 3          | 0         | 13.1          | 12          | 11         | 6          | 3          | 3         | 8          | 0         | 8           | 0         | 0         | .235        |     |
| Harper, T.        | R   | 5          | 9          | 5.46        | 37         | 7          | 0         | 0         | 16         | 1         | 85.2          | 101         | 54         | 52         | 14         | 9         | 27         | 3         | 60          | 2         | 0         | .289        |     |
| James, D.         | R   | 0          | 3          | 6.55        | 8          | 6          | 0         | 0         | 2          | 0         | 34.1          | 40          | 25         | 25         | 5          | 1         | 15         | 1         | 17          | 2         | 1         | .301        |     |
| Jimenez, J.       | L   | 0          | 0          | 5.40        | 5          | 0          | 0         | 0         | 4          | 0         | 6.2           | 9           | 4          | 4          | 2          | 0         | 1          | 0         | 5           | 0         | 0         | .333        |     |
| Kennedy, J.       | L   | 8          | 11         | 4.53        | 30         | 30         | 5         | 1         | 0          | 0         | 196.2         | 204         | 114        | 99         | 23         | 16        | 55         | 0         | 109         | 4         | 0         | .269        |     |
| Kent, S.          | L   | 0          | 2          | 5.65        | 34         | 0          | 0         | 0         | 10         | 1         | 57.1          | 67          | 41         | 36         | 6          | 3         | 38         | 0         | 41          | 2         | 3         | .294        |     |
| Martin, T.        | L   | 0          | 0          | 16.20       | 2          | 0          | 0         | 0         | 2          | 0         | 1.2           | 5           | 3          | 3          | 0          | 0         | 1          | 0         | 1           | 0         | 0         | .500        |     |
| Phelps, T.        | R   | 1          | 2          | 4.78        | 26         | 0          | 0         | 0         | 9          | 0         | 37.2          | 30          | 20         | 20         | 7          | 5         | 27         | 0         | 36          | 6         | 2         | .222        |     |
| Rupe, R.          | R   | 5          | 10         | 5.60        | 15         | 15         | 2         | 0         | 0          | 0         | 90.0          | 83          | 60         | 56         | 11         | 10        | 25         | 0         | 67          | 6         | 0         | .243        |     |
| Sosa, J.          | R   | 2          | 7          | 5.53        | 31         | 14         | 0         | 0         | 10         | 0         | 99.1          | 88          | 63         | 61         | 16         | 2         | 54         | 0         | 48          | 5         | 0         | .236        |     |
| Standridge, J.    | R   | 0          | 0          | 9.00        | 1          | 0          | 0         | 0         | 0          | 0         | 3.0           | 7           | 3          | 3          | 1          | 0         | 4          | 0         | 1           | 0         | 0         | .500        |     |
| Sturtze, T.       | R   | 4          | 18         | 5.18        | 33         | 33         | 4         | 0         | 0          | 0         | 224.0         | 271         | 141        | 129        | 33         | 9         | 89         | 2         | 137         | 7         | 2         | .302        |     |
| Wilson, P.        | R   | 6          | 12         | 4.83        | 30         | 30         | 1         | 0         | 0          | 0         | 193.2         | 219         | 113        | 104        | 29         | 13        | 67         | 2         | 111         | 4         | 1         | .287        |     |
| Yan, E.           | R   | 7          | 8          | 4.30        | 55         | 0          | 0         | 0         | 47         | 19        | 69.0          | 70          | 35         | 33         | 10         | 3         | 29         | 1         | 53          | 5         | 1         | .259        |     |
| Zambrano, V.      | R   | 8          | 8          | 5.53        | 42         | 11         | 0         | 0         | 11         | 1         | 114.0         | 120         | 77         | 70         | 15         | 4         | 68         | 5         | 73          | 10        | 0         | .278        |     |
| <b>Tampa Bay</b>  |     | <b>55</b>  | <b>106</b> | <b>5.29</b> | <b>161</b> | <b>161</b> | <b>12</b> | <b>3</b>  | <b>149</b> | <b>25</b> | <b>1440.1</b> | <b>1567</b> | <b>918</b> | <b>846</b> | <b>215</b> | <b>94</b> | <b>620</b> | <b>24</b> | <b>925</b>  | <b>62</b> | <b>10</b> | <b>.279</b> |     |
| <b>Opponents</b>  |     | <b>106</b> | <b>55</b>  | <b>3.83</b> | <b>161</b> | <b>161</b> | <b>7</b>  | <b>14</b> | <b>154</b> | <b>55</b> | <b>1464.1</b> | <b>1418</b> | <b>673</b> | <b>623</b> | <b>133</b> | <b>58</b> | <b>456</b> | <b>29</b> | <b>1115</b> | <b>55</b> | <b>3</b>  | <b>.253</b> |     |

# TB 2001 SEASON REVIEW

**THE RAYS BECAME** the first AL team to lose 100 games since the 1996 Detroit Tigers, but went 24-23 starting Aug 10...during that stretch, the Rays most often used starting lineup had an average age of 25 years: Steve Cox (1B), Brent Abernathy (2B), Chris Gomez (SS), Jared Sandberg (3B), Jason Tyner (LF), Randy Winn (CF), Ben Grieve (RF) and Toby Hall (C). ■ With the trades of Fred McGriff, Mike DiFelice and Albie Lopez, the Rays became the youngest team in the majors in late July...the Rays played a club-record 16 rookies. ■ Handed 20-game winner Roger Clemens two of his three losses and were within one out of handing him a third defeat...the last time an AL team lost 100 games and defeated a 20-game winner was the 1991 Cleveland Indians who beat DET Bill Gulletson (20-9) twice. ■ Went 27-61 during the first half and 35-39 during the second half.

## A.L. EAST STANDINGS

|           | W         | L          | PCT.        | GB          |
|-----------|-----------|------------|-------------|-------------|
| NYG       | 95        | 65         | .594        | -           |
| BOS       | 82        | 79         | .509        | 13.5        |
| TOR       | 80        | 82         | .494        | 16.0        |
| BAL       | 63        | 98         | .391        | 32.5        |
| <b>TB</b> | <b>62</b> | <b>100</b> | <b>.383</b> | <b>34.0</b> |

| PLAYER           | AVG         | G          | AB          | R          | H           | TB          | 2B         | 3B        | HR         | RBI        | SH        | SF        | HP        | BB         | IBB       | SO          | SB         | CS        | GI         |            |             | E           | SLG | OBP |
|------------------|-------------|------------|-------------|------------|-------------|-------------|------------|-----------|------------|------------|-----------|-----------|-----------|------------|-----------|-------------|------------|-----------|------------|------------|-------------|-------------|-----|-----|
|                  |             |            |             |            |             |             |            |           |            |            |           |           |           |            |           |             |            |           | DP         | FP         | TP          |             |     |     |
| Abernathy,B      | .270        | 79         | 304         | 43         | 82          | 116         | 17         | 1         | 5          | 33         | 3         | 1         | 0         | 27         | 1         | 35          | 8          | 3         | 3          | 7          | .382        | .328        |     |     |
| Castilla,V       | .215        | 24         | 93          | 7          | 20          | 32          | 6          | 0         | 2          | 9          | 0         | 0         | 1         | 3          | 0         | 22          | 0          | 0         | 3          | 5          | .344        | .247        |     |     |
| Cox,S            | .257        | 108        | 342         | 37         | 88          | 146         | 22         | 0         | 12         | 51         | 0         | 2         | 10        | 24         | 0         | 75          | 2          | 2         | 11         | 1          | .427        | .323        |     |     |
| DiFelice,M       | .208        | 48         | 149         | 13         | 31          | 44          | 5          | 1         | 2          | 9          | 2         | 2         | 3         | 8          | 0         | 39          | 1          | 1         | 3          | 6          | .295        | .259        |     |     |
| Flaherty,J       | .238        | 78         | 248         | 20         | 59          | 90          | 17         | 1         | 4          | 29         | 5         | 1         | 1         | 10         | 1         | 33          | 1          | 0         | 9          | 7          | .363        | .269        |     |     |
| Gomez,C          | .302        | 58         | 189         | 31         | 57          | 97          | 16         | 0         | 8          | 36         | 4         | 3         | 2         | 8          | 0         | 24          | 3          | 0         | 4          | 7          | .513        | .332        |     |     |
| Grieve,B         | .264        | 154        | 542         | 72         | 143         | 210         | 30         | 2         | 11         | 72         | 0         | 2         | 8         | 87         | 2         | 159         | 7          | 1         | 13         | 4          | .387        | .372        |     |     |
| Guillen,J        | .274        | 41         | 135         | 14         | 37          | 51          | 5          | 0         | 3          | 11         | 0         | 1         | 3         | 6          | 2         | 26          | 2          | 3         | 2          | 3          | .378        | .317        |     |     |
| Hall,T           | .298        | 49         | 188         | 28         | 56          | 84          | 16         | 0         | 4          | 30         | 0         | 1         | 3         | 4          | 0         | 16          | 2          | 2         | 5          | 5          | .447        | .321        |     |     |
| Hoover,P         | .250        | 3          | 4           | 1          | 1           | 1           | 0          | 0         | 0          | 0          | 0         | 0         | 0         | 0          | 0         | 1           | 0          | 0         | 0          | 0          | .250        | .250        |     |     |
| Huff,A           | .248        | 111        | 411         | 42         | 102         | 153         | 25         | 1         | 8          | 45         | 0         | 0         | 0         | 23         | 2         | 72          | 1          | 3         | 18         | 20         | .372        | .288        |     |     |
| Johnson,R        | .294        | 85         | 248         | 32         | 73          | 108         | 19         | 2         | 4          | 33         | 4         | 1         | 1         | 34         | 0         | 57          | 2          | 2         | 2          | 7          | .435        | .380        |     |     |
| Martinez,F       | .247        | 77         | 219         | 24         | 54          | 72          | 13         | 1         | 1          | 14         | 3         | 1         | 5         | 10         | 0         | 46          | 6          | 5         | 8          | 15         | .329        | .294        |     |     |
| McGriff,F        | .318        | 97         | 343         | 40         | 109         | 184         | 18         | 0         | 19         | 61         | 0         | 2         | 0         | 40         | 9         | 69          | 1          | 1         | 7          | 9          | .536        | .387        |     |     |
| Rolls,D          | .262        | 81         | 237         | 33         | 62          | 81          | 11         | 1         | 2          | 12         | 2         | 0         | 0         | 10         | 0         | 47          | 12         | 4         | 5          | 6          | .342        | .291        |     |     |
| Sandberg,J       | .206        | 39         | 136         | 13         | 28          | 38          | 7          | 0         | 1          | 15         | 2         | 0         | 1         | 10         | 0         | 45          | 1          | 0         | 2          | 6          | .279        | .265        |     |     |
| Sheets,A         | .196        | 49         | 153         | 10         | 30          | 41          | 8          | 0         | 1          | 14         | 7         | 2         | 0         | 12         | 0         | 35          | 2          | 0         | 0          | 2          | .268        | .251        |     |     |
| Smith,B          | .105        | 6          | 19          | 1          | 2           | 2           | 0          | 0         | 0          | 1          | 0         | 0         | 0         | 3          | 0         | 10          | 0          | 0         | 1          | 1          | .105        | .227        |     |     |
| Tyner,J          | .280        | 105        | 396         | 51         | 111         | 129         | 8          | 5         | 0          | 21         | 5         | 1         | 3         | 15         | 0         | 42          | 31         | 6         | 6          | 5          | .326        | .311        |     |     |
| Vaughn,G         | .233        | 136        | 485         | 74         | 113         | 210         | 25         | 0         | 24         | 82         | 0         | 3         | 3         | 71         | 7         | 130         | 11         | 5         | 10         | 3          | .433        | .333        |     |     |
| Williams,G       | .207        | 62         | 232         | 30         | 48          | 77          | 17         | 0         | 4          | 17         | 3         | 0         | 4         | 13         | 0         | 42          | 10         | 4         | 8          | 2          | .332        | .261        |     |     |
| Winn,R           | .273        | 128        | 429         | 54         | 117         | 172         | 25         | 6         | 6          | 50         | 5         | 2         | 6         | 38         | 0         | 81          | 12         | 10        | 10         | 5          | .401        | .339        |     |     |
| <b>Tampa Bay</b> | <b>.258</b> | <b>162</b> | <b>5524</b> | <b>672</b> | <b>1426</b> | <b>2142</b> | <b>311</b> | <b>21</b> | <b>121</b> | <b>645</b> | <b>45</b> | <b>25</b> | <b>54</b> | <b>456</b> | <b>24</b> | <b>1116</b> | <b>115</b> | <b>52</b> | <b>130</b> | <b>139</b> | <b>.388</b> | <b>.320</b> |     |     |
| <b>Opponents</b> | <b>.273</b> | <b>162</b> | <b>5544</b> | <b>887</b> | <b>1513</b> | <b>2504</b> | <b>312</b> | <b>29</b> | <b>207</b> | <b>854</b> | <b>36</b> | <b>64</b> | <b>75</b> | <b>569</b> | <b>21</b> | <b>1030</b> | <b>113</b> | <b>44</b> | <b>115</b> | <b>92</b>  | <b>.452</b> | <b>.345</b> |     |     |

| PITCHER          | R/L | W          | L          | ERA         | G          | GS         | CG       | GF         | SHO       | SV        | IP            | H           | R          | ER         | HR         | HB        | BB         | IBB       | SO          | WP        | BK        | OPP         | AVG |
|------------------|-----|------------|------------|-------------|------------|------------|----------|------------|-----------|-----------|---------------|-------------|------------|------------|------------|-----------|------------|-----------|-------------|-----------|-----------|-------------|-----|
|                  |     |            |            |             |            |            |          |            |           |           |               |             |            |            |            |           |            |           |             |           |           |             |     |
| Bierbrodt,N      | L   | 3          | 4          | 4.55        | 11         | 11         | 0        | 0          | 0         | 0         | 61.1          | 71          | 38         | 31         | 11         | 4         | 27         | 1         | 56          | 3         | 0         | .285        |     |
| Callaway,M       | R   | 0          | 0          | 7.20        | 2          | 0          | 0        | 2          | 0         | 0         | 5.0           | 3           | 4          | 4          | 2          | 0         | 2          | 0         | 2           | 0         | 0         | .167        |     |
| Colome,J         | R   | 2          | 3          | 3.33        | 30         | 0          | 0        | 9          | 0         | 0         | 48.2          | 37          | 22         | 18         | 8          | 2         | 25         | 4         | 31          | 2         | 0         | .208        |     |
| Creek,D          | L   | 2          | 5          | 4.31        | 66         | 0          | 0        | 16         | 0         | 0         | 62.2          | 51          | 34         | 30         | 7          | 4         | 49         | 5         | 66          | 4         | 0         | .230        |     |
| Flore,T          | R   | 0          | 0          | 5.40        | 3          | 0          | 0        | 3          | 0         | 0         | 3.1           | 4           | 2          | 2          | 0          | 1         | 1          | 0         | 3           | 1         | 0         | .308        |     |
| Harper,T         | R   | 0          | 2          | 7.71        | 2          | 2          | 0        | 0          | 0         | 0         | 7.0           | 15          | 11         | 6          | 5          | 0         | 3          | 0         | 2           | 1         | 0         | .455        |     |
| Hill,K           | R   | 0          | 1          | 12.27       | 5          | 0          | 0        | 1          | 0         | 0         | 7.1           | 10          | 11         | 10         | 4          | 1         | 5          | 2         | 2           | 2         | 0         | .333        |     |
| Judd,M           | R   | 1          | 0          | 4.05        | 8          | 2          | 0        | 2          | 0         | 0         | 20.0          | 19          | 14         | 9          | 2          | 1         | 10         | 0         | 11          | 0         | 0         | .250        |     |
| Kennedy,J        | L   | 7          | 8          | 4.44        | 20         | 20         | 0        | 0          | 0         | 0         | 117.2         | 122         | 63         | 58         | 16         | 3         | 34         | 0         | 78          | 5         | 1         | .269        |     |
| Lopez,A          | R   | 5          | 12         | 5.34        | 20         | 20         | 1        | 0          | 1         | 0         | 124.2         | 152         | 87         | 74         | 16         | 4         | 51         | 1         | 67          | 1         | 1         | .302        |     |
| Meacham,R        | R   | 1          | 3          | 5.60        | 24         | 0          | 0        | 5          | 0         | 0         | 35.1          | 39          | 24         | 22         | 3          | 2         | 10         | 0         | 13          | 2         | 0         | .277        |     |
| Pelphs,T         | R   | 2          | 2          | 3.48        | 49         | 0          | 0        | 15         | 0         | 5         | 62.0          | 53          | 30         | 24         | 6          | 3         | 24         | 1         | 54          | 2         | 1         | .226        |     |
| Prieto,A         | R   | 0          | 0          | 2.45        | 3          | 0          | 0        | 2          | 0         | 0         | 3.2           | 6           | 1          | 1          | 0          | 1         | 2          | 0         | 2           | 0         | 0         | .375        |     |
| Rekar,B          | R   | 3          | 13         | 5.89        | 25         | 25         | 0        | 0          | 0         | 0         | 140.2         | 167         | 104        | 92         | 21         | 6         | 45         | 2         | 87          | 6         | 1         | .294        |     |
| Rose,B           | R   | 0          | 2          | 8.85        | 7          | 3          | 0        | 2          | 0         | 0         | 20.1          | 31          | 20         | 20         | 4          | 0         | 12         | 0         | 11          | 7         | 0         | .356        |     |
| Rupe,R           | R   | 5          | 12         | 6.59        | 28         | 26         | 0        | 0          | 0         | 0         | 143.1         | 161         | 111        | 105        | 30         | 11        | 48         | 0         | 123         | 7         | 1         | .283        |     |
| Seay,R           | L   | 1          | 1          | 6.23        | 12         | 0          | 0        | 4          | 0         | 0         | 13.0          | 13          | 11         | 9          | 3          | 1         | 5          | 1         | 12          | 1         | 0         | .260        |     |
| Standridge,J     | R   | 0          | 0          | 4.66        | 9          | 1          | 0        | 6          | 0         | 0         | 19.1          | 19          | 10         | 10         | 5          | 0         | 14         | 1         | 9           | 0         | 0         | .260        |     |
| Sturtz,T         | R   | 11         | 12         | 4.42        | 39         | 27         | 0        | 6          | 0         | 1         | 195.1         | 200         | 98         | 96         | 23         | 9         | 79         | 0         | 110         | 11        | 0         | .271        |     |
| Wallace,J        | L   | 0          | 3          | 3.40        | 29         | 1          | 0        | 9          | 0         | 0         | 50.1          | 43          | 26         | 19         | 4          | 1         | 37         | 0         | 38          | 3         | 1         | .232        |     |
| Wheeler,D        | R   | 1          | 0          | 8.66        | 13         | 0          | 0        | 3          | 0         | 0         | 17.2          | 30          | 17         | 17         | 3          | 0         | 5          | 0         | 12          | 1         | 0         | .375        |     |
| Wilson,P         | R   | 8          | 9          | 4.88        | 37         | 24         | 0        | 6          | 0         | 0         | 151.1         | 165         | 94         | 82         | 21         | 13        | 52         | 2         | 119         | 7         | 0         | .278        |     |
| Yan,E            | R   | 4          | 6          | 3.90        | 54         | 0          | 0        | 51         | 0         | 22        | 62.1          | 64          | 34         | 27         | 7          | 5         | 11         | 1         | 64          | 5         | 0         | .262        |     |
| Zambrano,V       | R   | 6          | 2          | 3.16        | 36         | 0          | 0        | 19         | 0         | 2         | 51.1          | 38          | 21         | 18         | 6          | 3         | 18         | 0         | 58          | 4         | 0         | .201        |     |
| <b>Tampa Bay</b> |     | <b>62</b>  | <b>100</b> | <b>4.94</b> | <b>162</b> | <b>162</b> | <b>1</b> | <b>161</b> | <b>6</b>  | <b>30</b> | <b>1423.2</b> | <b>1513</b> | <b>887</b> | <b>718</b> | <b>207</b> | <b>75</b> | <b>569</b> | <b>21</b> | <b>1030</b> | <b>75</b> | <b>7</b>  | <b>.273</b> |     |
| <b>Opponents</b> |     | <b>100</b> | <b>62</b>  | <b>3.77</b> | <b>162</b> | <b>162</b> | <b>8</b> | <b>154</b> | <b>12</b> | <b>46</b> | <b>1442.2</b> | <b>1426</b> | <b>672</b> | <b>604</b> | <b>121</b> | <b>54</b> | <b>456</b> | <b>24</b> | <b>1116</b> | <b>35</b> | <b>10</b> | <b>.258</b> |     |

ORGANIZATION COACHES & STAFF 40-MAN ROSTER NON-ROSTER INVITES RECORDS & HISTORY YEARLY SUMMARIES 2001 Season Review OPPONENTS MINOR LEAGUE OPERATIONS BROADCAST INFORMATION TROPICANA FIELD & MISC.

# TB 2000 SEASON REVIEW

**DUE TO INJURIES**, the Rays had employed 38 players by May 28...through the team's first 79 games, the Rays had lost Jose Canseco (heel), Vinny Castilla (rib, back), Greg Vaughn (hamstring) and Gerald Williams (hip) for a combined total of 84 days due to injury...Castilla, Vaughn and Canseco were all on the DL at the same time June 18 through July 3...the Rays had Jose Canseco, Fred McGriff, Greg Vaughn and Vinny Castilla in the lineup together for only 38 of 109 games before Canseco was claimed by the Yankees on Aug 7. ■ Had 47 games decided in the last inning (they were 23-24), most in the majors. ■ Had 20 games decided in walk-off fashion, tied with Kansas City and Milwaukee for 2nd most in the majors behind Los Angeles (21)...the Rays were tied for 3rd in the majors and 2nd in the AL in walk-off wins with 11.

## A.L. EAST STANDINGS

|            | W  | L  | PCT. | GB   |
|------------|----|----|------|------|
| NY Yankees | 87 | 74 | .540 | -    |
| Boston     | 85 | 77 | .525 | 2.5  |
| Toronto    | 83 | 79 | .512 | 4.5  |
| Baltimore  | 74 | 88 | .457 | 13.5 |
| Tampa Bay  | 69 | 92 | .429 | 18.0 |

| PLAYER           | AVG         | G          | AB          | R          | H           | TB          | 2B         | 3B        | HR         | RBI        | SH        | SF        | HP        | BB         | IBB       | SO          | SB         | CS        | GI         |            |            | E           | SLG | OBP |
|------------------|-------------|------------|-------------|------------|-------------|-------------|------------|-----------|------------|------------|-----------|-----------|-----------|------------|-----------|-------------|------------|-----------|------------|------------|------------|-------------|-----|-----|
|                  |             |            |             |            |             |             |            |           |            |            |           |           |           |            |           |             |            |           | DP         | DP         | DP         |             |     |     |
| Cairo, M         | .261        | 119        | 375         | 49         | 98          | 123         | 18         | 2         | 1          | 34         | 6         | 5         | 2         | 29         | 0         | 34          | 28         | 7         | 7          | 9          | 328        | .314        |     |     |
| Canseco, J       | .257        | 61         | 218         | 31         | 56          | 98          | 15         | 0         | 9          | 30         | 0         | 1         | 4         | 41         | 1         | 65          | 2          | 0         | 5          | 0          | 450        | .383        |     |     |
| Castilla, V      | .221        | 85         | 331         | 22         | 73          | 102         | 9          | 1         | 6          | 42         | 0         | 6         | 3         | 14         | 3         | 41          | 1          | 2         | 9          | 8          | 308        | .254        |     |     |
| Cox, S           | .283        | 116        | 318         | 44         | 90          | 144         | 19         | 1         | 11         | 35         | 0         | 1         | 4         | 46         | 2         | 47          | 1          | 2         | 9          | 8          | 453        | .379        |     |     |
| DiFelice, M      | .240        | 60         | 204         | 23         | 49          | 82          | 13         | 1         | 6          | 19         | 5         | 2         | 0         | 12         | 0         | 40          | 0          | 0         | 8          | 8          | 402        | .280        |     |     |
| Flaherty, J      | .261        | 109        | 394         | 36         | 103         | 148         | 15         | 0         | 10         | 39         | 2         | 2         | 0         | 20         | 2         | 57          | 0          | 0         | 11         | 5          | 376        | .296        |     |     |
| Graffanino, T    | .300        | 13         | 20          | 8          | 6           | 7           | 1          | 0         | 0          | 1          | 0         | 0         | 1         | 1          | 0         | 2           | 0          | 0         | 1          | 0          | 350        | .364        |     |     |
| Guillen, J       | .253        | 105        | 316         | 40         | 80          | 136         | 16         | 5         | 10         | 41         | 2         | 0         | 13        | 18         | 1         | 65          | 3          | 1         | 6          | 4          | 430        | .320        |     |     |
| Guillen, O       | .243        | 63         | 107         | 22         | 26          | 36          | 4          | 0         | 2          | 12         | 1         | 0         | 0         | 6          | 0         | 7           | 1          | 0         | 1          | 5          | 336        | .283        |     |     |
| Huff, A          | .287        | 39         | 122         | 12         | 35          | 54          | 7          | 0         | 4          | 14         | 0         | 1         | 1         | 5          | 1         | 18          | 0          | 0         | 6          | 5          | 443        | .318        |     |     |
| Johnson, R       | .254        | 74         | 185         | 28         | 47          | 61          | 8          | 0         | 2          | 17         | 3         | 1         | 1         | 25         | 0         | 30          | 4          | 1         | 4          | 5          | 330        | .344        |     |     |
| Martinez, D      | .260        | 29         | 104         | 12         | 27          | 38          | 4          | 2         | 1          | 12         | 1         | 2         | 0         | 10         | 1         | 17          | 1          | 4         | 1          | 0          | 365        | .319        |     |     |
| Martinez, F      | .214        | 106        | 299         | 42         | 64          | 89          | 11         | 4         | 2          | 17         | 12        | 2         | 8         | 32         | 0         | 68          | 9          | 3         | 4          | 14         | 298        | .305        |     |     |
| McCracken, Q     | .129        | 15         | 31          | 5          | 4           | 0           | 0          | 0         | 0          | 2          | 0         | 0         | 0         | 6          | 0         | 4           | 0          | 1         | 3          | 0          | 129        | .270        |     |     |
| McGriff, F       | .277        | 158        | 566         | 82         | 157         | 256         | 18         | 0         | 27         | 106        | 0         | 7         | 0         | 91         | 10        | 120         | 2          | 0         | 16         | 10         | 452        | .373        |     |     |
| Perry, H         | .214        | 7          | 28          | 2          | 6           | 7           | 1          | 0         | 0          | 1          | 0         | 0         | 0         | 2          | 0         | 7           | 0          | 0         | 0          | 1          | 250        | .267        |     |     |
| Smith, B         | .234        | 49         | 175         | 21         | 41          | 67          | 8          | 0         | 6          | 26         | 0         | 1         | 1         | 14         | 1         | 59          | 2          | 2         | 6          | 8          | 383        | .293        |     |     |
| Stocker, K       | .263        | 40         | 114         | 20         | 30          | 45          | 7          | 1         | 2          | 8          | 2         | 0         | 2         | 19         | 0         | 27          | 1          | 2         | 3          | 11         | 395        | .378        |     |     |
| Timmons, O       | .341        | 12         | 41          | 9          | 14          | 29          | 3          | 0         | 4          | 13         | 0         | 0         | 0         | 1          | 0         | 7           | 0          | 0         | 2          | 0          | 707        | .357        |     |     |
| Trammell, B      | .275        | 66         | 189         | 19         | 52          | 88          | 11         | 2         | 7          | 33         | 0         | 1         | 2         | 21         | 0         | 30          | 3          | 0         | 5          | 0          | 466        | .352        |     |     |
| Tyner, J         | .241        | 37         | 83          | 6          | 20          | 22          | 2          | 0         | 0          | 8          | 5         | 1         | 1         | 4          | 0         | 12          | 6          | 1         | 1          | 0          | 265        | .281        |     |     |
| Vaughn, G        | .254        | 127        | 461         | 83         | 117         | 230         | 27         | 1         | 28         | 74         | 0         | 2         | 2         | 80         | 3         | 128         | 8          | 1         | 10         | 1          | 499        | .365        |     |     |
| Williams, G      | .274        | 146        | 632         | 87         | 173         | 270         | 30         | 2         | 21         | 89         | 9         | 4         | 3         | 34         | 0         | 103         | 12         | 12        | 6          | 6          | 427        | .312        |     |     |
| Winn, R          | .252        | 51         | 159         | 28         | 40          | 48          | 5          | 0         | 1          | 16         | 2         | 1         | 2         | 26         | 0         | 25          | 6          | 7         | 2          | 1          | 302        | .362        |     |     |
| <b>Tampa Bay</b> | <b>.257</b> | <b>161</b> | <b>5505</b> | <b>733</b> | <b>1414</b> | <b>2197</b> | <b>253</b> | <b>22</b> | <b>162</b> | <b>692</b> | <b>52</b> | <b>40</b> | <b>50</b> | <b>559</b> | <b>25</b> | <b>1022</b> | <b>90</b>  | <b>46</b> | <b>126</b> | <b>118</b> | <b>399</b> | <b>.329</b> |     |     |
| <b>Opponents</b> | <b>.278</b> | <b>161</b> | <b>5595</b> | <b>842</b> | <b>1553</b> | <b>2526</b> | <b>307</b> | <b>36</b> | <b>198</b> | <b>804</b> | <b>42</b> | <b>45</b> | <b>66</b> | <b>533</b> | <b>33</b> | <b>955</b>  | <b>114</b> | <b>46</b> | <b>136</b> | <b>104</b> | <b>451</b> | <b>.345</b> |     |     |

| PITCHER          | R/L | W         | L         | ERA         | G          | GS         | CG        | GF         | SH       | SV        | IP            | H           | R          | ER         | HR         | HB        | BB         | IBB       | SO          | WP        | BK       | OPP         | AVG |    |
|------------------|-----|-----------|-----------|-------------|------------|------------|-----------|------------|----------|-----------|---------------|-------------|------------|------------|------------|-----------|------------|-----------|-------------|-----------|----------|-------------|-----|----|
|                  |     |           |           |             |            |            |           |            |          |           |               |             |            |            |            |           |            |           |             |           |          |             |     | DP |
| Creek, D         | L   | 1         | 3         | 4.60        | 45         | 0          | 0         | 8          | 0        | 1         | 60.2          | 49          | 33         | 31         | 10         | 2         | 39         | 3         | 73          | 3         | 0        | 224         |     |    |
| Eiland, D        | R   | 2         | 3         | 7.24        | 17         | 10         | 0         | 1          | 0        | 0         | 54.2          | 77          | 46         | 44         | 8          | 4         | 18         | 0         | 17          | 1         | 0        | 326         |     |    |
| Enders, T        | L   | 0         | 1         | 10.61       | 9          | 0          | 0         | 4          | 0        | 0         | 9.1           | 14          | 13         | 11         | 2          | 0         | 5          | 0         | 5           | 0         | 0        | 359         |     |    |
| Fiore, T         | R   | 1         | 1         | 8.40        | 11         | 0          | 0         | 3          | 0        | 0         | 15.0          | 21          | 16         | 14         | 3          | 2         | 9          | 2         | 8           | 1         | 0        | 333         |     |    |
| Gooden, D        | R   | 2         | 3         | 6.63        | 8          | 8          | 0         | 0          | 0        | 0         | 36.2          | 47          | 32         | 27         | 14         | 3         | 20         | 0         | 23          | 2         | 0        | 315         |     |    |
| Guthrie, M       | L   | 1         | 1         | 4.50        | 34         | 0          | 0         | 7          | 0        | 0         | 32.0          | 33          | 18         | 16         | 4          | 0         | 18         | 5         | 26          | 7         | 0        | 262         |     |    |
| Guzman, J        | R   | 0         | 1         | 43.20       | 1          | 1          | 0         | 0          | 0        | 0         | 1.2           | 7           | 8          | 8          | 2          | 0         | 2          | 0         | 3           | 0         | 0        | 636         |     |    |
| Harper, T        | R   | 1         | 2         | 4.78        | 6          | 5          | 1         | 0          | 1        | 0         | 32.0          | 30          | 17         | 17         | 5          | 1         | 15         | 0         | 14          | 1         | 0        | 244         |     |    |
| Hernandez, R     | R   | 4         | 7         | 3.19        | 68         | 0          | 0         | 58         | 0        | 32        | 73.1          | 76          | 33         | 26         | 9          | 3         | 23         | 1         | 61          | 2         | 1        | 272         |     |    |
| Lidle, C         | R   | 4         | 6         | 5.03        | 31         | 11         | 5         | 0          | 0        | 0         | 96.2          | 114         | 61         | 54         | 13         | 3         | 29         | 3         | 62          | 6         | 0        | 294         |     |    |
| Lopez, A         | R   | 11        | 13        | 4.13        | 45         | 24         | 4         | 10         | 1        | 2         | 185.1         | 199         | 95         | 85         | 24         | 1         | 70         | 3         | 96          | 4         | 1        | 277         |     |    |
| Mecir, J         | R   | 7         | 2         | 3.08        | 38         | 0          | 0         | 10         | 0        | 1         | 49.2          | 35          | 17         | 17         | 2          | 1         | 22         | 0         | 33          | 0         | 0        | 201         |     |    |
| Morris Jr., J    | L   | 0         | 0         | 4.35        | 16         | 0          | 0         | 3          | 0        | 0         | 10.1          | 10          | 9          | 5          | 1          | 0         | 7          | 1         | 10          | 1         | 0        | 250         |     |    |
| Rekar, B         | R   | 7         | 10        | 4.41        | 30         | 27         | 2         | 2          | 0        | 0         | 173.1         | 200         | 92         | 85         | 22         | 4         | 39         | 0         | 95          | 5         | 0        | 292         |     |    |
| Rupe, R          | R   | 5         | 6         | 6.92        | 18         | 18         | 0         | 0          | 0        | 0         | 91.0          | 121         | 75         | 70         | 19         | 9         | 31         | 3         | 61          | 4         | 0        | 321         |     |    |
| Sparks, J        | R   | 0         | 1         | 3.54        | 15         | 0          | 0         | 4          | 0        | 0         | 20.1          | 13          | 8          | 8          | 2          | 2         | 18         | 1         | 24          | 3         | 0        | 186         |     |    |
| Sturtze, T       | R   | 4         | 0         | 2.56        | 19         | 5          | 0         | 7          | 0        | 0         | 52.2          | 47          | 16         | 15         | 4          | 1         | 14         | 1         | 38          | 1         | 0        | 236         |     |    |
| Taylor, B        | R   | 1         | 3         | 8.56        | 17         | 0          | 0         | 7          | 0        | 0         | 13.2          | 13          | 13         | 13         | 2          | 2         | 9          | 2         | 13          | 0         | 0        | 255         |     |    |
| Trachsel, S      | R   | 6         | 10        | 4.58        | 23         | 23         | 3         | 0          | 1        | 0         | 137.2         | 160         | 76         | 70         | 16         | 6         | 49         | 1         | 78          | 3         | 0        | 294         |     |    |
| Wheeler, D       | R   | 1         | 1         | 5.48        | 11         | 2          | 0         | 6          | 0        | 0         | 23.0          | 29          | 14         | 14         | 2          | 2         | 11         | 2         | 17          | 2         | 0        | 302         |     |    |
| White, R         | R   | 3         | 6         | 3.41        | 44         | 0          | 0         | 8          | 0        | 2         | 71.1          | 57          | 30         | 27         | 7          | 5         | 26         | 3         | 47          | 3         | 0        | 220         |     |    |
| Wilson, P        | R   | 1         | 4         | 3.35        | 11         | 7          | 0         | 0          | 0        | 0         | 51.0          | 38          | 20         | 19         | 1          | 4         | 16         | 2         | 40          | 1         | 0        | 209         |     |    |
| Yan, E           | R   | 7         | 8         | 6.21        | 43         | 20         | 0         | 8          | 0        | 0         | 137.2         | 158         | 98         | 95         | 26         | 11        | 42         | 0         | 111         | 7         | 1        | 285         |     |    |
| <b>Tampa Bay</b> |     | <b>69</b> | <b>92</b> | <b>4.86</b> | <b>161</b> | <b>161</b> | <b>10</b> | <b>151</b> | <b>8</b> | <b>38</b> | <b>1431.1</b> | <b>1553</b> | <b>842</b> | <b>773</b> | <b>198</b> | <b>66</b> | <b>533</b> | <b>33</b> | <b>955</b>  | <b>57</b> | <b>3</b> | <b>.278</b> |     |    |
| <b>Opponents</b> |     | <b>92</b> | <b>69</b> | <b>4.13</b> | <b>161</b> | <b>161</b> | <b>13</b> | <b>148</b> | <b>8</b> | <b>47</b> | <b>1444.1</b> | <b>1414</b> | <b>733</b> | <b>662</b> | <b>162</b> | <b>50</b> | <b>559</b> | <b>25</b> | <b>1022</b> | <b>59</b> | <b>3</b> | <b>.257</b> |     |    |





# 1999 SEASON REVIEW

**THE RAYS SUFFERED THE MOST INJURIES** in the major leagues in 1999...the Rays put 18 different players on the disabled list (22 total moves to the DL) after Opening Day...that number doesn't include INF Aaron Ledesma who dislocated his left thumb in the final spring training game and was out until May 12, or Randy Winn who was out from Sep 5 to Oct 2 with a sprained right ankle. ■ All told, the 22 in-season moves accounted for 863 days on the DL...15 of the Rays 25-man Opening Day roster spent time on the disabled list including eight of the 11 pitchers and four of the five pitchers in the club's season-opening rotation...of the 13 pitchers who started a game for the Rays in 1999, eight spent time on the DL.

■ On May 22, the Rays were 22-20, 2nd-best record ever by a second-year expansion team, but an injury-ridden, 16-day span, May 12-28, left the Rays reeling.

## A.L. EAST STANDINGS

|           | W         | L         | PCT.        | GB          |
|-----------|-----------|-----------|-------------|-------------|
| NYG       | 98        | 64        | .605        | -           |
| BOS       | 94        | 68        | .580        | 4.0         |
| TOR       | 84        | 78        | .519        | 14.0        |
| BAL       | 78        | 84        | .481        | 20.0        |
| <b>TB</b> | <b>69</b> | <b>93</b> | <b>.426</b> | <b>29.0</b> |

| PLAYER           | AVG         | G          | AB          | R          | H           | TB          | 2B         | 3B        | HR         | RBI        | SH        | SF        | HP        | BB         | IBB       | SO          | SB         | CS        | GI         |            | E           | SLG         | OBP |
|------------------|-------------|------------|-------------|------------|-------------|-------------|------------|-----------|------------|------------|-----------|-----------|-----------|------------|-----------|-------------|------------|-----------|------------|------------|-------------|-------------|-----|
|                  |             |            |             |            |             |             |            |           |            |            |           |           |           |            |           |             |            |           | DP         | FP         |             |             |     |
| Boggs,W          | .301        | 90         | 292         | 40         | 88          | 110         | 14         | 1         | 2          | 29         | 0         | 4         | 0         | 38         | 2         | 23          | 1          | 0         | 14         | 9          | .377        | .377        |     |
| Butler,R         | .150        | 7          | 20          | 2          | 3           | 4           | 1          | 0         | 0          | 0          | 0         | 0         | 0         | 2          | 0         | 4           | 0          | 0         | 0          | 0          | .200        | .227        |     |
| Cairo,M          | .295        | 120        | 465         | 61         | 137         | 171         | 15         | 5         | 3          | 36         | 7         | 5         | 7         | 24         | 0         | 46          | 22         | 7         | 13         | 9          | .368        | .335        |     |
| Canseco,J        | .279        | 113        | 430         | 75         | 120         | 242         | 18         | 1         | 34         | 95         | 0         | 7         | 7         | 58         | 3         | 135         | 3          | 0         | 14         | 0          | .563        | .369        |     |
| Clyburn,D        | .198        | 28         | 81          | 8          | 16          | 29          | 4          | 0         | 3          | 5          | 0         | 0         | 1         | 7          | 0         | 21          | 0          | 0         | 5          | 0          | .358        | .270        |     |
| Cox,S            | .211        | 6          | 19          | 0          | 4           | 5           | 1          | 0         | 0          | 0          | 0         | 0         | 0         | 0          | 0         | 2           | 0          | 0         | 2          | 0          | .263        | .211        |     |
| DiFelice,M       | .307        | 51         | 179         | 21         | 55          | 84          | 11         | 0         | 6          | 27         | 0         | 1         | 3         | 8          | 0         | 23          | 0          | 0         | 1          | 5          | .469        | .346        |     |
| Flaherty,J       | .278        | 117        | 446         | 53         | 124         | 185         | 19         | 0         | 14         | 71         | 1         | 10        | 6         | 19         | 0         | 64          | 0          | 2         | 14         | 6          | .415        | .310        |     |
| Graffanino,T     | .315        | 39         | 130         | 20         | 41          | 64          | 9          | 4         | 2          | 19         | 2         | 0         | 1         | 9          | 0         | 22          | 3          | 2         | 1          | 5          | .492        | .364        |     |
| Gillen,J         | .244        | 47         | 168         | 24         | 41          | 57          | 10         | 0         | 2          | 13         | 0         | 1         | 7         | 10         | 1         | 36          | 0          | 0         | 9          | 3          | .339        | .312        |     |
| Lamb,D           | .226        | 55         | 124         | 18         | 28          | 38          | 5          | 1         | 1          | 13         | 0         | 0         | 0         | 10         | 0         | 18          | 0          | 1         | 4          | 9          | .306        | .284        |     |
| Ledesma,A        | .265        | 93         | 294         | 32         | 78          | 93          | 15         | 0         | 30         | 1          | 0         | 3         | 14        | 1          | 35        | 1           | 1          | 14        | 10         | .316       | .305        |             |     |
| Lowery,T         | .259        | 66         | 185         | 25         | 48          | 71          | 15         | 1         | 2          | 17         | 0         | 1         | 1         | 19         | 0         | 53          | 0          | 2         | 1          | 3          | .384        | .330        |     |
| Martinez,D       | .284        | 143        | 514         | 79         | 146         | 199         | 25         | 5         | 6          | 66         | 10        | 5         | 5         | 60         | 3         | 76          | 13         | 6         | 6          | 4          | .387        | .361        |     |
| McCracken,Q      | .250        | 40         | 148         | 20         | 37          | 48          | 6          | 1         | 1          | 18         | 1         | 1         | 1         | 14         | 0         | 23          | 6          | 5         | 7          | 1          | .324        | .317        |     |
| McGriff,F        | .310        | 144        | 529         | 75         | 164         | 292         | 30         | 1         | 32         | 104        | 0         | 4         | 1         | 86         | 11        | 107         | 1          | 0         | 12         | 13         | .552        | .405        |     |
| Perry,H          | .254        | 66         | 209         | 29         | 53          | 83          | 10         | 1         | 6          | 32         | 0         | 4         | 10        | 16         | 1         | 42          | 0          | 0         | 13         | 5          | .397        | .331        |     |
| Smith,B          | .181        | 68         | 199         | 18         | 36          | 51          | 4          | 1         | 3          | 19         | 2         | 1         | 1         | 16         | 0         | 64          | 4          | 4         | 8          | 11         | .256        | .244        |     |
| Sorrento,P       | .235        | 99         | 294         | 40         | 69          | 118         | 14         | 1         | 11         | 42         | 0         | 1         | 4         | 29         | 1         | 101         | 1          | 1         | 4          | 5          | .401        | .351        |     |
| Stocker,K        | .299        | 79         | 254         | 39         | 76          | 94          | 11         | 2         | 1          | 27         | 4         | 0         | 4         | 24         | 0         | 41          | 9          | 7         | 4          | 16         | .370        | .369        |     |
| Trammell,B       | .290        | 82         | 283         | 49         | 82          | 143         | 19         | 0         | 14         | 39         | 0         | 1         | 1         | 43         | 1         | 37          | 0          | 2         | 7          | 1          | .505        | .384        |     |
| Winn,R           | .267        | 79         | 303         | 44         | 81          | 111         | 16         | 4         | 2          | 24         | 1         | 2         | 1         | 17         | 0         | 63          | 9          | 9         | 3          | 1          | .366        | .307        |     |
| <b>Tampa Bay</b> | <b>.274</b> | <b>162</b> | <b>5586</b> | <b>772</b> | <b>1531</b> | <b>2296</b> | <b>272</b> | <b>29</b> | <b>145</b> | <b>728</b> | <b>30</b> | <b>48</b> | <b>64</b> | <b>544</b> | <b>24</b> | <b>1042</b> | <b>73</b>  | <b>49</b> | <b>157</b> | <b>135</b> | <b>.411</b> | <b>.343</b> |     |
| <b>Opponents</b> | <b>.286</b> | <b>162</b> | <b>5610</b> | <b>913</b> | <b>1606</b> | <b>2508</b> | <b>324</b> | <b>31</b> | <b>172</b> | <b>860</b> | <b>42</b> | <b>53</b> | <b>79</b> | <b>695</b> | <b>25</b> | <b>1055</b> | <b>101</b> | <b>69</b> | <b>166</b> | <b>104</b> | <b>.447</b> | <b>.370</b> |     |

| PITCHER          | R/L       | W         | L           | ERA        | G          | CG        | GS         | GF       | SHO       | SV            | IP          | H          | R          | ER         | HR        | HB         | BB        | IBB         | SO        | WP       | BK          | OPP  | AVG |
|------------------|-----------|-----------|-------------|------------|------------|-----------|------------|----------|-----------|---------------|-------------|------------|------------|------------|-----------|------------|-----------|-------------|-----------|----------|-------------|------|-----|
|                  |           |           |             |            |            |           |            |          |           |               |             |            |            |            |           |            |           |             |           |          |             |      |     |
| Alvarez,W        | L         | 9         | 9           | 4.22       | 28         | 28        | 1          | 0        | 0         | 0             | 160.0       | 159        | 92         | 75         | 22        | 6          | 79        | 1           | 128       | 3        | 0           | .260 |     |
| Arrojo,R         | R         | 7         | 12          | 5.18       | 24         | 24        | 2          | 0        | 0         | 0             | 140.2       | 162        | 84         | 81         | 23        | 14         | 60        | 2           | 107       | 2        | 0           | .296 |     |
| Callaway,M       | R         | 1         | 2           | 7.45       | 5          | 4         | 0          | 0        | 0         | 0             | 19.1        | 30         | 20         | 16         | 2         | 0          | 14        | 1           | 11        | 1        | 0           | .357 |     |
| Charlton,N       | L         | 2         | 3           | 4.44       | 42         | 0         | 0          | 9        | 0         | 0             | 50.2        | 49         | 29         | 25         | 4         | 1          | 36        | 0           | 45        | 4        | 0           | .257 |     |
| Duval,M          | L         | 1         | 1           | 4.05       | 40         | 0         | 0          | 7        | 0         | 0             | 40.0        | 46         | 21         | 18         | 5         | 2          | 27        | 1           | 18        | 4        | 1           | .293 |     |
| Eiland,D         | R         | 4         | 8           | 5.60       | 21         | 15        | 0          | 0        | 0         | 0             | 80.1        | 98         | 59         | 50         | 2         | 1          | 3         | 27          | 1         | 53       | 2           | .294 |     |
| Gaillard,E       | R         | 1         | 0           | 2.08       | 8          | 0         | 0          | 1        | 0         | 0             | 8.2         | 12         | 9          | 2          | 1         | 4          | 0         | 7           | 0         | 0        | 0           | .324 |     |
| Hernandez,R      | R         | 2         | 3           | 3.07       | 72         | 0         | 0          | 66       | 0         | 43            | 73.1        | 68         | 27         | 25         | 1         | 4          | 33        | 1           | 69        | 3        | 0           | .245 |     |
| Lidle,C          | R         | 1         | 0           | 7.20       | 5          | 1         | 0          | 1        | 0         | 0             | 5.0         | 8          | 4          | 4          | 0         | 0          | 2         | 0           | 4         | 0        | 0           | .364 |     |
| Lopez,A          | R         | 3         | 2           | 4.64       | 51         | 0         | 0          | 14       | 0         | 1             | 64.0        | 66         | 40         | 33         | 8         | 1          | 24        | 2           | 37        | 3        | 0           | .263 |     |
| Mecir,J          | R         | 0         | 1           | 2.61       | 17         | 0         | 0          | 3        | 0         | 0             | 20.2        | 15         | 7          | 6          | 0         | 1          | 14        | 0           | 15        | 0        | 0           | .205 |     |
| Morris Jr.,J     | L         | 0         | 0           | 5.79       | 5          | 0         | 0          | 3        | 0         | 0             | 4.2         | 3          | 3          | 3          | 1         | 1          | 2         | 0           | 3         | 0        | 0           | .167 |     |
| Newman,A         | L         | 2         | 2           | 6.89       | 18         | 0         | 0          | 5        | 0         | 0             | 15.2        | 22         | 12         | 12         | 2         | 1          | 9         | 0           | 20        | 2        | 1           | .333 |     |
| Rekar,B          | R         | 6         | 6           | 5.80       | 27         | 12        | 0          | 2        | 0         | 0             | 94.2        | 121        | 68         | 61         | 14        | 5          | 41        | 2           | 55        | 4        | 0           | .313 |     |
| Rupe,R           | R         | 8         | 9           | 4.55       | 24         | 24        | 0          | 0        | 0         | 0             | 142.1       | 136        | 81         | 72         | 17        | 12         | 57        | 2           | 97        | 4        | 1           | .253 |     |
| Santana,J        | R         | 1         | 4           | 7.22       | 52         | 0         | 0          | 7        | 0         | 0             | 55.1        | 66         | 49         | 45         | 10        | 7          | 32        | 0           | 34        | 0        | 0           | .300 |     |
| Saunders,T       | L         | 3         | 3           | 6.43       | 9          | 9         | 0          | 0        | 0         | 0             | 42.0        | 53         | 39         | 30         | 6         | 4          | 29        | 0           | 30        | 3        | 0           | .315 |     |
| Sparks,J         | R         | 0         | 0           | 5.40       | 8          | 0         | 0          | 2        | 0         | 1             | 10.0        | 6          | 6          | 6          | 1         | 1          | 12        | 1           | 17        | 1        | 0           | .171 |     |
| Wheeler,D        | R         | 0         | 4           | 5.87       | 6          | 6         | 0          | 0        | 0         | 0             | 30.2        | 35         | 20         | 20         | 7         | 0          | 13        | 1           | 32        | 1        | 0           | .287 |     |
| White,R          | R         | 5         | 3           | 4.08       | 63         | 1         | 0          | 11       | 0         | 0             | 108.0       | 132        | 56         | 49         | 8         | 1          | 38        | 5           | 81        | 3        | 0           | .304 |     |
| Witt,B           | R         | 7         | 15          | 5.84       | 32         | 32        | 3          | 0        | 2         | 0             | 180.1       | 213        | 130        | 117        | 23        | 3          | 96        | 1           | 123       | 9        | 1           | .304 |     |
| Yan,E            | R         | 3         | 4           | 5.90       | 50         | 1         | 0          | 15       | 0         | 0             | 61.0        | 77         | 41         | 40         | 8         | 9          | 32        | 4           | 46        | 2        | 0           | .326 |     |
| <b>Tampa Bay</b> | <b>69</b> | <b>93</b> | <b>5.06</b> | <b>162</b> | <b>162</b> | <b>6</b>  | <b>156</b> | <b>5</b> | <b>45</b> | <b>1433.0</b> | <b>1606</b> | <b>913</b> | <b>805</b> | <b>172</b> | <b>79</b> | <b>695</b> | <b>25</b> | <b>1055</b> | <b>52</b> | <b>5</b> | <b>.286</b> |      |     |
| <b>Opponents</b> | <b>93</b> | <b>69</b> | <b>4.37</b> | <b>162</b> | <b>162</b> | <b>11</b> | <b>151</b> | <b>7</b> | <b>44</b> | <b>1443.2</b> | <b>1531</b> | <b>772</b> | <b>701</b> | <b>145</b> | <b>64</b> | <b>544</b> | <b>24</b> | <b>1042</b> | <b>52</b> | <b>5</b> | <b>.274</b> |      |     |

ORGANIZATION  
COACHES & STAFF  
40-MAN ROSTER  
NON-ROSTER INVITES  
RECORDS & HISTORY  
YEARLY SUMMARIES  
1999 Season Review  
OPPONENTS  
MINOR LEAGUE OPERATIONS  
BROADCAST INFORMATION  
TROPICANA FIELD & MISC.

# TB 1998 SEASON REVIEW

**THE RAYS FINISHED** in the top five in the American League in fielding pct. (2nd) and ERA (4th)...only one other first-year expansion team has ever finished in the top five in its league in either pitching or fielding...Arizona finished 3rd in the National League in fielding. ■ Became the first expansion team ever to go four games over .500 at any point in their first season when they were 10-6 on April 19... among the four major sports (MLB, NFL, NHL, NBA) only two expansion teams reached four games over .500 at any point in their first season, both NHL teams in 1967: Philadelphia Flyers (15-9-5) and the Los Angeles Kings (10-6-3). ■ Spent a total of 22 days above .500...only one expansion team had more: 1969 Kansas City Royals with 28. ■ Twelve wins in April were the most ever by a first-year expansion team. ■ Won nine straight games against defending American League division champs (5-BAL, 2-CLE and 2-SEA).

## A.L. EAST STANDINGS

|                  | W         | L         | PCT.        | GB          |
|------------------|-----------|-----------|-------------|-------------|
| NY Yankees       | 114       | 48        | .704        | -           |
| Boston           | 92        | 70        | .568        | 22.0        |
| Toronto          | 88        | 74        | .543        | 26.0        |
| Baltimore        | 79        | 83        | .488        | 35.0        |
| <b>Tampa Bay</b> | <b>63</b> | <b>99</b> | <b>.389</b> | <b>51.0</b> |

| PLAYER           | AVG         | G          | AB          | R          | H           | TB          | 2B         | 3B        | HR         | RBI        | SH        | SF        | HP        | BB         | IBB       | SO          | SB         | CS        | GI         |            |             |             |  |
|------------------|-------------|------------|-------------|------------|-------------|-------------|------------|-----------|------------|------------|-----------|-----------|-----------|------------|-----------|-------------|------------|-----------|------------|------------|-------------|-------------|--|
|                  |             |            |             |            |             |             |            |           |            |            |           |           |           |            |           |             |            |           | DP         | E          | SLG         | OBP         |  |
| Boggs,W          | .280        | 123        | 435         | 51         | 122         | 174         | 23         | 4         | 7          | 52         | 0         | 2         | 0         | 46         | 6         | 54          | 3          | 2         | 13         | 5          | .400        | .348        |  |
| Butler,R         | .226        | 72         | 217         | 25         | 49          | 79          | 3          | 3         | 7          | 20         | 0         | 3         | 2         | 15         | 0         | 37          | 4          | 2         | 4          | 0          | .364        | .278        |  |
| Cairo,M          | .268        | 150        | 515         | 49         | 138         | 189         | 26         | 5         | 5          | 46         | 11        | 2         | 6         | 24         | 0         | 44          | 19         | 8         | 9          | 16         | .367        | .307        |  |
| DiFelice,M       | .230        | 84         | 248         | 17         | 57          | 84          | 12         | 3         | 3          | 23         | 3         | 2         | 1         | 15         | 0         | 56          | 0          | 0         | 12         | 4          | .339        | .274        |  |
| Flaherty,J       | .207        | 91         | 304         | 21         | 63          | 83          | 11         | 0         | 3          | 24         | 4         | 3         | 1         | 22         | 0         | 46          | 0          | 5         | 9          | 4          | .273        | .261        |  |
| Kelly,M          | .240        | 106        | 279         | 39         | 67          | 112         | 11         | 2         | 10         | 33         | 1         | 1         | 0         | 22         | 1         | 80          | 13         | 6         | 8          | 0          | .401        | .295        |  |
| Laker,T          | .200        | 3          | 5           | 1          | 1           | 1           | 0          | 0         | 0          | 0          | 0         | 0         | 1         | 0          | 1         | 0           | 1          | 0         | 0          | 0          | .200        | .333        |  |
| Ledesma,A        | .324        | 95         | 299         | 30         | 97          | 119         | 16         | 3         | 0          | 29         | 4         | 2         | 1         | 9          | 1         | 51          | 9          | 7         | 8          | 12         | .398        | .344        |  |
| Martinez,D       | .256        | 90         | 309         | 31         | 79          | 99          | 11         | 0         | 3          | 20         | 0         | 1         | 2         | 35         | 4         | 52          | 8          | 7         | 5          | 1          | .320        | .334        |  |
| McClain,S        | .100        | 9          | 20          | 2          | 2           | 2           | 0          | 0         | 0          | 0          | 0         | 1         | 2         | 0          | 6         | 0           | 0          | 0         | 1          | 1          | .100        | .217        |  |
| McCracken,O      | .292        | 155        | 614         | 76         | 179         | 252         | 38         | 7         | 7          | 59         | 9         | 8         | 3         | 41         | 1         | 107         | 19         | 10        | 12         | 3          | .410        | .335        |  |
| McGriff,F        | .284        | 151        | 564         | 73         | 160         | 250         | 33         | 0         | 19         | 81         | 0         | 4         | 2         | 79         | 9         | 118         | 7          | 2         | 14         | 6          | .443        | .371        |  |
| Robinson,K       | .000        | 2          | 3           | 0          | 0           | 0           | 0          | 0         | 0          | 0          | 0         | 0         | 0         | 0          | 1         | 0           | 0          | 0         | 0          | 0          | .000        | .301        |  |
| Silvestri,D      | .071        | 8          | 14          | 0          | 1           | 1           | 0          | 0         | 0          | 0          | 0         | 0         | 0         | 0          | 2         | 0           | 0          | 1         | 1          | 0          | .071        | .071        |  |
| Smith,B          | .276        | 117        | 370         | 44         | 102         | 156         | 15         | 3         | 11         | 55         | 2         | 4         | 6         | 34         | 0         | 110         | 5          | 3         | 9          | 13         | .422        | .343        |  |
| Sorrento,P       | .225        | 137        | 435         | 40         | 98          | 176         | 27         | 0         | 17         | 57         | 0         | 3         | 3         | 54         | 1         | 133         | 2          | 3         | 8          | 0          | .405        | .313        |  |
| Stockcr,K        | .208        | 112        | 336         | 37         | 70          | 105         | 11         | 3         | 6          | 25         | 8         | 2         | 8         | 27         | 1         | 80          | 5          | 3         | 7          | 11         | .313        | .282        |  |
| Trammell,B       | .286        | 59         | 199         | 28         | 57          | 113         | 18         | 1         | 12         | 35         | 0         | 1         | 0         | 16         | 0         | 45          | 0          | 2         | 4          | 0          | .568        | .338        |  |
| Walton,J         | .324        | 12         | 34          | 4          | 11          | 14          | 3          | 0         | 0          | 3          | 0         | 0         | 2         | 0          | 6         | 0           | 0          | 1         | 0          | 1          | .412        | .361        |  |
| Winn,D           | .278        | 109        | 338         | 51         | 94          | 124         | 9          | 9         | 1          | 17         | 11        | 0         | 1         | 29         | 0         | 69          | 26         | 12        | 2          | 4          | .367        | .337        |  |
| <b>Tampa Bay</b> | <b>.261</b> | <b>162</b> | <b>5555</b> | <b>620</b> | <b>1450</b> | <b>2136</b> | <b>267</b> | <b>43</b> | <b>111</b> | <b>579</b> | <b>53</b> | <b>38</b> | <b>37</b> | <b>473</b> | <b>24</b> | <b>1107</b> | <b>120</b> | <b>73</b> | <b>127</b> | <b>94</b>  | <b>.385</b> | <b>.321</b> |  |
| <b>Opponents</b> | <b>.261</b> | <b>162</b> | <b>5466</b> | <b>751</b> | <b>1425</b> | <b>2252</b> | <b>260</b> | <b>27</b> | <b>171</b> | <b>716</b> | <b>34</b> | <b>45</b> | <b>81</b> | <b>643</b> | <b>27</b> | <b>1008</b> | <b>97</b>  | <b>61</b> | <b>147</b> | <b>110</b> | <b>.412</b> | <b>.345</b> |  |

| PITCHER          | R/L       | W         | L           | ERA        | G          | GS        | CG         | GF        | SHO       | SV            | IP          | H          | R          | ER         | HR        | HB         | BB        | IBB         | SO        | WP          | OPP  | AVG |
|------------------|-----------|-----------|-------------|------------|------------|-----------|------------|-----------|-----------|---------------|-------------|------------|------------|------------|-----------|------------|-----------|-------------|-----------|-------------|------|-----|
|                  |           |           |             |            |            |           |            |           |           |               |             |            |            |            |           |            |           |             |           |             |      |     |
| Alvarez,W        | L         | 6         | 14          | 4.73       | 25         | 25        | 0          | 0         | 0         | 0             | 142.2       | 130        | 78         | 75         | 18        | 9          | 68        | 0           | 107       | 4           | .260 |     |
| Arrojo,L         | R         | 14        | 12          | 3.56       | 32         | 32        | 2          | 0         | 0         | 0             | 202.0       | 195        | 84         | 80         | 21        | 19         | 65        | 2           | 152       | 3           | .296 |     |
| Duvall,M         | L         | 0         | 0           | 6.75       | 3          | 0         | 0          | 0         | 0         | 0             | 4.0         | 4          | 3          | 3          | 0         | 0          | 2         | 0           | 1         | 0           | .357 |     |
| Eiland,D         | R         | 0         | 1           | 20.25      | 1          | 1         | 0          | 0         | 0         | 0             | 2.2         | 6          | 6          | 6          | 0         | 0          | 3         | 0           | 1         | 0           | .429 |     |
| Gaillard,E       | R         | 0         | 0           | 5.87       | 6          | 0         | 0          | 1         | 0         | 0             | 7.2         | 4          | 5          | 5          | 3         | 0          | 3         | 0           | 5         | 0           | .257 |     |
| Gorecki,R        | R         | 1         | 2           | 4.86       | 3          | 3         | 0          | 0         | 0         | 0             | 16.2        | 15         | 9          | 9          | 1         | 0          | 10        | 0           | 7         | 1           | .293 |     |
| Hernandez,R      | R         | 2         | 6           | 4.04       | 67         | 0         | 0          | 58        | 0         | 26            | 71.1        | 55         | 33         | 32         | 5         | 5          | 41        | 4           | 55        | 1           | .294 |     |
| Johnson,J        | R         | 2         | 5           | 5.70       | 13         | 13        | 0          | 0         | 0         | 0             | 60.0        | 74         | 38         | 38         | 9         | 3          | 27        | 0           | 36        | 2           | .324 |     |
| Lopez,A          | R         | 7         | 4           | 2.60       | 54         | 0         | 0          | 12        | 0         | 1             | 79.2        | 73         | 31         | 23         | 7         | 3          | 32        | 4           | 62        | 3           | .245 |     |
| Mecir,J          | R         | 7         | 2           | 3.11       | 68         | 0         | 0          | 23        | 0         | 0             | 84.0        | 68         | 30         | 29         | 6         | 3          | 33        | 5           | 77        | 2           | .364 |     |
| Rekar,B          | R         | 2         | 8           | 4.98       | 16         | 15        | 1          | 1         | 0         | 0             | 86.2        | 95         | 56         | 48         | 16        | 2          | 21        | 0           | 55        | 1           | .263 |     |
| Ruebel,M         | L         | 0         | 2           | 6.23       | 7          | 1         | 0          | 1         | 0         | 0             | 8.2         | 11         | 7          | 6          | 3         | 0          | 4         | 0           | 6         | 0           | .205 |     |
| Santana,J        | R         | 5         | 6           | 4.23       | 32         | 19        | 1          | 5         | 0         | 0             | 140.1       | 144        | 72         | 66         | 18        | 5          | 58        | 2           | 60        | 3           | .167 |     |
| Saunders,T       | L         | 6         | 15          | 4.12       | 31         | 31        | 2          | 0         | 0         | 0             | 192.1       | 191        | 95         | 88         | 15        | 7          | 111       | 1           | 172       | 2           | .333 |     |
| Springer,D       | R         | 3         | 11          | 5.45       | 29         | 17        | 1          | 8         | 0         | 0             | 115.2       | 120        | 77         | 70         | 21        | 12         | 60        | 1           | 46        | 6           | .313 |     |
| Tatis,R          | L         | 0         | 0           | 13.89      | 22         | 0         | 0          | 7         | 0         | 0             | 11.2        | 23         | 19         | 18         | 2         | 1          | 16        | 1           | 5         | 1           | .253 |     |
| Wade,T           | L         | 1         | 1           | 5.06       | 2          | 2         | 0          | 0         | 0         | 0             | 10.2        | 14         | 6          | 6          | 3         | 0          | 2         | 0           | 8         | 1           | .300 |     |
| White,R          | R         | 2         | 6           | 3.80       | 38         | 3         | 0          | 12        | 0         | 0             | 68.2        | 66         | 32         | 29         | 8         | 2          | 23        | 2           | 39        | 3           | .315 |     |
| Yan,E            | R         | 5         | 4           | 3.86       | 64         | 0         | 0          | 18        | 0         | 1             | 88.2        | 78         | 41         | 38         | 11        | 5          | 41        | 2           | 77        | 6           | .171 |     |
| <b>Tampa Bay</b> | <b>63</b> | <b>99</b> | <b>4.35</b> | <b>162</b> | <b>162</b> | <b>7</b>  | <b>155</b> | <b>7</b>  | <b>28</b> | <b>1443.0</b> | <b>1425</b> | <b>751</b> | <b>698</b> | <b>171</b> | <b>81</b> | <b>643</b> | <b>27</b> | <b>1008</b> | <b>43</b> | <b>.261</b> |      |     |
| <b>Opponents</b> | <b>99</b> | <b>63</b> | <b>3.36</b> | <b>162</b> | <b>162</b> | <b>14</b> | <b>148</b> | <b>17</b> | <b>41</b> | <b>1460.2</b> | <b>1450</b> | <b>620</b> | <b>545</b> | <b>111</b> | <b>37</b> | <b>473</b> | <b>24</b> | <b>1107</b> | <b>52</b> | <b>.261</b> |      |     |

# RAYS OPPONENTS

The Rays went 12-6 vs. Boston and 7-2 at Fenway Park in 2011, their best season ever against the Red Sox. Rays pitching held the Sox to a .189 batting average on the season—Boston's lowest against any opponent since 1946 (min. 10 games). On Sep 11, **B.J. Upton** hit his first career grand slam off Matt Albers and pounded out a season-high 4 hits.

PHOTOGRAPH BY  
SKIP MILOS

TB



# AMERICAN LEAGUE OPPONENTS

**BALTIMORE**  
**ORIOLES**  
A.L. EAST



## ALL-TIME RESULTS

| YEAR          | OVERALL        | HOME         | ROAD         |
|---------------|----------------|--------------|--------------|
| 1998          | 7-5            | 2-4          | 5-1          |
| 1999          | 7-5            | 4-2          | 3-3          |
| 2000          | 5-8            | 4-3          | 1-5          |
| 2001          | 9-10           | 4-5          | 5-5          |
| 2002          | 9-10           | 5-5          | 4-5          |
| 2003          | 11-8           | 7-2          | 4-6          |
| 2004          | 8-11           | 4-6          | 4-5          |
| 2005          | 6-12           | 4-5          | 2-7          |
| 2006          | 6-13           | 4-6          | 2-7          |
| 2007          | 7-11           | 4-5          | 3-6          |
| 2008          | 15-3           | 8-1          | 7-2          |
| 2009          | 10-8           | 6-3          | 4-5          |
| 2010          | 11-7           | 5-4          | 6-3          |
| 2011          | 9-9            | 3-6          | 6-3          |
| <b>Totals</b> | <b>120-120</b> | <b>64-57</b> | <b>56-63</b> |

## 2011 GAME-BY-GAME RESULTS (9-9)

| DATE | H/A | SCORE  | WINNER     | LOSER      | ATT    |
|------|-----|--------|------------|------------|--------|
| 4/1  | H   | L, 1-4 | Guthrie    | Price      | 34,078 |
| 4/2  | H   | L, 1-3 | Accardo    | Shields    | 22,164 |
| 4/3  | H   | L, 1-5 | Britton    | Davis      | 17,408 |
| 5/6  | A   | W, 6-2 | Shields    | Britton    | 20,694 |
| 5/7  | A   | W, 8-2 | Hellickson | Guthrie    | 18,961 |
| 5/8  | A   | W, 5-3 | Davis      | Bergesen   | 16,359 |
| 5/13 | H   | W, 3-0 | Hellickson | Guthrie    | 20,476 |
| 5/14 | H   | L, 0-6 | Bergesen   | Davis      | 28,451 |
| 5/15 | H   | L, 3-9 | Arrieta    | Sonnastine | 21,505 |
| 6/10 | A   | L, 0-7 | Arrieta    | Hellickson | 17,900 |
| 6/11 | A   | W, 7-5 | Cruz       | Accardo    | 25,541 |
| 6/12 | A   | W, 9-6 | Davis      | Matusz     | 22,032 |
| 9/2  | H   | L, 2-3 | Britton    | Price      | 11,955 |
| 9/3  | H   | W, 6-3 | Davis      | Simon      | 14,223 |
| 9/4  | H   | W, 8-1 | Hellickson | Guthrie    | 15,790 |
| 9/12 | A   | W, 5-2 | Niemann    | Britton    | 11,924 |
| 9/13 | A   | L, 2-4 | Patton     | Howell     | 13,262 |
| 9/14 | A   | L, 2-6 | Guthrie    | Davis      | 14,669 |

## SERIES FACTS

|                               |                          |
|-------------------------------|--------------------------|
| Last TB 3-Game Sweep at BAL   | 4/12-14/10               |
| Last TB 4-Game Sweep, at TB   | N/A                      |
| Last TB 3-Game Sweep at BAL   | 5/6-8/11                 |
| Last TB 4-Game Sweep, at BAL  | 9/22-24/08               |
| Last BAL 3-Game Sweep, at TB  | 4/1-3/11                 |
| Last BAL 4-Game Sweep, at TB  | N/A                      |
| Last BAL 3-Game Sweep, at BAL | 7/24-26/07               |
| Last BAL 4-game Sweep, at BAL | N/A                      |
| Largest Crowd at TB           | 42,486; 5/9/98           |
| Largest Crowd at BAL          | 47,628; 5/17/98          |
| Most Runs Scored vs. BAL      | 17, 9/5/07 at TB         |
| Most Runs Allowed vs. BAL     | 17, 8/10/99 at TB        |
| Largest Margin of Victory     | 15 (17-2), 9/5/07 at TB  |
| Largest Margin of Defeat      | 16 (1-17), 8/10/99 at TB |
| Longest Winning Streak        | 12, 4/30/08-9/24/08      |
| Longest Losing Streak         | 8, 4/18-8/3/07           |

**BOSTON**  
**RED SOX**  
A.L. EAST



## ALL-TIME RESULTS

| YEAR          | OVERALL        | HOME         | ROAD         |
|---------------|----------------|--------------|--------------|
| 1998          | 3-9            | 2-4          | 1-5          |
| 1999          | 9-4            | 4-3          | 5-1          |
| 2000          | 6-6            | 4-2          | 2-4          |
| 2001          | 5-14           | 2-7          | 3-7          |
| 2002          | 3-16           | 0-10         | 3-6          |
| 2003          | 7-12           | 5-5          | 2-7          |
| 2004          | 5-14           | 3-6          | 2-8          |
| 2005          | 6-13           | 5-4          | 1-9          |
| 2006          | 9-10           | 7-3          | 2-7          |
| 2007          | 5-13           | 3-6          | 2-7          |
| 2008          | 10-8           | 8-1          | 2-7          |
| 2009          | 9-9            | 6-3          | 3-6          |
| 2010          | 11-7           | 5-4          | 6-3          |
| 2011          | 12-6           | 5-4          | 7-2          |
| <b>Totals</b> | <b>100-141</b> | <b>59-62</b> | <b>41-79</b> |

## 2011 GAME-BY-GAME RESULTS (12-6)

| DATE     | H/A | SCORE       | WINNER     | LOSER      | ATT    |
|----------|-----|-------------|------------|------------|--------|
| 4/11     | A   | W, 16-5     | Hellickson | Matsuzaka  | 37,568 |
| 4/12     | A   | W, 3-2      | Price      | Lester     | 37,015 |
| 6/14     | H   | W, 4-0      | Shields    | Wakefield  | 20,972 |
| 6/15     | H   | L, 0-3      | Beckett    | Hellickson | 19,388 |
| 6/16     | H   | L, 2-4      | Buchholz   | Price      | 23,495 |
| 7/15     | H   | W, 9-6      | Price      | Miller     | 25,729 |
| 7/16     | H   | L, 5-9      | Lackey     | Shields    | 32,487 |
| 7/17     | H   | L, 0-1 (16) | Aceves     | Russell    | 21,504 |
| 8/16 (1) | A   | L, 1-3      | Lester     | Shields    | 38,525 |
| 8/16 (2) | A   | W, 6-2      | Niemann    | Bedard     | 38,278 |
| 8/17     | A   | W, 4-0      | Price      | Lackey     | 37,747 |
| 9/9      | H   | W, 7-2      | Davis      | Lackey     | 18,482 |
| 9/10     | H   | W, 6-5 (11) | Gomes      | Bard       | 24,566 |
| 9/11     | H   | W, 9-1      | Shields    | Lester     | 25,220 |
| 9/15     | A   | W, 9-2      | Hellickson | Weiland    | 38,071 |
| 9/16     | A   | L, 3-4      | Beckett    | Shields    | 38,019 |
| 9/17     | A   | W, 4-3      | Niemann    | Lester     | 37,682 |
| 9/18     | A   | W, 8-5      | McGee      | Wakefield  | 37,613 |

## SERIES FACTS

|                               |                           |
|-------------------------------|---------------------------|
| Last TB 3-Game Sweep at TB    | 9/9-11/11                 |
| Last TB 4-Game Sweep, at TB   | N/A                       |
| Last TB 3-Game Sweep at BOS   | N/A                       |
| Last TB 4-Game Sweep at BOS   | 4/16-19/10                |
| Last BOS 3-Game Sweep, at TB  | 5/24-26/10                |
| Last BOS 4-Game Sweep, at TB  | 9/9-12/02                 |
| Last BOS 3-Game Sweep, at BOS | 9/12-13/09                |
| Last BOS 4-Game Sweep, at BOS | 5/25-28/06                |
| Largest Crowd at TB           | 41,169; 6/20/98           |
| Largest Crowd at BOS          | 38,525; 8/16/11           |
| Most Runs Scored vs. BOS      | 16, 4/11/11 at BOS        |
| Most Runs Allowed vs. BOS     | 22, 7/23/02 at BOS        |
| Largest Margin of Victory     | 13 (13-0), 4/30/09 at TB  |
| Largest Margin of Defeat      | 18 (4-22), 7/23/02 at BOS |
| Longest Winning Streak        | 6, 8/16-9/15/11           |
| Longest Losing Streak         | 11, 4/6-6/26/01           |



**ALL-TIME RESULTS**

| YEAR          | OVERALL      | HOME         | ROAD         |
|---------------|--------------|--------------|--------------|
| 1998          | 6-5          | 3-3          | 3-2          |
| 1999          | 4-6          | 2-2          | 2-4          |
| 2000          | 4-6          | 2-4          | 2-2          |
| 2001          | 2-5          | 1-2          | 1-3          |
| 2002          | 3-4          | 2-2          | 1-2          |
| 2003          | 3-3          | 2-1          | 1-2          |
| 2004          | 2-4          | 1-2          | 1-2          |
| 2005          | 2-4          | 2-1          | 0-3          |
| 2006          | 3-3          | 2-1          | 1-2          |
| 2007          | 1-6          | 0-4          | 1-2          |
| 2008          | 6-4          | 4-3          | 2-1          |
| 2009          | 2-6          | 1-3          | 1-3          |
| 2010          | 4-3          | 2-2          | 2-1          |
| 2011          | 4-4          | 3-1          | 1-3          |
| <b>Totals</b> | <b>46-63</b> | <b>27-31</b> | <b>19-32</b> |

**2011 GAME-BY-GAME RESULTS (4-4)**

| DATE | H/A | SCORE  | WINNER  | LOSER    | ATT    |
|------|-----|--------|---------|----------|--------|
| 4/7  | A   | L, 1-5 | Jackson | Price    | 38,579 |
| 4/8  | A   | W, 9-7 | Russell | Thornton | 20,199 |
| 4/9  | A   | L, 2-4 | Humber  | Davis    | 26,378 |
| 4/10 | A   | L, 1-6 | Floyd   | Niemann  | 23,436 |
| 4/18 | H   | W, 5-0 | Price   | Jackson  | 12,016 |
| 4/19 | H   | W, 2-1 | Shields | Danks    | 13,731 |
| 4/20 | H   | W, 4-1 | Davis   | Humber   | 13,214 |
| 4/21 | H   | L, 2-9 | Floyd   | Niemann  | 16,751 |

**SERIES FACTS**

|                               |                            |
|-------------------------------|----------------------------|
| Last TB 3-Game Sweep, at TB   | 8/1-3/08                   |
| Last TB 4-Game Sweep, at TB   | 7/26-29/10                 |
| Last TB 3-Game Sweep, at CWS  | N/A                        |
| Last TB 4-Game Sweep, at CWS  | N/A                        |
| Last CWS 3-Game Sweep, at TB  | N/A                        |
| Last CWS 4-Game Sweep, at TB  | 6/25-28/07                 |
| Last CWS 3-Game Sweep, at CWS | 7/4-6/05                   |
| Last CWS 4-Game Sweep, at CWS | N/A                        |
| Largest Crowd at TB           | 36,599; 4/4/98             |
| Largest Crowd at CWS          | 39,024; 7/20/09            |
| Most Runs Scored vs. CWS      | 12, 2x-last 4/21/10 at CWS |
| Most Runs Allowed vs. CWS     | 13, 4/11/00 at CWS         |
| Largest Margin of Victory     | 12 (12-0), 4/21/10 at CWS  |
| Largest Margin of Defeat      | 10 (2-12), 4/19/09 vs. CWS |
| Longest Winning Streak        | 5, 5/30-8/23/08            |
| Longest Losing Streak         | 6, 6/25/07-4/18/08         |



**ALL-TIME RESULTS**

| YEAR          | OVERALL      | HOME         | ROAD         |
|---------------|--------------|--------------|--------------|
| 1998          | 3-7          | 3-2          | 0-5          |
| 1999          | 4-5          | 2-1          | 2-4          |
| 2000          | 2-8          | 1-5          | 1-3          |
| 2001          | 1-5          | 0-3          | 1-2          |
| 2002          | 2-4          | 1-2          | 1-2          |
| 2003          | 2-5          | 0-3          | 2-2          |
| 2004          | 3-3          | 3-0          | 0-3          |
| 2005          | 6-4          | 1-3          | 5-1          |
| 2006          | 1-6          | 1-2          | 0-4          |
| 2007          | 2-8          | 2-4          | 0-4          |
| 2008          | 2-5          | 2-1          | 0-4          |
| 2009          | 3-5          | 3-1          | 0-4          |
| 2010          | 7-2          | 5-1          | 2-1          |
| 2011          | 4-2          | 2-1          | 2-1          |
| <b>Totals</b> | <b>42-69</b> | <b>26-29</b> | <b>16-40</b> |

**2011 GAME-BY-GAME RESULTS (4-2)**

| DATE | H/A | SCORE  | WINNER     | LOSER     | ATT    |
|------|-----|--------|------------|-----------|--------|
| 5/10 | A   | L, 4-5 | Perez      | Peralta   | 13,551 |
| 5/11 | A   | W, 8-2 | Price      | Carrasco  | 16,336 |
| 5/12 | A   | W, 7-4 | Shields    | Masterson | 18,107 |
| 5/27 | H   | W, 5-0 | Price      | Tomlin    | 16,800 |
| 5/28 | H   | L, 3-7 | Carrasco   | Shields   | 24,717 |
| 5/29 | H   | W, 7-0 | Hellickson | Masterson | 23,898 |

**SERIES FACTS**

|                               |                          |
|-------------------------------|--------------------------|
| Last TB 3-Game Sweep, at TB   | 5/21-23/04               |
| Last TB 4-Game Sweep, at TB   | N/A                      |
| Last TB 3-Game Sweep, at CLE  | 8/12-14/05               |
| Last TB 4-Game Sweep, at CLE  | N/A                      |
| Last CLE 3-Game Sweep, at TB  | 8/22-24/03               |
| Last CLE 4-Game Sweep, at TB  | N/A                      |
| Last CLE 3-Game Sweep, at CLE | 5/14-16/04               |
| Last CLE 4-Game Sweep, at CLE | 5/25-28/09               |
| Largest Crowd at TB           | 43,329; 4/7/00           |
| Largest Crowd at CLE          | 40,303; 8/27/99          |
| Most Runs Scored vs. CLE      | 13, 8/24/05 at TB        |
| Most Runs Allowed vs. CLE     | 20, 5/7/99 at CLE        |
| Largest Margin of Victory     | 10 (13-3), 8/24/05 at TB |
| Largest Margin of Defeat      | 13 (4-17), 4/9/00 at TB  |
| Longest Winning Streak        | 6, 5/21/04-8/14/05       |
| Longest Losing Streak         | 7, 2x-last 4/22-8/18/07  |

ORGANIZATION  
COACHES & STAFF  
40-MAN ROSTER  
NON-ROSTER INVITES  
RECORDS & HISTORY  
YEARLY SUMMARIES  
OPPONENTS  
AMERICAN LEAGUE OPPONENTS  
MINOR LEAGUE OPERATIONS  
BROADCAST INFORMATION  
TROPICANA FIELD @ MISIC

**DETROIT**  
**TIGERS**  
A.L. CENTRAL



## ALL-TIME RESULTS

| YEAR          | OVERALL      | HOME         | ROAD         |
|---------------|--------------|--------------|--------------|
| 1998          | 6-5          | 3-3          | 3-2          |
| 1999          | 5-4          | 3-3          | 2-1          |
| 2000          | 5-4          | 1-2          | 4-2          |
| 2001          | 2-4          | 1-2          | 1-2          |
| 2002          | 4-2          | 3-0          | 1-2          |
| 2003          | 4-2          | 2-1          | 2-1          |
| 2004          | 3-3          | 1-2          | 2-1          |
| 2005          | 2-5          | 1-3          | 1-2          |
| 2006          | 3-5          | 2-2          | 1-3          |
| 2007          | 4-3          | 2-1          | 2-2          |
| 2008          | 4-3          | 3-0          | 1-3          |
| 2009          | 2-5          | 0-3          | 2-2          |
| 2010          | 6-1          | 4-0          | 2-1          |
| 2011          | 1-6          | 1-3          | 0-3          |
| <b>Totals</b> | <b>51-52</b> | <b>27-25</b> | <b>24-27</b> |

## 2011 GAME-BY-GAME RESULTS (1-6)

| DATE | H/A | SCORE       | WINNER      | LOSER      | ATT    |
|------|-----|-------------|-------------|------------|--------|
| 5/23 | A   | L, 3-6      | Furbush     | Hellickson | 21,550 |
| 5/24 | A   | L, 6-7      | Albuquerque | Ramos      | 24,133 |
| 6/13 | A   | L, 1-2      | Purcey      | Farnsworth | 30,938 |
| 8/22 | H   | L, 2-5      | Verlander   | Niemann    | 13,048 |
| 8/23 | H   | L, 1-2      | Penny       | Price      | 11,475 |
| 8/24 | H   | W, 3-2 (10) | Peralta     | Below      | 13,910 |
| 8/25 | H   | L, 0-2      | Fister      | Hellickson | 14,069 |

## SERIES FACTS

|                               |                                  |
|-------------------------------|----------------------------------|
| Last 4-Game Sweep, at TB      | 7/26-29/10                       |
| Last TB 4-Game Sweep, at TB   | N/A                              |
| Last TB 3-Game Sweep, at DET  | N/A                              |
| Last TB 4-Game Sweep, at DET  | N/A                              |
| Last DET 3-Game Sweep, at TB  | 9/4-6/09                         |
| Last DET 4-Game Sweep, at TB  | N/A                              |
| Last DET 3-Game Sweep, at DET | 5/23-24/11 and 6/13/11           |
| Last DET 4-Game Sweep, at DET | N/A                              |
| Largest Crowd at TB           | 45,369; 3/31/98                  |
| Largest Crowd at DET          | 45,768; 4/7/98                   |
| Most Runs Scored vs. DET      | 14, 5/3/99 at TB                 |
| Most Runs Allowed vs. DET     | 18, 5/18/01 at TB                |
| Largest Margin of Victory     | 8, 4x-last (8-0), 8/10/10 at DET |
| Largest Margin of Defeat      | 16 (2-18), 5/18/01 at TB         |
| Longest Winning Streak        | 6, 7/26-8/10/10                  |
| Longest Losing Streak         | 5, 5/23-8/23/11                  |

**KANSAS CITY**  
**ROYALS**  
A.L. CENTRAL



## ALL-TIME RESULTS

| YEAR          | OVERALL      | HOME         | ROAD         |
|---------------|--------------|--------------|--------------|
| 1998          | 3-8          | 0-5          | 3-3          |
| 1999          | 8-2          | 5-1          | 3-1          |
| 2000          | 5-5          | 1-3          | 4-2          |
| 2001          | 2-4          | 2-1          | 0-3          |
| 2002          | 2-4          | 1-2          | 1-2          |
| 2003          | 3-4          | 2-2          | 1-2          |
| 2004          | 6-3          | 4-2          | 2-1          |
| 2005          | 5-3          | 4-0          | 1-3          |
| 2006          | 5-1          | 3-0          | 2-1          |
| 2007          | 3-4          | 2-2          | 1-2          |
| 2008          | 5-3          | 3-1          | 2-2          |
| 2009          | 9-1          | 6-1          | 3-0          |
| 2010          | 4-4          | 2-2          | 2-2          |
| 2011          | 5-2          | 4-0          | 1-2          |
| <b>Totals</b> | <b>65-48</b> | <b>39-22</b> | <b>26-26</b> |

## 2011 GAME-BY-GAME RESULTS (5-2)

| DATE | H/A | SCORE   | WINNER     | LOSER   | ATT    |
|------|-----|---------|------------|---------|--------|
| 7/22 | A   | L, 4-10 | Hochevar   | Davis   | 27,824 |
| 7/23 | A   | L, 4-5  | Soria      | Gomes   | 27,643 |
| 7/24 | A   | W, 5-0  | Cobb       | Paulino | 23,735 |
| 8/8  | H   | W, 2-1  | Farnsworth | Wood    | 10,742 |
| 8/9  | H   | W, 4-0  | Shields    | Francis | 10,124 |
| 8/10 | H   | W, 8-7  | McGee      | Soria   | 11,706 |
| 8/11 | H   | W, 4-1  | Niemann    | Duffy   | 13,942 |

## SERIES FACTS

|                             |                           |
|-----------------------------|---------------------------|
| Last TB 3-Game Sweep, at TB | 6/2-4/09                  |
| Last TB 4-Game Sweep, at TB | 8/8-11/11                 |
| Last TB 3-Game Sweep, at KC | 7/17-19/09                |
| Last TB 4-Game Sweep, at KC | 7/27-30/00                |
| Last KC 3-Game Sweep, at TB | 8/21-23/98                |
| Last KC 4-Game Sweep, at TB | N/A                       |
| Last KC 3-Game Sweep, at KC | 5/15-17/01                |
| Last KC 4-Game Sweep, at KC | N/A                       |
| Largest Crowd at TB         | 36,973; 8/1/09            |
| Largest Crowd at KC         | 38,709; 8/2/03            |
| Most Runs Scored vs. KC     | 13, 8/10/02 at KC         |
| Most Runs Allowed vs. KC    | 12, 7/8/07 at KC          |
| Largest Margin of Victory   | 10 (11-1), 4/29/10 vs. KC |
| Largest Margin of Defeat    | 10 (0-10), 8/11/02 at KC  |
| Longest Winning Streak      | 8, 6/2-8/1/09             |
| Longest Losing Streak       | 5, 4/26/01-8/9/02         |



**ALL-TIME RESULTS**

| YEAR          | OVERALL      | HOME         | ROAD         |
|---------------|--------------|--------------|--------------|
| 1998          | 5-6          | 1-4          | 4-2          |
| 1999          | 5-7          | 3-3          | 2-4          |
| 2000          | 6-6          | 4-2          | 2-4          |
| 2001          | 2-7          | 1-5          | 1-2          |
| 2002          | 1-8          | 0-3          | 1-5          |
| 2003          | 3-6          | 2-4          | 1-2          |
| 2004          | 1-6          | 1-2          | 0-4          |
| 2005          | 5-4          | 3-0          | 2-4          |
| 2006          | 2-7          | 2-4          | 0-3          |
| 2007          | 2-6          | 2-1          | 0-5          |
| 2008          | 6-3          | 5-1          | 1-2          |
| 2009          | 2-4          | 2-1          | 0-3          |
| 2010          | 5-4          | 1-2          | 4-2          |
| 2011          | 4-4          | 1-4          | 3-0          |
| <b>Totals</b> | <b>49-78</b> | <b>28-36</b> | <b>21-42</b> |

**2011 GAME-BY-GAME RESULTS (4-4)**

| DATE | H/A | SCORE       | WINNER   | LOSER      | ATT    |
|------|-----|-------------|----------|------------|--------|
| 4/5  | H   | L, 3-5      | Weaver   | Niemann    | 13,173 |
| 4/6  | H   | L, 1-5      | Haren    | Hellickson | 11,836 |
| 4/29 | H   | L, 5-8      | Santana  | Price      | 21,791 |
| 4/30 | H   | W, 2-1 (10) | Peralta  | Rodney     | 20,245 |
| 5/1  | H   | L, 5-6      | Thompson | Peralta    | 16,248 |
| 6/6  | A   | W, 5-1      | Price    | Chatwood   | 32,287 |
| 6/7  | A   | W, 4-1      | Cobb     | Haren      | 38,833 |
| 6/8  | A   | W, 4-3 (10) | Cruz     | Rodney     | 33,157 |

**SERIES FACTS**

|                               |                          |
|-------------------------------|--------------------------|
| Last TB 3-Game Sweep, at TB   | 5/9-11/08                |
| Last TB 4-Game Sweep, at TB   | N/A                      |
| Last TB 3-Game Sweep, at LAA  | 6/6-8/11                 |
| Last TB 4-Game Sweep, at LAA  | N/A                      |
| Last LAA 3-Game Sweep, at TB  | 9/3-5/02                 |
| Last LAA 4-Game Sweep, at TB  | N/A                      |
| Last LAA 3-Game Sweep, at LAA | 8/10-12/09               |
| Last LAA 4-Game Sweep, at LAA | 5/6-9/04                 |
| Largest Crowd at TB           | 33,395; 4/25/98          |
| Largest Crowd at LAA          | 44,125; 7/15/06          |
| Most Runs Scored vs. LAA      | 13, 6/9/08 at LAA        |
| Most Runs Allowed vs. LAA     | 15, 7/26/06 at TB        |
| Largest Margin of Victory     | 10 (11-1), 6/11/09 at TB |
| Largest Margin of Defeat      | 10 (2-12), 6/6/06 at TB  |
| Longest Winning Streak        | 4, 3x-last 5/11-8/24/10  |
| Longest Losing Streak         | 6, 6/6-7/24/06           |



**ALL-TIME RESULTS**

| YEAR          | OVERALL      | HOME         | ROAD         |
|---------------|--------------|--------------|--------------|
| 1998          | 4-7          | 2-3          | 2-4          |
| 1999          | 5-5          | 2-4          | 3-1          |
| 2000          | 6-4          | 3-1          | 3-3          |
| 2001          | 6-1          | 4-0          | 2-1          |
| 2002          | 2-5          | 2-1          | 0-4          |
| 2003          | 0-6          | 0-3          | 0-3          |
| 2004          | 5-4          | 2-1          | 3-3          |
| 2005          | 0-6          | 0-3          | 0-3          |
| 2006          | 1-6          | 1-2          | 0-4          |
| 2007          | 4-3          | 2-1          | 2-2          |
| 2008          | 3-3          | 2-2          | 1-1          |
| 2009          | 3-3          | 2-1          | 1-2          |
| 2010          | 5-3          | 2-2          | 3-1          |
| 2011          | 7-3          | 3-1          | 4-2          |
| <b>Totals</b> | <b>51-59</b> | <b>27-25</b> | <b>24-34</b> |

**2011 GAME-BY-GAME RESULTS (7-3)**

| DATE     | H/A | SCORE       | WINNER     | LOSER      | ATT    |
|----------|-----|-------------|------------|------------|--------|
| 4/14     | H   | W, 4-3 (10) | Farnsworth | Capps      | 10,042 |
| 4/15     | H   | W, 5-2      | Davis      | Blackburn  | 15,342 |
| 4/16     | H   | W, 4-3      | Cruz       | Nathan     | 16,428 |
| 4/17     | H   | L, 2-4      | Duensing   | Hellickson | 22,426 |
| 4/27     | A   | W, 8-2      | Davis      | Liriano    | 36,714 |
| 4/28 (1) | A   | W, 15-3     | Hellickson | Blackburn  | 38,215 |
| 4/28 (2) | A   | W, 6-1      | Niemann    | Swarzak    | 36,456 |
| 7/4      | A   | L, 0-7      | Duensing   | Price      | 39,528 |
| 7/5      | A   | L, 2-3      | Baker      | Shields    | 38,613 |
| 7/6      | A   | W, 12-5     | Howell     | Burnett    | 39,841 |

**SERIES FACTS**

|                               |                                |
|-------------------------------|--------------------------------|
| Last TB 3-Game Sweep, at TB   | N/A                            |
| Last TB 4-Game Sweep, at TB   | 8/10-13/01                     |
| Last TB 3-Game Sweep, at MIN  | 4/27-28/11                     |
| Last TB 4-Game Sweep, at MIN  | N/A                            |
| Last MIN 3-Game Sweep, at TB  | 5/6-8/05                       |
| Last MIN 4-Game Sweep, at TB  | N/A                            |
| Last MIN 3-Game Sweep, at MIN | 7/1-3/05                       |
| Last MIN 4-Game Sweep, at MIN | 7/17-20/06                     |
| Largest Crowd at TB           | 36,052; 5/30/09                |
| Largest Crowd at MIN          | 43,830; 4/3/00                 |
| Most Runs Scored vs. MIN      | 15, 4/28/11 (G1) at MIN        |
| Most Runs Allowed vs. MIN     | 16, 6/1/04 at MIN              |
| Largest Margin of Victory     | 12 (15-3), 4/28/11 (G1) at MIN |
| Largest Margin of Defeat      | 12 (4-16), 6/1/04 at MIN       |
| Longest Winning Streak        | 5, 2x-last 8/10-17/01          |
| Longest Losing Streak         | 14, 7/21/04-9/6/06             |

ORGANIZATION  
COACHES & STAFF  
40-MAN ROSTER  
NON-ROSTER INVITES  
RECORDS & HISTORY  
YEARLY SUMMARIES  
OPPONENTS  
MINOR LEAGUE OPERATIONS  
BROADCAST INFORMATION  
TROPICANA FIELD @ MISG

AMERICAN LEAGUE OPPONENTS

NEW YORK  
**YANKEES**  
A.L. EAST



### ALL-TIME RESULTS

| YEAR          | OVERALL       | HOME         | ROAD         |
|---------------|---------------|--------------|--------------|
| 1998          | 1-11          | 1-5          | 0-6          |
| 1999          | 4-8           | 1-5          | 3-3          |
| 2000          | 6-6           | 4-2          | 2-4          |
| 2001          | 6-13          | 5-5          | 1-8          |
| 2002          | 5-13          | 3-6          | 2-7          |
| 2003          | 5-14          | 2-8          | 3-6          |
| 2004          | 4-15          | 4-5          | 0-10         |
| 2005          | 11-8          | 5-5          | 6-3          |
| 2006          | 5-13          | 3-6          | 2-7          |
| 2007          | 8-10          | 4-5          | 4-5          |
| 2008          | 7-11          | 4-5          | 3-6          |
| 2009          | 7-11          | 4-5          | 3-6          |
| 2010          | 10-8          | 5-4          | 5-4          |
| 2011          | 9-9           | 6-3          | 3-6          |
| <b>Totals</b> | <b>88-150</b> | <b>51-69</b> | <b>37-81</b> |

### 2011 GAME-BY-GAME RESULTS (9-9)

| DATE     | H/A | SCORE       | WINNER     | LOSER      | ATT    |
|----------|-----|-------------|------------|------------|--------|
| 5/16     | H   | W, 6-5      | Cruz       | Burnett    | 25,024 |
| 5/17     | H   | L, 2-6      | Nova       | Shields    | 27,123 |
| 7/7      | A   | W, 5-1      | Niemann    | Colon      | 47,787 |
| 7/9      | A   | L, 4-5      | Robertson  | Peralta    | 48,103 |
| 7/10     | A   | L, 0-1      | Sabathia   | Shields    | 47,350 |
| 7/18     | H   | L, 4-5      | Robertson  | Torres     | 22,471 |
| 7/19     | H   | W, 3-2      | Hellickson | Colon      | 22,780 |
| 7/20     | H   | L, 0-4      | Garcia     | Price      | 21,505 |
| 7/21     | H   | W, 2-1      | Shields    | Sabathia   | 29,279 |
| 8/12     | A   | W, 5-1      | Price      | Sabathia   | 47,894 |
| 8/13     | A   | L, 2-9      | Hughes     | Hellickson | 47,804 |
| 9/20     | A   | L, 0-5      | Nova       | Davis      | 46,944 |
| 9/21 (1) | A   | L, 2-4      | Ayala      | Shields    | 42,755 |
| 9/21 (2) | A   | L, 2-4      | Robertson  | McGee      | 45,586 |
| 9/22     | A   | W, 15-8     | Moore      | Colon      | 47,470 |
| 9/26     | H   | W, 5-2      | Shields    | Noesi      | 18,772 |
| 9/27     | H   | W, 5-3      | McGee      | Soriano    | 22,820 |
| 9/28     | H   | W, 8-7 (12) | McGee      | Proctor    | 29,518 |

### SERIES FACTS

|                               |                            |
|-------------------------------|----------------------------|
| Last TB 3-Game Sweep, at TB   | 9/26-28/11                 |
| Last TB 4-Game Sweep, at TB   | N/A                        |
| Last TB 3-Game Sweep, at NYY  | N/A                        |
| Last TB 4-Game Sweep, at NYY  | N/A                        |
| Last NYY 3-Game Sweep, at TB  | 9/13-15/05                 |
| Last NYY 4-Game Sweep, at TB  | 7/9-12/98                  |
| Last NYY 3-Game Sweep, at NYY | 9/12-14/06                 |
| Last NYY 4-Game Sweep, at NYY | 9/7-9/09                   |
| Largest Crowd at TB           | 44,589, 7/11/98            |
| Largest Crowd at NYY          | 55,771, 4/5/02             |
| Most Runs Scored vs. NYY      | 19, 7/29/06 at NYY         |
| Most Runs Allowed vs. NYY     | 21, 7/22/07 at NYY         |
| Largest Margin of Victory     | 13 (19-6), 7/29/06         |
| Largest Margin of Defeat      | 17 (4-21), 7/22/07         |
| Longest Winning Streak        | 4, 2x-last 9/22/11-current |
| Longest Losing Streak         | 11, 9/17/98-9/24/99        |

OAKLAND  
**ATHLETICS**  
A.L. WEST



### ALL-TIME RESULTS

| YEAR          | OVERALL      | HOME         | ROAD         |
|---------------|--------------|--------------|--------------|
| 1998          | 6-5          | 4-2          | 2-3          |
| 1999          | 1-9          | 0-4          | 1-5          |
| 2000          | 2-7          | 1-4          | 1-3          |
| 2001          | 2-7          | 1-2          | 1-5          |
| 2002          | 1-8          | 1-5          | 0-3          |
| 2003          | 3-6          | 2-1          | 1-5          |
| 2004          | 2-7          | 2-4          | 0-3          |
| 2005          | 5-4          | 5-1          | 0-3          |
| 2006          | 3-6          | 1-2          | 2-4          |
| 2007          | 6-4          | 4-3          | 2-1          |
| 2008          | 6-3          | 2-1          | 4-2          |
| 2009          | 4-6          | 3-4          | 1-2          |
| 2010          | 5-4          | 2-0          | 3-4          |
| 2011          | 2-5          | 1-2          | 1-3          |
| <b>Totals</b> | <b>48-81</b> | <b>29-35</b> | <b>19-46</b> |

### 2011 GAME-BY-GAME RESULTS (2-5)

| DATE | H/A | SCORE       | WINNER        | LOSER   | ATT    |
|------|-----|-------------|---------------|---------|--------|
| 7/25 | A   | L, 5-7      | Fuentes       | Howell  | 11,053 |
| 7/26 | A   | L, 1-6      | McCarthy      | Price   | 12,166 |
| 7/27 | A   | L, 4-13     | Cahill        | Shields | 18,640 |
| 7/28 | A   | W, 10-8     | Davis         | Ziegler | 16,466 |
| 8/5  | H   | W, 8-4      | Niemann       | Moscoco | 15,168 |
| 8/6  | H   | L, 0-8      | McCarthy      | Cobb    | 24,939 |
| 8/7  | H   | L, 4-5 (10) | De Los Santos | McGee   | 21,425 |

### SERIES FACTS

|                               |                           |
|-------------------------------|---------------------------|
| Last TB 3-Game Sweep, at TB   | 5/24-26/05                |
| Last TB 4-Game Sweep, at TB   | 7/24-27/98                |
| Last TB 3-Game Sweep, at OAK  | N/A                       |
| Last TB 4-Game Sweep, at OAK  | N/A                       |
| Last OAK 3-Game Sweep, at TB  | N/A                       |
| Last OAK 4-Game Sweep, at TB  | 9/10-13/99                |
| Last OAK 3-Game Sweep, at OAK | 8/11-13/06                |
| Last OAK 4-Game Sweep, at OAK | N/A                       |
| Largest Crowd at TB           | 37,194, 7/26/98           |
| Largest Crowd at OAK          | 48,099, 8/28/04           |
| Most Runs Scored vs. OAK      | 14, 2x-last 8/25/07 at TB |
| Most Runs Allowed vs. OAK     | 17, 9/15/00 at TB         |
| Largest Margin of Victory     | 11 (14-3), 8/25/07 at TB  |
| Largest Margin of Defeat      | 14 (3-17), 9/15/00 at TB  |
| Longest Winning Streak        | 6, 5/26-9/4/98            |
| Longest Losing Streak         | 7, 2x-last 9/2/01-5/26/02 |





**ALL-TIME RESULTS**

| YEAR          | OVERALL      | HOME         | ROAD         |
|---------------|--------------|--------------|--------------|
| 1998          | 5-6          | 2-4          | 3-2          |
| 1999          | 4-8          | 2-4          | 2-4          |
| 2000          | 3-9          | 1-5          | 2-4          |
| 2001          | 2-7          | 1-2          | 1-5          |
| 2002          | 4-5          | 2-4          | 2-1          |
| 2003          | 5-4          | 2-1          | 3-3          |
| 2004          | 5-2          | 2-2          | 3-0          |
| 2005          | 2-4          | 1-2          | 1-2          |
| 2006          | 3-6          | 2-1          | 1-5          |
| 2007          | 3-4          | 1-2          | 2-2          |
| 2008          | 4-3          | 1-2          | 3-1          |
| 2009          | 3-5          | 1-1          | 2-4          |
| 2010          | 7-2          | 4-2          | 3-0          |
| 2011          | 6-4          | 3-0          | 3-4          |
| <b>Totals</b> | <b>56-69</b> | <b>25-32</b> | <b>31-37</b> |

**2011 GAME-BY-GAME RESULTS (6-4)**

| DATE | H/A | SCORE  | WINNER     | LOSER       | ATT    |
|------|-----|--------|------------|-------------|--------|
| 6/2  | A   | L, 2-8 | Hernandez  | Shields     | 16,376 |
| 6/3  | A   | L, 0-7 | Vargas     | Sonnenstine | 24,492 |
| 6/4  | A   | W, 3-2 | Hellickson | Fister      | 28,843 |
| 6/5  | A   | L, 6-9 | Wright     | Howell      | 28,947 |
| 7/29 | A   | W, 8-0 | Niemann    | Bedard      | 26,570 |
| 7/30 | A   | L, 2-3 | Pineda     | Cobb        | 24,985 |
| 7/31 | A   | W, 8-1 | Hellickson | Vargas      | 20,382 |
| 8/19 | H   | W, 3-2 | Cruz       | Hernandez   | 14,884 |
| 8/20 | H   | W, 8-0 | Hellickson | Furbush     | 20,148 |
| 8/21 | H   | W, 8-7 | Farnsworth | Cortes      | 17,226 |

**SERIES FACTS**

|                               |                                   |
|-------------------------------|-----------------------------------|
| Last TB 3-Game Sweep, at TB   | 8/19-21/11                        |
| Last TB 4-Game Sweep, at TB   | N/A                               |
| Last TB 3-Game Sweep, at SEA  | 5/4-6/10                          |
| Last TB 4-Game Sweep, at SEA  | N/A                               |
| Last SEA 3-Game Sweep, at TB  | 9/18-20/00                        |
| Last SEA 4-Game Sweep, at TB  | N/A                               |
| Last SEA 3-Game Sweep, at SEA | 8/7-9/06                          |
| Last SEA 4-Game Sweep, at SEA | N/A                               |
| Largest Crowd at TB           | 40,212, 5/30/98                   |
| Largest Crowd at SEA          | 46,867, 5/24/98                   |
| Most Runs Scored vs. SEA      | 15, 5/30/99 at SEA                |
| Most Runs Allowed vs. SEA     | 13, 7/13/03 at SEA                |
| Largest Margin of Victory     | 10, 2x-last (14-4), 5/28/00 at TB |
| Largest Margin of Defeat      | 11 (2-13), 7/13/03 at SEA         |
| Longest Winning Streak        | 5, 8/8/04-5/27/05                 |
| Longest Losing Streak         | 8, 6/20/00-6/3/01                 |



**ALL-TIME RESULTS**

| YEAR          | OVERALL      | HOME         | ROAD         |
|---------------|--------------|--------------|--------------|
| 1998          | 4-7          | 3-2          | 1-5          |
| 1999          | 4-8          | 0-6          | 4-2          |
| 2000          | 5-7          | 3-3          | 2-4          |
| 2001          | 4-5          | 3-3          | 1-2          |
| 2002          | 4-5          | 1-2          | 3-3          |
| 2003          | 3-6          | 3-3          | 0-3          |
| 2004          | 2-7          | 1-2          | 1-5          |
| 2005          | 6-2          | 4-1          | 2-1          |
| 2006          | 3-6          | 3-3          | 0-3          |
| 2007          | 5-4          | 3-0          | 2-4          |
| 2008          | 6-3          | 2-1          | 4-2          |
| 2009          | 3-6          | 2-1          | 1-5          |
| 2010          | 4-2          | 3-0          | 1-2          |
| 2011          | 4-4          | 3-3          | 1-2          |
| <b>Totals</b> | <b>57-73</b> | <b>34-30</b> | <b>23-43</b> |

**2011 GAME-BY-GAME RESULTS (4-4)**

| DATE | H/A | SCORE       | WINNER  | LOSER      | ATT    |
|------|-----|-------------|---------|------------|--------|
| 5/31 | H   | W, 5-4      | Peralta | Rhodes     | 12,783 |
| 6/1  | H   | L, 0-3      | Lewis   | Price      | 13,725 |
| 8/30 | A   | L, 0-2      | Feldman | Hellickson | 23,069 |
| 8/31 | A   | W, 4-1      | Shields | Ogando     | 28,034 |
| 9/1  | A   | L, 2-7      | Wilson  | Niemann    | 26,220 |
| 9/5  | H   | W, 5-1      | Shields | Feldman    | 13,130 |
| 9/6  | H   | L, 0-8      | Wilson  | Niemann    | 11,611 |
| 9/7  | H   | W, 5-4 (10) | McGee   | Lowe       | 11,190 |

**SERIES FACTS**

|                               |                           |
|-------------------------------|---------------------------|
| Last 3-Game Sweep, at TB      | 8/16-18/10                |
| Last TB 4-Game Sweep, at TB   | N/A                       |
| Last TB 3-Game Sweep, at TEX  | 8/30-9/1/02               |
| Last TB 4-Game Sweep, at TEX  | N/A                       |
| Last TEX 3-Game Sweep, at TB  | 7/23-25/99                |
| Last TEX 4-Game Sweep, at TB  | N/A                       |
| Last TEX 3-Game Sweep, at TEX | 7/3-5/09                  |
| Last TEX 4-Game Sweep, at TEX | N/A                       |
| Largest Crowd at TB           | 37,070; 7/21/01           |
| Largest Crowd at TEX          | 48,719; 7/4/02            |
| Most Runs Scored vs. TEX      | 15, 2x-last 7/20/03 at TB |
| Most Runs Allowed vs. TEX     | 15, 9/26/09 at TEX        |
| Largest Margin of Victory     | 13 (15-2), 9/19/99 at TEX |
| Largest Margin of Defeat      | 12 (3-15), 9/26/09 at TEX |
| Longest Winning Streak        | 5, 6/6/10-5/31/11         |
| Longest Losing Streak         | 7, 5/19-7/25/99           |

ORGANIZATION COACHES & STAFF 40-MAN ROSTER NON-ROSTER INVITES RECORDS & HISTORY YEARLY SUMMARIES **OPPONENTS** AMERICAN LEAGUE OPPONENTS MINOR LEAGUE OPERATIONS BROADCAST INFORMATION TROPICANA FIELD @ MISG.



# AMERICAN & NATIONAL LEAGUE OPPONENTS

**TORONTO  
BLUE JAYS**  
 A.L. EAST

**ALL-TIME RESULTS**

| YEAR          | OVERALL        | HOME         | ROAD         |
|---------------|----------------|--------------|--------------|
| 1998          | 5-7            | 5-1          | 0-6          |
| 1999          | 5-8            | 3-3          | 2-5          |
| 2000          | 5-7            | 2-4          | 3-3          |
| 2001          | 9-10           | 5-5          | 4-5          |
| 2002          | 8-11           | 5-4          | 3-7          |
| 2003          | 11-8           | 5-4          | 6-4          |
| 2004          | 9-9            | 6-3          | 3-6          |
| 2005          | 8-11           | 3-6          | 5-5          |
| 2006          | 6-12           | 3-6          | 3-6          |
| 2007          | 9-9            | 5-4          | 4-5          |
| 2008          | 11-7           | 7-2          | 4-5          |
| 2009          | 14-4           | 8-1          | 6-3          |
| 2010          | 10-8           | 6-3          | 4-5          |
| 2011          | 12-6           | 6-3          | 6-3          |
| <b>Totals</b> | <b>122-117</b> | <b>69-49</b> | <b>53-68</b> |

**2011 GAME-BY-GAME RESULTS (12-6)**

| DATE | H/A | SCORE       | WINNER      | LOSER      | ATT    |
|------|-----|-------------|-------------|------------|--------|
| 4/22 | A   | L, 4-6 (11) | Rzepczynski | Russell    | 23,192 |
| 4/23 | A   | W, 6-4      | Price       | Morrow     | 21,826 |
| 4/24 | A   | W, 2-0      | Shields     | Romero     | 14,456 |
| 5/3  | H   | W, 3-2      | Farnsworth  | Rauch      | 10,248 |
| 5/4  | H   | L, 2-3      | Morrow      | Niemann    | 10,099 |
| 5/5  | H   | W, 3-1      | Price       | Drabek     | 12,682 |
| 5/18 | A   | W, 6-5      | Hellickson  | Litsch     | 14,415 |
| 5/19 | A   | L, 2-3      | Romero      | Davis      | 12,590 |
| 8/2  | H   | L, 1-3      | Romero      | Price      | 13,333 |
| 8/3  | H   | W, 9-1      | Shields     | Villanueva | 11,803 |
| 8/4  | H   | W, 7-6 (12) | Gomes       | Camp       | 28,491 |
| 8/26 | A   | W, 6-1      | Shields     | Alvarez    | 20,491 |
| 8/27 | A   | W, 6-5      | Niemann     | Camp       | 24,052 |
| 8/28 | A   | W, 12-0     | Price       | Morrow     | 21,618 |
| 8/29 | A   | L, 3-7      | Romero      | Davis      | 19,725 |
| 9/23 | H   | L, 1-5      | Morrow      | Price      | 18,093 |
| 9/24 | H   | W, 6-2      | Torres      | Romero     | 27,773 |
| 9/25 | H   | W, 5-2      | Davis       | Cecil      | 21,008 |

**SERIES FACTS**

|                               |                            |
|-------------------------------|----------------------------|
| Last TB 3-Game Sweep, at TB   | 9/18-20/09                 |
| Last TB 4-Game Sweep, at TB   | N/A                        |
| Last TB 3-Game Sweep at TOR   | 7/29-31/03                 |
| Last TB 4-Game Sweep, at TOR  | N/A                        |
| Last TOR 3-Game Sweep, at TB  | N/A                        |
| Last TOR 4-Game Sweep, at TB  | N/A                        |
| Last TOR 3-Game Sweep at TOR  | 8/6-8/10                   |
| Last TOR 4-Game Sweep, at TOR | N/A                        |
| Largest Crowd at TB           | 41,546, 4/3/01             |
| Largest Crowd at TOR          | 48,115, 4/9/01             |
| Most Runs Scored vs. TOR      | 19, 6/24/04 at TOR         |
| Most Runs Allowed vs. TOR     | 20, 6/25/02 at TB          |
| Largest Margin of Victory     | 12, 2x-last 8/28/11 at TOR |
| Largest Margin of Defeat      | 14 (0-14), 7/1/04 at TB    |
| Longest Winning Streak        | 6, 5/15-8/5/03             |
| Longest Losing Streak         | 5, 7/1-30/04               |

**ARIZONA  
DIAMONDBACKS**  
 N.L. WEST

**ALL-TIME RESULTS**

| YEAR          | OVERALL    | HOME       | ROAD       |
|---------------|------------|------------|------------|
| 2004          | 3-0        | 0-0        | 3-0        |
| 2006          | 3-0        | 3-0        | 0-0        |
| 2007          | 1-2        | 0-0        | 1-2        |
| 2010          | 1-2        | 1-2        | 0-0        |
| <b>Totals</b> | <b>8-4</b> | <b>4-2</b> | <b>4-2</b> |

**ATLANTA  
BRAVES**  
 N.L. EAST

**ALL-TIME RESULTS**

| YEAR          | OVERALL     | HOME       | ROAD       |
|---------------|-------------|------------|------------|
| 1998          | 0-3         | 0-3        | 0-0        |
| 1999          | 0-3         | 0-0        | 0-3        |
| 2000          | 1-2         | 1-2        | 0-0        |
| 2001          | 2-1         | 0-0        | 2-1        |
| 2003          | 1-2         | 1-2        | 0-0        |
| 2006          | 1-2         | 1-2        | 0-0        |
| 2010          | 1-2         | 0-0        | 1-2        |
| <b>Totals</b> | <b>6-15</b> | <b>3-9</b> | <b>3-6</b> |

**CHICAGO  
CUBS**  
 N.L. CENTRAL

**ALL-TIME RESULTS**

| YEAR          | OVERALL    | HOME       | ROAD       |
|---------------|------------|------------|------------|
| 2003          | 1-2        | 0-0        | 1-2        |
| 2008          | 3-0        | 3-0        | 0-0        |
| <b>Totals</b> | <b>4-2</b> | <b>3-0</b> | <b>1-2</b> |

**CINCINNATI  
REDS**  
 N.L. CENTRAL

**ALL-TIME RESULTS**

| YEAR          | OVERALL    | HOME       | ROAD       |
|---------------|------------|------------|------------|
| 2003          | 0-3        | 0-3        | 0-0        |
| 2005          | 0-3        | 0-0        | 0-3        |
| 2011          | 1-2        | 1-2        | 0-0        |
| <b>Totals</b> | <b>1-8</b> | <b>1-5</b> | <b>0-3</b> |

**2011 GAME-BY-GAME RESULTS (1-2)**

| DATE | H/A | SCORE  | WINNER     | LOSER      | ATT    |
|------|-----|--------|------------|------------|--------|
| 6/27 | H   | L, 0-5 | Leake      | Hellickson | 19,891 |
| 6/28 | H   | W, 4-3 | Farnsworth | Ondrusek   | 20,894 |
| 6/29 | H   | L, 3-4 | Volquez    | Shields    | 25,968 |

# NATIONAL LEAGUE OPPONENTS

**COLORADO**  
**ROCKIES**  
N.L. WEST



## ALL-TIME RESULTS

| YEAR          | OVERALL    | HOME       | ROAD       |
|---------------|------------|------------|------------|
| 2002          | 0-3        | 0-0        | 0-3        |
| 2004          | 3-0        | 3-0        | 0-0        |
| 2007          | 1-2        | 0-0        | 1-2        |
| 2009          | 1-2        | 0-0        | 1-2        |
| <b>Totals</b> | <b>5-7</b> | <b>3-0</b> | <b>2-7</b> |

**HOUSTON**  
**ASTROS**  
N.L. CENTRAL



## ALL-TIME RESULTS

| YEAR          | OVERALL    | HOME       | ROAD       |
|---------------|------------|------------|------------|
| 2003          | 0-3        | 0-0        | 0-3        |
| 2008          | 1-2        | 1-2        | 0-0        |
| 2010          | 2-1        | 0-0        | 2-1        |
| 2011          | 3-0        | 0-0        | 3-0        |
| <b>Totals</b> | <b>6-6</b> | <b>1-2</b> | <b>5-4</b> |

## 2011 GAME-BY-GAME RESULTS (3-0)

| DATE | H/A | SCORE    | WINNER  | LOSER     | ATT    |
|------|-----|----------|---------|-----------|--------|
| 6/24 | A   | W, 5-1   | Shields | Rodriguez | 26,682 |
| 6/25 | A   | W, 7-2   | Davis   | Norris    | 27,208 |
| 6/26 | A   | W, 14-10 | Howell  | Lopez     | 23,965 |

**LOS ANGELES**  
**DODGERS**  
N.L. WEST



## ALL-TIME RESULTS

| YEAR          | OVERALL    | HOME       | ROAD       |
|---------------|------------|------------|------------|
| 2002          | 1-2        | 1-2        | 0-0        |
| 2007          | 2-1        | 2-1        | 0-0        |
| <b>Totals</b> | <b>3-3</b> | <b>3-3</b> | <b>0-0</b> |

**MIAMI**  
**MARLINS**  
N.L. EAST



## ALL-TIME RESULTS

| YEAR          | OVERALL      | HOME         | ROAD         |
|---------------|--------------|--------------|--------------|
| 1998          | 1-3          | 1-1          | 0-2          |
| 1999          | 1-5          | 0-3          | 1-2          |
| 2000          | 3-3          | 2-1          | 1-2          |
| 2001          | 2-4          | 2-1          | 0-3          |
| 2002          | 4-2          | 2-1          | 2-1          |
| 2003          | 0-3          | 0-0          | 0-3          |
| 2004          | 4-2          | 2-1          | 2-1          |
| 2005          | 0-6          | 0-3          | 0-3          |
| 2006          | 4-2          | 3-0          | 1-2          |
| 2007          | 2-4          | 0-3          | 2-1          |
| 2008          | 5-1          | 2-1          | 3-0          |
| 2009          | 5-1          | 3-0          | 2-1          |
| 2010          | 2-4          | 1-2          | 1-2          |
| 2011          | 4-2          | 3-0          | 1-2          |
| <b>Totals</b> | <b>37-42</b> | <b>21-17</b> | <b>16-25</b> |

## 2011 GAME-BY-GAME RESULTS (4-2)

| DATE | H/A | SCORE  | WINNER  | LOSER   | ATT    |
|------|-----|--------|---------|---------|--------|
| 5/20 | A   | L, 3-5 | Dunn    | Peralta | 18,111 |
| 5/21 | A   | L, 3-5 | Vazquez | Price   | 21,814 |
| 5/22 | A   | W, 4-0 | Shields | Buente  | 15,432 |
| 6/17 | H   | W, 5-1 | Davis   | Hand    | 15,708 |
| 6/18 | H   | W, 7-4 | Cobb    | Nolasco | 20,495 |
| 6/19 | H   | W, 2-1 | Shields | Webb    | 26,761 |

## SERIES FACTS

|                               |                             |
|-------------------------------|-----------------------------|
| Last TB 3-Game Sweep, at TB   | 6/17-19/11                  |
| Last TB 4-Game Sweep, at TB   | N/A                         |
| Last TB 3-Game Sweep, at MIA  | 6/24-26/08                  |
| Last TB 4-Game Sweep, at MIA  | N/A                         |
| Last MIA 3-Game Sweep, at TB  | 5/18-20/07                  |
| Last MIA 4-Game Sweep, at TB  | N/A                         |
| Last MIA 3-Game Sweep, at MIA | 5/20-22/05                  |
| Last MIA 4-Game Sweep, at MIA | N/A                         |
| Largest Crowd at TB           | 42,823; 6/10/00             |
| Largest Crowd at MIA          | 30,124; 7/3/04              |
| Most Runs Scored vs. MIA      | 15, 2x-last 5/22/09 at FLA  |
| Most Runs Allowed vs. MIA     | 14, 2x-last 6/11/10 vs. FLA |
| Largest Margin of Victory     | 13 (15-2) 5/22/09           |
| Largest Margin of Defeat      | 11 (0-11), 6/16/01 at FLA   |
| Longest Winning Streak        | 5, 6/24/08-5/23/09          |
| Longest Losing Streak         | 7, 7/4/04-6/26/05           |

**MILWAUKEE  
BREWERS**  
N.L. CENTRAL


## ALL-TIME RESULTS

| YEAR          | OVERALL    | HOME       | ROAD       |
|---------------|------------|------------|------------|
| 2005          | 2-1        | 2-1        | 0-0        |
| 2011          | 2-1        | 0-0        | 2-1        |
| <b>Totals</b> | <b>4-2</b> | <b>2-1</b> | <b>2-1</b> |

## 2011 GAME-BY-GAME RESULTS (2-1)

| DATE | H/A | SCORE  | WINNER  | LOSER      | ATT    |
|------|-----|--------|---------|------------|--------|
| 6/20 | A   | W, 8-4 | Niemann | Narveson   | 35,495 |
| 6/21 | A   | L, 1-5 | Greinke | Hellickson | 40,079 |
| 6/22 | A   | W, 6-3 | Price   | Estrada    | 39,632 |

**NEW YORK  
METS**  
N.L. EAST


## ALL-TIME RESULTS

| YEAR          | OVERALL    | HOME       | ROAD       |
|---------------|------------|------------|------------|
| 1998          | 1-2        | 0-0        | 1-2        |
| 1999          | 1-2        | 1-2        | 0-0        |
| 2000          | 1-2        | 0-0        | 1-2        |
| 2001          | 2-1        | 2-1        | 0-0        |
| 2009          | 2-1        | 0-0        | 2-1        |
| <b>Totals</b> | <b>7-8</b> | <b>3-3</b> | <b>4-5</b> |

**PHILADELPHIA  
PHILLIES**  
N.L. EAST


## ALL-TIME RESULTS

| YEAR          | OVERALL     | HOME       | ROAD       |
|---------------|-------------|------------|------------|
| 1998          | 2-1         | 0-0        | 2-1        |
| 1999          | 1-2         | 1-2        | 0-0        |
| 2000          | 2-1         | 0-0        | 2-1        |
| 2001          | 3-0         | 3-0        | 0-0        |
| 2006          | 2-1         | 0-0        | 2-1        |
| 2009          | 2-1         | 2-1        | 0-0        |
| <b>Totals</b> | <b>12-6</b> | <b>6-3</b> | <b>6-3</b> |

**PITTSBURGH  
PIRATES**  
N.L. CENTRAL


## ALL-TIME RESULTS

| YEAR          | OVERALL    | HOME       | ROAD       |
|---------------|------------|------------|------------|
| 2003          | 1-2        | 1-2        | 0-0        |
| 2005          | 1-2        | 0-0        | 1-2        |
| 2008          | 2-1        | 0-0        | 2-1        |
| <b>Totals</b> | <b>4-5</b> | <b>1-2</b> | <b>3-3</b> |

**ST. LOUIS  
CARDINALS**  
N.L. CENTRAL


## ALL-TIME RESULTS

| YEAR          | OVERALL    | HOME       | ROAD       |
|---------------|------------|------------|------------|
| 2005          | 0-3        | 0-3        | 0-0        |
| 2008          | 1-2        | 0-0        | 1-2        |
| 2011          | 2-1        | 2-1        | 0-0        |
| <b>Totals</b> | <b>3-6</b> | <b>2-4</b> | <b>1-2</b> |

## 2011 GAME-BY-GAME RESULTS (2-1)

| DATE | H/A | SCORE  | WINNER     | LOSER     | ATT    |
|------|-----|--------|------------|-----------|--------|
| 7/1  | H   | L, 3-5 | Westbrook  | Davis     | 19,934 |
| 7/2  | H   | W, 5-1 | Niemann    | McClellan | 23,897 |
| 7/3  | H   | W, 8-3 | Hellickson | Lohse     | 26,819 |

**SAN DIEGO  
PADRES**  
N.L. WEST


## ALL-TIME RESULTS

| YEAR          | OVERALL    | HOME       | ROAD       |
|---------------|------------|------------|------------|
| 2002          | 1-2        | 1-2        | 0-0        |
| 2004          | 3-0        | 0-0        | 3-0        |
| 2007          | 1-2        | 1-2        | 0-0        |
| 2010          | 1-2        | 1-2        | 0-0        |
| <b>Totals</b> | <b>6-6</b> | <b>3-6</b> | <b>3-0</b> |

**SAN FRANCISCO  
GIANTS**  
N.L. WEST


## ALL-TIME RESULTS

| YEAR          | OVERALL    | HOME       | ROAD       |
|---------------|------------|------------|------------|
| 2002          | 1-2        | 0-0        | 1-2        |
| 2004          | 2-1        | 2-1        | 0-0        |
| <b>Totals</b> | <b>3-3</b> | <b>2-1</b> | <b>1-2</b> |

**WASHINGTON  
NATIONALS**  
N.L. EAST


## ALL-TIME RESULTS

| YEAR          | OVERALL    | HOME       | ROAD       |
|---------------|------------|------------|------------|
| 1998*         | 1-2        | 1-2        | 0-0        |
| 1999*         | 1-2        | 0-0        | 1-2        |
| 2000*         | 2-1        | 2-1        | 0-0        |
| 2001*         | 1-2        | 0-0        | 1-2        |
| 2006          | 1-2        | 0-0        | 1-2        |
| 2009          | 3-0        | 3-0        | 0-0        |
| <b>Totals</b> | <b>9-9</b> | <b>6-3</b> | <b>3-6</b> |

\* AS MONTREAL EXPOS

# MINOR LEAGUE OPERATIONS

**Matt Moore** ascended from Double-A Montgomery to the majors in 2011, and was called upon to start Game 1 of the ALDS in Texas. There—at just 22 years and 104 days old—he threw 7 shutout innings, yielded 2 hits and earned the win. Moore recorded more than twice as many strikeouts (700) as hits (338) in his minor league career.

PHOTOGRAPH BY  
**MARVIN GENTRY**





# PLAYER DEVELOPMENT



## TAMPA BAY RAYS

One Tropicana Drive  
St. Petersburg, FL 33705  
PHONE (727) 825-3267  
FAX (727) 825-3493  
WEB raysbaseball.com

**DIRECTOR, MINOR LEAGUE OPERATIONS** Mitch Lukevics  
**ADMINISTRATOR, INTERNATIONAL & MINOR LEAGUE OPERATIONS** Giovanna Rodriguez  
**ASSISTANT, INTERNATIONAL & MINOR LEAGUE OPERATIONS** Patrick Walters  
**ASSISTANT, MINOR LEAGUE OPERATIONS** Jeff McLerran  
**MINOR LEAGUE VIDEO COORDINATOR** Jeff Butler  
**FIELD COORDINATOR** Jim Hoff  
**FIELD COORDINATOR** Bill Evers  
**PITCHING COORDINATOR** Dick Bosman  
**PITCHING COORDINATOR** Dewey Robinson  
**HITTING COORDINATOR** Steve Livesey  
**HITTING COORDINATOR** Matt Quatraro  
**OUTFIELD & BASERUNNING COORDINATOR** Skeeter Barnes  
**CATCHING COORDINATOR** Jamie Nelson  
**MEDICAL COORDINATOR** Joe Bengé  
**REHABILITATION & ATHLETIC TRAINING COORDINATOR** Joel Smith  
**STRENGTH & CONDITIONING COORDINATOR** Trung Cao  
**MINOR LEAGUE EQUIPMENT MANAGER** Tim McKechney  
**ASSISTANT MINOR LEAGUE EQUIPMENT MANAGER** Shane Rossetti

## MINOR LEAGUE AFFILIATES



### DURHAM BULLS

International League (AAA)  
PHONE (919) 687-6500  
WEB durhambulls.com  
**MANAGER** Charlie Montoyo  
**PITCHING COACH** Neil Allen  
**COACH** Dave Myers  
**TRAINER** Mike Sandoval



### MONTGOMERY BISCUITS

Southern League (AA)  
PHONE (334) 323-2255  
WEB biscuitsbaseball.com  
**MANAGER** Billy Gardner Jr.  
**PITCHING COACH** R.C. Lichtenstein  
**COACH** Ozzie Timmons  
**TRAINER** Kris Russell



### CHARLOTTE STONE CRABS

Florida State League (A)  
PHONE (941) 206-3501  
WEB stonecrabsbaseball.com  
**MANAGER** Jim Morrison  
**PITCHING COACH** Steve Watson  
**COACH** Joe Szekely  
**TRAINER** Scott Thurston



### BOWLING GREEN HOT RODS

Midwest League (A)  
PHONE (270) 901-2121  
WEB bghotrods.com  
**MANAGER** Brady Williams  
**PITCHING COACH** Bill Moloney  
**COACH** Manny Castillo  
**TRAINER** Jeremy Spencer



### HUDSON VALLEY RENEGADES

New York-Penn League (Short-A)  
PHONE (845) 838-0094  
WEB hvrenegades.com  
**MANAGER** Jared Sandberg  
**PITCHING COACH** Kyle Snyder  
**COACH** Dan DeMent  
**TRAINER** Brian Newman



### PRINCETON RAYS

Appalachian League (Rookie)  
PHONE (304) 487-2000  
WEB princetonrays.net  
**MANAGER** Michael Johns  
**PITCHING COACH** Darwin Peguero  
**COACHES** Reinaldo Ruiz  
**TRAINER** Nick Flynn



### GCL RAYS

Gulf Coast League (Rookie)  
PHONE (727) 825-3267  
WEB MiLB.com  
**MANAGER** Paul Hoover  
**PITCHING COACH** Marty Demeritt  
**COACHES** Hector Torres,  
Wuarnner Rincones  
**TRAINER** Chris Tomashoff



### DSL RAYS

Dominican Summer League (Rookie)  
PHONE (809) 323-4793  
WEB MiLB.com  
**MANAGER** Julio Zorrilla  
**PITCHING COACH** Jose Gonzalez  
**COACHES** Elvin Del Rosario,  
Roberto Gil, Rafael Guerrero,  
Joan Martinez  
**TRAINER** Ever Perez



### VSL RAYS

Venezuelan Summer League (Rookie)  
WEB MiLB.com  
**MANAGER** Esteban Gonzalez  
**PITCHING COACH** Jorge Moncada  
**COACHES** German Melendez,  
Gustavo Omaña  
**TRAINER** Pablo Pacheco

# PLAYER DEVELOPMENT COORDINATORS



## JIM HOFF

MINOR LEAGUE FIELD COORDINATOR

**TENURE** Begins his 45th season in professional baseball. He joined the Rays on January 1, 2002.

**JIM, 66, RETURNS** for his 11th season overseeing all on-field operations for uniform staff in minor league operations. He replaced Tom Foley, who

was named the Rays major league third base coach in November 2001. Before joining the Rays, he served the Toronto Blue Jays as field coordinator in 2001 and as director of minor league development from 1998-2000. He also held the

field coordinator position with the Cincinnati Reds from 1984-90. Hoff managed in the Reds organization for 11 seasons and was an infielder in their farm system from 1967-72. He is a 1963 graduate of University of Detroit High School. He graduated from Xavier University in 1967 and attended the University of Notre Dame Law School. Jim currently resides in Tampa, Fla., and has two grown sons, Brian and Matthew.

### MANAGERIAL CAREER

| YEAR | CLUB           | RECORD |
|------|----------------|--------|
| 1973 | Seattle (SS-A) | 33-46  |
| 1974 | Billings (R)   | 35-37  |
| 1975 | Billings (R)   | 26-45  |
| 1976 | Billings (R)   | 36-35  |
| 1977 | Tampa (A)      | 65-70  |
| 1978 | Billings (R)   | 50-18  |

| YEAR          | CLUB         | RECORD         |
|---------------|--------------|----------------|
| 1979          | Billings (R) | 43-26          |
| 1980          | Billings (R) | 44-26          |
| 1981          | Billings (R) | 30-40          |
| 1982          | Tampa (A)    | 71-59          |
| 1983          | Tampa (A)    | 56-71          |
| <b>Totals</b> |              | <b>489-473</b> |



## BILL EVERS

MINOR LEAGUE FIELD COORDINATOR

**TENURE** Begins his 37th season in professional baseball. He joined the Rays organization on October 16, 1995.

**BILL, 58, ENTERS** his second season as minor league field coordinator after previously serving as a professional

scout in 2008-09 and Joe Maddon's major league bench coach in 2006-07. Prior to his stint as bench coach, his first 30 years of baseball were spent at the minor league level, including 19 as a manager. He is Durham's all-time leader with 613 victories as manager, and led the Bulls to International League championships in 2002 and

2003—two of five league titles on his resume (also Florida State League in 1997 and Texas League in 1990 and 1991). On June 19, 1996, he managed the GCL Rays in the first-ever minor league game in Rays history. Drafted by the Chicago Cubs out of Eckerd College in 1976, he caught and played first base in the Cubs system from 1976-79. He and his wife, Patricia, reside in New Port Richey, Fla., and have a daughter, Kelly, and a son, William, who pitched for three years (2004-06) in the Rays system.

### MANAGERIAL CAREER

| YEAR | CLUB            | RECORD |
|------|-----------------|--------|
| 1987 | Clinton (A)     | 72-67  |
| 1988 | Clinton (A)     | 78-62  |
| 1989 | Shreveport (AA) | 75-61  |
| 1990 | Shreveport (AA) | 65-68  |
| 1991 | Shreveport (AA) | 86-50  |
| 1992 | Phoenix (AAA)   | 66-78  |
| 1993 | Greensboro (A)  | 45-25  |
|      | Albany (AA)     | 34-33  |
| 1994 | Albany (AA)     | 71-70  |
| 1995 | Columbus (AAA)  | 71-68  |
| 1996 | GCL Rays (R)    | 24-35  |

| YEAR          | CLUB               | RECORD           |
|---------------|--------------------|------------------|
| 1997          | St. Petersburg (A) | 81-56            |
| 1998          | Durham (AAA)       | 80-64            |
| 1999          | Durham (AAA)       | 83-60            |
| 2000          | Durham (AAA)       | 81-62            |
| 2001          | Durham (AAA)       | 74-70            |
| 2002          | Durham (AAA)       | 80-64            |
| 2003          | Durham (AAA)       | 73-67            |
| 2004          | Durham (AAA)       | 77-67            |
| 2005          | Durham (AAA)       | 65-79            |
| <b>Totals</b> |                    | <b>1381-1206</b> |



## DICK BOSMAN

PITCHING COORDINATOR

**TENURE** This is his 41st year in professional baseball, 25th as a coach or coordinator. He joined the Rays on January 1, 2001.

**DICK, 68, RETURNS** for his 12th year with the Rays, sixth as the organization's pitching coordinator. He previously served as pitching coach at Short-A Hudson Valley (2001, 2004-06) and Double-A Orlando (2002-04). Dick spent nine seasons in the majors as the pitching coach for Baltimore (1992-94) and Texas (1995-2000). He began his coaching career as Baltimore's roving pitching instructor in 1988. "Boz" pitched 11 seasons in the majors for the

Washington Senators (1966-71), Texas (1972-73), Cleveland (1973-75) and Oakland (1975-76). He led the American League with a 2.19 ERA in 1969 and hurled a no-hitter for Cleveland on July 19, 1974 against Oakland. Bosman is the Senators' all-time leader with 49 wins and started their final game at RFK Stadium on Sep 30, 1971. He also started the first game in Rangers history on April 15, 1972 vs. California. Dick and his wife, Pamela, have three daughters: Michelle, Nadine and Amanda, and reside in Irmo, S.C.

### CAREER PITCHING

|                     | W  | L  | ERA  | G   | GS  | CG | SHO | SV | IP     | H    | R   | ER  | BB  | SO  |
|---------------------|----|----|------|-----|-----|----|-----|----|--------|------|-----|-----|-----|-----|
| Major League Totals | 82 | 85 | 3.67 | 306 | 229 | 29 | 10  | 2  | 1591.0 | 1594 | 736 | 648 | 412 | 757 |



## DEWEY ROBINSON

PITCHING COORDINATOR

**TENURE** This is his 32nd year in professional baseball, 26th as a coach or coordinator. He joined the Rays on October 20, 2009.

**DEWEY, 56, ENTERS** his third year with the Rays after 13 seasons with the Houston Astros organization. Before joining the Rays, he spent two years (2008-09) as the Astros major league pitching coach. Robinson previously served as Houston's director of pitching development and worked as a professional and amateur scout, including the evaluation of draft-eligible pitchers. He joined the Astros after

spending 10 seasons in the Chicago White Sox system, where he served two years (1993-94) as the White Sox bullpen coach and worked as the minor league pitching coordinator. The former right-handed pitcher made 30 career relief appearances for the White Sox over parts of three seasons (1979-81). Dewey and his wife, Cindy, have two sons, Brett and Greg, and reside in Sarasota, Fla.

### CAREER PITCHING

|                     | W | L | ERA  | G  | GS | CG | SHO | SV | IP   | H  | R  | ER | BB | SO |
|---------------------|---|---|------|----|----|----|-----|----|------|----|----|----|----|----|
| Major League Totals | 2 | 2 | 4.05 | 30 | 0  | 0  | 0   | 0  | 53.1 | 42 | 27 | 24 | 28 | 35 |



DID YOU KNOW?

## THE LEGEND OF DURHAM

Legend has it that the term "bullpen" originated from the area of shaded grass beyond the outfield wall where pitchers warmed up. The cooler ground was created by the large bull-shaped billboards for Bull Durham Tobacco, a subsidiary of American Tobacco, and the original owner of the Durham Bulls.





**STEVE LIVESEY**  
HITTING COORDINATOR

**TENURE** This is his 22nd season in professional baseball, 20th as a coach, manager or coordinator. He joined the Rays on May 1, 1996.

**STEVE, 43, RETURNS** for his seventh season as the minor league hitting coordinator and his 17th season in the

Rays system. He was named the 2007 Rays Player Development Man of the Year. Steve is the only person to have coached or managed in the Rays organization continuously since the inaugural 1996 season. He made his managerial debut with

Class-A Charleston (S.C.) in 2004 and led the RiverDogs to their first playoff appearance since 1988. A 35th-round draft pick of the Yankees in 1991, he played two years before beginning his coaching career with the GCL Yankees, where he spent two years. Steve is the son of former Rays Special Assistant Bill Livesey. He earned his bachelor's degree from Davidson College in North Carolina. He resides in St. Petersburg.

**MANAGERIAL CAREER**

| YEAR          | CLUB           | RECORD         |
|---------------|----------------|----------------|
| 2004          | Visalia (A)    | 55-85          |
| 2005          | Charleston (A) | 76-63          |
| <b>Totals</b> |                | <b>131-148</b> |



**MATT QUATRARO**  
HITTING COORDINATOR

**TENURE** Begins his 17th season in professional baseball, 10th in a coaching capacity. He joined the Rays on June 22, 2004.

**MATT, 37, STARTS** his third season as hitting coordinator after four seasons of managing, including two

with Class-A affiliates Bowling Green (2009) and Columbus (2008). He spent 2006-07 as the skipper for Short-A Hudson Valley. Matt began his coaching career midway through 2004 with the Renegades and returned to the post in 2005. An eighth-round pick by the Rays in the 1996 June Draft, he became the first Rays minor league

player to join the organization's coaching staff as the catching instructor in 2003. Matt played seven minor league seasons, batting .286 with 202 RBI in 415 games. He became the first Rays player to hit for the cycle on July 6, 1997 vs. Hickory. Quatraro graduated from Old Dominion University with a history degree and was named the 1996 ODU Male Athlete of the Year and Male Scholar Athlete of the Year. He and his wife, Christine, live in Albany, N.Y.

**MANAGERIAL CAREER**

| YEAR          | CLUB                 | RECORD         |
|---------------|----------------------|----------------|
| 2006          | Hudson Valley (SS-A) | 31-43          |
| 2007          | Hudson Valley (SS-A) | 34-42          |
| 2008          | Columbus (A)         | 67-69          |
| 2009          | Bowling Green (A)    | 64-74          |
| <b>Totals</b> |                      | <b>196-228</b> |



DID YOU KNOW?

**51st ANNUAL FLORIDA STATE LEAGUE ALL-STAR GAME**

The Stone Crabs are hosting the 51st annual Florida State League All-Star Game at Charlotte Sports Park on June 16.



## SKEETER BARNES

OUTFIELD & BASERUNNING COORDINATOR

**TENURE** This is his 34th year in professional baseball, 18th as a coach, manager or coordinator. He joined the Rays on January 1, 2003.

**WILLIAM HENRY "SKEETER" Barnes, 55,** returns for his 10th season in the Rays organization and his sixth at this

position. He coached the Rays Double-A affiliate in 2003-04 and Class-A Southwest Michigan in 2005, and managed Class-A Southwest Michigan in 2006. Skeeter served as the hitting coach for Triple-A Indianapolis (Brewers) in 2001-02. His coaching career began in the Detroit Tigers organization, making stops at Triple-A Toledo

(1995-96, 1999) and Class-A West Michigan (1997-98) before managing Class-A Lakeland in 2000. Originally drafted by the Reds in 1978, he played 17 years in professional baseball. He started at every position except pitcher and catcher during a nine-year major league career that spanned four organizations: Cincinnati (1983-84, 1989), Montreal (1985), St. Louis (1987) and Detroit (1991-94). Skeeter and his wife, Karen, reside in Indianapolis and have a daughter, Christy.

### CAREER BATTING

|                     | AVG  | G   | AB  | R  | H   | 2B | 3B | HR | RBI | BB | SO | SB |
|---------------------|------|-----|-----|----|-----|----|----|----|-----|----|----|----|
| Major League Totals | .259 | 353 | 614 | 95 | 159 | 30 | 4  | 14 | 83  | 41 | 74 | 20 |

### MANAGERIAL CAREER

| YEAR          | CLUB            | RECORD         |
|---------------|-----------------|----------------|
| 2000          | Lakeland (A)    | 52-88          |
| 2006          | SW Michigan (A) | 62-77          |
| <b>Totals</b> |                 | <b>114-165</b> |



## JAMIE NELSON

CATCHING COORDINATOR

**TENURE** Begins his 29th season in professional baseball, 17th as a manager or coach. He joined the Rays on January 1, 2000.

**JAMIE, 52, BEGINS** his 13th season in the Rays organization and his fifth as catching coordinator. He spent the

previous five seasons managing Rookie-level Princeton and stands as the P-Rays all-time leader in managerial wins with 141. He also coached at Princeton in 2000 and at Class-A Charleston in 2001-02. Jamie managed in the independent leagues from 1994-98. He appeared in 40 games

in the majors with the Seattle Mariners in 1983 and played 12 years in the minors with seven organizations: the Mets (1978-80), Mariners (1981-83), Brewers (1984-85), Royals (1987), Yankees (1988), Angels (1989) and Twins (1990). Jamie hosted a sports talk show in Mobile, Ala., in 1994-95 and co-hosted another in Tri-City, Wash., in 1997-98. He and his wife, Lee Ann, live in Hoover, Ala.

### CAREER BATTING

|                     | AVG  | G  | AB | R | H  | 2B | 3B | HR | RBI | BB | SO | SB |
|---------------------|------|----|----|---|----|----|----|----|-----|----|----|----|
| Major League Totals | .219 | 40 | 96 | 9 | 21 | 3  | 0  | 1  | 5   | 13 | 12 | 4  |

### MANAGERIAL CAREER

| YEAR          | CLUB          | RECORD         |
|---------------|---------------|----------------|
| 2003          | Princeton (R) | 23-41          |
| 2004          | Princeton (R) | 23-44          |
| 2005          | Princeton (R) | 34-31          |
| 2006          | Princeton (R) | 28-36          |
| 2007          | Princeton (R) | 33-35          |
| <b>Totals</b> |               | <b>141-187</b> |



**JOE BENGE**

MINOR LEAGUE MEDICAL COORDINATOR

**JOE, 34, ENTERS** his second season in the Rays organization and first as the minor league medical coordinator...spent last season as the Durham trainer after

spending the previous 10 years with the Orioles organization...made stops at Bowie (2007-10), Delmarva (2004-06), Aberdeen (2002-03) and the Bluefield Orioles (2001)...prior to joining the

Orioles, served as the athletic training intern for the Class-A Lowell Spinners in the Red Sox organization in 2000...interned with the Orioles major league training staff in the summer of 1999... is a member of the National Athletic Trainers Association...graduated from Loyola College with a BS in Biology in 1999 and received his masters degree in kinesiology from Fresno Pacific University in 2010...resides in Bradenton with his wife, Samantha, and their daughter, Isla (1).



**JOEL SMITH**

REHABILITATION & ATHLETIC TRAINING COORDINATOR

**JOEL ENTERS** his ninth season with the Rays and his fourth in his current role. He spent the previous four years as a trainer at various Rays affiliates: Montgomery in 2008,

Class-A Vero Beach in 2007 and Short-A Hudson Valley in 2005-06. In 2003, Joel interned with the

Rays in minor league spring training and with the Tampa Yankees during the season. He graduated from the University of South Florida in 2003 with a degree in athletic training and worked with the football, basketball, baseball and men's soccer teams. Joel and his wife, Sara, reside in Sarasota with their daughter, Emma Jean.



**TRUNG CAO**

STRENGTH & CONDITIONING COORDINATOR

**TRUNG ENTERS** his seventh season as the Rays minor league strength and conditioning coordinator. T.C. previously worked in the Chicago White Sox organi-

zation for 11 seasons. He is a Certified Strength and Conditioning Specialist Registered (CSCS \*R) and member of the National Strength and Conditioning Association. Trung and his wife, Helene, reside in Bradenton with their two sons, Ethan (3) and Eli (2).



**TIM McKECHNEY**

MINOR LEAGUE EQUIPMENT MANAGER

**TIM BEGINS** his 17th year with the Tampa Bay organization, 10th as minor league equipment manager. He oversees the Charlotte Sports Park complex year-round,

maintains the clubhouse for minor league spring training, assists during major league spring training and orders all equipment for the Rays minor

league affiliates. He previously served as the assistant minor league equipment manager from 2000-03 and as a batboy from 1996-99, when he worked the organization's first-ever game. Tim began his career as a batboy for the St. Petersburg Cardinals (1993-96). The Northeast High School graduate resides in North Port, Fla., with his wife, Brooke, their son, Jayce (3), daughter, Shae (1), and two dogs.



# 2012 MINOR LEAGUE SCHEDULES

## DURHAM BULLS › INTERNATIONAL LEAGUE (AAA)

|                    |                     |                      |                     |                  |
|--------------------|---------------------|----------------------|---------------------|------------------|
| <b>APRIL</b>       | 7-10 @Syracuse      | 14-17 @Lehigh Valley | 16-19 Lehigh Valley | 22-26 Norfolk    |
| 5-8 Gwinnett       | 11-14 @Scranton     | 18-21 @Rochester     | 20-23 Rochester     | 28-30 @Norfolk   |
| 9-11 Charlotte     | 15-18 Pawtucket     | 22-25 Buffalo        | 24-28 @Gwinnett     | 31 Charlotte     |
| 12-15 @Gwinnett    | 19-22 Charlotte     | 26-29 Syracuse       | 28-31 @Norfolk      | <b>SEPTEMBER</b> |
| 16-19 @Charlotte   | 24-25 Norfolk       | 30 @Buffalo          | <b>AUGUST</b>       | 1 Charlotte      |
| 20-23 @Pawtucket   | 26-27 @Norfolk      | <b>JULY</b>          | 2-5 Gwinnett        | 2-3 @Charlotte   |
| 24-25 @Norfolk     | 28-31 @Indianapolis | 1-3 @Buffalo         | 6-9 Columbus        |                  |
| 27-30 Indianapolis | <b>JUNE</b>         | 4-5 Norfolk          | 10-13 @Toledo       |                  |
| <b>MAY</b>         | 1-4 @Louisville     | 6-8 @Gwinnett        | 14-17 @Columbus     |                  |
| 1-4 Louisville     | 5-8 Scranton        | 9-11 All-Star Break  | 18-19 Gwinnett      |                  |
| 5-6 Norfolk        | 9-12 Toledo         | 12-15 @Charlotte     | 20-21 Charlotte     |                  |

## MONTGOMERY BISCUIES › SOUTHERN LEAGUE (AA)

|                    |                    |                     |                   |                    |
|--------------------|--------------------|---------------------|-------------------|--------------------|
| <b>APRIL</b>       | 11-15 Jacksonville | 18-20 All-Star Game | 19-22 @Birmingham | 24-28 Jacksonville |
| 5-9 @Pensacola     | 16-20 @Birmingham  | 21-25 @Mobile       | 24-28 @Jackson    | 30-31 Huntsville   |
| 10-14 @Mississippi | 23-27 Jackson      | 26-30 Jacksonville  | 29-31 Mississippi | <b>SEPTEMBER</b>   |
| 15-19 Mobile       | 28-31 @Mississippi | <b>JULY</b>         | <b>AUGUST</b>     | 1-3 Huntsville     |
| 20-24 Pensacola    | <b>JUNE</b>        | 1-3 @Jacksonville   | 1-2 Mississippi   |                    |
| 26-29 Birmingham   | 1 @Mississippi     | 4-6 Mobile          | 3-7 @Jacksonville |                    |
| <b>MAY</b>         | 2-6 Tennessee      | 7-9 Jackson         | 8-12 Jackson      |                    |
| 1-5 @Tennessee     | 7-11 Chattanooga   | 11-13 @Jacksonville | 14-18 @Huntsville |                    |
| 6-10 @Chattanooga  | 13-17 @Huntsville  | 14-17 Mobile        | 19-23 @Pensacola  |                    |

## CHARLOTTE STONE CRABS › FLORIDA STATE LEAGUE (A)

|                   |                   |                     |                  |                   |
|-------------------|-------------------|---------------------|------------------|-------------------|
| <b>APRIL</b>      | 8-11 Daytona      | 15-17 All-Star Game | 6 Fort Myers     | 10-12 Jupiter     |
| 5 Fort Myers      | 12 Fort Myers     | 18-20 Palm Beach    | 7-9 @Palm Beach  | 14-16 @Bradenton  |
| 6-7 @Fort Myers   | 14 Fort Myers     | 21 @Bradenton       | 11-14 Lakeland   | 17-19 St. Lucie   |
| 9-11 @St. Lucie   | 15-16 @Fort Myers | 22-23 Bradenton     | 15-18 @Daytona   | 21-23 @Palm Beach |
| 12-14 Jupiter     | 17-20 @Tampa      | 24-27 @Brevard      | 19-22 Clearwater | 24-26 @St. Lucie  |
| 15-17 St. Lucie   | 21-24 Brevard Co. | 28 Fort Myers       | 23 @Fort Myers   | 27-29 Palm Beach  |
| 19-21 @Jupiter    | 25-27 @St. Lucie  | 29 @Fort Myers      | 24-25 Fort Myers | 30-31 @Fort Myers |
| 22-24 @Palm Beach | 29-31 Jupiter     | 30 Fort Myers       | 26-29 @Dunedin   | <b>SEPTEMBER</b>  |
| 25-27 Bradenton   | <b>JUNE</b>       | <b>JULY</b>         | 30-31 Tampa      | 1 @Fort Myers     |
| 28-30 Palm Beach  | 1-4 Dunedin       | 1 Bradenton         | <b>AUGUST</b>    | 2 Fort Myers      |
| <b>MAY</b>        | 5-8 @Lakeland     | 2-3 @Bradenton      | 1-2 Tampa        |                   |
| 1-3 @Bradenton    | 9-11 St. Lucie    | 4 Fort Myers        | 3-5 @Jupiter     |                   |
| 4-7 @Clearwater   | 12-14 @Jupiter    | 5 @Fort Myers       | 7-9 Bradenton    |                   |

## BOWLING GREEN HOT RODS › MIDWEST LEAGUE (A)

|                     |                    |                      |                      |                    |
|---------------------|--------------------|----------------------|----------------------|--------------------|
| <b>APRIL</b>        | 9-11 @Lansing      | 12-14 West Michigan  | 18-20 Kane County    | 25-28 @South Bend  |
| 5-7 @South Bend     | 12-15 South Bend   | 15-17 Fort Wayne     | 21-23 Clinton        | 29-31 @Lake County |
| 9-11 @West Michigan | 16-18 Dayton       | 18-21 All-Star Game  | 25-27 @Lansing       | <b>SEPTEMBER</b>   |
| 12-15 @Lake County  | 19-21 @Fort Wayne  | 22-24 @Dayton        | 28-31 West Michigan  | 1-3 Fort Wayne     |
| 16-18 Great Lakes   | 23-25 @Great Lakes | 25-27 @West Michigan | <b>AUGUST</b>        |                    |
| 19-21 Cedar Rapids  | 26-29 @Fort Wayne  | 28-30 Lansing        | 1-3 Great Lakes      |                    |
| 22-24 Quad Cities   | 30-31 Lansing      | <b>JULY</b>          | 4-7 @Fort Wayne      |                    |
| 25-27 @Beloit       | <b>JUNE</b>        | 1-3 Dayton           | 8-10 South Bend      |                    |
| 28-30 @Wisconsin    | 1 Lansing          | 4-6 @Fort Wayne      | 11-13 @West Michigan |                    |
| <b>MAY</b>          | 2-4 Dayton         | 7-9 Lake County      | 15-17 @Great Lakes   |                    |
| 2-4 @South Bend     | 6-8 @Lansing       | 11-13 @Burlington    | 18-21 South Bend     |                    |
| 5-8 Lake County     | 9-11 @Dayton       | 14-16 @Peoria        | 22-24 Dayton         |                    |

HUDSON VALLEY RENEGADES › NEW YORK-PENN LEAGUE (SHORT-A)

| JUNE  |                | 29          | @Staten Island | 14-16 | Mahoning Val.  | AUGUST |                | 24-26            | Aberdeen       |
|-------|----------------|-------------|----------------|-------|----------------|--------|----------------|------------------|----------------|
| 18-19 | Aberdeen       | 30          | Staten Island  | 17    | @Brooklyn      | 1-3    | @State College | 27               | @Staten Island |
| 20-21 | @Aberdeen      | <b>JULY</b> |                | 18    | Brooklyn       | 4-6    | @Jamestown     | 28               | Staten Island  |
| 22    | Staten Island  | 1           | Brooklyn       | 19-20 | Aberdeen       | 7-9    | Vermont        | 29               | Brooklyn       |
| 23-24 | @Staten Island | 2           | @Brooklyn      | 21-22 | @Aberdeen      | 10-12  | Lowell         | 30               | @Brooklyn      |
| 25    | @Brooklyn      | 3           | Brooklyn       | 23    | Staten Island  | 13-14  | All-Star Game  | 31               | @Aberdeen      |
| 26    | Brooklyn       | 4-6         | @Vermont       | 24    | @Staten Island | 15-17  | @Connecticut   | <b>SEPTEMBER</b> |                |
| 27    | @Brooklyn      | 7-9         | @Auburn        | 25-27 | Tri-City       | 18-20  | @Lowell        | 1-2              | @Aberdeen      |
| 28    | Staten Island  | 11-13       | Batavia        | 28-30 | Williamsport   | 21-23  | Connecticut    | 3-5              | @Tri-City      |

PRINCETON RAYS › APPALACHIAN LEAGUE (ROOKIE)

| JUNE        |              | 4-6   | @Pulaski   | 22-24         | Johnson City | 10-12 | Greenville    |
|-------------|--------------|-------|------------|---------------|--------------|-------|---------------|
| 19-21       | Kingsport    | 7-9   | Danville   | 26-28         | Bluefield    | 14-16 | @Burlington   |
| 22-24       | Pulaski      | 11-13 | @Danville  | 29-31         | @Burlington  | 17-19 | @Johnson City |
| 27-27       | @Greenville  | 14-16 | Burlington | <b>AUGUST</b> |              | 20-22 | Danville      |
| 28-30       | @Bristol     | 17-19 | @Bluefield | 1-3           | @Pulaski     | 23-25 | Bristol       |
| <b>JULY</b> |              | 20    | Bluefield  | 4-6           | @Kingsport   | 26-28 | @Elizabethton |
| 1-3         | Elizabethton | 21    | @Bluefield | 7-9           | Bluefield    |       |               |

GULF COAST LEAGUE RAYS › (ROOKIE)

| JUNE |          | JULY |          | 16 | @Red Sox | 31            | Twins    | 14 | Red Sox  |
|------|----------|------|----------|----|----------|---------------|----------|----|----------|
| 18   | @Red Sox | 2    | Twins    | 17 | Red Sox  | <b>AUGUST</b> |          | 15 | @Twins   |
| 19   | Red Sox  | 3    | @Twins   | 18 | @Twins   | 1             | @Red Sox | 16 | Twins    |
| 20   | @Twins   | 4    | @Red Sox | 19 | Twins    | 2             | Red Sox  | 17 | Orioles  |
| 21   | Twins    | 5    | Red Sox  | 20 | Orioles  | 3             | Orioles  | 18 | @Orioles |
| 22   | Orioles  | 6    | Orioles  | 21 | @Orioles | 4             | @Orioles | 20 | @Twins   |
| 23   | @Orioles | 7    | @Orioles | 23 | Red Sox  | 6             | Twins    | 21 | Twins    |
| 25   | Red Sox  | 9    | @Twins   | 24 | @Red Sox | 7             | @Twins   | 22 | Red Sox  |
| 26   | @Red Sox | 10   | @Orioles | 25 | Twins    | 8             | Red Sox  | 23 | @Red Sox |
| 27   | Twins    | 11   | @Red Sox | 26 | @Twins   | 9             | @Red Sox | 24 | @Orioles |
| 28   | @Twins   | 12   | Red Sox  | 27 | @Orioles | 10            | @Orioles | 25 | Orioles  |
| 29   | @Orioles | 13   | Twins    | 28 | Orioles  | 11            | Orioles  |    |          |
| 30   | Orioles  | 14   | Orioles  | 30 | @Twins   | 13            | @Red Sox |    |          |



DID YOU KNOW?

**ORGANIZATION NO-HITTERS**  
(COMPLETE GAMES)

|                  |  |
|------------------|--|
| Jason Standridge | June 28, 1999 with Charleston (7.0 IP)             |
| Doug Waechter    | Aug 10, 2000 with Hudson Valley (9.0 IP)           |
| Gerardo Garcia   | May 22, 2002 with Orlando (9.0 IP)                 |
| Chad Gaudin      | July 15, 2003 with Orlando (7.0 IP) (Perfect Game) |
| Wade Davis       | Aug 31, 2006 with Southwest Michigan (7.0 IP)      |
| Wade Davis       | May 4, 2007 with Vero Beach (7.0 IP)               |
| Matt Moore       | June 6, 2009 with Bowling Green (7.0 IP)           |
| Matt Garza       | July 26, 2010 with Tampa Bay (9.0 IP)              |
| Matt Moore       | June 16, 2011 with Montgomery (9.0 IP)             |
| Victor Mateo     | July 8, 2011 with Bowling Green (7.0 IP)           |



2011  
RECORD  
80-62  
First Place



## INTERNATIONAL LEAGUE (AAA)

**STADIUM (YR. OPENED)** Durham Bulls Athletic Park (1995)  
**ADDRESS** 409 Blackwell Street, Durham, NC 22701  
**AFFILIATE YEAR** 15th  
**PRESIDENT-CEO** Jim Goodmon  
**GENERAL MANAGER** Mike Birling

**PHONE** (919) 687-6500  
**WEB** durhambulls.com  
**P.R. CONTACT** Patrick Kinas (919) 687-6516  
**PRESS BOX PHONE** (919) 687-0681

## 2011 SEASON REVIEW

FOR THE SECOND TIME IN TWO SEASONS, the Bulls fell to the Columbus Clippers (Indians) in the International League playoffs as they were swept out of IL Semifinals in three games. They did, however, win their fifth consecutive International League South Division title and collected 80-plus wins for the third consecutive season, only the second time that has happened in league history. INF Russ Canzler, in his first year in the organization, was named IL MVP after batting .314 with 18 home runs and 83 RBI.



### CHARLIE MONTOYO

MANAGER

**TENURE** This is his 26th season in professional baseball, 16th as a minor league manager. He joined the Rays on October 31, 1996.

**CHARLIE, 47, BEGINS** his sixth season as Durham's manager and his 16th in the Rays organization...

has led Durham to the South Division title and International League finals in each of his five years as manager...was named manager of the World Team at the XM Futures game for a second consecutive season...led the Bulls to the International League championship series for the three straight seasons from 2007-09... after the Bulls won the Triple-A championship in 2009, he was named the *Baseball America* Minor League Manager of the Year and received the Mike Coolbaugh Award, which is presented to "an individual who has shown an outstanding baseball work ethic, knowledge of the game and skill in mentoring young players on the field"...

named by *BA* as its Triple-A Manager of the Year in 2007...in 2006, led Montgomery to the Southern League title and was selected as the Rays inaugural Player Development Man of the Year...steered Short-A Hudson Valley to the division title in 1998, his only year there...took Class-A Bakersfield to the playoffs in 2001 and missed the postseason by one game in 2002...played 10 years as an infielder with the Brewers, Expos and Phillies organizations, and spent 27 days in the majors with Montreal in 1993...drafted by Milwaukee in the sixth round of the 1987 June Draft...attended San Jose De Anza (Calif.) Junior College and Louisiana Tech University...he and his wife, Samantha, reside in Sahuarita, Ariz., and have two sons, Tyson (8) and Alexander (3).

## MANAGERIAL CAREER

| YEAR | CLUB                 | RECORD |
|------|----------------------|--------|
| 1997 | Princeton (R)        | 39-30  |
| 1998 | Hudson Valley (SS-A) | 50-26  |
| 1999 | Charleston (A)       | 65-77  |
| 2000 | Charleston (A)       | 73-66  |
| 2001 | Bakersfield (A)      | 64-76  |
| 2002 | Bakersfield (A)      | 69-72  |
| 2003 | Orlando (AA)         | 65-72  |
| 2004 | Montgomery (AA)      | 57-83  |

| YEAR          | CLUB            | RECORD           |
|---------------|-----------------|------------------|
| 2005          | Montgomery (AA) | 67-70            |
| 2006          | Montgomery (AA) | 77-62            |
| 2007          | Durham (AAA)    | 80-63            |
| 2008          | Durham (AAA)    | 74-70            |
| 2009          | Durham (AAA)    | 83-61            |
| 2010          | Durham (AAA)    | 88-55            |
| 2011          | Durham (AAA)    | 80-62            |
| <b>Totals</b> |                 | <b>1,031-945</b> |

## CAREER BATTING

|                     | AVG  | G | AB | R | H | 2B | 3B | HR | RBI | BB | SO | SB |
|---------------------|------|---|----|---|---|----|----|----|-----|----|----|----|
| Major League Totals | .400 | 4 | 5  | 1 | 2 | 1  | 0  | 0  | 3   | 0  | 0  | 0  |



**NEIL ALLEN**  
PITCHING COACH

**TENURE** This is his 32nd season in professional baseball, 17th as a minor league coach. He joined the Rays organization on November 29, 2006.

**NEIL, 54, RETURNS** for a second season in Durham after stops in Charlotte (2010) and Montgomery (2007-09)...

spent the previous seven seasons in the Yankees organization, including 2005 when he served as the major league club's bullpen coach...coached at Class-A Staten Island from 2000-02 and joined Triple-A Columbus for the 2003, 2004 and 2006 seasons...coached in the Blue Jays system from 1996-99, making stops at Class-A St. Catharines

(1996, 1998-99) and Rookie-level Medicine Hat (1997)...made his coaching debut for Mobile of the independent Texas-Louisiana League in 1995...an 11th-round selection of the Mets in 1976, he pitched 11 years in the majors for the Mets (1979-83), Cardinals (1983-85), Yankees (1985, 1987-88), White Sox (1986-87) and Indians (1989)...played baseball, basketball and football at Bishop Ward (Kan.) High School...he and his wife, Lisa, reside in Sarasota, Fla., with their son, Bobby (12).

**CAREER PITCHING**

|                     | W  | L  | ERA  | G   | GS | CG | SHO | SV | IP    | H   | R   | ER  | BB  | SO  |
|---------------------|----|----|------|-----|----|----|-----|----|-------|-----|-----|-----|-----|-----|
| Major League Totals | 58 | 70 | 3.88 | 434 | 59 | 7  | 6   | 75 | 988.1 | 985 | 464 | 426 | 417 | 611 |



**DAVE MYERS**  
COACH

**TENURE** Begins his fourth season with the Rays organization and 32nd year in professional baseball including four major league seasons. He joined the Rays on January 1, 2009.

**DAVE, 52, RETURNS** to the Bulls for his fourth season after coaching the previous two years with Triple-A

Buffalo (Indians)...prior to that, spent 26 years in the Mariners system, 19 as a coach or manager...included were four years (2001-04) as the third base and infield coach at the major league level...began his coaching career as a player/coach for Double-A Vermont (Mariners) in 1988...was named

Arizona League co-Manager of the Year in 1990...managed 12 years (1989-2000) in the M's system...a 13th-round selection by Seattle in the 1981 June Draft, he hit .272 over eight minor league seasons (1981-88) with the Mariners...won the Southern League batting title (.328) in 1987...was drafted out of Temple University, where he graduated with a degree in physical education...resides in Gig Harbor, Wash., with his wife, Christine, son, D.J., and daughter, Chelsea.

**MANAGERIAL CAREER**

| YEAR | CLUB              | RECORD |
|------|-------------------|--------|
| 1989 | Tempe (R)         | 28-38  |
| 1990 | Tempe (R)         | 32-21  |
| 1991 | Bellingham (SS-A) | 37-39  |
| 1992 | Bellingham (SS-A) | 43-33  |
| 1993 | Riverside (A)     | 76-61  |
| 1994 | Riverside (A)     | 87-49  |
| 1995 | Port City (AA)    | 62-80  |

| YEAR          | CLUB         | RECORD         |
|---------------|--------------|----------------|
| 1996          | Tacoma (AAA) | 69-73          |
| 1997          | Tacoma (AAA) | 76-67          |
| 1998          | Tacoma (AAA) | 77-67          |
| 1999          | Tacoma (AAA) | 69-70          |
| 2000          | Tacoma (AAA) | 76-67          |
| <b>Totals</b> |              | <b>732-665</b> |



**MIKE SANDOVAL**  
TRAINER

**MIKE STARTS HIS** first year with the Rays and 26th in professional baseball, all previously coming with the Pirates organization...from 2001-11, was the Pirates as-

sistant athletic trainer and major league rehab coordinator...in 2002 was named to the Major League Athletic Trainers Staff of the Year...in 2006 was the athletic trainer for the Mexican team dur-

ing the World Baseball Classic...from 1987-2000, made stops at five different levels in the Pirates system as an athletic trainer for eight different teams...has also spent winters as a trainer in the Dominican Republic (1991), Venezuela (1990) and with Kauai of the Hawaiian Winter League (2003-04)...graduated from New Mexico State University in 1988 with a degree in physical education and sports medicine...he and his wife, Dodie, have a son, Michael Jr.



2011  
RECORD  
65-74  
Fourth Place



## SOUTHERN LEAGUE (AA)

**STADIUM (YR. OPENED)** Montgomery Riverwalk Stadium (2004)

**ADDRESS** 200 Coosa Street, Montgomery, AL 36104

**AFFILIATE YEAR** 9th

**PRINCIPAL OWNERS** Tom Dickson and Sherrie Myers

**TEAM PRESIDENT** Greg Rauch

**PHONE** (334) 323-2255

**WEB** biscuitsbaseball.com

**P.R. CONTACT** Joe Davis

**PRESS BOX PHONE** (334) 323-2255

## 2011 SEASON REVIEW

**THE BISCUITS MISSED THE PLAYOFFS** for a fourth consecutive season and their 65 wins matched the second-lowest win total (also 2009) in the club's eight-year history. Matt Moore was named Southern League Pitcher of the Year as well as a midseason and postseason All-Star and threw the franchise's first no-hitter on June 16 at Mobile.



### BILLY GARDNER JR.

MANAGER

**TENURE** This is his 23rd season in professional baseball, 18th as a minor league manager. He joined the Rays on November 29, 2006.

**BILLY, 45, ENTERS** his sixth season as Biscuits manager... this past offseason he managed the Surprise Saguaros

in the Arizona Fall League to a 26-11 record, the 2nd-highest winning percentage in league history (.703)...named by *Baseball America* as the Best Manager Prospect in the Southern League in the 2010 Best Tools survey...led Montgomery to the Southern League title in 2007, his first year...skipped Class-A Dayton (Reds) in 2006 after a three-year stint in the Royals chain...led Class-A Wilmington to the Carolina League playoffs in 2003 and 2004, and earned the Dick Howser Player Development Award in 2004...spent 10 seasons in the Red Sox system, coaching at Rookie-level Butte (1993) and Class-A High Desert (1994) and managing for several clubs from 1995-2002...

led Class-A Augusta to the Sally League title in 1999...in 1998 with Class-A Michigan, was honored as Midwest League Manager of the Year and Red Sox Edward F. Kenney Player Development Award...began his pro coaching career in 1990 with the Pittsfield Mets of the New York-Penn League for two seasons, then joined the St. Lucie Mets in 1992...was selected by the Royals as a first baseman in the 50th round of the 1987 June Draft out of the University of Hartford (Conn.)...played two years in the minors before returning to Hartford for his first coaching job...his father, Billy Gardner Sr., managed the Twins from 1981-85 and the Royals for part of the 1987 campaign...he and his wife, Kristie, make their home in Wake Forest, N.C., and have three children: Joshua, Jaycie and Abbie.

## MANAGERIAL CAREER

| YEAR | CLUB           | RECORD |
|------|----------------|--------|
| 1995 | Butte (R)      | 19-51  |
| 1996 | Lowell (SS-A)  | 33-41  |
| 1997 | Michigan (A)   | 70-67  |
| 1998 | Michigan (A)   | 79-61  |
| 1999 | Augusta (A)    | 69-70  |
| 2000 | Trenton (AA)   | 67-75  |
| 2001 | Trenton (AA)   | 67-75  |
| 2002 | Sarasota (A)   | 62-74  |
| 2003 | Wilmington (A) | 80-60  |

| YEAR          | CLUB            | RECORD             |
|---------------|-----------------|--------------------|
| 2004          | Wilmington (A)  | 77-62              |
| 2005          | High Desert (A) | 75-65              |
| 2006          | Dayton (A)      | 67-73              |
| 2007          | Montgomery (AA) | 81-59              |
| 2008          | Montgomery (AA) | 69-70              |
| 2009          | Montgomery (AA) | 65-74              |
| 2010          | Montgomery (AA) | 72-66              |
| 2011          | Montgomery (AA) | 65-74              |
| <b>Totals</b> |                 | <b>1,117-1,117</b> |





**R.C. LICHTENSTEIN**

PITCHING COACH

**TENURE** This is his 18th season in professional baseball, all as a coach or manager. He joined the Rays on January 1, 2005.

**R.C., 43, IS NEW** to the Biscuits staff this season after spending the previous three years at Bowling Green...

of his first four seasons...R.C. was the manager and director of baseball operations for the independent DuBois County Dragons in 1996-97...in 1995, he appeared as a player/pitching coach of the Merrillville Muddogs of the independent Mid-American League...he is a graduate of the University of Illinois-Chicago where he also served as a coach from 1991-94...during the summers of 1993-94, he coached the USA Select Team in International Tournaments in Belgium, Holland and Aruba...resides in Wheeling, Ill., with his wife, Grace, and two children, Zach and Peyton.

this is his eighth season with the Rays...spent 2007-08 as the pitching coach for Vero Beach after doing the same for Class-A Southwest Michigan in 2005-06...was the pitching coach for independent Central League champion Edinburg in 2004 and manager of the Alexandria Aces of the Central League in 2003...worked the previous five seasons (1998-2002) as a pitching coach in the Brewers system where his teams made the playoffs three



**OZZIE TIMMONS**

COACH

**TENURE** This is his 22nd season in professional baseball, sixth in a coaching capacity. He joined the Rays on November 29, 2006.

**OZZIE, 41, WILL SERVE** his fourth year on the Biscuits staff in his sixth season as a coach...in his first three

homers and 13 RBI...was selected by the Cubs in the fifth round of the 1991 June Draft and played professionally for 16 seasons with the Cubs, Reds, Mariners, Rays, Braves, Diamondbacks and Mets organizations as well as the Chunichi Dragons of the Japanese Central League, the Mexican League and independent Atlantic City...hit 269 home runs over his minor league career...graduated from Brandon (Fla.) High School in 1988 and attended the University of Tampa where he was a two-time NCAA Division II All-American...Ozzie and his wife, Kimberly, reside in Tampa with their three children: Marnika, Keyon and Ozzie Jr.

years of coaching, he advanced from Short-A Hudson Valley (2007) to Class-A Columbus (2008) to Montgomery...the former outfielder played his final stint in the majors with the Rays in 2000, receiving a September call-up after posting a career year for Triple-A Durham, hitting 29 homers, leading the International League in RBI (104) and runs (100) and earning All-Star honors...batted .341 in 12 games during his Rays call-up with 4

**CAREER BATTING**

|                     | AVG  | G   | AB  | R  | H  | 2B | 3B | HR | RBI | BB | SO | SB |
|---------------------|------|-----|-----|----|----|----|----|----|-----|----|----|----|
| Major League Totals | .235 | 186 | 405 | 62 | 95 | 20 | 1  | 20 | 60  | 33 | 82 | 4  |



**KRIS RUSSELL**

TRAINER

**KRIS ENTERS** his sixth season with the Rays and ninth in professional baseball...he joins Montgomery this season after spending 2011 in Charlotte...prior

(2007), Class-A Southwest Michigan (2006) and Rookie-level Princeton (2005)...began his professional career in 2004 as an intern at the Raymond A. Naimoli Complex...the St. Petersburg native graduated from the University of South Florida with a Bachelor's of Science in Athletic Training in 2004...while at USF, he worked with the football, basketball, baseball and men's soccer teams...is NATA certified and licensed as a trainer...resides in Clearwater with his wife, Bridget.

to his most recent stint with the Rays, he was with the Class-A Tampa Yankees of the Florida State League from 2008-10 as a trainer...was previously an athletic trainer in the Rays system from 2004-07...made stops at Class-A Columbus


**2011  
RECORD**
**64-75**  
 Fourth Place

**FLORIDA STATE LEAGUE (A)**

**STADIUM (YR. OPENED)** Charlotte Sports Park (1987);  
renovated and re-opened in 2008  
**ADDRESS** 2300 El Jobean Road, Building A,  
Port Charlotte, FL 33948  
**AFFILIATE YEAR** 4th  
**PRINCIPAL OWNER** Ripken Baseball

**GENERAL MANAGER** Jim Pfander  
**PHONE** (941) 206-4487  
**WEB** stonecrabsbaseball.com  
**P.R. CONTACT** Grant McAuley (941) 206-3501  
**PRESS BOX PHONE** (941) 235-5082

**2011 SEASON REVIEW**

**THE STONE CRABS FAILED TO REACH THE POSTSEASON** after making it to the FSL Championship the previous two seasons. Charlotte led the FSL with 177 stolen bases. SS Hak-Ju Lee was ranked by *Baseball America* as the Most Exciting Player in the FSL and INF Tyler Bortnick was ranked as the Best Baserunner in the FSL.



**JIM MORRISON**  
MANAGER

**TENURE** This is his 28th season in professional baseball, eighth as a minor league manager. He joined the Rays on November 29, 2006.

**JIM, 59, BEGINS** his fourth season as manager at Charlotte in his sixth year with the Rays...led the Stone Crabs to the Florida State League finals in 2009 and 2010...named by *Baseball America* as the Best Manager Prospect in the FSL in its 2009 and 2010 Best Tools surveys...managed Vero Beach in 2008 and moved to Charlotte along with the franchise...in 2007, managed Class-A Columbus to the South Atlantic League title...joined the coaching ranks in 2000, spending two seasons with the Rookie-level GCL Phillies, then acted as Philadelphia's roving infield instructor in 2002...coached for

two seasons (2003-04) at Short-A Batavia before taking on his first managerial assignment with the GCL Phillies in 2005...played 15 years as an infielder, including 12 major league seasons with the Phillies, White Sox, Pirates, Tigers and Braves before retiring in 1988...hit a career-high 23 homers as Pittsburgh's third baseman in 1986...was selected by the Phillies in the fifth round of the 1974 June Draft...reached the postseason with Philadelphia in the 1978 NLCS and again with Detroit in the 1987 ALCS...played collegiate ball at Georgia Southern...he and wife, Nan, have two children, James III (21) and Sarah (18), and reside in Bradenton, Fla.

**CAREER BATTING**

|                     | AVG  | G    | AB   | R   | H   | 2B  | 3B | HR  | RBI | BB  | SO  | SB |
|---------------------|------|------|------|-----|-----|-----|----|-----|-----|-----|-----|----|
| Major League Totals | .260 | 1089 | 3375 | 371 | 876 | 170 | 16 | 112 | 435 | 213 | 521 | 50 |

**MANAGERIAL CAREER**

| YEAR | CLUB             | RECORD | YEAR          | CLUB          | RECORD         |
|------|------------------|--------|---------------|---------------|----------------|
| 2005 | GCL Phillies (R) | 24-27  | 2009          | Charlotte (A) | 71-66          |
| 2006 | GCL Phillies (R) | 18-31  | 2010          | Charlotte (A) | 80-59          |
| 2007 | Columbus (A)     | 82-53  | 2011          | Charlotte (A) | 64-75          |
| 2008 | Vero Beach (A)   | 54-81  | <b>Totals</b> |               | <b>393-392</b> |



**STEVE WATSON**

PITCHING COACH

**TENURE** This is his 33rd season in professional baseball, 28th in a coaching capacity. He joined the Rays on December 14, 2010.

**STEVE (DOC), 51, RETURNS** for his second season with the Stone Crabs and Rays...he previously spent three seasons

in the Florida Marlins organization, serving as the pitching coach for the Jupiter Hammerheads of the Florida State League in 2010...managed the Rookie-level Gulf Coast League Marlins in 2008 and was pitching coach of Jamestown in 2009...before join-

ing the Marlins, spent five seasons in the Orioles organization...began his coaching career in the Cincinnati organization after retiring as a player following the 1984 season...Watson played five seasons in the minors and led the FSL with 55 appearances while playing at Tampa in 1983...graduated from Florida Southern in 1980...he and his wife, Edie, have three children: Daniel (23), Chandler (19) and Alexandra (16).

**MANAGERIAL CAREER**

| YEAR | CLUB        | RECORD |
|------|-------------|--------|
| 2008 | GCL Marlins | 30-24  |



**JOE SZEKELY**

COACH

**TENURE** This is his 28th season in professional baseball, 17th in a coaching capacity. He joined the Rays on November 1, 2004.

**JOE, 50, RETURNS TO** Charlotte for his eighth season with the Rays...this is his fourth season with Charlotte

after managing in the four seasons prior...skipped Class-A Visalia to the California League finals in 2006 and Class-A Southwest Michigan to the playoffs in 2005...spent six seasons in the Royals system, serving as hitting coach with Class-A Spokane (1999), manager from 2000-03, and minor league catching instructor in 2004...a

second-round pick by Kansas City in 1982, he caught 11 seasons in the minors for the Royals (1982-83), Dodgers (1983-89), Blue Jays (1990) and Braves (1991-92)...after retiring as a player, he coached in the Braves system from 1993-95, the Colorado Silver Bullets women's baseball team in 1997 and the independent Somerset Patriots in 1998...majored in physical education at Texas A&M and resides in Marion, Texas, with his wife, Kim, and daughters, Shelby and Morgan.

**MANAGERIAL CAREER**

| YEAR | CLUB               | RECORD |
|------|--------------------|--------|
| 2000 | Charleston, WV (R) | 38-30  |
| 2001 | Burlington (A)     | 39-37  |
| 2002 | Burlington (A)     | 26-49  |
| 2003 | Burlington (A)     | 37-37  |
| 2005 | SW Michigan (A)    | 72-67  |

| YEAR          | CLUB           | RECORD         |
|---------------|----------------|----------------|
| 2006          | Visalia (A)    | 75-65          |
| 2007          | Vero Beach (A) | 59-79          |
| 2008          | Princeton (R)  | 24-38          |
| <b>Totals</b> |                | <b>370-402</b> |



**SCOTT THURSTON**

TRAINER

**SCOTT BEGINS** his fifth season as a trainer in the Rays organization and first with Charlotte after spending the previous two seasons at Bowling Green...spent 2009

in Hudson Valley and 2008 with Rookie-level Princeton...came to the Rays from the Cleveland Indians, where he interned in 2007 with the major

league medical staff after graduating...owns a dual degree in dietetics and sports exercise science from the University of Northern Colorado...while in college, he worked at the Northern Colorado Sports Medicine Clinic and completed an internship with the Greeley Grays of the Colorado Collegiate Baseball League...the Greeley, Colo., resident enjoys snowboarding, four-wheeling and off-roading in his Jeep.



# BOWLING GREEN HOT RODS

**2011  
RECORD**
**77-63**  
 Third Place

**MIDWEST LEAGUE (A)**

**STADIUM** Bowling Green Ballpark (2009)  
**ADDRESS** 300 E. 8th Ave., Bowling Green, KY 42101  
**AFFILIATE YEAR** 4th  
**PRINCIPAL OWNER** Triple Play LLC;  
 Art Solomon, Principal Owner  
**TEAM PRESIDENT** Brad Taylor (btaylor@bghotrods.com)

**P.R. CONTACT** Hank Fuerst (hfuerst@bghotrods.com)  
**PHONE** (270) 901-2121  
**WEB** bghotrods.com  
**PRESS BOX PHONE** (270) 846-2815

## 2011 SEASON REVIEW

**BOWLING GREEN WON A FRANCHISE-BEST 77 GAMES** and made the club's first playoff appearance after it won the Midwest League North Division in the first half but was swept in the first round of the MWL playoffs by the Fort Wayne TinCaps (Padres). The Hot Rods sent four players to the MWL All-Star Game: SS Derek Dietrich, LH C.J. Riefenhauser, RH Eliazer Suero and 1B Phil Wunderlich.



### BRADY WILLIAMS

MANAGER

**TENURE** This is his 13th season in professional baseball, seventh in a coaching or managing capacity. He joined the Rays on March 5, 2006.

**BRADY, 32, RETURNS** to the Hot Rods for a third season, his fourth year as a manager...took his first managerial as-

signment at Hudson Valley in 2009...coached at Class-A Vero Beach in 2008 after serving the previous two years as a coach at Class-A Columbus (2007) and Southwest Michigan (2006)...selected by the Red Sox in the 45th round of the 1999 June Draft, the former first baseman played five sea-

sons of minor league ball with the Red Sox (1999-2001), Twins (2002) and Rays (2003) before joining the coaching ranks...appeared in five games in 2003 for Class-A Bakersfield, his final playing experience...Williams attended Pasco Hernando Community College and was a member of the 1991 Dunedin Little League team that advanced to the World Series...he is the son of former Rays special instructor and big league manager Jimmy Williams...resides in Palm Harbor, Fla.

### MANAGERIAL CAREER

| YEAR          | CLUB                 | RECORD         |
|---------------|----------------------|----------------|
| 2009          | Hudson Valley (SS-A) | 38-37          |
| 2010          | Bowling Green (A)    | 61-78          |
| 2011          | Bowling Green (A)    | 77-63          |
| <b>Totals</b> |                      | <b>176-178</b> |


**DID YOU KNOW?**

### “BOWLING GREEN CAVE SHRIMP”

The Hot Rods won the MiLB.com award for Promotion of the Year in 2009 with “What Could Have Been Night,” where they explored the alternate reality that could have been if “Cave Shrimp” had won the name-the-team contest instead of Hot Rods. The team hosted “What Could Have Been Night 2” in 2010 and gave away 1,000 Cave Shrimp bobble-tail dolls.



## BILL MOLONEY

PITCHING COACH

**TENURE** This is his 33rd season in professional baseball, 28th in a coaching capacity. He joined the Rays on November 29, 2006.

**BILL, 56, ENTERS** his sixth season as pitching coach in the Rays organization and his first at Bowling Green after spending the previous two years at Montgomery... was the pitching coach for Class-A Columbus for two years (2007-08) and served in that same role for Charlotte in 2009...he spent the previous six seasons in the Reds system as pitching coach at Double-A Chattanooga (2003-06), Class-A Stockton (2002) and Class-A Dayton (2001)...prior to joining the Reds, logged 21 years in the Red Sox organization, including six as a player...spent four

seasons (1997-2000) as an assistant to the Sox major league staff...made his coaching debut in 1995 with Class-A Michigan and returned to the same post the following season...served 11 years (1984-94) as major league batting practice pitcher after his playing career ended...signed with Boston as a non-drafted free agent in 1979 and pitched in their minor league system from 1979-84, reaching Triple-A Pawtucket...born and raised in Lowell, Mass., he graduated in 1978 from Lowell University, where he led the nation his senior season with a 1.00 ERA...he and his wife, Diana, reside in Lowell and have two sons, Patrick and Kevin.



## MANNY CASTILLO

COACH

**TENURE** Begins his 37th year in professional baseball, 21st as a coach or manager.

**MANNY, 57, RETURNS TO** Bowling Green for a third season, his 15th with the Rays organization...returned to the U.S. in 2009 as a member of Brady Williams' coaching staff in Hudson Valley, after spending the 2008 season managing the DSL Rays...coached with Class-A Visalia in 2006 after spending three years as a coach at Rookie-level Princeton...in 2002 coached at Double-A Orlando in his first stateside coaching assignment since 1983...managed the

DSL Rays from 1998-2001...spent eight years (1989-96) managing or coaching for the minor league affiliate of the Hiroshima Carp in San Pedro de Macoris, D.R. ...had an 18-year playing career as a switch-hitting infielder, including stints with the Mets (1973-75), Cardinals (1976-79), Royals (1980-81), Mariners (1982-83) and Blue Jays (1984) organizations...the last three seasons were his only years in the majors...he and his wife, Ingrid, reside in Santo Domingo, D.R., and have five children: Luis Manuel, Manuel, Esteban, Americo and Marlene.

## CAREER BATTING

|                     | AVG  | G   | AB  | R  | H   | 2B | 3B | HR | RBI | BB | SO | SB |
|---------------------|------|-----|-----|----|-----|----|----|----|-----|----|----|----|
| Major League Totals | .242 | 236 | 719 | 63 | 174 | 35 | 4  | 3  | 73  | 29 | 55 | 3  |



## JEREMY SPENCER

TRAINER

**JEREMY JOINS** Bowling Green after spending last season at Hudson Valley...he enters his second season with the Rays and his fifth season in professional baseball...was the athletic trainer for the Oakland County Cruisers of the independent Frontier League in 2010...from 2007-08, worked as a staff specialist with WorkFit, a national leader in corporate preventative health care, in Flint, Mich. ...assisted the Class-A

Lakeland Tigers of the Florida State League in 2005 through extended spring training before becoming head athletic trainer for the Rookie-level Casper Rockies of the Pioneer League, a position he held through the 2006 season...began his career in professional baseball as an athletic training intern with the Detroit Tigers in 2004...attended Saginaw Valley State University from 2001-04, where he earned his bachelor of Science in athletic training, and minored in biology...he and his wife, Jessica, have a cat, Vegas.



# HUDSON VALLEY RENEGADES

**2011  
RECORD**  
 37-39  
 Third Place


## NEW YORK-PENN LEAGUE (SHORT-A)

**STADIUM (YR. OPENED)** Dutchess Stadium (1994)  
**ADDRESS** P.O. Box 661, Fishkill, NY 12524  
**AFFILIATE YEAR** 17th  
**PRINCIPAL OWNER/CHAIRMAN OF THE BOARD**  
 Marvin S. Goldklang

**GENERAL MANAGER** Eben Yager  
**PHONE** (845) 838-0094  
**WEB** hvrenegades.com  
**P.R. CONTACT** Rick Kubitschek (rick@hvrenegades.com)  
**PRESS BOX PHONE** (845) 838-1748

## 2011 SEASON REVIEW

HUDSON VALLEY FINISHED IN THIRD PLACE in the New York-Penn League's McNamara Division for the third time in the last four seasons. Parker Markel, Matt Rice, Charlie Cononie and Robert Dickmann were named midseason NYPL All-Stars.



## JARED SANDBERG

MANAGER

**TENURE** Begins his 17th year in professional baseball, fifth in a coaching or managing capacity. He joined the Rays as a coach on December 11, 2010.

**JARED, 34, RETURNS TO** Hudson Valley for a third season as manager in just his fifth year of coaching professionally...made his managerial debut in Princeton in 2009...his first coaching job came in 2008 with Hudson Valley...retired after the 2007 season from a 12-year playing career as an infielder, including three major league seasons (2001-03) all spent with the Rays...compiled 25 home runs, 92 RBI and a .221 average over parts of three seasons in the majors...spent a total of nine seasons in the

Rays organization and holds the Rays all-time minor league records with 113 home runs, 473 RBI and 417 runs...was drafted by the Rays in the 16th round of the club's first-ever June Draft in 1996...played for four Double-A clubs after leaving the Rays in 2004, joining Portland (Red Sox) in 2005 and splitting the 2006 campaign between Corpus Christi (Astros) and Akron (Indians)...concluded his playing career in 2007 with Wichita (Royals)...is the nephew of Hall of Famer Ryne Sandberg...he and his wife, Julie, have a son, Evan, and daughter, Clara.

## CAREER BATTING

|                     | AVG  | G   | AB  | R  | H   | 2B | 3B | HR | RBI | BB | SO  | SB |
|---------------------|------|-----|-----|----|-----|----|----|----|-----|----|-----|----|
| Major League Totals | .221 | 196 | 630 | 83 | 139 | 38 | 2  | 25 | 92  | 65 | 236 | 4  |

## MANAGERIAL CAREER

| YEAR          | CLUB                 | RECORD         |
|---------------|----------------------|----------------|
| 2009          | Princeton (R)        | 36-31          |
| 2010          | Hudson Valley (SS-A) | 39-36          |
| 2011          | Hudson Valley (SS-A) | 37-39          |
| <b>Totals</b> |                      | <b>112-106</b> |



DID YOU KNOW?

## MASCOTS FOR THE MASSES

The Renegades are one of the few teams in professional sports to have more than one mascot. It started with Rookie the Raccoon...he married Rene...they had Rascal...then Rookie's dad, Rufus, visits them in the summer from his winter home in Boca. Four mascots for a Class-A team with only 38 home games.



## KYLE SNYDER

PITCHING COACH

**TENURE** Enters his 13th year in professional baseball, first as a coach. He joined the Rays on January 5, 2012.

**KYLE, 34, BEGINS** his professional coaching career after a five-year career as a right-handed pitcher with the

Kansas City Royals (2003, 2005-06) and Boston Red Sox (2006-08)...a former first round draft pick (seventh overall) by the Royals in 1999, the six-foot-eight Snyder appeared in 93 games in his major league career, including 29 starts from 2003-

07...won a career-high four games with the Red Sox in 2006...in 2007, his only full major league season, he appeared in 46 games out of the bullpen, finished with a 3.81 ERA and was added to Boston's World Series roster...was originally selected by the Rays in the 27th round of the 1996 June Draft out of Riverview High School in Sarasota, Fla., but did not sign...pitched three seasons at the University of North Carolina at Chapel Hill.



## DAN DeMENT

COACH

**TENURE** This is his 12th season in professional baseball, fourth as a coach. He joined the Rays organization on November 1, 2008.

**DAN, 33, MOVES** to Hudson Valley after spending the previous two years with the GCL Rays...returned to the

Rays organization in 2009 with Princeton to begin his coaching career after taking a year away from baseball...in 2007 wrapped up an eight-year playing career with the Rays and Nationals systems...the former infielder spent the first five years of his career with the Rays after signing as a non-drafted free agent in June 2000...was selected by the Nationals from the Rays in the minor league Rule 5 Draft in 2004...reached as high as Triple-A

New Orleans in 2005 and 2006 and played his final season in 2007...played for Princeton in his first year, 2000, earning Appalachian League midseason All-Star honors and leading the circuit with 48 runs scored...had his best season in 2005, split between Double-A Harrisburg and Triple-A New Orleans, as he hit a combined .324 with 14 homers and 30 doubles in 384 at-bats...attended the University of Alabama-Birmingham...he and his wife, Krista, make their home in Birmingham and are parents of two young daughters: McNally (6) and Fallon (3).



## BRIAN NEWMAN

TRAINER

**BRIAN STARTS** his first year with the Rays and third in professional baseball...from 2010-11, he was the clinical coordinator of sports medicine at New Mexico State

University...from 2006-10, earned his doctorate in health science from the University of Alabama while serving as an athletic trainer...has a master's degree in sports science from Emory University, where he was a graduate assistant from 2004-06...was a strength and conditioning coach in the

Milwaukee Brewers system in 2004 and the San Diego Padres system in 2002...from 1997-2001 attended George Fox University where he gained Bachelor of science degrees in sports medicine and human performance...board certified nutritionist and athletic trainer, and a certified strength and conditioning coach...played for the Seattle Studs of the Pacific International League from 2000-01...was born in Anchorage, Alaska, grew up in Washington, and now makes his home in Boise, Idaho...has a dog named Porterhouse.



# PRINCETON RAYS

**2011  
RECORD**
**30-38**  
Third Place


## APPALACHIAN LEAGUE (ROOKIE)

**STADIUM (YR. OPENED)** Hunnicutt Field (1988)  
**ADDRESS** P.O. Box 5646, Old Bluefield Road,  
 Princeton, WV 24740  
**AFFILIATE YEAR** 16th  
**PRINCIPAL OWNER** Tampa Bay Rays Ltd.

**GENERAL MANAGER** Jim Holland  
**PHONE** (304) 487-2000  
**WEB** princetonrays.net  
**P.R. CONTACT** Jim Holland  
**PRESS BOX PHONE** (304) 487-2000

## 2011 SEASON REVIEW

PRINCETON FINISHED 10 GAMES BACK of first-place Bluefield. Joel Caminero led all Rays minor leaguers with a .330 avg. and Taylor Motter earned the P-Rays only Appalachian League All-Star selection.



### MICHAEL JOHNS

MANAGER

**TENURE** Begins his seventh year in professional baseball, fifth in a coaching or managing capacity. He joined the Rays on December 11, 2007.

**MICHAEL, 37, RETURNS** to Princeton for his third season as manager and fifth season coaching at the professional

level...spent the 2008-09 seasons as a coach in Hudson Valley...was the head coach at Orange Park (Fla.) High School from 2004-07 prior to joining the Rays...before that, spent four years as the assistant baseball coach at Fernandina Beach

(Fla.) High School...the former middle infielder was drafted by the Colorado Rockies in the 19th round of the 1997 June Draft, and played two years for their Class-A affiliates in Portland, Ore., and Asheville, N.C. ...graduated from Tulane University, where he was a two-time Conference USA, all-conference shortstop for the Green Wave...resides in Orange Park, Fla.

### MANAGERIAL CAREER

| YEAR          | CLUB      | RECORD       |
|---------------|-----------|--------------|
| 2010          | Princeton | 33-35        |
| 2011          | Princeton | 30-38        |
| <b>TOTALS</b> |           | <b>63-73</b> |



### DARWIN PEGUERO

PITCHING COACH

**TENURE** Enters his 17th season in professional baseball, seventh in a coaching capacity. He joined the Rays on March 4, 2005.

**DARWIN, 33, BEGINS** his seventh year of coaching, all with the Rays, and his first season with Princeton...spent

the previous three years with the GCL Rays...served as pitching coach the for the DSL Rays from 2006-08...the southpaw pitched seven years in the Astros organization (1996-2002), reaching

Double-A Round Rock in his final year, and three years of independent ball...made the DSL All-Star Team in 1996, his professional debut...posted a 2.80 ERA and 86 strikeouts in 64.1 innings for Short-A Auburn in 1998...originally from Hato Mayor, D.R., Darwin now resides in Santo Domingo, D.R., and has three daughters: Desiree Lee, Healy and Lauren.





## REINALDO RUIZ

HITTING COACH

**TENURE** Enters his 16th year in professional baseball, eighth as a coach.

**REINALDO, 32, MOVES TO** Princeton after two years with Hudson Valley...spent 2009 with the GCL Rays...served as catching instructor for the VSL Rays in 2007-08...spent two years (2005-06) as the hitting coach for Magallanes de Carabobo of the Venezuelan Winter League after concluding an eight-year career as a professional

catcher (1997-2005)...signed by then-Astros scout Andres Reiner in September 1996...played for the VSL Astros in 1997-98 and DSL Astros in 1999 before missing all of 2000 with an injury...reached as high as Class-A Salem of the Carolina League, where he played three seasons (2003-05) before joining the coaching ranks...he and his wife, Lorena, reside in Punto Fijo, Venez.

**NICK, 23, BEGINS HIS FIRST** season with the Rays and his fourth in professional baseball...has completed athletic training internships with the Toronto Blue Jays (2009), Atlanta Braves (2010-11) and most recently with the Rays (2011)...finished his master's



## NICK FLYNN

TRAINER

degree in sports medicine from Georgia State University, where he was a sports medicine graduate Assistant with the baseball team...earned a Bachelor of Science in sports medicine from the University of South Florida in 2010...was born in Newfoundland, Canada, and moved to New Port Richey, Fla. when he was eight years old...currently resides in Atlanta, Ga.

degree in sports medicine from Georgia State University, where he was a sports medicine graduate Assistant with the baseball team...earned a Bachelor of Science in sports medicine from the University of South Florida in 2010...was born in Newfoundland, Canada, and moved to New Port Richey, Fla. when he was eight years old...currently resides in Atlanta, Ga.



DID YOU KNOW?

## THE MAN BEHIND THE CURTAIN

Princeton General Manager Jim Holland was named the 2010 winner of the Appalachian League Promotional Award of Excellence in 2010. He has won the award three times (2002, 2005) and was also named the Executive of the Year for the league in 1993.



**GCL  
RAYS**

2011  
RECORD  
24-36  
Fourth Place



## GULF COAST LEAGUE (ROOKIE)

**STADIUM (YR. OPENED)** Charlotte Sports Park (1987);  
renovated and re-opened in 2008  
**ADDRESS** 2300 El Jobean Road, Rays Clubhouse Building,  
Port Charlotte, FL 33948

**AFFILIATE YEAR** 4th  
**PHONE** (727) 825-3267  
**WEBSITE** MiLB.com

## 2011 SEASON REVIEW

THE GCL RAYS FINISHED LAST in the GCL South with a 24-36 record, a 10-game reversal from last year's GCL runner-up squad. Roberto Gomez was named the team MVP after posting a 2.48 ERA, the fifth-lowest mark in the Gulf Coast League.



### PAUL HOOVER MANAGER

**TENURE** Enters his 16th season in professional baseball, first season as a manager. He joined the Rays on January 5, 2012.

**PAUL, 35, BECOMES** the second manager in GCL Rays history as they enter their fourth season as a Rays affiliate...

the former catcher was selected in the 23rd round of the 1997 June Draft by the Rays...he is the third Rays draft pick to manage in the system, joining current minor league hitting coordinator Matt Quatraro and current Hudson Valley Renegades Manager Jared Sandberg...in his major league debut with the Rays on Sep 8, 2001 at OAK, he singled as a pinch-hitter and scored a run...played

in 8 games for the Rays from 2001-02 and 40 games overall in parts of seven seasons with the Rays, Florida Marlins (2006-08) and Philadelphia Phillies (2009-10)...made his only Opening Day roster in 2008 with the Marlins...over his 14-year minor league career, threw out 28 percent (208-for-745) of would-be base stealers...is fully adept at communicating in sign language, as both his parents are deaf...he and his wife, Shannon Cunningham, have two daughters, Cameron (5) and McKenna (1).



### MARTY DeMERRITT PITCHING COACH

**TENURE** Enters his 36th season in professional baseball, 28th as a manager or coach. He joined the Rays on January 1, 2001.

**MARTY, 59, BEGINS** his 12th season with the Rays organization and first with the GCL Rays...spent the previous five

years with Princeton...he has previously worked with the Rays staffs at Class-A Bakersfield (2001-03), Charleston (2004) and Visalia (2005-06)...his staffs led the Rays system in strikeouts in each of his first six seasons as pitching coach, including 2002, when Blaze pitchers led all of minor league baseball with 1,281 strikeouts...has served four years as a major league pitching coach for the Giants (1987, 1989, 1991) and Cubs (1999), guiding

his Giants staff to the National League pennant in 1989...spent five years in the Cubs organization, serving as a minor league pitching coach before his promotion to the big league staff...coached for three seasons (1992-94) in the Marlins system...coached for Samsung in Korea in 1990...began his coaching career with the San Francisco organization in 1983 (Class-A Clinton)...was originally selected by St. Louis in the 1971 June Draft and pitched eight seasons in the minor leagues with the Cardinals, Brewers and Astros...resides in Venezuela.



## HECTOR TORRES

COACH

**TENURE** Begins his 44th year in professional baseball, 34th as a coach or manager, including nine seasons as a player.

**HECTOR, 66, IS IN HIS FIRST** season on the GCL Rays staff after moving from Class-A Bowling Green...begins his eighth year with the Rays organization...coached for Rookie-level Princeton in 2008 after coaching with Double-A Montgomery in 2007 and for the second part of 2005, after Mako Oliveras left the club to manage Puebla of the Mexican League...served in the same capacity in 2006 for Short-A Hudson Valley...spent the first 24 years of his coaching career with the Blue Jays, serving as a coach, manager or instructor from 1979-2002...

was a member of the major league coaching staff for the AL East Champion Blue Jays club in 1991, his only stint in the bigs as a coach...coached at Class-A Hagerstown (Giants) in 2004...the former infielder was drafted by the Giants in 1962 and played nine seasons in the majors with the Astros (1968-70, 1973), Cubs (1971), Expos (1972), Padres (1975-76) and Blue Jays (1977)...in December 1976 he was one of three players traded from San Diego to Cleveland in exchange for current Rays first base coach George Hendrick...the Mexico native makes his home in Dunedin, Fla.

### CAREER BATTING

|                     | AVG  | G   | AB   | R   | H   | 2B | 3B | HR | RBI | BB  | SO  | SB |
|---------------------|------|-----|------|-----|-----|----|----|----|-----|-----|-----|----|
| Major League Totals | .216 | 622 | 1738 | 148 | 375 | 46 | 7  | 18 | 115 | 104 | 229 | 7  |

### MANAGERIAL CAREER

| YEAR          | CLUB              | RECORD         |
|---------------|-------------------|----------------|
| 1985          | Florence (A)      | 82-55          |
| 1986          | Florence (A)      | 56-76          |
| 1993          | GCL Blue Jays (R) | 22-38          |
| <b>Totals</b> |                   | <b>160-169</b> |



## WUARNNER RINCONES

COACH

**TENURE** Begins his 23rd year in professional baseball, 17th as a coach, instructor or scout.

**WUARNNER, 38, BEGINS** his first season with the GCL Rays after coaching in Princeton the previous two years...spent 2009 as the manager for the Venezuelan Summer League champion VSL Rays...spent 2008 as the hitting coach and infield instructor for VSL Rays and in 2007 for the Rays/Reds shared VSL affiliate...

served as manager of the VSL Reds in 2006, his only previous managing experience...worked 10 years (1996-2005) at the Chicago White Sox Venezuelan academy as a hitting coach, infield instructor and scout...played five years (1991-95) as an outfielder in the White Sox system, reaching as high as Class-A South Bend of the Midwest League in 1995...he and wife Brenda have two children, Wuarnner Jr. and Bryant.



## CHRIS TOMASHOFF

TRAINER

**CHRIS RETURNS** to the GCL Rays for a second season after spending the previous two years as Charlotte's trainer...begins his 17th season with the Rays organization and

20th year in professional baseball...named the Florida State League Athletic Trainer of the Year in 2010...spent the 2006-08 seasons as the Rays assistant athletic training coordinator...in 2004 he was selected as the Professional Baseball Athletic

Trainers' Society California League Trainer of the Year for his work at Class-A Bakersfield...his resume as a trainer also includes stops at Southwest Michigan, Hudson Valley, Princeton and Butte, and during the 1990s he served as clubhouse manager in Orlando, Charleston and Butte...Chris received his sports medicine training at the University of Washington...he has sung the National Anthem at both spring training and regular season Rays games throughout the last seven years.



2011  
RECORD  
35-35  
Fifth Place



## DOMINICAN SUMMER LEAGUE (ROOKIE)

**STADIUM** Campos las Palmas  
**ADDRESS** Carretera de Guera KM 23 ½, Santo Domingo,  
Dominican Republic  
**AFFILIATE YEAR** 6th  
**PRINCIPAL OWNER** Tampa Bay Rays Baseball Ltd.

**DIRECTOR, D.R. OPERATIONS** Eddy Toledo  
(etoledo@raysbaseball.com)  
**PHONE** (809) 543-4793  
**WEBSITE** MiLB.com

## 2011 SEASON REVIEW

**FOR THE FOURTH TIME IN FIVE SEASONS** as the Rays Dominican affiliate, the DSL Rays finished below .500, 11.0 GB of first place in the Boca Chica North Division. INF Adderly Rosa claimed team MVP honors and LHP Geisel De La Cruz led the starting rotation with a 2.02 ERA in a team-high 58 innings.



### ARTURO DE FREITES

FIELD COORDINATOR

**TENURE** Begins his 35th year of professional baseball, 25th as coach, manager or coordinator.

**ARTURO, 58, RETURNS** for his third season with the Rays as the DSL Rays field coordinator...was the hitting coach for the Astros Dominican academy from 2005-08...managed the GCL Expos in 2004 in his only managerial experience...previously spent time in the Yankees, Expos and Marlins organizations as a director, manager and scout

for the Dominican academies...played 10 season in the Cincinnati Reds organization, including parts of the 1978 and 1979 seasons in the majors...played in 939 games and hit 101 home runs in his 10-year minor league career...spent the next seven seasons playing in the Mexican League before joining the GCL Yankees in 1987 as a coach...he and his wife, Maritza, have three grown children: Cesar, Jason and Anna.

## CAREER BATTING

|                     | AVG  | G  | AB | R | H  | 2B | 3B | HR | RBI | BB | SO | SB |
|---------------------|------|----|----|---|----|----|----|----|-----|----|----|----|
| Major League Totals | .208 | 32 | 53 | 3 | 11 | 3  | 0  | 1  | 6   | 1  | 20 | 0  |

## MANAGERIAL CAREER

| YEAR | CLUB      | RECORD |
|------|-----------|--------|
| 2004 | GCL Expos | 22-38  |



### JULIO ZORRILLA

MANAGER

**TENURE** Begins his sixth year as a coach with the Rays. He joined the Rays on October 4, 2006.

**JULIO, 40, WILL SERVE AS** manager of the DSL Rays for the fourth straight year...the 2009 season was his first as a manager...served as the infield coach for the DSL Rays in 2007-08...former second baseman played six years in the Mets organization (1993-98)...signed on July 12, 1992 by Mets scout Eddy Toledo, currently the

Rays director of Dominican Republic operations...played 1993-94 for the DSL Mets...was named a South Atlantic League All-Star in 1995 for Capital City...set a St. Lucie record with 16 sacrifice bunts in 1997...the San Pedro de Macoris, D.R., native attended Jose Joaquin Perez High School...he and his wife, Yesenia Castro, have three daughters: Samasly, Yuliana and Asly.

## MANAGERIAL CAREER

| YEAR | CLUB     | RECORD | YEAR          | CLUB     | RECORD         |
|------|----------|--------|---------------|----------|----------------|
| 2009 | DSL Rays | 30-37  | 2011          | DSL Rays | 35-35          |
| 2010 | DSL Rays | 42-30  | <b>Totals</b> |          | <b>107-102</b> |

**JOSE GONZALEZ**

PITCHING COACH

**TENURE** Enters his 11th year of professional baseball, eighth as a coach. He joined the Rays organization on November 2, 2010.

**GONZALEZ, 33, RETURNS TO** the DSL Rays for a second season...from 2006-10, served as the pitching coach for the DSL Red Sox...pitched in the Red Sox farm system from 2000-02, advancing to

Short-A Lowell in 2002...in three seasons, posted a 2-1 record with a 3.44 ERA in 19 games...resides in Santo Domingo, D.R.



**ELVIN DEL ROSARIO**

COACH

**TENURE** Begins his sixth year as a coach with the Rays. He joined the Rays in October 2006.

**ELVIN, 32, ENTERS** his sixth year as a coach with the DSL Rays...played in the Seattle Mariners organization from

1998-99...resides in San Pedro de Macoris, D.R., with his two children, Junnerbys and Derek.



**ROBERTO YIL**

COACH

**TENURE** Begins his ninth season in professional baseball, fourth as a coach.

**ROBERTO, 27, BEGINS HIS** fourth season of coaching for the DSL Rays...was a pitcher in the Rays system from 2004-08...did not pitch in

training in 2008...originally signed with the Rays in January 2004...spent one season at Rookie-level Princeton and the following two years at Short-A Hudson Valley...appeared in 36 games and fanned 62 in 54 innings over three seasons.

2007 due to injury and was released during spring



**RAFAEL GUERRERO**

COACH

**TENURE** Begins his 10th season in professional baseball, fourth as a coach.

**RAFAEL, 37, BEGINS HIS** second season as the DSL Rays hitting coach after spending 2009-10 as the outfielder instructor...played profes-

sional baseball in the New York Mets system from 1992-96...played one season in the independent Texas League before spending the 1998 season with the Rays organization in Class-A Charleston and Class-A St. Petersburg...finished his playing career in 2000 with Waterbury of the independent Northern League...married to Cheila Reinoso and has three children: Ambar (13), Elvira (9) and Rachel (2).

sional baseball in the New York Mets system from 1992-96...played one season in the independent



DID YOU KNOW?

**ORGANIZATION CYCLES**

|                  |                                   |
|------------------|-----------------------------------|
| Matt Quatraro    | July 6, 1997 with Charleston      |
| Jose Guillen     | April 22, 2000 with Durham        |
| Matt Diaz        | June 14, 2000 with St. Petersburg |
| Luis De Paula    | July 21, 2000 with Hudson Valley  |
| Gabriel Martinez | July 26, 2002 with Princeton      |
| Elliot Johnson   | Sep 15, 2006 with Montgomery      |
| B.J. Upton       | Oct 2, 2009 with Tampa Bay        |



## JOAN MARTINEZ

COACH

**TENURE** Begins his eighth year of professional baseball, fifth as a coach.

**JOAN, 27, BEGINS** his fifth season on the DSL Rays staff as the catching instructor after wrapping up a three-year career as a catcher in the

Mets scout Eddy Toledo, who is currently the Rays director of Dominican Republic operations...played for their DSL affiliate in 2004, when he had his best season as a pro...reached as high as Class-A St. Lucie in 2005...has one son, Joan Gilberto.

New York Mets chain (2004-06)...signed by then-

## EVER PEREZ

TRAINER

**EVER, 36, ENTERS** his first season as the trainer for the DSL Rays after serving as the team's

strength and conditioning coach for the previous three years...he resides in Cartagena, Colombia.



DID YOU KNOW?

## RAYS MINOR LEAGUE PITCHER & PLAYER OF THE YEAR

Awards are chosen by the Rays Player Development staff.

- |             |   |
|-------------|---|
| <b>1998</b> | Pitcher: Dave Eiland (Durham)<br>Player: Alex Sanchez (St. Petersburg)                                |
| <b>1999</b> | Pitcher: Jason Standridge (Charleston/St. Petersburg)<br>Player: Steve Cox (Durham)                   |
| <b>2000</b> | Pitcher: Jim Magrane (Charleston)<br>Player: Aubrey Huff (Durham)                                     |
| <b>2001</b> | Pitcher: Joe Kennedy (Orlando/Durham)<br>Player: Toby Hall (Durham)                                   |
| <b>2002</b> | Pitcher: Lance Carter (Durham)<br>Player: Rocco Baldelli (Bakersfield/Orlando/Durham)                 |
| <b>2003</b> | Pitcher: Scott Autrey (Charleston/Orlando)<br>Player: Joey Gathright (Bakersfield/Orlando)            |
| <b>2004</b> | Pitcher: Chad Orvella (Charleston/Bakersfield/Montgomery/Durham)<br>Player: Delmon Young (Charleston) |
| <b>2005</b> | Pitcher: Jason Hammel (Montgomery/Durham)<br>Player: Delmon Young (Montgomery/Durham)                 |
| <b>2006</b> | Pitcher: Andy Sonnanstine (Montgomery)<br>Player: Reid Brignac (Visalia/Montgomery)                   |
| <b>2007</b> | Pitcher: Wade Davis (Vero Beach/Montgomery)<br>Player: Ryan Royster (Columbus)                        |
| <b>2008</b> | Pitcher: David Price (Vero Beach/Montgomery/Durham)<br>Player: Fernando Perez (Durham)                |
| <b>2009</b> | Pitcher: Jeremy Hellickson (Montgomery/Durham)<br>Player: Desmond Jennings (Montgomery/Durham)        |
| <b>2010</b> | Pitcher: Jeremy Hellickson (Durham)<br>Player: Dan Johnson (Durham)                                   |
| <b>2011</b> | Pitcher: Matt Moore (Montgomery/Durham)<br>Player: Stephen Vogt (Montgomery/Durham)                   |



2011  
RECORD  
38-33  
First Place



## VENEZUELAN SUMMER LEAGUE (ROOKIE)

**STADIUM (YR. OPENED)** Pirelli Factory (2007)  
**ADDRESS** Carretera Nacional Guácará, Planta Pirelli,  
Guácará, Estado Carabobo, Venezuela  
**AFFILIATE YEAR** 6th

**PRINCIPAL OWNER** Tampa Bay Rays Baseball Ltd.  
**DIRECTOR, VENEZUELAN OPERATIONS** Ronnie Blanco  
(rblanco@raysbaseball.com)  
**WEBSITE** MiLB.com

## 2011 SEASON REVIEW

FOR THE SECOND TIME IN THREE YEARS, the Venezuelan Summer League Rays took home the VSL Championship after defeating the VSL Pirates in a decisive Game 3, 7-2. Eighteen-year-old catcher Oscar Hernandez set a number of league hitting records en route to winning the VSL Triple Crown and team MVP honors.



### ESTEBAN GONZALEZ

MANAGER

**TENURE** Begins his ninth year in professional baseball, sixth as a coach.

**GONZALEZ, 28, RETURNS FOR** his third year as manager and sixth season with the VSL Rays...spent the previous three seasons as a coach

of then-Houston Astros scout Andres Reiner, Esteban spent three years as an infielder in the Astros system (2003-05)...played his first two seasons for the VSL Astros club before advancing to Rookie-level Greeneville in 2005.

with the VSL Rays...a September 2002 signee

### MANAGERIAL CAREER

| YEAR          | CLUB     | RECORD       |
|---------------|----------|--------------|
| 2010          | VSL Rays | 37-33        |
| 2011          | VSL Rays | 38-33        |
| <b>Totals</b> |          | <b>75-66</b> |



### JORGE MONCADA

PITCHING COACH

**TENURE** Enters his 12th year in professional baseball, eighth as a coach.

**MONCADA, 27, WILL SPEND** his sixth year as the pitching coach for the VSL Rays...joined the Rays as an instructor in February 2006...logged

bullpen coach in 2005...former left-handed pitcher was signed in 2001 by then-Astros scout Andres Reiner, now the Rays special assistant to baseball operations...pitched four years in the Astros system and played five years in the parallel league - one with Magallanes and three with Caracas...he and his wife, Crisbel, have one daughter, Nicole.

two years as a pitching coach in the Venezuelan parallel league for Magallanes in 2006 and Caracas in 2005...also served as the VSL Astros



DID YOU KNOW?

## RAYS MAKE FEWEST MISTAKES

In 255 games since June 21, 2010, the Rays have made only 110 errors, fewest in the majors during that span and 36 fewer than any other AL club.

**GERMAN MELENDEZ**

CATCHING INSTRUCTOR

**TENURE** Begins his 12th year in professional baseball, second as a coach.

**MELENDEZ, 31, BEGINS HIS** second season as a coach with the VSL Rays...played in the Astros farm system...started his career at catcher before

converting to pitcher for his final six years...went 18-11 with a 3.97 ERA as a pitcher and finished at Double-A Corpus Christi...resides in Guacara, VEN.

**GUSTAVO OMAÑA**

COACH

**TENURE** Begins his seventh year in professional baseball, third as a coach.

**GUSTAVO, 26, WILL SERVE** as the hitting coach for the VSL Rays...in the winter of 2010, served as the catching instructor for the Tiburones

a catcher, in the Cincinnati Reds organization at the VSL level from 2004-07...played on the 2007 team that had split affiliation with the Rays and Reds...hit .321 in 2007, good for 7th in the VSL... resides in Maracay, Venezuela, with his wife, Yrny Guilarta.

BBC in the Venezuelan Winter League, his first coaching experience...played four years, mainly as

**PABLO PACHECO**

TRAINER

**TENURE** Begins his 12th year in professional baseball, second as a coach.

**PABLO, 33, WILL BE THE HEAD** trainer for the VSL Rays for the fourth season...spent 2008 as the head athletic trainer for the Rays summer and winter league teams...joined the Rays in November 2007 as the trainer and strength coach after spending the 2006-07 seasons with

the White Sox organization...spent one year in Houston's organization in 2005 as an assistant trainer and then worked in the Venezuelan Winter League with Magallanes...received his undergraduate degree in physical therapy from Arturo Michelena University...lives with his wife, Veronica Bencomo, in Valencia, Venezuela.



DID YOU KNOW?

**ORGANIZATION LEAGUE MVPs**

| YEAR | PLAYER           | LEAGUE                |
|------|------------------|-----------------------|
| 1997 | Jared Sandberg   | Appalachian League    |
| 1999 | Andrew Beinbrink | New York-Penn League  |
|      | Steve Cox        | International League  |
| 2000 | Josh Hamilton    | South Atlantic League |
| 2001 | Toby Hall        | International League  |
|      | Jonny Gomes      | Appalachian League    |
| 2002 | Rocco Baldelli   | California League     |
|      | Wes Bankston     | Appalachian League    |
| 2005 | Delmon Young     | Southern League       |
| 2006 | Reid Brignac     | California League     |
|      | Kevin Witt       | International League  |
| 2007 | Evan Longoria    | Southern League       |
| 2009 | Desmond Jennings | Southern League       |
| 2010 | Dan Johnson      | International League  |
| 2011 | Russ Canzler     | International League  |





# MINOR LEAGUE SINGLE SEASON LEADERS

## BATTING LEADERS

### Hits

|                           |            |
|---------------------------|------------|
| Steve Cox, 1999           | 182        |
| Delmon Young, 2005        | 176        |
| Joey Gomes, 2005          | 172        |
| Matt Diaz, 2001           | 172        |
| Matt Diaz, 2003           | 170        |
| Carl Crawford, 2000       | 170        |
| Fernando Perez, 2006      | 168        |
| Matt Diaz, 2004           | 167        |
| <b>Reid Brignac, 2006</b> | <b>167</b> |
| <b>B.J. Upton, 2005</b>   | <b>165</b> |

### Doubles

|                     |    |
|---------------------|----|
| Steve Cox, 1999     | 49 |
| Matt Diaz, 2004     | 47 |
| Ryan Jackson, 2003  | 47 |
| Jon Weber, 2009     | 46 |
| Chris Nowak, 2006   | 45 |
| Josh Pressley, 2000 | 44 |
| Cesar Suarez, 2007  | 42 |
| Russ Canzler, 2011  | 40 |
| Matt Diaz, 2001     | 40 |
| Aubrey Huff, 1999   | 40 |

## PITCHING LEADERS

### Wins

|                             |    |
|-----------------------------|----|
| Heath Rollins, 2007         | 17 |
| Chris Mason, 2007           | 15 |
| Andy Sonnanstine, 2006      | 15 |
| Richard De Los Santos, 2010 | 14 |
| Jeremy Hall, 2009           | 14 |
| Andy Sonnanstine, 2005      | 14 |
| Chris Seddon, 2004          | 14 |
| Scott Autrey, 2003          | 14 |
| 7 tied                      | 13 |

### Strikeouts

|                         |            |
|-------------------------|------------|
| <b>Matt Moore, 2011</b> | <b>210</b> |
| <b>Matt Moore, 2010</b> | <b>208</b> |
| Andy Sonnanstine, 2005  | 178        |
| <b>Matt Moore, 2009</b> | <b>176</b> |
| <b>Jake McGee, 2007</b> | <b>175</b> |
| Neal Frendling, 2000    | 174        |
| <b>Jake McGee, 2006</b> | <b>171</b> |
| <b>Wade Davis, 2007</b> | <b>169</b> |
| 3 tied                  | 165        |

### RBI

|                           |            |
|---------------------------|------------|
| Steve Cox, 1999           | 127        |
| Delmon Young, 2004        | 115        |
| Scott McClain, 1998       | 109        |
| <b>Stephen Vogt, 2011</b> | <b>105</b> |
| Scott McClain, 1999       | 104        |
| Ozzie Timmons, 1999       | 104        |
| Chris Nowak, 2006         | 103        |
| Wes Bankston, 2004        | 101        |
| 3 tied                    | 99         |

### Batting Average (MIN. 316 PA)

|                           |             |
|---------------------------|-------------|
| Jason Pridie, 2002        | .368        |
| Matt Diaz, 2003           | .354        |
| <b>Stephen Vogt, 2010</b> | <b>.345</b> |
| Steve Cox, 1999           | .341        |
| Toby Hall, 2001           | .335        |
| Joey Gathright, 2003      | .334        |
| Toby Hall, 2000           | .333        |
| Matt Diaz, 2004           | .332        |
| Rocco Baldelli, 2002      | .331        |
| 2 tied                    | .329        |

### Innings Pitched

|                        |       |
|------------------------|-------|
| Pablo Ortega, 1997     | 188.2 |
| Andy Sonnanstine, 2006 | 185.2 |
| Jim Magrane, 2001      | 182.0 |
| Dan Wheeler, 1998      | 181.0 |
| Andy Sonnanstine, 2005 | 180.2 |
| Mark Malaska, 2001     | 174.2 |
| Jason Standridge, 2002 | 173.0 |
| Jim Magrane, 2000      | 173.0 |
| Jim Magrane, 2006      | 172.1 |
| Matt White, 2002       | 172.1 |

### ERA (MIN. 130 IP)

|                         |             |
|-------------------------|-------------|
| <b>Matt Moore, 2011</b> | <b>1.92</b> |
| Darin Downs, 2009       | 2.23        |
| <b>Wade Davis, 2007</b> | <b>2.50</b> |
| Heath Rollins, 2007     | 2.54        |
| Chris Mason, 2007       | 2.57        |
| Jason Standridge, 1999  | 2.57        |
| Jason Hammel, 2004      | 2.66        |
| Andy Sonnanstine, 2006  | 2.67        |
| Shane Dyer, 2010        | 2.72        |
| Jim Magrane, 2000       | 2.76        |

### Runs

|                           |            |
|---------------------------|------------|
| Fernando Perez, 2006      | 123        |
| Steve Cox, 1999           | 107        |
| Scott McClain, 1999       | 106        |
| Jason Pridie, 2004        | 103        |
| Jonny Gomes, 2002         | 102        |
| <b>Reid Brignac, 2006</b> | <b>100</b> |
| Ozzie Timmons, 2000       | 100        |
| Carl Crawford, 2000       | 99         |
| <b>B.J. Upton, 2005</b>   | <b>98</b>  |
| <b>Hak-Ju Lee, 2011</b>   | <b>98</b>  |

### Stolen Bases

|                               |           |
|-------------------------------|-----------|
| Alex Sanchez, 1997            | 92        |
| Joey Gathright, 2003          | 69        |
| <b>Ty Morrison, 2010</b>      | <b>58</b> |
| Fernando Perez, 2005          | 57        |
| Carl Crawford, 2000           | 55        |
| Alex Sanchez, 2000            | 54        |
| <b>Desmond Jennings, 2009</b> | <b>52</b> |
| Irwin Centeno, 2001           | 48        |
| Alex Sanchez, 1999            | 48        |
| 3 tied                        | 46        |

### Saves

|                         |           |
|-------------------------|-----------|
| Evan Rust, 2002         | 31        |
| Lee Gardner, 2003       | 30        |
| John Daniels, 1997      | 29        |
| Josh Parker, 2003       | 28        |
| Eddy Reyes, 1999        | 27        |
| Neal Frontz, 2008       | 26        |
| Billy Taylor, 2000      | 26        |
| Eddie Gaillard, 1999    | 26        |
| <b>Zach Quate, 2010</b> | <b>25</b> |
| Greg Dupas, 2006        | 25        |

CURRENT RAYS IN BOLD

ORGANIZATION  
 COACHES & STAFF  
 40-MAN ROSTER  
 NON-ROSTER INVITES  
 RECORDS & HISTORY  
 YEARLY SUMMARIES  
 OPPONENTS  
**MINOR LEAGUE OPERATIONS**  
 Minor League Single Season Leaders  
 BROADCAST INFORMATION  
 TROPICANA FIELD & MISC.



# BASEBALL AMERICA AWARDS

## TOP 30 RAYS PROSPECTS › ENTERING 2012

|                          |                        |                            |
|--------------------------|------------------------|----------------------------|
| 1. Matt Moore, LHP       | 11. Mikie Mahtook, OF  | 21. Braulio Lara, LHP      |
| 2. Hak-Ju Lee, SS        | 12. Brandon Guyer, OF  | 22. Stephen Vogt, UTL      |
| 3. Chris Archer, RHP     | 13. Jake Hager, SS     | 23. Wilking Rodriguez, RHP |
| 4. Taylor Guerrieri, RHP | 14. Derek Dietrich, SS | 24. Lenny Linsky, RHP      |
| 5. Alex Colome, RHP      | 15. Ryan Brett, 2B     | 25. Brandon Martin, SS     |
| 6. Alex Torres, LHP      | 16. Luke Bailey, C     | 26. Kes Carter, OF         |
| 7. Tim Beckham, SS       | 17. Parker Markel, RHP | 27. Justin O'Conner, C     |
| 8. Enny Romero, LHP      | 18. Albert Suarez, RHP | 28. Felipe Rivero, LHP     |
| 9. Drew Vettleson, OF    | 19. Matt Bush, RHP     | 29. Tyler Bortnick, INF    |
| 10. Mikie Mahtook, OF    | 20. Blake Snell, RHP   | 30. Jake Thompson, RHP     |

## BEST TOOLS, LEAGUE › 2011

### INTERNATIONAL LEAGUE (AAA)

**Most Exciting Player** Desmond Jennings

### SOUTHERN LEAGUE (AA)

**Best Pitching Prospect** Matt Moore

**Best Fastball** Matt Moore

**Best Changeup** Marquis Fleming

### FLORIDA STATE LEAGUE (A)

**Best Batting Prospect** Hak-Ju Lee

**Best Baserunner** Tyler Bortnick

**Fastest Baserunner** Hak-Ju Lee

**Best Defensive 1B** Michael Sheridan

**Best Defensive Shortstop** Hak-Ju Lee

**Most Exciting Player** Hak-Ju Lee

## BEST TOOLS, ORGANIZATION › ENTERING 2012

|                                    |                |                                  |                 |
|------------------------------------|----------------|----------------------------------|-----------------|
| <b>Best Hitter for Average</b>     | Drew Vettleson | <b>Best Changeup</b>             | Marquis Fleming |
| <b>Best Power Hitter</b>           | Derek Dietrich | <b>Best Control</b>              | Matt Moore      |
| <b>Best Strike Zone Discipline</b> | Tyler Bortnick | <b>Best Defensive Catcher</b>    | Mark Thomas     |
| <b>Fastest Baserunner</b>          | Hak-Ju Lee     | <b>Best Defensive Infielder</b>  | Hak-Ju Lee      |
| <b>Best Athlete</b>                | Ty Morrison    | <b>Best Infield Arm</b>          | Tim Beckham     |
| <b>Best Fastball</b>               | Matt Moore     | <b>Best Defensive Outfielder</b> | Kevin Kiermaier |
| <b>Best Curveball</b>              | Matt Moore     | <b>Best Outfield Arm</b>         | Brandon Guyer   |
| <b>Best Slider</b>                 | Chris Archer   |                                  |                 |



### DID YOU KNOW?

## TAMPA BAY ORGANIZATION CHAMPIONS

| YEAR | TEAM                      | LEAGUE                       |
|------|---------------------------|------------------------------|
| 1997 | St. Petersburg Devil Rays | Florida State League (A)     |
| 1999 | Orlando Rays              | Southern League (AA)         |
|      | Hudson Valley Renegades   | New York-Penn League (SS-A)  |
| 2002 | Durham Bulls              | International League (AAA)   |
| 2003 | Durham Bulls              | International League (AAA)   |
| 2006 | Montgomery Biscuits       | Southern League (AA)         |
| 2007 | Columbus Catfish          | South Atlantic League (A)    |
|      | Montgomery Biscuits       | Southern League (AA)         |
| 2009 | Durham Bulls              | International League (AAA)   |
|      | VSL Rays                  | Venezuelan Summer League (R) |
| 2011 | VSL Rays                  | Venezuelan Summer League (R) |



# MINOR LEAGUE YEARLY RESULTS

## 2011 SEASON

| CLUB                    | LEAGUE            | CLASS | RECORD | FINISH | PLAYOFFS          |
|-------------------------|-------------------|-------|--------|--------|-------------------|
| Durham Bulls            | International     | AAA   | 80-62  | First  | 0-3               |
| Montgomery Biscuits     | Southern          | AA    | 65-74  | Fourth | -                 |
| Charlotte Stone Crabs   | Florida State     | A     | 64-75  | Third  | -                 |
| Bowling Green Hot Rods  | Midwest           | A     | 77-63  | Third  | 0-2               |
| Hudson Valley Renegades | New York-Penn     | SS-A  | 37-39  | Third  | -                 |
| Princeton Rays          | Appalachian       | R     | 30-38  | Third  | -                 |
| GCL Rays                | Gulf Coast        | R     | 24-36  | Fourth | -                 |
| DSL Rays                | Dominican Summer  | R     | 35-35  | Fifth  | -                 |
| VSL Rays                | Venezuelan Summer | R     | 38-33  | First  | 2-1               |
| <b>450-455 (.497)</b>   |                   |       |        |        | <b>2-6 (.250)</b> |

## 2010 SEASON

| CLUB                    | LEAGUE            | CLASS | RECORD | FINISH | PLAYOFFS           |
|-------------------------|-------------------|-------|--------|--------|--------------------|
| Durham Bulls            | International     | AAA   | 88-55  | First  | 4-5                |
| Montgomery Biscuits     | Southern          | AA    | 72-66  | Third  | -                  |
| Charlotte Stone Crabs   | Florida State     | A     | 80-59  | First  | 3-4                |
| Bowling Green Hot Rods  | South Atlantic    | A     | 61-78  | Sixth  | -                  |
| Hudson Valley Renegades | New York-Penn     | SS-A  | 39-36  | Second | -                  |
| Princeton Rays          | Appalachian       | R     | 33-35  | Fourth | -                  |
| GCL Rays                | Gulf Coast        | R     | 34-26  | First  | 2-2                |
| DSL Rays                | Dominican Summer  | R     | 42-30  | Second | -                  |
| VSL Rays                | Venezuelan Summer | R     | 37-33  | Third  | -                  |
| <b>486-418 (.538)</b>   |                   |       |        |        | <b>9-11 (.450)</b> |

## 2009 SEASON

| CLUB                    | LEAGUE            | CLASS | RECORD | FINISH  | PLAYOFFS           |
|-------------------------|-------------------|-------|--------|---------|--------------------|
| Durham Bulls            | International     | AAA   | 83-61  | First   | 6-2*               |
| Montgomery Biscuits     | Southern          | AA    | 65-74  | Fifth   | -                  |
| Charlotte Stone Crabs   | Florida State     | A     | 71-66  | Second  | 4-4                |
| Bowling Green Hot Rods  | South Atlantic    | A     | 64-74  | Eighth  | -                  |
| Hudson Valley Renegades | New York-Penn     | SS-A  | 38-37  | Third   | -                  |
| Princeton Rays          | Appalachian       | R     | 36-31  | Second  | -                  |
| GCL Rays                | Gulf Coast        | R     | 19-36  | Fifth   | -                  |
| DSL Rays                | Dominican Summer  | R     | 30-37  | Seventh | -                  |
| VSL Rays                | Venezuelan Summer | R     | 41-28  | Second  | 2-1*               |
| <b>376-379 (.498)</b>   |                   |       |        |         | <b>12-7 (.632)</b> |

## 2008 SEASON

| CLUB                    | LEAGUE            | CLASS | RECORD | FINISH  | PLAYOFFS          |
|-------------------------|-------------------|-------|--------|---------|-------------------|
| Durham Bulls            | International     | AAA   | 74-70  | First   | 4-4               |
| Montgomery Biscuits     | Southern          | AA    | 69-70  | Third   | -                 |
| Vero Beach Devil Rays   | Florida State     | A     | 54-81  | Fifth   | -                 |
| Columbus Catfish        | South Atlantic    | A     | 67-69  | Sixth   | -                 |
| Hudson Valley Renegades | New York-Penn     | SS-A  | 40-35  | Third   | -                 |
| Princeton Devil Rays    | Appalachian       | R     | 24-38  | Fourth  | -                 |
| DSL Devil Rays          | Dominican Summer  | R     | 29-41  | T-Ninth | -                 |
| VSL Devil Rays          | Venezuelan Summer | R     | 29-36  | Sixth   | -                 |
| <b>386-440 (.467)</b>   |                   |       |        |         | <b>4-4 (.500)</b> |

\* LEAGUE CHAMPIONSHIP

## 2007 SEASON

| CLUB                    | LEAGUE         | CLASS | RECORD                | FINISH  | PLAYOFFS           |
|-------------------------|----------------|-------|-----------------------|---------|--------------------|
| Durham Bulls            | International  | AAA   | 80-63                 | First   | 5-3                |
| Montgomery Biscuits     | Southern       | AA    | 81-59                 | First   | 6-3*               |
| Vero Beach Devil Rays   | Florida State  | A     | 59-79                 | Fifth   | -                  |
| Columbus Catfish        | South Atlantic | A     | 82-53                 | Third   | 5-0*               |
| Hudson Valley Renegades | New York-Penn  | SS-A  | 34-42                 | T-Third | -                  |
| Princeton Devil Rays    | Appalachian    | R     | 33-35                 | Third   | -                  |
|                         |                |       | <b>369-331 (.527)</b> |         | <b>16-6 (.727)</b> |

## 2006 SEASON

| CLUB                          | LEAGUE        | CLASS | RECORD                | FINISH | PLAYOFFS           |
|-------------------------------|---------------|-------|-----------------------|--------|--------------------|
| Durham Bulls                  | International | AAA   | 64-78                 | Second | -                  |
| Montgomery Biscuits           | Southern      | AA    | 77-61                 | Second | 6-1*               |
| Visalia Oaks                  | California    | A     | 75-65                 | Second | 7-6                |
| Southwest Michigan Devil Rays | Midwest       | A     | 62-77                 | Sixth  | -                  |
| Hudson Valley Renegades       | New York-Penn | SS-A  | 31-43                 | Fourth | -                  |
| Princeton Devil Rays          | Appalachian   | R     | 28-36                 | Sixth  | -                  |
|                               |               |       | <b>369-331 (.527)</b> |        | <b>13-7 (.650)</b> |

## 2005 SEASON

| CLUB                          | LEAGUE        | CLASS | RECORD                | FINISH | PLAYOFFS          |
|-------------------------------|---------------|-------|-----------------------|--------|-------------------|
| Durham Bulls                  | International | AAA   | 65-79                 | Second | -                 |
| Montgomery Biscuits           | Southern      | AA    | 67-70                 | Fourth | -                 |
| Visalia Oaks                  | California    | A     | 55-85                 | Fifth  | -                 |
| Southwest Michigan Devil Rays | Midwest       | A     | 72-67                 | Third  | 0-2               |
| Hudson Valley Renegades       | New York-Penn | SS-A  | 31-43                 | Fifth  | -                 |
| Princeton Devil Rays          | Appalachian   | R     | 34-31                 | Second | -                 |
|                               |               |       | <b>324-375 (.464)</b> |        | <b>0-2 (.000)</b> |

## 2004 SEASON

| CLUB                    | LEAGUE         | CLASS | RECORD                | FINISH | PLAYOFFS          |
|-------------------------|----------------|-------|-----------------------|--------|-------------------|
| Durham Bulls            | International  | AAA   | 77-67                 | Second | 2-3               |
| Montgomery Biscuits     | Southern       | AA    | 57-83                 | Fifth  | -                 |
| Bakersfield Blaze       | California     | A     | 57-76                 | Fourth | -                 |
| Charleston RiverDogs    | South Atlantic | A     | 76-63                 | Second | 0-2               |
| Hudson Valley Renegades | New York-Penn  | SS-A  | 39-33                 | Third  | -                 |
| Princeton Devil Rays    | Appalachian    | R     | 23-44                 | Fifth  | -                 |
|                         |                |       | <b>329-366 (.473)</b> |        | <b>2-5 (.286)</b> |

## 2003 SEASON

| CLUB                    | LEAGUE        | CLASS | RECORD                | FINISH | PLAYOFFS          |
|-------------------------|---------------|-------|-----------------------|--------|-------------------|
| Durham Bulls            | International | AAA   | 73-67                 | First  | 6-1*              |
| Orlando Rays            | Southern      | AA    | 65-72                 | Fifth  | -                 |
| Bakersfield Blaze       | California    | A     | 70-70                 | Fourth | -                 |
| Charleston RiverDogs    | Midwest       | A     | 77-62                 | Third  | -                 |
| Hudson Valley Renegades | New York-Penn | SS-A  | 37-37                 | Third  | -                 |
| Princeton Devil Rays    | Appalachian   | R     | 23-41                 | Fifth  | -                 |
|                         |               |       | <b>345-349 (.497)</b> |        | <b>6-1 (.857)</b> |

## 2002 SEASON

| CLUB                    | LEAGUE        | CLASS | RECORD                | FINISH | PLAYOFFS           |
|-------------------------|---------------|-------|-----------------------|--------|--------------------|
| Durham Bulls            | International | AAA   | 80-64                 | First  | 6-0*               |
| Orlando Rays            | Southern      | AA    | 58-79                 | Fifth  | -                  |
| Bakersfield Blaze       | California    | A     | 69-72                 | Third  | -                  |
| Charleston RiverDogs    | Midwest       | A     | 60-76                 | Sixth  | -                  |
| Hudson Valley Renegades | New York-Penn | SS-A  | 26-49                 | Sixth  | -                  |
| Princeton Devil Rays    | Appalachian   | R     | 19-49                 | Fifth  | -                  |
|                         |               |       | <b>312-389 (.445)</b> |        | <b>6-0 (1.000)</b> |

2001 SEASON

| CLUB                    | LEAGUE        | CLASS | RECORD | FINISH | PLAYOFFS          |
|-------------------------|---------------|-------|--------|--------|-------------------|
| Durham Bulls            | International | AAA   | 74-70  | Second | -                 |
| Orlando Rays            | Southern      | AA    | 59-81  | Fifth  | -                 |
| Bakersfield Blaze       | California    | A     | 71-69  | Third  | 3-3               |
| Charleston RiverDogs    | Midwest       | A     | 64-76  | Fifth  | -                 |
| Hudson Valley Renegades | New York-Penn | SS-A  | 39-37  | Fourth | -                 |
| Princeton Devil Rays    | Appalachian   | R     | 28-39  | Fifth  | -                 |
| <b>336-372 (.473)</b>   |               |       |        |        | <b>3-3 (.500)</b> |

2000 SEASON

| CLUB                      | LEAGUE         | CLASS | RECORD | FINISH  | PLAYOFFS          |
|---------------------------|----------------|-------|--------|---------|-------------------|
| Durham Bulls              | International  | AAA   | 81-62  | First   | 2-3               |
| Orlando Rays              | Southern       | AA    | 65-71  | Fourth  | -                 |
| St. Petersburg Devil Rays | Florida State  | A     | 58-80  | Fourth  | -                 |
| Charleston RiverDogs      | South Atlantic | A     | 73-66  | Third   | -                 |
| Hudson Valley Renegades   | New York-Penn  | SS-A  | 23-52  | Seventh | -                 |
| Princeton Devil Rays      | Appalachian    | R     | 34-34  | Second  | -                 |
| <b>334-365 (.478)</b>     |                |       |        |         | <b>2-3 (.400)</b> |

1999 SEASON

| CLUB                      | LEAGUE         | CLASS | RECORD | FINISH | PLAYOFFS           |
|---------------------------|----------------|-------|--------|--------|--------------------|
| Durham Bulls              | International  | AAA   | 80-64  | First  | 4-3                |
| Orlando Rays              | Southern       | AA    | 70-68  | Second | 6-2*               |
| St. Petersburg Devil Rays | Florida State  | A     | 74-63  | Third  | -                  |
| Charleston RiverDogs      | South Atlantic | A     | 65-77  | Fifth  | -                  |
| Hudson Valley Renegades   | New York-Penn  | SS-A  | 42-34  | Second | 5-1*               |
| Princeton Devil Rays      | Appalachian    | R     | 25-45  | Fourth | -                  |
| <b>356-361 (.504)</b>     |                |       |        |        | <b>15-6 (.714)</b> |

1998 SEASON

| CLUB                      | LEAGUE         | CLASS | RECORD | FINISH | PLAYOFFS          |
|---------------------------|----------------|-------|--------|--------|-------------------|
| Durham Bulls              | International  | AAA   | 80-64  | First  | 2-3               |
| St. Petersburg Devil Rays | Florida State  | A     | 64-75  | Eighth | -                 |
| Charleston RiverDogs      | South Atlantic | A     | 67-74  | Fifth  | -                 |
| Hudson Valley Renegades   | New York-Penn  | SS-A  | 50-26  | First  | 0-2               |
| Princeton Devil Rays      | Appalachian    | R     | 38-30  | First  | 0-2               |
| GCL Devil Rays            | Gulf Coast     | R     | 36-24  | First  | 1-2               |
| <b>335-293 (.533)</b>     |                |       |        |        | <b>3-9 (.250)</b> |

1997 SEASON

| CLUB                      | LEAGUE         | CLASS | RECORD | FINISH | PLAYOFFS          |
|---------------------------|----------------|-------|--------|--------|-------------------|
| St. Petersburg Devil Rays | Florida State  | A     | 81-56  | Second | 5-2*              |
| Charleston RiverDogs      | South Atlantic | A     | 60-82  | Sixth  | -                 |
| Hudson Valley Renegades   | New York-Penn  | SS-A  | 35-40  | Fourth | -                 |
| Princeton Devil Rays      | Appalachian    | R     | 39-30  | Second | -                 |
| GCL Devil Rays            | Gulf Coast     | R     | 25-35  | Third  | -                 |
| <b>240-243 (.497)</b>     |                |       |        |        | <b>5-2 (.857)</b> |

1996 SEASON

| CLUB                    | LEAGUE        | CLASS | RECORD | FINISH | PLAYOFFS          |
|-------------------------|---------------|-------|--------|--------|-------------------|
| Hudson Valley Renegades | New York-Penn | SS-A  | 32-44  | Fourth | -                 |
| Butte Copper Kings      | Pioneer       | R     | 37-35  | First  | 1-2               |
| GCL Devil Rays          | Gulf Coast    | R     | 24-35  | Fourth | -                 |
| <b>93-114 (.449)</b>    |               |       |        |        | <b>1-2 (.333)</b> |

\* LEAGUE CHAMPIONSHIP



# MINOR LEAGUE PLAYERS

## MAYOBANEX ACOSTA CATCHER

**BATS** Right  
**THROWS** Right  
**HEIGHT** 6'1"  
**WEIGHT** 205

**BORN** 11/20/87 in Cabrera Nagua, DR  
**RESIDES** Cabrera Nagua, DR  
**SIGNING SCOUT** Junior Ramirez  
**ACQUIRED** Signed as a free agent on July 26, 2006



**2009** Threw out 17 of 46 attempted base stealers (37 percent)...was named the No. 25 prospect in the Rays organization following the season by *Baseball America*. **2008** Caught 47.9 percent (23 of 48) of runners attempting to steal.

| YEAR                       | CLUB          | AVG         | G          | AB          | R          | H          | 2B        | 3B       | HR        | RBI        | SH       | SF       | HB       | BB-I        | SO         | SB        | CS        | GDP       | SLG         | OBP         | E         |
|----------------------------|---------------|-------------|------------|-------------|------------|------------|-----------|----------|-----------|------------|----------|----------|----------|-------------|------------|-----------|-----------|-----------|-------------|-------------|-----------|
| 2007                       | Princeton     | .234        | 38         | 124         | 12         | 29         | 10        | 0        | 1         | 11         | 2        | 0        | 2        | 12-0        | 33         | 2         | 2         | 1         | .339        | .312        | 5         |
| 2008                       | Princeton     | .268        | 43         | 168         | 8          | 45         | 14        | 2        | 2         | 33         | 0        | 2        | 0        | 10-1        | 25         | 1         | 3         | 6         | .411        | .306        | 3         |
| 2009                       | Hudson Valley | .255        | 55         | 188         | 16         | 48         | 9         | 1        | 2         | 20         | 0        | 3        | 0        | 18-1        | 34         | 8         | 5         | 4         | .346        | .316        | 1         |
| 2010                       | Bowling Green | .237        | 32         | 118         | 10         | 28         | 4         | 1        | 0         | 14         | 2        | 1        | 0        | 7-0         | 20         | 1         | 1         | 3         | .288        | .278        | 2         |
|                            | Hudson Valley | .271        | 51         | 188         | 29         | 51         | 12        | 0        | 7         | 27         | 0        | 0        | 0        | 18-0        | 30         | 0         | 2         | 9         | .447        | .335        | 4         |
| 2011                       | Bowling Green | .221        | 23         | 77          | 16         | 17         | 3         | 1        | 3         | 11         | 1        | 0        | 4        | 10-0        | 20         | 1         | 1         | 2         | .403        | .341        | 0         |
|                            | Charlotte     | .203        | 60         | 202         | 18         | 41         | 13        | 0        | 3         | 24         | 4        | 2        | 1        | 23-0        | 44         | 1         | 1         | 7         | .312        | .285        | 1         |
| <b>Minor League Totals</b> |               | <b>.243</b> | <b>302</b> | <b>1065</b> | <b>109</b> | <b>259</b> | <b>65</b> | <b>5</b> | <b>18</b> | <b>140</b> | <b>9</b> | <b>8</b> | <b>7</b> | <b>98-2</b> | <b>206</b> | <b>14</b> | <b>15</b> | <b>32</b> | <b>.364</b> | <b>.309</b> | <b>16</b> |

## ROBERTO ADOLFO INFIELDER

**BATS** Right  
**THROWS** Right  
**HEIGHT** 6'1"  
**WEIGHT** 175

**BORN** 3/31/91 in La Romana, DR  
**RESIDES** La Romana, DR  
**SIGNING SCOUT** Eddy Toledo  
**ACQUIRED** Signed as a free agent on March 18, 2011



| YEAR | CLUB     | AVG  | G  | AB  | R  | H  | 2B | 3B | HR | RBI | SH | SF | HB | BB-I | SO | SB | CS | GDP | SLG  | OBP  | E  |
|------|----------|------|----|-----|----|----|----|----|----|-----|----|----|----|------|----|----|----|-----|------|------|----|
| 2011 | DSL Rays | .226 | 49 | 168 | 19 | 38 | 6  | 0  | 0  | 23  | 1  | 4  | 3  | 15-0 | 34 | 6  | 3  | 2   | .262 | .295 | 11 |

## ISMAEL AGUERO INFIELDER

**BATS** Right  
**THROWS** Right  
**HEIGHT** 6'0"  
**WEIGHT** 185

**BORN** 12/16/92 in Santo Domingo, DR  
**RESIDES** Santo Domingo, DR  
**SIGNING SCOUT** Eddy Toledo  
**ACQUIRED** Signed as a free agent on May 21, 2010



**2011** Batted a team-high .323.

| YEAR                       | CLUB     | AVG         | G         | AB         | R         | H         | 2B        | 3B       | HR       | RBI       | SH       | SF       | HB       | BB-I        | SO        | SB       | CS       | GDP      | SLG         | OBP         | E         |
|----------------------------|----------|-------------|-----------|------------|-----------|-----------|-----------|----------|----------|-----------|----------|----------|----------|-------------|-----------|----------|----------|----------|-------------|-------------|-----------|
| 2010                       | DSL Rays | .300        | 26        | 70         | 10        | 21        | 4         | 0        | 0        | 7         | 2        | 0        | 4        | 5-0         | 12        | 3        | 0        | 4        | .357        | .380        | 8         |
| 2011                       | DSL Rays | .323        | 40        | 127        | 16        | 41        | 16        | 2        | 2        | 21        | 0        | 0        | 4        | 10-0        | 21        | 1        | 1        | 2        | .528        | .390        | 4         |
| <b>Minor League Totals</b> |          | <b>.315</b> | <b>66</b> | <b>197</b> | <b>26</b> | <b>41</b> | <b>20</b> | <b>2</b> | <b>2</b> | <b>28</b> | <b>2</b> | <b>0</b> | <b>8</b> | <b>15-0</b> | <b>33</b> | <b>4</b> | <b>1</b> | <b>6</b> | <b>.467</b> | <b>.386</b> | <b>12</b> |

## FRANKLIN ALCALA FIRST BASEMAN

**BATS** Left  
**THROWS** Left  
**HEIGHT** 6'2"  
**WEIGHT** 200

**BORN** 3/9/91 in Carupano, VEN  
**RESIDES** Capital, VEN  
**SIGNING SCOUT** Juan Castillo/Ronnie Blanco  
**ACQUIRED** Signed as a free agent on March 2, 2009



| YEAR                       | CLUB     | AVG         | G         | AB         | R         | H         | 2B        | 3B       | HR       | RBI       | SH       | SF       | HB       | BB-I        | SO        | SB       | CS       | GDP      | SLG         | OBP         | E         |
|----------------------------|----------|-------------|-----------|------------|-----------|-----------|-----------|----------|----------|-----------|----------|----------|----------|-------------|-----------|----------|----------|----------|-------------|-------------|-----------|
| 2009                       | VSL Rays | .086        | 12        | 35         | 3         | 3         | 0         | 0        | 2        | 6         | 0        | 0        | 0        | 3-0         | 19        | 0        | 0        | 1        | .257        | .158        | 3         |
| 2010                       | VSL Rays | .162        | 35        | 105        | 14        | 17        | 5         | 0        | 2        | 14        | 0        | 1        | 2        | 17-0        | 35        | 1        | 0        | 2        | .267        | .288        | 4         |
| 2011                       | VSL Rays | .192        | 38        | 130        | 13        | 25        | 5         | 1        | 0        | 9         | 0        | 0        | 1        | 7-0         | 42        | 3        | 2        | 2        | .246        | .239        | 5         |
| <b>Minor League Totals</b> |          | <b>.167</b> | <b>85</b> | <b>270</b> | <b>30</b> | <b>45</b> | <b>10</b> | <b>1</b> | <b>4</b> | <b>29</b> | <b>0</b> | <b>1</b> | <b>1</b> | <b>27-0</b> | <b>96</b> | <b>4</b> | <b>2</b> | <b>5</b> | <b>.256</b> | <b>.249</b> | <b>12</b> |

**GIANFRANCO ALDAZORO** CATCHER



**BATS** Left  
**THROWS** Left  
**HEIGHT** 6'2"  
**WEIGHT** 200

**BORN** 4/5/94 in La Victoria, VEN  
**RESIDES** La Victoria, VEN  
**SIGNING SCOUT** Ronnie Blanco  
**ACQUIRED** Signed as a free agent on September 9, 2010

| YEAR | CLUB     | AVG  | G  | AB | R | H  | 2B | 3B | HR | RBI | SH | SF | HB | BB-I | SO | SB | CS | GDP | SLG  | OBP  | E |
|------|----------|------|----|----|---|----|----|----|----|-----|----|----|----|------|----|----|----|-----|------|------|---|
| 2011 | VSL Rays | .149 | 24 | 67 | 3 | 10 | 2  | 0  | 0  | 5   | 1  | 1  | 1  | 5-1  | 20 | 0  | 0  | 2   | .179 | .216 | 4 |

**JOHN ALEXANDER** FIRST BASEMAN



**BATS** Left  
**THROWS** Left  
**HEIGHT** 6'6"  
**WEIGHT** 200

**BORN** 4/25/93 in Glendora, CA  
**RESIDES** Glendora, CA  
**SIGNING SCOUT** Jake Wilson  
**ACQUIRED** Selected in the eighth round of the 2011 June Draft

| YEAR | CLUB     | AVG  | G  | AB | R | H  | 2B | 3B | HR | RBI | SH | SF | HB | BB-I | SO | SB | CS | GDP | SLG  | OBP  | E |
|------|----------|------|----|----|---|----|----|----|----|-----|----|----|----|------|----|----|----|-----|------|------|---|
| 2011 | GCL Rays | .314 | 12 | 51 | 4 | 16 | 4  | 1  | 2  | 11  | 0  | 1  | 1  | 0-0  | 12 | 0  | 0  | 0   | .549 | .321 | 2 |

**WILMER ALMONTE** RIGHT-HANDED PITCHER



**BATS** Right  
**THROWS** Right  
**HEIGHT** 5'11"  
**WEIGHT** 160

**BORN** 8/19/89 in Cotuy, DR  
**RESIDES** Cotuy, DR  
**SIGNING SCOUT** Junior Ramirez  
**ACQUIRED** Signed as a free agent on July 6, 2006

**2011** Missed the entire season due to right shoulder injury. **2010** Finished with the 7th-lowest ERA among Rays minor leaguers (2.77). **2009** Named the GCL Rays MVP after finishing 3-2 with a 3.32 ERA...finished 4th in the GCL in innings pitched during his first season in the U.S.

| YEAR                       | CLUB          | W        | L        | ERA         | G         | GS        | CG       | SHO      | SV       | IP                     | H          | R         | ER        | HR        | HB        | BB-I        | SO         | WP       | BK       |
|----------------------------|---------------|----------|----------|-------------|-----------|-----------|----------|----------|----------|------------------------|------------|-----------|-----------|-----------|-----------|-------------|------------|----------|----------|
| 2007                       | DSL Rays      | 0        | 1        | 4.91        | 3         | 2         | 0        | 0        | 0        | 7.1                    | 6          | 4         | 4         | 1         | 2         | 2-0         | 9          | 1        | 0        |
| 2008                       | DSL Rays      | 0        | 3        | 6.38        | 8         | 8         | 0        | 0        | 0        | 18.1                   | 33         | 24        | 13        | 1         | 3         | 1-0         | 8          | 0        | 0        |
| 2009                       | GCL Rays      | 3        | 2        | 3.32        | 12        | 7         | 0        | 0        | 0        | 62.1                   | 62         | 24        | 23        | 4         | 5         | 8-0         | 37         | 1        | 0        |
| 2010                       | Hudson Valley | 4        | 3        | 2.77        | 15        | 14        | 0        | 0        | 0        | 78.0                   | 67         | 32        | 24        | 4         | 1         | 15-0        | 73         | 0        | 1        |
| 2011                       |               |          |          |             |           |           |          |          |          | Injured - Did Not Play |            |           |           |           |           |             |            |          |          |
| <b>Minor League Totals</b> |               | <b>7</b> | <b>9</b> | <b>3.47</b> | <b>38</b> | <b>31</b> | <b>0</b> | <b>0</b> | <b>0</b> | <b>166.0</b>           | <b>168</b> | <b>84</b> | <b>64</b> | <b>10</b> | <b>11</b> | <b>26-0</b> | <b>127</b> | <b>2</b> | <b>1</b> |

**YOMELBIN ALMONTE** RIGHT-HANDED PITCHER



**BATS** Right  
**THROWS** Right  
**HEIGHT** 6'0"  
**WEIGHT** 200

**BORN** 2/22/93 in Puerto Plata, DR  
**RESIDES** Puerto Plata, DR  
**SIGNING SCOUT** Eddy Toledo  
**ACQUIRED** Signed as a free agent on October 26, 2010

| YEAR | CLUB     | W | L | ERA  | G | GS | CG | SHO | SV | IP   | H  | R | ER | HR | HB | BB-I | SO | WP | BK |
|------|----------|---|---|------|---|----|----|-----|----|------|----|---|----|----|----|------|----|----|----|
| 2011 | DSL Rays | 0 | 3 | 4.41 | 8 | 5  | 0  | 0   | 0  | 16.1 | 10 | 9 | 8  | 1  | 4  | 9-0  | 6  | 2  | 0  |

**JOSE ALONZO** RIGHT-HANDED PITCHER



**BATS** Right  
**THROWS** Right  
**HEIGHT** 6'4"  
**WEIGHT** 190

**BORN** 9/10/93 in Santo Domingo, DR  
**RESIDES** Santo Domingo, DR  
**SIGNING SCOUT** Eddy Toledo  
**ACQUIRED** Signed as a free agent on May 7, 2010

| YEAR                       | CLUB     | W        | L        | ERA         | G         | GS        | CG       | SHO      | SV       | IP          | H         | R         | ER        | HR       | HB        | BB-I        | SO        | WP        | BK       |
|----------------------------|----------|----------|----------|-------------|-----------|-----------|----------|----------|----------|-------------|-----------|-----------|-----------|----------|-----------|-------------|-----------|-----------|----------|
| 2010                       | DSL Rays | 2        | 1        | 1.17        | 16        | 0         | 0        | 0        | 0        | 23.0        | 19        | 5         | 3         | 0        | 3         | 18-0        | 16        | 4         | 0        |
| 2011                       | DSL Rays | 2        | 7        | 4.11        | 13        | 11        | 0        | 0        | 0        | 50.1        | 49        | 35        | 23        | 1        | 9         | 24-0        | 41        | 10        | 1        |
| <b>Minor League Totals</b> |          | <b>4</b> | <b>8</b> | <b>3.19</b> | <b>29</b> | <b>11</b> | <b>0</b> | <b>0</b> | <b>0</b> | <b>73.1</b> | <b>68</b> | <b>40</b> | <b>26</b> | <b>1</b> | <b>12</b> | <b>42-0</b> | <b>57</b> | <b>14</b> | <b>1</b> |

ORGANIZATION  
COACHES & STAFF  
40-MAN ROSTER  
NON-ROSTER INVITES  
RECORDS & HISTORY  
YEARLY SUMMARIES  
OPPONENTS  
MINOR LEAGUE OPERATIONS  
Minor League Players  
BROADCAST INFORMATION  
TROPICANA FIELD & MISC.

**FREDDY ALVAREZ** RIGHT-HANDED PITCHER

**BATS** Right  
**THROWS** Right  
**HEIGHT** 6'1"  
**WEIGHT** 170

**BORN** 2/24/93 in Santo Domingo, DR  
**RESIDES** Santo Domingo, DR  
**SIGNING SCOUT** Eddy Toledo  
**ACQUIRED** Signed as a free agent on September 28, 2010

| YEAR | CLUB     | W | L | ERA  | G  | GS | CG | SHO | SV | IP   | H  | R  | ER | HR | HB | BB-I | SO | WP | BK |
|------|----------|---|---|------|----|----|----|-----|----|------|----|----|----|----|----|------|----|----|----|
| 2011 | VSL Rays | 3 | 1 | 2.47 | 15 | 6  | 0  | 0   | 1  | 47.1 | 35 | 19 | 13 | 2  | 5  | 19-0 | 41 | 14 | 0  |

**JEFFREY AMES** RIGHT-HANDED PITCHER

**BATS** Right  
**THROWS** Right  
**HEIGHT** 6'4"  
**WEIGHT** 225

**BORN** 1/31/91 in Vancouver, WA  
**RESIDES** Vancouver, WA  
**SIGNING SCOUT** Paul Kirsch  
**ACQUIRED** Selected in the first round (42nd overall) of the 2011 June Draft

**PERSONAL** Participated in the Rays Winter Development Program at Tropicana Field in January...was previously selected in the 46th round of the 2009 June Draft by the Phillies and in the 30th round of the 2010 June Draft by the Rockies.

| YEAR | CLUB      | W | L | ERA  | G  | GS | CG | SHO | SV | IP   | H  | R  | ER | HR | HB | BB-I | SO | WP | BK |
|------|-----------|---|---|------|----|----|----|-----|----|------|----|----|----|----|----|------|----|----|----|
| 2011 | Princeton | 4 | 2 | 7.12 | 11 | 5  | 0  | 0   | 1  | 30.1 | 40 | 25 | 24 | 4  | 0  | 7-0  | 39 | 0  | 0  |

**CHRIS ANDUJAR** RIGHT-HANDED PITCHER

**BATS** Right  
**THROWS** Right  
**HEIGHT** 6'2"  
**WEIGHT** 160

**BORN** 8/24/87 in Berkeley, CA  
**RESIDES** San Pedro de Macoris, DR  
**SIGNING SCOUT** Junior Ramirez  
**ACQUIRED** Signed as a free agent on April 25, 2006

**2009** Finished 4th in the South Atlantic League with a 2.70 ERA...was a midseason All-Star. **2008** Led the Renegades pitching staff with 15 starts. **PERSONAL** Is the son of former major league pitcher Joaquin Andujar.

| YEAR                       | CLUB          | W         | L         | ERA         | G          | GS        | CG       | SHO      | SV       | IP           | H          | R          | ER         | HR        | HB        | BB-I         | SO         | WP        | BK       |
|----------------------------|---------------|-----------|-----------|-------------|------------|-----------|----------|----------|----------|--------------|------------|------------|------------|-----------|-----------|--------------|------------|-----------|----------|
| 2006                       | Princeton     | 3         | 5         | 5.66        | 12         | 11        | 0        | 0        | 0        | 47.2         | 52         | 32         | 30         | 2         | 6         | 25-0         | 37         | 4         | 0        |
| 2007                       | Princeton     | 0         | 4         | 6.56        | 12         | 11        | 0        | 0        | 0        | 46.2         | 64         | 41         | 34         | 0         | 5         | 22-0         | 27         | 6         | 0        |
| 2008                       | Hudson Valley | 3         | 4         | 5.65        | 15         | 15        | 0        | 0        | 0        | 65.1         | 81         | 48         | 41         | 2         | 7         | 31-0         | 57         | 5         | 1        |
| 2009                       | Bowling Green | 10        | 4         | 2.70        | 31         | 17        | 0        | 0        | 0        | 120.0        | 99         | 44         | 36         | 7         | 2         | 42-0         | 79         | 8         | 1        |
| 2010                       | Charlotte     | 9         | 6         | 4.11        | 25         | 18        | 0        | 0        | 0        | 103.0        | 105        | 59         | 47         | 2         | 12        | 39-0         | 55         | 7         | 0        |
| 2011                       | Charlotte     | 0         | 1         | 5.04        | 5          | 5         | 0        | 0        | 0        | 25.0         | 31         | 17         | 14         | 0         | 1         | 13-0         | 13         | 2         | 0        |
| <b>Minor League Totals</b> |               | <b>25</b> | <b>24</b> | <b>4.46</b> | <b>100</b> | <b>77</b> | <b>0</b> | <b>0</b> | <b>0</b> | <b>407.2</b> | <b>432</b> | <b>241</b> | <b>202</b> | <b>13</b> | <b>33</b> | <b>172-0</b> | <b>268</b> | <b>32</b> | <b>2</b> |

**ISMEL ANTUÑEZ** OUTFIELDER

**BATS** Left  
**THROWS** Right  
**HEIGHT** 5'7"  
**WEIGHT** 165

**BORN** 6/17/91 in Caja Seca, VEN  
**RESIDES** Caja Seca, VEN  
**SIGNING SCOUT** Marlon Roche/Ronnie Blanco  
**ACQUIRED** Signed as a free agent on March 9, 2009

**2011** Stole the 2nd-most bases in the Venezuelan Summer League before his promotion to the Gulf Coast League.

| YEAR                       | CLUB     | AVG         | G          | AB         | R          | H          | 2B        | 3B       | HR       | RBI       | SH        | SF       | HB        | BB-I        | SO         | SB        | CS        | GDP      | SLG         | OBP         | E         |
|----------------------------|----------|-------------|------------|------------|------------|------------|-----------|----------|----------|-----------|-----------|----------|-----------|-------------|------------|-----------|-----------|----------|-------------|-------------|-----------|
| 2009                       | VSL Rays | .237        | 41         | 93         | 18         | 22         | 3         | 0        | 0        | 2         | 3         | 0        | 3         | 22-1        | 36         | 8         | 6         | 0        | .269        | .398        | 5         |
| 2010                       | VSL Rays | .269        | 28         | 171        | 36         | 46         | 7         | 1        | 1        | 36        | 2         | 0        | 6         | 29-0        | 45         | 26        | 10        | 0        | .339        | .393        | 4         |
| 2011                       | VSL Rays | .248        | 33         | 125        | 30         | 31         | 1         | 0        | 3        | 10        | 2         | 1        | 2         | 25-0        | 27         | 22        | 3         | 1        | .328        | .379        | 2         |
|                            | GCL Rays | .235        | 46         | 132        | 19         | 31         | 10        | 0        | 0        | 10        | 3         | 1        | 3         | 12-0        | 41         | 7         | 7         | 0        | .311        | .311        | 0         |
| <b>Minor League Totals</b> |          | <b>.250</b> | <b>148</b> | <b>521</b> | <b>103</b> | <b>130</b> | <b>21</b> | <b>1</b> | <b>4</b> | <b>58</b> | <b>10</b> | <b>2</b> | <b>14</b> | <b>88-1</b> | <b>149</b> | <b>63</b> | <b>26</b> | <b>1</b> | <b>.317</b> | <b>.371</b> | <b>11</b> |



**JESUS ARAIZA** CATCHER

**BATS** Right  
**THROWS** Right  
**HEIGHT** 6'0"  
**WEIGHT** 180

**BORN** 6/19/93 in Hermosillo, MEX  
**RESIDES** Hermosillo, MEX  
**SIGNING SCOUT** Carlos Alfonso  
**ACQUIRED** Signed as a free agent on February 8, 2010



**2011** Led the DSL Rays in home runs and was tied for second on the team in RBI.

| YEAR                       | CLUB     | AVG         | G          | AB         | R         | H         | 2B        | 3B       | HR       | RBI       | SH       | SF       | HB       | BB-I        | SO        | SB       | CS       | GDP      | SLG         | OBP         | E         |
|----------------------------|----------|-------------|------------|------------|-----------|-----------|-----------|----------|----------|-----------|----------|----------|----------|-------------|-----------|----------|----------|----------|-------------|-------------|-----------|
| 2010                       | DSL Rays | .230        | 50         | 152        | 26        | 35        | 10        | 3        | 0        | 20        | 2        | 4        | 2        | 36-0        | 46        | 4        | 1        | 0        | .336        | .376        | 3         |
| 2011                       | DSL Rays | .256        | 50         | 176        | 29        | 45        | 11        | 0        | 6        | 27        | 1        | 3        | 6        | 28-1        | 40        | 2        | 0        | 6        | .420        | .371        | 8         |
| <b>Minor League Totals</b> |          | <b>.244</b> | <b>100</b> | <b>328</b> | <b>55</b> | <b>80</b> | <b>21</b> | <b>3</b> | <b>6</b> | <b>47</b> | <b>3</b> | <b>7</b> | <b>8</b> | <b>64-1</b> | <b>86</b> | <b>6</b> | <b>1</b> | <b>6</b> | <b>.381</b> | <b>.373</b> | <b>11</b> |

**YOEL ARAUJO** OUTFIELDER

**BATS** Right  
**THROWS** Right  
**HEIGHT** 6'0"  
**WEIGHT** 190

**BORN** 12/3/93 in San Pedro de Macoris, DR  
**RESIDES** San Pedro de Macoris, DR  
**SIGNING SCOUT** Eddy Toledo  
**ACQUIRED** Signed as a free agent on July 3, 2010



| YEAR | CLUB     | AVG  | G  | AB  | R  | H  | 2B | 3B | HR | RBI | SH | SF | HB | BB-I | SO | SB | CS | GDP | SLG  | OBP  | E |
|------|----------|------|----|-----|----|----|----|----|----|-----|----|----|----|------|----|----|----|-----|------|------|---|
| 2011 | DSL Rays | .221 | 57 | 190 | 30 | 42 | 11 | 2  | 5  | 23  | 1  | 0  | 5  | 32-3 | 76 | 6  | 2  | 3   | .379 | .348 | 3 |

**NELSON ARGUILA** RIGHT-HANDED PITCHER

**BATS** Right  
**THROWS** Right  
**HEIGHT** 6'2"  
**WEIGHT** 200

**BORN** 9/4/88 in Santo Domingo, DR  
**RESIDES** Santo Domingo, DR  
**SIGNING SCOUT** Eddy Toledo  
**ACQUIRED** Signed as a free agent on August 9, 2011



| YEAR | CLUB     | W | L | ERA  | G | GS | CG | SHO | SV | IP  | H | R | ER | HR | HB | BB-I | SO | WP | BK |
|------|----------|---|---|------|---|----|----|-----|----|-----|---|---|----|----|----|------|----|----|----|
| 2011 | DSL Rays | 0 | 0 | 0.00 | 2 | 0  | 0  | 0   | 1  | 2.2 | 1 | 0 | 0  | 0  | 0  | 3-0  | 4  | 1  | 0  |

**OSCAR ARMENTA** LEFT-HANDED PITCHER

**BATS** Right  
**THROWS** Left  
**HEIGHT** 5'11"  
**WEIGHT** 170

**BORN** 10/15/93 in Mazatlan, MEX  
**RESIDES** Mazatlan, MEX  
**SIGNING SCOUT** Eddie Diaz  
**ACQUIRED** Signed as a free agent on December 7, 2010



| YEAR | CLUB     | W | L | ERA  | G  | GS | CG | SHO | SV | IP   | H  | R  | ER | HR | HB | BB-I | SO | WP | BK |
|------|----------|---|---|------|----|----|----|-----|----|------|----|----|----|----|----|------|----|----|----|
| 2011 | DSL Rays | 4 | 2 | 3.12 | 12 | 6  | 0  | 0   | 0  | 52.0 | 41 | 20 | 18 | 4  | 5  | 11-0 | 51 | 6  | 0  |

**LUCAS (LUKE) BAILEY** CATCHER

**BATS** Right  
**THROWS** Right  
**HEIGHT** 6'0"  
**WEIGHT** 200

**BORN** 3/11/91 in LaGrange, GA  
**RESIDES** LaGrange, GA  
**SIGNING SCOUT** Milt Hill  
**ACQUIRED** Selected in the fourth round of the 2009 June Draft



**PERSONAL** Participated in the Rays Winter Development Program at Tropicana Field in January...underwent Tommy John surgery on his right elbow in spring of 2009...ranked by *Baseball America* as the No. 10 catcher and No. 96 prospect in the 2009 June Draft out of Troup County (Ga.) High School.

| YEAR                       | CLUB          | AVG         | G          | AB         | R         | H         | 2B        | 3B       | HR        | RBI       | SH       | SF       | HB        | BB-I        | SO         | SB       | CS       | GDP      | SLG         | OBP         | E         |
|----------------------------|---------------|-------------|------------|------------|-----------|-----------|-----------|----------|-----------|-----------|----------|----------|-----------|-------------|------------|----------|----------|----------|-------------|-------------|-----------|
| 2010                       | GCL Rays      | .182        | 42         | 137        | 18        | 25        | 8         | 0        | 5         | 14        | 0        | 1        | 6         | 17-1        | 47         | 0        | 0        | 1        | .350        | .298        | 6         |
| 2011                       | Bowling Green | .223        | 74         | 247        | 26        | 55        | 17        | 1        | 7         | 35        | 1        | 0        | 7         | 18-0        | 89         | 5        | 1        | 3        | .385        | .294        | 8         |
| <b>Minor League Totals</b> |               | <b>.208</b> | <b>116</b> | <b>384</b> | <b>44</b> | <b>80</b> | <b>25</b> | <b>1</b> | <b>12</b> | <b>49</b> | <b>1</b> | <b>1</b> | <b>13</b> | <b>35-1</b> | <b>136</b> | <b>5</b> | <b>1</b> | <b>4</b> | <b>.372</b> | <b>.296</b> | <b>14</b> |

ORGANIZATION  
COACHES & STAFF  
40-MAN ROSTER  
NON-ROSTER INVITES  
RECORDS & HISTORY  
YEARLY SUMMARIES  
OPPONENTS  
MINOR LEAGUE OPERATIONS  
Minor League Players  
BROADCAST INFORMATION  
TROPICANA FIELD & MISC.

**NICK BARNESE** RIGHT-HANDED PITCHER

**BATS** Right  
**THROWS** Right  
**HEIGHT** 6'2"  
**WEIGHT** 170

**BORN** 1/11/89 in Tarzana, CA  
**RESIDES** Simi Valley, CA  
**SIGNING SCOUT** Robbie Moen  
**ACQUIRED** Selected in the third round of the 2007 June Draft

**2010** Finished 5th in the Florida State League in ERA...led the league in hit batters...named to the FSL midseason All-Star Team. **2009** Finished 5th in the organization in ERA...missed first two months of the year with shoulder tendonitis...ranked by *Baseball America* as the No. 10 prospect in the Rays org. after the season. **2008** Named the Renegades Pitcher of the Year and an NYPL All-Star...ranked 3rd in the NYPL in ERA and strikeouts...posted a 11.45 SO/9 IP, good for 5th in the minor leagues...yielded only one home run...after the season, was named the No. 7 prospect in the Rays org. by *BA*. **2007** Was ranked the No. 6 prospect in the Appalachian League by *BA*. **PERSONAL** Committed to Cal State-Fullerton before signing with the Rays.

| YEAR                       | CLUB          | W         | L         | ERA         | G         | GS        | CG       | SHO      | SV       | IP           | H          | R          | ER         | HR        | HB        | BB-I         | SO         | WP        | BK       |
|----------------------------|---------------|-----------|-----------|-------------|-----------|-----------|----------|----------|----------|--------------|------------|------------|------------|-----------|-----------|--------------|------------|-----------|----------|
| 2007                       | Princeton     | 2         | 2         | 3.22        | 9         | 8         | 0        | 0        | 0        | 36.1         | 30         | 19         | 13         | 1         | 5         | 4-0          | 37         | 4         | 1        |
| 2008                       | Hudson Valley | 5         | 3         | 2.45        | 13        | 13        | 0        | 0        | 0        | 66.0         | 52         | 26         | 18         | 1         | 1         | 24-1         | 84         | 4         | 0        |
| 2009                       | Bowling Green | 6         | 5         | 2.53        | 15        | 15        | 0        | 0        | 0        | 74.2         | 56         | 30         | 21         | 3         | 9         | 25-0         | 62         | 3         | 0        |
| 2010                       | Charlotte     | 8         | 4         | 3.02        | 21        | 20        | 1        | 0        | 0        | 122.1        | 114        | 46         | 41         | 5         | 18        | 26-0         | 100        | 6         | 0        |
| 2011                       | Montgomery    | 6         | 8         | 3.76        | 24        | 24        | 0        | 0        | 0        | 117.1        | 109        | 64         | 49         | 8         | 11        | 57-0         | 91         | 5         | 1        |
| <b>Minor League Totals</b> |               | <b>27</b> | <b>22</b> | <b>3.07</b> | <b>82</b> | <b>80</b> | <b>1</b> | <b>0</b> | <b>0</b> | <b>416.2</b> | <b>361</b> | <b>185</b> | <b>142</b> | <b>18</b> | <b>44</b> | <b>136-1</b> | <b>374</b> | <b>22</b> | <b>2</b> |

**KEVIN BARRIOS** CATCHER

**BATS** Right  
**THROWS** Right  
**HEIGHT** 6'1"  
**WEIGHT** 190

**BORN** 8/28/95 in Guarenas, VEN  
**RESIDES** Guarenas, VEN  
**SIGNING SCOUT** Ronnie Blanco  
**ACQUIRED** Signed as a free agent on August 28, 2011

**ANDREW BELLATTI** RIGHT-HANDED PITCHER

**BATS** Right  
**THROWS** Right  
**HEIGHT** 6'1"  
**WEIGHT** 170

**BORN** 8/5/91 in San Diego, CA  
**RESIDES** La Mesa, CA  
**SIGNING SCOUT** Jake Wilson  
**ACQUIRED** Selected in the 12th round of the 2009 June Draft

**2011** Finished the season with a 2.62 ERA, the 7th-lowest mark in the New York-Penn League and 3rd-lowest mark in the Rays organization behind Matt Moore (1.92) and teammate Roberto Gomez (2.20)...led the Renegades pitching staff with 63 strikeouts. **PERSONAL** Turned down a baseball scholarship at Cal State-Fullerton to sign with the Rays.

| YEAR                       | CLUB          | W        | L         | ERA         | G         | GS        | CG       | SHO      | SV       | IP           | H          | R         | ER        | HR       | HB       | BB-I        | SO         | WP       | BK       |
|----------------------------|---------------|----------|-----------|-------------|-----------|-----------|----------|----------|----------|--------------|------------|-----------|-----------|----------|----------|-------------|------------|----------|----------|
| 2009                       | GCL Rays      | 1        | 0         | 3.38        | 12        | 3         | 0        | 0        | 0        | 29.1         | 30         | 12        | 11        | 1        | 3        | 7-1         | 29         | 2        | 0        |
| 2010                       | Princeton     | 2        | 5         | 4.04        | 13        | 13        | 0        | 0        | 0        | 64.2         | 56         | 35        | 29        | 4        | 1        | 16-0        | 63         | 1        | 1        |
| 2011                       | Hudson Valley | 3        | 5         | 2.62        | 15        | 13        | 0        | 0        | 0        | 72.0         | 66         | 26        | 21        | 1        | 1        | 23-0        | 63         | 0        | 0        |
| <b>Minor League Totals</b> |               | <b>6</b> | <b>10</b> | <b>3.31</b> | <b>40</b> | <b>29</b> | <b>0</b> | <b>0</b> | <b>0</b> | <b>166.0</b> | <b>152</b> | <b>73</b> | <b>61</b> | <b>6</b> | <b>5</b> | <b>46-1</b> | <b>155</b> | <b>3</b> | <b>1</b> |



DID YOU KNOW?

**AFFORDABILITY**

MLB clearly remains the most affordable of the major North American professional sports:

| LEAGUE                                | AVG. TICKET |
|---------------------------------------|-------------|
| National Football League (NFL)        | \$77.34     |
| National Hockey League (NHL)          | \$57.10     |
| National Basketball Association (NBA) | \$47.66     |
| Major League Baseball (MLB)           | \$26.91     |

**TYLER BORTNICK** SECOND BASEMAN



**BATS** Right  
**THROWS** Right  
**HEIGHT** 5'11"  
**WEIGHT** 185

**BORN** 7/3/87 in Mentor, OH  
**RESIDES** Myrtle Beach, SC  
**SIGNING SCOUT** Brad Matthews  
**ACQUIRED** Selected in the 16th round of the 2009 June Draft

**2011** Ranked by *Baseball America* as the Best Strike Zone Discipline in the Rays farm system entering 2012...was named to both the midseason and postseason Florida State League All-Star teams...was voted the Best Base Runner in the FSL by *BA* and by the Rays organization...led the organization in stolen bases...led the FSL in SB and OBP (.428), was 3rd in BB (79) and 8th in avg. (.306)...earned a spot on the Topps Class-A All-Star Team...was named an Arizona Fall League Rising Star after the season. **2010** Earned the Most Valuable Player award for the Hot Rods...ranked 7th in the Midwest League and tied for 2nd in the Rays organization in stolen bases. **2009** Finished 4th in the New York-Penn League in stolen bases and 10th in hitting...was named to the league's All-Star Team...also appeared at second base and third base. **PERSONAL** Drafted out of Coastal Carolina University, where he hit .363 with 11 HR, 44 RBI, .469 OBP and a .566 SLG as a senior.

| YEAR                       | CLUB          | AVG         | G          | AB          | R          | H          | 2B        | 3B        | HR        | RBI        | SH        | SF       | HB        | BB-I         | SO         | SB         | CS        | GDP       | SLG         | OBP         | E         |
|----------------------------|---------------|-------------|------------|-------------|------------|------------|-----------|-----------|-----------|------------|-----------|----------|-----------|--------------|------------|------------|-----------|-----------|-------------|-------------|-----------|
| 2009                       | Hudson Valley | .300        | 65         | 217         | 37         | 65         | 17        | 4         | 4         | 26         | 6         | 1        | 4         | 27-0         | 38         | 24         | 8         | 6         | .470        | .386        | 12        |
| 2010                       | Bowling Green | .303        | 113        | 406         | 72         | 123        | 32        | 2         | 8         | 45         | 2         | 3        | 11        | 63-2         | 67         | 39         | 14        | 4         | .408        | .303        | 14        |
|                            | Charlotte     | .206        | 12         | 34          | 4          | 7          | 3         | 0         | 1         | 9          | 1         | 1        | 0         | 5-0          | 10         | 2          | 0         | 2         | .382        | .300        | 1         |
| 2011                       | Charlotte     | .306        | 132        | 474         | 96         | 145        | 34        | 7         | 4         | 70         | 6         | 4        | 25        | 79-2         | 67         | 43         | 4         | 7         | .432        | .428        | 19        |
| <b>Minor League Totals</b> |               | <b>.301</b> | <b>322</b> | <b>1131</b> | <b>209</b> | <b>340</b> | <b>86</b> | <b>13</b> | <b>17</b> | <b>150</b> | <b>15</b> | <b>9</b> | <b>40</b> | <b>174-4</b> | <b>182</b> | <b>108</b> | <b>26</b> | <b>19</b> | <b>.445</b> | <b>.409</b> | <b>46</b> |

**MICHAEL BOURDON** CATCHER



**BATS** Right  
**THROWS** Right  
**HEIGHT** 6'3"  
**WEIGHT** 210

**BORN** 10/12/88 in Simsbury, CT  
**RESIDES** Simsbury, CT  
**SIGNING SCOUT** Evan Brannon  
**ACQUIRED** Selected in the 42nd round of the 2011 June Draft

| YEAR | CLUB     | AVG  | G  | AB | R | H  | 2B | 3B | HR | RBI | SH | SF | HB | BB-I | SO | SB | CS | GDP | SLG  | OBP  | E |
|------|----------|------|----|----|---|----|----|----|----|-----|----|----|----|------|----|----|----|-----|------|------|---|
| 2011 | GCL Rays | .236 | 23 | 55 | 6 | 13 | 2  | 0  | 0  | 3   | 1  | 0  | 6  | 3-0  | 20 | 1  | 1  | 0   | .273 | .344 | 0 |

**DANIEL BREAM** RIGHT-HANDED PITCHER



**BATS** Right  
**THROWS** Right  
**HEIGHT** 6'6"  
**WEIGHT** 185

**BORN** 8/16/88 in Magnolia, AR  
**RESIDES** Magnolia, AR  
**SIGNING SCOUT** Rickey Drexler  
**ACQUIRED** Selected in the 33rd round of the 2011 June Draft

| YEAR | CLUB     | W | L | ERA  | G  | GS | CG | SHO | SV | IP   | H  | R  | ER | HR | HB | BB-I | SO | WP | BK |
|------|----------|---|---|------|----|----|----|-----|----|------|----|----|----|----|----|------|----|----|----|
| 2011 | GCL Rays | 0 | 2 | 3.91 | 14 | 0  | 0  | 0   | 1  | 23.0 | 27 | 17 | 10 | 2  | 3  | 11-3 | 21 | 3  | 0  |

**RYAN BRETT** SECOND BASEMAN



**BATS** Switch  
**THROWS** Right  
**HEIGHT** 5'9"  
**WEIGHT** 180

**BORN** 10/9/91 in Seattle, WA  
**RESIDES** Seattle, WA  
**SIGNING SCOUT** Paul Kirsch  
**ACQUIRED** Selected in the third round of the 2010 June Draft

**2011** Finished 3rd in the Appalachian League in doubles (22) and stolen bases (21)...led Princeton in runs (42), hits (72), doubles and total bases (113) and was second in stolen bases. **PERSONAL** Participated in the Rays Winter Development Program at Tropicana Field in January.

| YEAR                       | CLUB      | AVG         | G         | AB         | R         | H         | 2B        | 3B       | HR       | RBI       | SH       | SF       | HB       | BB-I        | SO        | SB        | CS       | GDP      | SLG         | OBP         | E         |
|----------------------------|-----------|-------------|-----------|------------|-----------|-----------|-----------|----------|----------|-----------|----------|----------|----------|-------------|-----------|-----------|----------|----------|-------------|-------------|-----------|
| 2010                       | GCL Rays  | .303        | 27        | 89         | 8         | 27        | 5         | 2        | 0        | 9         | 0        | 1        | 1        | 8-0         | 17        | 12        | 3        | 1        | .404        | .364        | 6         |
| 2011                       | Princeton | .300        | 61        | 240        | 42        | 72        | 22        | 5        | 3        | 24        | 0        | 2        | 2        | 26-1        | 24        | 21        | 3        | 4        | .471        | .370        | 18        |
| <b>Minor League Totals</b> |           | <b>.301</b> | <b>88</b> | <b>329</b> | <b>50</b> | <b>99</b> | <b>27</b> | <b>7</b> | <b>3</b> | <b>33</b> | <b>0</b> | <b>3</b> | <b>3</b> | <b>34-1</b> | <b>41</b> | <b>33</b> | <b>6</b> | <b>5</b> | <b>.453</b> | <b>.369</b> | <b>24</b> |

ORGANIZATION  
COACHES & STAFF  
40-MAN ROSTER  
NON-ROSTER INVITES  
RECORDS & HISTORY  
YEARLY SUMMARIES  
OPPONENTS  
MINOR LEAGUE OPERATIONS  
Minor League Players  
BROADCAST INFORMATION  
TROPICANA FIELD & MISC.

**JAY BUENTE** RIGHT-HANDED PITCHER

**BATS** Right  
**THROWS** Right  
**HEIGHT** 6'2"  
**WEIGHT** 185

**BORN** 9/28/83 in Evansville, IN  
**RESIDES** Evansville, IN  
**SIGNING SCOUT** Chris Heidt (Marlins)  
**ACQUIRED** Claimed off waivers from the Florida Marlins on May 25, 2011

| YEAR                       | CLUB         | W         | L         | ERA         | G          | GS        | CG       | SHO      | SV       | IP           | H          | R          | ER         | HR        | HB        | BB-I          | SO         | WP        | BK       |
|----------------------------|--------------|-----------|-----------|-------------|------------|-----------|----------|----------|----------|--------------|------------|------------|------------|-----------|-----------|---------------|------------|-----------|----------|
| 2006                       | Jamestown    | 2         | 3         | 3.09        | 22         | 3         | 0        | 0        | 1        | 43.2         | 17         | 15         | 2          | 2         | 2         | 13-2          | 41         | 3         | 0        |
| 2007                       | Greensboro   | 5         | 2         | 3.75        | 42         | 0         | 0        | 0        | 2        | 60.0         | 58         | 36         | 25         | 6         | 3         | 19-2          | 71         | 11        | 0        |
| 2008                       | Jupiter      | 5         | 1         | 3.00        | 40         | 0         | 0        | 0        | 1        | 60.0         | 49         | 22         | 20         | 4         | 3         | 27-0          | 63         | 10        | 1        |
| 2009                       | Jacksonville | 0         | 1         | 2.45        | 16         | 0         | 0        | 0        | 1        | 22.0         | 17         | 6          | 6          | 1         | 0         | 11-0          | 23         | 2         | 0        |
|                            | New Orleans  | 5         | 1         | 3.39        | 35         | 0         | 0        | 0        | 1        | 61.0         | 59         | 24         | 23         | 6         | 1         | 32-5          | 56         | 5         | 0        |
| 2010                       | New Orleans  | 0         | 1         | 2.67        | 20         | 0         | 0        | 0        | 0        | 30.1         | 22         | 13         | 9          | 3         | 0         | 18-0          | 38         | 2         | 0        |
|                            | Florida      | 0         | 0         | 6.55        | 8          | 0         | 0        | 0        | 0        | 11.0         | 16         | 8          | 8          | 0         | 0         | 11-2          | 9          | 1         | 0        |
|                            | Jacksonville | 1         | 0         | 4.05        | 10         | 1         | 0        | 0        | 1        | 13.1         | 13         | 6          | 6          | 1         | 0         | 1-0           | 12         | 0         | 0        |
|                            | GCL Marlins  | 1         | 0         | 3.60        | 4          | 0         | 0        | 0        | 0        | 5.0          | 5          | 2          | 2          | 0         | 0         | 1-0           | 4          | 0         | 0        |
| 2011                       | New Orleans  | 3         | 0         | 1.94        | 10         | 5         | 1        | 0        | 0        | 41.2         | 23         | 9          | 9          | 1         | 2         | 10-0          | 44         | 4         | 1        |
|                            | Florida      | 0         | 1         | 9.00        | 1          | 1         | 0        | 0        | 0        | 3.0          | 5          | 4          | 3          | 0         | 1         | 3-0           | 1          | 0         | 0        |
|                            | Durham       | 1         | 3         | 5.70        | 24         | 4         | 1        | 0        | 1        | 42.2         | 48         | 31         | 27         | 4         | 4         | 17-1          | 43         | 2         | 1        |
|                            | Tampa Bay    | 0         | 0         | 9.00        | 1          | 0         | 0        | 0        | 0        | 2.0          | 2          | 2          | 2          | 0         | 0         | 2-0           | 1          | 0         | 0        |
| <b>Minor League Totals</b> |              | <b>23</b> | <b>12</b> | <b>3.37</b> | <b>223</b> | <b>13</b> | <b>2</b> | <b>0</b> | <b>8</b> | <b>379.2</b> | <b>334</b> | <b>166</b> | <b>142</b> | <b>28</b> | <b>15</b> | <b>153-10</b> | <b>395</b> | <b>39</b> | <b>3</b> |
| <b>Major League Totals</b> |              | <b>0</b>  | <b>1</b>  | <b>7.31</b> | <b>10</b>  | <b>1</b>  | <b>0</b> | <b>0</b> | <b>0</b> | <b>16.0</b>  | <b>23</b>  | <b>14</b>  | <b>13</b>  | <b>0</b>  | <b>1</b>  | <b>16-2</b>   | <b>11</b>  | <b>1</b>  | <b>0</b> |

**ZACH BUTLER** RIGHT-HANDED PITCHER

**BATS** Right  
**THROWS** Right  
**HEIGHT** 6'3"  
**WEIGHT** 200

**BORN** 7/28/89 in Sugarland, TX  
**RESIDES** Sugarland, TX  
**SIGNING SCOUT** Rickey Drexler  
**ACQUIRED** Selected in the 34th round of the 2011 June Draft



| YEAR | CLUB     | W | L | ERA  | G  | GS | CG | SHO | SV | IP   | H  | R | ER | HR | HB | BB-I | SO | WP | BK |
|------|----------|---|---|------|----|----|----|-----|----|------|----|---|----|----|----|------|----|----|----|
| 2011 | GCL Rays | 2 | 1 | 1.69 | 16 | 0  | 0  | 0   | 0  | 26.2 | 19 | 6 | 5  | 1  | 2  | 14-2 | 17 | 1  | 0  |

**LUIS CABRERA** RIGHT-HANDED PITCHER

**BATS** Right  
**THROWS** Right  
**HEIGHT** 6'2"  
**WEIGHT** 195

**BORN** 8/14/90 in Maracay, VEN  
**RESIDES** Maracay, VEN  
**SIGNING SCOUT** Ronnie Blanco  
**ACQUIRED** Signed as a free agent on July 7, 2010



**2010** Converted to pitcher after spending his first two professional seasons as an outfielder.

| YEAR                       | CLUB        | W        | L        | ERA         | G         | GS        | CG       | SHO      | SV       | IP          | H         | R         | ER        | HR       | HB        | BB-I        | SO        | WP        | BK       |
|----------------------------|-------------|----------|----------|-------------|-----------|-----------|----------|----------|----------|-------------|-----------|-----------|-----------|----------|-----------|-------------|-----------|-----------|----------|
| 2010                       | DSL Rangers | 0        | 0        | 81.00       | 1         | 0         | 0        | 0        | 0        | 0.1         | 1         | 3         | 3         | 0        | 3         | 1-0         | 1         | 3         | 0        |
|                            | VSL Rays    | 0        | 0        | 9.00        | 3         | 0         | 0        | 0        | 0        | 4.0         | 3         | 4         | 4         | 0        | 0         | 7-0         | 3         | 3         | 0        |
| 2011                       | VSL Rays    | 4        | 1        | 2.84        | 14        | 12        | 0        | 0        | 0        | 57.0        | 48        | 26        | 18        | 3        | 16        | 25-0        | 43        | 13        | 0        |
| <b>Minor League Totals</b> |             | <b>4</b> | <b>1</b> | <b>3.67</b> | <b>18</b> | <b>12</b> | <b>0</b> | <b>0</b> | <b>0</b> | <b>61.1</b> | <b>52</b> | <b>33</b> | <b>25</b> | <b>3</b> | <b>19</b> | <b>33-0</b> | <b>47</b> | <b>19</b> | <b>0</b> |

**JORGE CALDERON** OUTFIELDER

**BATS** Right  
**THROWS** Right  
**HEIGHT** 5'11"  
**WEIGHT** 170

**BORN** 2/8/93 in La Romana, DR  
**RESIDES** La Romana, DR  
**SIGNING SCOUT** Eddy Toledo  
**ACQUIRED** Signed as a free agent on January 7, 2011



| YEAR | CLUB     | AVG  | G  | AB  | R  | H  | 2B | 3B | HR | RBI | SH | SF | HB | BB-I | SO | SB | CS | GDP | SLG  | OBP  | E |
|------|----------|------|----|-----|----|----|----|----|----|-----|----|----|----|------|----|----|----|-----|------|------|---|
| 2011 | DSL Rays | .163 | 48 | 123 | 15 | 20 | 6  | 1  | 0  | 10  | 3  | 0  | 3  | 16-0 | 50 | 3  | 3  | 4   | .228 | .275 | 4 |

**LEANDRO (JOEL) CAMINERO** OUTFIELDER



**BATS** Right  
**THROWS** Right  
**HEIGHT** 6'1"  
**WEIGHT** 185

**BORN** 10/24/89 in San Pedro de Macoris, DR  
**RESIDES** San Pedro de Macoris, DR  
**SIGNING SCOUT** Eddy Toledo  
**ACQUIRED** Signed as a free agent on July 3, 2007

**2011** Led the Rays organization and finished 7th in the Appalachian League in batting avg. (.330).

| YEAR                       | CLUB      | AVG         | G          | AB         | R         | H          | 2B        | 3B        | HR       | RBI       | SH       | SF       | HB       | BB-I        | SO         | SB        | CS        | GDP       | SLG         | OBP         | E         |
|----------------------------|-----------|-------------|------------|------------|-----------|------------|-----------|-----------|----------|-----------|----------|----------|----------|-------------|------------|-----------|-----------|-----------|-------------|-------------|-----------|
| 2008                       | DSL Rays  | .224        | 58         | 214        | 22        | 48         | 8         | 1         | 1        | 20        | 0        | 2        | 3        | 15-0        | 47         | 5         | 3         | 3         | .285        | .282        | 4         |
| 2009                       | DSL Rays  | .260        | 50         | 177        | 31        | 46         | 10        | 2         | 0        | 18        | 3        | 6        | 3        | 13-1        | 30         | 12        | 1         | 3         | .339        | .312        | 10        |
| 2010                       | GCL Rays  | .251        | 52         | 187        | 17        | 47         | 8         | 4         | 0        | 20        | 3        | 1        | 0        | 10-0        | 41         | 2         | 5         | 2         | .337        | .388        | 2         |
| 2011                       | Princeton | .330        | 48         | 188        | 25        | 62         | 9         | 6         | 3        | 22        | 2        | 0        | 0        | 5-0         | 38         | 6         | 7         | 4         | .489        | .347        | 7         |
| <b>Minor League Totals</b> |           | <b>.265</b> | <b>208</b> | <b>766</b> | <b>95</b> | <b>203</b> | <b>35</b> | <b>13</b> | <b>4</b> | <b>80</b> | <b>8</b> | <b>9</b> | <b>6</b> | <b>43-1</b> | <b>156</b> | <b>25</b> | <b>16</b> | <b>12</b> | <b>.360</b> | <b>.306</b> | <b>23</b> |

**JOSELITO CANO** LEFT-HANDED PITCHER



**BATS** Left  
**THROWS** Left  
**HEIGHT** 6'5"  
**WEIGHT** 190

**BORN** 9/16/92 in Carolina, DR  
**RESIDES** San Pedro De Macoris, DR  
**SIGNING SCOUT** Eddy Toledo  
**ACQUIRED** Signed as a free agent on November 30, 2010

| YEAR | CLUB     | W | L | ERA  | G  | GS | CG | SHO | SV | IP   | H  | R  | ER | HR | HB | BB-I | SO | WP | BK |
|------|----------|---|---|------|----|----|----|-----|----|------|----|----|----|----|----|------|----|----|----|
| 2011 | DSL Rays | 2 | 0 | 1.85 | 16 | 1  | 0  | 0   | 0  | 34.0 | 23 | 10 | 7  | 0  | 5  | 22-0 | 36 | 9  | 0  |

**RYAN CARPENTER** LEFT-HANDED PITCHER



**BATS** Left  
**THROWS** Left  
**HEIGHT** 6'5"  
**WEIGHT** 235

**BORN** 8/22/90 in Peoria, AZ  
**RESIDES** Peoria, AZ  
**SIGNING SCOUT** Paul Kirsch  
**ACQUIRED** Selected in the seventh round of the 2011 June Draft

**PERSONAL** Previously drafted by the Rays in the 21st round of the 2008 June Draft.

| YEAR | CLUB          | W | L | ERA  | G | GS | CG | SHO | SV | IP   | H | R | ER | HR | HB | BB-I | SO | WP | BK |
|------|---------------|---|---|------|---|----|----|-----|----|------|---|---|----|----|----|------|----|----|----|
| 2011 | Hudson Valley | 2 | 1 | 0.76 | 8 | 4  | 0  | 0   | 0  | 23.2 | 9 | 2 | 2  | 0  | 0  | 4-0  | 26 | 1  | 0  |

**JOHN (KES) CARTER** OUTFIELDER



**BATS** Left  
**THROWS** Left  
**HEIGHT** 6'2"  
**WEIGHT** 205

**BORN** 3/3/90 in Brentwood, TN  
**RESIDES** Brentwood, TN  
**SIGNING SCOUT** James Bonnici  
**ACQUIRED** Selected in the first round (56th overall) of the 2011 June Draft

**2011** Rated by *Baseball America* as the No. 3 prospect out of the state of Kentucky and the No. 51 prospect overall... became the highest draft pick in Western Kentucky University's 92-year history. **PERSONAL** Participated in the Rays Winter Development Program at Tropicana Field in January...was previously drafted by the Florida Marlins in the 43rd round of the 2008 June Draft.

| YEAR | CLUB          | AVG  | G | AB | R | H | 2B | 3B | HR | RBI | SH | SF | HB | BB-I | SO | SB | CS | GDP | SLG  | OBP  | E |
|------|---------------|------|---|----|---|---|----|----|----|-----|----|----|----|------|----|----|----|-----|------|------|---|
| 2011 | Hudson Valley | .231 | 3 | 13 | 2 | 3 | 0  | 0  | 0  | 1   | 0  | 0  | 0  | 2-1  | 1  | 0  | 0  | 0   | .231 | .333 | 0 |

**ALBERTO CASANAS** RIGHT-HANDED PITCHER



**BATS** Right  
**THROWS** Right  
**HEIGHT** 6'2"  
**WEIGHT** 160

**BORN** 11/27/93 in Rio Chico, VEN  
**RESIDES** Rio Chico, VEN  
**SIGNING SCOUT** Ronnie Blanco  
**ACQUIRED** Signed as a free agent on August 5, 2011

ORGANIZATION  
COACHES & STAFF  
40-MAN ROSTER  
NON-ROSTER INVITES  
RECORDS & HISTORY  
YEARLY SUMMARIES  
OPPONENTS  
MINOR LEAGUE OPERATIONS  
Minor League Players  
BROADCAST INFORMATION  
TROPICANA FIELD & MISC.

**EDDY CASTILLO** LEFT-HANDED PITCHER

**BATS** Left  
**THROWS** Left  
**HEIGHT** 6'1"  
**WEIGHT** 155

**BORN** 1/2/94 in Villa Riva, DR  
**RESIDES** Villa Riva, DR  
**SIGNING SCOUT** Eddy Toledo  
**ACQUIRED** Signed as a free agent on July 2, 2011

**ERODIS CASTILLO** RIGHT-HANDED PITCHER

**BATS** Right  
**THROWS** Right  
**HEIGHT** 6'1"  
**WEIGHT** 173

**BORN** 11/29/93 in Santo Domingo, DR  
**RESIDES** Santo Domingo, DR  
**SIGNING SCOUT** Eddy Toledo  
**ACQUIRED** Signed as a free agent on November 17, 2011

**KEITH CASTILLO** CATCHER

**BATS** Switch  
**THROWS** Right  
**HEIGHT** 6'4"  
**WEIGHT** 220

**BORN** 7/10/87 in Huntington Beach, CA  
**RESIDES** Huntington Beach, CA  
**SIGNING SCOUT** Jake Wilson  
**ACQUIRED** Signed as a free agent on February 22, 2011



**PERSONAL** His father, Tony Castillo, pitched parts of 10 seasons with four different major league clubs, making 403 appearances.

| YEAR | CLUB          | AVG  | G  | AB | R  | H  | 2B | 3B | HR | RBI | SH | SF | HB | BB-I | SO | SB | CS | GDP | SLG  | OBP  | E |
|------|---------------|------|----|----|----|----|----|----|----|-----|----|----|----|------|----|----|----|-----|------|------|---|
| 2011 | Bowling Green | .330 | 29 | 97 | 19 | 32 | 8  | 0  | 5  | 22  | 0  | 0  | 3  | 10-0 | 25 | 0  | 1  | 0   | .567 | .409 | 1 |

**KEVIN CAZORLA** RIGHT-HANDED PITCHER

**BATS** Right  
**THROWS** Right  
**HEIGHT** 6'2"  
**WEIGHT** 190

**BORN** 10/14/93 in La Victoria, VEN  
**RESIDES** La Victoria, VEN  
**SIGNING SCOUT** Ronnie Blanco  
**ACQUIRED** Signed as a free agent on December 10, 2010



| YEAR | CLUB     | W | L | ERA  | G  | GS | CG | SHO | SV | IP   | H  | R  | ER | HR | HB | BB-I | SO | WP | BK |
|------|----------|---|---|------|----|----|----|-----|----|------|----|----|----|----|----|------|----|----|----|
| 2011 | VSL Rays | 0 | 0 | 7.16 | 14 | 0  | 0  | 0   | 0  | 27.2 | 40 | 30 | 22 | 7  | 1  | 21-0 | 13 | 12 | 0  |

**CARLOS CEDEÑO** RIGHT-HANDED PITCHER

**BATS** Right  
**THROWS** Right  
**HEIGHT** 6'2"  
**WEIGHT** 180

**BORN** 7/19/90 in San Pedro de Macoris, DR  
**RESIDES** Boca Chica, DR  
**SIGNING SCOUT** Eddy Toledo  
**ACQUIRED** Signed as a free agent on November 25, 2008



| YEAR                       | CLUB     | W        | L        | ERA         | G         | GS       | CG       | SHO      | SV       | IP          | H         | R         | ER        | HR       | HB        | BB-I        | SO        | WP        | BK       |
|----------------------------|----------|----------|----------|-------------|-----------|----------|----------|----------|----------|-------------|-----------|-----------|-----------|----------|-----------|-------------|-----------|-----------|----------|
| 2009                       | DSL Rays | 0        | 1        | 12.60       | 5         | 0        | 0        | 0        | 0        | 5.0         | 3         | 7         | 7         | 0        | 1         | 9-0         | 7         | 7         | 0        |
| 2010                       | DSL Rays | 2        | 2        | 3.23        | 20        | 0        | 0        | 0        | 0        | 30.2        | 27        | 23        | 11        | 1        | 6         | 27-0        | 23        | 6         | 1        |
| 2011                       | DSL Rays | 2        | 5        | 4.54        | 14        | 9        | 1        | 0        | 0        | 39.2        | 41        | 26        | 20        | 1        | 3         | 21-0        | 24        | 11        | 0        |
| <b>Minor League Totals</b> |          | <b>4</b> | <b>8</b> | <b>4.54</b> | <b>39</b> | <b>9</b> | <b>1</b> | <b>0</b> | <b>0</b> | <b>75.1</b> | <b>71</b> | <b>56</b> | <b>38</b> | <b>2</b> | <b>10</b> | <b>57-0</b> | <b>54</b> | <b>24</b> | <b>1</b> |



## DID YOU KNOW?

**LABOR PEACE**

With a new five-year labor agreement, Major League Baseball will have seen at least 21 years of uninterrupted play by the end of the 2016 season.

**JULIO CEDEÑO** THIRD BASEMAN



**BATS** Right  
**THROWS** Right  
**HEIGHT** 6'3"  
**WEIGHT** 195

**BORN** 8/25/89 in Tucupita, VEN  
**RESIDES** Tucupita, VEN  
**SIGNING SCOUT** Ronnie Blanco  
**ACQUIRED** Signed as a free agent on March 31, 2006

**2008** Starting third baseman led his team with 17 doubles (2nd in VSL)...finished tied for 2nd in the league in homers, one behind teammate Jonathan Quiñonez. **2007** Named VSL Rays Player of the Year...ranked 2nd on the club in home runs and 3rd in RBI. **2006** Loaned to the DSL Dodgers on June 8 and returned on Sep 14.

| YEAR                       | CLUB          | AVG         | G          | AB          | R          | H          | 2B        | 3B       | HR        | RBI        | SH       | SF        | BB-I      | SO           | SB         | CS        | GDP       | SLG         | OBP         | E         |   |
|----------------------------|---------------|-------------|------------|-------------|------------|------------|-----------|----------|-----------|------------|----------|-----------|-----------|--------------|------------|-----------|-----------|-------------|-------------|-----------|---|
| 2006                       | DSL Dodgers   | .218        | 43         | 142         | 14         | 31         | 3         | 0        | 0         | 15         | 2        | 1         | 3         | 11-0         | 31         | 3         | 2         | 1           | .239        | .287      | 0 |
| 2007                       | VSL Rays/Reds | .300        | 51         | 190         | 27         | 57         | 13        | 2        | 5         | 32         | 0        | 0         | 9         | 16-3         | 39         | 5         | 1         | .468        | .381        | 20        |   |
| 2008                       | VSL Rays      | .283        | 70         | 254         | 38         | 72         | 17        | 4        | 8         | 37         | 0        | 2         | 3         | 25-3         | 29         | 5         | 2         | .476        | .352        | 25        |   |
| 2009                       | Princeton     | .272        | 54         | 202         | 26         | 55         | 11        | 0        | 5         | 34         | 1        | 3         | 5         | 17-0         | 52         | 4         | 2         | .401        | .339        | 17        |   |
| 2010                       | Bowling Green | .261        | 104        | 371         | 34         | 97         | 22        | 2        | 3         | 40         | 2        | 4         | 2         | 30-0         | 75         | 5         | 3         | .356        | .317        | 19        |   |
| 2011                       | Bowling Green | .246        | 66         | 254         | 30         | 65         | 13        | 1        | 8         | 31         | 0        | 1         | 2         | 10-0         | 67         | 4         | 1         | .394        | .278        | 11        |   |
| <b>Minor League Totals</b> |               | <b>.265</b> | <b>388</b> | <b>1423</b> | <b>169</b> | <b>377</b> | <b>79</b> | <b>9</b> | <b>29</b> | <b>189</b> | <b>5</b> | <b>11</b> | <b>24</b> | <b>109-6</b> | <b>293</b> | <b>26</b> | <b>11</b> | <b>.394</b> | <b>.325</b> | <b>92</b> |   |

**HENRY CENTENO** RIGHT-HANDED PITCHER



**BATS** Right  
**THROWS** Right  
**HEIGHT** 6'2"  
**WEIGHT** 165

**BORN** 10/14/93 in Araya, VEN  
**RESIDES** Cumana, VEN  
**SIGNING SCOUT** Ronnie Blanco  
**ACQUIRED** Signed as a free agent on December 14, 2010

| YEAR | CLUB     | W | L | ERA  | G  | GS | CG | SHO | SV | IP   | H  | R  | ER | HR | HB | BB-I | SO | WP | BK |
|------|----------|---|---|------|----|----|----|-----|----|------|----|----|----|----|----|------|----|----|----|
| 2011 | VSL Rays | 4 | 3 | 3.24 | 14 | 3  | 0  | 0   | 0  | 41.2 | 30 | 18 | 15 | 4  | 1  | 19-0 | 24 | 4  | 1  |

**RAYMOND CHURCH JR.** SECOND BASEMAN



**BATS** Right  
**THROWS** Right  
**HEIGHT** 5'11"  
**WEIGHT** 180

**BORN** 11/3/88 in Green Acres, FL  
**RESIDES** Green Acres, FL  
**SIGNING SCOUT** Evan Brannon  
**ACQUIRED** Selected in the 26th round of the 2011 June Draft

| YEAR | CLUB          | AVG  | G  | AB  | R  | H  | 2B | 3B | HR | RBI | SH | SF | BB-I | SO   | SB | CS | GDP | SLG  | OBP  | E  |
|------|---------------|------|----|-----|----|----|----|----|----|-----|----|----|------|------|----|----|-----|------|------|----|
| 2011 | Hudson Valley | .247 | 55 | 182 | 20 | 45 | 14 | 1  | 0  | 16  | 0  | 2  | 3    | 16-0 | 39 | 4  | 2   | .335 | .315 | 11 |

**OSCAR COLLADO** RIGHT-HANDED PITCHER



**BATS** Right  
**THROWS** Right  
**HEIGHT** 6'1"  
**WEIGHT** 180

**BORN** 8/30/93 in Valverde Mao, DR  
**RESIDES** Valverde Mao, DR  
**SIGNING SCOUT** Eddy Toledo  
**ACQUIRED** Signed as a free agent on October 13, 2011

**CHARLES CONONIE** RIGHT-HANDED PITCHER



**BATS** Right  
**THROWS** Right  
**HEIGHT** 6'7"  
**WEIGHT** 210

**BORN** 2/25/89 in Germantown, MD  
**RESIDES** Germantown, MD  
**SIGNING SCOUT** Lou Wieben  
**ACQUIRED** Selected in the 24th round of the 2011 June Draft

| YEAR | CLUB          | W | L | ERA  | G  | GS | CG | SHO | SV | IP   | H  | R  | ER | HR | HB | BB-I | SO | WP | BK |
|------|---------------|---|---|------|----|----|----|-----|----|------|----|----|----|----|----|------|----|----|----|
| 2011 | Hudson Valley | 1 | 1 | 2.43 | 16 | 0  | 0  | 0   | 6  | 29.2 | 17 | 11 | 8  | 0  | 5  | 12-1 | 27 | 0  | 0  |

ORGANIZATION  
COACHES & STAFF  
40+ MAN ROSTER  
NON-ROSTER INVITES  
RECORDS & HISTORY  
YEARLY SUMMARIES  
OPPONENTS  
MINOR LEAGUE OPERATIONS  
Minor League Players  
BROADCAST INFORMATION  
TROPICANA FIELD & MISC.

**RAFAEL CORDOVA** RIGHT-HANDED PITCHER

**BATS** Right      **BORN** 11/16/94 in Yuma, AZ  
**THROWS** Right    **RESIDES** San Luis Rios Colorado, MEX  
**HEIGHT** 6'2"      **SIGNING SCOUT** Eddy Toledo  
**WEIGHT** 175      **ACQUIRED** Signed as a free agent on November 3, 2011

**LEOPOLDO CORREA** THIRD BASEMAN

**BATS** Left      **BORN** 12/3/91 in Ocumare del Tuy, VEN  
**THROWS** Right    **RESIDES** Charallave, VEN  
**HEIGHT** 6'1"      **SIGNING SCOUT** Ronnie Blanco  
**WEIGHT** 185      **ACQUIRED** Signed as a free agent on December 18, 2008

**2011** Finished among the top three Venezuelan Summer League leaders in RBI (54), HR (8), SLG (.500) and TB (115)...his .322 batting avg. was 9th in the VSL.

| YEAR                       | CLUB     | AVG         | G          | AB         | R         | H          | 2B        | 3B       | HR        | RBI       | SH       | SF       | HB        | BB-I        | SO        | SB       | CS       | GDP       | SLG         | OBP         | E         |
|----------------------------|----------|-------------|------------|------------|-----------|------------|-----------|----------|-----------|-----------|----------|----------|-----------|-------------|-----------|----------|----------|-----------|-------------|-------------|-----------|
| 2009                       | VSL Rays | .161        | 27         | 56         | 10        | 9          | 2         | 1        | 2         | 6         | 1        | 0        | 0         | 16-0        | 17        | 0        | 0        | 2         | .339        | .347        | 10        |
| 2010                       | VSL Rays | .251        | 59         | 203        | 33        | 51         | 13        | 2        | 0         | 19        | 0        | 3        | 5         | 22-0        | 29        | 1        | 3        | 6         | .335        | .335        | 16        |
| 2011                       | VSL Rays | .322        | 64         | 230        | 35        | 74         | 17        | 0        | 8         | 54        | 0        | 0        | 5         | 31-1        | 31        | 0        | 1        | 8         | .500        | .414        | 16        |
| <b>Minor League Totals</b> |          | <b>.274</b> | <b>150</b> | <b>489</b> | <b>78</b> | <b>134</b> | <b>32</b> | <b>3</b> | <b>10</b> | <b>79</b> | <b>1</b> | <b>3</b> | <b>10</b> | <b>69-1</b> | <b>77</b> | <b>1</b> | <b>4</b> | <b>16</b> | <b>.413</b> | <b>.373</b> | <b>42</b> |

**SHAY CRAWFORD** LEFT-HANDED PITCHER

**BATS** Left      **BORN** 12/12/87 in Bartlett, TN  
**THROWS** Left    **RESIDES** Bartlett, TN  
**HEIGHT** 6'2"      **SIGNING SCOUT** Milt Hill  
**WEIGHT** 185      **ACQUIRED** Selected in the 41st round of the 2011 June Draft

| YEAR | CLUB          | W | L | ERA  | G  | GS | CG | SHO | SV | IP   | H  | R  | ER | HR | HB | BB-I | SO | WP | BK |
|------|---------------|---|---|------|----|----|----|-----|----|------|----|----|----|----|----|------|----|----|----|
| 2011 | Hudson Valley | 1 | 1 | 2.43 | 16 | 0  | 0  | 0   | 6  | 29.2 | 17 | 11 | 8  | 0  | 5  | 12-1 | 27 | 0  | 0  |

**CRISTOPHER CRISOSTOMO** LEFT-HANDED PITCHER

**BATS** Left      **BORN** 3/8/94 in La Romana, DR  
**THROWS** Left    **RESIDES** La Romana, DR  
**HEIGHT** 6'2"      **SIGNING SCOUT** Eddy Toledo  
**WEIGHT** 175      **ACQUIRED** Signed as a free agent on July 2, 2011

**JOSEPH (JOE) CRUZ** RIGHT-HANDED PITCHER

**BATS** Right      **BORN** 7/20/88 in Monterey Park, CA  
**THROWS** Right    **RESIDES** Baldwin Park, CA  
**HEIGHT** 6'4"      **SIGNING SCOUT** Robbie Moen  
**WEIGHT** 190      **ACQUIRED** Selected in the 30th round of the 2007 June Draft

**2011** Suffered a right shoulder injury in June and spent the remainder of the season rehabbing. **2010** Led the Florida State League with 13 wins...his 2.85 ERA ranked 2nd in the FSL...finished 3rd in the Rays organization in strikeouts (131), 2nd in wins and 8th in ERA...named to the FSL postseason All-Star Team...participated in the Rays Winter Development Program at Tropicana Field in January. **PERSONAL** Drafted out of East Los Angeles Junior College.

| YEAR                       | CLUB          | W         | L         | ERA         | G         | GS        | CG       | SHO      | SV       | IP           | H          | R          | ER         | HR       | HB       | BB-I         | SO         | WP        | BK       |
|----------------------------|---------------|-----------|-----------|-------------|-----------|-----------|----------|----------|----------|--------------|------------|------------|------------|----------|----------|--------------|------------|-----------|----------|
| 2007                       | Princeton     | 2         | 0         | 0.00        | 3         | 0         | 0        | 0        | 0        | 9.0          | 5          | 0          | 0          | 0        | 0        | 3-0          | 13         | 0         | 0        |
| 2008                       | Princeton     | 1         | 3         | 3.17        | 13        | 13        | 0        | 0        | 0        | 54.0         | 61         | 29         | 19         | 5        | 2        | 14-0         | 62         | 3         | 0        |
| 2009                       | Bowling Green | 5         | 8         | 4.04        | 21        | 21        | 0        | 0        | 0        | 98.0         | 110        | 54         | 44         | 5        | 2        | 26-0         | 99         | 4         | 0        |
| 2010                       | Charlotte     | 13        | 6         | 2.85        | 25        | 25        | 1        | 0        | 0        | 142.0        | 137        | 53         | 45         | 6        | 6        | 39-0         | 131        | 7         | 0        |
| 2011                       | Montgomery    | 3         | 5         | 8.43        | 11        | 11        | 0        | 0        | 0        | 47.0         | 75         | 44         | 44         | 8        | 3        | 20-1         | 42         | 3         | 0        |
|                            | GCL Rays      | 2         | 0         | 0.00        | 4         | 1         | 1        | 1        | 0        | 13.2         | 6          | 0          | 0          | 0        | 0        | 2-0          | 16         | 0         | 0        |
|                            | Charlotte     | 1         | 0         | 5.14        | 3         | 3         | 0        | 0        | 0        | 14.0         | 12         | 8          | 8          | 1        | 0        | 6-0          | 6          | 1         | 0        |
| <b>Minor League Totals</b> |               | <b>27</b> | <b>22</b> | <b>3.81</b> | <b>80</b> | <b>74</b> | <b>2</b> | <b>1</b> | <b>0</b> | <b>377.2</b> | <b>406</b> | <b>188</b> | <b>160</b> | <b>1</b> | <b>0</b> | <b>110-1</b> | <b>369</b> | <b>18</b> | <b>0</b> |



**DIONICIO DE LA CRUZ** LEFT-HANDED PITCHER

**BATS** Left  
**THROWS** Left  
**HEIGHT** 6'1"  
**WEIGHT** 185

**BORN** 4/1/92 in Villa Altagracia, DR  
**RESIDES** Villa Altagracia, DR  
**SIGNING SCOUT** Eddy Toledo  
**ACQUIRED** Signed as a free agent on April 6, 2011



| YEAR                       | CLUB        | W            | L        | ERA         | G         | GS       | CG       | SHO      | SV       | IP          | H         | R         | ER        | HR       | HB       | BB-I        | SO        | WP        | BK       |  |
|----------------------------|-------------|--------------|----------|-------------|-----------|----------|----------|----------|----------|-------------|-----------|-----------|-----------|----------|----------|-------------|-----------|-----------|----------|--|
| 2009                       | DSL Pirates | 0            | 4        | 11.76       | 14        | 0        | 0        | 0        | 0        | 20.2        | 27        | 35        | 27        | 1        | 2        | 34-0        | 14        | 12        | 1        |  |
| 2010                       |             | Did Not Play |          |             |           |          |          |          |          |             |           |           |           |          |          |             |           |           |          |  |
| 2011                       | DSL Rays    | 3            | 1        | 2.57        | 18        | 0        | 0        | 0        | 1        | 28.0        | 23        | 16        | 8         | 1        | 1        | 27-0        | 24        | 4         | 0        |  |
| <b>Minor League Totals</b> |             | <b>3</b>     | <b>5</b> | <b>6.47</b> | <b>32</b> | <b>0</b> | <b>0</b> | <b>0</b> | <b>1</b> | <b>48.2</b> | <b>50</b> | <b>51</b> | <b>35</b> | <b>2</b> | <b>3</b> | <b>61-0</b> | <b>38</b> | <b>16</b> | <b>1</b> |  |

**GEISEL DE LA CRUZ** LEFT-HANDED PITCHER

**BATS** Left  
**THROWS** Left  
**HEIGHT** 6'0"  
**WEIGHT** 140

**BORN** 4/11/93 in Barahona, DR  
**RESIDES** Barahona, DR  
**SIGNING SCOUT** Daniel Santana/Eddy Toledo  
**ACQUIRED** Signed as a free agent on December 17, 2009



| YEAR                       | CLUB     | W        | L        | ERA         | G         | GS        | CG       | SHO      | SV       | IP          | H         | R         | ER        | HR       | HB       | BB-I        | SO        | WP        | BK       |
|----------------------------|----------|----------|----------|-------------|-----------|-----------|----------|----------|----------|-------------|-----------|-----------|-----------|----------|----------|-------------|-----------|-----------|----------|
| 2010                       | DSL Rays | 2        | 3        | 4.25        | 17        | 2         | 0        | 0        | 0        | 29.2        | 39        | 25        | 14        | 4        | 4        | 10-0        | 20        | 5         | 0        |
| 2011                       | DSL Rays | 1        | 3        | 2.02        | 13        | 12        | 0        | 0        | 0        | 58.0        | 45        | 23        | 13        | 1        | 2        | 16-0        | 59        | 10        | 0        |
| <b>Minor League Totals</b> |          | <b>3</b> | <b>6</b> | <b>2.77</b> | <b>30</b> | <b>14</b> | <b>0</b> | <b>0</b> | <b>0</b> | <b>87.2</b> | <b>84</b> | <b>48</b> | <b>27</b> | <b>5</b> | <b>6</b> | <b>26-0</b> | <b>79</b> | <b>15</b> | <b>0</b> |

**JAIRO DE LA ROSA** RIGHT-HANDED PITCHER

**BATS** Right  
**THROWS** Right  
**HEIGHT** 6'2"  
**WEIGHT** 170

**BORN** 9/8/85 in La Victoria, DR  
**RESIDES** Santo Domingo, DR  
**SIGNING SCOUT** Rudy Santin  
**ACQUIRED** Signed as a free agent on July 27, 2002



**2011** Missed the entire season while rehabbing from right shoulder surgery. **2009** Converted from infielder to pitcher... prior to the conversion, *Baseball America* rated him as Best Infield Arm in the Rays organization.

| YEAR                       | CLUB          | W                       | L        | ERA         | G         | GS       | CG       | SHO      | SV       | IP          | H         | R         | ER        | HR       | HB        | BB-I        | SO        | WP        | BK       |  |
|----------------------------|---------------|-------------------------|----------|-------------|-----------|----------|----------|----------|----------|-------------|-----------|-----------|-----------|----------|-----------|-------------|-----------|-----------|----------|--|
| 2004                       | Princeton     | 0                       | 0        | 0.00        | 0         | 0        | 0        | 0        | 0        | 0.0         | 0         | 0         | 0         | 0        | 0         | 0-0         | 0         | 0         | 0        |  |
| 2009                       | Princeton     | 4                       | 3        | 3.41        | 15        | 0        | 0        | 0        | 2        | 29.0        | 29        | 20        | 11        | 2        | 4         | 7-1         | 27        | 5         | 0        |  |
|                            | Bowling Green | 0                       | 1        | 10.80       | 2         | 0        | 0        | 0        | 0        | 3.1         | 6         | 4         | 4         | 0        | 0         | 1-1         | 6         | 4         | 0        |  |
| 2010                       | Bowling Green | 0                       | 2        | 8.88        | 16        | 0        | 0        | 0        | 0        | 25.1        | 28        | 28        | 25        | 3        | 7         | 13-0        | 22        | 4         | 1        |  |
| 2011                       |               | Injured -- Did Not Play |          |             |           |          |          |          |          |             |           |           |           |          |           |             |           |           |          |  |
| <b>Minor League Totals</b> |               | <b>4</b>                | <b>6</b> | <b>6.24</b> | <b>33</b> | <b>0</b> | <b>0</b> | <b>0</b> | <b>2</b> | <b>57.2</b> | <b>63</b> | <b>52</b> | <b>40</b> | <b>5</b> | <b>11</b> | <b>21-2</b> | <b>55</b> | <b>13</b> | <b>1</b> |  |

**FRANK DE LOS SANTOS** LEFT-HANDED PITCHER

**BATS** Left  
**THROWS** Left  
**HEIGHT** 6'0"  
**WEIGHT** 165

**BORN** 11/17/87 in Samana, DR  
**RESIDES** Los Forrales, DR  
**SIGNING SCOUT** Junior Ramirez  
**ACQUIRED** Signed as a free agent on February 7, 2006



**2011** Had the 2nd-lowest BB/9IP ratio among Southern League relievers in 59.1 IP out of the Biscuits bullpen (1.67).  
**2010** Finished 4th in the Florida State League in innings pitched. **2009** Led the Hot Rods in innings pitched. **2007** Tied for the Appalachian League lead in games started.

| YEAR                       | CLUB          | W         | L         | ERA         | G          | GS        | CG       | SHO      | SV       | IP           | H          | R          | ER         | HR        | HB        | BB-I         | SO         | WP        | BK       |
|----------------------------|---------------|-----------|-----------|-------------|------------|-----------|----------|----------|----------|--------------|------------|------------|------------|-----------|-----------|--------------|------------|-----------|----------|
| 2007                       | Princeton     | 4         | 5         | 3.64        | 13         | 13        | 0        | 0        | 0        | 64.1         | 64         | 30         | 26         | 5         | 4         | 16-0         | 43         | 6         | 2        |
| 2008                       | Hudson Valley | 4         | 5         | 5.40        | 11         | 11        | 0        | 0        | 0        | 56.2         | 73         | 40         | 34         | 2         | 5         | 16-0         | 44         | 2         | 1        |
| 2009                       | Bowling Green | 4         | 10        | 3.65        | 27         | 27        | 1        | 0        | 0        | 135.2        | 136        | 69         | 55         | 7         | 9         | 45-0         | 81         | 14        | 2        |
| 2010                       | Charlotte     | 10        | 9         | 4.33        | 25         | 24        | 1        | 1        | 0        | 149.2        | 181        | 90         | 72         | 8         | 6         | 37-0         | 105        | 6         | 3        |
| 2011                       | Charlotte     | 0         | 1         | 19.22       | 3          | 1         | 0        | 0        | 0        | 8.0          | 25         | 17         | 17         | 3         | 1         | 2-0          | 8          | 1         | 0        |
|                            | Montgomery    | 3         | 6         | 3.55        | 33         | 5         | 0        | 0        | 3        | 78.2         | 81         | 43         | 31         | 3         | 1         | 23-2         | 48         | 2         | 1        |
| <b>Minor League Totals</b> |               | <b>25</b> | <b>36</b> | <b>4.29</b> | <b>112</b> | <b>81</b> | <b>2</b> | <b>1</b> | <b>3</b> | <b>493.0</b> | <b>560</b> | <b>289</b> | <b>235</b> | <b>28</b> | <b>26</b> | <b>139-2</b> | <b>329</b> | <b>31</b> | <b>9</b> |

ORGANIZATION  
COACHES & STAFF  
40-MAN ROSTER  
NON-ROSTER INVITES  
RECORDS & HISTORY  
YEARLY SUMMARIES  
OPPONENTS  
MINOR LEAGUE OPERATIONS  
Minor League Players  
BROADCAST INFORMATION  
TROPICANA FIELD & MISC.

**JAKE DePEW** CATCHER

**BATS** Right  
**THROWS** Right  
**HEIGHT** 6'1"  
**WEIGHT** 210

**BORN** 3/1/92 in Granite City, IL  
**RESIDES** Granite City, IL  
**SIGNING SCOUT** Tom Couston  
**ACQUIRED** Selected in the ninth round of the 2010 June Draft



**PERSONAL** Participated in the Rays Winter Development Program at Tropicana Field in January of 2011.

| YEAR                       | CLUB      | AVG         | G         | AB         | R         | H         | 2B       | 3B       | HR       | RBI       | SH       | SF       | HB       | BB-I        | SO        | SB       | CS       | GDP       | SLG         | OBP         | E        |
|----------------------------|-----------|-------------|-----------|------------|-----------|-----------|----------|----------|----------|-----------|----------|----------|----------|-------------|-----------|----------|----------|-----------|-------------|-------------|----------|
| 2010                       | GCL Rays  | .273        | 4         | 11         | 0         | 3         | 0        | 0        | 0        | 1         | 0        | 0        | 0        | 0-0         | 1         | 0        | 0        | 2         | .273        | .273        | 0        |
| 2011                       | Princeton | .214        | 46        | 159        | 14        | 34        | 5        | 0        | 1        | 22        | 0        | 5        | 0        | 20-1        | 27        | 6        | 4        | 8         | .264        | .293        | 3        |
| <b>Minor League Totals</b> |           | <b>.218</b> | <b>50</b> | <b>170</b> | <b>14</b> | <b>37</b> | <b>5</b> | <b>0</b> | <b>1</b> | <b>23</b> | <b>0</b> | <b>5</b> | <b>0</b> | <b>20-1</b> | <b>28</b> | <b>6</b> | <b>4</b> | <b>10</b> | <b>.265</b> | <b>.292</b> | <b>3</b> |

**ROBERT DICKMANN** RIGHT-HANDED PITCHER

**BATS** Right  
**THROWS** Right  
**HEIGHT** 5'10"  
**WEIGHT** 200

**BORN** 12/25/86 in Woodland Hills, CA  
**RESIDES** Woodland Hills, CA  
**SIGNING SCOUT** Robbie Moen  
**ACQUIRED** Selected in the 36th round of the 2010 June Draft



**2011** Named a New York-Penn League midseason All-Star.

| YEAR                       | CLUB          | W        | L        | ERA         | G         | GS       | CG       | SHO      | SV       | IP          | H         | R         | ER        | HR       | HB       | BB-I        | SO        | WP       | BK       |
|----------------------------|---------------|----------|----------|-------------|-----------|----------|----------|----------|----------|-------------|-----------|-----------|-----------|----------|----------|-------------|-----------|----------|----------|
| 2010                       | Hudson Valley | 4        | 2        | 2.41        | 16        | 2        | 0        | 0        | 1        | 41.0        | 38        | 15        | 11        | 2        | 0        | 16-2        | 31        | 2        | 0        |
| 2011                       | Hudson Valley | 3        | 3        | 1.65        | 17        | 5        | 0        | 0        | 1        | 49.0        | 42        | 26        | 9         | 4        | 3        | 13-0        | 45        | 3        | 1        |
| <b>Minor League Totals</b> |               | <b>7</b> | <b>5</b> | <b>2.00</b> | <b>33</b> | <b>7</b> | <b>0</b> | <b>0</b> | <b>2</b> | <b>90.0</b> | <b>80</b> | <b>41</b> | <b>20</b> | <b>6</b> | <b>3</b> | <b>29-2</b> | <b>76</b> | <b>5</b> | <b>1</b> |

**DEREK DIETRICH** SHORTSTOP

**BATS** Left  
**THROWS** Right  
**HEIGHT** 6'1"  
**WEIGHT** 195

**BORN** 7/18/89 in Parma, OH  
**RESIDES** Clermont, FL  
**SIGNING SCOUT** Milt Hill  
**ACQUIRED** Selected in the second round of the 2010 June Draft



**2011** Ranked by *Baseball America* as the Best Power Hitter in the Rays farm system entering 2012...named Bowling Green's Most Valuable Player and a Midwest League midseason All-Star...led Rays organization with 22 home runs and was 5th with 81 RBI. **PERSONAL** Participated in the last two Rays Winter Development Programs at Tropicana Field, January 2011 and 2012...Drafted out of Georgia Tech University...was a semifinalist for the 2010 Golden Spikes Award by USA Baseball...was a third-round pick by the Houston Astros in the 2007 June Draft.

| YEAR                       | CLUB          | AVG         | G          | AB         | R          | H          | 2B        | 3B       | HR        | RBI        | SH       | SF       | HB        | BB-I        | SO         | SB       | CS       | GDP       | SLG         | OBP         | E         |
|----------------------------|---------------|-------------|------------|------------|------------|------------|-----------|----------|-----------|------------|----------|----------|-----------|-------------|------------|----------|----------|-----------|-------------|-------------|-----------|
| 2010                       | Hudson Valley | .279        | 45         | 179        | 33         | 50         | 12        | 2        | 3         | 20         | 1        | 1        | 6         | 11-2        | 42         | 2        | 2        | 2         | .419        | .340        | 7         |
| 2011                       | Bowling Green | .277        | 127        | 480        | 73         | 133        | 34        | 4        | 22        | 81         | 0        | 5        | 15        | 38-2        | 128        | 5        | 7        | 14        | .502        | .346        | 25        |
| <b>Minor League Totals</b> |               | <b>.278</b> | <b>172</b> | <b>659</b> | <b>106</b> | <b>183</b> | <b>46</b> | <b>6</b> | <b>25</b> | <b>101</b> | <b>1</b> | <b>6</b> | <b>21</b> | <b>49-4</b> | <b>170</b> | <b>7</b> | <b>9</b> | <b>16</b> | <b>.480</b> | <b>.344</b> | <b>32</b> |

**DESHUN DIXON** OUTFIELDER

**BATS** Right  
**THROWS** Left  
**HEIGHT** 6'0"  
**WEIGHT** 190

**BORN** 9/20/91 in Jackson, MS  
**RESIDES** Jackson, MS  
**SIGNING SCOUT** Rickey Drexler  
**ACQUIRED** Selected in the 10th round of the 2010 June Draft



| YEAR                       | CLUB      | AVG         | G         | AB         | R         | H         | 2B       | 3B       | HR       | RBI       | SH       | SF       | HB       | BB-I        | SO        | SB       | CS       | GDP      | SLG         | OBP         | E        |
|----------------------------|-----------|-------------|-----------|------------|-----------|-----------|----------|----------|----------|-----------|----------|----------|----------|-------------|-----------|----------|----------|----------|-------------|-------------|----------|
| 2010                       | GCL Rays  | .220        | 16        | 50         | 9         | 11        | 1        | 1        | 1        | 3         | 1        | 1        | 0        | 3-0         | 13        | 4        | 0        | 0        | .340        | .259        | 0        |
| 2011                       | Princeton | .211        | 56        | 199        | 22        | 42        | 8        | 4        | 5        | 20        | 1        | 0        | 0        | 14-0        | 49        | 5        | 3        | 1        | .367        | .263        | 3        |
| <b>Minor League Totals</b> |           | <b>.213</b> | <b>72</b> | <b>249</b> | <b>31</b> | <b>53</b> | <b>9</b> | <b>5</b> | <b>6</b> | <b>23</b> | <b>2</b> | <b>1</b> | <b>0</b> | <b>17-0</b> | <b>62</b> | <b>9</b> | <b>3</b> | <b>1</b> | <b>.361</b> | <b>.263</b> | <b>3</b> |

**WILMER DOMINGUEZ** CATCHER



**BATS** Right  
**THROWS** Right  
**HEIGHT** 5'10"  
**WEIGHT** 180

**BORN** 6/19/91 in Valencia, VEN  
**RESIDES** Guigüe, VEN  
**SIGNING SCOUT** Ronnie Blanco  
**ACQUIRED** Signed as a free agent on December 15, 2008

**2011** Finished 7th in the Venezuelan Summer League with a .324 avg.

| YEAR                       | CLUB     | AVG         | G          | AB         | R         | H          | 2B        | 3B       | HR        | RBI       | SH       | SF       | HB       | BB-I        | SO        | SB       | CS       | GDP       | SLG         | OBP         | E         |
|----------------------------|----------|-------------|------------|------------|-----------|------------|-----------|----------|-----------|-----------|----------|----------|----------|-------------|-----------|----------|----------|-----------|-------------|-------------|-----------|
| 2009                       | VSL Rays | .252        | 37         | 103        | 13        | 26         | 5         | 2        | 1         | 10        | 0        | 0        | 1        | 8-0         | 26        | 0        | 1        | 4         | .369        | .313        | 3         |
| 2010                       | VSL Rays | .271        | 41         | 129        | 13        | 35         | 8         | 0        | 3         | 20        | 2        | 0        | 0        | 13-0        | 20        | 3        | 0        | 7         | .403        | .338        | 11        |
| 2011                       | VSL Rays | .324        | 54         | 188        | 26        | 61         | 9         | 1        | 6         | 32        | 0        | 2        | 1        | 12-0        | 21        | 4        | 3        | 6         | .479        | .365        | 4         |
| <b>Minor League Totals</b> |          | <b>.290</b> | <b>132</b> | <b>420</b> | <b>52</b> | <b>122</b> | <b>22</b> | <b>3</b> | <b>10</b> | <b>62</b> | <b>2</b> | <b>2</b> | <b>2</b> | <b>33-0</b> | <b>67</b> | <b>7</b> | <b>4</b> | <b>17</b> | <b>.429</b> | <b>.344</b> | <b>18</b> |

**HUGO DUARTE** RIGHT-HANDED PITCHER



**BATS** Right  
**THROWS** Right  
**HEIGHT** 6'1"  
**WEIGHT** 170

**BORN** 1/7/90 in Higuero, VEN  
**RESIDES** Higuero, VEN  
**SIGNING SCOUT** Ronnie Blanco  
**ACQUIRED** Signed as a free agent on February 26, 2007

| YEAR                       | CLUB          | W         | L         | ERA         | G         | GS        | CG       | SHO      | SV       | IP           | H          | R          | ER         | HR        | HB        | BB-I        | SO         | WP        | BK       |
|----------------------------|---------------|-----------|-----------|-------------|-----------|-----------|----------|----------|----------|--------------|------------|------------|------------|-----------|-----------|-------------|------------|-----------|----------|
| 2007                       | VSL Rays/Reds | 0         | 5         | 5.66        | 19        | 4         | 0        | 0        | 0        | 41.1         | 41         | 28         | 26         | 3         | 7         | 18-0        | 26         | 4         | 0        |
| 2008                       | VSL Rays      | 3         | 2         | 6.18        | 14        | 2         | 0        | 0        | 0        | 27.2         | 27         | 21         | 19         | 1         | 7         | 18-0        | 25         | 0         | 0        |
| 2009                       | VSL Rays      | 1         | 2         | 5.56        | 18        | 1         | 0        | 0        | 4        | 22.2         | 26         | 19         | 14         | 3         | 2         | 20-2        | 22         | 2         | 1        |
| 2010                       | VSL Rays      | 4         | 3         | 4.91        | 16        | 5         | 0        | 0        | 0        | 47.2         | 45         | 29         | 26         | 10        | 1         | 23-0        | 47         | 4         | 1        |
| 2011                       | GCL Rays      | 3         | 5         | 3.33        | 12        | 6         | 1        | 1        | 0        | 54.0         | 46         | 22         | 20         | 3         | 3         | 17-1        | 39         | 2         | 1        |
| <b>Minor League Totals</b> |               | <b>11</b> | <b>17</b> | <b>4.89</b> | <b>79</b> | <b>18</b> | <b>1</b> | <b>1</b> | <b>4</b> | <b>193.1</b> | <b>185</b> | <b>119</b> | <b>105</b> | <b>20</b> | <b>20</b> | <b>96-3</b> | <b>159</b> | <b>12</b> | <b>3</b> |

**JORMAN DUARTE** RIGHT-HANDED PITCHER



**BATS** Right  
**THROWS** Right  
**HEIGHT** 6'2"  
**WEIGHT** 190

**BORN** 11/16/94 in Cumana, VEN  
**RESIDES** Cumana, VEN  
**SIGNING SCOUT** Ronnie Blanco  
**ACQUIRED** Signed as a free agent on July 2, 2011

**DOUGLAS DURAN** SHORTSTOP



**BATS** Switch  
**THROWS** Right  
**HEIGHT** 5'10"  
**WEIGHT** 150

**BORN** 11/17/92 in Maracay, VEN  
**RESIDES** Maracay, VEN  
**SIGNING SCOUT** Ronnie Blanco  
**ACQUIRED** Signed as a free agent on July 6, 2010

| YEAR | CLUB     | AVG  | G  | AB  | R  | H  | 2B | 3B | HR | RBI | SH | SF | HB | BB-I | SO | SB | CS | GDP | SLG  | OBP  | E  |
|------|----------|------|----|-----|----|----|----|----|----|-----|----|----|----|------|----|----|----|-----|------|------|----|
| 2011 | VSL Rays | .276 | 64 | 239 | 45 | 66 | 12 | 4  | 4  | 27  | 4  | 2  | 1  | 39-0 | 41 | 10 | 10 | 5   | .410 | .377 | 25 |



DID YOU KNOW?

**BIGGER AND BETTER**

The Montgomery Biscuits installed a state-of-the-art video board and ribbon board for the 2012 season at Riverwalk Stadium. The new video board will measure 30 x 36 feet, more than four times larger than the existing display, making it the largest in the Southern League.

**SHANE DYER** RIGHT-HANDED PITCHER

**BATS** Right  
**THROWS** Right  
**HEIGHT** 6'3"  
**WEIGHT** 185

**BORN** 3/9/88 in Greeley, CO  
**RESIDES** Eaton, CO  
**SIGNING SCOUT** Jayson Durocher  
**ACQUIRED** Selected in the sixth round of the 2008 June Draft

**2011** Threw 157.0 innings, second in the Rays organization only to teammate Alexander Colome, who tossed 157.2.

**2010** Made 7 starts with the Hot Rods before his promotion...named Rays organization Pitcher of the Month in April after posting a 1.55 ERA in 29 innings. **2008** Reported to Hudson Valley after signing and led the Renegades in starts.

**PERSONAL** Drafted out of South Mountain (Ariz.) CC...had signed a letter of intent with Nebraska...previously drafted by Colorado in the 24th round of the 2006 June Draft.

| YEAR                       | CLUB          | W         | L         | ERA         | G         | GS        | CG       | SHO      | SV       | IP           | H          | R          | ER         | HR        | HB        | BB-I         | SO         | WP        | BK       |
|----------------------------|---------------|-----------|-----------|-------------|-----------|-----------|----------|----------|----------|--------------|------------|------------|------------|-----------|-----------|--------------|------------|-----------|----------|
| 2008                       | Hudson Valley | 3         | 4         | 3.68        | 14        | 14        | 0        | 0        | 0        | 58.2         | 62         | 29         | 24         | 4         | 2         | 19-0         | 46         | 9         | 0        |
| 2009                       | Bowling Green | 1         | 10        | 5.06        | 25        | 16        | 0        | 0        | 0        | 101.1        | 121        | 65         | 57         | 3         | 14        | 32-0         | 76         | 6         | 1        |
| 2010                       | Bowling Green | 2         | 3         | 1.71        | 7         | 7         | 2        | 1        | 0        | 42.0         | 34         | 12         | 8          | 1         | 6         | 4-0          | 34         | 1         | 0        |
|                            | Charlotte     | 5         | 8         | 3.17        | 17        | 6         | 1        | 0        | 0        | 93.2         | 91         | 38         | 33         | 4         | 9         | 24-0         | 75         | 0         | 0        |
| 2011                       | Montgomery    | 7         | 11        | 4.47        | 28        | 28        | 0        | 0        | 0        | 157.0        | 191        | 85         | 78         | 11        | 13        | 45-1         | 66         | 7         | 2        |
| <b>Minor League Totals</b> |               | <b>18</b> | <b>36</b> | <b>3.98</b> | <b>91</b> | <b>81</b> | <b>3</b> | <b>1</b> | <b>0</b> | <b>452.2</b> | <b>499</b> | <b>229</b> | <b>200</b> | <b>23</b> | <b>44</b> | <b>124-1</b> | <b>297</b> | <b>23</b> | <b>3</b> |

**ELY ECHARRY** RIGHT-HANDED PITCHER

**BATS** Right  
**THROWS** Right  
**HEIGHT** 6'1"  
**WEIGHT** 150

**BORN** 7/1/92 in La Guaria, VEN  
**RESIDES** La Guaria, VEN  
**SIGNING SCOUT** Ronnie Blanco  
**ACQUIRED** Signed as a free agent on July 3, 2008

| YEAR                       | CLUB     | W        | L        | ERA         | G         | GS        | CG       | SHO      | SV       | IP           | H          | R         | ER        | HR        | HB       | BB-I        | SO         | WP        | BK       |
|----------------------------|----------|----------|----------|-------------|-----------|-----------|----------|----------|----------|--------------|------------|-----------|-----------|-----------|----------|-------------|------------|-----------|----------|
| 2009                       | VSL Rays | 1        | 2        | 6.25        | 14        | 7         | 0        | 0        | 1        | 31.2         | 40         | 24        | 22        | 5         | 3        | 17-0        | 27         | 5         | 0        |
| 2010                       | VSL Rays | 4        | 2        | 3.20        | 13        | 10        | 0        | 0        | 0        | 59.0         | 45         | 24        | 21        | 3         | 2        | 19-0        | 59         | 4         | 1        |
| 2011                       | GCL Rays | 0        | 5        | 7.05        | 12        | 6         | 0        | 0        | 0        | 44.2         | 56         | 39        | 35        | 4         | 2        | 19-0        | 38         | 7         | 0        |
| <b>Minor League Totals</b> |          | <b>5</b> | <b>9</b> | <b>5.19</b> | <b>39</b> | <b>23</b> | <b>0</b> | <b>0</b> | <b>1</b> | <b>135.1</b> | <b>141</b> | <b>87</b> | <b>78</b> | <b>12</b> | <b>7</b> | <b>55-0</b> | <b>124</b> | <b>16</b> | <b>1</b> |

**JOHNNY EIERMAN** SHORTSTOP

**BATS** Right  
**THROWS** Right  
**HEIGHT** 6'1"  
**WEIGHT** 200

**BORN** 8/23/92 in Warsaw, MO  
**RESIDES** Warsaw, MO  
**SIGNING SCOUT** Brian Hickman  
**ACQUIRED** Selected in the third round of the 2011 June Draft

**2011** Ranked by *Baseball America* as the No. 1 prospect out of the state of Missouri and the No. 84 prospect overall.

**PERSONAL** Participated in the Rays Winter Development Program at Tropicana Field in January...previously committed to Louisiana State University...his father, John Eierman, was his high school baseball coach at Warsaw (Mo.) High School and played four seasons in the Boston Red Sox organization after being drafted in the 13th round of the 1991 June Draft.

| YEAR | CLUB     | AVG  | G  | AB | R | H  | 2B | 3B | HR | RBI | SH | SF | HB | BB-I | SO | SB | CS | GDP | SLG  | OBP  | E |
|------|----------|------|----|----|---|----|----|----|----|-----|----|----|----|------|----|----|----|-----|------|------|---|
| 2011 | GCL Rays | .254 | 16 | 59 | 7 | 15 | 3  | 2  | 1  | 5   | 0  | 1  | 2  | 5-0  | 17 | 1  | 1  | 0   | .424 | .328 | 3 |

**SERGIO ESPINOSA** LEFT-HANDED PITCHER

**BATS** Left  
**THROWS** Left  
**HEIGHT** 5'10"  
**WEIGHT** 175

**BORN** 1/2/86 in Isla de la Juventud, CU  
**RESIDES** Cancun, MX  
**SIGNING SCOUT** Carlos Alfonso  
**ACQUIRED** Signed as a free agent on May 7, 2010

| YEAR                       | CLUB       | W        | L        | ERA         | G         | GS       | CG       | SHO      | SV       | IP           | H          | R         | ER        | HR        | HB        | BB-I        | SO        | WP       | BK       |
|----------------------------|------------|----------|----------|-------------|-----------|----------|----------|----------|----------|--------------|------------|-----------|-----------|-----------|-----------|-------------|-----------|----------|----------|
| 2010                       | Charlotte  | 0        | 0        | 1.17        | 3         | 0        | 0        | 0        | 0        | 7.2          | 10         | 3         | 1         | 0         | 0         | 1-0         | 5         | 1        | 0        |
|                            | Montgomery | 3        | 3        | 4.83        | 30        | 0        | 0        | 0        | 0        | 50.1         | 50         | 29        | 27        | 4         | 4         | 16-1        | 29        | 1        | 0        |
| 2011                       | Charlotte  | 2        | 0        | 1.95        | 14        | 0        | 0        | 0        | 1        | 37.0         | 27         | 8         | 8         | 1         | 5         | 7-0         | 33        | 0        | 0        |
|                            | Montgomery | 1        | 0        | 4.81        | 22        | 0        | 0        | 0        | 0        | 48.2         | 55         | 29        | 26        | 9         | 1         | 15-0        | 32        | 3        | 2        |
| <b>Minor League Totals</b> |            | <b>6</b> | <b>3</b> | <b>3.88</b> | <b>69</b> | <b>0</b> | <b>0</b> | <b>0</b> | <b>1</b> | <b>143.2</b> | <b>142</b> | <b>69</b> | <b>62</b> | <b>14</b> | <b>10</b> | <b>39-1</b> | <b>99</b> | <b>5</b> | <b>2</b> |

**ROBI ESTRADA** INFILDER



**BATS** Switch  
**THROWS** Right  
**HEIGHT** 5'11"  
**WEIGHT** 175

**BORN** 10/8/88 in West Los Angeles, CA  
**RESIDES** El Segundo, CA  
**SIGNING SCOUT** Robbie Moen  
**ACQUIRED** Selected in the 19th round of the 2006 June Draft

**PERSONAL** Draft-and-follow selection in 2006 out of El Segundo (Calif.) High School...signed May 28, 2007 with the Rays.

| YEAR                       | CLUB          | AVG         | G          | AB          | R          | H          | 2B        | 3B        | HR       | RBI        | SH        | SF        | HB       | BB-I         | SO         | SB        | CS        | GDP       | SLG         | OBP         | E         |
|----------------------------|---------------|-------------|------------|-------------|------------|------------|-----------|-----------|----------|------------|-----------|-----------|----------|--------------|------------|-----------|-----------|-----------|-------------|-------------|-----------|
| 2007                       | Princeton     | .232        | 44         | 155         | 20         | 36         | 6         | 0         | 1        | 11         | 4         | 1         | 0        | 16-0         | 31         | 5         | 3         | 1         | .290        | .302        | 16        |
| 2008                       | Hudson Valley | .242        | 63         | 244         | 42         | 59         | 7         | 4         | 1        | 13         | 3         | 0         | 2        | 31-0         | 51         | 12        | 4         | 3         | .316        | .332        | 17        |
| 2009                       | Bowling Green | .225        | 89         | 289         | 31         | 65         | 8         | 3         | 1        | 27         | 5         | 6         | 0        | 13-0         | 51         | 5         | 4         | 6         | .284        | .253        | 14        |
| 2010                       | Bowling Green | .240        | 103        | 317         | 36         | 76         | 13        | 0         | 0        | 27         | 8         | 4         | 1        | 50-0         | 62         | 14        | 4         | 1         | .281        | .384        | 19        |
| 2011                       | Bowling Green | .255        | 83         | 220         | 35         | 56         | 8         | 3         | 3        | 25         | 3         | 4         | 0        | 31-1         | 39         | 14        | 3         | 4         | .359        | .341        | 14        |
| <b>Minor League Totals</b> |               | <b>.238</b> | <b>382</b> | <b>1225</b> | <b>164</b> | <b>292</b> | <b>42</b> | <b>10</b> | <b>6</b> | <b>103</b> | <b>23</b> | <b>15</b> | <b>3</b> | <b>141-1</b> | <b>234</b> | <b>50</b> | <b>18</b> | <b>15</b> | <b>.304</b> | <b>.315</b> | <b>80</b> |

**JACOB FARIA** RIGHT-HANDED PITCHER



**BATS** Right  
**THROWS** Right  
**HEIGHT** 6'4"  
**WEIGHT** 175

**BORN** 7/30/93 in Anaheim, CA  
**RESIDES** Anaheim, CA  
**SIGNING SCOUT** Jake Wilson  
**ACQUIRED** Selected in the 10th round of the 2011 June Draft

| YEAR | CLUB     | W | L | ERA  | G | GS | CG | SHO | SV | IP   | H  | R | ER | HR | HB | BB-I | SO | WP | BK |
|------|----------|---|---|------|---|----|----|-----|----|------|----|---|----|----|----|------|----|----|----|
| 2011 | GCL Rays | 0 | 1 | 2.87 | 6 | 2  | 0  | 0   | 0  | 15.2 | 15 | 6 | 5  | 1  | 0  | 1-0  | 14 | 0  | 0  |

**JOSE FERMIN** RIGHT-HANDED PITCHER



**BATS** Right  
**THROWS** Right  
**HEIGHT** 6'1"  
**WEIGHT** 180

**BORN** 9/16/90 in Puerto Plata, DR  
**RESIDES** Puerto Plata, DR  
**SIGNING SCOUT** Eddy Toledo  
**ACQUIRED** Signed as a free agent on July 3, 2007

**2011** Missed the entire season while recovering from Tommy John surgery. **2010** Missed all of 2010 with a right elbow ligament sprain...underwent Tommy John surgery in November.

| YEAR                       | CLUB     | W        | L        | ERA         | G         | GS       | CG       | SHO      | SV       | IP                     | H         | R         | ER        | HR       | HB        | BB-I        | SO        | WP        | BK       |
|----------------------------|----------|----------|----------|-------------|-----------|----------|----------|----------|----------|------------------------|-----------|-----------|-----------|----------|-----------|-------------|-----------|-----------|----------|
| 2008                       | DSL Rays | 0        | 3        | 5.59        | 18        | 2        | 0        | 0        | 0        | 29.0                   | 30        | 29        | 18        | 2        | 8         | 23-0        | 18        | 14        | 0        |
| 2009                       | DSL Rays | 4        | 3        | 6.10        | 14        | 7        | 0        | 0        | 0        | 38.1                   | 36        | 28        | 26        | 1        | 9         | 34-0        | 34        | 11        | 0        |
| 2010                       |          |          |          |             |           |          |          |          |          | Injured – Did Not Play |           |           |           |          |           |             |           |           |          |
| 2011                       |          |          |          |             |           |          |          |          |          | Injured – Did Not Play |           |           |           |          |           |             |           |           |          |
| <b>Minor League Totals</b> |          | <b>4</b> | <b>6</b> | <b>5.88</b> | <b>32</b> | <b>9</b> | <b>0</b> | <b>0</b> | <b>0</b> | <b>67.1</b>            | <b>66</b> | <b>57</b> | <b>44</b> | <b>3</b> | <b>17</b> | <b>57-0</b> | <b>52</b> | <b>25</b> | <b>0</b> |

**MARIO FERNANDEZ** RIGHT-HANDED PITCHER



**BATS** Right  
**THROWS** Right  
**HEIGHT** 6'0"  
**WEIGHT** 205

**BORN** 9/7/93 in Maracaibo, VEN  
**RESIDES** Maracaibo, VEN  
**SIGNING SCOUT** Ronnie Blanco  
**ACQUIRED** Signed as a free agent on December 10, 2010

| YEAR | CLUB     | W | L | ERA  | G  | GS | CG | SHO | SV | IP   | H  | R  | ER | HR | HB | BB-I | SO | WP | BK |
|------|----------|---|---|------|----|----|----|-----|----|------|----|----|----|----|----|------|----|----|----|
| 2011 | VSL Rays | 0 | 4 | 4.14 | 11 | 8  | 0  | 0   | 0  | 37.0 | 32 | 26 | 17 | 2  | 4  | 13-0 | 20 | 2  | 0  |



DID YOU KNOW?

**GCL RAYS RESURRECTED**

Long before they played in Charlotte County, the GCL Rays existed from 1996-98, playing at Al Lang Field in downtown St. Petersburg. They made the playoffs in 1998.

ORGANIZATION  
COACHES & STAFF  
40+ MAN ROSTER  
NON-ROSTER INVITES  
RECORDS & HISTORY  
YEARLY SUMMARIES  
OPONENTS  
MINOR LEAGUE OPERATIONS  
Minor League Players  
BROADCAST INFORMATION  
TROPICANA FIELD & MISC.

**STEPHEN (COLE) FIGUEROA** INFIELDER

**BATS** Left  
**THROWS** Right  
**HEIGHT** 5'10"  
**WEIGHT** 180

**BORN** 6/30/87 in Tallahassee, FL  
**RESIDES** Tallahassee, FL  
**SIGNING SCOUT** Rob Sidwell (Padres)  
**ACQUIRED** From the San Diego Padres along with RHP Brandon Gomes, LHP Cesar Ramos and RHP Adam Russell in exchange for SS Jason Bartlett and cash considerations on December 17, 2010

**2010** Ranked among California League leaders in walks (3rd, .81), stolen bases (T-7th, 26) and OBP (3rd, .408)...played for the Peoria Saguaros in the Arizona Fall League. **PERSONAL** Originally drafted by the Padres in the 6th round of the 2008 June Draft...played at the University of Florida...his father, Bien Figueroa, played 11 seasons in the St. Louis Cardinals organization and was a coach in the Baltimore Orioles and San Francisco Giants systems.

| YEAR                       | CLUB          | AVG         | G          | AB          | R          | H          | 2B        | 3B        | HR        | RBI        | SH        | SF        | HB        | BB-I         | SO         | SB        | CS        | GDP       | SLG         | OBP         | E         |
|----------------------------|---------------|-------------|------------|-------------|------------|------------|-----------|-----------|-----------|------------|-----------|-----------|-----------|--------------|------------|-----------|-----------|-----------|-------------|-------------|-----------|
| 2008                       | Eugene        | .289        | 32         | 114         | 23         | 33         | 6         | 0         | 5         | 16         | 0         | 1         | 0         | 24-1         | 16         | 7         | 2         | 4         | .474        | .410        | 6         |
| 2009                       | Fort Wayne    | .319        | 70         | 238         | 32         | 76         | 15        | 1         | 1         | 34         | 1         | 6         | 3         | 37-0         | 38         | 10        | 7         | 12        | .403        | .408        | 5         |
|                            | Lake Elsinore | .187        | 21         | 75          | 5          | 14         | 3         | 0         | 0         | 9          | 1         | 0         | 1         | 6-0          | 14         | 5         | 0         | 0         | .227        | .256        | 1         |
| 2010                       | Lake Elsinore | .303        | 124        | 482         | 88         | 146        | 25        | 3         | 4         | 66         | 7         | 2         | 6         | 81-0         | 54         | 26        | 9         | 12        | .392        | .408        | 4         |
| 2011                       | Montgomery    | .283        | 114        | 410         | 71         | 116        | 20        | 6         | 5         | 51         | 11        | 4         | 8         | 55-0         | 41         | 9         | 5         | 6         | .398        | .375        | 7         |
| <b>Minor League Totals</b> |               | <b>.292</b> | <b>361</b> | <b>1319</b> | <b>219</b> | <b>385</b> | <b>69</b> | <b>10</b> | <b>15</b> | <b>176</b> | <b>20</b> | <b>13</b> | <b>18</b> | <b>203-1</b> | <b>163</b> | <b>57</b> | <b>23</b> | <b>34</b> | <b>.393</b> | <b>.390</b> | <b>23</b> |

**CHRISTOPHER (JAKE) FLOETHE** RIGHT-HANDED PITCHER

**BATS** Right  
**THROWS** Right  
**HEIGHT** 6'3"  
**WEIGHT** 205

**BORN** 5/29/89 in Martinez, CA  
**RESIDES** Martinez, CA  
**SIGNING SCOUT** Jake Wilson  
**ACQUIRED** Selected in the sixth round of the 2011 June Draft

**PERSONAL** Participated in the Rays Winter Development Program at Tropicana Field in January...his father, Chris Floethe, pitched in the Oakland Athletics organization from 1968-74...his cousin is Taylor Twelman, a former Major League Soccer player and league MVP...was selected by the Diamondbacks in the 29th round of the 2010 June Draft but decided to return to Cal State Fullerton.

| YEAR | CLUB          | W | L | ERA  | G | GS | CG | SHO | SV | IP   | H  | R | ER | HR | HB | BB-I | SO | WP | BK |
|------|---------------|---|---|------|---|----|----|-----|----|------|----|---|----|----|----|------|----|----|----|
| 2011 | Hudson Valley | 1 | 1 | 1.71 | 7 | 5  | 0  | 0   | 0  | 21.0 | 21 | 5 | 4  | 0  | 0  | 7-0  | 15 | 2  | 0  |

**TRAVIS FLORES** FIRST BASEMAN

**BATS** Right  
**THROWS** Right  
**HEIGHT** 6'2"  
**WEIGHT** 215

**BORN** 7/12/92 in Mesa, AZ  
**RESIDES** Mesa, AZ  
**SIGNING SCOUT** Jayson Durocher  
**ACQUIRED** Selected in the 11th round of the 2010 June Draft

| YEAR | CLUB     | AVG  | G | AB | R | H | 2B | 3B | HR | RBI | SH | SF | HB | BB-I | SO | SB | CS | GDP | SLG  | OBP  | E |
|------|----------|------|---|----|---|---|----|----|----|-----|----|----|----|------|----|----|----|-----|------|------|---|
| 2010 | GCL Rays | .182 | 6 | 11 | 1 | 2 | 0  | 0  | 0  | 0   | 0  | 0  | 0  | 3-0  | 1  | 0  | 0  | 0   | .182 | .357 | 0 |
| 2011 |          |      |   |    |   |   |    |    |    |     |    |    |    |      |    |    |    |     |      |      |   |

Did Not Play – Personal

**CARLOS GARCIA** RIGHT-HANDED PITCHER

**BATS** Right  
**THROWS** Right  
**HEIGHT** 6'2"  
**WEIGHT** 220

**BORN** 12/1/90 in Bonao, DR  
**RESIDES** Bonao, DR  
**SIGNING SCOUT** Eddy Toledo  
**ACQUIRED** Signed as a free agent on March 30, 2011

| YEAR | CLUB     | W | L | ERA  | G  | GS | CG | SHO | SV | IP   | H  | R  | ER | HR | HB | BB-I | SO | WP | BK |
|------|----------|---|---|------|----|----|----|-----|----|------|----|----|----|----|----|------|----|----|----|
| 2011 | DSL Rays | 5 | 1 | 2.18 | 15 | 0  | 0  | 0   | 0  | 33.0 | 26 | 11 | 8  | 0  | 6  | 28-0 | 25 | 7  | 0  |

**NATE GARCIA** RIGHT-HANDED PITCHER



**BATS** Right  
**THROWS** Right  
**HEIGHT** 6'1"  
**WEIGHT** 190

**BORN** 5/9/88 in San Jose, CA  
**RESIDES** San Jose, CA  
**SIGNING SCOUT** Brian Morrison  
**ACQUIRED** Selected in the 16th round of 2010 June Draft

| YEAR                       | CLUB          | W        | L        | ERA         | G         | GS       | CG       | SHO      | SV       | IP           | H         | R         | ER        | HR       | HB       | BB-I        | SO         | WP       | BK       |
|----------------------------|---------------|----------|----------|-------------|-----------|----------|----------|----------|----------|--------------|-----------|-----------|-----------|----------|----------|-------------|------------|----------|----------|
| 2010                       | Hudson Valley | 3        | 2        | 2.88        | 16        | 6        | 0        | 0        | 2        | 50.0         | 37        | 18        | 16        | 5        | 1        | 18-0        | 45         | 1        | 0        |
| 2011                       | Bowling Green | 2        | 4        | 3.52        | 37        | 0        | 0        | 0        | 4        | 64.0         | 62        | 28        | 25        | 4        | 5        | 19-1        | 64         | 8        | 0        |
| <b>Minor League Totals</b> |               | <b>5</b> | <b>6</b> | <b>3.24</b> | <b>53</b> | <b>6</b> | <b>0</b> | <b>0</b> | <b>6</b> | <b>114.0</b> | <b>99</b> | <b>46</b> | <b>41</b> | <b>9</b> | <b>6</b> | <b>37-1</b> | <b>109</b> | <b>9</b> | <b>0</b> |

**GRAYSON GARVIN** LEFT-HANDED PITCHER



**BATS** Left  
**THROWS** Left  
**HEIGHT** 6'0"  
**WEIGHT** 225

**BORN** 10/27/89 in Suwanee, GA  
**RESIDES** Suwanee, GA  
**SIGNING SCOUT** James Bonnici  
**ACQUIRED** Selected in the first round (59th overall) of the 2011 June Draft

**PERSONAL** Drafted by the Houston Astros in the 45th round of the 2008 June Draft, but opted to attend Vanderbilt University instead...in 2010 received the B.F.C. Whitehouse (Outstanding Pitcher) Award in the Cape Cod League after going 5-0 with a league-leading 0.74 ERA for the Bourne Braves...coming out of Wesleyan (Ga.) High School in 2008, was ranked as the No. 55 prospect overall and the No. 16 left-handed pitching prospect by *Baseball America*.

**THERON GEITH** LEFT-HANDED PITCHER



**BATS** Left  
**THROWS** Left  
**HEIGHT** 6'5"  
**WEIGHT** 175

**BORN** 6/27/89 in Peoria, AZ  
**RESIDES** Peoria, AZ  
**SIGNING SCOUT** Rickey Drexler  
**ACQUIRED** Selected in the 39th round of the 2011 June Draft

| YEAR                       | CLUB          | W        | L        | ERA         | G         | GS       | CG       | SHO      | SV       | IP          | H         | R         | ER       | HR       | HB       | BB-I       | SO        | WP       | BK       |
|----------------------------|---------------|----------|----------|-------------|-----------|----------|----------|----------|----------|-------------|-----------|-----------|----------|----------|----------|------------|-----------|----------|----------|
| 2011                       | GCL Rays      | 4        | 1        | 2.13        | 16        | 0        | 0        | 0        | 4        | 25.1        | 21        | 11        | 6        | 1        | 2        | 7-2        | 30        | 1        | 0        |
|                            | Hudson Valley | 0        | 1        | 1.80        | 2         | 0        | 0        | 0        | 0        | 5.0         | 4         | 1         | 1        | 0        | 0        | 0-0        | 4         | 0        | 0        |
| <b>Minor League Totals</b> |               | <b>4</b> | <b>2</b> | <b>2.08</b> | <b>18</b> | <b>0</b> | <b>0</b> | <b>0</b> | <b>4</b> | <b>30.1</b> | <b>25</b> | <b>12</b> | <b>7</b> | <b>1</b> | <b>2</b> | <b>7-2</b> | <b>34</b> | <b>1</b> | <b>0</b> |

**DARRYL GEORGE** INFIELDER



**BATS** Right  
**THROWS** Right  
**HEIGHT** 6'1"  
**WEIGHT** 215

**BORN** 3/14/93 in Hoppers Crossing, AUS  
**RESIDES** Hoppers Crossing, AUS  
**SIGNING SCOUT** John Gilmore  
**ACQUIRED** Signed as a free agent on May 25, 2010

**PERSONAL** Is the only Australian-born player currently in the Rays organization.

| YEAR | CLUB     | AVG  | G  | AB | R  | H  | 2B | 3B | HR | RBI | SH | SF | HB | BB-I | SO | SB | CS | GDP | SLG  | OBP  | E |
|------|----------|------|----|----|----|----|----|----|----|-----|----|----|----|------|----|----|----|-----|------|------|---|
| 2011 | GCL Rays | .243 | 24 | 74 | 11 | 18 | 3  | 0  | 0  | 7   | 0  | 1  | 4  | 10-0 | 9  | 4  | 2  | 3   | .284 | .360 | 4 |

**ISAAC GIL** RIGHT-HANDED PITCHER



**BATS** Right  
**THROWS** Right  
**HEIGHT** 6'5"  
**WEIGHT** 230

**BORN** 10/8/91 in New York, NY  
**RESIDES** New York, NY  
**SIGNING SCOUT** Tim Alexander  
**ACQUIRED** Selected in the 31st round of the 2011 June Draft

**PERSONAL** Became the first student-athlete ever to be drafted out of Advance Software Analysis College in any sport.

| YEAR | CLUB     | W | L | ERA  | G  | GS | CG | SHO | SV | IP   | H | R  | ER | HR | HB | BB-I | SO | WP | BK |
|------|----------|---|---|------|----|----|----|-----|----|------|---|----|----|----|----|------|----|----|----|
| 2011 | GCL Rays | 1 | 1 | 5.14 | 12 | 0  | 0  | 0   | 0  | 14.0 | 7 | 12 | 8  | 1  | 3  | 15-0 | 10 | 1  | 0  |

ORGANIZATION  
COACHES & STAFF  
40+ MAN ROSTER  
NON-ROSTER INVITES  
RECORDS & HISTORY  
YEARLY SUMMARIES  
OPPONENTS  
MINOR LEAGUE OPERATIONS  
Minor League Players  
BROADCAST INFORMATION  
TROPICANA FIELD & MISC.

**TODD GLAESMANN** OUTFIELDER

**BATS** Right  
**THROWS** Right  
**HEIGHT** 6'4"  
**WEIGHT** 220

**BORN** 10/24/90 in Waco, TX  
**RESIDES** Woodway, TX  
**SIGNING SCOUT** Pat Murphy  
**ACQUIRED** Selected in the third round of the 2009 June Draft



**2009** Entered the season rated as the Best Outfield Arm in the Rays organization by *Baseball America*. **PERSONAL** Participated in the Rays Winter Development Program at Tropicana Field in January of 2010...committed to Texas A&M before signing with the Rays...ranked by *BA* as the No. 10 center fielder in the Draft out of Midway (Texas) HS, where he also played quarterback and wide receiver.

| YEAR                       | CLUB          | AVG         | G          | AB         | R         | H          | 2B        | 3B       | HR       | RBI       | SH       | SF       | HB        | BB-I        | SO         | SB        | CS       | GDP      | SLG         | OBP         | E        |
|----------------------------|---------------|-------------|------------|------------|-----------|------------|-----------|----------|----------|-----------|----------|----------|-----------|-------------|------------|-----------|----------|----------|-------------|-------------|----------|
| 2009                       | GCL Rays      | .278        | 5          | 18         | 1         | 5          | 1         | 0        | 0        | 2         | 0        | 0        | 0         | 0-0         | 3          | 1         | 0        | 0        | .333        | .278        | 0        |
| 2010                       | Princeton     | .233        | 62         | 236        | 41        | 55         | 17        | 5        | 4        | 24        | 2        | 1        | 9         | 13-0        | 70         | 13        | 6        | 5        | .398        | .297        | 3        |
| 2011                       | GCL Rays      | .216        | 11         | 37         | 7         | 8          | 1         | 0        | 0        | 0         | 1        | 0        | 2         | 5-0         | 10         | 6         | 1        | 1        | .243        | .341        | 2        |
|                            | Bowling Green | .229        | 63         | 210        | 28        | 48         | 8         | 2        | 4        | 21        | 1        | 0        | 3         | 14-0        | 85         | 6         | 0        | 1        | .343        | .286        | 0        |
| <b>Minor League Totals</b> |               | <b>.232</b> | <b>141</b> | <b>501</b> | <b>77</b> | <b>116</b> | <b>27</b> | <b>7</b> | <b>8</b> | <b>47</b> | <b>4</b> | <b>1</b> | <b>14</b> | <b>32-0</b> | <b>168</b> | <b>26</b> | <b>7</b> | <b>7</b> | <b>.361</b> | <b>.296</b> | <b>4</b> |

**TYLER GOEDEL** INFIELDER

**BATS** Right  
**THROWS** Right  
**HEIGHT** 6'4"  
**WEIGHT** 180

**BORN** 10/20/92 in Hillsborough, CA  
**RESIDES** Hillsborough, CA  
**SIGNING SCOUT** Brian Morrison  
**ACQUIRED** Selected in the first round (41st overall) of the 2011 June Draft



**PERSONAL** Pronounced GOOD-ell...participated in the Rays Winter Development Program at Tropicana Field in January...named to the second team of the 2011 Preseason *Baseball America* All-America Team...ranked by *BA* as the No. 89 prospect overall in the 2011 June Draft...his brother, Erik Goedel, was drafted by the New York Mets in the 24th round of the 2010 June Draft...committed to UCLA before signing with the Rays...his father, David Goedel, was a biotech industry pioneer who developed synthesized insulin.

**GRANDEN GOETZMAN** OUTFIELDER

**BATS** Right  
**THROWS** Right  
**HEIGHT** 6'3"  
**WEIGHT** 190

**BORN** 11/14/92 in Palmetto, FL  
**RESIDES** Palmetto, FL  
**SIGNING SCOUT** Evan Brannon  
**ACQUIRED** Selected in the second round of the 2011 June Draft



**PERSONAL** Ranked by *Baseball America* as the No. 52 prospect overall in the 2011 June Draft and the No. 4 corner outfield prospect...was named the *Bradenton Herald* All-Area Player of the Year while at Palmetto (Fla.) High School...committed to Florida Gulf Coast University before signing with the Rays.

| YEAR | CLUB     | AVG  | G  | AB | R | H  | 2B | 3B | HR | RBI | SH | SF | HB | BB-I | SO | SB | CS | GDP | SLG  | OBP  | E |
|------|----------|------|----|----|---|----|----|----|----|-----|----|----|----|------|----|----|----|-----|------|------|---|
| 2011 | GCL Rays | .173 | 25 | 75 | 8 | 13 | 3  | 0  | 0  | 8   | 0  | 0  | 1  | 8-0  | 17 | 6  | 1  | 2   | .213 | .262 | 0 |

**ROBERTO GOMEZ** RIGHT-HANDED PITCHER

**BATS** Right  
**THROWS** Right  
**HEIGHT** 6'5"  
**WEIGHT** 180

**BORN** 8/3/89 in Santiago, DR  
**RESIDES** Santiago, DR  
**SIGNING SCOUT** Eddy Toledo  
**ACQUIRED** Signed as a free agent on May 29, 2010



**2011** Was named the GCL Rays Player of the Year.

| YEAR                       | CLUB          | W         | L        | ERA         | G         | GS        | CG       | SHO      | SV       | IP           | H         | R         | ER        | HR       | HB        | BB-I        | SO        | WP       | BK       |
|----------------------------|---------------|-----------|----------|-------------|-----------|-----------|----------|----------|----------|--------------|-----------|-----------|-----------|----------|-----------|-------------|-----------|----------|----------|
| 2010                       | DSL Rays      | 4         | 0        | 1.85        | 8         | 8         | 0        | 0        | 0        | 39.0         | 32        | 12        | 8         | 0        | 4         | 9-0         | 28        | 1        | 0        |
| 2011                       | DSL Rays      | 2         | 1        | 4.26        | 2         | 1         | 0        | 0        | 0        | 12.2         | 16        | 6         | 6         | 1        | 1         | 4-0         | 12        | 0        | 0        |
|                            | GCL Rays      | 3         | 4        | 2.48        | 11        | 8         | 0        | 0        | 0        | 54.1         | 41        | 22        | 15        | 3        | 5         | 9-0         | 42        | 2        | 0        |
|                            | Hudson Valley | 1         | 0        | 0.00        | 2         | 1         | 0        | 0        | 0        | 7.0          | 2         | 0         | 0         | 0        | 0         | 3-0         | 4         | 0        | 0        |
| <b>Minor League Totals</b> |               | <b>10</b> | <b>5</b> | <b>2.31</b> | <b>24</b> | <b>19</b> | <b>0</b> | <b>0</b> | <b>0</b> | <b>113.0</b> | <b>91</b> | <b>40</b> | <b>29</b> | <b>4</b> | <b>10</b> | <b>25-0</b> | <b>86</b> | <b>3</b> | <b>0</b> |



**ANDRES GONZALEZ** RIGHT-HANDED PITCHER

**BATS** Right  
**THROWS** Right  
**HEIGHT** 6'3"  
**WEIGHT** 205

**BORN** 2/20/94 in San Felix, VEN  
**RESIDES** San Felix, VEN  
**SIGNING SCOUT** Ronnie Blanco  
**ACQUIRED** Signed as a free agent on February 28, 2011



| YEAR | CLUB     | W | L | ERA  | G  | GS | CG | SHO | SV | IP   | H  | R  | ER | HR | HB | BB-I | SO | WP | BK |
|------|----------|---|---|------|----|----|----|-----|----|------|----|----|----|----|----|------|----|----|----|
| 2011 | VSL Rays | 0 | 3 | 1.93 | 13 | 12 | 0  | 0   | 0  | 56.0 | 51 | 17 | 12 | 1  | 4  | 6-0  | 34 | 1  | 0  |

**FELIX GONZALEZ** INFIELDER

**BATS** Switch  
**THROWS** Right  
**HEIGHT** 5'10"  
**WEIGHT** 165

**BORN** 4/4/90 in Maracay, VEN  
**RESIDES** Turmero, VEN  
**SIGNING SCOUT** Ronnie Blanco  
**ACQUIRED** Signed as a free agent on July 3, 2007



| YEAR                       | CLUB          | AVG         | G          | AB         | R         | H          | 2B        | 3B       | HR       | RBI       | SH        | SF       | HB       | BB-I        | SO         | SB        | CS       | GDP       | SLG         | OBP         | E         |
|----------------------------|---------------|-------------|------------|------------|-----------|------------|-----------|----------|----------|-----------|-----------|----------|----------|-------------|------------|-----------|----------|-----------|-------------|-------------|-----------|
| 2008                       | VSL Rays      | .183        | 47         | 164        | 25        | 30         | 4         | 0        | 0        | 16        | 2         | 3        | 2        | 9-0         | 32         | 10        | 3        | 5         | .207        | .230        | 30        |
| 2009                       | GCL Rays      | .226        | 46         | 168        | 17        | 38         | 7         | 3        | 0        | 15        | 4         | 0        | 0        | 7-0         | 44         | 8         | 2        | 7         | .304        | .257        | 5         |
| 2010                       | Princeton     | .253        | 47         | 150        | 15        | 38         | 7         | 1        | 1        | 12        | 3         | 0        | 0        | 4-0         | 33         | 6         | 3        | 2         | .333        | .273        | 22        |
|                            | Hudson Valley | .286        | 2          | 7          | 4         | 2          | 0         | 1        | 0        | 0         | 0         | 0        | 0        | 1-0         | 2          | 0         | 0        | 0         | .571        | .375        | 1         |
| 2011                       | Princeton     | .289        | 32         | 90         | 9         | 26         | 3         | 1        | 0        | 6         | 1         | 0        | 0        | 4-0         | 18         | 3         | 1        | 4         | .344        | .319        | 4         |
| <b>Minor League Totals</b> |               | <b>.231</b> | <b>174</b> | <b>579</b> | <b>70</b> | <b>134</b> | <b>21</b> | <b>6</b> | <b>1</b> | <b>49</b> | <b>10</b> | <b>3</b> | <b>2</b> | <b>25-0</b> | <b>129</b> | <b>27</b> | <b>9</b> | <b>18</b> | <b>.294</b> | <b>.264</b> | <b>62</b> |

**JOYNERD GONZALEZ** RIGHT-HANDED PITCHER

**BATS** Right  
**THROWS** Right  
**HEIGHT** 6'1"  
**WEIGHT** 150

**BORN** 7/22/92 in Barquisimeto, VEN  
**RESIDES** Aroa, VEN  
**SIGNING SCOUT** Euclides Vargas/Ronnie Blanco  
**ACQUIRED** Signed as a free agent on April 13, 2009



| YEAR                       | CLUB     | W        | L        | ERA         | G         | GS       | CG       | SHO      | SV       | IP          | H         | R         | ER        | HR       | HB        | BB-I        | SO        | WP        | BK       |
|----------------------------|----------|----------|----------|-------------|-----------|----------|----------|----------|----------|-------------|-----------|-----------|-----------|----------|-----------|-------------|-----------|-----------|----------|
| 2009                       | DSL Rays | 0        | 0        | 4.39        | 13        | 3        | 0        | 0        | 1        | 26.2        | 23        | 21        | 13        | 4        | 6         | 11-0        | 20        | 3         | 0        |
| 2010                       | VSL Rays | 1        | 1        | 2.84        | 14        | 0        | 0        | 0        | 1        | 25.1        | 19        | 9         | 8         | 0        | 3         | 13-0        | 13        | 2         | 0        |
| 2011                       | VSL Rays | 4        | 3        | 2.29        | 17        | 0        | 0        | 0        | 2        | 35.1        | 31        | 14        | 9         | 0        | 5         | 19-2        | 19        | 5         | 0        |
| <b>Minor League Totals</b> |          | <b>5</b> | <b>4</b> | <b>3.09</b> | <b>44</b> | <b>3</b> | <b>0</b> | <b>0</b> | <b>4</b> | <b>87.1</b> | <b>73</b> | <b>44</b> | <b>30</b> | <b>4</b> | <b>14</b> | <b>43-2</b> | <b>52</b> | <b>10</b> | <b>0</b> |

**JOAN GUERRERO** LEFT-HANDED PITCHER

**BATS** Left  
**THROWS** Left  
**HEIGHT** 6'2"  
**WEIGHT** 170

**BORN** 1/22/91 in San Pedro de Macoris, DR  
**RESIDES** San Pedro de Macoris, DR  
**SIGNING SCOUT** Eddy Toledo  
**ACQUIRED** Signed as a free agent on July 4, 2007



| YEAR                       | CLUB     | W        | L         | ERA         | G         | GS        | CG       | SHO      | SV       | IP           | H          | R          | ER        | HR       | HB       | BB-I        | SO         | WP        | BK       |
|----------------------------|----------|----------|-----------|-------------|-----------|-----------|----------|----------|----------|--------------|------------|------------|-----------|----------|----------|-------------|------------|-----------|----------|
| 2008                       | DSL Rays | 3        | 4         | 3.47        | 14        | 4         | 0        | 0        | 0        | 36.1         | 37         | 23         | 14        | 0        | 1        | 25-0        | 19         | 2         | 0        |
| 2009                       | DSL Rays | 1        | 3         | 5.86        | 15        | 10        | 0        | 0        | 0        | 50.2         | 67         | 43         | 33        | 3        | 3        | 30-0        | 35         | 10        | 0        |
| 2010                       | DSL Rays | 1        | 3         | 3.12        | 14        | 13        | 1        | 1        | 0        | 66.1         | 67         | 29         | 23        | 1        | 1        | 15-0        | 48         | 8         | 1        |
| 2011                       | DSL Rays | 1        | 0         | 1.42        | 3         | 3         | 0        | 0        | 0        | 12.2         | 7          | 5          | 2         | 0        | 1        | 11-1        | 8          | 0         | 0        |
|                            | GCL Rays | 1        | 5         | 6.68        | 12        | 2         | 0        | 0        | 0        | 31.0         | 47         | 30         | 23        | 0        | 2        | 11-1        | 20         | 2         | 1        |
| <b>Minor League Totals</b> |          | <b>7</b> | <b>15</b> | <b>4.34</b> | <b>58</b> | <b>32</b> | <b>1</b> | <b>1</b> | <b>0</b> | <b>197.0</b> | <b>225</b> | <b>130</b> | <b>95</b> | <b>4</b> | <b>8</b> | <b>89-1</b> | <b>130</b> | <b>22</b> | <b>2</b> |



DID YOU KNOW?

**INCREASED TELEVISION VIEWERSHIP**

One of the most memorable World Series in history, the 2011 Fall Classic generated a 19 percent increase in television ratings over the 2010 World Series.

ORGANIZATION COACHES & STAFF 40-MAN ROSTER NON-ROSTER INVITES RECORDS & HISTORY YEARLY SUMMARIES OPPONENTS MINOR LEAGUE OPERATIONS BROADCAST INFORMATION TROPICANA FIELD & MISC.

**CHRISTOPHER (TAYLOR) GUERRIERI** RIGHT-HANDED PITCHER

**BATS** Right  
**THROWS** Right  
**HEIGHT** 6'3"  
**WEIGHT** 195

**BORN** 12/1/92 in Columbia, SC  
**RESIDES** Sebastian, FL  
**SIGNING SCOUT** Brad Matthews  
**ACQUIRED** Selected in the first round (24th overall) in the 2011 June Draft

**PERSONAL** Was the first of 11 Rays draft picks before the 2nd round in 2011...participated in the Rays Winter Development Program in January...ranked by *Baseball America* as the No. 4 prospect in the Rays system entering 2012...rated by *BA* as No. 10 overall prospect, the No. 7 pitcher and the best fastball among high school pitchers in the 2011 June Draft...named to the third team of the 2011 Preseason *BA* All-America Team...at Spring Valley (S.C.) High School, went 6-1 with a 1.10 ERA and 72 strikeouts in 51 IP...committed to the University of South Carolina before signing with the Rays...his sister was a member of the United States Air Force...she is currently in law school and intends on joining the Navy SEALS.

**HECTOR GUEVARA** SECOND BASEMAN

**BATS** Right  
**THROWS** Right  
**HEIGHT** 5'11"  
**WEIGHT** 170

**BORN** 10/7/91 in San Felix, VEN  
**RESIDES** San Felix, VEN  
**SIGNING SCOUT** Ronnie Blanco  
**ACQUIRED** Signed as a free agent on July 26, 2006

**2009** Was named the VSL Rays MVP while playing shortstop and second base in his first pro season...finished 5th in the Venezuelan Summer League in hitting...was named a VSL All-Star.

| YEAR                       | CLUB          | AVG         | G          | AB         | R         | H          | 2B        | 3B       | HR        | RBI       | SH       | SF        | HB       | BB-I        | SO        | SB        | CS        | GDP       | SLG         | OBP         | E         |
|----------------------------|---------------|-------------|------------|------------|-----------|------------|-----------|----------|-----------|-----------|----------|-----------|----------|-------------|-----------|-----------|-----------|-----------|-------------|-------------|-----------|
| 2009                       | VSL Rays      | .330        | 54         | 206        | 29        | 68         | 14        | 2        | 8         | 36        | 2        | 4         | 1        | 16-0        | 21        | 6         | 5         | 2         | .534        | .374        | 12        |
| 2010                       | Princeton     | .251        | 64         | 223        | 24        | 56         | 13        | 3        | 2         | 26        | 1        | 4         | 5        | 15-1        | 31        | 9         | 3         | 11        | .363        | .308        | 14        |
| 2011                       | Bowling Green | .248        | 69         | 234        | 24        | 58         | 16        | 2        | 3         | 29        | 0        | 2         | 1        | 14-0        | 37        | 2         | 4         | 8         | .372        | .291        | 6         |
| <b>Minor League Totals</b> |               | <b>.275</b> | <b>187</b> | <b>663</b> | <b>77</b> | <b>182</b> | <b>43</b> | <b>7</b> | <b>13</b> | <b>91</b> | <b>3</b> | <b>10</b> | <b>7</b> | <b>45-1</b> | <b>89</b> | <b>17</b> | <b>12</b> | <b>21</b> | <b>.419</b> | <b>.323</b> | <b>32</b> |

**DANILO GUTIERREZ** RIGHT-HANDED PITCHER

**BATS** Right  
**THROWS** Right  
**HEIGHT** 6'5"  
**WEIGHT** 156

**BORN** 6/2/91 in Bonao, DR  
**RESIDES** Bonao, DR  
**SIGNING SCOUT** Eddy Toledo  
**ACQUIRED** Signed as a free agent on December 13, 2011

**LUIS GUZMAN** RIGHT-HANDED PITCHER

**BATS** Right  
**THROWS** Right  
**HEIGHT** 6'3"  
**WEIGHT** 225

**BORN** 7/21/91 in San Mateo, VEN  
**RESIDES** San Mateo, VEN  
**SIGNING SCOUT** Ronnie Blanco  
**ACQUIRED** Signed as a free agent on March 1, 2011

| YEAR                       | CLUB       | W        | L        | ERA         | G         | GS       | CG       | SHO      | SV       | IP          | H         | R         | ER        | HR       | HB       | BB-I        | SO        | WP        | BK       |
|----------------------------|------------|----------|----------|-------------|-----------|----------|----------|----------|----------|-------------|-----------|-----------|-----------|----------|----------|-------------|-----------|-----------|----------|
| 2009                       | DSL Royals | 0        | 1        | 8.10        | 8         | 0        | 0        | 0        | 0        | 6.2         | 12        | 8         | 6         | 0        | 1        | 14-0        | 7         | 7         | 0        |
| 2010                       | DSL Royals | 0        | 0        | 24.30       | 8         | 0        | 0        | 0        | 0        | 6.2         | 15        | 19        | 18        | 1        | 2        | 12-0        | 2         | 1         | 0        |
| 2011                       | DSL Rays   | 4        | 2        | 4.85        | 13        | 5        | 0        | 0        | 0        | 39.0        | 39        | 35        | 21        | 2        | 5        | 26-0        | 22        | 12        | 0        |
| <b>Minor League Totals</b> |            | <b>4</b> | <b>3</b> | <b>7.74</b> | <b>29</b> | <b>5</b> | <b>0</b> | <b>0</b> | <b>0</b> | <b>52.1</b> | <b>66</b> | <b>62</b> | <b>45</b> | <b>3</b> | <b>8</b> | <b>52-0</b> | <b>31</b> | <b>20</b> | <b>0</b> |



DID YOU KNOW?

**MLB NETWORK'S RAPID GROWTH**

MLB Network saw the largest growth in homes of any cable network in the past year after securing distribution deals with AT&T and Dish Network. Launched in 2009, MLB Network is already the most widely available league-owned cable network, distributed in approximately 68 million homes.

**JAKE HAGER** SHORTSTOP



**BATS** Right      **BORN** 3/4/93 in Henderson, NV  
**THROWS** Right      **RESIDES** Henderson, NV  
**HEIGHT** 6'1"      **SIGNING SCOUT** Jayson Durocher  
**WEIGHT** 180      **ACQUIRED** Selected in the first round (32nd overall) of the 2011 June Draft

**PERSONAL** Participated in the Rays Winter Development Program at Tropicana Field in January...as a senior at Sierra Vista (Nev.) High School, was named the 2010-11 Gatorade Nevada Baseball Player of the Year after he batted .533 with 11 HR and 54 RBI...was named a Second Team High School All-American as voted on by *Baseball America*...committed to Arizona State University before signing with the Rays.

| YEAR | CLUB      | AVG  | G  | AB  | R  | H  | 2B | 3B | HR | RBI | SH | SF | HB | BB-I | SO | SB | CS | GDP | SLG  | OBP  | E |
|------|-----------|------|----|-----|----|----|----|----|----|-----|----|----|----|------|----|----|----|-----|------|------|---|
| 2011 | Princeton | .269 | 47 | 193 | 29 | 52 | 11 | 1  | 4  | 17  | 1  | 0  | 1  | 9-0  | 26 | 5  | 7  | 10  | .399 | .305 | 8 |

**JESSE HAHN** RIGHT-HANDED PITCHER



**BATS** Right      **BORN** 7/30/89 in Groton, CT  
**THROWS** Right      **RESIDES** Groton, CT  
**HEIGHT** 6'5"      **SIGNING SCOUT** Lou Wieben  
**WEIGHT** 190      **ACQUIRED** Selected in the sixth round of the 2010 June Draft

**2011** Missed the entire season while recovering from Tommy John surgery on his right elbow...surgery was performed in August 2010 by Dr. James Andrews. **PERSONAL** Participated in the Rays Winter Development Program at Tropicana Field in January.

| YEAR | CLUB | W | L | ERA | G | GS | CG | SHO | SV | IP | H | R | ER | HR | HB | BB-I | SO | WP | BK |  |
|------|------|---|---|-----|---|----|----|-----|----|----|---|---|----|----|----|------|----|----|----|--|
| 2011 |      |   |   |     |   |    |    |     |    |    |   |   |    |    |    |      |    |    |    |  |

Injured – Did Not Play

**JAMES HARRIS JR.** OUTFIELDER



**BATS** Right      **BORN** 8/7/93 in Hayward, CA  
**THROWS** Right      **RESIDES** Hayward, CA  
**HEIGHT** 6'0"      **SIGNING SCOUT** James Bonnici  
**WEIGHT** 175      **ACQUIRED** Selected in the first round (60th overall) of the 2011 June Draft

**PERSONAL** Participated in the Rays Winter Development Program at Tropicana Field in January...was drafted out of Oakland Tech (Calif.) High School, the alma mater of Rickey Henderson and Curt Flood...*Baseball America* ranked him the No. 13 prospect in Northern California.

| YEAR | CLUB     | AVG  | G  | AB  | R  | H  | 2B | 3B | HR | RBI | SH | SF | HB | BB-I | SO | SB | CS | GDP | SLG  | OBP  | E |
|------|----------|------|----|-----|----|----|----|----|----|-----|----|----|----|------|----|----|----|-----|------|------|---|
| 2011 | GCL Rays | .165 | 45 | 158 | 17 | 26 | 6  | 0  | 0  | 8   | 1  | 1  | 7  | 13-0 | 39 | 13 | 4  | 4   | .203 | .257 | 3 |

**STEPAN HAVLICEK** LEFT-HANDED PITCHER



**BATS** Left      **BORN** 2/1/93 in Brno, CZ  
**THROWS** Left      **RESIDES** Blansko, CZ  
**HEIGHT** 5'10"      **SIGNING SCOUT** John Gilmore  
**WEIGHT** 155      **ACQUIRED** Signed as free agent on January 14, 2010

**PERSONAL** Czech Republic native is the first player signed by the Rays out of Europe.

| YEAR                       | CLUB     | W        | L        | ERA         | G         | GS       | CG       | SHO      | SV       | IP          | H         | R        | ER       | HR       | HB       | BB-I       | SO        | WP       | BK       |
|----------------------------|----------|----------|----------|-------------|-----------|----------|----------|----------|----------|-------------|-----------|----------|----------|----------|----------|------------|-----------|----------|----------|
| 2010                       | GCL Rays | 0        | 0        | 0.00        | 3         | 0        | 0        | 0        | 0        | 4.0         | 1         | 0        | 0        | 0        | 0        | 1-0        | 2         | 1        | 0        |
| 2011                       | GCL Rays | 0        | 1        | 4.80        | 11        | 0        | 0        | 0        | 0        | 15.0        | 19        | 8        | 8        | 2        | 0        | 7-1        | 8         | 0        | 1        |
| <b>Minor League Totals</b> |          | <b>0</b> | <b>1</b> | <b>3.79</b> | <b>14</b> | <b>0</b> | <b>0</b> | <b>0</b> | <b>0</b> | <b>19.0</b> | <b>20</b> | <b>8</b> | <b>8</b> | <b>2</b> | <b>0</b> | <b>8-1</b> | <b>10</b> | <b>1</b> | <b>1</b> |

ORGANIZATION  
 COACHES & STAFF  
 40-MAN ROSTER  
 NON-ROSTER INVITES  
 RECORDS & HISTORY  
 YEARLY SUMMARIES  
 OPPONENTS  
 MINOR LEAGUE OPERATIONS  
 Minor League Players  
 BROADCAST INFORMATION  
 TROPICANA FIELD & MISCELLANEOUS

**BRANDON HENDERSON** LEFT-HANDED PITCHER

**BATS** Left  
**THROWS** Left  
**HEIGHT** 6'3"  
**WEIGHT** 175

**BORN** 4/19/92 in Chesnee, SC  
**RESIDES** Chesnee, SC  
**SIGNING SCOUT** Brad Matthews  
**ACQUIRED** Selected in the 15th round of the 2010 June Draft

| YEAR                       | CLUB      | W        | L        | ERA         | G         | GS       | CG       | SHO      | SV       | IP          | H         | R         | ER        | HR       | HB       | BB-I        | SO        | WP       | BK       |
|----------------------------|-----------|----------|----------|-------------|-----------|----------|----------|----------|----------|-------------|-----------|-----------|-----------|----------|----------|-------------|-----------|----------|----------|
| 2010                       | GCL Rays  | 3        | 0        | 1.59        | 9         | 2        | 0        | 0        | 1        | 22.2        | 13        | 4         | 4         | 2        | 2        | 3-0         | 28        | 0        | 0        |
| 2011                       | Princeton | 4        | 2        | 4.30        | 13        | 7        | 0        | 0        | 2        | 58.2        | 65        | 36        | 28        | 7        | 2        | 15-0        | 44        | 3        | 0        |
| <b>Minor League Totals</b> |           | <b>7</b> | <b>2</b> | <b>3.54</b> | <b>13</b> | <b>7</b> | <b>0</b> | <b>0</b> | <b>3</b> | <b>81.1</b> | <b>78</b> | <b>40</b> | <b>32</b> | <b>9</b> | <b>4</b> | <b>18-0</b> | <b>72</b> | <b>3</b> | <b>0</b> |

**CESAR HERNANDEZ** OUTFIELDER

**BATS** Right  
**THROWS** Right  
**HEIGHT** 6'0"  
**WEIGHT** 175

**BORN** 4/24/95 in Valencia, VEN  
**RESIDES** Valencia, VEN  
**SIGNING SCOUT** Ronnie Blanco  
**ACQUIRED** Signed as a free agent on July 2, 2011

**NAHUM HERNANDEZ** OUTFIELDER

**BATS** Right  
**THROWS** Right  
**HEIGHT** 6'0"  
**WEIGHT** 180

**BORN** 9/20/89 in Tocuyo, VEN  
**RESIDES** Barquisimeto, VEN  
**SIGNING SCOUT** Ronnie Blanco  
**ACQUIRED** Signed as a free agent on October 8, 2007



**2010** Named the VSL Rays Most Valuable Player...ranked 2nd in the VSL in batting avg. (.380) and slugging pct. (.560)...ranked first in the VSL in OBP (.490).

| YEAR                       | CLUB     | AVG          | G          | AB         | R          | H          | 2B        | 3B       | HR        | RBI       | SH       | SF       | HB       | BB-I        | SO         | SB        | CS        | GDP      | SLG         | OBP         | E        |
|----------------------------|----------|--------------|------------|------------|------------|------------|-----------|----------|-----------|-----------|----------|----------|----------|-------------|------------|-----------|-----------|----------|-------------|-------------|----------|
| 2008                       | VSL Rays | .251         | 66         | 243        | 42         | 61         | 8         | 3        | 4         | 31        | 3        | 3        | 7        | 29-1        | 46         | 3         | 5         | 2        | .358        | .344        | 5        |
| 2009                       | VSL Rays | .258         | 52         | 159        | 30         | 41         | 8         | 0        | 4         | 21        | 3        | 0        | 7        | 16-0        | 44         | 4         | 1         | 0        | .384        | .352        | 4        |
| 2010                       | VSL Rays | .380         | 50         | 166        | 35         | 63         | 14        | 2        | 4         | 26        | 0        | 0        | 8        | 28-0        | 27         | 11        | 5         | 4        | .560        | .490        | 0        |
| 2011                       |          | Did Not Play |            |            |            |            |           |          |           |           |          |          |          |             |            |           |           |          |             |             |          |
| <b>Minor League Totals</b> |          | <b>.290</b>  | <b>168</b> | <b>568</b> | <b>107</b> | <b>165</b> | <b>30</b> | <b>5</b> | <b>12</b> | <b>78</b> | <b>6</b> | <b>3</b> | <b>8</b> | <b>73-1</b> | <b>117</b> | <b>18</b> | <b>11</b> | <b>6</b> | <b>.424</b> | <b>.390</b> | <b>9</b> |

**OSCAR HERNANDEZ** CATCHER

**BATS** Right  
**THROWS** Right  
**HEIGHT** 6'0"  
**WEIGHT** 195

**BORN** 7/9/93 in Punto de Fijo, VEN  
**RESIDES** Punto de Fijo, VEN  
**SIGNING SCOUT** Ronnie Blanco  
**ACQUIRED** Signed as a free agent on August 14, 2009



**2011** Named the Venezuelan Summer League MVP and a VSL All-Star...won the Triple Crown by batting .402 with 21 home runs and 66 RBI, all league records...his OBP (.503) and SLG (.732) also led the VSL.

| YEAR                       | CLUB     | AVG         | G          | AB         | R         | H          | 2B        | 3B       | HR        | RBI       | SH       | SF       | HB        | BB-I        | SO        | SB       | CS       | GDP      | SLG         | OBP         | E         |
|----------------------------|----------|-------------|------------|------------|-----------|------------|-----------|----------|-----------|-----------|----------|----------|-----------|-------------|-----------|----------|----------|----------|-------------|-------------|-----------|
| 2010                       | VSL Rays | .223        | 34         | 103        | 17        | 23         | 6         | 0        | 4         | 14        | 0        | 1        | 4         | 11-0        | 19        | 0        | 0        | 1        | .398        | .319        | 4         |
| 2011                       | VSL Rays | .402        | 69         | 239        | 56        | 96         | 14        | 1        | 21        | 66        | 0        | 3        | 15        | 37-7        | 44        | 3        | 5        | 2        | .732        | .503        | 8         |
| <b>Minor League Totals</b> |          | <b>.348</b> | <b>103</b> | <b>342</b> | <b>73</b> | <b>119</b> | <b>20</b> | <b>1</b> | <b>25</b> | <b>80</b> | <b>0</b> | <b>4</b> | <b>19</b> | <b>48-7</b> | <b>63</b> | <b>3</b> | <b>5</b> | <b>3</b> | <b>.632</b> | <b>.450</b> | <b>12</b> |



DID YOU KNOW?

**FOOD POLICY**

Of the nine MLB, NFL, NBA and NHL teams in Florida, the Rays remain the only team to allow fans to bring food into the ballpark.

**WILMER HERNANDEZ** RIGHT-HANDED PITCHER



**BATS** Right  
**THROWS** Right  
**HEIGHT** 6'3"  
**WEIGHT** 175

**BORN** 9/29/91 in Moca, DR  
**RESIDES** Moca, DR  
**SIGNING SCOUT** Andres Hiraldo/Eddy Toledo  
**ACQUIRED** Signed as a free agent on November 23, 2009

| YEAR                       | CLUB     | W        | L        | ERA         | G         | GS        | CG       | SHO      | SV       | IP          | H         | R         | ER        | HR       | HB       | BB-I        | SO        | WP       | BK       |
|----------------------------|----------|----------|----------|-------------|-----------|-----------|----------|----------|----------|-------------|-----------|-----------|-----------|----------|----------|-------------|-----------|----------|----------|
| 2010                       | DSL Rays | 4        | 2        | 2.48        | 16        | 2         | 0        | 0        | 0        | 36.1        | 29        | 12        | 10        | 0        | 3        | 13-0        | 25        | 4        | 0        |
| 2011                       | DSL Rays | 1        | 2        | 2.50        | 11        | 10        | 0        | 0        | 0        | 36.0        | 34        | 15        | 10        | 3        | 1        | 5-0         | 16        | 3        | 0        |
| <b>Minor League Totals</b> |          | <b>5</b> | <b>4</b> | <b>2.49</b> | <b>27</b> | <b>12</b> | <b>0</b> | <b>0</b> | <b>0</b> | <b>72.1</b> | <b>63</b> | <b>27</b> | <b>20</b> | <b>3</b> | <b>4</b> | <b>18-0</b> | <b>41</b> | <b>7</b> | <b>0</b> |

**JULIO HERRERA** CATCHER



**BATS** Right  
**THROWS** Right  
**HEIGHT** 6'0"  
**WEIGHT** 184

**BORN** 10/9/92 in Villa Riva, DR  
**RESIDES** Villa Riva, DR  
**SIGNING SCOUT** Eddy Toledo  
**ACQUIRED** Signed as a free agent on November 11, 2011

**STEVE HISCOCK** RIGHT-HANDED PITCHER



**BATS** Right  
**THROWS** Right  
**HEIGHT** 6'2"  
**WEIGHT** 165

**BORN** 1/23/88 in Beacon Falls, CT  
**RESIDES** Beacon Falls, CT  
**SIGNING SCOUT** Evan Brannon  
**ACQUIRED** Signed as a free agent on June 15, 2010

**PERSONAL** Went 7-2 in his senior season at Rollins College in Winter Park, Fla.

| YEAR                       | CLUB          | W        | L        | ERA         | G         | GS       | CG       | SHO      | SV       | IP           | H          | R         | ER        | HR        | HB       | BB-I        | SO        | WP        | BK       |
|----------------------------|---------------|----------|----------|-------------|-----------|----------|----------|----------|----------|--------------|------------|-----------|-----------|-----------|----------|-------------|-----------|-----------|----------|
| 2010                       | Hudson Valley | 3        | 3        | 2.95        | 19        | 0        | 0        | 0        | 3        | 36.2         | 32         | 12        | 12        | 1         | 0        | 12-5        | 38        | 2         | 0        |
| 2011                       | Bowling Green | 1        | 2        | 5.32        | 40        | 0        | 0        | 0        | 1        | 66.0         | 80         | 46        | 39        | 9         | 3        | 29-1        | 61        | 10        | 1        |
| <b>Minor League Totals</b> |               | <b>4</b> | <b>5</b> | <b>4.47</b> | <b>59</b> | <b>0</b> | <b>0</b> | <b>0</b> | <b>4</b> | <b>102.2</b> | <b>112</b> | <b>58</b> | <b>51</b> | <b>10</b> | <b>3</b> | <b>41-6</b> | <b>99</b> | <b>12</b> | <b>1</b> |

**AUSTIN HUBBARD** RIGHT-HANDED PITCHER



**BATS** Right  
**THROWS** Right  
**HEIGHT** 6'1"  
**WEIGHT** 190

**BORN** 6/14/88 in Gainesville, GA  
**RESIDES** Auburn, AL  
**SIGNING SCOUT** Milt Hill  
**ACQUIRED** Selected in the 14th round of the 2010 June Draft

**PERSONAL** Served as the Auburn University closer and recorded 10 saves in his senior season...finished with a team-best 2.44 ERA...played quarterback at Homewood High School (Birmingham, Ala.), which won the 5A state championship his junior year and went undefeated his senior year...holds school records for single-season and career passing yards, touchdowns and completions.

| YEAR                       | CLUB          | W        | L        | ERA         | G         | GS       | CG       | SHO      | SV        | IP          | H         | R         | ER        | HR       | HB       | BB-I        | SO        | WP        | BK       |
|----------------------------|---------------|----------|----------|-------------|-----------|----------|----------|----------|-----------|-------------|-----------|-----------|-----------|----------|----------|-------------|-----------|-----------|----------|
| 2010                       | Hudson Valley | 3        | 1        | 0.39        | 19        | 0        | 0        | 0        | 12        | 23.1        | 16        | 2         | 1         | 1        | 1        | 9-0         | 25        | 1         | 0        |
| 2011                       | Bowling Green | 5        | 3        | 2.51        | 46        | 0        | 0        | 0        | 10        | 68.0        | 62        | 25        | 19        | 2        | 2        | 35-4        | 68        | 12        | 1        |
| <b>Minor League Totals</b> |               | <b>8</b> | <b>4</b> | <b>1.97</b> | <b>65</b> | <b>0</b> | <b>0</b> | <b>0</b> | <b>22</b> | <b>91.1</b> | <b>78</b> | <b>27</b> | <b>20</b> | <b>3</b> | <b>3</b> | <b>44-4</b> | <b>93</b> | <b>13</b> | <b>1</b> |

**JHEFFERSON HURTADO** RIGHT-HANDED PITCHER



**BATS** Right  
**THROWS** Right  
**HEIGHT** 6'0"  
**WEIGHT** 165

**BORN** 12/19/91 in Maracay, VEN  
**RESIDES** Maracay, VEN  
**SIGNING SCOUT** Marlon Roche/Ronnie Blanco  
**ACQUIRED** Signed as a free agent on August 11, 2009

| YEAR                       | CLUB     | W        | L        | ERA         | G         | GS        | CG       | SHO      | SV       | IP          | H         | R         | ER        | HR       | HB       | BB-I        | SO        | WP        | BK       |
|----------------------------|----------|----------|----------|-------------|-----------|-----------|----------|----------|----------|-------------|-----------|-----------|-----------|----------|----------|-------------|-----------|-----------|----------|
| 2010                       | VSL Rays | 0        | 3        | 6.00        | 12        | 7         | 0        | 0        | 0        | 24.0        | 25        | 24        | 16        | 0        | 3        | 25-0        | 5         | 7         | 0        |
| 2011                       | VSL Rays | 1        | 2        | 3.79        | 9         | 6         | 0        | 0        | 0        | 19.0        | 16        | 12        | 8         | 0        | 5        | 17-0        | 5         | 4         | 0        |
| <b>Minor League Totals</b> |          | <b>1</b> | <b>5</b> | <b>5.02</b> | <b>21</b> | <b>13</b> | <b>0</b> | <b>0</b> | <b>0</b> | <b>43.0</b> | <b>41</b> | <b>36</b> | <b>24</b> | <b>0</b> | <b>8</b> | <b>42-0</b> | <b>10</b> | <b>11</b> | <b>0</b> |

ORGANIZATION  
COACHES & STAFF  
40-MAN ROSTER  
NON-ROSTER INVITES  
RECORDS & HISTORY  
YEARLY SUMMARIES  
OPPONENTS  
MINOR LEAGUE OPERATIONS  
Minor League Players  
BROADCAST INFORMATION  
TROPICANA FIELD & MISC.

**JHANCARLOS INFANTE** CATCHER

**BATS** Right  
**THROWS** Right  
**HEIGHT** 6'0"  
**WEIGHT** 180

**BORN** 10/12/89 in Santiago, DR  
**RESIDES** Santiago, DR  
**SIGNING SCOUT** Eddy Toledo  
**ACQUIRED** Scouted as a free agent on May 29, 2010

| YEAR                       | CLUB     | AVG         | G         | AB        | R         | H         | 2B       | 3B       | HR       | RBI      | SH       | SF       | HB       | BB-I       | SO        | SB       | CS       | GDP      | SLG         | OBP         | E        |
|----------------------------|----------|-------------|-----------|-----------|-----------|-----------|----------|----------|----------|----------|----------|----------|----------|------------|-----------|----------|----------|----------|-------------|-------------|----------|
| 2010                       | DSL Rays | .267        | 21        | 45        | 9         | 12        | 5        | 0        | 0        | 3        | 1        | 1        | 0        | 5-0        | 12        | 2        | 1        | 1        | .378        | .333        | 5        |
| 2011                       | DSL Rays | .313        | 21        | 48        | 10        | 15        | 2        | 0        | 0        | 2        | 0        | 0        | 3        | 3-0        | 6         | 1        | 0        | 0        | .354        | .389        | 2        |
| <b>Minor League Totals</b> |          | <b>.290</b> | <b>42</b> | <b>93</b> | <b>19</b> | <b>27</b> | <b>7</b> | <b>0</b> | <b>0</b> | <b>5</b> | <b>1</b> | <b>1</b> | <b>3</b> | <b>8-0</b> | <b>18</b> | <b>3</b> | <b>1</b> | <b>1</b> | <b>.366</b> | <b>.362</b> | <b>7</b> |

**LUCAS IRVINE** RIGHT-HANDED PITCHER

**BATS** Right  
**THROWS** Right  
**HEIGHT** 6'1"  
**WEIGHT** 200

**BORN** 12/1/88 in Natchitoches, LA  
**RESIDES** Natchitoches, LA  
**SIGNING SCOUT** Rickey Drexler  
**ACQUIRED** Selected in the 27th round of the 2011 June Draft

**PERSONAL** Was selected by the Chicago White Sox in the 43rd round of the 2010 June Draft, but elected to attend Northwestern State University (La.).

| YEAR | CLUB      | W | L | ERA  | G  | GS | CG | SHO | SV | IP   | H  | R  | ER | HR | HB | BB-I | SO | WP | BK |
|------|-----------|---|---|------|----|----|----|-----|----|------|----|----|----|----|----|------|----|----|----|
| 2011 | Princeton | 0 | 3 | 5.33 | 16 | 0  | 0  | 0   | 1  | 27.0 | 31 | 18 | 16 | 1  | 1  | 18-1 | 32 | 3  | 0  |

**KEVIN JAMES** LEFT-HANDED PITCHER

**BATS** Left  
**THROWS** Left  
**HEIGHT** 6'4"  
**WEIGHT** 190

**BORN** 10/1/90 in Milwaukee, WI  
**RESIDES** Whitefish Bay, WI  
**SIGNING SCOUT** Tom Couston  
**ACQUIRED** Selected in the 11th round of the 2009 June Draft

| YEAR                       | CLUB      | W        | L        | ERA         | G         | GS       | CG       | SHO      | SV       | IP          | H         | R         | ER        | HR       | HB       | BB-I        | SO        | WP       | BK       |
|----------------------------|-----------|----------|----------|-------------|-----------|----------|----------|----------|----------|-------------|-----------|-----------|-----------|----------|----------|-------------|-----------|----------|----------|
| 2009                       | GCL Rays  | 0        | 0        | 0.00        | 1         | 0        | 0        | 0        | 0        | 1.0         | 1         | 0         | 0         | 0        | 0        | 0-0         | 1         | 0        | 0        |
| 2010                       | GCL Rays  | 0        | 1        | 7.27        | 4         | 2        | 0        | 0        | 0        | 8.2         | 9         | 7         | 7         | 1        | 2        | 6-0         | 9         | 1        | 0        |
| 2011                       | Princeton | 1        | 2        | 7.91        | 11        | 0        | 0        | 0        | 0        | 19.1        | 20        | 19        | 17        | 0        | 2        | 27-0        | 14        | 6        | 1        |
| <b>Minor League Totals</b> |           | <b>1</b> | <b>3</b> | <b>7.45</b> | <b>16</b> | <b>2</b> | <b>0</b> | <b>0</b> | <b>0</b> | <b>29.0</b> | <b>30</b> | <b>26</b> | <b>24</b> | <b>1</b> | <b>4</b> | <b>33-0</b> | <b>24</b> | <b>7</b> | <b>1</b> |

**GEORGE JENSEN** RIGHT-HANDED PITCHER

**BATS** Right  
**THROWS** Right  
**HEIGHT** 6'4"  
**WEIGHT** 215

**BORN** 4/12/90 in Eagan, MN  
**RESIDES** Apple Valley, MN  
**SIGNING SCOUT** Tom Couston  
**ACQUIRED** Selected in the 46th round of the 2010 June Draft

**2011** Led the Rays organization with 13 wins.

| YEAR                       | CLUB          | W         | L        | ERA         | G         | GS        | CG       | SHO      | SV       | IP           | H          | R         | ER        | HR        | HB       | BB-I        | SO         | WP       | BK       |
|----------------------------|---------------|-----------|----------|-------------|-----------|-----------|----------|----------|----------|--------------|------------|-----------|-----------|-----------|----------|-------------|------------|----------|----------|
| 2010                       | Princeton     | 1         | 2        | 2.97        | 12        | 1         | 0        | 0        | 1        | 36.1         | 38         | 14        | 12        | 5         | 0        | 6-0         | 30         | 4        | 0        |
| 2011                       | Bowling Green | 13        | 4        | 4.28        | 26        | 26        | 0        | 0        | 0        | 122.0        | 137        | 64        | 58        | 16        | 9        | 42-0        | 88         | 1        | 0        |
| <b>Minor League Totals</b> |               | <b>14</b> | <b>6</b> | <b>3.98</b> | <b>38</b> | <b>27</b> | <b>0</b> | <b>0</b> | <b>1</b> | <b>158.1</b> | <b>175</b> | <b>78</b> | <b>70</b> | <b>21</b> | <b>9</b> | <b>48-0</b> | <b>118</b> | <b>5</b> | <b>0</b> |



## DID YOU KNOW?

**FAN FRIENDLY**

ESPN has named the Rays in the top three in affordability in each of the past five years among the 122 MLB, NFL, NBA and NHL franchises. In 2011, ESPN ranked the Rays ballpark experience first among all major league baseball in "bang for your buck."

**MARCUS JENSEN** RIGHT-HANDED PITCHER



**BATS** Right  
**THROWS** Right  
**HEIGHT** 6'3"  
**WEIGHT** 170

**BORN** 8/21/91 in Richmond, TX  
**RESIDES** Scottsdale, AZ  
**SIGNING SCOUT** Jayson Durocher  
**ACQUIRED** Selected in the 30th round of the 2009 June Draft

**PERSONAL** Is the son of former major league catcher Marcus Jensen, who played parts of 7 seasons (1996-2002) with the Giants, Brewers, Twins, Cardinals, Red Sox, Rangers and Tigers.

| YEAR                       | CLUB      | W        | L         | ERA         | G         | GS       | CG       | SHO      | SV       | IP          | H         | R         | ER        | HR       | HB       | BB-I        | SO        | WP        | BK       |
|----------------------------|-----------|----------|-----------|-------------|-----------|----------|----------|----------|----------|-------------|-----------|-----------|-----------|----------|----------|-------------|-----------|-----------|----------|
| 2009                       | GCL Rays  | 0        | 1         | 1.80        | 3         | 0        | 0        | 0        | 0        | 5.0         | 4         | 1         | 1         | 0        | 0        | 0-0         | 6         | 0         | 1        |
| 2010                       | GCL Rays  | 2        | 3         | 2.91        | 12        | 8        | 0        | 0        | 0        | 52.2        | 42        | 24        | 17        | 2        | 0        | 17-1        | 35        | 8         | 0        |
| 2011                       | Princeton | 1        | 6         | 4.32        | 14        | 0        | 0        | 0        | 3        | 41.2        | 32        | 23        | 20        | 6        | 4        | 11-0        | 39        | 8         | 0        |
| <b>Minor League Totals</b> |           | <b>3</b> | <b>10</b> | <b>3.44</b> | <b>29</b> | <b>8</b> | <b>0</b> | <b>0</b> | <b>3</b> | <b>99.1</b> | <b>78</b> | <b>48</b> | <b>38</b> | <b>8</b> | <b>4</b> | <b>28-1</b> | <b>80</b> | <b>16</b> | <b>1</b> |

**KYEONG KANG** OUTFIELDER



**BATS** Left  
**THROWS** Left  
**HEIGHT** 6'2"  
**WEIGHT** 200

**BORN** 2/6/88 in Busan, South Korea  
**RESIDES** Norcross, GA  
**SIGNING SCOUT** Milt Hill  
**ACQUIRED** Selected in the 15th round of the 2006 June Draft

**2009** Played for the World Team in the 2009 Futures Game...led the Hot Rods in hitting, on-base pct. and slugging pct.  
**2008** Was named Renegades Player of the Year while leading the team in RBI, total bases (118), slugging and games played...was named to the New York-Penn League All-Star Game. **PERSONAL** Drafted out of Parkview High School in Alpharetta, Ga., the alma mater of big league outfielder Jeff Francoeur.

| YEAR                       | CLUB          | AVG         | G          | AB          | R          | H          | 2B        | 3B        | HR        | RBI        | SH       | SF        | HB        | BB-I         | SO         | SB        | CS        | GDP       | SLG         | OBP         | E         |
|----------------------------|---------------|-------------|------------|-------------|------------|------------|-----------|-----------|-----------|------------|----------|-----------|-----------|--------------|------------|-----------|-----------|-----------|-------------|-------------|-----------|
| 2007                       | Princeton     | .276        | 55         | 203         | 25         | 56         | 14        | 4         | 3         | 22         | 1        | 0         | 0         | 20-1         | 44         | 3         | 3         | 2         | .429        | .341        | 16        |
| 2008                       | Hudson Valley | .278        | 69         | 255         | 38         | 71         | 15        | 7         | 6         | 43         | 1        | 4         | 5         | 20-1         | 62         | 6         | 2         | 3         | .463        | .338        | 3         |
| 2009                       | Bowling Green | .307        | 89         | 316         | 42         | 97         | 29        | 7         | 5         | 42         | 0        | 2         | 4         | 40-0         | 74         | 10        | 5         | 3         | .491        | .390        | 4         |
| 2010                       | Charlotte     | .241        | 86         | 270         | 32         | 65         | 15        | 1         | 1         | 22         | 0        | 2         | 2         | 34-3         | 75         | 2         | 4         | 3         | .315        | .328        | 4         |
| 2011                       | Montgomery    | .263        | 99         | 316         | 54         | 83         | 14        | 4         | 11        | 39         | 1        | 3         | 11        | 53-2         | 85         | 6         | 3         | 6         | .437        | .384        | 8         |
| <b>Minor League Totals</b> |               | <b>.274</b> | <b>398</b> | <b>1360</b> | <b>191</b> | <b>372</b> | <b>87</b> | <b>23</b> | <b>26</b> | <b>168</b> | <b>3</b> | <b>11</b> | <b>22</b> | <b>167-7</b> | <b>340</b> | <b>27</b> | <b>17</b> | <b>17</b> | <b>.429</b> | <b>.360</b> | <b>23</b> |

**MERRILL (KENNETH) KELLY** RIGHT-HANDED PITCHER



**BATS** Right  
**THROWS** Right  
**HEIGHT** 6'2"  
**WEIGHT** 190

**BORN** 10/14/88 in Houston, TX  
**RESIDES** Scottsdale, AZ  
**SIGNING SCOUT** Jayson Durocher  
**ACQUIRED** Selected in the eighth round of the 2010 June Draft

**2011** Finished with the 9th-best ERA in the Rays organization...led the Stone Crabs in IP (129) and was second in wins with 8, one behind Alexander Colome.

| YEAR                       | CLUB          | W        | L        | ERA         | G         | GS        | CG       | SHO      | SV       | IP           | H          | R         | ER        | HR       | HB        | BB-I        | SO        | WP       | BK       |
|----------------------------|---------------|----------|----------|-------------|-----------|-----------|----------|----------|----------|--------------|------------|-----------|-----------|----------|-----------|-------------|-----------|----------|----------|
| 2010                       | Hudson Valley | 1        | 1        | 2.11        | 7         | 1         | 0        | 0        | 0        | 21.1         | 16         | 7         | 5         | 0        | 1         | 5-0         | 19        | 1        | 1        |
|                            | Bowling Green | 0        | 1        | 7.16        | 6         | 2         | 0        | 0        | 0        | 16.1         | 15         | 15        | 13        | 1        | 2         | 8-0         | 10        | 0        | 1        |
| 2011                       | Charlotte     | 8        | 7        | 3.28        | 25        | 23        | 0        | 0        | 0        | 129.0        | 117        | 52        | 47        | 6        | 7         | 51-1        | 70        | 4        | 3        |
| <b>Minor League Totals</b> |               | <b>9</b> | <b>9</b> | <b>3.51</b> | <b>37</b> | <b>26</b> | <b>0</b> | <b>0</b> | <b>0</b> | <b>166.2</b> | <b>148</b> | <b>74</b> | <b>65</b> | <b>7</b> | <b>10</b> | <b>64-1</b> | <b>99</b> | <b>5</b> | <b>5</b> |

**IAN KENDALL** RIGHT-HANDED PITCHER



**BATS** Right  
**THROWS** Right  
**HEIGHT** 6'1"  
**WEIGHT** 205

**BORN** 11/11/91 in Lithia, FL  
**RESIDES** Lithia, FL  
**SIGNING SCOUT** Paul Kirsch  
**ACQUIRED** Selected in the fifth round of the 2010 June Draft

| YEAR                       | CLUB      | W        | L        | ERA         | G         | GS        | CG       | SHO      | SV       | IP          | H         | R         | ER        | HR       | HB        | BB-I        | SO        | WP        | BK       |
|----------------------------|-----------|----------|----------|-------------|-----------|-----------|----------|----------|----------|-------------|-----------|-----------|-----------|----------|-----------|-------------|-----------|-----------|----------|
| 2010                       | GCL Rays  | 0        | 1        | 12.46       | 4         | 0         | 0        | 0        | 0        | 4.1         | 9         | 8         | 6         | 1        | 0         | 2-0         | 3         | 1         | 0        |
| 2011                       | Princeton | 1        | 4        | 4.31        | 14        | 12        | 0        | 0        | 1        | 54.1        | 44        | 30        | 26        | 7        | 10        | 30-0        | 33        | 12        | 0        |
| <b>Minor League Totals</b> |           | <b>1</b> | <b>5</b> | <b>4.91</b> | <b>18</b> | <b>12</b> | <b>0</b> | <b>0</b> | <b>1</b> | <b>58.2</b> | <b>53</b> | <b>38</b> | <b>32</b> | <b>8</b> | <b>10</b> | <b>32-0</b> | <b>36</b> | <b>13</b> | <b>0</b> |

ORGANIZATION  
COACHES & STAFF  
40-MAN ROSTER  
NON-ROSTER INVITES  
RECORDS & HISTORY  
YEARLY SUMMARIES  
OPPONENTS  
MINOR LEAGUE OPERATIONS  
Minor League Players  
BROADCAST INFORMATION  
TROPICANA FIELD & MISC.

**KEVIN KIERMAIER** OUTFIELDER

**BATS** Left      **BORN** 4/22/90 in Fort Wayne, IN  
**THROWS** Right      **RESIDES** Fort Wayne, IN  
**HEIGHT** 6'1"      **SIGNING SCOUT** Tom Couston  
**WEIGHT** 195      **ACQUIRED** Selected in the 31st round of the 2010 June Draft

**2011** Ranked by *Baseball America* as the Best Defensive Outfielder in the Rays farm system entering 2012.

| YEAR                       | CLUB          | AVG         | G          | AB         | R         | H          | 2B        | 3B        | HR       | RBI       | SH        | SF       | HB        | BB-I        | SO         | SB        | CS        | GDP      | SLG         | OBP         | E         |
|----------------------------|---------------|-------------|------------|------------|-----------|------------|-----------|-----------|----------|-----------|-----------|----------|-----------|-------------|------------|-----------|-----------|----------|-------------|-------------|-----------|
| 2010                       | Princeton     | .303        | 57         | 218        | 44        | 66         | 8         | 7         | 2        | 16        | 1         | 0        | 3         | 24-2        | 54         | 17        | 5         | 4        | .431        | .380        | 3         |
| 2011                       | Bowling Green | .241        | 120        | 402        | 54        | 97         | 11        | 8         | 4        | 39        | 9         | 3        | 8         | 37-0        | 99         | 27        | 10        | 3        | .338        | .316        | 8         |
| <b>Minor League Totals</b> |               | <b>.263</b> | <b>177</b> | <b>620</b> | <b>98</b> | <b>163</b> | <b>19</b> | <b>15</b> | <b>6</b> | <b>55</b> | <b>10</b> | <b>3</b> | <b>11</b> | <b>61-2</b> | <b>153</b> | <b>44</b> | <b>15</b> | <b>7</b> | <b>.371</b> | <b>.338</b> | <b>11</b> |

**ALEXANDER KORONIS** RIGHT-HANDED PITCHER

**BATS** Right      **BORN** 1/4/88 in New York, NY  
**THROWS** Right      **RESIDES** Miami, FL  
**HEIGHT** 6'2"      **SIGNING SCOUT** Evan Brannon  
**WEIGHT** 205      **ACQUIRED** Selected in the 11th round of the 2009 June Draft

**PERSONAL** Drafted out of the University of Tampa where he went 8-2 with a 3.48 ERA as a junior...spent first two years at the University of Miami...as a senior in 2006, won the state championship at Monsignor Pace High School in Miami... named First-Team All-Dade County...team finished the 2006 season as Florida state champions and ranked 5th in the country by *Baseball America*.

| YEAR                       | CLUB          | W         | L         | ERA         | G         | GS        | CG       | SHO      | SV       | IP           | H          | R          | ER         | HR        | HB        | BB-I        | SO         | WP        | BK       |
|----------------------------|---------------|-----------|-----------|-------------|-----------|-----------|----------|----------|----------|--------------|------------|------------|------------|-----------|-----------|-------------|------------|-----------|----------|
| 2009                       | Princeton     | 1         | 3         | 1.95        | 15        | 0         | 0        | 0        | 3        | 27.2         | 19         | 7          | 6          | 2         | 1         | 8-2         | 34         | 1         | 0        |
| 2010                       | Bowling Green | 8         | 4         | 4.24        | 43        | 1         | 0        | 0        | 5        | 85.0         | 69         | 50         | 40         | 8         | 8         | 40-0        | 100        | 6         | 0        |
| 2011                       | Charlotte     | 7         | 8         | 5.04        | 27        | 23        | 0        | 0        | 0        | 126.2        | 134        | 85         | 71         | 10        | 16        | 49-1        | 111        | 9         | 3        |
| <b>Minor League Totals</b> |               | <b>16</b> | <b>15</b> | <b>4.40</b> | <b>85</b> | <b>24</b> | <b>0</b> | <b>0</b> | <b>8</b> | <b>239.1</b> | <b>222</b> | <b>142</b> | <b>117</b> | <b>20</b> | <b>25</b> | <b>97-3</b> | <b>245</b> | <b>16</b> | <b>3</b> |

**DAVID KUBIAK** RIGHT-HANDED PITCHER

**BATS** Right      **BORN** 8/3/89 in Riverhead, NY  
**THROWS** Right      **RESIDES** Riverhead, NY  
**HEIGHT** 6'7"      **SIGNING SCOUT** Tim Alexander  
**WEIGHT** 245      **ACQUIRED** Selected in the 36th round of the 2011 June Draft

| YEAR                       | CLUB      | W        | L        | ERA         | G         | GS       | CG       | SHO      | SV       | IP          | H         | R         | ER       | HR       | HB       | BB-I       | SO        | WP       | BK       |
|----------------------------|-----------|----------|----------|-------------|-----------|----------|----------|----------|----------|-------------|-----------|-----------|----------|----------|----------|------------|-----------|----------|----------|
| 2011                       | GCL Rays  | 0        | 1        | 3.00        | 3         | 0        | 0        | 0        | 0        | 6.0         | 5         | 3         | 2        | 1        | 1        | 1-0        | 9         | 1        | 0        |
|                            | Princeton | 2        | 1        | 3.26        | 12        | 0        | 0        | 0        | 3        | 19.1        | 21        | 9         | 7        | 3        | 3        | 3-0        | 27        | 1        | 0        |
| <b>Minor League Totals</b> |           | <b>2</b> | <b>2</b> | <b>3.20</b> | <b>15</b> | <b>0</b> | <b>0</b> | <b>0</b> | <b>3</b> | <b>25.1</b> | <b>26</b> | <b>12</b> | <b>9</b> | <b>4</b> | <b>4</b> | <b>4-0</b> | <b>36</b> | <b>2</b> | <b>0</b> |

**BRAULTO LARA** LEFT-HANDED PITCHER

**BATS** Left      **BORN** 12/20/88 in Bani, DR  
**THROWS** Left      **RESIDES** San Jose de Ocoa, DR  
**HEIGHT** 6'1"      **SIGNING SCOUT** Junior Ramirez  
**WEIGHT** 180      **ACQUIRED** Signed as a free agent on January 14, 2008

**2010** Finished with the 2nd-best ERA in the Appalachian League (2.18) and lowest opp avg. (.200). **2009** Led DSL Rays in strikeouts for the second straight year and was credited with the staff's lone complete game.

| YEAR                       | CLUB          | W         | L         | ERA         | G         | GS        | CG       | SHO      | SV       | IP           | H          | R          | ER         | HR        | HB        | BB-I         | SO         | WP        | BK       |
|----------------------------|---------------|-----------|-----------|-------------|-----------|-----------|----------|----------|----------|--------------|------------|------------|------------|-----------|-----------|--------------|------------|-----------|----------|
| 2008                       | DSL Rays      | 2         | 2         | 3.97        | 17        | 3         | 0        | 0        | 0        | 34.0         | 28         | 21         | 15         | 1         | 5         | 21-0         | 39         | 12        | 0        |
| 2009                       | DSL Rays      | 5         | 3         | 3.58        | 13        | 8         | 1        | 0        | 0        | 55.1         | 52         | 29         | 22         | 2         | 5         | 21-0         | 58         | 13        | 1        |
| 2010                       | Princeton     | 6         | 4         | 2.18        | 13        | 13        | 1        | 0        | 0        | 66.0         | 49         | 26         | 16         | 2         | 3         | 25-0         | 58         | 12        | 1        |
| 2011                       | Bowling Green | 5         | 11        | 4.94        | 25        | 25        | 0        | 0        | 0        | 120.1        | 117        | 74         | 66         | 10        | 5         | 55-0         | 111        | 22        | 3        |
| <b>Minor League Totals</b> |               | <b>18</b> | <b>20</b> | <b>3.89</b> | <b>68</b> | <b>49</b> | <b>2</b> | <b>0</b> | <b>0</b> | <b>275.2</b> | <b>246</b> | <b>150</b> | <b>119</b> | <b>15</b> | <b>18</b> | <b>122-0</b> | <b>266</b> | <b>59</b> | <b>5</b> |



**ANDREW LEARY** RIGHT-HANDED PITCHER

**BATS** Left  
**THROWS** Right  
**HEIGHT** 6'4"  
**WEIGHT** 225

**BORN** 12/9/87 in Las Vegas, NV  
**RESIDES** Las Vegas, NV  
**SIGNING SCOUT** Brian Morrison  
**ACQUIRED** Signed as a free agent on November 5, 2010



| YEAR                       | CLUB          | W        | L        | ERA         | G         | GS       | CG       | SHO      | SV       | IP          | H         | R         | ER        | HR       | HB       | BB-I        | SO        | WP       | BK       |
|----------------------------|---------------|----------|----------|-------------|-----------|----------|----------|----------|----------|-------------|-----------|-----------|-----------|----------|----------|-------------|-----------|----------|----------|
| 2011                       | Charlotte     | 0        | 4        | 8.20        | 9         | 5        | 0        | 0        | 1        | 26.1        | 39        | 27        | 24        | 4        | 2        | 8-0         | 25        | 1        | 0        |
|                            | Hudson Valley | 0        | 0        | 3.75        | 3         | 1        | 0        | 0        | 2        | 12.0        | 10        | 5         | 5         | 1        | 1        | 2-0         | 6         | 2        | 0        |
| <b>Minor League Totals</b> |               | <b>0</b> | <b>4</b> | <b>6.81</b> | <b>12</b> | <b>6</b> | <b>0</b> | <b>0</b> | <b>3</b> | <b>38.1</b> | <b>49</b> | <b>32</b> | <b>29</b> | <b>5</b> | <b>3</b> | <b>10-0</b> | <b>31</b> | <b>3</b> | <b>0</b> |

**ADAM LIBERATORE** LEFT-HANDED PITCHER

**BATS** Left  
**THROWS** Left  
**HEIGHT** 6'3"  
**WEIGHT** 225

**BORN** 5/12/87 in Monaca, PA  
**RESIDES** Monaca, PA  
**SIGNING SCOUT** Brad Matthews  
**ACQUIRED** Selected in the 21st round of the 2010 June Draft



| YEAR                       | CLUB          | W        | L        | ERA         | G         | GS       | CG       | SHO      | SV       | IP           | H          | R         | ER        | HR       | HB       | BB-I        | SO         | WP       | BK       |
|----------------------------|---------------|----------|----------|-------------|-----------|----------|----------|----------|----------|--------------|------------|-----------|-----------|----------|----------|-------------|------------|----------|----------|
| 2010                       | Hudson Valley | 2        | 1        | 2.63        | 17        | 0        | 0        | 0        | 2        | 27.1         | 32         | 12        | 8         | 1        | 1        | 12-0        | 33         | 3        | 0        |
| 2011                       | Charlotte     | 6        | 5        | 3.09        | 38        | 1        | 0        | 0        | 1        | 90.1         | 88         | 34        | 31        | 3        | 4        | 31-4        | 70         | 4        | 0        |
| <b>Minor League Totals</b> |               | <b>8</b> | <b>6</b> | <b>2.98</b> | <b>55</b> | <b>1</b> | <b>0</b> | <b>0</b> | <b>3</b> | <b>117.2</b> | <b>120</b> | <b>46</b> | <b>39</b> | <b>4</b> | <b>5</b> | <b>43-4</b> | <b>103</b> | <b>7</b> | <b>0</b> |

**LENNY LINSKY** RIGHT-HANDED PITCHER

**BATS** Right  
**THROWS** Right  
**HEIGHT** 6'2"  
**WEIGHT** 220

**BORN** 3/4/90 in Rancho Palos Verdes, CA  
**RESIDES** Rancho Palos Verdes, CA  
**SIGNING SCOUT** Jake Wilson  
**ACQUIRED** Selected in the second round of the 2011 June Draft



**PERSONAL** Participated in the Rays Winter Development Program at Tropicana Field in January...attended the University of Hawaii at Manoa for three years...made 71 appearances, all out of the bullpen and broke the single-season record for saves at UH with 14 as a junior.

| YEAR                       | CLUB          | W        | L        | ERA         | G         | GS       | CG       | SHO      | SV       | IP          | H         | R         | ER       | HR       | HB       | BB-I       | SO        | WP       | BK       |
|----------------------------|---------------|----------|----------|-------------|-----------|----------|----------|----------|----------|-------------|-----------|-----------|----------|----------|----------|------------|-----------|----------|----------|
| 2011                       | Hudson Valley | 3        | 0        | 1.46        | 12        | 0        | 0        | 0        | 3        | 24.2        | 19        | 11        | 4        | 2        | 2        | 6-0        | 27        | 2        | 0        |
|                            | Bowling Green | 0        | 0        | 0.00        | 4         | 0        | 0        | 0        | 0        | 4.2         | 3         | 0         | 0        | 0        | 0        | 1-0        | 3         | 0        | 0        |
| <b>Minor League Totals</b> |               | <b>3</b> | <b>0</b> | <b>1.23</b> | <b>16</b> | <b>0</b> | <b>0</b> | <b>0</b> | <b>3</b> | <b>29.1</b> | <b>22</b> | <b>11</b> | <b>4</b> | <b>2</b> | <b>2</b> | <b>7-0</b> | <b>30</b> | <b>2</b> | <b>0</b> |

**KYLE LOBSTEIN** LEFT-HANDED PITCHER

**BATS** Left  
**THROWS** Left  
**HEIGHT** 6'3"  
**WEIGHT** 200

**BORN** 8/12/89 in Flagstaff, AZ  
**RESIDES** Flagstaff, AZ  
**SIGNING SCOUT** Jayson Durocher  
**ACQUIRED** Selected in the second round of the 2008 June Draft



**2011** Finished 5th in the Rays organization with 10 wins. **2009** Ranked 8th in the New York-Penn League in ERA and 5th in strikeouts...ranked by *Baseball America* as the No. 10 prospect in the NYPL. **2008** Was named the No. 11 prospect in the Rays organization after the season by *BA*. **PERSONAL** Drafted out of Coconino High School (Ariz.), where he went 6-2 with a 1.32 ERA as a senior (42.1-IP, 27-H, 75-SO)...committed to the University of Arizona before signing with the Rays...*BA* rated his command as the best among any high school pitcher in the draft...was a member of USA Baseball's junior national team in 2007.

| YEAR                       | CLUB          | W         | L         | ERA         | G         | GS        | CG       | SHO      | SV       | IP           | H          | R          | ER         | HR        | HB        | BB-I         | SO         | WP       | BK       |
|----------------------------|---------------|-----------|-----------|-------------|-----------|-----------|----------|----------|----------|--------------|------------|------------|------------|-----------|-----------|--------------|------------|----------|----------|
| 2009                       | Hudson Valley | 3         | 5         | 2.58        | 14        | 14        | 0        | 0        | 0        | 73.1         | 55         | 23         | 21         | 4         | 3         | 23-0         | 74         | 4        | 0        |
| 2010                       | Bowling Green | 9         | 8         | 4.14        | 27        | 27        | 1        | 0        | 0        | 148.0        | 150        | 76         | 68         | 14        | 3         | 54-0         | 128        | 6        | 0        |
| 2011                       | Charlotte     | 9         | 9         | 3.71        | 22        | 21        | 1        | 0        | 0        | 121.1        | 120        | 54         | 50         | 11        | 3         | 30-1         | 85         | 4        | 0        |
|                            | Montgomery    | 1         | 1         | 7.36        | 2         | 2         | 0        | 0        | 0        | 11.0         | 14         | 9          | 9          | 4         | 2         | 6-0          | 11         | 1        | 0        |
| <b>Minor League Totals</b> |               | <b>22</b> | <b>23</b> | <b>3.77</b> | <b>65</b> | <b>64</b> | <b>2</b> | <b>0</b> | <b>0</b> | <b>353.2</b> | <b>329</b> | <b>162</b> | <b>148</b> | <b>33</b> | <b>11</b> | <b>113-1</b> | <b>298</b> | <b>1</b> | <b>0</b> |

ORGANIZATION  
COACHES & STAFF  
40-MAN ROSTER  
NON-ROSTER INVITES  
NON-ROSTER HISTORY  
RECORDS & HISTORY  
YEARLY SUMMARIES  
OPPONENTS  
MINOR LEAGUE OPERATIONS  
Minor League Players  
BROADCAST INFORMATION  
TROPICANA FIELD & MISC.

**HECTOR LOPEZ** RIGHT-HANDED PITCHER

**BATS** Right  
**THROWS** Right  
**HEIGHT** 6'0"  
**WEIGHT** 192

**BORN** 6/10/95 in Valencia, VEN  
**RESIDES** Valencia, VEN  
**SIGNING SCOUT** Ronnie Blanco  
**ACQUIRED** Signed as a free agent on December 12, 2011

**REINALDO LOPEZ** RIGHT-HANDED PITCHER

**BATS** Right  
**THROWS** Right  
**HEIGHT** 6'2"  
**WEIGHT** 220

**BORN** 4/27/91 in Caracas, VEN  
**RESIDES** Marurin, VEN  
**SIGNING SCOUT** Ronnie Blanco  
**ACQUIRED** Signed as a free agent on November 14, 2007

| YEAR                       | CLUB      | W         | L        | ERA         | G         | GS        | CG       | SHO      | SV       | IP           | H          | R         | ER        | HR       | HB        | BB-I        | SO        | WP       | BK       |
|----------------------------|-----------|-----------|----------|-------------|-----------|-----------|----------|----------|----------|--------------|------------|-----------|-----------|----------|-----------|-------------|-----------|----------|----------|
| 2008                       | VSL Rays  | 2         | 2        | 3.97        | 6         | 3         | 0        | 0        | 0        | 11.1         | 10         | 5         | 5         | 0        | 1         | 10-0        | 3         | 2        | 0        |
| 2009                       | VSL Rays  | 1         | 1        | 4.87        | 13        | 9         | 0        | 0        | 0        | 44.1         | 52         | 30        | 24        | 2        | 8         | 23-0        | 25        | 1        | 0        |
| 2010                       | GCL Rays  | 5         | 1        | 2.98        | 13        | 8         | 0        | 0        | 1        | 57.1         | 56         | 24        | 19        | 3        | 2         | 14-0        | 35        | 5        | 1        |
| 2011                       | Princeton | 2         | 4        | 3.66        | 14        | 6         | 0        | 0        | 1        | 51.2         | 59         | 32        | 31        | 3        | 2         | 15-0        | 28        | 1        | 1        |
| <b>Minor League Totals</b> |           | <b>10</b> | <b>8</b> | <b>3.77</b> | <b>46</b> | <b>26</b> | <b>0</b> | <b>0</b> | <b>2</b> | <b>164.2</b> | <b>177</b> | <b>91</b> | <b>69</b> | <b>8</b> | <b>13</b> | <b>62-0</b> | <b>91</b> | <b>9</b> | <b>2</b> |

**OMAR LUNA** INFIELDER

**BATS** Right  
**THROWS** Right  
**HEIGHT** 5'11"  
**WEIGHT** 165

**BORN** 12/13/86 in Montecristy, DR  
**RESIDES** Montecristy, DR  
**SIGNING SCOUT** Junior Ramirez  
**ACQUIRED** Signed as a free agent on May 3, 2006

2007 Princeton's Player of the Year led the team in batting average and hits.

| YEAR                       | CLUB          | AVG         | G          | AB          | R          | H          | 2B        | 3B       | HR       | RBI        | SH        | SF       | HB        | BB-I        | SO         | SB        | CS        | GDP       | SLG         | OBP         | E         |
|----------------------------|---------------|-------------|------------|-------------|------------|------------|-----------|----------|----------|------------|-----------|----------|-----------|-------------|------------|-----------|-----------|-----------|-------------|-------------|-----------|
| 2007                       | Princeton     | .289        | 58         | 232         | 30         | 67         | 13        | 3        | 2        | 26         | 2         | 1        | 2         | 12-0        | 36         | 10        | 5         | 3         | .397        | .328        | 16        |
|                            | Hudson Valley | .265        | 13         | 49          | 5          | 13         | 1         | 0        | 0        | 3          | 0         | 0        | 0         | 2-0         | 7          | 2         | 2         | 1         | .286        | .294        | 1         |
| 2008                       | Columbus      | .251        | 111        | 390         | 54         | 98         | 19        | 2        | 1        | 31         | 5         | 1        | 1         | 16-1        | 58         | 19        | 10        | 11        | .318        | .282        | 25        |
| 2009                       | Charlotte     | .185        | 76         | 259         | 26         | 48         | 6         | 1        | 0        | 19         | 5         | 0        | 0         | 11-0        | 32         | 5         | 3         | 11        | .216        | .219        | 13        |
| 2010                       | Charlotte     | .083        | 10         | 24          | 3          | 2          | 1         | 0        | 0        | 3          | 1         | 0        | 0         | 1-0         | 3          | 0         | 0         | 0         | .125        | .120        | 0         |
|                            | Montgomery    | .250        | 4          | 8           | 1          | 2          | 0         | 0        | 0        | 0          | 0         | 0        | 0         | 0-0         | 1          | 0         | 0         | 1         | .250        | .250        | 1         |
|                            | Durham        | .291        | 40         | 141         | 15         | 41         | 6         | 1        | 1        | 9          | 5         | 0        | 1         | 2-0         | 28         | 3         | 2         | 4         | .369        | .306        | 7         |
| 2011                       | Durham        | .203        | 56         | 172         | 15         | 35         | 4         | 0        | 0        | 6          | 3         | 1        | 3         | 3-0         | 22         | 1         | 1         | 4         | .227        | .229        | 4         |
|                            | Charlotte     | .272        | 48         | 169         | 19         | 46         | 10        | 1        | 0        | 12         | 1         | 0        | 4         | 7-0         | 24         | 6         | 3         | 5         | .343        | .317        | 8         |
| <b>Minor League Totals</b> |               | <b>.244</b> | <b>416</b> | <b>1444</b> | <b>169</b> | <b>352</b> | <b>60</b> | <b>8</b> | <b>4</b> | <b>109</b> | <b>22</b> | <b>3</b> | <b>11</b> | <b>54-1</b> | <b>211</b> | <b>46</b> | <b>26</b> | <b>40</b> | <b>.305</b> | <b>.276</b> | <b>75</b> |

**CRAIG LYERLY** OUTFIELDER

**BATS** Right  
**THROWS** Right  
**HEIGHT** 6'1"  
**WEIGHT** 190

**BORN** 8/24/88 in Salisbury, NC  
**RESIDES** Salisbury, NC  
**SIGNING SCOUT** Brad Matthews  
**ACQUIRED** Selected in the 19th round of the 2010 June Draft

| YEAR                       | CLUB          | AVG         | G         | AB         | R         | H         | 2B       | 3B       | HR       | RBI       | SH       | SF       | HB       | BB-I        | SO        | SB        | CS       | GDP      | SLG         | OBP         | E        |
|----------------------------|---------------|-------------|-----------|------------|-----------|-----------|----------|----------|----------|-----------|----------|----------|----------|-------------|-----------|-----------|----------|----------|-------------|-------------|----------|
| 2010                       | GCL Rays      | .225        | 32        | 102        | 22        | 23        | 3        | 1        | 2        | 11        | 2        | 0        | 5        | 11-0        | 28        | 9         | 2        | 3        | .333        | .331        | 0        |
|                            | Hudson Valley | .091        | 11        | 33         | 1         | 3         | 1        | 0        | 0        | 2         | 1        | 0        | 0        | 4-0         | 12        | 1         | 0        | 1        | .121        | .189        | 0        |
| 2011                       | Hudson Valley | .285        | 50        | 172        | 23        | 49        | 2        | 1        | 3        | 19        | 1        | 2        | 3        | 15-0        | 34        | 17        | 3        | 2        | .260        | .349        | 2        |
| <b>Minor League Totals</b> |               | <b>.244</b> | <b>93</b> | <b>307</b> | <b>46</b> | <b>75</b> | <b>6</b> | <b>2</b> | <b>5</b> | <b>32</b> | <b>4</b> | <b>2</b> | <b>8</b> | <b>30-0</b> | <b>74</b> | <b>27</b> | <b>5</b> | <b>6</b> | <b>.326</b> | <b>.326</b> | <b>2</b> |

**RONI MAESTRE** OUTFIELDER

**BATS** Right  
**THROWS** Right  
**HEIGHT** 6'3"  
**WEIGHT** 170

**BORN** 4/22/95 in Caracas, VEN  
**RESIDES** Charallave, VEN  
**SIGNING SCOUT** Ronnie Blanco  
**ACQUIRED** Signed as a free agent on August 3, 2011



**MICHAEL (MIKIE) MAHTOOK** OUTFIELDER

**BATS** Right  
**THROWS** Right  
**HEIGHT** 6'1"  
**WEIGHT** 200

**BORN** 11/30/89 in Lafayette, LA  
**RESIDES** Lafayette, LA  
**SIGNING SCOUT** Rickey Drexler  
**ACQUIRED** Selected in the first round (31st overall) of the 2011 June Draft



**2011** Ranked by *Baseball America* as the No. 10 prospect in the Rays system entering 2012...batted .338 (23-for-68) with 3 HR, 14 RBI and 5 SB in 18 games with the Surprise Saguaros in the Arizona Fall League. **PERSONAL** Participated in the Rays Winter Development Program at Tropicana Field in January...drafted out of Louisiana State University...earned a starting spot midway through the 2009 season and helped LSU win the College World Series championship...his late father, Mike Mahtook, and his uncle, Robbie Mahtook, played football at LSU...his other uncle, Ronnie Mahtook, played football at the University of Louisiana-Lafayette...was drafted by the Marlins in the 39th round of the 2008 June Draft but did not sign.

**DARWIN MALDONADO** OUTFIELDER

**BATS** Right  
**THROWS** Right  
**HEIGHT** 6'0"  
**WEIGHT** 160

**BORN** 7/10/89 in Cartagena, COL  
**RESIDES** Cartagena, COL  
**SIGNING SCOUT** Carlos Alfonso  
**ACQUIRED** Signed as a free agent on March 7, 2008



| YEAR                       | CLUB     | AVG         | G          | AB         | R         | H         | 2B        | 3B       | HR       | RBI       | SH       | SF       | HB       | BB-I        | SO        | SB        | CS       | GDP      | SLG         | OBP         | E         |
|----------------------------|----------|-------------|------------|------------|-----------|-----------|-----------|----------|----------|-----------|----------|----------|----------|-------------|-----------|-----------|----------|----------|-------------|-------------|-----------|
| 2008                       | VSL Rays | .143        | 21         | 70         | 10        | 10        | 4         | 0        | 0        | 1         | 0        | 1        | 3-0      | 21          | 1         | 2         | 0        | .200     | .189        | 2           |           |
| 2009                       | VSL Rays | .297        | 48         | 148        | 28        | 44        | 7         | 1        | 7        | 29        | 0        | 1        | 4        | 15-0        | 34        | 4         | 2        | 5        | .500        | .375        | 5         |
| 2010                       | DSL Rays | .250        | 6          | 16         | 1         | 4         | 0         | 0        | 0        | 0         | 0        | 1        | 2-0      | 8           | 2         | 1         | 0        | .250     | .368        | 0           |           |
| 2011                       | DSL Rays | .254        | 18         | 63         | 11        | 16        | 2         | 0        | 6        | 2         | 1        | 1        | 7-0      | 17          | 3         | 2         | 0        | .286     | .333        | 1           |           |
|                            | VSL Rays | .176        | 12         | 51         | 7         | 9         | 1         | 0        | 3        | 1         | 1        | 0        | 4-0      | 16          | 3         | 2         | 0        | .196     | .232        | 2           |           |
| <b>Minor League Totals</b> |          | <b>.239</b> | <b>105</b> | <b>348</b> | <b>57</b> | <b>83</b> | <b>14</b> | <b>1</b> | <b>7</b> | <b>38</b> | <b>4</b> | <b>3</b> | <b>7</b> | <b>31-0</b> | <b>96</b> | <b>13</b> | <b>9</b> | <b>5</b> | <b>.345</b> | <b>.311</b> | <b>10</b> |

**JEFFREY MALM** FIRST BASEMAN

**BATS** Left  
**THROWS** Left  
**HEIGHT** 6'2"  
**WEIGHT** 225

**BORN** 10/31/90 in Las Vegas, NV  
**RESIDES** Las Vegas, NV  
**SIGNING SCOUT** Jayson Durocher  
**ACQUIRED** Selected in the fifth round of the 2009 June Draft



**2011** Was named Hudson Valley's Most Valuable Player after leading the team with 47 RBI, 15 doubles, 38 walks and a league-high 12 HR...was named a midseason New York-Penn League All-Star. **PERSONAL** Participated in the Rays Winter Development Program at Tropicana Field in January 2011...is the all-time career high school hits leader with 277, according to the National Federation of High School Sports...was ranked by *Baseball America* as the top high school first baseman and No. 59 overall prospect in the 2009 June Draft...carried Bishop Gorman High School (Nev.) to four state titles, playing first base and pitching...hit .564 (79-for-140) as a senior with 17 HR, 69 RBI, 16 SB, 14 2B and 68 R.

| YEAR                       | CLUB          | AVG         | G          | AB         | R         | H          | 2B        | 3B       | HR        | RBI       | SH       | SF       | HB        | BB-I        | SO         | SB       | CS       | GDP       | SLG         | OBP         | E         |
|----------------------------|---------------|-------------|------------|------------|-----------|------------|-----------|----------|-----------|-----------|----------|----------|-----------|-------------|------------|----------|----------|-----------|-------------|-------------|-----------|
| 2009                       | GCL Rays      | .240        | 7          | 25         | 2         | 6          | 0         | 0        | 0         | 0         | 0        | 1        | 1-0       | 4           | 1          | 0        | 1        | .240      | .296        | 0           |           |
| 2010                       | Princeton     | .220        | 61         | 200        | 20        | 44         | 9         | 0        | 3         | 25        | 0        | 1        | 5         | 17-1        | 46         | 2        | 1        | 5         | .310        | .296        | 9         |
| 2011                       | Hudson Valley | .257        | 73         | 249        | 36        | 64         | 15        | 0        | 12        | 47        | 0        | 1        | 13        | 38-0        | 65         | 3        | 2        | 5         | .435        | .382        | 4         |
| <b>Minor League Totals</b> |               | <b>.241</b> | <b>141</b> | <b>474</b> | <b>58</b> | <b>114</b> | <b>24</b> | <b>0</b> | <b>15</b> | <b>72</b> | <b>0</b> | <b>2</b> | <b>19</b> | <b>56-1</b> | <b>115</b> | <b>6</b> | <b>3</b> | <b>11</b> | <b>.386</b> | <b>.343</b> | <b>13</b> |

ORGANIZATION  
COACHES & STAFF  
40-MAN ROSTER  
NON-ROSTER INVITES  
RECORDS & HISTORY  
YEARLY SUMMARIES  
OPPONENTS  
MINOR LEAGUE OPERATIONS  
Minor League Players  
BROADCAST INFORMATION  
TROPICANA FIELD & MISCELLANEOUS

**PARKER MARKEL** RIGHT-HANDED PITCHER

**BATS** Right  
**THROWS** Right  
**HEIGHT** 6'4"  
**WEIGHT** 220

**BORN** 9/15/90 in Newport Beach, CA  
**RESIDES** Glendale, AZ  
**SIGNING SCOUT** Jayson Durocher  
**ACQUIRED** Selected in the 39th round of the 2010 June Draft

**2011** Was named a midseason New York-Penn League All-Star. **PERSONAL** Participated in the Rays Winter Development Program at Tropicana Field in January...was selected out of Mountain Ridge High School (Ariz.) by the Detroit Tigers in the 32nd round of the 2009 June Draft...instead of signing, attended Yavapai College (Ariz.) in 2010.

| YEAR                       | CLUB          | W        | L        | ERA         | G         | GS        | CG       | SHO      | SV       | IP          | H         | R         | ER        | HR       | HB       | BB-I        | SO        | WP       | BK       |
|----------------------------|---------------|----------|----------|-------------|-----------|-----------|----------|----------|----------|-------------|-----------|-----------|-----------|----------|----------|-------------|-----------|----------|----------|
| 2010                       | GCL Rays      | 2        | 0        | 1.74        | 7         | 0         | 0        | 0        | 0        | 10.1        | 8         | 2         | 2         | 0        | 0        | 3-0         | 13        | 0        | 0        |
| 2011                       | Hudson Valley | 3        | 4        | 3.14        | 13        | 13        | 0        | 0        | 0        | 57.1        | 42        | 26        | 20        | 3        | 5        | 23-0        | 44        | 2        | 0        |
| <b>Minor League Totals</b> |               | <b>5</b> | <b>4</b> | <b>2.93</b> | <b>20</b> | <b>13</b> | <b>0</b> | <b>0</b> | <b>0</b> | <b>67.2</b> | <b>50</b> | <b>28</b> | <b>22</b> | <b>3</b> | <b>5</b> | <b>26-0</b> | <b>57</b> | <b>2</b> | <b>0</b> |

**GERMAN MARQUEZ** RIGHT-HANDED PITCHER

**BATS** Right  
**THROWS** Right  
**HEIGHT** 6'1"  
**WEIGHT** 185

**BORN** 2/22/95 in San Felix, VEN  
**RESIDES** San Felix, VEN  
**SIGNING SCOUT** Ronnie Blanco  
**ACQUIRED** Signed as a free agent on July 2, 2011

**LUIS MARTE** OUTFIELDER

**BATS** Right  
**THROWS** Right  
**HEIGHT** 6'3"  
**WEIGHT** 180

**BORN** 2/23/91 in San Jose de los Llanos, DR  
**RESIDES** Santo Domingo, DR  
**SIGNING SCOUT** Eddy Toledo  
**ACQUIRED** Signed as a free agent on May 31, 2007



| YEAR                       | CLUB     | AVG         | G          | AB         | R         | H         | 2B        | 3B       | HR       | RBI       | SH       | SF       | HB        | BB-I        | SO         | SB        | CS       | GDP      | SLG         | OBP         | E        |
|----------------------------|----------|-------------|------------|------------|-----------|-----------|-----------|----------|----------|-----------|----------|----------|-----------|-------------|------------|-----------|----------|----------|-------------|-------------|----------|
| 2009                       | DSL Rays | .200        | 34         | 90         | 11        | 18        | 2         | 0        | 0        | 6         | 3        | 0        | 2         | 7-0         | 35         | 7         | 3        | 2        | .222        | .273        | 2        |
| 2010                       | DSL Rays | .223        | 47         | 139        | 19        | 31        | 7         | 2        | 3        | 13        | 0        | 0        | 6         | 15-1        | 50         | 8         | 1        | 0        | .367        | .325        | 3        |
| 2011                       | DSL Rays | .203        | 65         | 222        | 28        | 45        | 4         | 2        | 2        | 24        | 2        | 7        | 10        | 22-1        | 80         | 7         | 4        | 2        | .266        | .295        | 4        |
| <b>Minor League Totals</b> |          | <b>.208</b> | <b>146</b> | <b>451</b> | <b>58</b> | <b>94</b> | <b>13</b> | <b>4</b> | <b>5</b> | <b>43</b> | <b>5</b> | <b>7</b> | <b>18</b> | <b>44-2</b> | <b>165</b> | <b>22</b> | <b>8</b> | <b>4</b> | <b>.288</b> | <b>.300</b> | <b>9</b> |

**BRANDON MARTIN** SHORTSTOP

**BATS** Right  
**THROWS** Right  
**HEIGHT** 5'11"  
**WEIGHT** 185

**BORN** 8/24/93 in Anaheim, CA  
**RESIDES** Corona, CA  
**SIGNING SCOUT** Jake Wilson  
**ACQUIRED** Selected in the first round (38th overall) of the 2011 June Draft



**PERSONAL** Participated in the Rays Winter Development Program at Tropicana Field in January...was rated by *Baseball America* as the No. 3 best defensive high school shortstop and No. 5 shortstop overall in the 2011 June Draft...committed to Oregon State University before signing with the Rays.

| YEAR | CLUB     | AVG  | G  | AB | R  | H  | 2B | 3B | HR | RBI | SH | SF | HB | BB-I | SO | SB | CS | GDP | SLG  | OBP  | E |
|------|----------|------|----|----|----|----|----|----|----|-----|----|----|----|------|----|----|----|-----|------|------|---|
| 2011 | GCL Rays | .255 | 19 | 47 | 10 | 12 | 1  | 0  | 1  | 3   | 0  | 0  | 3  | 7-0  | 12 | 5  | 3  | 0   | .340 | .386 | 2 |

**JOHAN MARVAL** RIGHT-HANDED PITCHER

**BATS** Right  
**THROWS** Right  
**HEIGHT** 6'1"  
**WEIGHT** 195

**BORN** 11/24/93 in Valencia, VEN  
**RESIDES** Valencia, VEN  
**SIGNING SCOUT** Ronnie Blanco  
**ACQUIRED** Signed as a free agent on September 28, 2010



| YEAR | CLUB     | W | L | ERA  | G  | GS | CG | SHO | SV | IP   | H  | R  | ER | HR | HB | BB-I | SO | WP | BK |
|------|----------|---|---|------|----|----|----|-----|----|------|----|----|----|----|----|------|----|----|----|
| 2011 | VSL Rays | 4 | 1 | 4.06 | 16 | 0  | 0  | 0   | 0  | 37.2 | 43 | 20 | 17 | 3  | 3  | 14-1 | 24 | 8  | 0  |

**LEONARDO MATEO** RIGHT-HANDED PITCHER

**BATS** Right  
**THROWS** Right  
**HEIGHT** 6'0"  
**WEIGHT** 215

**BORN** 11/6/92 in Bani, DR  
**RESIDES** Bani, DR  
**SIGNING SCOUT** Eddy Toledo  
**ACQUIRED** Signed as a free agent on August 31, 2011



**VICTOR MATEO** RIGHT-HANDED PITCHER

**BATS** Right  
**THROWS** Right  
**HEIGHT** 6'5"  
**WEIGHT** 175

**BORN** 7/27/89 in Santo Domingo, DR  
**RESIDES** San Pedro de Macoris, DR  
**SIGNING SCOUT** Eddy Toledo  
**ACQUIRED** Signed as a free agent on November 15, 2006



**2011** Tossed Bowling Green's first-ever no-hitter in a 7-inning game on July 8 vs. Lake County (Indians). **2009** Finished 2nd among all Rays minor leaguers with a 1.98 ERA.

| YEAR                       | CLUB          | W         | L         | ERA         | G         | GS        | CG       | SHO      | SV       | IP           | H          | R          | ER         | HR        | HB        | BB-I         | SO         | WP        | BK       |
|----------------------------|---------------|-----------|-----------|-------------|-----------|-----------|----------|----------|----------|--------------|------------|------------|------------|-----------|-----------|--------------|------------|-----------|----------|
| 2007                       | DSL Rays      | 0         | 2         | 6.39        | 15        | 1         | 0        | 0        | 0        | 38.0         | 44         | 45         | 27         | 3         | 11        | 25-0         | 27         | 3         | 0        |
| 2008                       | DSL Rays      | 3         | 4         | 4.07        | 14        | 7         | 0        | 0        | 0        | 48.2         | 41         | 35         | 22         | 3         | 13        | 24-0         | 33         | 6         | 0        |
| 2009                       | GCL Rays      | 3         | 4         | 1.98        | 10        | 9         | 0        | 0        | 0        | 50.0         | 42         | 23         | 11         | 1         | 5         | 9-0          | 38         | 2         | 1        |
| 2010                       | Princeton     | 2         | 5         | 4.89        | 15        | 5         | 0        | 0        | 0        | 46.0         | 52         | 33         | 25         | 2         | 6         | 19-0         | 36         | 5         | 0        |
| 2011                       | Bowling Green | 12        | 6         | 3.98        | 26        | 20        | 1        | 1        | 1        | 124.1        | 134        | 65         | 55         | 14        | 5         | 37-1         | 102        | 17        | 3        |
| <b>Minor League Totals</b> |               | <b>20</b> | <b>21</b> | <b>4.10</b> | <b>80</b> | <b>42</b> | <b>1</b> | <b>1</b> | <b>1</b> | <b>307.1</b> | <b>313</b> | <b>201</b> | <b>140</b> | <b>23</b> | <b>40</b> | <b>114-1</b> | <b>236</b> | <b>33</b> | <b>4</b> |

**JASON McEACHERN** RIGHT-HANDED PITCHER

**BATS** Right  
**THROWS** Right  
**HEIGHT** 6'2"  
**WEIGHT** 160

**BORN** 10/12/90 in Wilmington, NC  
**RESIDES** Hickory, NC  
**SIGNING SCOUT** Brad Matthews  
**ACQUIRED** Selected in the 13th round of the 2008 June Draft



**2009** His 2.35 ERA between Princeton and Hudson Valley was good for 4th in the organization. **PERSONAL** The St. Stephens (N.C.) High School graduate won 11 games his senior year and led the state with 140 strikeouts...posted a 0.97 ERA...committed to Central Carolina before signing with the Rays.

| YEAR                       | CLUB          | W         | L         | ERA         | G         | GS        | CG       | SHO      | SV       | IP           | H          | R          | ER         | HR        | HB        | BB-I        | SO         | WP        | BK       |
|----------------------------|---------------|-----------|-----------|-------------|-----------|-----------|----------|----------|----------|--------------|------------|------------|------------|-----------|-----------|-------------|------------|-----------|----------|
| 2008                       | Princeton     | 3         | 0         | 1.44        | 9         | 2         | 0        | 0        | 0        | 25.0         | 17         | 5          | 4          | 2         | 2         | 8-0         | 16         | 1         | 0        |
| 2009                       | Princeton     | 0         | 0         | 1.06        | 3         | 3         | 0        | 0        | 0        | 17.0         | 11         | 2          | 2          | 1         | 1         | 0-0         | 15         | 0         | 0        |
|                            | Hudson Valley | 2         | 3         | 2.75        | 11        | 11        | 1        | 1        | 0        | 55.2         | 56         | 23         | 17         | 3         | 4         | 12-0        | 47         | 0         | 1        |
| 2010                       | Bowling Green | 4         | 11        | 5.68        | 27        | 24        | 0        | 0        | 0        | 120.1        | 143        | 88         | 76         | 20        | 11        | 60-0        | 95         | 11        | 1        |
| 2011                       | Hudson Valley | 3         | 0         | 2.38        | 7         | 7         | 0        | 0        | 0        | 34.0         | 21         | 12         | 9          | 1         | 4         | 9-0         | 35         | 1         | 1        |
|                            | Bowling Green | 1         | 2         | 7.20        | 4         | 4         | 0        | 0        | 0        | 20.0         | 28         | 16         | 16         | 2         | 3         | 5-0         | 14         | 4         | 0        |
| <b>Minor League Totals</b> |               | <b>13</b> | <b>16</b> | <b>4.10</b> | <b>61</b> | <b>51</b> | <b>1</b> | <b>1</b> | <b>0</b> | <b>272.0</b> | <b>276</b> | <b>146</b> | <b>124</b> | <b>29</b> | <b>25</b> | <b>94-0</b> | <b>222</b> | <b>17</b> | <b>3</b> |

**EDUARDO MEDINA** RIGHT-HANDED PITCHER

**BATS** Right  
**THROWS** Right  
**HEIGHT** 6'0"  
**WEIGHT** 180

**BORN** 2/24/92 in Maracay, VEN  
**RESIDES** Villa Riva, DR  
**SIGNING SCOUT** Eddy Toledo  
**ACQUIRED** Signed as a free agent on May 6, 2011



| YEAR                       | CLUB        | W                      | L        | ERA         | G         | GS       | CG       | SHO      | SV       | IP          | H         | R         | ER        | HR       | HB       | BB-I        | SO        | WP       | BK       |  |
|----------------------------|-------------|------------------------|----------|-------------|-----------|----------|----------|----------|----------|-------------|-----------|-----------|-----------|----------|----------|-------------|-----------|----------|----------|--|
| 2009                       | DSL Red Sox | 2                      | 0        | 7.71        | 7         | 0        | 0        | 0        | 0        | 9.1         | 13        | 9         | 8         | 0        | 1        | 9-0         | 4         | 3        | 1        |  |
| 2010                       |             | Injured - Did Not Play |          |             |           |          |          |          |          |             |           |           |           |          |          |             |           |          |          |  |
| 2011                       | VSL Rays    | 4                      | 4        | 2.70        | 23        | 0        | 0        | 7        | 0        | 40.0        | 36        | 17        | 12        | 1        | 1        | 19-6        | 35        | 3        | 0        |  |
| <b>Minor League Totals</b> |             | <b>6</b>               | <b>4</b> | <b>3.65</b> | <b>30</b> | <b>0</b> | <b>0</b> | <b>7</b> | <b>0</b> | <b>49.1</b> | <b>49</b> | <b>23</b> | <b>20</b> | <b>1</b> | <b>2</b> | <b>28-6</b> | <b>39</b> | <b>6</b> | <b>1</b> |  |

ORGANIZATION  
COACHES & STAFF  
40-MAN ROSTER  
NON-ROSTER INVITES  
RECORDS & HISTORY  
YEARLY SUMMARIES  
OPPONENTS  
MINOR LEAGUE OPERATIONS  
Minor League Players  
BROADCAST INFORMATION  
TROPICANA FIELD & MISC.

**LUIS MERCEDES** LEFT-HANDED PITCHER

**BATS** Left  
**THROWS** Left  
**HEIGHT** 5'11"  
**WEIGHT** 170

**BORN** 3/30/92 in Villa Riva, DR  
**RESIDES** Villa Riva, DR  
**SIGNING SCOUT** Eddy Toledo  
**ACQUIRED** Signed as a free agent on December 16, 2010

| YEAR                       | CLUB     | W        | L        | ERA         | G         | GS       | CG       | SHO      | SV       | IP          | H         | R        | ER       | HR       | HB       | BB-I       | SO        | WP       | BK       |
|----------------------------|----------|----------|----------|-------------|-----------|----------|----------|----------|----------|-------------|-----------|----------|----------|----------|----------|------------|-----------|----------|----------|
| 2010                       | DSL Rays | 0        | 1        | 3.00        | 4         | 0        | 0        | 0        | 1        | 6.0         | 4         | 3        | 2        | 0        | 1        | 3-0        | 5         | 0        | 0        |
| 2011                       | DSL Rays | 0        | 0        | 6.75        | 6         | 0        | 0        | 0        | 2        | 8.0         | 8         | 6        | 6        | 2        | 0        | 4-0        | 6         | 5        | 0        |
| <b>Minor League Totals</b> |          | <b>0</b> | <b>1</b> | <b>5.14</b> | <b>10</b> | <b>0</b> | <b>0</b> | <b>0</b> | <b>3</b> | <b>14.0</b> | <b>12</b> | <b>9</b> | <b>8</b> | <b>2</b> | <b>1</b> | <b>7-0</b> | <b>11</b> | <b>5</b> | <b>0</b> |

**ANTHONY MOJICA** INFIELDER

**BATS** Left  
**THROWS** Right  
**HEIGHT** 5'9"  
**WEIGHT** 158

**BORN** 7/12/92 in San Pedro De Macoris, DR  
**RESIDES** San Pedro De Macoris, DR  
**SIGNING SCOUT** Eddy Toledo  
**ACQUIRED** Signed as a free agent on December 13, 2011

**BENJAMIN MOLINA** LEFT-HANDED PITCHER

**BATS** Left  
**THROWS** Left  
**HEIGHT** 6'0"  
**WEIGHT** 145

**BORN** 11/18/94 in Porlamar, VEN  
**RESIDES** Porlamar, VEN  
**SIGNING SCOUT** Eddy Toledo  
**ACQUIRED** Signed as a free agent on July 2, 2011

**JOSE MOLINA** LEFT-HANDED PITCHER

**BATS** Left  
**THROWS** Left  
**HEIGHT** 5'11"  
**WEIGHT** 160

**BORN** 6/26/91 in Bonao, DR  
**RESIDES** Bonao, DR  
**SIGNING SCOUT** Junior Ramirez  
**ACQUIRED** Signed as a free agent on February 12, 2008

| YEAR                       | CLUB      | W        | L         | ERA         | G         | GS       | CG       | SHO      | SV       | IP           | H          | R         | ER        | HR       | HB       | BB-I        | SO         | WP        | BK       |
|----------------------------|-----------|----------|-----------|-------------|-----------|----------|----------|----------|----------|--------------|------------|-----------|-----------|----------|----------|-------------|------------|-----------|----------|
| 2008                       | DSL Rays  | 0        | 2         | 3.74        | 18        | 0        | 0        | 0        | 0        | 33.2         | 26         | 18        | 14        | 0        | 2        | 21-1        | 26         | 8         | 1        |
| 2009                       | GCL Rays  | 2        | 3         | 6.00        | 15        | 0        | 0        | 0        | 0        | 24.0         | 32         | 19        | 16        | 1        | 3        | 9-0         | 16         | 0         | 0        |
| 2010                       | GCL Rays  | 5        | 4         | 3.88        | 15        | 2        | 0        | 0        | 0        | 51.0         | 45         | 25        | 22        | 3        | 1        | 19-0        | 37         | 5         | 0        |
| 2011                       | Princeton | 1        | 1         | 2.55        | 13        | 1        | 0        | 0        | 1        | 42.1         | 32         | 17        | 12        | 5        | 1        | 20-0        | 44         | 0         | 1        |
| <b>Minor League Totals</b> |           | <b>8</b> | <b>10</b> | <b>3.81</b> | <b>61</b> | <b>3</b> | <b>0</b> | <b>0</b> | <b>1</b> | <b>151.0</b> | <b>135</b> | <b>79</b> | <b>64</b> | <b>9</b> | <b>7</b> | <b>69-1</b> | <b>123</b> | <b>13</b> | <b>2</b> |

**JULIAN MORILLO** INFIELDER

**BATS** Switch  
**THROWS** Right  
**HEIGHT** 5'11"  
**WEIGHT** 165

**BORN** 12/10/91 in San Pedro de Macoris, DR  
**RESIDES** San Pedro de Macoris, DR  
**SIGNING SCOUT** Eddy Toledo  
**ACQUIRED** Signed as a free agent on August 14, 2008

| YEAR                       | CLUB     | AVG         | G          | AB         | R         | H          | 2B        | 3B       | HR       | RBI       | SH       | SF       | HB        | BB-I        | SO        | SB        | CS        | GDP       | SLG         | OBP         | E         |
|----------------------------|----------|-------------|------------|------------|-----------|------------|-----------|----------|----------|-----------|----------|----------|-----------|-------------|-----------|-----------|-----------|-----------|-------------|-------------|-----------|
| 2009                       | DSL Rays | .291        | 52         | 189        | 38        | 55         | 6         | 2        | 0        | 27        | 0        | 1        | 10        | 30-0        | 21        | 11        | 9         | 3         | .344        | .413        | 18        |
| 2010                       | GCL Rays | .218        | 41         | 124        | 16        | 27         | 2         | 0        | 0        | 16        | 1        | 0        | 2         | 17-0        | 17        | 4         | 2         | 5         | .234        | .322        | 11        |
| 2011                       | GCL Rays | .194        | 41         | 124        | 13        | 24         | 4         | 3        | 0        | 12        | 2        | 1        | 1         | 17-0        | 30        | 3         | 3         | 2         | .274        | .294        | 7         |
| <b>Minor League Totals</b> |          | <b>.243</b> | <b>134</b> | <b>437</b> | <b>67</b> | <b>106</b> | <b>12</b> | <b>5</b> | <b>0</b> | <b>55</b> | <b>3</b> | <b>2</b> | <b>13</b> | <b>64-0</b> | <b>68</b> | <b>18</b> | <b>14</b> | <b>10</b> | <b>.293</b> | <b>.355</b> | <b>36</b> |

**CHRISTOPHER (TY) MORRISON** OUTFIELDER



**BATS** Left      **BORN** 7/22/90 in Chesapeake, VA  
**THROWS** Right      **RESIDES** Gainesville, FL  
**HEIGHT** 6'2"      **SIGNING SCOUT** Paul Kirsch  
**WEIGHT** 170      **ACQUIRED** Selected in the fourth round of the 2008 June Draft

**2011** Ranked by *Baseball America* as the Best Athlete in the Rays system entering 2012. **2010** Finished 2nd in the Midwest League with 58 stolen bases. **2009** Led Princeton with 20 steals (tied for 4th in the Appalachian League)...also tied for the team lead in walks (27). **PERSONAL** Participated in the Rays Winter Development Program at Tropicana Field in January...drafted out of Tigard High School (Ore.), which reached the 6A state championship his senior season... was the first player selected out of the state of Oregon in the 2008 June Draft, and was ranked by *BA* as the state's top prospect...committed to the University of Oregon before signing with the Rays.

| YEAR                       | CLUB          | AVG         | G          | AB         | R          | H          | 2B        | 3B        | HR       | RBI       | SH        | SF       | HB        | BB-I        | SO         | SB         | CS        | GDP      | SLG         | OBP         | E         |
|----------------------------|---------------|-------------|------------|------------|------------|------------|-----------|-----------|----------|-----------|-----------|----------|-----------|-------------|------------|------------|-----------|----------|-------------|-------------|-----------|
| 2008                       | Princeton     | .265        | 10         | 34         | 2          | 9          | 0         | 0         | 0        | 1         | 0         | 1        | 0         | 2-0         | 12         | 3          | 1         | 0        | .265        | .297        | 0         |
| 2009                       | Princeton     | .271        | 59         | 225        | 34         | 61         | 9         | 2         | 3        | 18        | 5         | 1        | 7         | 27-1        | 61         | 20         | 5         | 1        | .369        | .365        | 2         |
| 2010                       | Bowling Green | .250        | 131        | 452        | 65         | 113        | 21        | 13        | 6        | 56        | 9         | 1        | 7         | 43-0        | 133        | 58         | 10        | 6        | .394        | .324        | 9         |
| 2011                       | Charlotte     | .264        | 67         | 265        | 36         | 70         | 8         | 2         | 0        | 18        | 12        | 0        | 5         | 11-1        | 67         | 19         | 7         | 1        | .309        | .306        | 3         |
| <b>Minor League Totals</b> |               | <b>.259</b> | <b>267</b> | <b>976</b> | <b>137</b> | <b>256</b> | <b>38</b> | <b>17</b> | <b>9</b> | <b>93</b> | <b>26</b> | <b>3</b> | <b>19</b> | <b>83-2</b> | <b>273</b> | <b>100</b> | <b>23</b> | <b>8</b> | <b>.361</b> | <b>.328</b> | <b>14</b> |

**TAYLOR MOTTER** SHORTSTOP



**BATS** Right      **BORN** 9/18/89 in West Palm Beach, FL  
**THROWS** Right      **RESIDES** Palm Beach Gardens, FL  
**HEIGHT** 6'1"      **SIGNING SCOUT** Brad Matthews  
**WEIGHT** 195      **ACQUIRED** Selected in the 17th round of the 2011 June Draft

**2011** Named to the Appalachian League All-Star Team.

| YEAR                       | CLUB          | AVG         | G         | AB         | R         | H         | 2B        | 3B       | HR       | RBI       | SH       | SF       | HB       | BB-I        | SO        | SB        | CS       | GDP      | SLG         | OBP         | E         |
|----------------------------|---------------|-------------|-----------|------------|-----------|-----------|-----------|----------|----------|-----------|----------|----------|----------|-------------|-----------|-----------|----------|----------|-------------|-------------|-----------|
| 2011                       | Princeton     | .323        | 46        | 158        | 37        | 51        | 13        | 0        | 4        | 23        | 0        | 3        | 1        | 33-0        | 26        | 22        | 2        | 4        | .481        | .436        | 14        |
|                            | Bowling Green | .182        | 3         | 11         | 1         | 2         | 0         | 0        | 1        | 3         | 0        | 0        | 0        | 1-0         | 4         | 1         | 0        | 0        | .455        | .250        | 0         |
| <b>Minor League Totals</b> |               | <b>.314</b> | <b>49</b> | <b>169</b> | <b>38</b> | <b>53</b> | <b>13</b> | <b>0</b> | <b>5</b> | <b>26</b> | <b>0</b> | <b>3</b> | <b>1</b> | <b>34-0</b> | <b>30</b> | <b>23</b> | <b>2</b> | <b>4</b> | <b>.479</b> | <b>.425</b> | <b>14</b> |

**CHRISTOPHER MURRILL** OUTFIELDER



**BATS** Left      **BORN** 6/5/88 in Mobile, AL  
**THROWS** Left      **RESIDES** Mobile, AL  
**HEIGHT** 6'2"      **SIGNING SCOUT** Rickey Drexler  
**WEIGHT** 190      **ACQUIRED** Selected in the 35th round of the 2009 June Draft

**2010** Named to the Midwest League midseason All-Star Team. **2009** Led the Renegades with a .306 batting avg., 3rd best in the Rays organization and tied for 6th in the New York-Penn League...his 29 steals ranked 3rd in the org. **PERSONAL** Drafted out of Nicholls State (Ala.) University.

| YEAR                       | CLUB          | AVG         | G          | AB         | R          | H          | 2B        | 3B       | HR       | RBI       | SH        | SF       | HB        | BB-I        | SO         | SB        | CS        | GDP      | SLG         | OBP         | E         |
|----------------------------|---------------|-------------|------------|------------|------------|------------|-----------|----------|----------|-----------|-----------|----------|-----------|-------------|------------|-----------|-----------|----------|-------------|-------------|-----------|
| 2009                       | Hudson Valley | .306        | 49         | 193        | 31         | 59         | 7         | 2        | 0        | 18        | 4         | 1        | 4         | 13-0        | 46         | 29        | 7         | 1        | .363        | .360        | 4         |
| 2010                       | Bowling Green | .292        | 70         | 277        | 47         | 81         | 11        | 3        | 2        | 22        | 6         | 2        | 5         | 21-0        | 59         | 28        | 7         | 2        | .375        | .351        | 4         |
|                            | Charlotte     | .226        | 45         | 168        | 18         | 38         | 2         | 0        | 0        | 11        | 4         | 2        | 0         | 11-0        | 45         | 9         | 3         | 3        | .238        | .271        | 1         |
| 2011                       | Charlotte     | .279        | 45         | 165        | 19         | 46         | 5         | 0        | 0        | 9         | 2         | 1        | 2         | 10-0        | 44         | 10        | 3         | 1        | .309        | .326        | 1         |
| <b>Minor League Totals</b> |               | <b>.279</b> | <b>209</b> | <b>803</b> | <b>115</b> | <b>224</b> | <b>25</b> | <b>5</b> | <b>2</b> | <b>60</b> | <b>16</b> | <b>6</b> | <b>11</b> | <b>55-0</b> | <b>194</b> | <b>76</b> | <b>20</b> | <b>7</b> | <b>.330</b> | <b>.331</b> | <b>10</b> |

ORGANIZATION  
COACHES & STAFF  
40-MAN ROSTER  
NON-ROSTER INVITES  
RECORDS & HISTORY  
YEARLY SUMMARIES  
OPPONENTS  
MINOR LEAGUE OPERATIONS  
Minor League Players  
BROADCAST INFORMATION  
TROPICANA FIELD & MISCELLANEOUS

**OMAR NARVAEZ** CATCHER

**BATS** Switch  
**THROWS** Right  
**HEIGHT** 5'10"  
**WEIGHT** 170

**BORN** 2/10/92 in Maracay, VEN  
**RESIDES** Maracay, VEN  
**SIGNING SCOUT** Ronnie Blanco  
**ACQUIRED** Signed as a free agent on July 4, 2008

| YEAR                       | CLUB     | AVG         | G          | AB         | R         | H          | 2B        | 3B       | HR       | RBI       | SH       | SF       | HB       | BB-I        | SO        | SB       | CS       | GDP       | SLG         | OBP         | E         |
|----------------------------|----------|-------------|------------|------------|-----------|------------|-----------|----------|----------|-----------|----------|----------|----------|-------------|-----------|----------|----------|-----------|-------------|-------------|-----------|
| 2009                       | VSL Rays | .315        | 47         | 165        | 23        | 52         | 7         | 3        | 0        | 27        | 2        | 1        | 2        | 19-0        | 13        | 4        | 4        | 1         | .394        | .390        | 6         |
| 2010                       | VSL Rays | .308        | 46         | 143        | 29        | 44         | 4         | 1        | 1        | 20        | 1        | 2        | 2        | 27-1        | 11        | 3        | 0        | 1         | .371        | .420        | 6         |
| 2011                       | GCL Rays | .221        | 47         | 140        | 11        | 31         | 4         | 0        | 0        | 15        | 1        | 1        | 1        | 16-1        | 16        | 1        | 1        | 8         | .250        | .304        | 1         |
| <b>Minor League Totals</b> |          | <b>.283</b> | <b>140</b> | <b>448</b> | <b>63</b> | <b>127</b> | <b>15</b> | <b>4</b> | <b>1</b> | <b>62</b> | <b>4</b> | <b>4</b> | <b>5</b> | <b>62-2</b> | <b>40</b> | <b>8</b> | <b>5</b> | <b>10</b> | <b>.342</b> | <b>.374</b> | <b>13</b> |

**JIMINSON NATERA** OUTFIELDER

**BATS** Switch  
**THROWS** Right  
**HEIGHT** 6'3"  
**WEIGHT** 175

**BORN** 4/10/92 in San Pedro de Macoris, DR  
**RESIDES** San Pedro de Macoris, DR  
**SIGNING SCOUT** Eddy Toledo  
**ACQUIRED** Signed as a free agent on May 29, 2010

| YEAR                       | CLUB     | AVG         | G          | AB         | R         | H         | 2B        | 3B        | HR       | RBI       | SH       | SF       | HB       | BB-I        | SO         | SB        | CS       | GDP      | SLG         | OBP         | E        |
|----------------------------|----------|-------------|------------|------------|-----------|-----------|-----------|-----------|----------|-----------|----------|----------|----------|-------------|------------|-----------|----------|----------|-------------|-------------|----------|
| 2010                       | DSL Rays | .229        | 72         | 249        | 35        | 57        | 13        | 7         | 2        | 34        | 1        | 0        | 3        | 36-1        | 67         | 14        | 4        | 2        | .361        | .333        | 9        |
| 2011                       | DSL Rays | .273        | 37         | 139        | 18        | 38        | 5         | 3         | 0        | 10        | 0        | 2        | 3        | 10-0        | 37         | 7         | 0        | 2        | .353        | .331        | 0        |
| <b>Minor League Totals</b> |          | <b>.245</b> | <b>109</b> | <b>388</b> | <b>53</b> | <b>95</b> | <b>18</b> | <b>10</b> | <b>2</b> | <b>44</b> | <b>1</b> | <b>2</b> | <b>6</b> | <b>46-1</b> | <b>104</b> | <b>21</b> | <b>4</b> | <b>4</b> | <b>.358</b> | <b>.333</b> | <b>9</b> |

**CARLOS NINA** RIGHT-HANDED PITCHER

**BATS** Right  
**THROWS** Right  
**HEIGHT** 6'3"  
**WEIGHT** 185

**BORN** 3/29/93 in San Pedro de Macoris, DR  
**RESIDES** San Pedro de Macoris, DR  
**SIGNING SCOUT** Eddy Toledo  
**ACQUIRED** Signed as a free agent on February 15, 2011

| YEAR | CLUB     | W | L | ERA   | G | GS | CG | SHO | SV | IP  | H | R  | ER | HR | HB | BB-I | SO | WP | BK |
|------|----------|---|---|-------|---|----|----|-----|----|-----|---|----|----|----|----|------|----|----|----|
| 2011 | DSL Rays | 0 | 1 | 45.00 | 4 | 0  | 0  | 0   | 0  | 2.0 | 3 | 11 | 10 | 0  | 1  | 12-0 | 1  | 7  | 0  |

**BRETT NOMMENSEN** OUTFIELDER

**BATS** Left  
**THROWS** Left  
**HEIGHT** 5'11"  
**WEIGHT** 190

**BORN** 10/6/86 in Chicago, IL  
**RESIDES** Fox River Grove, IL  
**SIGNING SCOUT** Tom Coustoun  
**ACQUIRED** Selected in the eighth round of the 2009 June Draft

**2011** Ranked 5th in the Florida State League with a .404 OBP. **2010** Led the Hot Rods with 10 home runs and 68 RBI.

**PERSONAL** Was a four-year starter in center field at Eastern Illinois University...hit .525 (53-for-101) as a senior with 11 HR, 27 RBI and 1.010 SLG despite missing 6 weeks with a wrist injury...was a *Baseball America* midseason All-American as a senior.

| YEAR                       | CLUB          | AVG         | G          | AB         | R          | H          | 2B        | 3B        | HR        | RBI        | SH       | SF        | HB        | BB-I         | SO         | SB        | CS        | GDP       | SLG         | OBP         | E        |
|----------------------------|---------------|-------------|------------|------------|------------|------------|-----------|-----------|-----------|------------|----------|-----------|-----------|--------------|------------|-----------|-----------|-----------|-------------|-------------|----------|
| 2009                       | Hudson Valley | .258        | 57         | 186        | 21         | 48         | 4         | 4         | 1         | 26         | 4        | 3         | 7         | 20-0         | 37         | 15        | 5         | 1         | .339        | .347        | 2        |
| 2010                       | Bowling Green | .263        | 109        | 395        | 55         | 104        | 19        | 4         | 10        | 68         | 0        | 2         | 8         | 53-1         | 65         | 35        | 10        | 7         | .408        | .360        | 3        |
| 2011                       | Charlotte     | .292        | 87         | 305        | 51         | 89         | 17        | 4         | 4         | 45         | 4        | 7         | 18        | 44-3         | 52         | 20        | 5         | 9         | .413        | .404        | 3        |
| <b>Minor League Totals</b> |               | <b>.272</b> | <b>257</b> | <b>901</b> | <b>128</b> | <b>245</b> | <b>40</b> | <b>12</b> | <b>15</b> | <b>140</b> | <b>8</b> | <b>12</b> | <b>33</b> | <b>117-4</b> | <b>154</b> | <b>70</b> | <b>20</b> | <b>17</b> | <b>.393</b> | <b>.371</b> | <b>8</b> |



**JUSTIN O'CONNOR** CATCHER

**BATS** Right  
**THROWS** Right  
**HEIGHT** 6'2"  
**WEIGHT** 190

**BORN** 3/31/92 in Indianapolis, IN  
**RESIDES** Muncie, IN  
**SIGNING SCOUT** James Bonnici  
**ACQUIRED** Selected in the first round (31st overall) in the 2010 June Draft



**2010** Named the Rays No. 8 prospect and the No. 3 prospect in the Gulf Coast League following the season.

**PERSONAL** Participated in the last two Rays Winter Development Programs at Tropicana Field in January, 2011 and 2012...was the first catcher ever taken by the Rays in the first round of the draft...ranked by *Baseball America* as the top high school catcher, No. 3 catcher overall and No. 24 prospect overall in the 2010 June Draft...was also rated by *BA* as the Best Arm among all high school position players...did not catch until his senior year at Cowan (Ind.) High School after playing most of his career as a shortstop, third baseman and pitcher...as a senior, hit .470 (31-for-66) with 8 HR, 40 RBI, 15 SB, 13 2B and 43 runs...committed to the University of Arkansas before signing with the Rays.

| YEAR                       | CLUB      | AVG         | G         | AB         | R         | H         | 2B        | 3B       | HR        | RBI       | SH       | SF       | HB       | BB-I        | SO         | SB       | CS       | GDP       | SLG         | OBP         | E         |
|----------------------------|-----------|-------------|-----------|------------|-----------|-----------|-----------|----------|-----------|-----------|----------|----------|----------|-------------|------------|----------|----------|-----------|-------------|-------------|-----------|
| 2010                       | GCL Rays  | .211        | 48        | 161        | 18        | 34        | 13        | 0        | 3         | 29        | 1        | 3        | 4        | 18-0        | 46         | 1        | 0        | 3         | .348        | .301        | 4         |
| 2011                       | Princeton | .157        | 48        | 178        | 18        | 28        | 8         | 0        | 9         | 29        | 0        | 1        | 1        | 17-0        | 78         | 4        | 1        | 7         | .354        | .234        | 9         |
| <b>Minor League Totals</b> |           | <b>.183</b> | <b>96</b> | <b>339</b> | <b>36</b> | <b>62</b> | <b>21</b> | <b>0</b> | <b>12</b> | <b>58</b> | <b>1</b> | <b>4</b> | <b>5</b> | <b>35-0</b> | <b>124</b> | <b>5</b> | <b>1</b> | <b>10</b> | <b>.351</b> | <b>.266</b> | <b>13</b> |

**SHAWN O'MALLEY** SECOND BASEMAN

**BATS** Right  
**THROWS** Right  
**HEIGHT** 5'11"  
**WEIGHT** 160

**BORN** 12/28/87 in Richland, WA  
**RESIDES** Kennewick, WA  
**SIGNING SCOUT** Paul Kirsch  
**ACQUIRED** Selected in the fifth round of the 2006 June Draft



**2010** Sidelined after only 44 games with Montgomery due to a right shoulder injury...played rehab stints with Charlotte and the GCL Rays after the All-Star break. **2009** Named the Best Base Runner in the Rays organization...finished the season with 40 stolen bases (2nd in the org. and 4th in the Florida State League) and led both the org. and the league with a .388 OBP...named to the FSL All-Star Team.

| YEAR                       | CLUB          | AVG         | G          | AB          | R          | H          | 2B        | 3B        | HR       | RBI        | SH        | SF       | HB        | BB-I         | SO         | SB         | CS        | GDP       | SLG         | OBP         | E         |
|----------------------------|---------------|-------------|------------|-------------|------------|------------|-----------|-----------|----------|------------|-----------|----------|-----------|--------------|------------|------------|-----------|-----------|-------------|-------------|-----------|
| 2006                       | Princeton     | .213        | 50         | 160         | 28         | 34         | 4         | 1         | 1        | 10         | 5         | 1        | 7         | 16-0         | 38         | 10         | 3         | 3         | .269        | .310        | 8         |
| 2007                       | Hudson Valley | .242        | 48         | 161         | 21         | 39         | 6         | 4         | 0        | 10         | 7         | 0        | 5         | 20-0         | 40         | 12         | 3         | 1         | .329        | .344        | 9         |
| 2008                       | Columbus      | .237        | 91         | 334         | 48         | 79         | 14        | 3         | 0        | 23         | 8         | 2        | 11        | 34-0         | 77         | 28         | 14        | 4         | .296        | .325        | 15        |
| 2009                       | Charlotte     | .268        | 103        | 366         | 73         | 98         | 9         | 2         | 1        | 27         | 6         | 2        | 15        | 58-1         | 80         | 40         | 14        | 4         | .311        | .388        | 16        |
| 2010                       | Montgomery    | .181        | 44         | 144         | 18         | 26         | 1         | 3         | 0        | 7          | 3         | 0        | 6         | 16-0         | 32         | 9          | 1         | 0         | .229        | .289        | 1         |
|                            | GCL Rays      | .375        | 2          | 8           | 1          | 3          | 0         | 0         | 0        | 1          | 0         | 1        | 1         | 0-0          | 0          | 2          | 0         | 0         | .375        | .400        | 0         |
|                            | Charlotte     | .320        | 8          | 25          | 8          | 2          | 2         | 2         | 0        | 3          | 2         | 0        | 3         | 4-0          | 2          | 4          | 0         | 0         | .560        | .469        | 2         |
| 2011                       | Montgomery    | .276        | 79         | 308         | 55         | 85         | 8         | 5         | 1        | 23         | 7         | 1        | 4         | 42-2         | 58         | 24         | 13        | 2         | .344        | .369        | 11        |
| <b>Minor League Totals</b> |               | <b>.247</b> | <b>425</b> | <b>1506</b> | <b>252</b> | <b>372</b> | <b>44</b> | <b>20</b> | <b>3</b> | <b>104</b> | <b>38</b> | <b>7</b> | <b>53</b> | <b>190-3</b> | <b>327</b> | <b>129</b> | <b>48</b> | <b>14</b> | <b>.309</b> | <b>.350</b> | <b>62</b> |

**CARLOS ORASMA** LEFT-HANDED PITCHER

**BATS** Left  
**THROWS** Left  
**HEIGHT** 5'9"  
**WEIGHT** 155

**BORN** 12/13/91 in Maracay, VEN  
**RESIDES** Maracay, VEN  
**SIGNING SCOUT** Ronnie Blanco  
**ACQUIRED** Signed as a free agent on October 16, 2008



| YEAR                       | CLUB     | W        | L        | ERA         | G         | GS       | CG       | SHO      | SV       | IP           | H          | R         | ER        | HR        | HB        | BB-I        | SO       | WP        | BK       |
|----------------------------|----------|----------|----------|-------------|-----------|----------|----------|----------|----------|--------------|------------|-----------|-----------|-----------|-----------|-------------|----------|-----------|----------|
| 2009                       | VSL Rays | 2        | 0        | 3.86        | 6         | 0        | 0        | 0        | 0        | 16.1         | 15         | 8         | 7         | 2         | 1         | 3-0         | 19       | 3         | 1        |
| 2010                       | VSL Rays | 2        | 2        | 4.20        | 14        | 5        | 0        | 0        | 1        | 49.1         | 50         | 28        | 23        | 7         | 4         | 24-0        | 32       | 3         | 4        |
| 2011                       | VSL Rays | 4        | 1        | 4.93        | 13        | 0        | 0        | 0        | 1        | 34.2         | 47         | 28        | 19        | 4         | 7         | 7-0         | 20       | 4         | 0        |
| <b>Minor League Totals</b> |          | <b>8</b> | <b>3</b> | <b>4.40</b> | <b>33</b> | <b>5</b> | <b>0</b> | <b>0</b> | <b>2</b> | <b>100.1</b> | <b>112</b> | <b>64</b> | <b>49</b> | <b>13</b> | <b>12</b> | <b>34-0</b> | <b>7</b> | <b>10</b> | <b>5</b> |

ORGANIZATION  
COACHES & STAFF  
40-MAN ROSTER  
NON-ROSTER INVITES  
RECORDS & HISTORY  
YEARLY SUMMARIES  
OPPONENTS  
MINOR LEAGUE OPERATIONS  
Minor League Players  
BROADCAST INFORMATION  
TROPICANA FIELD & MISC.

**JAMES PADUCH** RIGHT-HANDED PITCHER

**BATS** Right  
**THROWS** Right  
**HEIGHT** 6'3"  
**WEIGHT** 200

**BORN** 11/2/82 in Chicago, IL  
**RESIDES** Elmwood Park, IL  
**SIGNING SCOUT** Ronnie Blanco  
**ACQUIRED** Signed as a free agent on June 3, 2011

| YEAR                       | CLUB             | W         | L         | ERA         | G         | GS        | CG       | SHO      | SV       | IP           | H          | R          | ER         | HR        | HB        | BB-I        | SO         | WP        | BK       |
|----------------------------|------------------|-----------|-----------|-------------|-----------|-----------|----------|----------|----------|--------------|------------|------------|------------|-----------|-----------|-------------|------------|-----------|----------|
| 2005                       | Sarasota         | 4         | 9         | 3.81        | 23        | 17        | 1        | 0        | 1        | 104.0        | 104        | 51         | 44         | 6         | 4         | 25-2        | 66         | 1         | 1        |
| 2006                       | Louisville       | 0         | 0         | 0.00        | 1         | 0         | 0        | 0        | 0        | 4.0          | 4          | 0          | 0          | 0         | 0         | 2-0         | 0          | 0         | 0        |
|                            | Sarasota         | 6         | 5         | 4.61        | 21        | 16        | 0        | 0        | 1        | 105.1        | 132        | 67         | 54         | 14        | 5         | 34-1        | 55         | 7         | 0        |
| 2007                       | Gary (IND)       | 3         | 5         | 5.23        | 12        | 11        | 0        | 0        | 0        | 63.2         | 67         | 41         | 37         | 6         | 2         | 34-0        | 29         | 2         | 0        |
|                            | Evansville (IND) | 0         | 3         | 4.37        | 5         | 5         | 0        | 0        | 0        | 22.2         | 33         | 12         | 11         | 2         | 4         | 9-0         | 20         | 1         | 0        |
| 2008                       | Rockford (IND)   | 3         | 6         | 5.07        | 12        | 12        | 2        | 0        | 0        | 71.0         | 76         | 46         | 40         | 12        | 3         | 34-0        | 59         | 4         | 3        |
|                            | Lincoln (IND)    | 1         | 1         | 3.12        | 5         | 2         | 0        | 0        | 1        | 17.1         | 14         | 6          | 6          | 1         | 0         | 4-0         | 10         | 0         | 0        |
| 2009                       | Lincoln (IND)    | 7         | 5         | 4.79        | 24        | 19        | 0        | 0        | 0        | 120.1        | 116        | 74         | 64         | 8         | 5         | 58-0        | 96         | 7         | 0        |
| 2010                       | Lincoln (IND)    | 9         | 6         | 4.65        | 23        | 22        | 0        | 0        | 0        | 120.0        | 143        | 71         | 62         | 8         | 8         | 63-1        | 118        | 26        | 1        |
| 2011                       | Durham           | 1         | 0         | 3.86        | 1         | 1         | 0        | 0        | 0        | 7.0          | 8          | 3          | 3          | 0         | 0         | 1-0         | 3          | 0         | 0        |
|                            | Montgomery       | 4         | 6         | 5.32        | 17        | 15        | 0        | 0        | 0        | 91.1         | 103        | 62         | 54         | 13        | 4         | 37-0        | 76         | 8         | 1        |
| <b>Minor League Totals</b> |                  | <b>15</b> | <b>20</b> | <b>4.48</b> | <b>63</b> | <b>49</b> | <b>1</b> | <b>0</b> | <b>2</b> | <b>311.2</b> | <b>351</b> | <b>183</b> | <b>155</b> | <b>33</b> | <b>13</b> | <b>99-3</b> | <b>200</b> | <b>16</b> | <b>2</b> |

**JOSE PAEZ** OUTFIELDER

**BATS** Switch  
**THROWS** Right  
**HEIGHT** 6'0"  
**WEIGHT** 155

**BORN** 8/11/93 in Barcelona, VEN  
**RESIDES** Barcelona, VEN  
**SIGNING SCOUT** Edgar Ramos/Marlon Roche/Ronnie Blanco  
**ACQUIRED** Signed as a free agent on November 4, 2009

| YEAR                       | CLUB     | AVG         | G         | AB         | R         | H         | 2B       | 3B       | HR       | RBI       | SH       | SF       | HB       | BB-I        | SO        | SB        | CS       | GDP      | SLG         | OBP         | E        |
|----------------------------|----------|-------------|-----------|------------|-----------|-----------|----------|----------|----------|-----------|----------|----------|----------|-------------|-----------|-----------|----------|----------|-------------|-------------|----------|
| 2010                       | VSL Rays | .174        | 45        | 155        | 25        | 27        | 1        | 3        | 0        | 11        | 1        | 0        | 3        | 21-0        | 42        | 14        | 8        | 3        | .219        | .285        | 5        |
| 2011                       | VSL Rays | .167        | 12        | 48         | 9         | 8         | 3        | 0        | 1        | 4         | 0        | 0        | 1        | 7-0         | 14        | 6         | 1        | 1        | .292        | .286        | 0        |
| <b>Minor League Totals</b> |          | <b>.172</b> | <b>57</b> | <b>203</b> | <b>34</b> | <b>35</b> | <b>4</b> | <b>3</b> | <b>1</b> | <b>15</b> | <b>1</b> | <b>0</b> | <b>4</b> | <b>28-0</b> | <b>56</b> | <b>20</b> | <b>9</b> | <b>4</b> | <b>.236</b> | <b>.285</b> | <b>5</b> |

**RUBEN PAREDES** RIGHT-HANDED PITCHER

**BATS** Right  
**THROWS** Right  
**HEIGHT** 6'1"  
**WEIGHT** 180

**BORN** 9/21/93 in Barquisimeto, VEN  
**RESIDES** Cabudare, DR  
**SIGNING SCOUT** Ronnie Blanco  
**ACQUIRED** Signed as a free agent on September 15, 2011

**JACOB PARTRIDGE** LEFT-HANDED PITCHER

**BATS** Left  
**THROWS** Left  
**HEIGHT** 6'3"  
**WEIGHT** 200

**BORN** 12/21/90 in Spokane, WA  
**RESIDES** Spokane, WA  
**SIGNING SCOUT** Paul Kirsch  
**ACQUIRED** Selected in the 18th round of the 2009 June Draft

**PERSONAL** Ranked as the No. 5 high school prospect out of Washington state in the 2009 June Draft by Rivals.com.

| YEAR                       | CLUB          | W        | L         | ERA         | G         | GS        | CG       | SHO      | SV       | IP           | H          | R         | ER        | HR        | HB       | BB-I        | SO         | WP       | BK       |
|----------------------------|---------------|----------|-----------|-------------|-----------|-----------|----------|----------|----------|--------------|------------|-----------|-----------|-----------|----------|-------------|------------|----------|----------|
| 2009                       | GCL Rays      | 0        | 2         | 1.75        | 11        | 7         | 1        | 0        | 0        | 36.0         | 26         | 8         | 7         | 0         | 0        | 13-1        | 39         | 0        | 0        |
| 2010                       | Princeton     | 4        | 3         | 3.23        | 13        | 9         | 0        | 0        | 0        | 53.0         | 56         | 24        | 19        | 6         | 3        | 19-0        | 42         | 4        | 1        |
| 2011                       | Hudson Valley | 3        | 6         | 3.89        | 15        | 15        | 0        | 0        | 0        | 74.0         | 81         | 45        | 32        | 6         | 1        | 23-0        | 57         | 4        | 0        |
| <b>Minor League Totals</b> |               | <b>7</b> | <b>11</b> | <b>3.20</b> | <b>39</b> | <b>31</b> | <b>1</b> | <b>0</b> | <b>0</b> | <b>163.0</b> | <b>163</b> | <b>77</b> | <b>58</b> | <b>12</b> | <b>4</b> | <b>55-1</b> | <b>138</b> | <b>8</b> | <b>1</b> |

**JAMES PATTERSON** LEFT-HANDED PITCHER

**BATS** Right  
**THROWS** Left  
**HEIGHT** 6'0"  
**WEIGHT** 190

**BORN** 2/9/89 in Chandler, AZ  
**RESIDES** Tempe, AZ  
**SIGNING SCOUT** Jayson Durocher  
**ACQUIRED** Selected in the 18th round of the 2010 June Draft



**PERSONAL** Drafted out of Arizona State University.

| YEAR                       | CLUB          | W         | L        | ERA         | G         | GS       | CG       | SHO      | SV       | IP           | H          | R         | ER        | HR        | HB       | BB-I        | SO         | WP        | BK       |
|----------------------------|---------------|-----------|----------|-------------|-----------|----------|----------|----------|----------|--------------|------------|-----------|-----------|-----------|----------|-------------|------------|-----------|----------|
| 2010                       | Hudson Valley | 3         | 3        | 2.55        | 9         | 6        | 0        | 0        | 0        | 35.1         | 25         | 10        | 10        | 2         | 4        | 8-0         | 28         | 1         | 0        |
| 2011                       | Bowling Green | 7         | 4        | 2.95        | 39        | 2        | 0        | 0        | 1        | 85.1         | 76         | 31        | 28        | 8         | 4        | 25-1        | 93         | 12        | 2        |
| <b>Minor League Totals</b> |               | <b>10</b> | <b>7</b> | <b>2.83</b> | <b>48</b> | <b>8</b> | <b>0</b> | <b>0</b> | <b>1</b> | <b>120.2</b> | <b>101</b> | <b>41</b> | <b>38</b> | <b>10</b> | <b>8</b> | <b>33-1</b> | <b>121</b> | <b>13</b> | <b>2</b> |

**EMMANUEL PAULINO** SHORTSTOP

**BATS** Right  
**THROWS** Right  
**HEIGHT** 6'1"  
**WEIGHT** 175

**BORN** 11/28/93 in Santo Domingo, DR  
**RESIDES** Santo Domingo, DR  
**SIGNING SCOUT** Eddy Toledo  
**ACQUIRED** Signed as a free agent on December 7, 2010



| YEAR | CLUB     | AVG  | G  | AB  | R  | H  | 2B | 3B | HR | RBI | SH | SF | HB | BB-I | SO | SB | CS | GDP | SLG  | OBP  | E  |
|------|----------|------|----|-----|----|----|----|----|----|-----|----|----|----|------|----|----|----|-----|------|------|----|
| 2011 | DSL Rays | .247 | 53 | 182 | 30 | 45 | 11 | 0  | 0  | 14  | 3  | 1  | 2  | 21-0 | 60 | 3  | 4  | 4   | .308 | .330 | 24 |

**FRANKLIN PAZ** OUTFIELDER

**BATS** Right  
**THROWS** Right  
**HEIGHT** 6'1"  
**WEIGHT** 165

**BORN** 5/7/91 in Maracaibo, VEN  
**RESIDES** Santa Rita, VEN  
**SIGNING SCOUT** Euclides Vargas/Ronnie Blanco  
**ACQUIRED** Signed as a free agent on May 22, 2009



| YEAR                       | CLUB     | AVG         | G          | AB         | R         | H          | 2B        | 3B       | HR        | RBI       | SH       | SF       | HB        | BB-I        | SO         | SB        | CS       | GDP       | SLG         | OBP         | E        |
|----------------------------|----------|-------------|------------|------------|-----------|------------|-----------|----------|-----------|-----------|----------|----------|-----------|-------------|------------|-----------|----------|-----------|-------------|-------------|----------|
| 2009                       | VSL Rays | .185        | 23         | 54         | 12        | 10         | 4         | 0        | 1         | 6         | 0        | 0        | 0         | 9-0         | 19         | 0         | 0        | 1         | .315        | .302        | 0        |
| 2010                       | VSL Rays | .286        | 62         | 220        | 42        | 63         | 14        | 5        | 4         | 47        | 1        | 0        | 5         | 29-0        | 45         | 16        | 4        | 5         | .450        | .382        | 1        |
| 2011                       | VSL Rays | .275        | 59         | 229        | 36        | 63         | 11        | 3        | 9         | 34        | 0        | 0        | 6         | 20-1        | 48         | 11        | 3        | 9         | .467        | .349        | 7        |
| <b>Minor League Totals</b> |          | <b>.270</b> | <b>144</b> | <b>503</b> | <b>90</b> | <b>136</b> | <b>29</b> | <b>8</b> | <b>14</b> | <b>87</b> | <b>1</b> | <b>0</b> | <b>11</b> | <b>58-1</b> | <b>112</b> | <b>27</b> | <b>7</b> | <b>15</b> | <b>.443</b> | <b>.358</b> | <b>8</b> |

**CESAR PEREZ** THIRD BASEMAN

**BATS** Right  
**THROWS** Right  
**HEIGHT** 6'2"  
**WEIGHT** 190

**BORN** 3/8/93 in Maracay, VEN  
**RESIDES** Maracay, VEN  
**SIGNING SCOUT** Marlon Roche/Ronnie Blanco  
**ACQUIRED** Signed as a free agent on July 2, 2009



| YEAR                       | CLUB     | AVG         | G         | AB         | R         | H         | 2B       | 3B       | HR       | RBI       | SH       | SF       | HB       | BB-I        | SO        | SB       | CS       | GDP      | SLG         | OBP         | E         |
|----------------------------|----------|-------------|-----------|------------|-----------|-----------|----------|----------|----------|-----------|----------|----------|----------|-------------|-----------|----------|----------|----------|-------------|-------------|-----------|
| 2010                       | GCL Rays | .174        | 43        | 144        | 15        | 25        | 4        | 0        | 1        | 11        | 2        | 2        | 1        | 17-0        | 33        | 0        | 2        | 6        | .222        | .262        | 9         |
| 2011                       | GCL Rays | .147        | 44        | 150        | 8         | 22        | 0        | 0        | 0        | 12        | 0        | 2        | 1        | 11-0        | 40        | 1        | 0        | 3        | .147        | .207        | 15        |
| <b>Minor League Totals</b> |          | <b>.160</b> | <b>87</b> | <b>294</b> | <b>23</b> | <b>47</b> | <b>4</b> | <b>0</b> | <b>1</b> | <b>23</b> | <b>2</b> | <b>4</b> | <b>2</b> | <b>28-0</b> | <b>73</b> | <b>1</b> | <b>2</b> | <b>9</b> | <b>.184</b> | <b>.235</b> | <b>24</b> |



DID YOU KNOW?

**RAYS SWITCH-HITTERS**

The Rays have had 19 switch-hitters in the club's history: Willy Aybar, Geoff Blum, Raul Casanova, Jose Cruz Jr., Elliot Johnson, David Lamb, Jose Lobaton, Felipe Lopez, Felix Martinez, Quinton McCracken, Dioner Navarro, Greg Norton, Fernando Perez, Tomas Perez, Kevin Stocker, Javier Valentin, Randy Winn, Gregg Zaun and Ben Zobrist.

ORGANIZATION  
COACHES & STAFF  
40-MAN ROSTER  
NON-ROSTER INVITES  
RECORDS & HISTORY  
YEARLY SUMMARIES  
OPPONENTS  
MINOR LEAGUE OPERATIONS  
Minor League Players  
BROADCAST INFORMATION  
TROPICANA FIELD & MISC.

**ROBBY PRICE** INFILDER

**BATS** Left      **BORN** 4/20/88 in Richland, WA  
**THROWS** Left      **RESIDES** Lawrence, KS  
**HEIGHT** 5'11"      **SIGNING SCOUT** Brian Hickman  
**WEIGHT** 185      **ACQUIRED** Selected in the 13th round of the 2010 June Draft

**2011** Led the Midwest League and all Rays minor leaguers with 86 walks. **2010** Led the New York-Penn League in on-base percentage, finishing with 15 HBP and a 36 walks in 57 games with Hudson Valley...was named a NYPL All-Star. **PERSONAL** Was drafted out of the University of Kansas, where his father, Ritch, is the head coach of the baseball team...brother Ritchie was drafted by the Mets in 2006 and is now the head coach at South Dakota State...brother Ryne was drafted by the Giants in 2008...was selected to the All-Big 12 First Team as a senior at Kansas.

| YEAR                       | CLUB          | AVG         | G          | AB         | R          | H          | 2B        | 3B       | HR       | RBI       | SH       | SF       | HB        | BB-I         | SO        | SB        | CS       | GDP      | SLG         | OBP         | E         |
|----------------------------|---------------|-------------|------------|------------|------------|------------|-----------|----------|----------|-----------|----------|----------|-----------|--------------|-----------|-----------|----------|----------|-------------|-------------|-----------|
| 2010                       | Hudson Valley | .294        | 57         | 194        | 36         | 57         | 17        | 1        | 2        | 23        | 3        | 2        | 15        | 36-1         | 25        | 13        | 1        | 1        | .423        | .437        | 6         |
| 2011                       | Bowling Green | .283        | 127        | 427        | 85         | 121        | 25        | 5        | 6        | 44        | 5        | 0        | 20        | 86-1         | 63        | 16        | 7        | 8        | .407        | .426        | 16        |
| <b>Minor League Totals</b> |               | <b>.287</b> | <b>184</b> | <b>621</b> | <b>121</b> | <b>178</b> | <b>42</b> | <b>6</b> | <b>8</b> | <b>67</b> | <b>8</b> | <b>2</b> | <b>35</b> | <b>122-2</b> | <b>88</b> | <b>29</b> | <b>8</b> | <b>9</b> | <b>.412</b> | <b>.429</b> | <b>22</b> |

**ZACHARY (ZACH) QUATE** RIGHT-HANDED PITCHER

**BATS** Right      **BORN** 9/12/87 in Raleigh, NC  
**THROWS** Right      **RESIDES** Wake Forest, NC  
**HEIGHT** 6'1"      **SIGNING SCOUT** Brad Matthews  
**WEIGHT** 200      **ACQUIRED** Selected in the 14th round of the 2009 June Draft

**2011** Tied with Bowling Green's Chris Rearick for the most saves among Rays minor leaguers with 20. **2010** Named Best Relief Pitcher by the Rays organization after going 2-2 with a 1.49 ERA and an organizational-high 25 saves while with Charlotte...ranked 3rd in the Florida State League in saves...*Baseball America* named him Best Reliever in the FSL in their Best Tools survey...held opponents to a .199 average...named to FSL midseason and postseason All-Star teams. **2009** Allowed 1 ER in 18 appearances (26-IP) for the Renegades...went a perfect 13-for-13 save opportunities, good for 2nd-most saves in the New York-Penn League. **PERSONAL** Drafted out of Appalachian State University...recorded 11 saves his senior year to set a new school record.

| YEAR                       | CLUB          | W        | L        | ERA         | G          | GS       | CG       | SHO      | SV        | IP           | H          | R         | ER        | HR       | HB       | BB-I        | SO         | WP        | BK       |
|----------------------------|---------------|----------|----------|-------------|------------|----------|----------|----------|-----------|--------------|------------|-----------|-----------|----------|----------|-------------|------------|-----------|----------|
| 2009                       | Hudson Valley | 1        | 0        | 0.35        | 18         | 0        | 0        | 0        | 13        | 26.0         | 15         | 2         | 1         | 0        | 1        | 4-1         | 34         | 1         | 0        |
| 2010                       | Charlotte     | 2        | 2        | 1.49        | 49         | 0        | 0        | 0        | 25        | 72.1         | 51         | 12        | 12        | 2        | 1        | 18-4        | 90         | 5         | 0        |
| 2011                       | Montgomery    | 4        | 6        | 4.68        | 49         | 0        | 0        | 0        | 20        | 57.2         | 65         | 31        | 30        | 5        | 2        | 20-2        | 39         | 5         | 0        |
| <b>Minor League Totals</b> |               | <b>7</b> | <b>8</b> | <b>2.48</b> | <b>116</b> | <b>0</b> | <b>0</b> | <b>0</b> | <b>58</b> | <b>156.0</b> | <b>131</b> | <b>45</b> | <b>43</b> | <b>7</b> | <b>4</b> | <b>42-7</b> | <b>163</b> | <b>11</b> | <b>0</b> |

**JUNIEL QUERECUTO** SHORTSTOP

**BATS** Switch      **BORN** 9/19/92 in Barquisimeto, VEN  
**THROWS** Right      **RESIDES** Bobare, VEN  
**HEIGHT** 5'9"      **SIGNING SCOUT** Euclides Vargas/Ronnie Blanco  
**WEIGHT** 155      **ACQUIRED** Signed as a free agent on July 2, 2009

| YEAR                       | CLUB          | AVG         | G          | AB         | R         | H          | 2B        | 3B       | HR       | RBI       | SH       | SF       | HB       | BB-I        | SO        | SB        | CS       | GDP       | SLG         | OBP         | E         |
|----------------------------|---------------|-------------|------------|------------|-----------|------------|-----------|----------|----------|-----------|----------|----------|----------|-------------|-----------|-----------|----------|-----------|-------------|-------------|-----------|
| 2010                       | GCL Rays      | .251        | 46         | 167        | 20        | 42         | 4         | 1        | 0        | 11        | 4        | 1        | 3        | 13-0        | 26        | 11        | 2        | 7         | .287        | .315        | 13        |
| 2011                       | Hudson Valley | .241        | 70         | 274        | 36        | 66         | 11        | 3        | 0        | 24        | 4        | 3        | 1        | 20-0        | 45        | 8         | 3        | 5         | .303        | .292        | 26        |
| <b>Minor League Totals</b> |               | <b>.245</b> | <b>116</b> | <b>441</b> | <b>56</b> | <b>108</b> | <b>15</b> | <b>4</b> | <b>0</b> | <b>35</b> | <b>8</b> | <b>4</b> | <b>4</b> | <b>33-0</b> | <b>71</b> | <b>19</b> | <b>5</b> | <b>12</b> | <b>.297</b> | <b>.301</b> | <b>39</b> |



DID YOU KNOW?

**HOME RUN BALLS AUTOGRAPHED**

Once again, any fan retrieving a Rays home run ball at Tropicana Field during the regular season can get it autographed by the player who hit it before leaving the ballpark. No other major league team boasts that feature.

**EDUAR QUIÑONEZ** RIGHT-HANDED PITCHER



**BATS** Right  
**THROWS** Right  
**HEIGHT** 6'3"  
**WEIGHT** 190

**BORN** 8/9/89 in San Felipe, VEN  
**RESIDES** San Felipe, VEN  
**SIGNING SCOUT** Ronnie Blanco  
**ACQUIRED** Signed as a free agent on March 8, 2007

| YEAR                       | CLUB          | W        | L         | ERA         | G         | GS        | CG       | SHO      | SV       | IP           | H          | R          | ER         | HR        | HB        | BB-I        | SO         | WP        | BK       |
|----------------------------|---------------|----------|-----------|-------------|-----------|-----------|----------|----------|----------|--------------|------------|------------|------------|-----------|-----------|-------------|------------|-----------|----------|
| 2007                       | VSL Rays/Reds | 0        | 4         | 9.69        | 16        | 2         | 0        | 0        | 1        | 26.0         | 37         | 34         | 28         | 2         | 6         | 16-0        | 15         | 10        | 0        |
| 2008                       | VSL Rays      | 2        | 1         | 3.80        | 13        | 6         | 0        | 0        | 0        | 45.0         | 44         | 25         | 19         | 4         | 5         | 18-0        | 33         | 3         | 0        |
| 2009                       | VSL Rays      | 2        | 6         | 6.10        | 14        | 12        | 0        | 0        | 0        | 48.2         | 56         | 43         | 33         | 4         | 3         | 20-0        | 24         | 14        | 1        |
| 2010                       | GCL Rays      | 2        | 4         | 3.99        | 12        | 9         | 0        | 0        | 0        | 49.2         | 58         | 24         | 22         | 2         | 1         | 15-0        | 43         | 11        | 0        |
| 2011                       | Princeton     | 1        | 5         | 6.61        | 12        | 12        | 0        | 0        | 0        | 47.2         | 47         | 39         | 35         | 8         | 4         | 26-0        | 24         | 7         | 0        |
| <b>Minor League Totals</b> |               | <b>7</b> | <b>20</b> | <b>5.68</b> | <b>67</b> | <b>41</b> | <b>0</b> | <b>0</b> | <b>1</b> | <b>217.0</b> | <b>242</b> | <b>165</b> | <b>137</b> | <b>20</b> | <b>19</b> | <b>95-0</b> | <b>139</b> | <b>45</b> | <b>1</b> |

**JONATHAN QUIÑONEZ** OUTFIELDER



**BATS** Right  
**THROWS** Right  
**HEIGHT** 6'1"  
**WEIGHT** 185

**BORN** 11/27/90 in Barinas, VEN  
**RESIDES** Barinas, VEN  
**SIGNING SCOUT** Ronnie Blanco  
**ACQUIRED** Signed as a free agent on April 18, 2008

| YEAR                       | CLUB     | AVG         | G          | AB         | R          | H          | 2B        | 3B        | HR        | RBI        | SH       | SF       | HB        | BB-I        | SO        | SB        | CS        | GDP       | SLG         | OBP         | E         |
|----------------------------|----------|-------------|------------|------------|------------|------------|-----------|-----------|-----------|------------|----------|----------|-----------|-------------|-----------|-----------|-----------|-----------|-------------|-------------|-----------|
| 2008                       | VSL Rays | .263        | 59         | 228        | 33         | 60         | 10        | 2         | 9         | 41         | 1        | 3        | 10        | 5-0         | 29        | 4         | 2         | 5         | .443        | .305        | 9         |
| 2009                       | VSL Rays | .232        | 25         | 99         | 19         | 23         | 7         | 2         | 2         | 13         | 0        | 0        | 5         | 9-1         | 18        | 6         | 3         | 1         | .404        | .327        | 7         |
|                            | DSL Rays | .800        | 3          | 5          | 5          | 4          | 0         | 0         | 1         | 1          | 0        | 0        | 0         | 3-0         | 0         | 1         | 0         | 0         | .400        | .875        | 1         |
| 2010                       | VSL Rays | .290        | 62         | 210        | 38         | 61         | 8         | 4         | 6         | 41         | 2        | 4        | 10        | 20-0        | 19        | 7         | 3         | 1         | .452        | .373        | 6         |
| 2011                       | GCL Rays | .293        | 40         | 123        | 18         | 36         | 2         | 2         | 1         | 18         | 3        | 2        | 3         | 12-0        | 22        | 11        | 2         | 3         | .366        | .364        | 8         |
| <b>Minor League Totals</b> |          | <b>.280</b> | <b>202</b> | <b>711</b> | <b>122</b> | <b>199</b> | <b>31</b> | <b>10</b> | <b>20</b> | <b>118</b> | <b>6</b> | <b>9</b> | <b>31</b> | <b>52-1</b> | <b>88</b> | <b>31</b> | <b>11</b> | <b>12</b> | <b>.436</b> | <b>.351</b> | <b>31</b> |

**ROLMAN RAMIREZ** OUTFIELDER



**BATS** Right  
**THROWS** Right  
**HEIGHT** 6'0"  
**WEIGHT** 174

**BORN** 1/9/92 in Montecristi, DR  
**RESIDES** Montecristi, DR  
**SIGNING SCOUT** Eddy Toledo  
**ACQUIRED** Signed as a free agent on December 13, 2011

**MATTHEW RAMSEY** RIGHT-HANDED PITCHER



**BATS** Right  
**THROWS** Right  
**HEIGHT** 5'11"  
**WEIGHT** 205

**BORN** 9/24/89 in Oak Ridge, TN  
**RESIDES** Lenoir City, TN  
**SIGNING SCOUT** Milt Hill  
**ACQUIRED** Signed as a free agent on August 13, 2011

**CHRISTOPHER REARICK** LEFT-HANDED PITCHER



**BATS** Left  
**THROWS** Left  
**HEIGHT** 6'3"  
**WEIGHT** 175

**BORN** 12/5/87 in Savannah, GA  
**RESIDES** Pooler, GA  
**SIGNING SCOUT** Milt Hill  
**ACQUIRED** Selected in the 41st round of the 2010 June Draft

**2011** Was named Rays Reliever of the Year...tied with Montgomery's Zach Quate for the most saves among Rays minor leaguers with 20...named to the Midwest League postseason All-Star Team.

| YEAR                       | CLUB          | W         | L        | ERA         | G         | GS       | CG       | SHO      | SV        | IP           | H          | R         | ER        | HR       | HB        | BB-I        | SO         | WP        | BK       |
|----------------------------|---------------|-----------|----------|-------------|-----------|----------|----------|----------|-----------|--------------|------------|-----------|-----------|----------|-----------|-------------|------------|-----------|----------|
| 2010                       | Princeton     | 3         | 1        | 4.72        | 13        | 1        | 0        | 0        | 0         | 40.0         | 59         | 25        | 21        | 0        | 4         | 7-0         | 29         | 5         | 0        |
| 2011                       | Bowling Green | 7         | 2        | 1.66        | 50        | 0        | 0        | 0        | 20        | 81.1         | 49         | 18        | 15        | 3        | 7         | 16-0        | 89         | 6         | 1        |
| <b>Minor League Totals</b> |               | <b>10</b> | <b>3</b> | <b>2.67</b> | <b>63</b> | <b>1</b> | <b>0</b> | <b>0</b> | <b>20</b> | <b>121.1</b> | <b>108</b> | <b>43</b> | <b>36</b> | <b>3</b> | <b>11</b> | <b>23-0</b> | <b>118</b> | <b>11</b> | <b>1</b> |

ORGANIZATION  
COACHES & STAFF  
40-MAN ROSTER  
NON-ROSTER INVITES  
RECORDS & HISTORY  
YEARLY SUMMARIES  
OPPONENTS  
MINOR LEAGUE OPERATIONS  
Minor League Players  
BROADCAST INFORMATION  
TROPICANA FIELD & MISC.

**LEONARDO REGINATTO** THIRD BASEMAN

**BATS** Right  
**THROWS** Right  
**HEIGHT** 6'2"  
**WEIGHT** 180

**BORN** 4/10/90 in Curitiba, BRZ  
**RESIDES** Curitiba, BRZ  
**SIGNING SCOUT** Adriano de Souza/Carlos Alfonso/Andres Reiner  
**ACQUIRED** Signed as a free agent on February 2, 2009

**PERSONAL** Was the first player signed out of Brazil by the Rays.

| YEAR                       | CLUB          | AVG         | G          | AB         | R         | H          | 2B        | 3B       | HR       | RBI       | SH       | SF       | HB        | BB-I        | SO        | SB        | CS        | GDP      | SLG         | OBP         | E         |
|----------------------------|---------------|-------------|------------|------------|-----------|------------|-----------|----------|----------|-----------|----------|----------|-----------|-------------|-----------|-----------|-----------|----------|-------------|-------------|-----------|
| 2009                       | VSL Rays      | .328        | 54         | 186        | 31        | 61         | 7         | 2        | 1        | 29        | 4        | 5        | 6         | 9-0         | 14        | 2         | 5         | 3        | .403        | .369        | 23        |
| 2010                       | Princeton     | .279        | 16         | 61         | 4         | 17         | 4         | 0        | 0        | 4         | 0        | 0        | 0         | 4-0         | 8         | 2         | 2         | 0        | .344        | .323        | 8         |
| 2011                       | Hudson Valley | .198        | 63         | 207        | 20        | 41         | 5         | 0        | 2        | 17        | 2        | 1        | 4         | 12-0        | 47        | 11        | 3         | 5        | .254        | .251        | 11        |
| <b>Minor League Totals</b> |               | <b>.262</b> | <b>133</b> | <b>454</b> | <b>55</b> | <b>119</b> | <b>16</b> | <b>2</b> | <b>3</b> | <b>50</b> | <b>6</b> | <b>6</b> | <b>10</b> | <b>25-0</b> | <b>69</b> | <b>15</b> | <b>10</b> | <b>8</b> | <b>.326</b> | <b>.311</b> | <b>42</b> |

**KEIVERSON REYES** INFIELDER

**BATS** Right  
**THROWS** Right  
**HEIGHT** 5'9"  
**WEIGHT** 150

**BORN** 9/9/83 in Guarenas, VEN  
**RESIDES** Guarenas, VEN  
**SIGNING SCOUT** Ronnie Blanco  
**ACQUIRED** Signed as a free agent on December 17, 2008

| YEAR                       | CLUB     | AVG         | G          | AB         | R         | H         | 2B        | 3B       | HR       | RBI       | SH       | SF       | HB        | BB-I        | SO        | SB       | CS        | GDP      | SLG         | OBP         | E         |
|----------------------------|----------|-------------|------------|------------|-----------|-----------|-----------|----------|----------|-----------|----------|----------|-----------|-------------|-----------|----------|-----------|----------|-------------|-------------|-----------|
| 2009                       | VSL Rays | .241        | 43         | 116        | 25        | 28        | 7         | 0        | 4        | 16        | 1        | 1        | 5         | 15-0        | 33        | 4        | 2         | 0        | .405        | .350        | 15        |
| 2010                       | VSL Rays | .194        | 18         | 31         | 6         | 6         | 0         | 0        | 1        | 4         | 0        | 1        | 1         | 7-0         | 4         | 2        | 3         | 1        | .290        | .350        | 3         |
| 2011                       | VSL Rays | .227        | 51         | 154        | 28        | 35        | 5         | 1        | 3        | 21        | 1        | 1        | 11        | 14-0        | 23        | 3        | 9         | 1        | .331        | .333        | 13        |
| <b>Minor League Totals</b> |          | <b>.229</b> | <b>112</b> | <b>301</b> | <b>59</b> | <b>69</b> | <b>12</b> | <b>1</b> | <b>8</b> | <b>41</b> | <b>2</b> | <b>3</b> | <b>17</b> | <b>36-0</b> | <b>60</b> | <b>9</b> | <b>14</b> | <b>2</b> | <b>.355</b> | <b>.342</b> | <b>31</b> |

**MATT RICE** CATCHER

**BATS** Right  
**THROWS** Right  
**HEIGHT** 6'2"  
**WEIGHT** 185

**BORN** 5/8/89 in Johnson City, TN  
**RESIDES** Johnson City, TN  
**SIGNING SCOUT** James Bonnici  
**ACQUIRED** Selected in the ninth round of the 2011 June Draft

**PERSONAL** Finished his career at Western Kentucky as the school's all-time leader in hits and RBI.

| YEAR | CLUB          | AVG  | G  | AB  | R  | H  | 2B | 3B | HR | RBI | SH | SF | HB | BB-I | SO | SB | CS | GDP | SLG  | OBP  | E |
|------|---------------|------|----|-----|----|----|----|----|----|-----|----|----|----|------|----|----|----|-----|------|------|---|
| 2011 | Hudson Valley | .286 | 54 | 192 | 25 | 55 | 7  | 0  | 3  | 21  | 0  | 1  | 6  | 22-0 | 39 | 5  | 2  | 2   | .370 | .376 | 2 |

**CHARLES (C.J.) RIEFENHAUSER** LEFT-HANDED PITCHER

**BATS** Left  
**THROWS** Left  
**HEIGHT** 5'11"  
**WEIGHT** 185

**BORN** 1/30/90 in Yonkers, NY  
**RESIDES** Mahopac, NY  
**SIGNING SCOUT** Milt Hill  
**ACQUIRED** Selected in the 20th round of the 2010 June Draft

**2011** Led Bowling Green with a 2.31 ERA...was the only Hot Rods player to be named to both the midseason and post-season Midwest League All-Star teams.

| YEAR                       | CLUB          | W        | L        | ERA         | G         | GS        | CG       | SHO      | SV       | IP           | H          | R         | ER        | HR        | HB       | BB-I        | SO         | WP       | BK       |
|----------------------------|---------------|----------|----------|-------------|-----------|-----------|----------|----------|----------|--------------|------------|-----------|-----------|-----------|----------|-------------|------------|----------|----------|
| 2010                       | Princeton     | 1        | 0        | 2.84        | 11        | 0         | 0        | 0        | 1        | 19.0         | 14         | 6         | 6         | 1         | 0        | 6-0         | 16         | 1        | 0        |
|                            | Bowling Green | 1        | 0        | 1.00        | 2         | 2         | 0        | 0        | 0        | 9.0          | 7          | 1         | 1         | 0         | 0        | 1-0         | 4          | 0        | 0        |
| 2011                       | Bowling Green | 6        | 5        | 2.31        | 18        | 18        | 1        | 1        | 0        | 101.1        | 77         | 32        | 26        | 7         | 2        | 25-0        | 99         | 2        | 1        |
|                            | Charlotte     | 1        | 3        | 4.14        | 8         | 7         | 0        | 0        | 0        | 37.0         | 35         | 21        | 17        | 3         | 1        | 11-0        | 24         | 2        | 0        |
| <b>Minor League Totals</b> |               | <b>9</b> | <b>8</b> | <b>2.71</b> | <b>39</b> | <b>27</b> | <b>1</b> | <b>1</b> | <b>1</b> | <b>166.1</b> | <b>133</b> | <b>60</b> | <b>50</b> | <b>11</b> | <b>3</b> | <b>43-0</b> | <b>143</b> | <b>5</b> | <b>1</b> |

**BROHIGLYN RIVERO** RIGHT-HANDED PITCHER

BATS Right  
THROWS Right  
HEIGHT 6'3"  
WEIGHT 185

BORN 5/3/93 in Puerto Cabello, VEN  
RESIDES Puerto Cabello, VEN  
SIGNING SCOUT Ronnie Blanco  
ACQUIRED Signed as a free agent on August 25, 2010



| YEAR | CLUB     | W | L | ERA  | G  | GS | CG | SHO | SV | IP   | H  | R  | ER | HR | HB | BB-I | SO | WP | BK |
|------|----------|---|---|------|----|----|----|-----|----|------|----|----|----|----|----|------|----|----|----|
| 2011 | VSL Rays | 1 | 2 | 7.52 | 11 | 7  | 0  | 0   | 0  | 20.1 | 18 | 29 | 17 | 1  | 5  | 21-0 | 7  | 15 | 1  |

**FELIPE RIVERO** LEFT-HANDED PITCHER

BATS Left  
THROWS Left  
HEIGHT 6'0"  
WEIGHT 150

BORN 7/5/91 in San Felipe, VEN  
RESIDES San Felipe, VEN  
SIGNING SCOUT Ronnie Blanco  
ACQUIRED Signed as a free agent on July 30, 2008



| YEAR                       | CLUB      | W         | L         | ERA         | G         | GS        | CG       | SHO      | SV       | IP           | H          | R         | ER        | HR       | HB        | BB-I        | SO         | WP       | BK       |
|----------------------------|-----------|-----------|-----------|-------------|-----------|-----------|----------|----------|----------|--------------|------------|-----------|-----------|----------|-----------|-------------|------------|----------|----------|
| 2009                       | VSL Rays  | 6         | 4         | 3.74        | 16        | 0         | 0        | 0        | 1        | 33.2         | 38         | 24        | 14        | 0        | 3         | 12-0        | 25         | 2        | 1        |
| 2010                       | VSL Rays  | 3         | 3         | 2.09        | 14        | 9         | 0        | 0        | 2        | 51.2         | 46         | 20        | 12        | 1        | 4         | 10-0        | 44         | 1        | 0        |
| 2011                       | Princeton | 3         | 3         | 4.62        | 14        | 12        | 0        | 0        | 0        | 60.1         | 64         | 36        | 31        | 7        | 6         | 13-0        | 57         | 0        | 1        |
| <b>Minor League Totals</b> |           | <b>12</b> | <b>10</b> | <b>3.52</b> | <b>44</b> | <b>21</b> | <b>0</b> | <b>0</b> | <b>3</b> | <b>145.2</b> | <b>148</b> | <b>80</b> | <b>57</b> | <b>8</b> | <b>13</b> | <b>35-0</b> | <b>126</b> | <b>3</b> | <b>2</b> |

**ABRAHAN RODRIGUEZ** RIGHT-HANDED PITCHER

BATS Right  
THROWS Right  
HEIGHT 6'2"  
WEIGHT 180

BORN 4/20/95 in Maracay, VEN  
RESIDES Valencia, VEN  
SIGNING SCOUT Ronnie Blanco  
ACQUIRED Signed as a free agent on July 7, 2011



**JORGE RODRIGUEZ** RIGHT-HANDED PITCHER

BATS Right  
THROWS Right  
HEIGHT 5'11"  
WEIGHT 185

BORN 12/15/91 in Montecristi, DR  
RESIDES Montecristi, DR  
SIGNING SCOUT Eddy Toledo  
ACQUIRED Signed as a free agent on October 26, 2010



| YEAR | CLUB     | W | L | ERA  | G  | GS | CG | SHO | SV | IP   | H  | R  | ER | HR | HB | BB-I | SO | WP | BK |
|------|----------|---|---|------|----|----|----|-----|----|------|----|----|----|----|----|------|----|----|----|
| 2011 | DSL Rays | 2 | 2 | 1.00 | 19 | 0  | 0  | 0   | 7  | 36.0 | 24 | 12 | 4  | 2  | 1  | 8-0  | 35 | 1  | 1  |

**JUNIOR RODRIGUEZ** INFIELDER

BATS Right  
THROWS Right  
HEIGHT 6'3"  
WEIGHT 220

BORN 1/24/88 in La Habana, CUB  
RESIDES Miami, FL  
SIGNING SCOUT Evan Brannon  
ACQUIRED Signed as a free agent on July 26, 2010



| YEAR                       | CLUB          | AVG         | G         | AB         | R         | H         | 2B       | 3B       | HR       | RBI       | SH       | SF       | HB       | BB-I        | SO        | SB       | CS       | GDP      | SLG         | OBP         | E        |
|----------------------------|---------------|-------------|-----------|------------|-----------|-----------|----------|----------|----------|-----------|----------|----------|----------|-------------|-----------|----------|----------|----------|-------------|-------------|----------|
| 2010                       | Hudson Valley | .208        | 12        | 24         | 4         | 5         | 1        | 0        | 1        | 4         | 0        | 0        | 0        | 4-0         | 11        | 0        | 0        | 0        | .375        | .321        | 0        |
| 2011                       | Princeton     | .280        | 33        | 100        | 16        | 28        | 7        | 0        | 6        | 14        | 0        | 2        | 1        | 15-0        | 28        | 0        | 0        | 6        | .530        | .373        | 1        |
| <b>Minor League Totals</b> |               | <b>.266</b> | <b>45</b> | <b>124</b> | <b>20</b> | <b>33</b> | <b>8</b> | <b>0</b> | <b>7</b> | <b>18</b> | <b>0</b> | <b>2</b> | <b>1</b> | <b>19-0</b> | <b>39</b> | <b>0</b> | <b>0</b> | <b>6</b> | <b>.500</b> | <b>.363</b> | <b>1</b> |

ORGANIZATION COACHES & STAFF 40-MAN ROSTER NON-ROSTER INVITES RECORDS & HISTORY YEARLY SUMMARIES OPPONENTS MINOR LEAGUE OPERATIONS Minor League Players BROADCAST INFORMATION TROPICANA FIELD & MISC.

**CODY ROGERS** OUTFIELDER

**BATS** Left      **BORN** 9/13/88 in Longview, TX  
**THROWS** Right      **RESIDES** White Oak, TX  
**HEIGHT** 6'2"      **SIGNING SCOUT** Pat Murphy  
**WEIGHT** 175      **ACQUIRED** Selected in the seventh round of the 2009 June Draft

**2011** Tied for the Midwest League lead with 11 triples. **2009** Selected to the Appalachian League All-Star Team and named Most Valuable Player for Princeton...led the team in home runs, triples and RBI...stole 14 bases in 15 attempts.

**PERSONAL** Participated in the Rays Winter Development Program at Tropicana Field in January.

| YEAR                       | CLUB          | AVG         | G          | AB         | R          | H          | 2B       | 3B        | HR        | RBI        | SH       | SF       | HB        | BB-I        | SO         | SB        | CS        | GDP      | SLG         | OBP         | E         |
|----------------------------|---------------|-------------|------------|------------|------------|------------|----------|-----------|-----------|------------|----------|----------|-----------|-------------|------------|-----------|-----------|----------|-------------|-------------|-----------|
| 2009                       | Princeton     | .303        | 52         | 198        | 33         | 60         | 7        | 6         | 6         | 37         | 0        | 2        | 0         | 20-0        | 54         | 14        | 1         | 0        | .490        | .364        | 5         |
| 2010                       | GCL Rays      | .250        | 9          | 24         | 3          | 6          | 1        | 1         | 1         | 5          | 0        | 0        | 2         | 4-0         | 1          | 1         | 0         | 0        | .500        | .400        | 1         |
|                            | Bowling Green | .196        | 34         | 138        | 25         | 27         | 2        | 2         | 7         | 20         | 1        | 1        | 4         | 17-0        | 39         | 8         | 2         | 1        | .391        | .300        | 0         |
| 2011                       | Bowling Green | .244        | 122        | 475        | 89         | 116        | 18       | 11        | 12        | 51         | 3        | 3        | 12        | 43-0        | 11         | 28        | 7         | 6        | .404        | .321        | 10        |
| <b>Minor League Totals</b> |               | <b>.250</b> | <b>217</b> | <b>835</b> | <b>150</b> | <b>209</b> | <b>2</b> | <b>20</b> | <b>26</b> | <b>113</b> | <b>4</b> | <b>6</b> | <b>18</b> | <b>84-0</b> | <b>205</b> | <b>51</b> | <b>10</b> | <b>7</b> | <b>.425</b> | <b>.330</b> | <b>16</b> |

**JOSE ROJAS** CATCHER

**BATS** Right      **BORN** 3/11/93 in Santo Domingo, DR  
**THROWS** Right      **RESIDES** Boca Chica, DR  
**HEIGHT** 6'0"      **SIGNING SCOUT** Eddy Toledo  
**WEIGHT** 175      **ACQUIRED** Signed as a free agent on February 22, 2011

| YEAR | CLUB     | AVG  | G  | AB | R | H | 2B | 3B | HR | RBI | SH | SF | HB | BB-I | SO | SB | CS | GDP | SLG  | OBP  | E |
|------|----------|------|----|----|---|---|----|----|----|-----|----|----|----|------|----|----|----|-----|------|------|---|
| 2011 | DSL Rays | .188 | 19 | 48 | 8 | 9 | 1  | 0  | 0  | 0   | 0  | 0  | 0  | 7-0  | 7  | 1  | 1  | 0   | .208 | .291 | 2 |

**ENNY ROMERO** LEFT-HANDED PITCHER

**BATS** Left      **BORN** 1/24/91 in Santo Domingo, DR  
**THROWS** Left      **RESIDES** Santo Domingo, DR  
**HEIGHT** 6'3"      **SIGNING SCOUT** Eddy Toledo  
**WEIGHT** 165      **ACQUIRED** Signed as a free agent on June 2, 2008

**2011** Was ranked by *Baseball America* as the No. 8 prospect in the Rays system entering 2012. **2010** Was named Most Valuable Player for Princeton...led the Appalachian League with a 1.95 ERA and ranked 3rd with 72 strikeouts.

**PERSONAL** Participated in the Rays Winter Development Program at Tropicana Field in January.

| YEAR                       | CLUB          | W         | L         | ERA         | G         | GS        | CG       | SHO      | SV       | IP           | H          | R          | ER        | HR        | HB        | BB-I         | SO         | WP        | BK       |
|----------------------------|---------------|-----------|-----------|-------------|-----------|-----------|----------|----------|----------|--------------|------------|------------|-----------|-----------|-----------|--------------|------------|-----------|----------|
| 2008                       | DSL Rays      | 1         | 0         | 2.76        | 10        | 0         | 0        | 0        | 0        | 16.1         | 11         | 9          | 5         | 0         | 3         | 8-0          | 20         | 1         | 0        |
| 2009                       | GCL Rays      | 2         | 4         | 4.81        | 11        | 4         | 0        | 0        | 0        | 39.1         | 38         | 25         | 21        | 2         | 3         | 21-0         | 33         | 6         | 1        |
| 2010                       | Princeton     | 4         | 1         | 1.95        | 13        | 13        | 0        | 0        | 0        | 69.1         | 51         | 15         | 15        | 2         | 6         | 14-0         | 72         | 4         | 3        |
|                            | Hudson Valley | 1         | 0         | 1.80        | 1         | 1         | 0        | 0        | 0        | 5.0          | 1          | 1          | 1         | 0         | 1         | 5-0          | 4          | 0         | 0        |
| 2011                       | Bowling Green | 5         | 5         | 4.26        | 26        | 26        | 0        | 0        | 0        | 114.0        | 104        | 67         | 54        | 9         | 4         | 68-0         | 140        | 14        | 3        |
| <b>Minor League Totals</b> |               | <b>13</b> | <b>10</b> | <b>3.54</b> | <b>61</b> | <b>44</b> | <b>0</b> | <b>0</b> | <b>0</b> | <b>244.0</b> | <b>205</b> | <b>117</b> | <b>96</b> | <b>13</b> | <b>17</b> | <b>116-0</b> | <b>369</b> | <b>25</b> | <b>7</b> |

**ADDERLY ROSA** SECOND BASEMAN

**BATS** Switch      **BORN** 7/4/91 in Santiago, DR  
**THROWS** Right      **RESIDES** Santiago, DR  
**HEIGHT** 6'0"      **SIGNING SCOUT** Andres Hiraldo/Eddy Toledo  
**WEIGHT** 165      **ACQUIRED** Signed as a free agent on February 24, 2009

**2011** Was named the DSL Rays team MVP after collecting a team-high 28 RBI, 45 walks and 16 stolen bases. **2010** Led the DSL Rays in walks and stolen bases.

| YEAR                       | CLUB     | AVG         | G          | AB         | R         | H          | 2B        | 3B       | HR       | RBI       | SH        | SF       | HB        | BB-I         | SO         | SB        | CS        | GDP      | SLG         | OBP         | E         |
|----------------------------|----------|-------------|------------|------------|-----------|------------|-----------|----------|----------|-----------|-----------|----------|-----------|--------------|------------|-----------|-----------|----------|-------------|-------------|-----------|
| 2009                       | DSL Rays | .243        | 37         | 111        | 25        | 27         | 3         | 1        | 0        | 10        | 3         | 0        | 6         | 31-0         | 20         | 11        | 6         | 0        | .288        | .432        | 11        |
| 2010                       | DSL Rays | .236        | 66         | 225        | 38        | 53         | 4         | 2        | 0        | 19        | 6         | 2        | 10        | 44-1         | 45         | 15        | 8         | 4        | .271        | .381        | 15        |
| 2011                       | DSL Rays | .269        | 64         | 212        | 34        | 57         | 12        | 3        | 2        | 28        | 7         | 3        | 2         | 45-0         | 40         | 16        | 9         | 1        | .382        | .397        | 8         |
| <b>Minor League Totals</b> |          | <b>.250</b> | <b>167</b> | <b>548</b> | <b>97</b> | <b>137</b> | <b>19</b> | <b>6</b> | <b>2</b> | <b>57</b> | <b>16</b> | <b>5</b> | <b>18</b> | <b>120-1</b> | <b>105</b> | <b>42</b> | <b>23</b> | <b>5</b> | <b>.318</b> | <b>.398</b> | <b>34</b> |



**GREGORY ROSAL** RIGHT-HANDED PITCHER



**BATS** Right  
**THROWS** Right  
**HEIGHT** 6'0"  
**WEIGHT** 190

**BORN** 9/24/92 in Carupano, VEN  
**RESIDES** Carupano, VEN  
**SIGNING SCOUT** Ronnie Blanco  
**ACQUIRED** Signed as a free agent on June 22, 2010

| YEAR                       | CLUB     | W        | L        | ERA         | G         | GS       | CG       | SHO      | SV       | IP          | H         | R         | ER        | HR       | HB       | BB-I        | SO        | WP       | BK       |
|----------------------------|----------|----------|----------|-------------|-----------|----------|----------|----------|----------|-------------|-----------|-----------|-----------|----------|----------|-------------|-----------|----------|----------|
| 2010                       | VSL Rays | 0        | 0        | 3.86        | 3         | 1        | 0        | 0        | 0        | 7.0         | 4         | 3         | 3         | 1        | 0        | 1-0         | 1         | 0        | 0        |
| 2011                       | VSL Rays | 1        | 4        | 2.73        | 18        | 0        | 0        | 0        | 3        | 26.1        | 25        | 14        | 8         | 0        | 3        | 12-1        | 16        | 3        | 1        |
| <b>Minor League Totals</b> |          | <b>1</b> | <b>4</b> | <b>2.97</b> | <b>21</b> | <b>1</b> | <b>0</b> | <b>0</b> | <b>3</b> | <b>33.1</b> | <b>29</b> | <b>17</b> | <b>11</b> | <b>1</b> | <b>3</b> | <b>13-1</b> | <b>17</b> | <b>3</b> | <b>1</b> |

**FRANCISCO ROSARIO** CATCHER



**BATS** Right  
**THROWS** Right  
**HEIGHT** 6'1"  
**WEIGHT** 175

**BORN** 1/26/91 in Santiago, DR  
**RESIDES** Santiago, DR  
**SIGNING SCOUT** Eddy Toledo  
**ACQUIRED** Signed as a free agent on June 2, 2010

| YEAR                       | CLUB     | AVG         | G         | AB         | R         | H         | 2B       | 3B       | HR       | RBI       | SH       | SF       | HB       | BB-I        | SO        | SB       | CS       | GDP      | SLG         | OBP         | E        |
|----------------------------|----------|-------------|-----------|------------|-----------|-----------|----------|----------|----------|-----------|----------|----------|----------|-------------|-----------|----------|----------|----------|-------------|-------------|----------|
| 2010                       | DSL Rays | .226        | 25        | 62         | 6         | 14        | 3        | 0        | 0        | 7         | 0        | 2        | 0        | 6-0         | 11        | 0        | 1        | 3        | .274        | .286        | 5        |
| 2011                       | DSL Rays | .265        | 28        | 68         | 8         | 18        | 4        | 0        | 0        | 11        | 1        | 1        | 1        | 9-0         | 8         | 0        | 0        | 0        | .324        | .354        | 3        |
| <b>Minor League Totals</b> |          | <b>.246</b> | <b>53</b> | <b>130</b> | <b>14</b> | <b>32</b> | <b>7</b> | <b>0</b> | <b>0</b> | <b>18</b> | <b>1</b> | <b>3</b> | <b>1</b> | <b>15-0</b> | <b>19</b> | <b>0</b> | <b>1</b> | <b>3</b> | <b>.300</b> | <b>.322</b> | <b>8</b> |

**LUIS RUIZ** RIGHT-HANDED PITCHER



**BATS** Right  
**THROWS** Right  
**HEIGHT** 6'0"  
**WEIGHT** 165

**BORN** 10/8/89 in La Romana, DR  
**RESIDES** La Romana, DR  
**SIGNING SCOUT** Eddy Toledo  
**ACQUIRED** Signed as a free agent on October 18, 2010

| YEAR                       | CLUB     | W        | L        | ERA         | G         | GS       | CG       | SHO      | SV       | IP          | H         | R         | ER        | HR       | HB       | BB-I        | SO        | WP       | BK       |
|----------------------------|----------|----------|----------|-------------|-----------|----------|----------|----------|----------|-------------|-----------|-----------|-----------|----------|----------|-------------|-----------|----------|----------|
| 2009                       | VSL Rays | 2        | 1        | 3.11        | 16        | 1        | 0        | 0        | 0        | 37.2        | 47        | 19        | 13        | 3        | 7        | 9-0         | 33        | 2        | 0        |
| 2010                       | VSL Rays | 0        | 1        | 10.97       | 3         | 2        | 0        | 0        | 0        | 10.2        | 17        | 13        | 13        | 1        | 0        | 5-0         | 13        | 0        | 0        |
| 2011                       | VSL Rays | 2        | 1        | 4.18        | 13        | 3        | 0        | 0        | 0        | 28.0        | 31        | 14        | 13        | 1        | 1        | 12-0        | 17        | 2        | 0        |
| <b>Minor League Totals</b> |          | <b>4</b> | <b>3</b> | <b>4.60</b> | <b>32</b> | <b>6</b> | <b>0</b> | <b>0</b> | <b>1</b> | <b>76.1</b> | <b>95</b> | <b>46</b> | <b>39</b> | <b>5</b> | <b>8</b> | <b>26-0</b> | <b>63</b> | <b>4</b> | <b>0</b> |

**WILMER SABALA** RIGHT-HANDED PITCHER



**BATS** Right  
**THROWS** Right  
**HEIGHT** 6'2"  
**WEIGHT** 185

**BORN** 12/22/91 in Macuto, VEN  
**RESIDES** Maracay, VEN  
**SIGNING SCOUT** Ronnie Blanco  
**ACQUIRED** Signed as a free agent on July 2, 2008

| YEAR                       | CLUB     | W        | L        | ERA         | G         | GS       | CG       | SHO      | SV       | IP          | H         | R         | ER        | HR       | HB       | BB-I        | SO        | WP       | BK       |
|----------------------------|----------|----------|----------|-------------|-----------|----------|----------|----------|----------|-------------|-----------|-----------|-----------|----------|----------|-------------|-----------|----------|----------|
| 2009                       | VSL Rays | 2        | 1        | 3.11        | 16        | 1        | 0        | 0        | 0        | 37.2        | 47        | 19        | 13        | 3        | 7        | 9-0         | 33        | 2        | 0        |
| 2010                       | VSL Rays | 0        | 1        | 10.97       | 3         | 2        | 0        | 0        | 0        | 10.2        | 17        | 13        | 13        | 1        | 0        | 5-0         | 13        | 0        | 0        |
| 2011                       | VSL Rays | 2        | 1        | 4.18        | 13        | 3        | 0        | 0        | 0        | 28.0        | 31        | 14        | 13        | 1        | 1        | 12-0        | 17        | 2        | 0        |
| <b>Minor League Totals</b> |          | <b>4</b> | <b>3</b> | <b>4.60</b> | <b>32</b> | <b>6</b> | <b>0</b> | <b>0</b> | <b>1</b> | <b>76.1</b> | <b>95</b> | <b>46</b> | <b>39</b> | <b>5</b> | <b>8</b> | <b>26-0</b> | <b>63</b> | <b>4</b> | <b>0</b> |

**DANMAR SALAZAR** LEFT-HANDED PITCHER



**BATS** Left  
**THROWS** Left  
**HEIGHT** 6'2"  
**WEIGHT** 170

**BORN** 7/23/92 in Barquisimeto, VEN  
**RESIDES** Cabudare, VEN  
**SIGNING SCOUT** Euclides Vargas/Ronnie Blanco  
**ACQUIRED** Signed as a free agent on June 15, 2009

| YEAR                       | CLUB     | W        | L        | ERA         | G         | GS       | CG       | SHO      | SV       | IP          | H         | R         | ER        | HR       | HB       | BB-I        | SO        | WP       | BK       |
|----------------------------|----------|----------|----------|-------------|-----------|----------|----------|----------|----------|-------------|-----------|-----------|-----------|----------|----------|-------------|-----------|----------|----------|
| 2009                       | VSL Rays | 0        | 1        | 15.43       | 3         | 2        | 0        | 0        | 0        | 2.1         | 4         | 5         | 4         | 0        | 1        | 6-0         | 0         | 3        | 0        |
| 2010                       | VSL Rays | 2        | 3        | 2.50        | 12        | 7        | 0        | 0        | 0        | 36.0        | 34        | 20        | 10        | 1        | 1        | 16-1        | 3         | 0        | 0        |
| 2011                       | VSL Rays | 1        | 0        | 3.45        | 13        | 0        | 0        | 0        | 0        | 31.1        | 35        | 13        | 12        | 2        | 3        | 14-0        | 12        | 3        | 0        |
| <b>Minor League Totals</b> |          | <b>3</b> | <b>4</b> | <b>3.36</b> | <b>28</b> | <b>9</b> | <b>0</b> | <b>0</b> | <b>0</b> | <b>69.2</b> | <b>73</b> | <b>38</b> | <b>26</b> | <b>3</b> | <b>5</b> | <b>36-1</b> | <b>31</b> | <b>6</b> | <b>0</b> |

**JOSH SALE** OUTFIELDER

**BATS** Left      **BORN** 7/5/91 in Seattle, WA  
**THROWS** Right      **RESIDES** Seattle, WA  
**HEIGHT** 6'0"      **SIGNING SCOUT** Paul Kirsch  
**WEIGHT** 215      **ACQUIRED** Selected in the first round (17th overall) of the 2010 June Draft

**PERSONAL** Participated in the Rays Winter Development Program at Tropicana Field in January...ranked as the No. 6 prospect in the Rays system by *Baseball America* heading into the 2011 season...rated by *BA* as the best high school power hitter, the top corner outfielder, the No. 10 overall prospect, the No. 5 position player and the top high school outfield prospect in the draft...rated by *BA* as the top player in the draft out of Washington and was the highest drafted player from the state since Tim Lincecum (No. 10, Giants) and Travis Snider (No. 14, Blue Jays) in 2006...competed in amateur state golf tournaments and held a single-digit handicap before devoting his time to baseball...his father, Jesse, is Samoan and is a former champion drug-free power lifter...committed to Gonzaga University before signing with the Rays.

| YEAR | CLUB      | AVG  | G  | AB  | R  | H  | 2B | 3B | HR | RBI | SH | SF | HB | BB-I | SO | SB | CS | GDP | SLG  | OBP  | E |
|------|-----------|------|----|-----|----|----|----|----|----|-----|----|----|----|------|----|----|----|-----|------|------|---|
| 2011 | Princeton | .210 | 60 | 214 | 24 | 45 | 11 | 3  | 4  | 15  | 0  | 1  | 1  | 23-2 | 41 | 4  | 3  | 2   | .346 | .289 | 2 |

**EMEEL SALEM** OUTFIELDER

**BATS** Left      **BORN** 2/11/85 in Birmingham, AL  
**THROWS** Left      **RESIDES** Birmingham, AL  
**HEIGHT** 6'1"      **SIGNING SCOUT** Milt Hill  
**WEIGHT** 175      **ACQUIRED** Selected in the sixth round of the 2007 June Draft

**2011** Missed the entire season while recovering from right knee surgery. **2010** Led Montgomery in hits, runs and stolen bases...was a Southern League midseason All-Star. **2008** Underwent elbow surgery on May 20 from Dr. James Andrews after injuring the elbow on May 14...led the minors with 25 steals at the time of the injury...was still named a South Atlantic League midseason All-Star and won Rays Player of the Month honors for April. **2007** Was named Renegades Player of the Year after leading the team in batting, triples and stolen bases. **PERSONAL** Hit .351 with 7 HR as a senior at the University of Alabama...played for the Cotuit Kettleers of the Cape Cod League in 2005...his father, Emeel Sr., was drafted by the Cubs out of high school, but opted to sign with South Alabama where he played for Eddie Stanky.

| YEAR                       | CLUB                   | AVG         | G          | AB          | R          | H          | 2B        | 3B        | HR       | RBI       | SH        | SF       | HB        | BB-I         | SO         | SB         | CS        | GDP       | SLG         | OBP         | E        |
|----------------------------|------------------------|-------------|------------|-------------|------------|------------|-----------|-----------|----------|-----------|-----------|----------|-----------|--------------|------------|------------|-----------|-----------|-------------|-------------|----------|
| 2007                       | Hudson Valley          | .311        | 58         | 225         | 41         | 70         | 11        | 7         | 1        | 23        | 2         | 2        | 4         | 24-0         | 27         | 28         | 8         | 0         | .436        | .384        | 3        |
| 2008                       | Columbus               | .301        | 38         | 153         | 24         | 46         | 4         | 3         | 0        | 7         | 2         | 1        | 0         | 14-0         | 18         | 25         | 5         | 5         | .366        | .357        | 0        |
| 2009                       | Charlotte              | .255        | 99         | 357         | 54         | 91         | 12        | 7         | 0        | 22        | 6         | 2        | 3         | 36-0         | 36         | 24         | 9         | 6         | .328        | .327        | 2        |
| 2010                       | Montgomery             | .262        | 128        | 519         | 72         | 136        | 22        | 7         | 4        | 42        | 9         | 1        | 8         | 49-0         | 65         | 23         | 11        | 9         | .355        | .334        | 2        |
|                            | Durham                 | .182        | 3          | 11          | 1          | 2          | 2         | 0         | 0        | 1         | 0         | 0        | 0         | 0-0          | 3          | 0          | 0         | 0         | .364        | .182        | 0        |
| 2011                       | Injured – Did Not Play |             |            |             |            |            |           |           |          |           |           |          |           |              |            |            |           |           |             |             |          |
| <b>Minor League Totals</b> |                        | <b>.273</b> | <b>326</b> | <b>1265</b> | <b>192</b> | <b>345</b> | <b>51</b> | <b>24</b> | <b>5</b> | <b>95</b> | <b>19</b> | <b>6</b> | <b>15</b> | <b>123-0</b> | <b>149</b> | <b>100</b> | <b>33</b> | <b>20</b> | <b>.363</b> | <b>.343</b> | <b>7</b> |

**YERWIN SANCHEZ** RIGHT-HANDED PITCHER

**BATS** Right      **BORN** 5/5/93 in San Felix, VEN  
**THROWS** Right      **RESIDES** San Felix, VEN  
**HEIGHT** 6'1"      **SIGNING SCOUT** Mario Gonzalez/Ronnie Blanco  
**WEIGHT** 220      **ACQUIRED** Signed as a free agent on July 21, 2009

| YEAR                       | CLUB     | W        | L        | ERA         | G         | GS        | CG       | SHO      | SV       | IP          | H         | R         | ER        | HR       | HB        | BB-I        | SO        | WP        | BK       |
|----------------------------|----------|----------|----------|-------------|-----------|-----------|----------|----------|----------|-------------|-----------|-----------|-----------|----------|-----------|-------------|-----------|-----------|----------|
| 2010                       | VSL Rays | 5        | 0        | 3.38        | 14        | 2         | 0        | 0        | 0        | 29.1        | 27        | 16        | 11        | 3        | 1         | 14-1        | 15        | 2         | 0        |
| 2011                       | VSL Rays | 0        | 1        | 5.12        | 13        | 9         | 0        | 0        | 0        | 31.2        | 19        | 19        | 18        | 2        | 15        | 29-0        | 13        | 13        | 0        |
| <b>Minor League Totals</b> |          | <b>5</b> | <b>1</b> | <b>4.28</b> | <b>27</b> | <b>11</b> | <b>0</b> | <b>0</b> | <b>0</b> | <b>61.0</b> | <b>46</b> | <b>35</b> | <b>29</b> | <b>5</b> | <b>16</b> | <b>43-0</b> | <b>28</b> | <b>15</b> | <b>0</b> |

**ANTHONY SCELFO** INFILDER | OUTFIELDER



**BATS** Left      **BORN** 9/19/86 in West Monroe, LA  
**THROWS** Right      **RESIDES** Ruston, LA  
**HEIGHT** 5'10"      **SIGNING SCOUT** Rickey Drexler  
**WEIGHT** 195      **ACQUIRED** Selected in the eighth round of the 2008 June Draft

**2009** Led Bowling Green in runs and walks. **2008** Named to the New York-Penn League All-Star Team...led the league in triples. **PERSONAL** Hit .322 (74-for-230) with 72 R, 12 HR, 54 RBI, .453 OBP and .578 SLG for Tulane in 2008...the only two-sport athlete on the Tulane baseball team, he spent two seasons as quarterback of the football team...as a sophomore in 2007 he played in all 12 games as QB and started the final 9 contests, leading the Green Wave with 1,396 yards and six touchdowns on 111-of-205 passing.

| YEAR                       | CLUB          | AVG         | G          | AB          | R          | H          | 2B        | 3B        | HR        | RBI        | SH       | SF        | HB        | BB-I         | SO         | SB        | CS        | GDP       | SLG         | OBP         | E         |
|----------------------------|---------------|-------------|------------|-------------|------------|------------|-----------|-----------|-----------|------------|----------|-----------|-----------|--------------|------------|-----------|-----------|-----------|-------------|-------------|-----------|
| 2008                       | Hudson Valley | .281        | 61         | 221         | 32         | 62         | 11        | 8         | 4         | 24         | 2        | 1         | 2         | 25-1         | 66         | 11        | 8         | 2         | .457        | .357        | 5         |
| 2009                       | Bowling Green | .244        | 125        | 484         | 61         | 118        | 18        | 5         | 8         | 52         | 3        | 6         | 6         | 41-0         | 106        | 12        | 11        | 8         | .351        | .307        | 6         |
| 2010                       | Charlotte     | .240        | 82         | 271         | 33         | 65         | 25        | 4         | 4         | 30         | 1        | 3         | 1         | 25-2         | 68         | 3         | 3         | 6         | .369        | .303        | 14        |
| 2011                       | Charlotte     | .253        | 112        | 399         | 39         | 101        | 17        | 3         | 3         | 44         | 3        | 2         | 3         | 37-2         | 92         | 15        | 4         | 11        | .333        | .320        | 12        |
| <b>Minor League Totals</b> |               | <b>.252</b> | <b>380</b> | <b>1375</b> | <b>165</b> | <b>346</b> | <b>61</b> | <b>20</b> | <b>19</b> | <b>150</b> | <b>9</b> | <b>12</b> | <b>12</b> | <b>128-5</b> | <b>332</b> | <b>41</b> | <b>26</b> | <b>27</b> | <b>.367</b> | <b>.318</b> | <b>37</b> |

**NEIL SCHENK** LEFT-HANDED PITCHER



**BATS** Left      **BORN** 6/17/86 in New Orleans, LA  
**THROWS** Left      **RESIDES** Memphis, TN  
**HEIGHT** 6'4"      **SIGNING SCOUT** Rickey Drexler  
**WEIGHT** 220      **ACQUIRED** Selected in the 23th round of the 2008 June Draft

**2010** Named to the Florida State League midseason All-Star Team...his 11.44 SO/9 IP (67.2-IP, 86-SO) ranked 2nd among FSL relievers...posted 1.72 ERA in 12 appearances with the Peoria Saguaros in the Arizona Fall League. **PERSONAL** Named to the 2008 Conference USA All-Academic Baseball Team while pitching for the Memphis Tigers.

| YEAR                       | CLUB          | W         | L         | ERA         | G          | GS       | CG       | SHO      | SV       | IP           | H          | R          | ER        | HR        | HB       | BB-I         | SO         | WP        | BK       |
|----------------------------|---------------|-----------|-----------|-------------|------------|----------|----------|----------|----------|--------------|------------|------------|-----------|-----------|----------|--------------|------------|-----------|----------|
| 2008                       | Hudson Valley | 2         | 2         | 2.84        | 20         | 0        | 0        | 0        | 1        | 38.0         | 32         | 13         | 12        | 2         | 1        | 11-3         | 53         | 5         | 0        |
| 2009                       | Bowling Green | 6         | 4         | 4.46        | 39         | 2        | 0        | 0        | 0        | 74.2         | 88         | 46         | 37        | 6         | 3        | 22-1         | 72         | 7         | 0        |
| 2010                       | Charlotte     | 5         | 2         | 2.79        | 44         | 0        | 0        | 0        | 0        | 67.2         | 67         | 24         | 21        | 2         | 0        | 25-1         | 86         | 5         | 0        |
| 2011                       | Montgomery    | 1         | 2         | 3.76        | 46         | 0        | 0        | 2        | 2        | 67.0         | 55         | 42         | 28        | 5         | 2        | 43-2         | 49         | 7         | 2        |
| <b>Minor League Totals</b> |               | <b>14</b> | <b>10</b> | <b>3.57</b> | <b>149</b> | <b>2</b> | <b>0</b> | <b>0</b> | <b>3</b> | <b>247.1</b> | <b>242</b> | <b>125</b> | <b>98</b> | <b>15</b> | <b>6</b> | <b>101-7</b> | <b>260</b> | <b>24</b> | <b>2</b> |

**NICHOLAS SCHWANER** OUTFIELDER



**BATS** Left      **BORN** 2/27/88 in Slidell, LA  
**THROWS** Right      **RESIDES** Slidell, LA  
**HEIGHT** 6'1"      **SIGNING SCOUT** Rickey Drexler  
**WEIGHT** 220      **ACQUIRED** Selected in the 30th round of the 2010 June Draft

**2010** Led Hudson Valley in runs, hits, home runs, RBI and stolen bases. **PERSONAL** Drafted out of the University of New Orleans by the Giants in the 42nd round of the 2009 June Draft, but returned to University of New Orleans for the 2010 season...named All-District and All-Metro during senior year at Slidell (La.) High School.

| YEAR                       | CLUB          | AVG         | G          | AB         | R         | H          | 2B        | 3B       | HR        | RBI       | SH       | SF       | HB       | BB-I        | SO         | SB        | CS       | GDP       | SLG         | OBP         | E         |
|----------------------------|---------------|-------------|------------|------------|-----------|------------|-----------|----------|-----------|-----------|----------|----------|----------|-------------|------------|-----------|----------|-----------|-------------|-------------|-----------|
| 2010                       | Hudson Valley | .280        | 68         | 268        | 36        | 75         | 16        | 1        | 7         | 53        | 0        | 6        | 1        | 19-3        | 57         | 14        | 5        | 6         | .425        | .323        | 11        |
| 2011                       | Bowling Green | .229        | 117        | 420        | 43        | 96         | 20        | 5        | 8         | 44        | 0        | 3        | 3        | 23-2        | 85         | 8         | 4        | 6         | .357        | .272        | 0         |
| <b>Minor League Totals</b> |               | <b>.249</b> | <b>185</b> | <b>688</b> | <b>79</b> | <b>171</b> | <b>36</b> | <b>6</b> | <b>15</b> | <b>97</b> | <b>0</b> | <b>9</b> | <b>4</b> | <b>42-5</b> | <b>142</b> | <b>22</b> | <b>9</b> | <b>12</b> | <b>.384</b> | <b>.292</b> | <b>11</b> |



DID YOU KNOW?

**RAYS RECORDS ON HOLIDAYS**

|              |     |                  |      |
|--------------|-----|------------------|------|
| Opening Day  | 7-7 | Father's Day     | 7-7  |
| Mother's Day | 5-9 | Independence Day | 4-10 |
| Memorial Day | 3-8 | Labor Day        | 2-8  |

ORGANIZATION  
COACHES & STAFF  
40-MAN ROSTER  
NON-ROSTER INVITES  
RECORDS & HISTORY  
YEARLY SUMMARIES  
OPPONENTS  
MINOR LEAGUE OPERATIONS  
Minor League Players  
BROADCAST INFORMATION  
TROPICANA FIELD & MISC.

**ALEJANDRO SEGOVIA** CATCHER

**BATS** Right      **BORN** 4/27/90 in San Felipe, VEN  
**THROWS** Right      **RESIDES** Santa Teresa, VEN  
**HEIGHT** 6'0"      **SIGNING SCOUT** Ronnie Blanco  
**WEIGHT** 180      **ACQUIRED** Signed as free agent on July 3, 2007

**2009** Was named a VSL All-Star and led the VSL in hitting...finished 2nd in OBP and 3rd in SLG.

| YEAR                       | CLUB          | AVG         | G          | AB         | R         | H          | 2B        | 3B       | HR        | RBI       | SH       | SF       | HB        | BB-I        | SO        | SB       | CS       | GDP       | SLG         | OBP         | E         |
|----------------------------|---------------|-------------|------------|------------|-----------|------------|-----------|----------|-----------|-----------|----------|----------|-----------|-------------|-----------|----------|----------|-----------|-------------|-------------|-----------|
| 2008                       | VSL Rays      | .270        | 48         | 159        | 19        | 43         | 6         | 0        | 4         | 19        | 3        | 1        | 6         | 14-0        | 17        | 3        | 1        | 5         | .384        | .350        | 6         |
| 2009                       | VSL Rays      | .349        | 50         | 189        | 35        | 66         | 16        | 0        | 7         | 40        | 2        | 0        | 7         | 15-0        | 18        | 1        | 1        | 4         | .545        | .417        | 3         |
|                            | GCL Rays      | .188        | 23         | 69         | 3         | 13         | 5         | 0        | 0         | 9         | 0        | 2        | 5         | 6-0         | 6         | 0        | 1        | 1         | .261        | .293        | 1         |
| 2010                       | Princeton     | .268        | 34         | 112        | 10        | 30         | 7         | 0        | 0         | 10        | 0        | 1        | 1         | 1-0         | 19        | 1        | 0        | 3         | .330        | .278        | 7         |
| 2011                       | GCL Rays      | .071        | 5          | 14         | 2         | 1          | 1         | 0        | 0         | 0         | 0        | 0        | 0         | 1-0         | 3         | 0        | 0        | 2         | .143        | .133        | 0         |
|                            | Hudson Valley | .276        | 18         | 58         | 7         | 16         | 2         | 0        | 2         | 9         | 0        | 0        | 2         | 6-0         | 10        | 0        | 0        | 3         | .414        | .364        | 0         |
| <b>Minor League Totals</b> |               | <b>.281</b> | <b>178</b> | <b>601</b> | <b>76</b> | <b>169</b> | <b>37</b> | <b>0</b> | <b>13</b> | <b>87</b> | <b>5</b> | <b>4</b> | <b>21</b> | <b>43-0</b> | <b>73</b> | <b>5</b> | <b>3</b> | <b>18</b> | <b>.408</b> | <b>.348</b> | <b>16</b> |

**CAMERON SEITZER** FIRST BASEMAN

**BATS** Left      **BORN** 1/11/90 in Overland Park, KS  
**THROWS** Right      **RESIDES** Overland Park, KS  
**HEIGHT** 6'5"      **SIGNING SCOUT** Brian Hickman  
**WEIGHT** 220      **ACQUIRED** Selected in the 11th round of the 2011 June Draft

**PERSONAL** Drafted out of the University of Oklahoma...his father, Kevin Seitzer, played 12 seasons (1986-97) in the majors with the Royals, Brewers, A's and Indians, compiling a career .295 avg.

| YEAR | CLUB      | AVG  | G  | AB  | R  | H  | 2B | 3B | HR | RBI | SH | SF | HB | BB-I | SO | SB | CS | GDP | SLG  | OBP  | E |
|------|-----------|------|----|-----|----|----|----|----|----|-----|----|----|----|------|----|----|----|-----|------|------|---|
| 2011 | Princeton | .285 | 64 | 221 | 30 | 63 | 14 | 0  | 11 | 42  | 0  | 1  | 3  | 43-1 | 46 | 6  | 3  | 9   | .498 | .407 | 9 |

**GREGORY SEXTON** INFIELDER

**BATS** Right      **BORN** 2/8/85 in Norfolk, VA  
**THROWS** Right      **RESIDES** Suffolk, VA  
**HEIGHT** 6'2"      **SIGNING SCOUT** Doug Witt  
**WEIGHT** 205      **ACQUIRED** Selected in the 10th round of the 2007 June Draft

**2009** Was a Florida State League midseason All-Star. **2008** Ranked 3rd in the Rays system in RBI and 6th in batting.

**PERSONAL** Named the Colonial Athletic Association co-Player of the Year at William & Mary...his 95 hits as a senior broke the school's single-season hits record, but he was passed by fellow Rays farmhand Michael Sheridan (96) the next season...is the W&M career record holder for hits, doubles, games played and batting avg.

| YEAR                       | CLUB          | AVG         | G          | AB          | R          | H          | 2B        | 3B        | HR        | RBI        | SH        | SF        | HB        | BB-I         | SO         | SB        | CS        | GDP       | SLG         | OBP         | E         |
|----------------------------|---------------|-------------|------------|-------------|------------|------------|-----------|-----------|-----------|------------|-----------|-----------|-----------|--------------|------------|-----------|-----------|-----------|-------------|-------------|-----------|
| 2007                       | Hudson Valley | .256        | 57         | 215         | 28         | 55         | 6         | 2         | 4         | 27         | 0         | 3         | 6         | 15-1         | 27         | 3         | 3         | 5         | .358        | .318        | 12        |
| 2008                       | Columbus      | .294        | 124        | 490         | 64         | 144        | 32        | 3         | 7         | 87         | 0         | 6         | 6         | 23-0         | 73         | 3         | 7         | 19        | .414        | .330        | 20        |
| 2009                       | Charlotte     | .244        | 67         | 238         | 37         | 58         | 7         | 2         | 3         | 37         | 4         | 7         | 2         | 25-0         | 30         | 4         | 2         | 6         | .328        | .313        | 16        |
| 2010                       | Charlotte     | .272        | 93         | 356         | 37         | 97         | 14        | 1         | 2         | 38         | 2         | 3         | 7         | 34-2         | 62         | 5         | 4         | 7         | .334        | .345        | 20        |
|                            | Montgomery    | .212        | 33         | 113         | 11         | 24         | 8         | 0         | 1         | 13         | 0         | 0         | 2         | 19-0         | 21         | 0         | 2         | 2         | .310        | .336        | 4         |
| 2011                       | Charlotte     | .313        | 72         | 281         | 48         | 88         | 22        | 2         | 3         | 59         | 2         | 4         | 5         | 29-0         | 38         | 1         | 1         | 9         | .438        | .382        | 15        |
|                            | Montgomery    | .222        | 54         | 194         | 21         | 43         | 4         | 1         | 4         | 19         | 2         | 1         | 3         | 16-0         | 28         | 0         | 0         | 4         | .314        | .290        | 4         |
| <b>Minor League Totals</b> |               | <b>.270</b> | <b>500</b> | <b>1887</b> | <b>246</b> | <b>509</b> | <b>93</b> | <b>11</b> | <b>24</b> | <b>280</b> | <b>10</b> | <b>24</b> | <b>31</b> | <b>161-3</b> | <b>279</b> | <b>16</b> | <b>19</b> | <b>52</b> | <b>.369</b> | <b>.333</b> | <b>91</b> |

**JOHN SHELBY** OUTFIELDER

**BATS** Left  
**THROWS** Left  
**HEIGHT** 5'10"  
**WEIGHT** 195

**BORN** 8/6/85 in Baltimore, MD  
**RESIDES** Lexington, KY  
**SIGNING SCOUT** Keith Staab/Mike Shirley (White Sox)  
**ACQUIRED** From the Chicago White Sox in exchange for cash considerations on March 29, 2011



| YEAR                       | CLUB                 | AVG          | G          | AB          | R          | H          | 2B         | 3B        | HR        | RBI        | SH        | SF        | HB        | BB-I         | SO         | SB         | CS        | GDP       | SLG          | OBP          | E         |
|----------------------------|----------------------|--------------|------------|-------------|------------|------------|------------|-----------|-----------|------------|-----------|-----------|-----------|--------------|------------|------------|-----------|-----------|--------------|--------------|-----------|
| 2006                       | Great Falls          | .272         | 66         | 250         | 37         | 68         | 12         | 3         | 8         | 36         | 5         | 1         | 5         | 18-1         | 55         | 8          | 4         | 8         | .440         | .332         | 14        |
| 2007                       | Kannapolis           | .301         | 122        | 488         | 83         | 147        | 35         | 9         | 16        | 79         | 6         | 4         | 5         | 35-1         | 77         | 19         | 8         | 8         | .352         | .508         | 19        |
| 2008                       | Winston-Salem        | .295         | 114        | 447         | 81         | 132        | 37         | 7         | 15        | 80         | 5         | 4         | 4         | 22-1         | 95         | 33         | 5         | 7         | .510         | .331         | 3         |
| 2009                       | Birmingham           | .243         | 115        | 428         | 64         | 104        | 32         | 3         | 10        | 49         | 10        | 3         | 3         | 49-0         | 77         | 30         | 9         | 7         | .402         | .323         | 6         |
| 2010                       | Birmingham           | .249         | 111        | 395         | 63         | 99         | 18         | 7         | 11        | 43         | 10        | 5         | 3         | 24-2         | 111        | 15         | 9         | 5         | .239         | .412         | 5         |
| 2011                       | Montgomery<br>Durham | .248<br>.000 | 117<br>1   | 415<br>3    | 63<br>0    | 103<br>0   | 20<br>0    | 5<br>0    | 16<br>0   | 52<br>0    | 2<br>0    | 4<br>0    | 4<br>0    | 20-0<br>0-0  | 99<br>1    | 7<br>0     | 4<br>0    | 16<br>0   | .436<br>.000 | .287<br>.000 | 6<br>0    |
| <b>Minor League Totals</b> |                      | <b>.269</b>  | <b>646</b> | <b>2429</b> | <b>390</b> | <b>653</b> | <b>154</b> | <b>34</b> | <b>76</b> | <b>339</b> | <b>38</b> | <b>21</b> | <b>24</b> | <b>168-5</b> | <b>518</b> | <b>112</b> | <b>39</b> | <b>51</b> | <b>.320</b>  | <b>.454</b>  | <b>53</b> |

**MICHAEL SHERIDAN** FIRST BASEMAN

**BATS** Left  
**THROWS** Left  
**HEIGHT** 6'2"  
**WEIGHT** 205

**BORN** 8/8/87 in Washington, D.C.  
**RESIDES** Washington, D.C.  
**SIGNING SCOUT** Doug Witt  
**ACQUIRED** Selected in the fifth round of the 2008 June Draft



**2011** Named by *Baseball America* as the Best Defensive first baseman in the Florida State League. **2009** Led the Hot Rods in home runs. **PERSONAL** Hit .423 in 2008 with 15 HR, 72 RBI, 76 R, 26 2B, .744 SLG, 9 SB at William & Mary... his 96 hits broke the W&M single-season hits record previously set by fellow Rays farmhand Gregory Sexton (95) in 2007...established single-season school records for hits, runs, RBI and doubles.

| YEAR                       | CLUB          | AVG         | G          | AB          | R          | H          | 2B        | 3B        | HR        | RBI        | SH        | SF        | HB        | BB-I        | SO         | SB        | CS       | GDP       | SLG         | OBP         | E         |
|----------------------------|---------------|-------------|------------|-------------|------------|------------|-----------|-----------|-----------|------------|-----------|-----------|-----------|-------------|------------|-----------|----------|-----------|-------------|-------------|-----------|
| 2008                       | Hudson Valley | .321        | 31         | 78          | 14         | 25         | 5         | 2         | 0         | 5          | 0         | 0         | 0         | 4-0         | 12         | 1         | 0        | 0         | .436        | .354        | 1         |
| 2009                       | Bowling Green | .238        | 122        | 442         | 51         | 105        | 16        | 5         | 14        | 57         | 8         | 8         | 2         | 26-1        | 38         | 4         | 2        | 9         | .391        | .278        | 6         |
| 2010                       | Charlotte     | .250        | 112        | 408         | 39         | 102        | 17        | 3         | 3         | 42         | 7         | 4         | 4         | 38-2        | 39         | 3         | 2        | 8         | .328        | .317        | 6         |
| 2011                       | Charlotte     | .243        | 127        | 497         | 52         | 121        | 38        | 3         | 3         | 72         | 5         | 12        | 6         | 19-3        | 72         | 5         | 3        | 15        | .350        | .273        | 6         |
| <b>Minor League Totals</b> |               | <b>.248</b> | <b>392</b> | <b>1425</b> | <b>156</b> | <b>353</b> | <b>76</b> | <b>13</b> | <b>20</b> | <b>176</b> | <b>20</b> | <b>24</b> | <b>12</b> | <b>87-6</b> | <b>161</b> | <b>13</b> | <b>7</b> | <b>32</b> | <b>.361</b> | <b>.292</b> | <b>19</b> |

**TREVOR SHULL** RIGHT-HANDED PITCHER

**BATS** Right  
**THROWS** Right  
**HEIGHT** 6'4"  
**WEIGHT** 180

**BORN** 8/7/90 in Spokane, WA  
**RESIDES** Spokane Valley, WA  
**SIGNING SCOUT** Paul Kirsch  
**ACQUIRED** Selected in the 19th round of the 2008 June Draft



**2010** Missed the entire season after straining his right elbow in April...returned to pitch in the Instructional League in the fall.

| YEAR                       | CLUB          | W                      | L        | ERA         | G         | GS        | CG       | SHO      | SV       | IP           | H          | R         | ER        | HR       | HB        | BB-I        | SO        | WP        | BK       |  |
|----------------------------|---------------|------------------------|----------|-------------|-----------|-----------|----------|----------|----------|--------------|------------|-----------|-----------|----------|-----------|-------------|-----------|-----------|----------|--|
| 2008                       | Princeton     | 0                      | 0        | 9.90        | 7         | 0         | 0        | 0        | 0        | 10.0         | 13         | 11        | 11        | 1        | 2         | 8-0         | 6         | 5         | 1        |  |
| 2009                       | Princeton     | 4                      | 4        | 4.62        | 13        | 12        | 1        | 0        | 0        | 60.1         | 68         | 35        | 31        | 6        | 7         | 16-0        | 50        | 7         | 2        |  |
| 2010                       |               | Injured - Did Not Play |          |             |           |           |          |          |          |              |            |           |           |          |           |             |           |           |          |  |
| 2011                       | GCL Rays      | 1                      | 0        | 2.51        | 5         | 5         | 0        | 0        | 0        | 14.1         | 10         | 4         | 4         | 0        | 1         | 4-0         | 6         | 2         | 1        |  |
|                            | Hudson Valley | 0                      | 2        | 4.67        | 6         | 6         | 0        | 0        | 0        | 27.0         | 21         | 14        | 14        | 0        | 6         | 16-0        | 14        | 1         | 1        |  |
| <b>Minor League Totals</b> |               | <b>5</b>               | <b>6</b> | <b>4.84</b> | <b>31</b> | <b>23</b> | <b>1</b> | <b>0</b> | <b>0</b> | <b>111.2</b> | <b>112</b> | <b>64</b> | <b>60</b> | <b>7</b> | <b>16</b> | <b>44-0</b> | <b>76</b> | <b>15</b> | <b>5</b> |  |

ORGANIZATION  
COACHES & STAFF  
40-MAN ROSTER  
NON-ROSTER INVITES  
RECORDS & HISTORY  
YEARLY SUMMARIES  
OPPONENTS  
MINOR LEAGUE OPERATIONS  
Minor League Players  
BROADCAST INFORMATION  
TROPICANA FIELD & MISC.

**SCOTT SHUMAN** RIGHT-HANDED PITCHER

**BATS** Right  
**THROWS** Right  
**HEIGHT** 6'3"  
**WEIGHT** 220

**BORN** 3/28/88 in Valdosta, GA  
**RESIDES** Valdosta, GA  
**SIGNING SCOUT** Milt Hill  
**ACQUIRED** Selected in the 19th round of the 2009 June Draft

**2010** Led the Hot Rods with 14 saves...averaged 13.87 SO/9IP, highest in the Midwest League...held opponents to a .195 avg. (50-for-257), 2nd best in the league. **2009** Averaged 11.86 SO/9 IP. **PERSONAL** Drafted out of Auburn University.

| YEAR                       | CLUB           | W        | L        | ERA         | G         | GS       | CG       | SHO      | SV        | IP           | H         | R         | ER        | HR       | HB        | BB-I         | SO         | WP        | BK       |
|----------------------------|----------------|----------|----------|-------------|-----------|----------|----------|----------|-----------|--------------|-----------|-----------|-----------|----------|-----------|--------------|------------|-----------|----------|
| 2009                       | Princeton Rays | 0        | 0        | 0.82        | 10        | 0        | 0        | 0        | 3         | 22.0         | 18        | 4         | 2         | 0        | 3         | 9-0          | 29         | 3         | 0        |
| 2010                       | Bowling Green  | 4        | 5        | 3.01        | 46        | 0        | 0        | 0        | 14        | 71.2         | 50        | 29        | 24        | 5        | 3         | 38-0         | 111        | 5         | 1        |
|                            | Charlotte      | 0        | 0        | 0.00        | 1         | 0        | 0        | 0        | 0         | 2.1          | 0         | 0         | 0         | 0        | 1         | 2-0          | 3          | 0         | 0        |
| 2011                       | Charlotte      | 0        | 4        | 4.70        | 42        | 0        | 0        | 0        | 2         | 51.2         | 28        | 30        | 27        | 3        | 5         | 59-1         | 86         | 8         | 0        |
| <b>Minor League Totals</b> |                | <b>4</b> | <b>9</b> | <b>3.23</b> | <b>99</b> | <b>0</b> | <b>0</b> | <b>0</b> | <b>19</b> | <b>147.2</b> | <b>96</b> | <b>63</b> | <b>53</b> | <b>8</b> | <b>12</b> | <b>108-1</b> | <b>229</b> | <b>16</b> | <b>1</b> |

**PEDRO SILVESTRE** RIGHT-HANDED PITCHER

**BATS** Right  
**THROWS** Right  
**HEIGHT** 6'2"  
**WEIGHT** 185

**BORN** 10/23/89 in San Pedro de Macoris, DR  
**RESIDES** San Pedro de Macoris, DR  
**SIGNING SCOUT** Eddy Toledo  
**ACQUIRED** Signed as a free agent on November 26, 2008

**2010** Tied for first in GCL with 6 wins.

| YEAR                       | CLUB      | W         | L        | ERA         | G         | GS       | CG       | SHO      | SV       | IP           | H          | R         | ER        | HR        | HB        | BB-I        | SO        | WP        | BK       |
|----------------------------|-----------|-----------|----------|-------------|-----------|----------|----------|----------|----------|--------------|------------|-----------|-----------|-----------|-----------|-------------|-----------|-----------|----------|
| 2009                       | DSL Rays  | 3         | 2        | 4.99        | 23        | 0        | 0        | 0        | 2        | 48.2         | 60         | 35        | 27        | 2         | 7         | 31-0        | 30        | 9         | 1        |
| 2010                       | GCL Rays  | 6         | 0        | 2.29        | 13        | 5        | 0        | 0        | 1        | 51.0         | 49         | 16        | 13        | 2         | 6         | 15-1        | 32        | 5         | 0        |
| 2011                       | Princeton | 4         | 0        | 4.01        | 15        | 0        | 0        | 0        | 0        | 33.2         | 35         | 23        | 15        | 7         | 2         | 14-1        | 29        | 5         | 2        |
| <b>Minor League Totals</b> |           | <b>13</b> | <b>2</b> | <b>3.71</b> | <b>51</b> | <b>5</b> | <b>0</b> | <b>0</b> | <b>3</b> | <b>133.1</b> | <b>144</b> | <b>74</b> | <b>55</b> | <b>11</b> | <b>15</b> | <b>60-2</b> | <b>91</b> | <b>19</b> | <b>3</b> |

**ALEXANDER SIMON** THIRD BASEMAN

**BATS** Switch  
**THROWS** Right  
**HEIGHT** 6'2"  
**WEIGHT** 180

**BORN** 9/28/92 in La Romana, DR  
**RESIDES** La Romana, DR  
**SIGNING SCOUT** Eddy Toledo  
**ACQUIRED** Signed as a free agent on November 12, 2010

| YEAR | CLUB     | AVG  | G  | AB  | R  | H  | 2B | 3B | HR | RBI | SH | SF | HB | BB-I | SO | SB | CS | GDP | SLG  | OBP  | E  |
|------|----------|------|----|-----|----|----|----|----|----|-----|----|----|----|------|----|----|----|-----|------|------|----|
| 2011 | DSL Rays | .265 | 60 | 223 | 26 | 59 | 10 | 4  | 0  | 27  | 0  | 2  | 1  | 28-3 | 49 | 14 | 7  | 2   | .345 | .346 | 18 |

**GARRET SMITH** RIGHT-HANDED PITCHER

**BATS** Right  
**THROWS** Right  
**HEIGHT** 6'1"  
**WEIGHT** 205

**BORN** 10/17/88 in Sterling, MA  
**RESIDES** Sterling, MA  
**SIGNING SCOUT** Tim Alexander  
**ACQUIRED** Selected in the 20th round of the 2011 June Draft

| YEAR | CLUB      | W | L | ERA  | G  | GS | CG | SHO | SV | IP   | H | R | ER | HR | HB | BB-I | SO | WP | BK |
|------|-----------|---|---|------|----|----|----|-----|----|------|---|---|----|----|----|------|----|----|----|
| 2011 | Princeton | 0 | 0 | 0.82 | 10 | 0  | 0  | 0   | 4  | 11.0 | 8 | 1 | 1  | 0  | 0  | 5-0  | 5  | 2  | 0  |

**BLAKE SNELL** LEFT-HANDED PITCHER

**BATS** Left  
**THROWS** Left  
**HEIGHT** 6'4"  
**WEIGHT** 180

**BORN** 12/4/92 in Seattle, WA  
**RESIDES** Shoreline, WA  
**SIGNING SCOUT** Paul Kirsch  
**ACQUIRED** Selected in the first round (52nd overall) in the 2011 June Draft



**PERSONAL** Participated in the Rays Winter Development Program at Tropicana Field in January...was home-schooled until his senior year, when he had a 1.00 ERA and 118 strikeouts over 56 innings at Shorewood (Wa.) High School.

| YEAR | CLUB     | W | L | ERA  | G  | GS | CG | SHO | SV | IP   | H  | R | ER | HR | HB | BB-I | SO | WP | BK |
|------|----------|---|---|------|----|----|----|-----|----|------|----|---|----|----|----|------|----|----|----|
| 2011 | GCL Rays | 1 | 2 | 3.08 | 11 | 8  | 0  | 0   | 0  | 26.1 | 30 | 9 | 9  | 0  | 0  | 11-0 | 26 | 4  | 0  |

**ARIEL SORIANO** INFIELDER

**BATS** Right  
**THROWS** Right  
**HEIGHT** 5'11"  
**WEIGHT** 160

**BORN** 11/24/91 in La Romana, DR  
**RESIDES** La Romana, DR  
**SIGNING SCOUT** Daniel Santana/Eddy Toledo  
**ACQUIRED** Signed as a free agent on March 12, 2009



| YEAR                       | CLUB     | AVG         | G          | AB         | R         | H          | 2B        | 3B       | HR       | RBI       | SH       | SF       | HB        | BB-I        | SO        | SB        | CS        | GDP       | SLG         | OBP         | E         |
|----------------------------|----------|-------------|------------|------------|-----------|------------|-----------|----------|----------|-----------|----------|----------|-----------|-------------|-----------|-----------|-----------|-----------|-------------|-------------|-----------|
| 2009                       | DSL Rays | 1.000       | 1          | 1          | 1         | 1          | 0         | 0        | 0        | 0         | 0        | 0        | 1         | 0-0         | 0         | 0         | 0         | 0         | 1.000       | 1.000       | 0         |
| 2010                       | DSL Rays | .273        | 64         | 231        | 32        | 63         | 10        | 3        | 2        | 33        | 4        | 5        | 6         | 20-0        | 35        | 9         | 5         | 6         | .368        | .340        | 6         |
| 2011                       | GCL Rays | .220        | 53         | 191        | 24        | 42         | 11        | 2        | 3        | 22        | 2        | 1        | 4         | 14-1        | 26        | 10        | 5         | 7         | .346        | .286        | 19        |
| <b>Minor League Totals</b> |          | <b>.251</b> | <b>118</b> | <b>423</b> | <b>57</b> | <b>106</b> | <b>21</b> | <b>5</b> | <b>5</b> | <b>55</b> | <b>6</b> | <b>6</b> | <b>11</b> | <b>34-1</b> | <b>61</b> | <b>19</b> | <b>10</b> | <b>13</b> | <b>.359</b> | <b>.319</b> | <b>25</b> |

**DAURIS SORIANO** LEFT-HANDED PITCHER

**BATS** Left  
**THROWS** Left  
**HEIGHT** 6'1"  
**WEIGHT** 155

**BORN** 12/16/89 in Santo Domingo, DR  
**RESIDES** San Pedro de Macoris, DR  
**SIGNING SCOUT** Eddy Toledo  
**ACQUIRED** Signed as a free agent on June 12, 2010



| YEAR                       | CLUB     | W        | L        | ERA         | G         | GS       | CG       | SHO      | SV       | IP          | H         | R         | ER        | HR       | HB       | BB-I        | SO        | WP       | BK       |
|----------------------------|----------|----------|----------|-------------|-----------|----------|----------|----------|----------|-------------|-----------|-----------|-----------|----------|----------|-------------|-----------|----------|----------|
| 2010                       | DSL Rays | 0        | 0        | 6.10        | 9         | 0        | 0        | 0        | 0        | 10.1        | 15        | 13        | 7         | 2        | 2        | 7-0         | 9         | 4        | 0        |
| 2011                       | DSL Rays | 0        | 0        | 14.21       | 3         | 0        | 0        | 0        | 0        | 6.1         | 10        | 10        | 10        | 2        | 1        | 5-0         | 2         | 2        | 0        |
| <b>Minor League Totals</b> |          | <b>0</b> | <b>0</b> | <b>9.18</b> | <b>12</b> | <b>0</b> | <b>0</b> | <b>0</b> | <b>0</b> | <b>16.2</b> | <b>25</b> | <b>23</b> | <b>17</b> | <b>4</b> | <b>3</b> | <b>12-0</b> | <b>11</b> | <b>6</b> | <b>0</b> |

**MATTHEW SPANN** LEFT-HANDED PITCHER

**BATS** Switch  
**THROWS** Left  
**HEIGHT** 6'6"  
**WEIGHT** 185

**BORN** 2/17/91 in Columbia, TN  
**RESIDES** Columbia, TN  
**SIGNING SCOUT** Brad Matthews  
**ACQUIRED** Selected in the 25th round of the 2010 June Draft



**2011** Ranked 4th in the Appalachian League with a 3.13 ERA and tied a team high with 4 wins.

| YEAR                       | CLUB      | W        | L        | ERA         | G         | GS        | CG       | SHO      | SV       | IP          | H         | R         | ER        | HR       | HB       | BB-I        | SO        | WP       | BK       |
|----------------------------|-----------|----------|----------|-------------|-----------|-----------|----------|----------|----------|-------------|-----------|-----------|-----------|----------|----------|-------------|-----------|----------|----------|
| 2010                       | GCL Rays  | 1        | 1        | 1.48        | 10        | 1         | 0        | 0        | 0        | 24.1        | 22        | 4         | 4         | 1        | 0        | 4-0         | 22        | 2        | 0        |
| 2011                       | Princeton | 4        | 1        | 3.13        | 14        | 10        | 0        | 0        | 0        | 63.1        | 58        | 26        | 22        | 5        | 1        | 18-0        | 61        | 4        | 0        |
| <b>Minor League Totals</b> |           | <b>5</b> | <b>2</b> | <b>2.67</b> | <b>24</b> | <b>11</b> | <b>0</b> | <b>0</b> | <b>0</b> | <b>87.2</b> | <b>80</b> | <b>30</b> | <b>26</b> | <b>6</b> | <b>1</b> | <b>22-0</b> | <b>83</b> | <b>6</b> | <b>0</b> |

ORGANIZATION  
COACHES & STAFF  
40-MAN ROSTER  
NON-ROSTER INVITES  
RECORDS & HISTORY  
YEARLY SUMMARIES  
OPONENTS  
MINOR LEAGUE OPERATIONS  
Minor League Players  
BROADCAST INFORMATION  
TROPICANA FIELD & MISC.

**MATTHEW STABELFELD** LEFT-HANDED PITCHER

**BATS** Left  
**THROWS** Left  
**HEIGHT** 5'10"  
**WEIGHT** 185

**BORN** 8/21/86 in Modesto, CA  
**RESIDES** Turlock, CA  
**SIGNING SCOUT** Paul Kirsch  
**ACQUIRED** Selected in the 41st round of the 2009 June Draft

| YEAR                       | CLUB          | W        | L        | ERA         | G         | GS       | CG       | SHO      | SV       | IP           | H          | R         | ER        | HR       | HB        | BB-I        | SO         | WP        | BK       |
|----------------------------|---------------|----------|----------|-------------|-----------|----------|----------|----------|----------|--------------|------------|-----------|-----------|----------|-----------|-------------|------------|-----------|----------|
| 2009                       | Princeton     | 1        | 0        | 3.10        | 16        | 0        | 0        | 0        | 0        | 20.1         | 19         | 15        | 7         | 0        | 2         | 12-1        | 18         | 1         | 0        |
| 2010                       | Bowling Green | 4        | 1        | 4.75        | 37        | 0        | 0        | 0        | 0        | 60.2         | 61         | 35        | 32        | 6        | 4         | 26-1        | 42         | 7         | 1        |
| 2011                       | Bowling Green | 1        | 1        | 3.98        | 11        | 0        | 0        | 0        | 0        | 20.1         | 22         | 9         | 9         | 0        | 2         | 11-0        | 29         | 1         | 0        |
|                            | Charlotte     | 1        | 2        | 3.99        | 29        | 1        | 0        | 0        | 1        | 49.2         | 46         | 26        | 22        | 1        | 3         | 31-0        | 39         | 4         | 1        |
| <b>Minor League Totals</b> |               | <b>7</b> | <b>4</b> | <b>4.17</b> | <b>93</b> | <b>1</b> | <b>0</b> | <b>0</b> | <b>1</b> | <b>151.0</b> | <b>148</b> | <b>85</b> | <b>70</b> | <b>7</b> | <b>11</b> | <b>80-0</b> | <b>128</b> | <b>13</b> | <b>2</b> |

**NORLY SUAREZ** INFIELDER

**BATS** Right  
**THROWS** Right  
**HEIGHT** 5'11"  
**WEIGHT** 155

**BORN** 9/17/93 in Valencia, VEN  
**RESIDES** Valencia, VEN  
**SIGNING SCOUT** Ronnie Blanco  
**ACQUIRED** Signed as a free agent on July 1, 2011

| YEAR | CLUB     | AVG  | G | AB | R | H | 2B | 3B | HR | RBI | SH | SF | HB | BB-I | SO | SB | CS | GDP | SLG  | OBP  | E |
|------|----------|------|---|----|---|---|----|----|----|-----|----|----|----|------|----|----|----|-----|------|------|---|
| 2011 | VSL Rays | .235 | 9 | 17 | 2 | 4 | 0  | 0  | 0  | 0   | 0  | 0  | 0  | 0-0  | 6  | 0  | 0  | 0   | .235 | .235 | 6 |

**BRUEDLIN SUERO** LEFT-HANDED PITCHER

**BATS** Left  
**THROWS** Left  
**HEIGHT** 6'4"  
**WEIGHT** 170

**BORN** 2/28/90 in Santo Domingo, DR  
**RESIDES** Santo Domingo, DR  
**SIGNING SCOUT** Eddy Toledo  
**ACQUIRED** Signed as a free agent on November 19, 2008

| YEAR                       | CLUB     | W        | L        | ERA         | G         | GS        | CG       | SHO      | SV       | IP           | H          | R         | ER        | HR       | HB       | BB-I        | SO         | WP        | BK       |
|----------------------------|----------|----------|----------|-------------|-----------|-----------|----------|----------|----------|--------------|------------|-----------|-----------|----------|----------|-------------|------------|-----------|----------|
| 2009                       | DSL Rays | 2        | 1        | 3.83        | 19        | 0         | 0        | 0        | 2        | 42.1         | 39         | 23        | 18        | 2        | 5        | 30-0        | 34         | 10        | 1        |
| 2010                       | DSL Rays | 4        | 1        | 2.61        | 13        | 12        | 0        | 0        | 0        | 58.2         | 59         | 23        | 17        | 2        | 1        | 21-0        | 41         | 1         | 0        |
| 2011                       | DSL Rays | 0        | 2        | 3.21        | 3         | 2         | 0        | 1        | 1        | 14.0         | 16         | 7         | 5         | 0        | 0        | 2-0         | 8          | 2         | 0        |
|                            | GCL Rays | 3        | 4        | 2.63        | 11        | 8         | 0        | 0        | 0        | 54.2         | 48         | 24        | 16        | 5        | 2        | 8-1         | 36         | 3         | 0        |
| <b>Minor League Totals</b> |          | <b>9</b> | <b>8</b> | <b>2.97</b> | <b>46</b> | <b>22</b> | <b>0</b> | <b>0</b> | <b>3</b> | <b>169.2</b> | <b>162</b> | <b>77</b> | <b>56</b> | <b>9</b> | <b>8</b> | <b>61-1</b> | <b>119</b> | <b>16</b> | <b>1</b> |

**ELIAZER SUERO** RIGHT-HANDED PITCHER

**BATS** Right  
**THROWS** Right  
**HEIGHT** 6'4"  
**WEIGHT** 170

**BORN** 6/7/89 in Haina, DR  
**RESIDES** Haina, DR  
**SIGNING SCOUT** Eddy Toledo  
**ACQUIRED** Signed as a free agent on November 26, 2007

| YEAR                       | CLUB          | W         | L         | ERA         | G         | GS        | CG       | SHO      | SV       | IP           | H          | R          | ER         | HR        | HB        | BB-I        | SO         | WP        | BK       |
|----------------------------|---------------|-----------|-----------|-------------|-----------|-----------|----------|----------|----------|--------------|------------|------------|------------|-----------|-----------|-------------|------------|-----------|----------|
| 2008                       | DSL Rays      | 3         | 5         | 4.06        | 15        | 12        | 0        | 0        | 0        | 51.0         | 50         | 32         | 23         | 2         | 8         | 17-0        | 38         | 3         | 1        |
| 2009                       | GCL Rays      | 2         | 3         | 3.38        | 12        | 5         | 0        | 0        | 1        | 50.2         | 48         | 23         | 19         | 1         | 1         | 12-2        | 39         | 4         | 0        |
| 2010                       | Princeton     | 1         | 6         | 4.03        | 13        | 13        | 0        | 0        | 0        | 60.1         | 60         | 31         | 27         | 5         | 6         | 18-0        | 52         | 6         | 1        |
| 2011                       | Bowling Green | 8         | 6         | 4.46        | 27        | 10        | 0        | 0        | 2        | 107.2        | 122        | 65         | 53         | 12        | 11        | 36-0        | 72         | 11        | 1        |
| <b>Minor League Totals</b> |               | <b>14</b> | <b>20</b> | <b>4.07</b> | <b>67</b> | <b>40</b> | <b>0</b> | <b>0</b> | <b>3</b> | <b>269.2</b> | <b>280</b> | <b>151</b> | <b>122</b> | <b>20</b> | <b>26</b> | <b>83-2</b> | <b>201</b> | <b>24</b> | <b>3</b> |

**MATTHEW SWILLEY** RIGHT-HANDED PITCHER

**BATS** Right  
**THROWS** Right  
**HEIGHT** 6'2"  
**WEIGHT** 175

**BORN** 12/19/90 in Oceanside, CA  
**RESIDES** Oceanside, CA  
**SIGNING SCOUT** Jake Wilson  
**ACQUIRED** Selected in the 21st round of the 2009 June Draft

| YEAR                       | CLUB      | W        | L        | ERA         | G         | GS       | CG       | SHO      | SV       | IP          | H         | R         | ER        | HR       | HB        | BB-I        | SO        | WP        | BK       |
|----------------------------|-----------|----------|----------|-------------|-----------|----------|----------|----------|----------|-------------|-----------|-----------|-----------|----------|-----------|-------------|-----------|-----------|----------|
| 2009                       | GCL Rays  | 1        | 1        | 5.91        | 9         | 0        | 0        | 0        | 1        | 10.2        | 12        | 8         | 7         | 0        | 0         | 11-0        | 10        | 4         | 0        |
| 2010                       | GCL Rays  | 2        | 4        | 6.17        | 13        | 5        | 0        | 0        | 1        | 42.1        | 47        | 33        | 29        | 2        | 7         | 26-1        | 22        | 12        | 0        |
| 2011                       | Princeton | 0        | 2        | 3.57        | 11        | 3        | 0        | 0        | 0        | 22.2        | 17        | 11        | 9         | 1        | 3         | 18-0        | 24        | 9         | 0        |
| <b>Minor League Totals</b> |           | <b>3</b> | <b>7</b> | <b>5.35</b> | <b>33</b> | <b>8</b> | <b>0</b> | <b>0</b> | <b>2</b> | <b>75.2</b> | <b>76</b> | <b>52</b> | <b>45</b> | <b>3</b> | <b>10</b> | <b>55-1</b> | <b>56</b> | <b>25</b> | <b>0</b> |



**JUAN TAPIA** SHORTSTOP

**BATS** Switch  
**THROWS** Right  
**HEIGHT** 6'0"  
**WEIGHT** 155

**BORN** 3/1/92 in San Pedro de Macoris, DR  
**RESIDES** San Pedro de Macoris, DR  
**SIGNING SCOUT** Eddy Toledo  
**ACQUIRED** Signed as a free agent on February 1, 2010



| YEAR                       | CLUB     | AVG         | G         | AB         | R         | H         | 2B       | 3B       | HR       | RBI      | SH       | SF       | HB       | BB-I        | SO        | SB       | CS       | GDP      | SLG         | OBP         | E         |
|----------------------------|----------|-------------|-----------|------------|-----------|-----------|----------|----------|----------|----------|----------|----------|----------|-------------|-----------|----------|----------|----------|-------------|-------------|-----------|
| 2010                       | DSL Rays | .118        | 41        | 93         | 11        | 11        | 0        | 0        | 0        | 3        | 6        | 1        | 2        | 9-0         | 35        | 6        | 1        | 1        | .118        | .210        | 19        |
| 2011                       | DSL Rays | .238        | 12        | 42         | 1         | 10        | 2        | 0        | 0        | 2        | 0        | 0        | 0        | 1-0         | 18        | 2        | 2        | 0        | .286        | .256        | 6         |
| <b>Minor League Totals</b> |          | <b>.156</b> | <b>53</b> | <b>135</b> | <b>12</b> | <b>21</b> | <b>2</b> | <b>0</b> | <b>0</b> | <b>5</b> | <b>6</b> | <b>1</b> | <b>2</b> | <b>10-0</b> | <b>53</b> | <b>8</b> | <b>3</b> | <b>1</b> | <b>.170</b> | <b>.223</b> | <b>25</b> |

**JHONNATHAN TERAN** SHORTSTOP

**BATS** Right  
**THROWS** Right  
**HEIGHT** 5'11"  
**WEIGHT** 160

**BORN** 12/13/94 in Valencia, VEN  
**RESIDES** Valencia, VEN  
**SIGNING SCOUT** Ronnie Blanco  
**ACQUIRED** Signed as a free agent on October 17, 2011



**STAYTON THOMAS** RIGHT-HANDED PITCHER

**BATS** Right  
**THROWS** Right  
**HEIGHT** 5'11"  
**WEIGHT** 180

**BORN** 4/7/89 in Waco, TX  
**RESIDES** Corsicana, TX  
**SIGNING SCOUT** Pat Murphy  
**ACQUIRED** Selected in the 43rd round of the 2011 June Draft



| YEAR                       | CLUB          | W        | L        | ERA         | G         | GS       | CG       | SHO      | SV       | IP          | H         | R        | ER       | HR       | HB       | BB-I        | SO        | WP       | BK       |
|----------------------------|---------------|----------|----------|-------------|-----------|----------|----------|----------|----------|-------------|-----------|----------|----------|----------|----------|-------------|-----------|----------|----------|
| 2011                       | GCL Rays      | 0        | 0        | 0.00        | 4         | 0        | 0        | 0        | 1        | 5.2         | 1         | 0        | 0        | 0        | 0        | 0-0         | 2         | 0        | 0        |
|                            | Hudson Valley | 3        | 0        | 2.05        | 14        | 1        | 0        | 0        | 2        | 26.1        | 26        | 6        | 6        | 1        | 2        | 10-0        | 18        | 3        | 0        |
| <b>Minor League Totals</b> |               | <b>3</b> | <b>0</b> | <b>1.69</b> | <b>18</b> | <b>1</b> | <b>0</b> | <b>0</b> | <b>3</b> | <b>32.0</b> | <b>27</b> | <b>6</b> | <b>6</b> | <b>1</b> | <b>2</b> | <b>10-0</b> | <b>20</b> | <b>3</b> | <b>0</b> |

**JACOB (JAKE) THOMPSON** RIGHT-HANDED PITCHER

**BATS** Right  
**THROWS** Right  
**HEIGHT** 6'3"  
**WEIGHT** 225

**BORN** 8/8/89 in Downey, CA  
**RESIDES** Cerritos, CA  
**SIGNING SCOUT** Robbie Moen  
**ACQUIRED** Selected in the second round of the 2010 June Draft



**2011** Ranked 4th in the Rays organization and the Florida State League in ERA. **PERSONAL** Participated in the Rays Winter Development Program at Tropicana Field in January...ranked as the No. 13 prospect in the Rays system by *Baseball America* heading into the 2011 season...drafted out of Long Beach State University.

| YEAR                       | CLUB          | W        | L        | ERA         | G         | GS        | CG       | SHO      | SV       | IP           | H          | R         | ER        | HR       | HB       | BB-I        | SO        | WP       | BK       |
|----------------------------|---------------|----------|----------|-------------|-----------|-----------|----------|----------|----------|--------------|------------|-----------|-----------|----------|----------|-------------|-----------|----------|----------|
| 2010                       | Hudson Valley | 2        | 1        | 1.35        | 10        | 7         | 0        | 0        | 0        | 40.0         | 28         | 10        | 6         | 0        | 1        | 6-0         | 33        | 0        | 0        |
|                            | Charlotte     | 2        | 0        | 0.00        | 2         | 2         | 0        | 0        | 0        | 11.0         | 2          | 0         | 0         | 0        | 0        | 2-0         | 6         | 0        | 0        |
| 2011                       | Charlotte     | 5        | 7        | 2.90        | 22        | 22        | 0        | 0        | 0        | 114.2        | 114        | 47        | 37        | 4        | 3        | 37-0        | 56        | 2        | 0        |
| <b>Minor League Totals</b> |               | <b>9</b> | <b>8</b> | <b>2.34</b> | <b>34</b> | <b>31</b> | <b>0</b> | <b>0</b> | <b>0</b> | <b>165.2</b> | <b>144</b> | <b>57</b> | <b>43</b> | <b>4</b> | <b>4</b> | <b>45-0</b> | <b>95</b> | <b>2</b> | <b>0</b> |

**STEVEN TINOCO** INFILDER | OUTFIELDER

**BATS** Right  
**THROWS** Right  
**HEIGHT** 6'0"  
**WEIGHT** 195

**BORN** 4/11/88 in Anaheim, CA  
**RESIDES** Coto de Casa, CA  
**SIGNING SCOUT** Robbie Moen  
**ACQUIRED** Selected in the 34th round of the 2010 June Draft



**PERSONAL** Drafted out of Long Beach State University along with Rays farmhand Jacob Thompson.

| YEAR                       | CLUB          | AVG         | G          | AB         | R         | H          | 2B        | 3B       | HR       | RBI       | SH       | SF       | HB        | BB-I        | SO        | SB        | CS        | GDP       | SLG         | OBP         | E        |
|----------------------------|---------------|-------------|------------|------------|-----------|------------|-----------|----------|----------|-----------|----------|----------|-----------|-------------|-----------|-----------|-----------|-----------|-------------|-------------|----------|
| 2010                       | Hudson Valley | .274        | 68         | 259        | 35        | 71         | 10        | 1        | 1        | 35        | 0        | 3        | 11        | 30-0        | 34        | 8         | 7         | 10        | .332        | .370        | 5        |
| 2011                       | Bowling Green | .277        | 105        | 372        | 47        | 103        | 15        | 0        | 1        | 49        | 3        | 4        | 13        | 38-0        | 53        | 3         | 3         | 11        | .325        | .361        | 4        |
| <b>Minor League Totals</b> |               | <b>.276</b> | <b>173</b> | <b>631</b> | <b>82</b> | <b>174</b> | <b>25</b> | <b>1</b> | <b>2</b> | <b>84</b> | <b>3</b> | <b>7</b> | <b>24</b> | <b>68-0</b> | <b>87</b> | <b>11</b> | <b>10</b> | <b>21</b> | <b>.328</b> | <b>.364</b> | <b>9</b> |

ORGANIZATION  
COACHES & STAFF  
40-MAN ROSTER  
NON-ROSTER INVITES  
RECORDS & HISTORY  
YEARLY SUMMARIES  
OPPONENTS  
MINOR LEAGUE OPERATIONS  
Minor League Players  
BROADCAST INFORMATION  
TROPICANA FIELD & MISG

**ALEJANDRO TORRES** CATCHER

**BATS** Right      **BORN** 9/30/88 in Caracas, VEN  
**THROWS** Right    **RESIDES** Caracas, VEN  
**HEIGHT** 6'1"      **SIGNING SCOUT** Ronnie Blanco  
**WEIGHT** 180      **ACQUIRED** Signed as a free agent on July 7, 2006

**2010** Threw out 11 of 25 attempted base stealers (44 percent). **2008** Named VSL Rays Player of the Year...led the team with a .316 avg. (5th in VSL), 83 hits (2nd) and 43 RBI (2nd)...led the VSL in throwing out opposing base stealers, catching 44 of 78 (56.4 percent) on the year.

| YEAR                       | CLUB          | AVG         | G          | AB         | R         | H          | 2B        | 3B       | HR       | RBI       | SH        | SF       | HB       | BB-I        | SO         | SB       | CS       | GDP       | SLG         | OBP         | E         |
|----------------------------|---------------|-------------|------------|------------|-----------|------------|-----------|----------|----------|-----------|-----------|----------|----------|-------------|------------|----------|----------|-----------|-------------|-------------|-----------|
| 2007                       | VSL Rays/Reds | .234        | 38         | 145        | 13        | 34         | 3         | 0        | 0        | 13        | 0         | 0        | 2        | 8-1         | 18         | 0        | 5        | 4         | .255        | .284        | 5         |
| 2008                       | VSL Rays      | .316        | 67         | 263        | 37        | 83         | 14        | 0        | 5        | 43        | 6         | 2        | 6        | 13-0        | 29         | 0        | 1        | 6         | .426        | .359        | 8         |
| 2009                       | Princeton     | .222        | 34         | 117        | 16        | 26         | 5         | 0        | 1        | 5         | 0         | 0        | 0        | 2-0         | 24         | 1        | 2        | 5         | .291        | .235        | 3         |
| 2010                       | Hudson Valley | .250        | 30         | 108        | 11        | 27         | 5         | 0        | 0        | 10        | 2         | 1        | 0        | 6-0         | 22         | 1        | 0        | 1         | .296        | .287        | 7         |
| 2011                       | Bowling Green | .174        | 37         | 121        | 12        | 21         | 6         | 0        | 1        | 11        | 2         | 1        | 1        | 6-0         | 30         | 0        | 0        | 2         | .248        | .217        | 2         |
|                            | Charlotte     | .185        | 11         | 27         | 2         | 5          | 1         | 0        | 0        | 3         | 0         | 1        | 0        | 2-0         | 11         | 0        | 0        | 0         | .222        | .233        | 1         |
| <b>Minor League Totals</b> |               | <b>.254</b> | <b>217</b> | <b>781</b> | <b>91</b> | <b>196</b> | <b>34</b> | <b>0</b> | <b>7</b> | <b>85</b> | <b>10</b> | <b>5</b> | <b>9</b> | <b>37-1</b> | <b>134</b> | <b>2</b> | <b>8</b> | <b>18</b> | <b>.321</b> | <b>.291</b> | <b>26</b> |

**ELIAS TORRES** OUTFIELDER

**BATS** Right      **BORN** 2/22/92 in Santiago, DR  
**THROWS** Right    **RESIDES** Santiago, DR  
**HEIGHT** 6'1"      **SIGNING SCOUT** Eddy Toledo  
**WEIGHT** 174      **ACQUIRED** Signed as a free agent on December 13, 2011

**RICCIO TORREZ** THIRD BASEMAN

**BATS** Right      **BORN** 10/14/89 in Phoenix, AZ  
**THROWS** Right    **RESIDES** Phoenix, AZ  
**HEIGHT** 6'0"      **SIGNING SCOUT** Jayson Durocher  
**WEIGHT** 205      **ACQUIRED** Selected in the fourth round of the 2011 June Draft

| YEAR                       | CLUB      | AVG         | G         | AB        | R        | H         | 2B       | 3B       | HR       | RBI      | SH       | SF       | HB       | BB-I       | SO        | SB       | CS       | GDP      | SLG         | OBP         | E        |
|----------------------------|-----------|-------------|-----------|-----------|----------|-----------|----------|----------|----------|----------|----------|----------|----------|------------|-----------|----------|----------|----------|-------------|-------------|----------|
| 2011                       | Charlotte | .194        | 8         | 31        | 2        | 6         | 1        | 0        | 1        | 6        | 0        | 0        | 1        | 1-0        | 2         | 0        | 0        | 1        | .323        | .242        | 1        |
|                            | GCL Rays  | .231        | 13        | 52        | 4        | 12        | 1        | 0        | 2        | 3        | 0        | 0        | 1        | 1-0        | 12        | 1        | 1        | 0        | .365        | .259        | 1        |
| <b>Minor League Totals</b> |           | <b>.217</b> | <b>21</b> | <b>83</b> | <b>6</b> | <b>18</b> | <b>2</b> | <b>0</b> | <b>3</b> | <b>9</b> | <b>0</b> | <b>0</b> | <b>2</b> | <b>2-0</b> | <b>14</b> | <b>1</b> | <b>1</b> | <b>1</b> | <b>.349</b> | <b>.253</b> | <b>1</b> |

**CARLOS VAAMONDE** OUTFIELDER

**BATS** Right      **BORN** 11/21/94 in Caracas, VEN  
**THROWS** Right    **RESIDES** Caracas, VEN  
**HEIGHT** 6'1"      **SIGNING SCOUT** Ronnie Blanco  
**WEIGHT** 195      **ACQUIRED** Signed as a free agent on August 3, 2011

**ERICK VASQUEZ** OUTFIELDER

**BATS** Right      **BORN** 9/27/93 in Bocono, VEN  
**THROWS** Right    **RESIDES** Caracas, VEN  
**HEIGHT** 6'1"      **SIGNING SCOUT** Ronnie Blanco  
**WEIGHT** 185      **ACQUIRED** Signed as a free agent on July 21, 2010

| YEAR | CLUB     | AVG  | G  | AB  | R  | H  | 2B | 3B | HR | RBI | SH | SF | HB | BB-I | SO | SB | CS | GDP | SLG  | OBP  | E |
|------|----------|------|----|-----|----|----|----|----|----|-----|----|----|----|------|----|----|----|-----|------|------|---|
| 2011 | VSL Rays | .222 | 57 | 198 | 26 | 44 | 10 | 0  | 7  | 23  | 0  | 0  | 11 | 14-1 | 86 | 9  | 5  | 0   | .379 | .309 | 8 |

**ISAIAS VELASQUEZ** INFILDER | OUTFILDER



**BATS** Right  
**THROWS** Right  
**HEIGHT** 5'11"  
**WEIGHT** 155

**BORN** 7/5/88 in Panama City, PAN  
**RESIDES** Panama City, PAN  
**SIGNING SCOUT** Kevin Carcomo (Indians)  
**ACQUIRED** From the Cleveland Indians in exchange for RHP Juan Salas on February 19, 2009

**2010** Led the Stone Crabs with 132 hits and ranked 4th in the FSL with 41 stolen bases...named to the FSL midseason All-Star Team. **2009** Led the Hot Rods in stolen bases in his first year in the Rays organization after spending 4 seasons in the Indians system. **2007** Led the Gulf Coast League in stolen bases.

| YEAR                       | CLUB            | AVG         | G          | AB          | R          | H          | 2B        | 3B        | HR       | RBI        | SH        | SF        | HB        | BB-I         | SO         | SB         | CS        | GDP       | SLG         | OBP         | E         |
|----------------------------|-----------------|-------------|------------|-------------|------------|------------|-----------|-----------|----------|------------|-----------|-----------|-----------|--------------|------------|------------|-----------|-----------|-------------|-------------|-----------|
| 2005                       | DSL Indians     | .260        | 61         | 200         | 32         | 52         | 6         | 4         | 0        | 10         | 2         | 1         | 1         | 30-0         | 32         | 6          | 9         | 2         | .330        | .358        | 0         |
| 2006                       | DSL Indians     | .292        | 71         | 267         | 60         | 78         | 8         | 3         | 0        | 20         | 7         | 7         | 4         | 38-0         | 36         | 25         | 7         | 8         | .345        | .380        | 10        |
| 2007                       | GCL Indians     | .277        | 47         | 159         | 33         | 44         | 8         | 0         | 0        | 18         | 1         | 1         | 4         | 16-0         | 29         | 22         | 3         | 1         | .327        | .356        | 8         |
| 2008                       | Mahoning Valley | .281        | 64         | 242         | 40         | 68         | 10        | 1         | 1        | 18         | 5         | 1         | 3         | 31-0         | 42         | 7          | 4         | 7         | .343        | .368        | 21        |
| 2009                       | Bowling Green   | .278        | 122        | 428         | 58         | 119        | 30        | 6         | 2        | 40         | 5         | 2         | 7         | 36-0         | 74         | 14         | 4         | 6         | .390        | .342        | 29        |
| 2010                       | Charlotte       | .289        | 127        | 457         | 6          | 132        | 17        | 4         | 2        | 36         | 6         | 2         | 4         | 45-1         | 68         | 41         | 13        | 7         | .357        | .356        | 4         |
| 2011                       | Montgomery      | .255        | 63         | 204         | 29         | 52         | 11        | 8         | 2        | 24         | 0         | 3         | 3         | 22-0         | 32         | 5          | 4         | 7         | .417        | .332        | 2         |
| <b>Minor League Totals</b> |                 | <b>.278</b> | <b>557</b> | <b>1966</b> | <b>299</b> | <b>547</b> | <b>91</b> | <b>26</b> | <b>7</b> | <b>167</b> | <b>26</b> | <b>17</b> | <b>26</b> | <b>218-1</b> | <b>314</b> | <b>120</b> | <b>44</b> | <b>38</b> | <b>.362</b> | <b>.355</b> | <b>74</b> |

**DREW VETTESON** OUTFILDER



**BATS** Left  
**THROWS** Right  
**HEIGHT** 6'1"  
**WEIGHT** 185

**BORN** 7/19/1991 in Boise, ID  
**RESIDES** Bremerton, WA  
**SIGNING SCOUT** Paul Kirsch  
**ACQUIRED** Selected in the first round (42nd overall) in the 2010 June Draft

**2011** Was ranked by *Baseball America* as the No. 9 prospect and Best Hitter for Average in the Rays system entering 2012...named Princeton's team MVP. **PERSONAL** Participated in the past two Rays Winter Development Programs at Tropicana Field, in January...ranked as the No. 11 prospect in the Rays system by *BA* heading into the 2011 season...drafted out of Central Kitsap (Wash.) High School...rated as the best pure hitter among high schoolers in the 2010 June Draft by *BA*...threw three no-hitters as an ambidextrous pitcher during in his junior and senior seasons...committed to play for Oregon State University before being drafted.

| YEAR | CLUB      | AVG  | G  | AB  | R  | H  | 2B | 3B | HR | RBI | SH | SF | HB | BB-I | SO | SB | CS | GDP | SLG  | OBP  | E |
|------|-----------|------|----|-----|----|----|----|----|----|-----|----|----|----|------|----|----|----|-----|------|------|---|
| 2011 | Princeton | .282 | 61 | 234 | 33 | 66 | 13 | 4  | 7  | 40  | 1  | 3  | 2  | 27-0 | 53 | 20 | 6  | 2   | .462 | .357 | 3 |

**DAVID WENDT** CATCHER



**BATS** Right  
**THROWS** Right  
**HEIGHT** 6'0"  
**WEIGHT** 205

**BORN** 1/2/87 in Methuen, MA  
**RESIDES** Merrimack, MA  
**SIGNING SCOUT** John Ceprini  
**ACQUIRED** Selected in the 50th round of the 2009 June Draft

| YEAR                       | CLUB          | AVG         | G         | AB         | R        | H         | 2B        | 3B       | HR       | RBI       | SH       | SF       | HB       | BB-I       | SO        | SB       | CS       | GDP      | SLG         | OBP         | E        |
|----------------------------|---------------|-------------|-----------|------------|----------|-----------|-----------|----------|----------|-----------|----------|----------|----------|------------|-----------|----------|----------|----------|-------------|-------------|----------|
| 2009                       | Princeton     | .298        | 19        | 57         | 2        | 17        | 6         | 0        | 0        | 12        | 1        | 0        | 1        | 4-0        | 9         | 0        | 0        | 2        | .404        | .355        | 0        |
| 2010                       | Hudson Valley | .400        | 1         | 5          | 2        | 2         | 0         | 1        | 0        | 0         | 0        | 0        | 0        | 0-0        | 0         | 0        | 0        | 1        | .800        | .400        | 0        |
|                            | Bowling Green | .220        | 13        | 5          | 4        | 11        | 1         | 0        | 0        | 8         | 0        | 1        | 2        | 1-0        | 8         | 2        | 0        | 2        | .240        | .259        | 2        |
| 2011                       | Charlotte     | .176        | 5         | 17         | 0        | 3         | 1         | 0        | 0        | 1         | 0        | 0        | 0        | 0-0        | 7         | 0        | 0        | 0        | .235        | .176        | 0        |
|                            | Montgomery    | .211        | 14        | 38         | 1        | 8         | 5         | 0        | 0        | 5         | 1        | 0        | 1        | 4-0        | 8         | 0        | 0        | 1        | .342        | .302        | 0        |
| <b>Minor League Totals</b> |               | <b>.246</b> | <b>52</b> | <b>167</b> | <b>9</b> | <b>41</b> | <b>13</b> | <b>1</b> | <b>0</b> | <b>26</b> | <b>2</b> | <b>1</b> | <b>4</b> | <b>9-0</b> | <b>32</b> | <b>2</b> | <b>0</b> | <b>6</b> | <b>.335</b> | <b>.298</b> | <b>2</b> |

ORGANIZATION  
 COACHES & STAFF  
 40-MAN ROSTER  
 NON-ROSTER INVITES  
 RECORDS & HISTORY  
 YEARLY SUMMARIES  
 OPPONENTS  
 MINOR LEAGUE OPERATIONS  
 Minor League Players  
 BROADCAST INFORMATION  
 TROPICANA FIELD & MISC.

**LUIS WILCHES** LEFT-HANDED PITCHER

**BATS** Left  
**THROWS** Left  
**HEIGHT** 6'1"  
**WEIGHT** 200

**BORN** 10/1/91 in Maracay, VEN  
**RESIDES** Maracay, VEN  
**SIGNING SCOUT** Marlon Roche/Ronnie Blanco  
**ACQUIRED** Signed as a free agent on May 12, 2009

**2011** Missed the entire season due to a left elbow sprain and subsequent surgery...underwent Tommy John surgery on May 23 with Dr. Koco Eaton. **2010** Led the VSL Rays with 6 wins.

| YEAR                       | CLUB     | W                      | L        | ERA         | G         | GS       | CG       | SHO      | SV       | IP          | H         | R         | ER        | HR       | HB       | BB-I        | SO        | WP       | BK       |  |
|----------------------------|----------|------------------------|----------|-------------|-----------|----------|----------|----------|----------|-------------|-----------|-----------|-----------|----------|----------|-------------|-----------|----------|----------|--|
| 2009                       | VSL Rays | 3                      | 1        | 3.10        | 14        | 4        | 0        | 0        | 0        | 29.0        | 35        | 14        | 10        | 1        | 1        | 5-0         | 13        | 3        | 2        |  |
| 2010                       | VSL Rays | 6                      | 2        | 1.19        | 13        | 5        | 0        | 0        | 1        | 45.1        | 37        | 10        | 6         | 2        | 1        | 6-0         | 35        | 1        | 1        |  |
| 2011                       |          | Injured – Did Not Play |          |             |           |          |          |          |          |             |           |           |           |          |          |             |           |          |          |  |
| <b>Minor League Totals</b> |          | <b>9</b>               | <b>3</b> | <b>1.94</b> | <b>27</b> | <b>9</b> | <b>0</b> | <b>0</b> | <b>1</b> | <b>74.1</b> | <b>72</b> | <b>24</b> | <b>16</b> | <b>3</b> | <b>2</b> | <b>11-0</b> | <b>48</b> | <b>4</b> | <b>3</b> |  |

**JUSTIN WOODALL** LEFT-HANDED PITCHER

**BATS** Left  
**THROWS** Left  
**HEIGHT** 6'2"  
**WEIGHT** 210

**BORN** 11/6/87 in Oxford, MS  
**RESIDES** Oxford, MS  
**SIGNING SCOUT** Rickey Drexler  
**ACQUIRED** Selected in the 26th round of the 2010 June Draft

**PERSONAL** Played football at the University of Alabama and was a member of the 2009 team that won the BCS Championship...drafted out of high school by the New York Mets in the 19th round of the 2006 June Draft...chose to attend Alabama.

| YEAR | CLUB          | W | L | ERA  | G  | GS | CG | SHO | SV | IP   | H  | R | ER | HR | HB | BB-I | SO | WP | BK |
|------|---------------|---|---|------|----|----|----|-----|----|------|----|---|----|----|----|------|----|----|----|
| 2011 | Hudson Valley | 2 | 1 | 2.25 | 19 | 0  | 0  | 0   | 4  | 24.0 | 18 | 9 | 6  | 1  | 2  | 14-0 | 27 | 0  | 0  |

**HENRY WRIGLEY III** FIRST BASEMAN

**BATS** Right  
**THROWS** Right  
**HEIGHT** 6'3"  
**WEIGHT** 185

**BORN** 8/9/86 in Redwood City, CA  
**RESIDES** San Carlos, CA  
**SIGNING SCOUT** Carlos Delgado  
**ACQUIRED** Selected in the 14th round of the 2005 June Draft

**2011** Led Montgomery with 118 games played, 128 hits, 34 doubles and 17 home runs. **2010** Named to FSL midseason All-Star Team...ranked 2nd in the Rays farm system with 21 home runs. **2008** Led the South Atlantic League with 10 triples.

| YEAR                       | CLUB          | AVG         | G          | AB          | R          | H          | 2B         | 3B        | HR        | RBI        | SH       | SF        | HB        | BB-I         | SO         | SB        | CS        | GDP       | SLG         | OBP         | E         |
|----------------------------|---------------|-------------|------------|-------------|------------|------------|------------|-----------|-----------|------------|----------|-----------|-----------|--------------|------------|-----------|-----------|-----------|-------------|-------------|-----------|
| 2006                       | Princeton     | .250        | 54         | 188         | 22         | 47         | 9          | 1         | 5         | 26         | 3        | 3         | 0         | 7-0          | 39         | 5         | 2         | 9         | .273        | .388        | 2         |
| 2007                       | Hudson Valley | .235        | 67         | 243         | 28         | 57         | 10         | 3         | 3         | 33         | 0        | 2         | 4         | 20-1         | 37         | 10        | 3         | 4         | .301        | .337        | 12        |
| 2008                       | Columbus      | .250        | 113        | 404         | 45         | 101        | 13         | 10        | 7         | 60         | 2        | 5         | 2         | 24-1         | 62         | 7         | 3         | 14        | .292        | .384        | 9         |
| 2009                       | Bowling Green | .220        | 45         | 177         | 20         | 39         | 16         | 1         | 4         | 17         | 0        | 1         | 1         | 5-0          | 30         | 3         | 4         | 4         | .245        | .390        | 8         |
|                            | Charlotte     | .246        | 70         | 260         | 26         | 64         | 15         | 2         | 6         | 43         | 0        | 4         | 0         | 9-0          | 44         | 5         | 1         | 4         | .267        | .388        | 6         |
| 2010                       | Charlotte     | .292        | 68         | 260         | 35         | 76         | 13         | 3         | 12        | 46         | 1        | 2         | 2         | 19-2         | 37         | 5         | 2         | 10        | .343        | .504        | 5         |
|                            | Montgomery    | .248        | 62         | 254         | 31         | 63         | 12         | 1         | 9         | 37         | 0        | 4         | 1         | 12-1         | 54         | 1         | 1         | 9         | .280        | .409        | 5         |
| 2011                       | Montgomery    | .274        | 118        | 468         | 60         | 12         | 34         | 2         | 17        | 84         | 0        | 2         | 2         | 23-1         | 73         | 3         | 2         | 2         | .464        | .309        | 13        |
| <b>Minor League Totals</b> |               | <b>.255</b> | <b>597</b> | <b>2254</b> | <b>267</b> | <b>575</b> | <b>122</b> | <b>23</b> | <b>63</b> | <b>346</b> | <b>6</b> | <b>23</b> | <b>12</b> | <b>119-6</b> | <b>376</b> | <b>39</b> | <b>18</b> | <b>12</b> | <b>.413</b> | <b>.293</b> | <b>60</b> |

**PHILIP WUNDERLICH** FIRST BASEMAN



**BATS** Left      **BORN** 11/4/88 in Chicago, IL  
**THROWS** Right      **RESIDES** Louisville, KY  
**HEIGHT** 6'0"      **SIGNING SCOUT** James Bonnici  
**WEIGHT** 225      **ACQUIRED** Selected in the 12th round of the 2010 June Draft

**2010** Set a Bowling Green franchise record with 86 RBI...ranked second in the Rays organization in RBI. **2010** Led Hudson Valley and ranked 6th among Short-A minor leaguers with a .330 batting average...ranked second in the organization behind Stephen Vogt (.345)...named a New York-Penn League midseason All-Star. **PERSONAL** Drafted out of the University of Louisville where he earned Second Team All-America honors after his sophomore season.

| YEAR                       | CLUB          | AVG         | G          | AB         | R         | H          | 2B        | 3B       | HR        | RBI        | SH       | SF        | HB        | BB-I        | SO         | SB       | CS       | GDP       | SLG         | OBP         | E         |
|----------------------------|---------------|-------------|------------|------------|-----------|------------|-----------|----------|-----------|------------|----------|-----------|-----------|-------------|------------|----------|----------|-----------|-------------|-------------|-----------|
| 2010                       | Hudson Valley | .330        | 52         | 209        | 31        | 69         | 19        | 0        | 4         | 36         | 0        | 2         | 6         | 9-1         | 40         | 0        | 1        | 1         | .478        | .372        | 4         |
| 2011                       | Bowling Green | .262        | 132        | 502        | 56        | 132        | 34        | 0        | 17        | 86         | 0        | 8         | 17        | 34-1        | 83         | 0        | 3        | 10        | .432        | .326        | 7         |
| <b>Minor League Totals</b> |               | <b>.283</b> | <b>184</b> | <b>711</b> | <b>87</b> | <b>201</b> | <b>53</b> | <b>0</b> | <b>21</b> | <b>122</b> | <b>0</b> | <b>10</b> | <b>23</b> | <b>43-2</b> | <b>123</b> | <b>0</b> | <b>4</b> | <b>11</b> | <b>.446</b> | <b>.339</b> | <b>11</b> |

**KIRBY YATES** RIGHT-HANDED PITCHER



**BATS** Left      **BORN** 3/25/87 in Lihue, HI  
**THROWS** Right      **RESIDES** Koloa, HI  
**HEIGHT** 5'10"      **SIGNING SCOUT** Jayson Durocher  
**WEIGHT** 170      **ACQUIRED** Signed as a non-drafted free agent on June 19, 2009

**2009** Averaged 16.75 SO/9 IP in 14 games for Princeton.

| YEAR                       | CLUB          | W        | L        | ERA         | G         | GS        | CG       | SHO      | SV        | IP           | H          | R         | ER        | HR       | HB        | BB-I        | SO         | WP        | BK       |
|----------------------------|---------------|----------|----------|-------------|-----------|-----------|----------|----------|-----------|--------------|------------|-----------|-----------|----------|-----------|-------------|------------|-----------|----------|
| 2009                       | Princeton     | 0        | 1        | 2.39        | 14        | 0         | 0        | 0        | 4         | 26.1         | 22         | 7         | 7         | 0        | 5         | 8-1         | 49         | 4         | 0        |
| 2010                       | Bowling Green | 3        | 6        | 3.30        | 27        | 12        | 0        | 0        | 5         | 90.0         | 73         | 41        | 33        | 9        | 5         | 41-3        | 97         | 5         | 1        |
|                            | Charlotte     | 0        | 0        | 5.06        | 1         | 1         | 0        | 0        | 0         | 5.1          | 7          | 3         | 3         | 0        | 0         | 2-0         | 3          | 0         | 0        |
| 2011                       | GCL Rays      | 0        | 1        | 2.70        | 4         | 4         | 0        | 0        | 0         | 6.2          | 6          | 3         | 2         | 0        | 1         | 2-0         | 3          | 0         | 0        |
|                            | Charlotte     | 2        | 0        | 1.62        | 16        | 0         | 0        | 0        | 2         | 33.1         | 14         | 6         | 6         | 0        | 5         | 22-0        | 45         | 1         | 2        |
| <b>Minor League Totals</b> |               | <b>5</b> | <b>8</b> | <b>2.84</b> | <b>62</b> | <b>17</b> | <b>0</b> | <b>0</b> | <b>11</b> | <b>161.2</b> | <b>122</b> | <b>60</b> | <b>51</b> | <b>9</b> | <b>16</b> | <b>75-4</b> | <b>197</b> | <b>10</b> | <b>3</b> |



DID YOU KNOW?

**ERIK WALKER COMMUNITY CHAMPION AWARD**

Matt Hall was named the winner of the 2011 Erik Walker Community Champion Award. The award annually recognizes one Rays minor league player who exemplifies teamwork, sportsmanship and community involvement, attributes exhibited by Rays minor league pitcher Erik Walker, who died tragically in October 2006 in a canoeing accident.

Hall, who appeared in 94 games for Charlotte and hit .237 with four home runs and 35 RBI, was recognized with a commemorative trophy and a \$2,500 award given to the charity of his choice. The 24-year-old Phoenix, Ariz., native was selected by the Rays in the 10th round of the 2008 June Draft out of Auburn University.

Walker was drafted by the Rays in June 2006 and had just completed his first professional season with the Hudson Valley Renegades in the New York-Penn League when his life was cut short on Oct 26, 2006, just 11 days after his 23rd birthday. Each of the Rays minor league affiliates nominates a candidate for the award. Nominees embody the qualities of Erik, recognized as someone who was a great teammate, a caring person and who enriched the lives of people in need and inspired others to do the same.

**ERIK WALKER COMMUNITY CHAMPION AWARD WINNERS**

- 2011** Matt Hall, Charlotte Stone Crabs      **2008** Matt Spring, Montgomery Biscuits
- 2010** Stephen Vogt, Charlotte Stone Crabs      **2007** Pat Cottrell, Vero Beach Devil Rays
- 2009** Ryan Wiegand, Princeton Rays

ORGANIZATION COACHES & STAFF 40-MAN ROSTER NON-ROSTER INVITES RECORDS & HISTORY YEARLY SUMMARIES OPPONENTS MINOR LEAGUE OPERATIONS BROADCAST INFORMATION TROPICANA FIELD & MISC.



## PRO SCOUTS



**Bart Braun**  
SPECIAL  
ASSIGNMENT  
SCOUT



**Mike Cabbage**  
SPECIAL  
ASSIGNMENT  
SCOUT



**Rico  
Brogna**



**Bob  
Cluck**



**Larry  
Doughty**



**Jason  
Grey**



**Jason  
Karegeannes**



**Brian  
Keegan**



**Jeff  
McAvoy**



**Jim  
Pransky**



**Carlos  
Rodriguez**

## AMATEUR SCOUTS › REGIONAL SUPERVISORS



**Tim Huff**  
NATIONAL  
CROSSCHECKER



**Jeff Cornell**  
NORTH  
REGIONAL  
SUPERVISOR



**Kevin Elfering**  
EAST  
REGIONAL  
SUPERVISOR



**Fred Repke**  
WEST  
REGIONAL  
SUPERVISOR



**Ken Stauffer**  
SOUTH  
REGIONAL  
SUPERVISOR

## AMATEUR SCOUTS › AREA SUPERVISORS



**Tim  
Alexander**  
CT, MA, ME,  
NH, NY, RI,  
E. CANADA



**James  
Bonnici**  
IN, OH, KY,  
MI, N. TN



**Evan  
Brannon**  
FL, PUERTO  
RICO



**Rickey  
Drexler**  
AR, LA, MS,  
SW. TN



**Jayson  
Durocher**  
AZ, CO,  
LAS VEGAS,  
NM, UT



**J.D.  
Elliby**  
KS, OK, MO,  
ND, NE, SD



**Brett  
Foley**  
IA, IL, MN, WI



**Brian  
Hickman**  
NC, SC, E. TN



**Milt  
Hill**  
AL, GA,  
N. FL, S. TN



**Paul  
Kirsch**  
AK, ID, MT, OR,  
WA, WY



**Robbie  
Moen**  
SW. CA



**Brian  
Morrison**  
N. CA, NV



**Pat  
Murphy**  
TX



**Jake  
Wilson**  
SE. CA, HI



**Lou  
Wieben**  
D.C., DE, MD, NJ,  
PA, VA, WV

## SCOUTING STAFF

**DIRECTOR, SCOUTING** R.J. Harrison

**ASSISTANT DIRECTOR, AMATEUR SCOUTING** Rob Metzler

**ADMINISTRATOR, SCOUTING** Nancy Berry

**PART-TIME SCOUTS** Tom Couston, Jose Hernandez, Jim Leif, Gilberto Martinez, Graig Merritt, Casey Onaga, Jack Sharp, Donald Turley, Pete Woodworth

**DIRECTOR, PRO SCOUTING** Matt Arnold

**ADVANCE SCOUTING COORDINATOR** Mike Calitri

# INTERNATIONAL OPERATIONS

## INTERNATIONAL OPERATIONS STAFF & SCOUTS



**Eddy Toledo**

DIRECTOR,  
DOMINICAN  
REPUBLIC  
OPERATIONS



**Ronnie Blanco**

DIRECTOR,  
VENEZUELAN  
OPERATIONS



**Manny Esquivia**

COORDINATOR,  
COLOMBIAN  
OPERATIONS



**Tim Ireland**

COORDINATOR,  
PACIFIC RIM



**Milton Jamail**

COORDINATOR,  
LATIN AMERICAN  
CULTURAL AND  
EDUCATIONAL  
PROGRAMS

DIRECTOR, INTERNATIONAL OPERATIONS Carlos Alfonso  
ASSISTANT, INTERNATIONAL & MINOR LEAGUE OPERATIONS Patrick Walters  
CONSULTANT, INTERNATIONAL OPERATIONS John Gilmore  
EAP, LATIN AMERICA Francisco Ruiz  
JAPAN SCOUT Tateki Uchibori  
DOMINICAN REPUBLIC SCOUTS Ruben Contreras, Braly Guzman, Daniel Santana, Cristino Valdez  
VENEZUELA SCOUTS Rafael Cariel, Juan Castillo, Mario Gonzalez, Euclides Vargas, Edgar Ramos, Marlon Roche  
BRAZIL SCOUTS/INSTRUCTORS Adriano de Souza, Orlando Cabrera, Alex Zuniga  
MEXICO SCOUT Eddie Diaz  
TAIWAN SCOUT Keith Hsu

## RAYS CONTINUE TO EXPAND INTERNATIONAL OPERATIONS



### WHILE BASEBALL REMAINS AMERICA'S NATIONAL PASTIME, IT HAS TRULY BECOME A GLOBAL GAME.

Today, more than one-fourth of all major leaguers were born outside the United States, and as a result, the Rays have expanded their global outreach. To facilitate these new international endeavors, the Rays hired Carlos Alfonso to serve as the team's Director of International Operations and Andres Reiner as a special assistant in 2006. Alfonso joined the Rays after 19 years with the San Francisco Giants. Reiner, who retired from the Rays in 2011, pioneered baseball's scouting efforts

The Rays Dominican Academy opened in April 2009 and can accommodate up to 96 players.

PHOTO BY FREDDY BERNAR

in Venezuela while working in the Houston Astros organization. Reiner helped discover and develop future stars such as Johan Santana, Bobby Abreu, Freddy Garcia, Carlos Guillen, Melvin Mora and Richard Hidalgo.

It wasn't long after Alfonso and Reiner were on board that the Rays agreed to a partnership with the Los Angeles Dodgers where the two clubs

Rays staff and players distribute gear to local children in Batey Cachena, near San Pedro de Macoris, Dominican Republic in November 2010.

PHOTO BY  
**DANIEL SANTANA**



would share Campo Las Palmas in the Dominican Republic, long considered the gold standard for Dominican facilities. Eddy Toledo was hired from the New York Mets organization to oversee the Rays Dominican operations. Campo Las Palmas was home to the Rays baseball academy and a summer league team until early 2009 when the organization inaugurated their new academy located on property adjacent to Dodgers. The complex has two full diamonds and a half field, clubhouse, gym, covered batting cages, dining area and living facilities, which can accommodate up to 96 players.

In 2007, the Rays celebrated the opening of their baseball academy—dedicated to Andres Reiner—and located on the grounds of the Pirelli tire factory in Guacara, Venezuela, one hundred miles west of Caracas. In addition to baseball fields and existing amenities, the newly renovated facility now includes new dormitory rooms and offices, as well as an expanded player lounge. The academy can now accommodate 56 players. Ronnie Blanco, former general manager of the Magallanes baseball club in the Venezuelan professional league, oversees the Rays Venezuelan baseball operations. In 2007, Tampa Bay players joined together with Cincinnati Reds prospects to form a co-op team in the Venezuelan Summer League (VSL). In 2008 the Rays had a complete team and have since won two of the last three VSL championships (2009 and 2011).

The Rays continue to grow their scouting programs in Colombia—directed by Manny Esquivia and based in Cartagena—and in Mexico headed by Eddie Diaz. The Rays have now signed three players from Mexico since 2010: Armando Araiza, Oscar Armenta and Rafael Cordoba. In 2012 the Rays added Chairon Isenia to lead their scouting efforts in Curacao and Aruba. Carlos Rodriguez is also heavily involved in the Rays efforts in Latin America, splitting his time between pro and international scouting.

Tampa Bay and the city of Marília, Brazil, located 230 miles northwest of São Paulo, have built a partnership that will include construction of a training facility beginning in the summer of 2012. It will be the first baseball academy run by a major league organization in Brazil. The academy will be constructed by the city of Marília with additional funding from the national government, and will consist of two full playing fields, two diamonds for youth teams and dormitories, which will accommodate up to 40 players. Adriano de Souza, who was hired in 2008 to scout Brazil for the Rays, will coordinate the academy. In addition to scouting Brazil for prospects, the Rays will also introduce baseball to groups between 7 and 14 years of age in the Marília area. In 2009 the Rays signed their first Brazilian player, infielder Leonardo Reginatto.

The Rays have also expanded scouting efforts in the Pacific Rim, Europe and Australia. Tim Ireland begins his fourth year as Pacific Rim scouting coordinator. Tateki “Bori” Uchibori, who served as an interpreter for former Tampa Bay infielder Akinori Iwamura, scouts for the Rays in Japan and Korea, while Keith Hsu covers Taiwan.

John Gilmore enters his fourth year in charge of Europe and Australia. In 2010 the Rays signed 16-year-old left-handed pitcher Stepan Havlicek, a member of the Czech Junior National Team, to a free agent minor league contract. Havlicek, the first player signed by the Rays out of the Czech Republic, played last summer in the Gulf Coast League. Also in 2010 Tampa Bay signed Darryl George, an 18-year-old infielder from Australia who played his first professional season in 2011.

In 2011 the Rays continued a program to introduce U.S.-born minor league players to the organization’s Latin American operations. Six players selected in the 2011 June Draft—Jeff Ames, Jake Faria, Jake Hager, James Harris, Brandon Martin and Blake Snell—spent a week at the Rays Dominican academy getting a firsthand look at the country that produces so much major league talent.





# RAYS PLAYER DEVELOPMENT PROGRAMS

## MENTAL SKILLS TRAINING PROGRAM



**Greg Riddoch**  
MENTAL SKILLS  
CONSULTANT



**Lance Green**  
MENTAL SKILLS  
CONSULTANT

SINCE ELITE ATHLETES are saddled with an overwhelming demand to succeed, the Rays developed the Mental Skills Training Program (MSTP), which addresses the mental side of the game. The MSTP operates in conjunction with all other aspects of the Rays Player Development program. Built upon the belief that what an athlete is thinking will influence his performance, the MSTP's goal is to develop a consistent, ideal mindset for performance and provide training in coping and mastery strategies on both an individual and team basis.

When a player's performance levels are not peaking, the mental skills training he receives provides him with a tool, something to lean on in tough times. Exercises conducted by the MSTP focus on concentration, awareness and communication skills. It is with these exercises that a player's preparation, execution and evaluation—both physical and mental—help lead to streamlined thought processes and consistent performance at the highest level.

Greg Riddoch, the Rays third base coach from 1998-99 and a former manager of the San Diego Padres (1990-92), is in his first season with the Rays in a mental skills role. Riddoch trains the Rays, Triple-A Durham and Double-A Montgomery. Lance Green, in his third year with the Rays and an Associate Clinical Professor of Wellness and Human Performance at Tulane, tutors Class-A Charlotte, Class-A Bowling Green, Short-A Hudson Valley, Rookie-level Princeton and the Gulf Coast League Rays.

## EMPLOYEE ASSISTANCE PROGRAM



**Vince Lodato**  
EAP  
DIRECTOR



**Francisco Ruiz**  
EAP,  
LATIN AMERICA

A KEY COMPONENT OF DEVELOPING successful baseball players is providing each individual with a web of support and education as he transitions into adulthood. The Rays believe that developing quality persons who are also professional athletes goes a long way in producing quality major league players. The Rays offer their players and staff the Employee Assistance Program (EAP), which is designed to provide support, education, consultation and information throughout all areas of the Rays Baseball Operations department, both in the United States and abroad in Latin America.

Spearheading the EAP's stateside efforts is Vince Lodato, who has been integral to the program's continued success since he began working with the Rays in 2001. Francisco Ruiz, who joined the Rays in 2007, works in conjunction with Lodato. Ruiz's focus is in Latin America, where he provides support, along with assistance in the assimilation of Latin American players into American culture.

Lodato and Ruiz have led the EAP with a proactive approach. Education and skills development are viewed as equally critical to a player's growth, with an understanding in place that each player's needs are different at different points in their journeys. The program reaches all levels of the organization, from in-season rookie orientation, instructional leagues and extended spring training to major league and minor league spring training.

During education sessions players are instructed on topics such as the Rays Player Code of Conduct, drug abuse, performance enhancing substances and stimulants. In addition, they cover the subjects of leadership, teamwork and developing one's career both on and off the field.



# JUNE DRAFT HISTORY

## 2011 DRAFT

| RD | NAME             | POS | SCHOOL                              |
|----|------------------|-----|-------------------------------------|
| 1  | Taylor Guerrieri | RHP | Spring Valley (SC) HS               |
| 1  | Mikie Mahtook    | OF  | Louisiana State Univ.               |
| 1  | Jake Hager       | SS  | Sierra Vista (NV) HS                |
| 1A | Brandon Martin   | SS  | Santiago (CA) HS                    |
| 1A | Tyler Goeddel    | 3B  | St. Francis (CA) HS                 |
| 1A | Jeff Ames        | RHP | Lower Columbia JC (WA)              |
| 1A | Blake Snell      | LHP | Shorewood (WA) HS                   |
| 1A | Kes Carter       | OF  | Western Kentucky Univ.              |
| 1A | Grayson Garvin   | LHP | Vanderbilt Univ.                    |
| 1A | James Harris Jr. | OF  | Oakland Tech (CA) HS                |
| 2  | Granden Goetzman | OF  | Palmetto (FL) HS                    |
| 2  | Lenny Linsky     | RHP | Univ. of Hawaii                     |
| 3  | Johnny Eierman   | SS  | Warsaw (MO) HS                      |
| 4  | Riccio Torrez    | 3B  | Arizona State Univ.                 |
| 5  | Jonathan Davis   | 3B  | Elk Grove (CA) HS                   |
| 6  | Jake Floethe     | RHP | Cal State Fullerton                 |
| 7  | Ryan Carpenter   | LHP | Gonzaga Univ.                       |
| 8  | John Alexander   | 1B  | Glendora (CA) HS                    |
| 9  | Matt Rice        | C   | Western Kentucky Univ.              |
| 10 | Jacob Faria      | RHP | Gahr (CA) HS                        |
| 11 | Cameron Seitzer  | 1B  | Oklahoma Univ.                      |
| 12 | Trevor Mitsui    | 1B  | Shorewood (WA) HS                   |
| 13 | Tanner English   | CF  | St. James (SC) HS                   |
| 14 | Matt Young       | OF  | El Camino Coll. Compton Center (CA) |
| 15 | Tyler Parmenter  | SS  | Cibola (AZ) HS                      |
| 16 | Brett McAfee     | SS  | Pine Tree (TX) HS                   |
| 17 | Taylor Motter    | SS  | Coastal Carolina Univ.              |
| 18 | Andy Bass        | RHP | Davidson Coll.                      |
| 19 | Matthew Ramsey   | RHP | Univ. of Tennessee                  |
| 20 | Garret Smith     | SS  | Boston Coll.                        |

| RD | NAME              | POS | SCHOOL                         |
|----|-------------------|-----|--------------------------------|
| 21 | Ryan Terry        | 3B  | Monmouth Univ.                 |
| 22 | Bradley Hendrix   | RHP | Auburn Univ.                   |
| 23 | Matthew Johnson   | CF  | Arkansas Tech Univ.            |
| 24 | Charles Cononie   | RHP | Towson Univ.                   |
| 25 | Brooks Belter     | RHP | Occidental Coll.               |
| 26 | Raymond Church    | 2B  | Florida Atlantic Univ.         |
| 27 | Lucas Irvine      | RHP | Northwestern State Univ.       |
| 28 | Blake Grant-Parks | C   | Yuba City (CA) HS              |
| 29 | Jonathan Kosco    | 2B  | Univ. of South Florida         |
| 30 | Chris Burgess     | RHP | Black Hawk Coll. (IL)          |
| 31 | Isaac Gil         | RHP | ASA Coll. (NY)                 |
| 32 | Ryan Turner       | RHP | Tarleton State Univ.           |
| 33 | Daniel Bream      | RHP | Southern Arkansas Univ.        |
| 34 | Zachary Butler    | RHP | McNeese State Univ.            |
| 35 | John Magliozzi    | RHP | Dexter (MA) HS                 |
| 36 | David Kubiak      | RHP | Univ. of Albany                |
| 37 | Tanner Poppe      | RHP | Univ. of Kansas                |
| 38 | Brandon Choate    | C   | Southern Arkansas Univ.        |
| 39 | Theron Geith      | LHP | Univ. of Louisiana – Lafayette |
| 40 | Joseph Perricone  | RHP | John Hersey (IL) HS            |
| 41 | Shay Crawford     | LHP | Lee Univ.                      |
| 42 | Michael Bourdon   | C   | Univ. of Tampa                 |
| 43 | Stayton Thomas    | RHP | Univ. of Texas                 |
| 44 | Jordan Leyland    | 1B  | Univ. of California – Irvine   |
| 45 | Kevin Lusson      | C   | Univ. of Texas                 |
| 46 | Max Rossiter      | C   | Central Arizona Coll.          |
| 47 | Derek Vaughn      | RHP | Texas Wesleyan Univ.           |
| 48 | Brandon Leibrandt | LHP | Marist (GA) HS                 |
| 49 | Alan Baldwin      | C   | Kailua (HI) HS                 |
| 50 | Ian Tomkins       | C   | Abilene Christian Univ.        |

BLUE HIGHLIGHT INDICATES PLAYER SIGNED (42 OF 60 SIGNED)

## 2010 TOP 10 DRAFT PICKS

| RD | NAME             | POS | SCHOOL                    |
|----|------------------|-----|---------------------------|
| 1  | Josh Sale        | OF  | Bishop Blanchet (WA) HS   |
| 1  | Justin O'Conner  | C   | Cowan (IN) HS             |
| 1A | Drew Vettleon    | OF  | Central Kitsap (WA) HS    |
| 2  | Jake Thompson    | RHP | Long Beach State Univ.    |
| 2  | Derek Dietrich   | SS  | Georgia Tech Univ.        |
| 3  | Ryan Brett       | SS  | Highline (WA) HS          |
| 4  | Austin Wood      | RHP | St. Petersburg (FL) Coll. |
| 5  | Ian Kendall      | RHP | Ashland (OR) HS           |
| 6  | Jesse Hahn       | RHP | Virginia Tech Univ.       |
| 7  | Michael Lorenzen | CF  | Fullerton (CA) HS         |
| 8  | Merrill Kelly    | RHP | Arizona State Univ.       |
| 9  | Jake DePew       | C   | Granite City (IL) HS      |
| 10 | Deshun Dixon     | CF  | Terry (MS) HS             |

## 2009 TOP 10 DRAFT PICKS

| RD | NAME               | POS | SCHOOL                       |
|----|--------------------|-----|------------------------------|
| 1  | LeVon Washington   | CF  | Buchholz (FL) HS             |
| 2  | Kenneth Diekroeger | SS  | Menlo (CA) HS                |
| 3  | Todd Glaesmann     | CF  | Midway (TX) HS               |
| 4  | Lucas Bailey       | C   | Troup County (GA) HS         |
| 5  | Jeffrey Malm       | 1B  | Bishop Gorman (NV) HS        |
| 6  | Devin Fuller       | RHP | Chandler Gilbert (AZ) CC     |
| 7  | Cody Rogers        | CF  | Panola (AZ) JC               |
| 8  | Brett Nommensen    | CF  | Eastern Illinois Univ.       |
| 9  | Kevin James        | LHP | Whitefish Bay (WI) HS        |
| 10 | Derek Dennis       | SS  | Forest Hills Central (MI) HS |

BLUE HIGHLIGHT INDICATES PLAYER SIGNED

## 2008 TOP 10 DRAFT PICKS

| RD | NAME                 | POS | SCHOOL               |
|----|----------------------|-----|----------------------|
| 1  | Timothy Beckham      | SS  | Griffin (GA) HS      |
| 2  | Kyle Lobstein        | LHP | Coconino (AZ) HS     |
| 3  | Jacob Jefferies      | C   | UC Davis             |
| 4  | Christopher Morrison | OF  | Univ. of Oregon      |
| 5  | Michael Sheridan     | 1B  | William & Mary Coll. |
| 6  | Shane Dyer           | RHP | South Mountain CC    |
| 7  | Jason Corder         | OF  | Cal State-Long Beach |
| 8  | Anthony Scelfo       | 2B  | Tulane Univ.         |
| 9  | Shawn Smith          | LHP | Saugus (CA) HS       |
| 10 | Matthew Hall         | SS  | Auburn Univ.         |

## 2007 TOP 10 DRAFT PICKS

| RD | NAME             | POS | SCHOOL                     |
|----|------------------|-----|----------------------------|
| 1  | David Price      | LHP | Vanderbilt Univ.           |
| 2  | William Kline    | RHP | Univ. of Mississippi       |
| 3  | Nicholas Barnese | RHP | Simi Valley (CA) HS        |
| 4  | David Newman     | LHP | Texas A&M Univ.            |
| 5  | Dustin Biell     | CF  | Inglemoor (WA) HS          |
| 6  | Emeel Salem      | CF  | Univ. of Alabama           |
| 7  | Reid Fronk       | LF  | Univ. of North Carolina    |
| 8  | Matthew Moore    | LHP | Moriarty (NM) HS           |
| 9  | William Cipriano | 2B  | Univ. of California-Irvine |
| 10 | Greg Sexton      | 3B  | William & Mary Coll.       |

## 2006 TOP 10 DRAFT PICKS

| RD | NAME             | POS | SCHOOL                 |
|----|------------------|-----|------------------------|
| 1  | Evan Longoria    | 3B  | Long Beach State Univ. |
| 2  | Josh Butler      | RHP | Univ. of San Diego     |
| 3  | Nick Fuller      | RHP | Kell (GA) HS           |
| 4  | Alex Cobb        | RHP | Vero Beach (FL) HS     |
| 5  | Shawn O'Malley   | SS  | Southridge (WA) HS     |
| 6  | Nevin Ashley     | C   | Indiana State Univ.    |
| 7  | Ryan Reid        | RHP | James Madison Univ.    |
| 8  | Tyree Hayes      | RHP | Tomball (TX) HS        |
| 9  | Eligio Sonoqui   | 1B  | Cesar Chavez (AZ) HS   |
| 10 | Desmond Jennings | CF  | Itawamba (AL) JC       |

## 2005 TOP 10 DRAFT PICKS

| RD | NAME               | POS | SCHOOL                        |
|----|--------------------|-----|-------------------------------|
| 1  | Wade Townsend      | RHP | Rice Univ.                    |
| 2  | Chris Mason        | RHP | UNC Greensboro                |
| 3  | Bryan Morris       | RHP | Tallahoma (TN) HS             |
| 4  | Jeremy Helleickson | RHP | Hoover (IA) HS                |
| 5  | Michael McCormick  | 3B  | Marist (OR) HS                |
| 6  | Gregory Reinhard   | RHP | Univ. of Wisconsin-Whitewater |
| 7  | Michael Wlodarczyk | LHP | Boston Coll.                  |
| 8  | Andrew Lopez       | OF  | Elk Grove (CA) HS             |
| 9  | Derek Feldkamp     | RHP | Univ. of Michigan             |
| 10 | John Matulia       | OF  | Eustis (FL) HS                |

## 2004 TOP 10 DRAFT PICKS

| RD | NAME              | POS | SCHOOL                     |
|----|-------------------|-----|----------------------------|
| 1  | Jeff Niemann      | RHP | Rice Univ.                 |
| 2  | Reid Brignac      | SS  | St. Amant (LA) HS          |
| 3  | Wade Davis        | LHP | Lake Wales (FL) HS         |
| 4  | Matthew Spring    | C   | Dixie State (UT) JC        |
| 5  | Jacob McGee       | LHP | Edward Reed (NV) HS        |
| 6  | Ryan Royster      | LF  | Churchill (OR) HS          |
| 7  | Fernando Perez    | CF  | Columbia Univ.             |
| 8  | John Rhyne Hughes | 1B  | Pearl River (MS) CC        |
| 9  | Joseph Muro       | RHP | Mt. San Antonio (CA) Coll. |
| 10 | Matt Walker       | RHP | Central (LA) HS            |

## 2003 TOP 10 DRAFT PICKS

| RD | NAME               | POS | SCHOOL                  |
|----|--------------------|-----|-------------------------|
| 1  | Delmon Young       | RF  | Camarillo (CA) HS       |
| 2  | James Houser       | LHP | Sarasota (FL) HS        |
| 3  | Andrew Miller      | LHP | Buchholz (FL) HS        |
| 4  | Travis Schlichting | 3B  | Round Rock (TX) HS      |
| 5  | Jonathan Barratt   | LHP | Hillcrest (MO) HS       |
| 6  | Christian Lopez    | C   | Hialeah (FL) HS         |
| 7  | Brian Henderson    | LHP | Univ. of Houston        |
| 8  | Matthew Maniscalco | SS  | Mississippi State Univ. |
| 9  | William Buckner    | RHP | Young Harris (GA) JC    |
| 10 | Shawn Cumberland   | CF  | Pace (FL) HS            |

## 2002 TOP 10 DRAFT PICKS

| RD | NAME               | POS | SCHOOL                          |
|----|--------------------|-----|---------------------------------|
| 1  | Melvin Upton       | SS  | Greenbrier Christian Acad. (VA) |
| 2  | Jason Pridie       | CF  | Prescott (AZ) HS                |
| 3  | Elijah Dukes       | CF  | Hillsborough (FL) HS            |
| 4  | Wesley Bankston    | OF  | Plano East (TX) HS              |
| 5  | Mark Romanczuk     | LHP | St. Marks (DE) HS               |
| 6  | Cesar Ramos        | LHP | El Rancho (CA) HS               |
| 7  | Jeffrey Autrey     | RHP | Univ. of North Carolina         |
| 8  | Joseph Gomes       | LF  | Santa Clara Univ.               |
| 9  | Christopher Leroux | CF  | St. Joseph (Ontario) SS         |
| 10 | Jason Hammel       | RHP | Treasure Valley (OR) CC         |

## 2001 TOP 10 DRAFT PICKS

| RD | NAME               | POS | SCHOOL                     |
|----|--------------------|-----|----------------------------|
| 1  | Dewon Brazelton    | RHP | Middle Tennessee St. Univ. |
| 2  | Jon Switzer        | LHP | Arizona State Univ.        |
| 3  | Christopher Flinn  | RHP | Stony Brook Univ.          |
| 4  | David Bush         | RHP | Wake Forest Univ.          |
| 5  | Christopher Seddon | LHP | Canyon (CA) HS             |
| 6  | Matt Rico          | RF  | Fresno CC                  |
| 7  | Timothy King       | LHP | Deer Park (TX) HS          |
| 8  | Aaron Clark        | RF  | Univ. of Alabama           |
| 9  | Fernando Cortez    | 3B  | Grossmont (CA) JC          |
| 10 | Jason St. Clair    | SS  | Desert Vista (AZ) HS       |

BLUE HIGHLIGHT INDICATES PLAYER SIGNED

## 2000 TOP 10 DRAFT PICKS

| RD | NAME             | POS | SCHOOL                       |
|----|------------------|-----|------------------------------|
| 1  | Rocco Baldelli   | OF  | Bishop Hendricken (RI) HS    |
| 5  | Jace Brewer      | SS  | Baylor Univ.                 |
| 6  | Daniel Massiatte | C   | Univ. of Louisiana-Lafayette |
| 7  | Mike Krga        | SS  | St. Ignatius (IL) HS         |
| 8  | Dennis Malaska   | LHP | Akron Univ.                  |
| 9  | John Dischiavo   | RHP | Las Vegas (NV) HS            |
| 10 | John Benedetti   | RHP | Augustana (IL) Coll.         |
| 11 | Hans Smith       | LHP | Fresno State Univ.           |
| 12 | Kelly Eddlemon   | 3B  | Sam Houston State Univ.      |
| 13 | Richard Dorman   | RHP | Western Baptist Univ.        |

## 1999 TOP 10 DRAFT PICKS

| RD | NAME             | POS | SCHOOL                  |
|----|------------------|-----|-------------------------|
| 1  | Josh Hamilton    | CF  | Athens Drive (NC) HS    |
| 2  | Carl Crawford    | CF  | Jeff Davis (TX) HS      |
| 3  | Doug Waechter    | RHP | Northeast (FL) HS       |
| 4  | Alex Santos      | RHP | Univ. of Miami          |
| 5  | Michael McClung  | RHP | Greenbrier East (WV) HS |
| 6  | Eric Henderson   | LHP | Santa Fe (FL) CC        |
| 7  | Andrew Beinbrink | 3B  | Arizona State Univ.     |
| 8  | Ryan Gloger      | LHP | Jesuit (FL) HS          |
| 9  | Dan Ortiz        | 1B  | Hemet (CA) HS           |
| 10 | Nathan Cromer    | LHP | Lincoln (IA) HS         |

## 1998 TOP 10 DRAFT PICKS

| RD | NAME           | POS | SCHOOL                 |
|----|----------------|-----|------------------------|
| 4  | Joshua Presley | 1B  | Westminster Acad. (FL) |
| 5  | Aubrey Huff    | 3B  | Univ. of Miami         |
| 6  | Ryan Rupe      | RHP | Texas A&M Univ.        |
| 7  | John Jacobs    | 3B  | Marin Catholic (CA) HS |
| 8  | Joseph Kennedy | LHP | Grossmont (CA) JC      |
| 9  | Brian Martin   | 1B  | Central Union (CA) HS  |
| 10 | Ben Keiter     | RHP | Arvada West (CO) HS    |
| 11 | Steve Goodson  | 1B  | Cowley (KS) CC         |
| 12 | Adam Flohr     | LHP | Portland State Univ.   |
| 13 | Vaughn Dickson | LHP | Dalton (GA) HS         |

## 1997 TOP 10 DRAFT PICKS

| RD | NAME              | POS | SCHOOL                    |
|----|-------------------|-----|---------------------------|
| 1  | Jason Standridge  | RHP | Hewitt Trussville (AL) HS |
| 2  | Kenny Kelly       | OF  | Tampa Catholic HS         |
| 3  | Barrett Wright    | RHP | Myers Park (NC) HS        |
| 4  | Todd Belitz       | LHP | Washington State Univ.    |
| 5  | Marquis Roberts   | LHP | McLane (CA) HS            |
| 6  | Matthew Mansfield | RHP | Jacksonville (AR) HS      |
| 7  | Eddy Reyes        | RHP | Univ. of Miami            |
| 8  | Jack Joffrion     | SS  | Lamar Univ.               |
| 9  | Toby Hall         | C   | Univ. Nevada Las Vegas    |
| 10 | Dane Hutchens     | RHP | Anderson (TX) HS          |

## 1996 TOP 10 DRAFT PICKS

| RD | NAME             | POS | SCHOOL                     |
|----|------------------|-----|----------------------------|
| 1  | Paul Wilder      | OF  | Cary (NC) HS               |
| 2  | Douglas Johnson  | 3B  | Buchholz (FL) HS           |
| 3  | Edward Kofler    | RHP | Tarpon Springs (FL) HS     |
| 4  | Cedrick Bowers   | LHP | Chieffland (FL) HS         |
| 5  | Alex Sanchez     | CF  | Miami Dade Wolfson (FL) HS |
| 6  | Elliott Brown    | RHP | Auburn Univ.               |
| 7  | Michael Calloway | RHP | Univ. of Mississippi       |
| 8  | Matt Quatraro    | C   | Old Dominion Univ.         |
| 9  | Dennis Pujals    | RHP | Univ. of Miami             |
| 10 | Chie Gunner      | OF  | Grandview (MO) HS          |

BLUE HIGHLIGHT INDICATES PLAYER SIGNED



DID YOU KNOW?

## 2012 JUNE DRAFT

The annual First-Year Player Draft is set for June 4-6. After having 10 selections before the second round began last year, the Rays have the 25th pick in this year's draft and their next pick will come in the second round (88th overall).

# BROADCAST INFORMATION

The annual Rays Broadcast Auction offers fans one-of-a-kind experience packages. Past packages have included VIP trips to the All-Star Game and Rays road games, private hitting lessons with a player, a meet-and-greet with Joe Maddon and spending a day with Rays broadcasters. Last year's auction raised over \$50,000 for the Rays Baseball Foundation.



PHOTOGRAPH BY  
STEVEN KOVICH





## RAYS ON TELEVISION



### DEWAYNE STAATS

**DEWAYNE ANCHORS** the Emmy Award-winning Sun Sports telecast this year, his 36th season broadcasting major league baseball and his

15th with the Rays. Dewayne has also handled play-by-play for Fox Sports national baseball coverage. He celebrated his 5,000th major league broadcast in 2010.

Before joining the Rays, he spent three years calling play-by-play for ESPN in a variety of sports, including MLB, NCAA baseball, basketball and football. He began his major league play-by-play career as the radio and TV voice of the Houston Astros from 1977-84, then called radio and TV action for the Chicago Cubs from 1985-89. He was the lead play-by-play announcer for the New York Yankees from 1990-94, and spent the 1994-95 seasons call-

ing the action for The Baseball Network (ABC/NBC).

Staats began his career as a sports reporter for WSIE Radio while a student at Southern Illinois University at Edwardsville and began his baseball career as the radio voice of the Oklahoma City 89ers (1973-74). In 1975-76 he was sports director at KPLR TV in St. Louis and received an Emmy nomination. A 1975 graduate of SIU-Edwardsville, Dewayne earned Distinguished Alumnus of the Year honors in 1987 and was recently listed among baseball's top 101 all-time announcers by author Curt Smith. Dewayne was inducted into SIU-Edwardsville Alumni Hall of Fame in 2010.

He and his wife, Carla, support the Quantum Leap Farm and PACE Center for Girls Charities. He has two daughters, Stephanie Wheeler and Alexandra, and three grandchildren, Gabriel (7), Zachary (4) and Evie (1).



### BRIAN ANDERSON

**BRIAN ENTERS** his second season as full-time television color analyst alongside Dewayne Staats on Sun Sports. It will mark his fourth

season as part of the Rays broadcast team, after providing analysis for 50 Rays games and co-hosting the Rays Live pregame shows with Todd Kalas in each of his first two seasons.

Prior to joining the broadcast team, Brian served on the major league staff as assistant to the pitching coach where he worked under Jim Hickey from March 2008 through the 2009 season. He also filled in as broadcaster for the

Cleveland Indians on Sports Time Ohio and hosted a weekly highlights show while recovering from injury in 2007.

Anderson spent 13 seasons pitching in the majors (1993-2005) with the Angels, Indians, Diamondbacks and Royals and was a member of the 2001 World Champion Diamondbacks. He was the third overall selection by the Angels in the 1993 June Draft and the following season was named *Sporting News* AL Rookie of the Year. He was also selected by the D-backs as their first pick in the 1997 Expansion Draft.

Brian resides in St. Petersburg and has two children, Rylyn Mae (7) and Jackson James (5).



### TODD KALAS

**TODD BEGINS** his 15th season with the Rays and 20th in the major leagues. He will work all 150 telecasts on Sun Sports in his primary role as pre- and

postgame host and in-game reporter. He has also filled in every season with play-by-play and color on both the Rays television and radio networks.

He previously worked on the radio broadcast team of the New York Mets (1992-93) and the television broadcast team of the Philadelphia Phillies (1994-96). After graduating with a degree

in broadcast journalism from Syracuse University in 1988, Todd began his baseball career with the Louisville Redbirds in 1991.

Todd has worked the last nine offseasons with Cox Sports Television in Louisiana handling play-by-play of college football, basketball and baseball. He is also part of the University of South Florida basketball radio broadcast team and fills in as pregame host for the Tampa Bay Lightning.

Todd is the son of the late Phillies broadcaster Harry Kalas, a 2002 Hall of Fame inductee. He is single and resides in Tampa.


**RAYS ON  
RADIO**

**ANDY FREED**

**ANDY RETURNS** to the booth for his eighth season with the Rays broadcast team. He joined the Rays after serving as the voice of the Triple-A

Pawtucket Red Sox for four seasons. Freed was also the voice of the Double-A Trenton Thunder (Red Sox) for five seasons (1996-2000).

He began his baseball radio career as a broadcast assistant with the Orioles flagship station WBAL conducting postgame interviews for all home games during the 1990-93 seasons. He began his play-by-play career with the St. Lucie Mets of the Class-A Florida State League in 1994-95. His other play-by-play experience includes college

basketball for ESPN Regional (2004-present), Providence College (2003-05) and Rider University (1996-2001). He also broadcast for The College of New Jersey football and Baltimore Spirit soccer. Freed is a graduate of Towson State University (Md.) where he called action for basketball, football and lacrosse during his time at school.

Andy enthusiastically works with the ALS Association. In addition to reciting Lou Gehrig's famous speech at Tropicana Field every year on "ALS Night," he emcees various local events including their annual "Ride to Defeat ALS."

He and his wife, Amy, reside in Parrish, Fla., with their daughter Sarah (9) and twins Casey and Maddie (2).


**DAVE WILLS**

**DAVE ENTERS** his eighth season in the Rays radio booth. He came to the Rays having spent 11 seasons as part of the Chicago White

Sox radio broadcast team hosting the pre- and postgame shows and filling in the booth when necessary. His first play-by-play action came with the Class-A Kane County Cougars of the Midwest League from 1991-95 where he was the franchise's first radio voice.

He was the radio voice of University of Illinois-Chicago men's basketball from 1997-2005 and served as a play-by-play announcer for high school sports on Comcast Network-Chicago as well as the lead anchor for their highlight show,

*Sports Weekly* from 2000-05. He also appeared as the pre- and postgame show host for Notre Dame football and basketball as well as the co-host of the *Kevin White Show* while with ESPN Radio 1000 in Chicago for nine years. He provided television play-by-play for UIC basketball this past offseason. Wills served as the pitching coach/recruiting coordinator with Elmhurst College (Ill.) in 1989 and as interim head coach at the University of Chicago in 1990. He owns bachelor's degrees in speech communication and urban studies from Elmhurst where he played ball for three years.

Every winter, Dave helps feed the homeless during Joe Maddon's Thanksmas. He and his wife, Elizabeth, have a son, Alex, and a daughter, Michelle. They reside in Lutz, Fla.


**NEIL SOLONDZ**

**NEIL BEGINS** his first season on the Rays Baseball Network as host of the pre- and postgame shows as well as contributing to *This Week in Rays*

*Baseball*, an hour-long show on WDAE 620 AM.

Before joining the Rays full-time, Neil was the radio voice of the Durham Bulls from 2004-11 and filled in on the Rays pre- and postgame show from 2010-11. During his tenure with Durham, he broadcast the Triple-A All-Star Game and the Triple-A National Championship game to a nationwide audience. Over the last two seasons, he did play-by-

play for 11 games that aired on MLB Network.

Prior to his tenure with the Bulls, Solondz broadcast minor league games for the Class-A Lakewood BlueClaws (Phillies) and Class-A Quad City River Bandits (Twins). He also has done freelance play-by-play of college football for ESPN3 and has worked for the North Carolina State University, Rutgers University and Delaware State University radio networks.

Solondz attended Rutgers, The State University of New Jersey-New Brunswick. He and his wife, Sari, reside in Palm Harbor, Fla., with their daughters Emily (5) and Abby (4).



## RAYS ON SPANISH RADIO



### ENRIQUE OLIU

**ENRIQUE RETURNS** for his 14th season as color analyst on the Rays Spanish broadcast. In February 2009,

Enrique was inducted into the

Florida College Sports Hall of Fame for his impact on the college and in life. He is the subject of the award-winning 2009 documentary *Henry O!*, filmed by Boston-based Rosemont Productions during the 2007 season.

Born in Nicaragua, Oliu came to the United States at age 10 and attended the St. Augustine School for the Blind. He called his first professional action in 1989 for the Jacksonville Expos and then served as color commentator for the St. Petersburg Pelicans of the Senior Professional Baseball

League. Prior to that, he was the public address announcer for seven years for Florida College baseball in Tampa. He also appeared as a regular contributor on *Solamente Pelota* ("Only Baseball") on SiriusXM, has hosted his own show on WQBN 1300 AM and has appeared as a guest analyst on USF Spanish broadcasts and on baseball broadcasts and talk shows in Managua, Nicaragua. He has also called action for the Tampa Bay Storm Arena Football League (2003-05) and served as the Spanish voice for the Tampa Bay Buccaneers in 2002-03.

Oliu owns a communications degree from the University of South Florida. He and his wife, Debbie, reside in St. Petersburg.



### RICARDO TAVERAS

**RICARDO BEGINS** his 10th season calling play-by-play on the Rays Spanish broadcast. The Dominican-born Taveras has 26 years of

radio experience. He spent two years as a sports commentator in the Dominican Republic and

was program director for HIVG 870 AM and HIVP 970 AM there from 1990-92. Following that, he served as assistant program director for WRIV in Providence, R.I., for three years.

He and his wife, Jacqueline, reside in Tampa. His oldest son, Ricardo Jr., 24, is a right-handed pitcher currently in the Rays minor league system.

## RADIO AFFILIATES

**WDAE 620 AM**  
Tampa (Flagship)

**WGES 680 AM**  
Tampa (Spanish)

**WAMA 1550 AM**  
Tampa (Spanish)

**WFHT 1390 AM**  
Avon Park

**WWJB 1450 AM**  
Brooksville

**WMEL 1300 AM**  
Cocoa Beach

**WDCF 1350 AM**  
Dade City

**WENG 1530 AM/107.5 FM**  
Englewood

**WWCN 770 AM**  
Fort Myers

**WYGC 104.9 FM**  
Gainesville

**WXJB 99.9 FM**  
Homosassa

**WONN 1230 AM**  
Lakeland

**WORL 660 AM**  
Orlando

**WBZW 1520 AM**  
Orlando

**WLTG 1430 AM**  
Panama City

**WCCF 1580 AM**  
Port Charlotte

**WSRQ 1220 AM/106.9 FM**  
Sarasota

**WNLS 1270 AM**  
Tallahassee

**WZHR 1400 AM**  
Zephyrhills

**WIQR 1410 AM**  
Montgomery, Ala.

**WAZL 1490 AM**  
Hazleton, Pa.

**KLRG 880 AM**  
Little Rock, Ark.



# TROPICANA FIELD & MISC.

Tropicana Field has hosted 13 postseason games since the Rays made their first playoff appearance in 2008. Nineteen-year-old saxophonist **B.K. Jackson** performs the national anthem at Game 3 of the 2011 American League Division Series before a sellout crowd. Moments later, the family of the late Lee Roy Selmon delivered the ceremonial first pitch.



PHOTOGRAPH BY  
**MIKE EHRMANN/GETTY IMAGES**



# TB TROPICANA FIELD



SKIP MILOS

- + Originally named the Florida Suncoast Dome, Tropicana Field's 1.1 million square feet include unique design features and fan amenities found nowhere else in the major leagues.
  - + The venue was opened to the public on March 3, 1990, at a cost of \$138 million. It became the ThunderDome in 1993 with the arrival of the area's National Hockey League expansion franchise, the Tampa Bay Lightning. It was renamed Tropicana Field on Oct 4, 1996, in accordance with a naming rights agreement between the Rays and Bradenton's Tropicana Dole Beverages North America.
  - + The current capacity is 34,078 with a portion of the upper deck tarped.
  - + Over 2006-07, the Rays invested more than \$18 million toward improvements to Tropicana Field including the creation of the Whitney Bank Club, major improvements to the interior of the park, the installation of new video boards and a sound system, and the addition of the Ted Williams Museum and Hitters Hall of Fame located in Center Field Street.
  - + Tropicana Field is also the world's only professional sports facility that features live rays. The Rays Touch Tank opened in 2006, and is located just behind the right-center field wall.
- Through a unique partnership with the Florida Aquarium, there are over 20 cownose rays that fans can touch and feed throughout the game. The 10,000-gallon tank is sponsored by the Pinellas County Visitors Bureau and FloridaBeaches.com and is one of the 10 largest in the United States.
  - + Tropicana Field is the only major league park to feature an artificial surface and all-dirt base paths. Only four other artificial turf ballparks have ever featured all-dirt base paths: Houston's Astrodome (1966-71); San Francisco's Candlestick Park in 1971; Pittsburgh's Three Rivers Stadium in the early '70s; and, most recently, St. Louis' Busch Stadium (1970-76).
  - + The Rays were the first professional team to install the in-fill system turf in 2000 and in 2007 went with FieldTurf's latest product featuring a duo filament system. In 2011, AstroTurf introduced the latest in the turf market to the Trop by installing the brand new Game Day Grass 3D-60 H specifically designed for baseball.
  - + Tropicana Field features the world's second-largest cable-supported domed roof (Georgia Dome is the largest). It's made of six acres of translucent, Teflon-coated fiberglass and it vir-

tually supports itself with 180 miles of cables connected by struts. Opposing forces of tension and compression keep the roof in an arc. Tropicana Field's roof is slanted at a 6.5-degree angle, dropping from 225 feet above second base to 85 feet at the center field wall. The slanted roof reduced the overall construction costs and decreased the volume of air under the dome by 16.8 million cubic feet. Accordingly, that reduced the amount of air that requires climate control treatment. It is built to withstand winds of up to 115 miles per hour.

- + Though originally built for baseball, there have been 14 other sports and competitive events

held there. These include hockey, basketball, football, sprint car racing, gymnastics, soccer, tennis, weightlifting, ping-pong, karate, motorcycle racing, equestrian events, track and figure skating.

- + In addition to the 2008 World Series, the facility was also home to the 1999 NCAA Basketball Final Four featuring Duke, Ohio State, Michigan State and eventual-champion Connecticut. The largest crowd to date – 47,150 – appeared at the Aug 11, 1990, concert featuring New Kids on the Block. It is currently home to college football's Beef 'O' Brady Bowl and the Under Armour All-American High School All-Star Game and the East West Shrine Game.

## TROPICANA FIELD AT A GLANCE

### FENCE DIMENSIONS

|                   |         |
|-------------------|---------|
| Left Field Line   | 315 ft. |
| Left Field Alley  | 370 ft. |
| Left-Center       | 410 ft. |
| Center Field      | 404 ft. |
| Right-Center      | 404 ft. |
| Right Field Alley | 370 ft. |
| Right Field Line  | 322 ft. |

### FENCE HEIGHTS

|              |               |
|--------------|---------------|
| Left Field   | 11 ft., 5 in. |
| Center Field | 9 ft., 4 in.  |
| Right Field  | 11 ft., 5 in. |

### ROOF HEIGHTS

|               |                   |
|---------------|-------------------|
| Highest Point | 225 ft. at center |
| Lowest Point  | 85 ft. at CF wall |

### PLAYING SURFACE

AstroTurf Game Day  
Grass 3D-60 H

### PARKING

Approximately 7,000 on-site spaces

### CAPACITY

34,078

## TROPICANA FIELD TICKET PURCHASING INFO

### TICKET PURCHASE BY WALK-UP

Tropicana Box Office  
One Tropicana Drive, Gate 1  
(next to Rotunda, east side of ballpark)

### Non-Gameday Hours

Monday-Friday: 9 a.m. – 5:30 p.m.  
Saturday: 9 a.m. – 3 p.m.  
Sunday: Noon – 4 p.m.

### Gameday Hours

Gate 1: 9 a.m. until half an hour after end of game  
Gate 4: Half hour before gates open until the middle of the 7th inning

### TICKET PURCHASE BY PHONE

1-800-745-3000 or 1-888-FAN-RAYS

### TICKET PURCHASE ONLINE

raysbaseball.com



DID YOU KNOW?

## LOCAL RAYS

Ten Tampa Bay-area natives have played for the Rays.

### BRADENTON

RHP Lance Carter, 2002-05

### PLANT CITY

OF Kenny Kelly, 2000

### ST. PETERSBURG

1B Casey Kotchman 2011  
RHP Doug Waechter, 2003-06

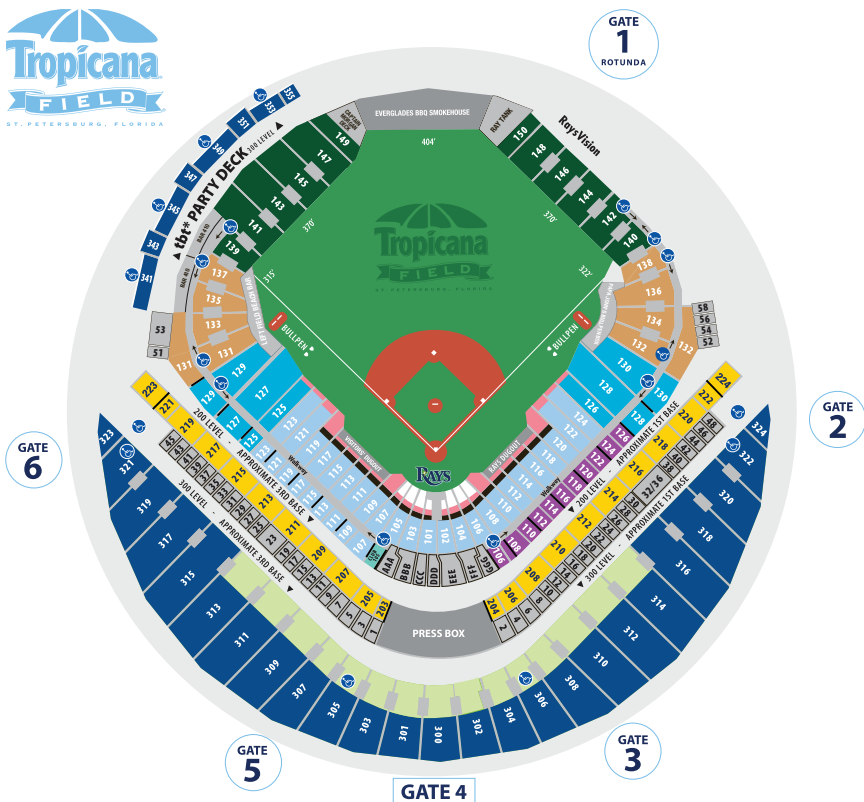
### TAMPA

C Kevin Cash, 2005  
OF Matt Joyce, 2009  
1B Tino Martinez, 2004  
1B Fred McGriff, 1998-2001, 2004  
INF Jason Romano, 2004  
OF Ozzie Timmons, 2000

2012 SINGLE GAME PRICING

| Seating Category                 | Diamond | Platinum | Gold  | Silver |
|----------------------------------|---------|----------|-------|--------|
| Avantair Home Plate Club         | \$300   | \$275    | \$255 | \$210  |
| Hancock Bank Club                | \$175   | \$155    | \$125 | \$115  |
| Hancock Bank Club 105            | \$170   | \$150    | \$120 | \$110  |
| Fieldside Box                    | \$142   | \$115    | \$92  | \$80   |
| Lower Infield Box                | \$100   | \$80     | \$66  | \$55   |
| Lower Box                        | \$70    | \$62     | \$52  | \$40   |
| Lower Reserved                   | \$70    | \$62     | \$40  | \$30   |
| Press Level                      | \$50    | \$46     | \$37  | \$27   |
| Baseline Box                     | \$39    | \$35     | \$29  | \$20   |
| Outfield                         | \$27    | \$25     | \$22  | \$16   |
| Upper Box                        | \$23    | \$21     | \$16  | \$9    |
| Upper Reserved   tbt* Party Deck | \$19    | \$17     | \$12  | \$9    |

LISTED PRICES INCREASE \$3 EACH SEATING CATEGORY, BEGINNING FIVE HOURS PRIOR TO EACH RESPECTIVE GAME. ALL TICKET PRICES FOR EACH GAME ARE SUBJECT TO CHANGE AT THE RAYS DISCRETION. PLEASE VISIT RAYSBASEBALL.COM FOR CURRENT PRICING INFORMATION.



**TB** CHARLOTTE  
SPORTS PARK



SKIP MILOS

**ON SEP 20, 2006**, the Rays and the Charlotte County Board of Commissioners signed a 20-year agreement for the team to conduct spring training at Charlotte Sports Park, spring training home of the Texas Rangers from 1987-2002. Following an 18-month renovation, the park became the Rays official spring home on Feb 25, 2009 when Tampa Bay hosted the Cincinnati Reds. The Rays went on to set the franchise spring training attendance record and sold out eight home games in their first season in Charlotte County.

■ **CHARLOTTE STONE CRABS**

The Stone Crabs have led the Florida State League in attendance and won the South Division in two of their first three seasons.

■ **SIZE**

82 acres, including the ballpark and 5-½ practice fields

■ **ARCHITECT**

Populous, formerly known as HOK Sport Facilities Group, Inc. (Kansas City, Mo.)

■ **FINANCING**

The \$27.2 million renovation and expansion project was funded by the Charlotte County Board of Commissioners' unanimous approval (4-0) of a fifth-cent tourism tax, a contribution from the Rays and a \$15 million grant from the Florida Sports Foundation and the State's Office of Tourism.

■ **SEATING CAPACITY**

The ballpark features a diversity of seating areas within the park, including over 5,000 fixed seats and two berm areas and other general admis-

sion areas that can accommodate over 1,000 additional fans, all within an intimate ballpark setting. The stadium capacity is 6,823.

■ **CLUBHOUSE**

A 44,000-square-foot, two-story clubhouse building beyond right field features state-of-the-art locker room and training facilities, and houses the Rays major and minor league players and the Rays Player Development Center.

■ **PLAYING FIELD DIMENSIONS**

|                   |         |
|-------------------|---------|
| Left Field Line   | 343 ft. |
| Left Field Alley  | 384 ft. |
| Center Field      | 414 ft. |
| Right Field Alley | 384 ft. |
| Right Field Line  | 343 ft. |

■ **TEAM STORE**

Located just inside the entry gate behind home plate, a 2,800-square-foot team store is open daily during spring training.

■ **BASEBALL BOARDWALK**

A 19,000-square-foot wooden concourse stretches around the outfield to provide 360-degree pedestrian

circulation and incredible views of the playing field and pitching bullpens for all fans.

■ **GROUP SEATING**

Three party areas located on the boardwalk are available to groups and can seat a total of 276 fans. Suites are also available for group purchase on a per-season or per-game basis.

■ **TIKI BAR**

On the boardwalk in left-center field, a full liquor tiki bar has seating for up to 69 fans at a time.

■ **KIDS' CLUBHOUSE**

A playground area located behind the berm seating area in right field was designed with the help of about 20 kids in Charlotte County and features a variety of activities for kids of all ages.

■ **PARKING**

Over 1,500 parking spaces are located on site, with 500 additional spaces to be used across the street at the County Fairgrounds.



# SPRING TRAINING 2012

## SPRING TRAINING INFO › FEB 20 - APRIL 4

### HOME STADIUM

Charlotte Sports Park  
 Tampa Bay Rays  
 2300 El Jobean Road  
 Port Charlotte, FL 33948

### COMMUNICATIONS

#### Phone

(941) 235-5044

#### Fax

(941) 235-5095

#### Email

aheydt@raysbaseball.com  
 HANDLES CREDENTIAL REQUESTS

### REPORT DATES

#### Pitchers & Catchers

Tuesday, Feb 20

#### Position Players

Saturday, Feb 25

### FIRST WORKOUT DATES

#### Pitchers & Catchers

Wednesday, Feb 21

#### Position Players

Sunday, Feb 26

### PHOTO DAY

Wednesday, Feb 29, 7:30 a.m.

## 2012 SCHEDULE

| DAY | DATE     | OPPONENT          | SITE             | R/TV | TIME      |
|-----|----------|-------------------|------------------|------|-----------|
| Sat | March 3  | @Minnesota        | Lee County       | W    | 1:05 p.m. |
| Sun | March 4  | Minnesota         | Charlotte County | W    | 1:05 p.m. |
| Mon | March 5  | Baltimore         | Charlotte County |      | 1:05 p.m. |
| Tue | March 6  | Minnesota         | Charlotte County |      | 1:05 p.m. |
| Wed | March 7  | @New York Yankees | Tampa            |      | 1:05 p.m. |
| Thu | March 8  | Detroit (ss)      | Charlotte County |      | 1:05 p.m. |
|     |          | @Minnesota (ss)   | Lee County       |      | 1:05 p.m. |
| Fri | March 9  | Baltimore         | Charlotte County |      | 1:05 p.m. |
| Sat | March 10 | @Boston           | Fort Myers       | W    | 7:05 p.m. |
| Sun | March 11 | Pittsburgh        | Charlotte County | W    | 1:05 p.m. |
| Mon | March 12 | Minnesota         | Charlotte County |      | 1:05 p.m. |
| Tue | March 13 | @Baltimore        | Sarasota         |      | 1:05 p.m. |
| Wed | March 14 | Miami             | Charlotte County |      | 1:05 p.m. |
| Thu | March 15 | Philadelphia      | Charlotte County | T    | 1:05 p.m. |
| Fri | March 16 | @Toronto          | Dunedin          |      | 1:05 p.m. |
| Sat | March 17 | @Pittsburgh       | Bradenton        | W    | 1:05 p.m. |
| Sun | March 18 | Boston            | Charlotte County | W/T  | 1:05 p.m. |
| Mon | March 19 | OPEN DATE         |                  |      |           |
| Tue | March 20 | @Miami            | Jupiter          |      | 1:05 p.m. |
| Wed | March 21 | New York Yankees  | Charlotte County | E    | 1:05 p.m. |
| Thu | March 22 | @Pittsburgh       | Bradenton        |      | 1:05 p.m. |
| Fri | March 23 | Toronto           | Charlotte County | W    | 7:05 p.m. |
| Sat | March 24 | @Minnesota        | Lee County       | W    | 3:05 p.m. |
| Sun | March 25 | Miami             | Charlotte County | W/T  | 1:05 p.m. |
| Mon | March 26 | @Minnesota        | Lee County       |      | 1:05 p.m. |
| Tue | March 27 | @Boston           | Fort Myers       |      | 1:35 p.m. |
| Wed | March 28 | Pittsburgh        | Charlotte County | W    | 7:05 p.m. |
| Thu | March 29 | @Philadelphia     | Clearwater       | E    | 1:05 p.m. |
| Fri | March 30 | @Pittsburgh       | Bradenton        |      | 1:05 p.m. |
| Sat | March 31 | Boston            | Charlotte County | W/T  | 1:05 p.m. |
| Sun | April 1  | @Baltimore        | Sarasota         | W    | 1:05 p.m. |
| Mon | April 2  | Minnesota         | Charlotte County |      | 1:05 p.m. |
| Tue | April 3  | @Minnesota        | Lee County       |      | 1:05 p.m. |
| Wed | April 4  | Future Rays       | Tropicana Field  | W    | 1:40 p.m. |

HOME GAMES SHADED

RADIO: SPORTS ANIMAL WDAE 620 AM (W)

TELEVISION: SUN SPORTS (T), ESPN (E)

## ALL-TIME RESULTS

| YEAR            | W          | L          | T         | ATTENDANCE     |
|-----------------|------------|------------|-----------|----------------|
| 2011            | 15         | 14         | 0         | 95,859         |
| 2010            | 20         | 8          | 2         | 97,971         |
| 2009            | 15         | 16         | 1         | 103,255        |
| 2008            | 18         | 8          | 2         | 54,960         |
| 2007            | 10         | 19         | 2         | 79,044         |
| 2006            | 13         | 16         | 1         | 70,756         |
| 2005            | 13         | 16         | 0         | 61,261         |
| 2004            | 11         | 8          | 0         | 43,916         |
| 2003            | 8          | 19         | 3         | 51,324         |
| 2002            | 10         | 16         | 1         | 49,043         |
| 2001            | 12         | 15         | 1         | 57,081         |
| 2000            | 14         | 17         | 0         | 67,089         |
| 1999            | 14         | 14         | 1         | 59,230         |
| 1998            | 12         | 18         | 0         | 66,781         |
| <b>All-Time</b> | <b>185</b> | <b>204</b> | <b>14</b> | <b>957,570</b> |

## RECORDS

### BATTING

**Games** 29, Ray Sadler | '09

**Avg. (MIN. 40-AB)** .460, Sean Rodriguez | '10

**At-Bats** 85, Aubrey Huff | '03

**Runs** 20, Sean Rodriguez | '10

**Hits** 29, Sean Rodriguez | '10

**Doubles** 10, Travis Lee | '03

**Triples** 3, Justin Ruggiano | '10

Ben Zobrist | '09

Carl Crawford | '07

Julio Lugo | '05

Randy Winn | '02

**Home Runs** 8, Herbert Perry | '00

**RBI** 19, Jose Guillen | '01

**SB** 12, Elliot Johnson | '11

### PITCHING

**Games** 12, Roberto Hernandez | '00

Jim Mecir | '98

Ramon Tatis | '98

**Game Started** 7, Esteban Yan | '00

James Shields | '07

**Wins** 3, Rob Delaney | '11

Jeff Niemann | '10

Mike Ekstrom | '10

Wade Davis | '10

James Shields | '07

Bryan Rekar | '01

Bobby Witt | '99

**Losses** 4, Joe Kennedy | '03

**Saves** 4, Jim Mecir | '00

Jason Childers | '06

**ERA (MIN. 15-IP)** 0.60, Paul Wilson | '01

**Innings** 29.1, James Shields | '07

**Walks** 14, Wade Davis | '10

**Strikeouts** 30, James Shields | '07



# NATIONAL BASEBALL HALL OF FAME & MUSEUM



## Address

25 Main Street,  
Cooperstown, NY 13326

## Phone

(607) 547-7200

## Fax

(607) 547-2044

## Public Relations

(607) 547-0215

## Email

info@baseballhall.org

## Website

baseballhall.org

## Summer Hours

Memorial Day Weekend -  
Labor Day Weekend:  
9 a.m. to 9 p.m.

## Regular Hours

9 a.m. to 5 p.m.

## Holiday Closings

Thanksgiving Day,  
Christmas Day,  
New Years Day

## Directory

Jane Forbes Clark  
(Chairman), Joe Morgan  
(Vice Chairman), Jeff  
Idelson (President),  
Bill Haase (Sr. Vice  
President), Sean  
Gahagan (Vice President,  
Retail Merchandising &  
Licensing), Erik Strohl (Sr.  
Director of Exhibitions  
and Collections), Ken  
Meifert (Sr. Director,  
Development), Brad Horn  
(Sr. Director, Comm. &  
Education), Jim Gates  
(Librarian), Tim Wiles  
(Research Director)

## Communications

Craig Muder (Comm.  
Director), Jackie Brown  
(Comm. Associate)

## HALL OF FAME WEEKEND 2012, JULY 20-23

**Inductees:** Barry Larkin and Ron Santo

**Awards:** Sat., July 21, Doubleday Field

**Induction:** Sun., July 22, 1:30 p.m. ET, Clark Sports Center

## HALL OF FAME CLASSIC 2012, JUNE 15-17

**Game:** Sat., June 16, 2 p.m., Doubleday Field; For more info, visit [baseballhall.org](http://baseballhall.org)

## RAYS ARTIFACTS IN COOPERSTOWN

- + Bat used by Evan Longoria on Sep 28, 2011 to hit the Wild Card-clinching 12th-inning home run.
- + Cap worn by Matt Garza and a ball from his no-hitter against the Tigers on July 26, 2010, the first no-hitter in Rays history.
- + Batting gloves worn by B.J. Upton when he hit for the cycle on Oct 2, the last of a record-tying eight cycles in Major League Baseball during the 2009 season.
- + Cap worn by 2009 All-Star MVP Carl Crawford to make a home run-robbing catch.
- + Spikes worn by Carl Crawford to steal a single-game record of six bases on May 3, 2009.
- + Flap-cap worn by Joe Maddon, who led the Rays from last in 2007 to the 2008 World Series.
- + Spikes worn by B.J. Upton in the 2008 World Series and the bat he used to hit four home runs in the ALCS.
- + Rays cowbell, which became the noisemaker of choice for Tropicana Field fans during the 2008 season.
- + Ball hit by Rocco Baldelli to establish a rookie record for hits (40) in a month, April 2003.
- + Jersey worn by Fred McGriff to hit his 400th home run on June 2, 2000.
- + Batting helmet worn by Jose Canseco to hit his 400th career home run on April 14, 1999.
- + Jersey, cap, spikes and batting gloves worn by Wade Boggs on Aug 7, 1999 to record his 3,000th career hit, as well as game tickets and lineup cards (Boggs was first player to hit a home run when achieving this milestone).
- + Bat used by Wade Boggs on March 31, 1998 for the first home run in franchise history.
- + Game ball signed by the starting lineup for first game played in franchise history on March 31, 1998.

## A LOOK AHEAD TO 2012

Ballots for the 2013 Hall of Fame/BBWAA election will be distributed in early December with results from the voting scheduled to be announced in January 2013. A partial list of first-year candidates for election include: Craig Biggio, Barry Bonds, Roger Clemens, Julio Franco, Kenny Lofton, Jose Mesa, Mike Piazza, Reggie Sanders, Curt Schilling, Sammy Sosa and David Wells. Historical voting data from all past BBWAA elections can be accessed at [baseballhall.org](http://baseballhall.org) or by contacting the Hall of Fame Public Relations department.

## CONNECT TO COOPERSTOWN

- + For up-to-the-minute news from Cooperstown, visit [baseballhall.org](http://baseballhall.org). Stay up-to-date on all the activity at the Hall of Fame's official site and through social networking on Facebook, LinkedIn, Twitter and YouTube.
- + If you would like to receive interesting stories and timely news items direct from the Hall of Fame and get the inside track on the latest happenings in Cooperstown, sign up for *Inside Pitch*, the Hall's free weekly electronic newsletter. Log on to [hofclubhouse.com](http://hofclubhouse.com) to enroll.
- + If you have an interest in receiving *Around The Horn*, the Hall's monthly media newsletter, please send an email to [info@baseballhall.org](mailto:info@baseballhall.org). Be sure to include your name, name of organization and email address.

## RESEARCH ASSISTANCE

The Hall of Fame is pleased to provide assistance in baseball research and members of the media are encouraged to utilize this valuable baseball resource whenever necessary by calling the Public Relations department at (607) 547-0215 or the Library Reference desk at (607) 547-0330.



**BIG LEAGUE  
TASTE.  
ZERO CALORIES.**



**ZERO CALORIES. MAXIMUM PEPSI® TASTE.**

**OFFICIAL SOFT DRINK OF THE  
TAMPA BAY RAYS**



# THIS IS YOUR GAME



**raysbaseball.com**

Baseball Everywhere

raysbaseball.com lets you customize how you follow the Rays, whether checking in at Tropicana Field with At Bat 12 or watching games live or on-demand on your favorite devices with MLB.TV. raysbaseball.com delivers breaking news, up-to-the-moment stats and ticket and gear offers whenever and wherever you want it on your computer, tablet or mobile phone. This is your game, follow it your way.



raysbaseball.com  
*shop*

MLB.tv

raysbaseball.com

MLB.com  
**At Bat 12**

MLB.com/mobile



# 2012 TAMPA BAY RAYS SCHEDULE

| APRIL | SUN                   | MON                    | TUE                   | WED                   | THU                   | FRI                   | SAT                   |
|-------|-----------------------|------------------------|-----------------------|-----------------------|-----------------------|-----------------------|-----------------------|
|       | 1                     | 2                      | 3                     | 4                     | 5                     | 6 <b>NYN</b><br>3:10  | 7 <b>NYN</b><br>7:10  |
|       | 8 <b>NYN</b><br>1:40  | 9                      | 10 <b>DET</b><br>1:05 | 11 <b>DET</b><br>1:05 | 12 <b>DET</b><br>1:05 | 13 <b>BOS</b><br>2:05 | 14 <b>BOS</b><br>4:05 |
|       | 15 <b>BOS</b><br>1:35 | 16 <b>BOS</b><br>11:05 | 17 <b>TOR</b><br>7:07 | 18 <b>TOR</b><br>7:07 | 19 <b>TOR</b><br>7:07 | 20 <b>MIN</b><br>7:10 | 21 <b>MIN</b><br>7:10 |
|       | 22 <b>MIN</b><br>1:40 | 23                     | 24 <b>LAA</b><br>7:10 | 25 <b>LAA</b><br>7:10 | 26 <b>LAA</b><br>1:10 | 27 <b>TEX</b><br>8:05 | 28 <b>TEX</b><br>8:05 |
|       | 29 <b>TEX</b><br>8:05 | 30 <b>SEA</b><br>7:10  |                       |                       |                       |                       |                       |

| JULY | SUN                   | MON                    | TUE                    | WED                   | THU                    | FRI                    | SAT                   |
|------|-----------------------|------------------------|------------------------|-----------------------|------------------------|------------------------|-----------------------|
|      | 1 <b>DET</b><br>1:40  | 2 <b>NYN</b><br>7:10   | 3 <b>NYN</b><br>7:10   | 4 <b>NYN</b><br>3:10  | 5 <b>CLE</b><br>7:05   | 6 <b>CLE</b><br>7:05   | 7 <b>CLE</b><br>6:05  |
|      | 8 <b>CLE</b><br>1:05  | 9                      | 10                     | 11                    | 12                     | 13 <b>BOS</b><br>7:10  | 14 <b>BOS</b><br>7:10 |
|      | 15 <b>BOS</b><br>1:40 | 16 <b>CLE</b><br>7:10  | 17 <b>CLE</b><br>7:10  | 18 <b>CLE</b><br>7:10 | 19 <b>CLE</b><br>12:10 | 20 <b>SEA</b><br>7:10  | 21 <b>SEA</b><br>7:10 |
|      | 22 <b>SEA</b><br>1:40 | 23                     | 24 <b>BAL</b><br>7:05  | 25 <b>BAL</b><br>7:05 | 26 <b>BAL</b><br>12:35 | 27 <b>LAA</b><br>10:05 | 28 <b>LAA</b><br>9:05 |
|      | 29 <b>LAA</b><br>3:35 | 30 <b>OAK</b><br>10:07 | 31 <b>OAK</b><br>10:07 |                       |                        |                        |                       |

| MAY | SUN                   | MON                   | TUE                   | WED                   | THU                   | FRI                   | SAT                   |
|-----|-----------------------|-----------------------|-----------------------|-----------------------|-----------------------|-----------------------|-----------------------|
|     |                       |                       | 1 <b>SEA</b><br>7:10  | 2 <b>SEA</b><br>7:10  | 3 <b>SEA</b><br>1:10  | 4 <b>OAK</b><br>7:10  | 5 <b>OAK</b><br>7:10  |
|     | 6 <b>OAK</b><br>1:40  | 7                     | 8 <b>NYN</b><br>7:05  | 9 <b>NYN</b><br>7:05  | 10 <b>NYN</b><br>7:05 | 11 <b>BAL</b><br>7:05 | 12 <b>BAL</b><br>7:05 |
|     | 13 <b>BAL</b><br>1:35 | 14 <b>TOR</b><br>7:07 | 15 <b>TOR</b><br>7:07 | 16 <b>BOS</b><br>7:10 | 17 <b>BOS</b><br>7:10 | 18 <b>ATL</b><br>7:10 | 19 <b>ATL</b><br>4:10 |
|     | 20 <b>ATL</b><br>1:40 | 21 <b>TOR</b><br>7:10 | 22 <b>TOR</b><br>7:10 | 23 <b>TOR</b><br>1:10 | 24                    | 25 <b>BOS</b><br>7:10 | 26 <b>BOS</b><br>7:15 |
|     | 27 <b>BOS</b><br>1:35 | 28 <b>CWS</b><br>3:10 | 29 <b>CWS</b><br>7:10 | 30 <b>CWS</b><br>1:10 | 31                    |                       |                       |

| AUGUST - SEPTEMBER | SUN                   | MON                    | TUE                    | WED                   | THU                    | FRI                    | SAT                   |
|--------------------|-----------------------|------------------------|------------------------|-----------------------|------------------------|------------------------|-----------------------|
|                    |                       |                        |                        | 1 <b>OAK</b><br>3:37  | 2                      | 3 <b>BAL</b><br>7:10   | 4 <b>BAL</b><br>7:10  |
|                    | 5 <b>BAL</b><br>1:40  | 6                      | 7 <b>TOR</b><br>7:10   | 8 <b>TOR</b><br>7:10  | 9 <b>TOR</b><br>1:10   | 10 <b>MIN</b><br>8:10  | 11 <b>MIN</b><br>7:10 |
|                    | 12 <b>MIN</b><br>2:10 | 13 <b>SEA</b><br>10:10 | 14 <b>SEA</b><br>10:10 | 15 <b>SEA</b><br>3:40 | 16 <b>LAA</b><br>10:05 | 17 <b>LAA</b><br>10:05 | 18 <b>LAA</b><br>9:05 |
|                    | 19 <b>LAA</b><br>3:35 | 20 <b>KC</b><br>7:10   | 21 <b>KC</b><br>7:10   | 22 <b>KC</b><br>1:10  | 23 <b>OAK</b><br>7:10  | 24 <b>OAK</b><br>7:10  | 25 <b>OAK</b><br>1:10 |
|                    | 26                    | 27 <b>TEX</b><br>8:05  | 28 <b>TEX</b><br>8:05  | 29 <b>TEX</b><br>8:05 | 30 <b>TOR</b><br>7:07  | 31 <b>TOR</b><br>7:07  | 1 <b>TOR</b><br>1:07  |

| JUNE | SUN                   | MON                  | TUE                   | WED                   | THU                   | FRI                   | SAT                   |
|------|-----------------------|----------------------|-----------------------|-----------------------|-----------------------|-----------------------|-----------------------|
|      |                       |                      |                       |                       |                       | 1 <b>BAL</b><br>7:10  | 2 <b>BAL</b><br>4:10  |
|      | 3 <b>BAL</b><br>1:40  | 4                    | 5 <b>NYN</b><br>7:05  | 6 <b>NYN</b><br>7:05  | 7 <b>NYN</b><br>7:05  | 8 <b>MIA</b><br>7:10  | 9 <b>MIA</b><br>7:15  |
|      | 10 <b>MIA</b><br>1:10 | 11                   | 12 <b>NYM</b><br>7:10 | 13 <b>NYM</b><br>7:10 | 14 <b>NYM</b><br>1:10 | 15 <b>MIA</b><br>7:10 | 16 <b>MIA</b><br>7:15 |
|      | 17 <b>MIA</b><br>1:40 | 18                   | 19 <b>WAS</b><br>7:05 | 20 <b>WAS</b><br>7:05 | 21 <b>WAS</b><br>7:05 | 22 <b>PHI</b><br>7:05 | 23 <b>PHI</b><br>4:05 |
|      | 24 <b>PHI</b><br>1:35 | 25 <b>KC</b><br>8:10 | 26 <b>KC</b><br>8:10  | 27 <b>KC</b><br>2:10  | 28 <b>DET</b><br>7:10 | 29 <b>DET</b><br>7:10 | 30 <b>DET</b><br>7:15 |

| SEPTEMBER - OCTOBER | SUN                   | MON                   | TUE                   | WED                   | THU                    | FRI                   | SAT                   |
|---------------------|-----------------------|-----------------------|-----------------------|-----------------------|------------------------|-----------------------|-----------------------|
|                     | 2 <b>TOR</b><br>1:07  | 3 <b>NYN</b><br>1:10  | 4 <b>NYN</b><br>7:10  | 5 <b>NYN</b><br>7:10  | 6                      | 7 <b>TEX</b><br>7:10  | 8 <b>TEX</b><br>7:10  |
|                     | 9 <b>TEX</b><br>1:40  | 10                    | 11 <b>BAL</b><br>7:05 | 12 <b>BAL</b><br>7:05 | 13 <b>BAL</b><br>12:35 | 14 <b>NYN</b><br>7:05 | 15 <b>NYN</b><br>4:05 |
|                     | 16 <b>NYN</b><br>1:05 | 17 <b>BOS</b><br>7:10 | 18 <b>BOS</b><br>7:10 | 19 <b>BOS</b><br>7:10 | 20 <b>BOS</b><br>7:10  | 21 <b>TOR</b><br>7:10 | 22 <b>TOR</b><br>7:10 |
|                     | 23 <b>TOR</b><br>1:40 | 24                    | 25 <b>BOS</b><br>7:10 | 26 <b>BOS</b><br>7:10 | 27 <b>CWS</b><br>8:10  | 28 <b>CWS</b><br>8:10 | 29 <b>CWS</b><br>7:10 |
|                     | 30 <b>CWS</b><br>2:10 | 1 <b>BAL</b><br>7:10  | 2 <b>BAL</b><br>7:10  | 3 <b>BAL</b><br>7:10  | 4                      | 5                     | 6                     |

■ HOME GAME    □ AWAY GAME

**E = ESPN    F = FOX    N = No Television Scheduled**

All games televised on Sun Sports unless otherwise noted.  
Listen to the Rays on the Sports Animal 620AM WDAE.

TIMES SUBJECT TO CHANGE