

**2011-12 OFFICIAL
WINNIPEG JETS
MEDIA
GUIDE**



**FUELLED[®]
PASSION**

LADD 15
EASTON



MANAGEMENT & STAFF

Season Schedule.....	2
Executive.....	3-4
Hockey Operations.....	5-6
Coaching Staff.....	7-10
Hockey Operations.....	11
Scouting Staff.....	12
Training & Medical Staff.....	14-15
Broadcasters & Communications Staff.....	16-17
TNSE Staff.....	18-25

THE PLAYERS

Players.....	28-71
In The System.....	72-85

2010-11 SEASON-IN-REVIEW

2010-11 Final NHL Standings.....	88
2010-11 NHL Leaders.....	89
2010-11 Final Individual Statistics.....	91
2010-11 Team Game-by-Game Summary.....	92
2010-11 Home & Road Game-by-Game.....	93
2010-11 Home & Road Statistics.....	94
2010-11 Special Teams Scoring.....	95
2010-11 Statistics vs. Eastern Conference.....	96
2010-11 Statistics vs. Western Conference.....	97
2010-11 Miscellaneous Statistics.....	98
2010-11 Team Leaders/Hat Tricks & Penalty Shots.....	99
2010-11 Overtime & Shootout Summary.....	100
2010-11 Multiple-Point, Goal & Assist Games.....	101
2010-11 Scoring Streaks.....	102
2010-11 Player Game-by-Game.....	103-108
2010-11 Attendance Summary.....	109
2010-11 Goals & Shots by Period.....	110
2010-11 Game-by-Game Special Teams.....	111
2010-11 Player Transactions.....	112

2010-11 OPPONENTS

Anaheim Ducks.....	114
Boston Bruins.....	115
Buffalo Sabres.....	116
Calgary Flames.....	117
Carolina Hurricanes.....	118
Chicago Blackhawks.....	119
Colorado Avalanche.....	120
Columbus Blue Jackets.....	121
Dallas Stars.....	122
Detroit Red Wings.....	123
Edmonton Oilers.....	124
Florida Panthers.....	125
Los Angeles Kings.....	126
Minnesota Wild.....	127
Montreal Canadiens.....	128
Nashville Predators.....	129
New Jersey Devils.....	130
New York Islanders.....	131
New York Rangers.....	132
Ottawa Senators.....	133
Philadelphia Flyers.....	134
Phoenix Coyotes.....	135
Pittsburgh Penguins.....	136
St. Louis Blues.....	137
San Jose Sharks.....	138
Tampa Bay Lightning.....	139
Toronto Maple Leafs.....	140
Vancouver Canucks.....	141
Washington Capitals.....	142
Team Directory, Atlantic Division.....	143
Team Directory, Northeast Division.....	144
Team Directory, Southeast Division.....	145
Team Directory, Central Division.....	146
Team Directory, Northwest Division.....	147
Team Directory, Pacific Division.....	148

NHL & MISCELLANEOUS INFORMATION

NHL Directory/Critical Dates.....	150
NHL Divisional Alignment.....	151
Hockey Operations.....	152-153
How to Figure.....	154
NHL On-Ice Officials.....	155
NHL Awards.....	156-159
In The Community.....	160-161
MTS Centre.....	162-163
MTS Iceplex.....	164-165
St. John's IceCaps Information.....	166

WINNIPEG JETS TEAM HISTORY

All-Time Record by Opponent.....	168
Top 50 All-Time Scorers.....	169
All-Time Leaders by Category.....	170-172
Single-Season Leaders by Category.....	173
All-Time Hat Tricks.....	174
All-Time Shutouts.....	175-176
All-Time Penalty Shots.....	177
All-Time Overtime Summary.....	178-179
All-Time Shootout Summary.....	180
Season-by-Season Records.....	182
Season-by-Season Special Teams.....	183
Season-by-Season Team Streaks.....	184
All-Time Half-Season Comparisons.....	185
Season-by-Season Leaders.....	186-190
1999-00 Season Summary.....	191
2000-01 Season Summary.....	192
2001-02 Season Summary.....	193
2002-03 Season Summary.....	194
2003-04 Season Summary.....	195
2005-06 Season Summary.....	196
2006-07 Season Summary.....	197
2007-08 Season Summary.....	198
2008-09 Season Summary.....	199
2009-10 Season Summary.....	200
2010-11 Season Summary.....	201
All-Time Single-Season Team Records.....	202
All-Time Single-Game Team Records.....	203-205
All-Time Team Rallies & Streaks.....	206-207
All-Time Single-Game Player Records.....	208-209
All-Time Single-Season Player Records.....	210-211
Thrashers Firsts.....	212
The Last Time.....	213
All-Time Draft History.....	214-215
All-Time Transactions.....	216-222
All-Time Awards & Honors.....	223
All-Time Numerical Roster.....	224-225
Franchise Timeline.....	226-227
All-Time Playoff History.....	228-233
All-Time Player Register.....	234-241

2011-12 WINNIPEG JETS MEDIA GUIDE

Executive Editor: Scott Brown

Editors: Christina Caligiuri, Kalen Qually

Editorial Assistant: Chris Kreviazuk

Design: Josh Dudych

Photography: Lance Thomson

Printing Supervisor: Kromar Printing Ltd & Dave's Quick Print

Jets Team Photographer: Lance Thomson

2011-12 WINNIPEG JETS SEASON SCHEDULE

	SUN	MON	TUE	WED	THU	FRI	SAT	
OCTOBER 2011							1	
	2	3	4	5	6	7	8	
	9 4:00pm ○ MTL	10	11	12	13 7:30pm ● CHI	14	15 6:00pm ● PHX	
	16	17 7:30pm ● PIT	18	19 6:30pm ● TOR	20 6:30pm ○ OTT	21	22 6:00pm ○ CAR	
	23	24 7:30pm ● NYR	25	26	27 6:00pm ● PHI	28	29 6:00pm ● TB	
	30	31 6:30pm ● FLA	GAME TIMES CENTRAL					• WATCH EVERY GAME ON TSN JETS!
	HOME <input type="checkbox"/> AWAY <input type="checkbox"/>							ADDITIONAL BROADCASTERS: CBC ● TSN ●

	SUN	MON	TUE	WED	THU	FRI	SAT
NOVEMBER 2011			1	2	3 6:00pm ● NYI	4	5 6:00pm ● NJ
	6 6:00pm ● NYR	7	8 6:00pm ● BUF	9	10 7:30pm ● FLA	11	12 6:00pm ● CBJ
	13	14 7:30pm ● TB	15	16	17 7:30pm ● WSH	18	19 6:00pm ○ PHI
	20	21	22	23 6:00pm ● WSH	24	25 6:00pm ● CAR	26 6:00pm ● BOS
	27	28	29 7:30pm ● OTT	30			

	SUN	MON	TUE	WED	THU	FRI	SAT
DECEMBER 2011					1 7:30pm ● PHX	2	3 6:00pm ○ NJ
	4	5	6 7:00pm ● BOS	7	8	9 7:00pm ● CAR	10 6:00pm ● DET
	11	12	13 7:30pm ● MIN	14	15 7:30pm ● WSH	16	17 6:00pm ○ ANA
	18	19	20 7:30pm ● NYI	21	22 7:30pm ● MTL	23 7:30pm ● PIT	24
	25	26	27 6:00pm ● COL	28	29 7:30pm ● LA	30	31 6:00pm ○ TOR

	SUN	MON	TUE	WED	THU	FRI	SAT
JANUARY 2012	1	2	3	4 6:30pm ● MTL	5 6:00pm ● TOR	6	7 6:00pm ● BUF
	8	9	10 6:00pm ● BOS	11	12 7:30pm ● SJ	13	14 2:00pm ○ NJ
	15	16 6:30pm ● OTT	17 6:00pm ● NY	18	19 7:30pm ● BUF	20	21 6:00pm ○ FLA
	22	23 6:00pm ● CAR	24 6:00pm ● NYR	25	26	27	28
	29	30	31 6:00pm ● PHI				

	SUN	MON	TUE	WED	THU	FRI	SAT
FEBRUARY 2012				1	2 6:30pm ● TB	3 6:30pm ● FLA	4
	5 1:00pm ● MTL	6	7 7:30pm ● TOR	8	9 6:00pm ● WSH	10	11 1:00pm ● PIT
	12	13	14 7:30pm ● NYI	15	16 7:00pm ● MIN	17 7:00pm ● BOS	18
	19 7:30pm ● COL	20	21 6:00pm ● PHI	22	23 7:30pm ● TB	24	25 1:00pm ○ STL
	26	27 7:30pm ● EDM	28	29			

	SUN	MON	TUE	WED	THU	FRI	SAT
MARCH 2012					1 7:30pm ● FLA	2	3
	4	5 7:00pm ● BUF	6	7	8 6:00pm ● VAN	9 6:00pm ● CGY	10
	11	12	13	14 7:30pm ● DAL	15	16 7:30pm ● WSH	17
	18 7:30pm ● CAR	19	20 6:00pm ● PIT	21	22	23 6:00pm ● WSH	24 6:00pm ● NSH
	25	26 7:30pm ● OTT	27	28 6:00pm ● NYR	29	30 6:00pm ● CAR	31 6:00pm ● TB

	SUN	MON	TUE	WED	THU	FRI	SAT
APRIL 2012	1	2	3 6:30pm ● FLA	4	5 6:00pm ● NYI	6	7 6:00pm ○ TB
	8	9	10	11	12	13	14
	15	16	17	18	19	20	21
	22	23	24	25	26	27	28
	29	30					

ALL GAME TIMES CENTRAL
HOME AWAY

EVERY GAME BROADCAST ON 

ADDITIONAL TV BROADCASTS:
CBC ● TSN ●

**LISTEN TO ALL JETS GAMES
ON SPORTS RADIO 1290**



MARK CHIPMAN CHAIRMAN & GOVERNOR

Mark Chipman serves as the Governor of the Winnipeg Jets on the National Hockey League's Board of Governors, as well as Chairman of the Board for True North Sports & Entertainment Limited which operates the MTS Centre, the Winnipeg Jets, and the MTS Iceplex. In the spring of 2011, Chipman, along with business partner David Thomson, purchased the Atlanta Thrashers and relocated the team to Winnipeg, Manitoba.

From 1996-2011, Chipman owned and operated the Manitoba Moose, which transitioned from the International Hockey League to the American Hockey League upon completion of the 2000-2001 season.

Chipman brought the Manitoba Moose to Winnipeg in the spring of 1996, when the International Hockey League (IHL) announced that a group headed by Chipman had earned the right to bring the Minnesota Moose to Manitoba. Chipman was named the new franchise's President and Alternate Governor as the Manitoba Moose began playing in the 1996-97 IHL season.

At the end of the 2000-01 season, Chipman represented several former IHL members through negotiations that ultimately led to the acceptance of six IHL teams into the American Hockey League (AHL). He was a member of the AHL's executive committee and served as the chairman of the league's strategic planning committee during the crucial time surrounding the uncertain NHL labour situation.

At the conclusion of the 2004-05 season, Chipman was honoured with the AHL's James C. Hendy award as the league's top executive as he spearheaded the private sector group which oversaw the successful completion and opening in November 2004 of the new state-of-the-art MTS Centre entertainment complex in Winnipeg.

Born and raised in Winnipeg, Chipman attended the University of North Dakota where he lettered in varsity football while earning an Honours B.A. in Economics and a Juris Doctorate Degree in Law. He also holds the position of President of the Winnipeg-based McGill-Stephenson Company.

In addition to his business and hockey interests, Chipman is actively involved in a number of Winnipeg community efforts. Mark and his wife Patti both play major roles in the events of the Winnipeg Jets True North Foundation, formerly The Manitoba Moose Yearling Foundation, that has raised \$2.5 million since its inception in October, 1996.





JIM LUDLOW
PRESIDENT & CHIEF EXECUTIVE OFFICER

Jim Ludlow has served as the President & Chief Executive Officer of True North Sports & Entertainment Limited since the inception of the company in 2000. In that capacity, Ludlow provides strategic, management, and financial leadership to True North and its operating subsidiaries, MTS Centre, the Winnipeg Jets, the MTS Iceplex and MTS Exhibition Hall.

Prior to coming to True North, Ludlow was a partner with a senior Western Canadian law firm. Born and raised in Winnipeg, Ludlow attended the University of Manitoba, earning a B.A., and Osgoode Hall Law School in Toronto, where he received his law degree. He is currently chair of CentreVenture Development, City of Winnipeg's downtown development agency, a board member of the Royal Winnipeg Ballet and Alpine Canada and is an Honorary Colonel with 1 CFFTS at 17 Wing Winnipeg.



JOHN OLFERT
EXECUTIVE VICE PRESIDENT & CHIEF FINANCIAL OFFICER

After working in venture capital and as a consultant early in the development of True North, John Olfert transitioned into True North in a full-time capacity in 2002, initially as Chief Financial Officer, then Chief Operating Officer in 2006 and now as the Executive Vice President & Chief Financial Officer. In addition to a focus on finance and support services, Olfert also serves as a resource for other operational departments and organizational initiatives, including the MTS IcePlex development.

Olfert is a Board member of the Winnipeg Jets True North Foundation and has served the charitable and sports community in Winnipeg on a variety of boards in a volunteer capacity.



KEVIN DONNELLY
SENIOR VICE PRESIDENT & GENERAL MANAGER - MTS CENTRE

Kevin Donnelly is responsible for managing the MTS Centre as a facility and its event calendar. He transitioned to building and event management in 2001 after years of being a successful promoter, both independently and with House of Blues Concerts Canada. He has become an experienced resource in the entertainment industry, both in Winnipeg and across Canada.

Donnelly is a Board member of Downtown Winnipeg Biz, the Winnipeg Art Gallery, the Advisory Board of the Venue Coalition and The Talent Acquisition Committee of the Arena Network.



NORVA RIDDELL
SENIOR VICE PRESIDENT, SALES & MARKETING

After 20 years of progressive sales and leadership with a major Canadian brewery, Norva Riddell joined True North in the summer of 2004. Riddell provides leadership in the areas of ticket sales, corporate sales (sponsorships and suites) and client services. In 2007, she also took over the role of overseeing the facets of marketing, promotions and game production, ensuring cohesive integration for True North in both sales and marketing.

In 2008 Riddell was awarded the American Hockey League's Ken McKenzie Award, recognizing her significant accomplishments in marketing and sales for the Manitoba Moose among all AHL member clubs. Riddell is also a Board member of the Winnipeg Jets True North Foundation.



ROBERT THORSTEN
VICE PRESIDENT, PEOPLE & PATRON SERVICES

Robert Thorsten has served in a variety of roles with True North since joining the team in 1996. Thorsten manages customer relations strategies and issues, and is responsible for the weighty task of managing all aspects of True North's human resource team comprised of 160 permanent staff and 350+ part time and event staff.

Thorsten is also a board member with CMA (Certified Management Accountants), of Manitoba, the Winnipeg Jets True North Foundation and volunteers his time coaching amateur sports.



KEVIN CHEVELDAYOFF EXECUTIVE VICE PRESIDENT & GENERAL MANAGER

Kevin Cheveldayoff was given his first assignment as general manager of an NHL hockey club when he was named to the position by the Winnipeg Jets on

June 8, 2011. Cheveldayoff spent two years with the Chicago Blackhawks serving in the role of Assistant General Manager/Senior Director, Hockey Operations. During Cheveldayoff's tenure, the Blackhawks won the 2010 Stanley Cup championship.

Before joining the Blackhawks in 2009, the Blaine Lake, SK native spent the previous 12 seasons as the General Manager of the American Hockey League's Chicago Wolves, guiding the franchise to four league championships, which included the 2008 and 2002 AHL Calder Cup championships and 2000 and 1998 IHL Turner Cup championships. Overall, Cheveldayoff has been a part of seven league championships during his 15-year management career, which includes two Turner Cups in three seasons as the Assistant Vice-President of Hockey Operations and Assistant Coach for the Denver and Utah Grizzlies (1995-96).

Cheveldayoff was the architect of 12 Wolves teams that compiled a .615 regular-season winning percentage (544-320-114) and 10 postseason berths

from 1997 to 2009. Eight of those clubs reached the 100-point mark during the regular season while earning four division titles and six postseason conference championships.

Originally drafted by the New York Islanders with their first pick (16th overall) in the 1988 NHL Entry Draft, Cheveldayoff began his career in the AHL with the Capital District Islanders, serving as the alternate captain from 1991 to 1993. He held the same role with the Salt Lake Golden Eagles in 1993-94, earning the team's "Unsung Hero Award" after racking up a career-high 216 penalty minutes in 73 games. Known as a defensive defenceman during his playing days, a knee injury cut his professional career short after five seasons.

Cheveldayoff spent four seasons with the Brandon Wheat Kings of the WHL where he played in 214 games and collecting 81 points (12g, 69a) as well as 759 penalty minutes.

Cheveldayoff and his wife, Janet, have one son, Chase, and one daughter, Alexi.





CRAIG HEISINGER

SENIOR VICE PRESIDENT & DIRECTOR HOCKEY OPS/ASSISTANT GM

Craig Heisinger enters the 2011-12 season in his role as Senior Vice-President & Director, Hockey Operations/Assistant General Manager of the newly

acquired Winnipeg-based NHL franchise.

Heisinger moves on to his new position after working with the Manitoba Moose in different capacities throughout the team's 15-year existence in both the International Hockey League and American Hockey League. Most notably, he served as Manitoba's General Manager for the past nine seasons during which time the Moose accumulated a record of 381-254-35-50 (0.588 winning percentage) and reached the Calder Cup Playoffs in eight of nine seasons, including a berth in the Calder Cup Final in 2009.

Craig Heisinger began his tenure with the Manitoba Moose as the team's Equipment Manager in 1996. "Zinger" then transitioned to a managerial position when he became Assistant General Manager of the hockey club in 1999. Three years later, Heisinger was appointed General Manager of the Moose on July 15th, 2002, succeeding Randy Carlyle. Zinger retained that position until the end of the 2010-11

season. During that time, Heisinger was named the winner of the James C. Hendy Memorial Award as the outstanding executive in the American Hockey League following the team's most successful season in 2008-09. That season the Moose finished first overall in the AHL and reached the Calder Cup Finals.

Heisinger received his start in hockey as the Equipment Manager of the Fort Garry South Blues of the Manitoba Junior Hockey League during the 1978-79 season. He spent the next eight years in the Western Hockey League with the Winnipeg Warriors and Brandon Wheat Kings. In 1988, after his final year in Brandon, he represented Canada as the Trainer for the Gold Medal winning World Junior Team in Moscow. After the championships, Heisinger joined the Winnipeg Jets as Assistant Equipment Manager. In 1990, he became the Jets' Senior Equipment Manager and was with the team until their move to Phoenix in 1996. In 1997 he worked with the Gold Medal winning Canadian Team at the World Championships, and in 1998 he was selected as the Equipment Manager for the Canadian Olympic Team in Nagano, Japan.

Heisinger and his wife, Vickie, have four sons, Jake, Mack, Tucker, and Zachery.





**CLAUDE NOEL
HEAD COACH**

Claude Noel becomes the first Head Coach since the franchise's relocation to Winnipeg and the sixth Head Coach in the history of the franchise dating back to the inception of the

Atlanta Thrashers in 1999.

The Kirkland Lake, ON native spent three seasons behind the bench with the Columbus Blue Jackets as an Assistant Coach before joining the Manitoba Moose in 2010. In his third year with the Blue Jackets, Noel spent most of the season as an Assistant Coach before taking over from Ken Hitchcock as interim Head Coach on February 3, 2010. The Blue Jackets finished the 2009-10 season with a record of 10-8-4-2 under the guidance of Noel. During his three years with the club, the Blue Jackets compiled a record of 107-102-15-22 in 246 games.

Before his time with the Blue Jackets, Noel spent four seasons as Head Coach of the American Hockey League's Milwaukee Admirals, affiliate of the

Nashville Predators. During that time, he led the club to a 183-94-12-31 regular season record, three 100-point seasons and two West Division titles. During the 2003-04 season, the club compiled a 46-24-7-3 record and went 16-6 in the playoffs en route to capturing the organization's first-ever Calder Cup Championship. Noel was subsequently honoured with the Louis A.R. Pieri Memorial Award as AHL Coach of the Year.

Noel made his coaching debut in the ECHL with the Roanoke Valley Rebels in 1990-91 and served as the Head Coach and Director of Hockey Operations for the ECHL's Dayton Bombers from 1991-93. In 1993, he joined the Kalamazoo Wings (later the Michigan K-Wings), the International Hockey League affiliate of the Dallas Stars, as an Assistant Coach. He succeeded then coach, Ken Hitchcock, behind the bench during the 1995-96 season and served in that capacity through the 1997-98 campaign. From 1998-02, he was an Assistant Coach with the Milwaukee Admirals and in 2002-03 was named ECHL Coach of the Year with the Toledo Storm before returning to Milwaukee as Head Coach prior to the 2003-04 season.





CAREER COACHING RECORD

Year	Team	League	Position	REGULAR SEASON					PLAYOFFS			
				GP	W	L	O/T	PTS	GP	W	L	
1984-85	Toledo	IHL	Player-Ass't									
1990-91	Roanoke Valley	ECHL	Head Coach	64	26	31	7	59				
1991-92	Dayton	ECHL	Head Coach	64	32	26	6	70	3	0	3	
1992-93	Dayton	ECHL	Head Coach	64	35	23	6	76	3	0	3	
1993-94	Kalamazoo	IHL	Ass't Coach									
1995-96	Michigan	IHL	Ass't Coach									
1996-97	Michigan	IHL	Head Coach	82	31	44	7	69	4	1	3	
1997-98	Michigan	IHL	Head Coach	82	36	39	7	79	4	1	3	
1999-00	Michigan	IHL	Ass't Coach									
2000-01	Michigan	IHL	Ass't Coach									
2001-02	Michigan	IHL	Ass't Coach									
2002-03	Toledo	ECHL	Head Coach	72	47	15	10	104	4	1	3	
2003-04	Milwaukee	AHL	Head Coach	80	46	24	10	102	22	16	6	
2004-05	Milwaukee	AHL	Head Coach	80	47	24	9	103	7	3	4	
2005-06	Milwaukee	AHL	Head Coach	80	49	21	10	108	21	14	7	
2006-07	Milwaukee	AHL	Head Coach	80	41	25	14	96	4	0	4	
2007-08	Columbus	NHL	Ass't Coach									
2008-09	Columbus	NHL	Ass't Coach									
2009-10	Columbus	NHL	Ass't Coach									
	Columbus	NHL	Head Coach	24	10	8	6	26				
2010-11	Manitoba	AHL	Head Coach	80	43	30	7	93	14	7	7	

Career IHL Head Coaching Record	164	67	83	14	148	8	2	6
Career ECHL Head Coaching Record	264	140	95	29	309	10	1	9
Career AHL Head Coaching Record	400	226	124	50	502	68	40	28
Career NHL Head Coaching Record	24	10	8	6	26	0	0	0



CHARLIE HUDDY **ASSISTANT COACH**

Charlie Huddy was named Assistant Coach of the Winnipeg Jets on July 15, 2011.

Huddy has been an assistant coach in the NHL for the past 12 seasons with the New York Rangers, Edmonton Oilers, and Dallas Stars. The Oshawa, ON native's longest coaching tenure was with the Edmonton Oilers as their Assistant Coach from 2000-2009, during which time he helped the Oilers reach the Stanley Cup Finals in 2006. Huddy was a Head Coach for one season in 1997-98 when he led the ECHL's Huntington Blizzard to a record of 34-29-7.

Huddy had an 18-year playing career as a professional where he won the Stanley Cup five times ('84, '85, '87, '88, '90), each one with the Edmonton Oilers, and played in 1017 NHL games for the Oilers, Los Angeles Kings, Buffalo Sabres, and St. Louis Blues.

Huddy compiled 453 points (99g, 354a) and 785 penalty minutes in his NHL career and also played in 183 Stanley Cup Playoff games recording 85 points (19g, 66a) and 134 penalty minutes.



PASCAL VINCENT **ASSISTANT COACH**

The Winnipeg Jets named Pascal Vincent as the team's Assistant Coach on July 22, 2011.

Vincent was a Head Coach in the QMJHL for the 12 seasons with the Montreal Juniors and Cape Breton Screaming Eagles. Last season, Vincent coached the Montreal Juniors to the second best record in the QMJHL at 46-12-10. The Laval, PQ began his QMJHL coaching career as an Assistant Coach with the Saint-Jean Lynx in 1994-95 before coaching Laval of the Quebec AAA Midget Hockey League. He rejoined the QMJHL as an Assistant Coach with the Screaming Eagles in 1999 and became Head Coach of the team during the 1999-00 season. Vincent has an all-time QMJHL head coaching record of 429-313-87 along with nine playoff series wins. He was the recipient of the Ron Lapointe Trophy as the top

coach in the QMJHL following the 2007-08 season. That year, the Screaming Eagles finished with a record of 40-24-6 and reached the second round of the QMJHL playoffs.

Vincent has also been the General Manager of his teams in Montreal and Cape Breton. He earned the Maurice Filion Trophy in 2007 as the top General Manager in the QMJHL following a season in which Cape Breton finished with a record of 46-22-2 and reached the third round of the playoffs backstopped by current Jets goaltender Ondrej Pavelec.

In Vincent's playing career, he played centre for four seasons in the QMJHL with the St. Jean Beavers, St. Jean Lynx, Laval Titan, and Verdun College-Francais. Vincent won the Molson Cup as the QMJHL champion with Verdun in 1991-92. He also played one season in the ECHL with the Knoxville Cherokees in 1992-93.



WADE FLAHERTY **GOALTENDING COACH**

Wade Flaherty enters the Winnipeg Jets inaugural season in his role as Goaltending Coach.

Flaherty joins the Jets following three seasons with the Chicago Blackhawks as Developmental Goaltending Coach. The Terrace, BC native ended his playing career in 2008 after 19 seasons of professional hockey between the pipes.

Flaherty played in the IHL, ECHL, AHL, and NHL, including 120 games for the San Jose Sharks, New York Islanders, Tampa Bay Lightning, Florida

Panthers, and Nashville Predators. Flaherty played one season under Winnipeg Jets Head Coach Claude Noel in 2003-04 when Noel and Flaherty won the Calder Cup with the Milwaukee Admirals and Flaherty earned playoff MVP honours.

Flaherty has a close connection to Winnipeg after three seasons with the Manitoba Moose in the AHL. In three seasons with the Moose, Flaherty played in 112 games compiling a record of 62-36-9 and nine shutouts. The Moose reached the second round of the Calder Cup Playoffs in two of three seasons with Flaherty.



TONY BORGFORD **VIDEO COACH**

Tony Borgford, who comes to Winnipeg after 12 years in Atlanta, will continue in his role as Video Coach.

In this role, he is responsible for video analysis of all pre-scout and game film, breaking down opponents' systems and tendencies, including forechecks, power play and penalty killing. He also produces video for the coaching staff to be used in daily team meetings as well as for instruction for individual players.

During games, he is in constant communication with the coaching staff and is responsible for providing

video analysis in-game, as well as between periods. Borgford also assists the coaching staff on ice during training camp and various times throughout the season, and helps provide on-ice instruction at the team's annual prospect camps and hockey schools.

A native of Regina, SK, Borgford played junior hockey for the North Battleford North Stars of the Saskatchewan Junior Hockey League and four years of NCAA hockey for Mercyhurst College in Erie, Pa., from 1995-99.



LARRY SIMMONS ASSISTANT TO THE GENERAL MANAGER

Larry Simmons remains with the Winnipeg Jets hockey franchise after spending 13 seasons with the team in Atlanta. Simmons will serve as the Assistant to General Manager Kevin

2004, and continued in this capacity until the team's relocation to Winnipeg. Prior to 2004, Simmons was part of the Hockey Operations department of the Thrashers. He has been with the franchise since before they began play in the NHL in 1999.

Simmons holds a Bachelor of Science degree from the University of Central Florida, and a Masters in Business Administration from Georgia State University.

Cheveldayoff.

Simmons held the position of Assistant General Manager with the Atlanta Thrashers beginning in



RYAN BOWNESS MANAGER HOCKEY OPERATIONS & TEAM SERVICES

Ryan Bowness joins the Winnipeg Jets as the Manager of Hockey Operations & Team Services. He comes to Winnipeg from the Atlanta Thrashers where he was the Manager of

Player Development and Hockey Administration. Halifax, Nova Scotia. From 2000-04, Bowness spent four seasons in the OHL competing with the Brampton Battalion and was named the team's captain for the 2003-04 season. During his time with the Battalion, he was selected by the Columbus Blue Jackets in the eighth round of the 2001 NHL Entry Draft. Bowness was recognized as the third youngest individual in the Hockey News 2011 Top 40 Under 40; 100 People of Power & Influence issue.

Player Development and Hockey Administration.

Prior to joining the Thrashers in January of 2010, Bowness most recently competed with the Ontario Reign of the ECHL for one season following a four-year collegiate career at Saint Mary's University in

Bowness graduated from Saint Mary's University in Halifax, Nova Scotia with a degree in business. He is also the son of current Vancouver Canucks Associate Coach, Rick Bowness.



JIMMY ROY COORDINATOR OF PLAYER DEVELOPMENT

After retiring in April from a 14 year professional hockey playing career, Jimmy Roy joined the Winnipeg Jets as Coordinator of Player Development in 2011.

Roy began his professional playing career in 1997-1998 with the Manitoba Moose, and remained on the team until the end of the 2005-2006 season. In his nine seasons in Manitoba, Roy played in 603 regular season games, tallying 101 goals, 111 assists and 1434 penalty minutes. In the playoffs, the fan favorite compiled nine goals, seven assists and 148 penalty minutes in 59 games.

Prior to joining the Jets, Roy spent five seasons playing for the Iserlohn Roosters of the Deutsche Eishockey Liga.

In 2002-2003 Roy won the AHL's Yanick Dupre Memorial Award in recognition for his involvement in the community.



MARCEL COMEAU DIRECTOR, AMATEUR SCOUTING

Marcel Comeau joins the Winnipeg Jets as the Director of Amateur Scouting. He comes from the Atlanta Thrashers where he worked as a head scout since 2003. During his time with the Thrashers, Comeau was responsible for overseeing all scouting activities and the evaluation of all amateur talent on a worldwide basis. Comeau served as a part-time scout for the Thrashers for two years from 1998-2000, and was promoted to a full-time scout on June 20, 2000. Prior to joining the Thrashers in 1998, he served as a scout for RHO Hockey, an independent scouting service for professional hockey teams.

Comeau has more than 15 years experience as a head coach for various teams in the AHL, IHL, CHL and WHL. He also coached the Canadian National teams to Gold Medals at the 1995 World Junior Championships and the 1994 Under-18 Competition. He was twice voted as the WHL Coach of the Year, and was also named CHL Coach of the Year for the 1992-93 season.



MARK HILLIER HEAD SCOUT

Mark Hillier enters the inaugural season of the Winnipeg Jets as the Head Scout for the organization. Hillier comes to Winnipeg from the Atlanta Thrashers where he was responsible for the evaluation of talent for the Ontario region and also crossover scouting in other regions. Hillier spent over 13 years with the Toronto Maple Leafs organization from 1990-2002 before joining Atlanta. He served as Toronto's director of amateur scouting from 1999-2002 after a four-year stint as an amateur scout with the club from 1995-99. Hillier worked as director of administration for Toronto's top farm team, the St. John's Maple Leafs, from 1993-95. He served as coordinator of hockey administration for Toronto from 1992-93 after joining the organization as a public relations assistant in 1990. Hillier earned a sports administration degree from Durham College of Applied Arts and Technology in Oshawa, Ontario, in 1990.

SCOUTING STAFF



MARK DOBSON
PRO SCOUT



JOHN PERPICH
PRO SCOUT



BRUCE SOUTHERN
PRO SCOUT



TAVIS MACMILLAN
AMATEUR SCOUT



EVGENY BOGDANOVICH
AMATEUR SCOUT

PHOTO NOT AVAILABLE

Pro Scouts: Jack Birch, Carter Sears

Amateur Scouts: Freddie Jax, Keith Sullivan, Scott Scoville, Pat Carmichael, Chris Snell, Ed Friesen, Yanick Lemay



ZACH YUEN, SHAYNE WIEBE AND MARK SCHEIFELE PARTICIAPTE IN THE FIRST-EVER JETS ROOKIE CAMP



JASON McMASTER
HEAD EQUIPMENT MANAGER

Jason McMaster returns to Winnipeg after spending one season as an Assistant Equipment Manager with the LA Kings. Prior to his time in the National Hockey League, McMaster completed three seasons as Equipment Manager for the Manitoba Moose. He came to the Moose from the Memorial Cup champion Vancouver Giants of the Western Hockey League. A native of Plenty, SK, McMaster joined the Giants in 2005 and spent two seasons in Vancouver. Prior to that, he was an Assistant Trainer with the Lethbridge Hurricanes for one season in 2004, and Head Trainer for the La Ronge Ice Wolves of the SJHL for two seasons.

McMaster and his wife Celeste both reside in Winnipeg.



MARK GREHAN
ASSISTANT EQUIPMENT MANAGER

Mark Grehan joins the Winnipeg Jets Hockey Club as Assistant Equipment Manager after spending five seasons with the Manitoba Moose. Grehan spent the 2009-10 season as the Head Athletic Therapist for the Victoria Salmon Kings of the ECHL. A certified Athletic Therapist, Grehan graduated from the Athletic Therapy Program at the University of Manitoba in 2004 and served as Manitoba's Assistant Athletic Therapist for three seasons - before spending the 2010-11 season as Head Equipment Manager.

Grehan hails from Kingston, Ontario and he and his wife Robyn are proud parents to Kale and Hillary.



MIKE FLAMAN
ASSISTANT EQUIPMENT MANAGER

Mike Flaman will begin the 2011-12 Winnipeg Jets season as Assistant Equipment Manager. Flaman comes to the Jets after spending two seasons in the same role with the Manitoba Moose Hockey Club. While obtaining a Business Administration Degree from the University of Winnipeg, Flaman spent six years working at Royal Sports, the last two years as Manager.

Flaman volunteered with the Manitoba Moose from 2006 to 2008 working as a Game-Day Assistant. Now, in his new role, Flaman mentors the several Game-Day assistants that volunteer on game night. Originally from Regina, SK, Flaman has called Winnipeg home for the last 14 years.



ROB MILETTE
HEAD ATHLETIC THERAPIST

Rob Milette joins the Winnipeg Jets Hockey Club as the Head Athletic Therapist. Milette spent nine seasons with the Manitoba Moose, six of those years in the Head Athletic Therapist role. Prior to his time with the Moose, he was the Therapist and Equipment Manager for the University of Manitoba Bison men's hockey team for two seasons. He was also an Assistant Trainer with the Winnipeg Goldeyes during the 2000 season.

"Mullet" is a member of the Canadian Athletic Therapists Association (CATA). The Winnipeg native received a Bachelor of Exercise and Sports Science (Athletic Therapy) degree at the University of Manitoba. Milette and his wife, Camille, have two children, Bauer and Janelle.



BRAD SHAW
ASSISTANT ATHLETIC THERAPIST

Brad Shaw joins the Winnipeg Jets Hockey club as Assistant Athletic Therapist. Shaw spent the 2010-11 season as the Head Athletic Therapist with the Grand Rapids Griffins of the AHL. From 2007-10, he had a dual role with the Western Hockey League's Kootenay Ice acting as both the Head Athletic Therapist and Equipment Manager. The Cardale, Manitoba native started his career in his home province spending four seasons as the Head Athletic Therapist for the Winnipeg Goldeyes.

"Shawzy" is a member of the Canadian Athletic Therapists Association (CATA). He received a Bachelor of Exercise and Sports Science (Athletic Therapy) degree from the University of Manitoba. Shaw and his wife Cori, a native of Ottawa, ON, are proud to call Winnipeg home.



LEE STUBBS
ASSISTANT ATHLETIC THERAPIST/STRENGTH & CONDITIONING

Lee Stubbs will take on a dual role as Assistant Athletic Therapist as well as Strength & Conditioning Coach with the Winnipeg Jets. He spent two seasons with the Manitoba Moose in the same position. Stubbs is a graduate from the University of Manitoba with a Bachelors Degree in Kinesiology, a major in Athletic Therapy, as well as being a first responder.

Previously a trainer and athletic therapist at Focus Fitness, Stubbs has trained and treated a variety of elite athletes.



AL PRITCHARD
MASSAGE THERAPIST

Al Pritchard brings his expertise as a massage therapist to the Winnipeg Jets for their inaugural season. A native of Elm Creek, Manitoba Pritchard has been working independently as a massage therapist since he graduated in 2002.

A valuable member of the team's medical staff, Pritchard worked with the Manitoba Moose for the past five years in a dual role as a Game Day Assistant and Massage Therapist. After studying at the Massage Therapy College of Manitoba for two years, Pritchard earned his certification as an Advanced Remedial Massage Therapist. Al and his wife Rachel reside in Elm Creek with their two children Nicholas and Addison.

MEDICAL STAFF



DR. PETER MACDONALD
HEAD TEAM PHYSICIAN



DR. GREG STRANGES
ASSISTANT TEAM PHYSICIAN



DR. JAMIE DUBBERLEY
ASSISTANT TEAM PHYSICIAN



DR. MIKE MACKAY
PRIMARY CARE



DR. SWEE TEO
PRIMARY CARE



DR. GENE SOLMUNDSON
TEAM DENTIST



DR. GERALD OLIN
TEAM CHIROPRACTOR



DR. BRIAN BOOK
TEAM OPTOMETRIST



DR. ANTHONY KAUFMANN
NEURO SURGERY



DR. LESLEY RITCHIE
NEUROPHYSIOLOGIST



DR. ANDREA KILGOUR
NEUROPHYSIOLOGIST

BROADCAST

TSN

TSN is Canada's Sports Leader and Canada's most-watched specialty network. Delivering more sports coverage in High Definition than any other network in Canada, TSN's comprehensive broadcast schedule features an exciting lineup of sports including NHL, CFL, NFL, NBA, MLS, the IIHF World Junior Championship, Season of Champions Curling, Golf's Majors, F1, NASCAR Sprint Cup and Nationwide Series, Grand Slam Tennis, EURO 2012 and 2016, the Tour de France, NCAA March Madness tournament and Championship Boxing events. TSN properties include TSN2, TSN MOBILE and the industry-leading sports website TSN.ca. Official broadcaster of the London 2012 Olympic Games, TSN is a division of Bell Media, which is owned by BCE Inc. (TSX, NYSE: BCE), Canada's largest communications company.

Winnipeg Jets regional coverage will be made available on the new digital channel *TSN Jets*.

BELL MEDIA RADIO

Bell Media Radio is a division of Bell Media, which is owned by BCE Inc. (TSX, NYSE: BCE), Canada's largest communications company. Bell Media Radio is one of Canada's most successful radio networks operating 33 radio stations in 14 markets throughout Canada including CHUM FM, Canada's #1 FM station.

Play-by-play coverage of Winnipeg Jets home and away games will be available on TSN Sports Radio 1290.



DENNIS BEYAK PLAY-BY-PLAY ANNOUNCER, TSN Jets

Manitoba-native Dennis Beyak joins TSN as the play-by-play announcer for Winnipeg Jets regional games on the newly-created digital channel, TSN Jets, and on Sports Radio 1290 in Winnipeg.

In addition to radio, Beyak has called the IIHF World Hockey Championships on TSN and worked as a hockey analyst on *The Score*. He has also done play-by-play for many other sports, including football, baseball, basketball, curling, horse racing, volleyball and snowmobile races.

Beyak's 41-year career in sports also includes stints outside of the broadcast booth, as he was the assistant general manager of the Saskatoon Blades from 1981-1990, the general manager of the Seattle Thunderbirds from 1992-1994, and the general manager of the Tri-City Americans from 1994-1995. He was also the chairman of the Memorial Cup tournament in Saskatoon (1989) and Seattle (1992), and was named WHL Executive of the Year in 1989.

Beyak is a graduate of Winnipeg's National Institute of Broadcasting.

Born and raised in the small farming community of Winnipegosis, Beyak began his broadcasting career on CFAR 590 Radio doing play-by-play for the Flin Flon Bombers of the Western Canada Hockey League. Since then, Beyak has provided play-by-play commentary for the WHL's Saskatoon Blades, Victoria Cougars and Seattle Thunderbirds, and the AHL's Toronto Marlies. Beyak has also done television play-by-play for the NHL's Edmonton Oilers and was the primary radio voice of the Toronto Maple Leafs since 1998.



BRIAN MUNZ PLAY-BY-PLAY ANNOUNCER, Sports Radio 1290 Winnipeg

Brian Munz joins Sports Radio 1290 as a play-by-play commentator for Winnipeg Jets broadcasts. He spent the last five seasons as the primary voice of the Manitoba Moose on Winnipeg's CJOB Radio.

Humboldt Broncos and Nipawin Hawks before making the jump to the WHL to do play-by-play for the Prince Albert Raiders in 2000.

In 2004, Munz became the play-by-play voice of the AHL's Edmonton Road Runners for one season before moving over to 630 CHED radio to host Edmonton Oilers broadcasts alongside Hall of Fame play-by-play broadcaster Rod Phillips and colour analyst Morley Scott.

Munz began his broadcasting career with the Cowichan Valley Capitals of the BC Junior Hockey League. Following this, he spent five years calling Saskatchewan Junior Hockey games on CJVR-FM for the Melfort Mustangs,



SHANE HNIDY
COLOR ANALYST, Sports Radio 1290 Winnipeg

Former NHL defenceman Shane Hnidy joins Sports Radio 1290 as a colour analyst for all Jets games this season.

An 11-year veteran who's played 550 NHL games with seven teams, Hnidy capped-

NHL Entry Draft by the Buffalo Sabres, although he played no games for the team.

After turning professional in 1996, he played for Saint John of the AHL, Grand Rapids of the IHL, Cincinnati and Adirondack of the AHL before being traded to the Ottawa Senators in 2000 where he established his NHL career. Outside of Boston, his NHL career was spent playing for the Anaheim Ducks, Nashville Predators and Atlanta Thrashers.

off his career by helping the Boston Bruins capture the Stanley Cup last season.

The Neepawa product played junior hockey with the Swift Current Broncos and Prince Albert Raiders of the WHL. He was drafted in the seventh round (173rd overall) in the 1994

COMMUNICATIONS



SCOTT BROWN
DIRECTOR, CORPORATE COMMUNICATIONS

Scott Brown enters his ninth season handling the communications and media relations duties for True North Sports & Entertainment, spending most of that time working with the Manitoba Moose Hockey Club. Scott is responsible for any media or public inquiries on a day-to-day basis regarding TNSE, the Winnipeg Jets, MTS Centre and MTS IcePlex.

Brown is a native of Winnipeg, MB who holds a diploma in Communications, as well as an Honors and a Masters degree in Political Sciences. Brown spent six years as a sports anchor and reporter with the Winnipeg affiliate of the CTV National network, as well as TSN.



CHRISTINA CALIGIURI
COMMUNICATIONS COORDINATOR

Christina Caligiuri enters her third season as Communications Coordinator at True North Sports & Entertainment, working two seasons with the Manitoba Moose Hockey Club. Generally, Christina assists with media inquiries for the Winnipeg Jets as well as coordinates communication for concerts held at MTS Centre.

Christina earned a Creative Communications Diploma in 2008. Along with her experience in the sports and entertainment industry, she has also held communication positions at Boeing Winnipeg and the Workers Compensation Board of Manitoba.



KALEN QUALLY
COMMUNICATIONS COORDINATOR

Kalen Qually enters his second hockey season with True North Sports & Entertainment, previously working in his current position with the Manitoba Moose during the 2010-11 season.

Kalen earned a Degree in Communications from University of Winnipeg and Red River College after completing RRC's Creative Communications program in 2010. He also founded a Winnipeg charity called Pass It Forward that works to collect used hockey equipment for underprivileged youth in the city.

EVENTS & BOOKINGS



ALAYNE NOTT
DIRECTOR,
EVENT MARKETING



KIM BOULET
DIRECTOR, SECURITY &
EVENT MANAGEMENT



LLOYD FOX
MANAGER, BROADCAST SERVICES
& EVENT PRODUCTION



JOANNE HARDER
MANAGER, CLIENT
SERVICES



KEVIN CLIFFORD
EVENT MANAGER



WENDY CABEL
EVENT STAFF
COORDINATOR



BRIAN CHIPMAN
EVENT COORDINATOR



EUGENIA GORKOWA
EVENT COORDINATOR



MATTHEW MOUSSEAU
EVENT SECURITY
COORDINATOR



SABENA VON ASTEN
SETTLEMENTS ADMINISTRATOR

SALES & MARKETING



DORIAN MORPHY
SENIOR DIRECTOR,
MARKETING & BRAND
MANAGEMENT



KYLE BALHARRY
DIRECTOR,
EVENT PRODUCTION



JEFF MAGER
DIRECTOR,
CORPORATE PARTNERSHIPS



DAVE BLACKMORE
DIRECTOR,
RETAIL OPERATIONS

SALES & MARKETING continued



RYAN ROGERS
DIRECTOR,
RETAIL DEVELOPMENT



MITCH BRENNAN
DIRECTOR, TICKET ADMIN. &
CUSTOMER RELATIONSHIP MGMT.



LINZY JONES
DIRECTOR, TICKET
SALES & SERVICE



ANDREW WILKINSON
MANAGER, MARKETING



MIKE LABAY
MANAGER, CUSTOMER
RELATIONSHIP MANAGEMENT



ERIC POSTMA
MANAGER, DIGITAL MEDIA



CURTIS ROBSON
MANAGER, VISUAL MEDIA



STEVE GODKIN
MANAGER, VISUAL MEDIA



BARRETT PAULSEN
MANAGER, COMMUNITY
RELATIONS



CHRIS DANT
ACCOUNT EXECUTIVE,
CORPORATE PARTNERSHIPS



DOMENIC BELLISARIO
ACCOUNT EXECUTIVE,
CORPORATE PARTNERSHIPS



CANDY PENNER
SALES ADMINISTRATOR



DANIEL CLOUTIER
ACCOUNT SERVICE
REPRESENTATIVE



COLLIN FARRELL
ACCOUNT SERVICE
REPRESENTATIVE



KATIE DICKS
COORDINATOR,
COMMUNITY RELATIONS



CHRISTEN DILLING
PRIVATE SUITES
CONCIERGE

SALES & MARKETING continued



BILL HIBBARD
TICKET SALES &
SERVICE REPRESENTATIVE



HEATHER HILL
TICKET SALES &
SERVICE REPRESENTATIVE



TIM HOGUE
TICKET SALES &
SERVICE REPRESENTATIVE



RYAN MARKHAM
TICKET SALES &
SERVICE REPRESENTATIVE



RYAN PORTER
TICKET SALES &
SERVICE REPRESENTATIVE



JEFF RANICK
TICKET SALES &
SERVICE REPRESENTATIVE



JOSH DUDYCK
GRAPHIC DESIGNER



JESSIE GREENWOOD
GRAPHIC DESIGNER



JO-ANNE BAGOT
COORDINATOR, TICKET
ADMINISTRATION



KRISTI HENNESSY
COORDINATOR,
DIGITAL MEDIA



SHANE TUCKER
ASSISTANT MANAGER,
RETAIL OPERATIONS



DWAYNE GREEN
EXECUTIVE DIRECTOR,
WINNIPEG JETS TRUE NORTH
FOUNDATION

SUPPORT SERVICES



AUDREY GAN
SENIOR DIRECTOR,
BUSINESS OPERATIONS



LORNA DANIELS
SENIOR DIRECTOR,
FINANCE



MARLA LEVENE
CORPORATE COUNSEL



LINDSAY YURICK
CONTROLLER

SUPPORT SERVICES continued



DAN GILL
DIRECTOR, INFORMATION TECH. &
CHIEF PRIVACY OFFICER



SUSAN OLSON
EXECUTIVE ASSISTANT & MANAGER,
OFFICE ADMINISTRATION



YVETTE BOURKE
ACCOUNTS PAYABLE,
ARENA



JOHN DOUGLAS
ACCOUNTS PAYABLE,
HOCKEY



ROSEMARY PALMER
ACCOUNTS RECEIVABLE,
CASH RECEIPTS



ROSE ROLSKY
ACCOUNTING TECHNICIAN



JENNA APPELYARD
PAYROLL & HR COORDINATOR,
PART-TIME STAFF



APRIL SHLANDA
PAYROLL & HR COORDINATOR,
FULL-TIME STAFF



SANDRA SMITH
EXECUTIVE ASSISTANT,
HOCKEY OPERATIONS



KAITLYN FLETT
RECEPTIONIST



DARRYL ELYK
SYSTEMS ADMINISTRATOR

FACILITY MANAGEMENT



ED MEICHSNER
DIRECTOR, FACILITY
OPERATIONS



DEREK KING
CHIEF ENGINEER



STU LOW
MANAGER,
FACILITY OPERATIONS



ROLAND VERRIER
SENIOR CONVERSION
TECHNICIAN

FACILITY MANAGMENT continued



TYLER CAMERON
OPERATIONS, EVENT
SUPERVISOR



LLOYD COOK
BUILDING ATTENDANT/
CONVERSION TECHNICIAN



JOHN MOLINSKI
BUILDING ATTENDANT/
CONVERSION TECHNICIAN



NORM BEAUCHAMP
BUILDING ATTENDANT/
CONVERSION TECHNICIAN



STACEY PEETERS
BUILDING ATTENDANT/
CONVERSION TECHNICIAN



JARED SINNINGHE
BUILDING ENGINEER/
ICE TECHNICIAN



DAVE WRIGHT
BUILDING ENGINEER/
ICE TECHNICIAN



RICHARD BURKE
AUDIO VIDEO ASSISTANT



BRIAN JOHNSON
MANAGER, PROFESSIONAL
AUDIO & VIDEO SERVICES

HOUSEKEEPING



KENDALL PALMER
MANAGER, HOUSEKEEPING



RACHEL ESQUASH
SUPERVISOR, HOUSEKEEPING



TAMARA ESQUASH
ASSISTANT SUPERVISOR,
HOUSEKEEPING



LEONA BARKER
HOUSEKEEPING

HOUSEKEEPING continued



SARAH CURL
HOUSEKEEPING



RODNEY ESQUASH
HOUSEKEEPING



MARY HARPER
HOUSEKEEPING



JULIE KERFOOT
HOUSEKEEPING



ARNULF SAN JOSE
HOUSEKEEPING




SHARYN SUMNER
HOUSEKEEPING

SECURITY



KEVIN ALI
SECURITY SUPERVISOR



CARLOS COSTA
SECURITY



JASON EVANS
SECURITY



TRAVIS HRABARCHUK
SECURITY



LEE MIAZGA
SECURITY



SHANE REID
SECURITY



KEVIN RICHARDSON
MANAGER, VENUES
SECURITY



JEFFREY ST. PAUL
SECURITY

MTS ICEPLEX



RICK BOCHINSKI
GENERAL MANAGER



PAM GAREAU
ASSISTANT CONTROLLER/
OFFICE MANAGER



KIRSTEN HALDEN
EVENT COORDINATOR



TIM RAFTER
PROGRAMMING COORDINATOR,
TOURNAMENTS & MMHL



JANUARY SUTHERLAND
RECEPTIONIST/GUEST
SERVICES ATTENDANT



TED SZYPOWSKI
MASTER SCHEDULER



LYLE DUNLOP
FOOD & BEVERAGE MANAGER



RYAN MAILMAN
KITCHEN MANAGER



SHANE BARTELETTE
OPERATIONS SUPERVISOR



ALEX GOBEIL
JUNIOR OPERATOR



KEVIN MACKAY
OPERATIONS SUPERVISOR



JAMES MACLEAN
SENIOR OPERATOR



ALLAN MILLARD
OVERNIGHT HOUSEKEEPING



DOUG NEUBAUER
OPERATIONS MANAGER



DAVID NORRIS
SENIOR OPERATOR

MTS ICEPLEX continued



LARRY BUMSTEAD
HEAD INSTRUCTOR & MANAGER,
INSTRUCTIONAL PROGRAMMING



KATHY BUMSTEAD
REGISTRAR, INSTRUCTIONAL
PROGRAMMING



SARAH CHIPMAN
ADMINISTRATOR, HIGH
PERFORMANCE TRAINING



DEAN COURT
MANAGER,
PROGRAMMING



NATHAN HATTON
MANAGER, PERFORMANCE
TRAINING - THC



DUSTIN MADRIGGA
PROGRAMMING COORDINATOR,
MMHL



MELISSA SKIBINKSI
HIGH PERFORMANCE TRAINER



JEFF WOOD
MANAGER, PERFORMANCE
TRAINER - FOCUS FITNESS



BRENT ZELELEWICH
MANAGER, GOALTENDER
TRAINING - ICELAB



AJ ZEGLEN
HIGH PERFORMANCE TRAINER



STEVE HODGSON
MANAGER, GUEST SERVICES
& RETAIL SALES

ST. JOHN'S ICECAPS - AHL AFFILIATE



KEITH MCCAMBRIDGE
HEAD COACH



MARK MORRISON
ASSISTANT COACH



MARK STUART, ANDREW LADD, ERIC FEHR AND NIK ANTROPOV UNVEIL THE BRAND NEW WINNIPEG JETS JERSEY AT 17-WING ON SEPTEMBER 6, 2011.



2011-12 WINNIPEG JETS MEDIA GUIDE

PLAYERS



NIK ANTROPOV

CENTER

HEIGHT: 6-6

WEIGHT: 245

SHOOTS: LEFT

BORN: FEBRUARY 18, 1980

UST-KAMENGORSK, KAZAKHSTAN

80

2010-11: Ranks sixth on the team with 16 goals and has 23 assists ... Riding a season-high five-game point streak (3g, 2a), dating back to March 27 vs. OTT ... Scored his 400th career NHL point (assist) on Feb. 23 at BUF ... Had points in eight of 10 games from Jan. 15 - Feb. 7 (3g, 5a) ... Scored the game-winning goal in a 1-0 win vs. WSH on Jan. 26 ... Registered his fourth multiple-point game of the season (2a) on Dec. 4 at WSH ... Scored his first goal of the year on Oct. 29 vs. BUF.

2009-10: Earned 67 points (24g, 43a) in 76 games during his first season with the Thrashers ... Named the 2010 Thrashers MVP ... Set new career-highs in points and assists ... Led the team in points, tied for the team lead in goals and ranked second in assists ... Paced the Thrashers with a plus-13 rating, 21 power play points (8g, 13a) and eight power play goals ... Ranked second on the team with four game-winning goals ... Earned his first point as a Thrasher (1a) on 10/10 at OTT ... Posted four assists during a three game assist streak from 10/10-10/17 ... Collected eight assists over a career-long five-game assist streak from 10/22-11/3 ... Scored his first goal as a Thrasher on 11/19 vs. BOS ... Posted a career-high six-game point streak from 12/16-12/26, recording nine points (6g, 3a) during that stretch ... Missed four games with a lower body injury from 1/5-1/14 ... Recorded his 200th career assist on 1/30 at NSH ... Registered a career-high tying three points/assists in a game on 2/6 vs. FLA ... Recorded a four-game point streak from 2/6-2/13, collecting eight points (2g, 6a) in those games ... Matched his career-high with three points (1g, 2a) on 3/4 vs. NYI ... Tallied four straight two-point performances from 3/14-3/20 ... Appeared in his 600th career game on 3/30 at TOR.

2008-09: Split season between Toronto and the NY Rangers, recording 59 points (29g, 31a) in 81 games... Set new career highs in goals and games played ... Added three points (2g, 1a) in seven Stanley Cup Playoff games with the Rangers ... Began the season with Toronto and recorded 46 points (21g, 25a) in 63 games ... Posted a career-high tying five-game point streak from 10/18-10/28, recording six points (4g, 2a) during that span ... Established a season-high with three points (1g, 2a) on 11/8 vs. MTL ... Posted back-to-back three point games on 12/20 at PIT (1g, 2a) and 12/22 at ATL (3a) ... Acquired by the NY Rangers from Toronto on 3/4 ... Appeared in 18 regular-season games with New York, posting 13 points (7g, 6a) ... Made his Rangers debut on 3/5 at NYI ... Posted a four-game point streak (3g, 2a) from 3/14-3/21 ... Made his Rangers playoff debut on 4/15 at WSH, recording two points (1g, 1a) in Game One of the Eastern Conference Quarterfinals.

2007-08: Played 72 games for Toronto, collecting 56 points (26g, 30a) with 92 penalty minutes ... Ranked first on the team in power play goals (12) and game-winning goals (5) ... Ranked second on the Maple Leafs in goals, points and plus/minus rating (plus-10) ... Registered 16 multiple-point games ... Posted a season-high four-game point streak (4g, 4a) from 10/11-10/18 ... Collected two points (1g, 1a), including the game-winning goal and his 200th career NHL point on 10/18 vs. FLA ... Appeared in his 400th career NHL game on 11/29 at ATL ... Scored a natural hat trick on 12/6 at NYR ... Earned three assists and a season-high plus-four rating on 12/14 at ATL ... Scored his 20th goal of the season, for the first time in his career, on 2/16 vs. BOS ... Recorded three points (1g, 2a), including the 100th goal of his career on 2/23 vs. ATL ... Sustained a knee injury on 3/15 vs. BUF, missing four games ... Injured final three regular-season games from 4/1-4/5, due to a knee injury.

2006-07: Recorded 33 points (18g, 15a) in 54 games with the Maple Leafs ... Collected a season-high three points (2g, 1a) and a plus-four

rating on 11/9 at BOS ... Earned two assists, including the 100th of his career on 11/20 vs. NYI ... Missed 28 games due to an ankle injury.

2005-06: Appeared in 57 games with Toronto, recording 31 points (12g, 19a) ... Ranked second on the team in plus/minus rating (plus-13) ... Posted a season-high four-game point streak from 3/28-4/6, collecting seven points (2g, 5a) during that span.

2003-04: Appeared in 62 games with the Maple Leafs, earning 31 points (13g, 18a) ... Recorded two assists in 13 Stanley Cup Playoff games ... Returned to the lineup on 12/11 at MIN, after missing 20 games with a shoulder injury ... Recorded his 100th career NHL point with one goal on 12/23 vs. FLA ... Registered a season-high four-game point streak (1g, 5a) from 12/19-12/26.

2002-03: Recorded 45 points (16g, 29a) and a career-high 124 penalty minutes in 72 games with Toronto ... Tied for 15th in the NHL in game-winning goals (six) ... Finished third on the Maple Leafs in plus/minus rating (plus-11), third in game-winning goals, fourth in goals, fourth in penalty minutes and fifth in points ... Established a career-high with a five-game point streak (2g, 7a) from 1/29-2/8 ... Appeared in his 200th career game on 4/3 vs. MIN ... Appeared in three post-season games with the Leafs

2001-02: Split season between Toronto (NHL) and St. John's (AHL) ... Recorded two points (1g, 1a) in 11 games with Toronto and 35 points (11g, 24a) in 34 games with St. John's ... Scored his only goal with Toronto on 10/6 at MTL ... Assigned to St. John's on 11/5 ... Recorded 13 multiple-point games with St. John's ... Had season-ending knee surgery on 3/1 and missed the entire post-season.

2000-01: Tallied 17 points (6g, 11a) in 52 games with Toronto ... Registered a season-high three assists/points on 4/7 at OTT.

1999-2000: Recorded 30 points (12g, 18a) in 66 games with the Maple Leafs during his first North American season ... Appeared in two AHL games with St. John's ... Registered his first career NHL point with one assist in his NHL debut on 10/13 vs. FLA ... Earned his first career multiple-point game (2a) on 10/25 vs. DAL ... Scored his first career goal on 11/15 vs. SJ ... Recorded his first career NHL hat trick on 12/20 at FLA.

EUROPEAN CAREER: Recorded 80 points (28g, 52a) in 116 career games in Russia over four seasons with Ust-Kamenogorsk, Dynamo, Ak-Bars Kazan and Yaroslavl.

INTERNATIONAL CAREER: Has represented his native Kazakhstan in international competition four times ... Scored one goal in five games at the 2006 Winter Olympic Games in Torino, Italy ... Appeared in the World Junior Championships in 1996, 1997 and 1998.

CAREER TRANSACTIONS: Selected by Toronto in the first round, 10th overall, of the 1998 NHL Entry Draft ... Acquired by the NY Rangers from Toronto for a second round selection (Kenny Ryan) in the 2009 NHL Entry Draft on March 4, 2009 ... Signed by the Thrashers as a free agent on July 2, 2009.

CAREER VS NHL

TEAM	GP	G	A	PTS
ANAHEIM	9	3	1	4
ATLANTA	30	8	17	25
BOSTON	45	13	16	29
BUFFALO	47	8	16	24
CALGARY	13	6	6	12
CAROLINA	37	6	10	16
CHICAGO	10	1	4	5
COLORADO	8	3	2	5
COLUMBUS	8	3	0	3
DALLAS	7	1	3	4
DETROIT	11	2	0	2
EDMONTON	11	1	2	3
FLORIDA	37	12	16	28
LOS ANGELES	7	1	1	2
MINNESOTA	7	2	2	4
MONTREAL	53	16	21	37
NASHVILLE	10	3	3	6
NEW JERSEY	29	9	9	18
N.Y. ISLANDERS	36	5	14	19
N.Y. RANGERS	33	7	8	15
OTTAWA	42	10	16	26
PHILADELPHIA	37	9	9	18
PHOENIX	9	2	1	3
PITTSBURGH	32	13	17	30
SAN JOSE	8	3	4	7
ST. LOUIS	12	1	6	7
TAMPA BAY	37	11	13	24
TORONTO	8	2	1	3
VANCOUVER	12	2	4	6
WASHINGTON	34	9	18	27

CAREER HIGHLIGHTS

First NHL Game: 10/13/99 vs. FLA

First NHL Goal: 11/15/99 vs. SJ (Shields)

First NHL Assist: 10/13/99 vs. FLA

Most Goals, Game: 3 (2x), last - 12/6/07 at NYR

Most Assists, Game: 3 (5x), last - 2/6/10 vs. FLA

Most Points, Game: 3 (14x), last - 3/4/10 vs. NYI (1g, 2a)

Most Penalty Minutes, Game: 22, 1/31/08 at CAR

Most Shots, Game: 9, 2/14/09 vs. PIT

Most Time On Ice, Game: 25:13, 12/26/07 at NYI

Longest Point Scoring Streak: 6 games, 12/16/09-12/26/09 (6g, 3a)

Longest Goal Scoring Streak: 4 games (3x), last - 3/14/10-3/20/10 (5g)

Longest Assist Streak: 5 games, 10/22/10-11/3/10 (8a)

Hat Tricks: 2, last - 12/6/07 at NYR (3g)

Multiple-Point Games: 92 (14, 3-point; 78, 2-point)

Penalty Shots: None

Shootout Attempts: 3-14, 21.4%

CAREER STATISTICS

Year	Team	League	REGULAR SEASON													PLAYOFFS					
			GP	G	A	PTS	PIM	+/-	PP	SH	GW	S	ATOI	GP	G	A	PTS	PIM			
1996-97	Kamenogorsk	Russia-2	8	2	1	3	6	-	-	-	-	-	-	-	-	-	-	-	-	-	
1997-98	Kamenogorsk	Russia-2	42	15	24	39	62	-	-	-	-	-	-	-	-	-	-	-	-	-	
1998-99	Dynamo	Russia	30	5	9	14	30	-	-	-	-	-	-	-	-	-	11	0	1	1	4
1999-00	Toronto	NHL	66	12	18	30	41	14	0	0	2	89	12:48	-	-	-	3	0	0	0	4
	St. John's	AHL	2	0	0	0	4	-	-	-	-	-	-	-	-	-	-	-	-	-	-
2000-01	Toronto	NHL	52	6	11	17	30	5	0	0	1	71	10:02	-	-	-	9	2	1	3	12
2001-02	Toronto	NHL	11	1	1	2	4	-1	0	0	0	12	8:57	-	-	-	-	-	-	-	-
	St. John's	AHL	34	11	24	35	47	-	-	-	-	-	-	-	-	-	-	-	-	-	-
2002-03	Toronto	NHL	72	16	29	45	124	11	2	1	6	102	15:00	-	-	-	3	0	0	0	0
2003-04	Toronto	NHL	62	13	18	31	62	7	1	1	2	89	15:18	-	-	-	13	0	2	2	18
2004-05	Ak Bars Kazan	Russia	10	2	3	5	6	-	-	-	-	-	-	-	-	-	-	-	-	-	-
	Yaroslavl	Russia	26	4	15	19	44	-	-	-	-	-	-	-	-	-	9	3	4	7	18
2005-06	Toronto	NHL	57	12	19	31	56	13	2	1	0	113	15:34	-	-	-	-	-	-	-	-
	Kazakhstan	Olympics	5	1	0	1	4	-	-	-	-	-	-	-	-	-	-	-	-	-	-
2006-07	Toronto	NHL	54	18	15	33	44	8	4	0	4	125	16:36	-	-	-	-	-	-	-	-
2007-08	Toronto	NHL	72	26	30	56	92	10	12	0	5	165	20:07	-	-	-	-	-	-	-	-
2008-09	Toronto	NHL	63	21	25	46	24	-13	6	0	2	171	17:13	-	-	-	-	-	-	-	-
	NY Rangers	NHL	18	7	6	13	6	-1	2	0	2	53	17:05	-	-	-	7	2	1	3	6
2009-10	Atlanta	NHL	76	24	43	67	44	13	8	0	4	126	18:13	-	-	-	-	-	-	-	-
2010-11	Atlanta	NHL	76	16	25	41	42	-17	5	0	2	105	15:39	-	-	-	-	-	-	-	-
NHL Totals (11 seasons)			679	172	240	412	569	49	42	3	30	1221		35	4	4	8	40	40	40	40
Thrashers Totals (2 seasons)			152	40	68	108	86	-4	13	0	6	231		-	-	-	-	-	-	-	-



ZACH BOGOSIAN

DEFENCEMAN

HEIGHT: 6-3

WEIGHT: 215

SHOOTS: RIGHT

BORN: JULY 15, 1990

MASSENA, NEW YORK

4

2010-11: Ranked third all-time among Thrashers defensemen with 24 goals on the season ... He trailed Yannick Tremblay (33) and Tobias Enstrom (26) for the top spot ... Ranked third on the team in average ice time overall with 22:20 ... Scored his fifth goal of the season on Mar. 12 at PHX ... Posted his first multiple-point game of the season (2a) on Feb. 7 at TOR ... Scored the game-winning goal in overtime on Dec. 6 vs. NSH.

2009-10: Appeared in 81 games, posting 23 points (10g, 13a) ... Established career-highs in games played, points, goals and assists ... Tied the Thrashers franchise record for most goals by a defenseman in a single season ... Set a career-best and tied for fifth on the team with three power play goals ... Ranked sixth on the team and second among defensemen with 155 shots on goal ... Set a franchise record with 196 hits ... Began the season with eight goals in the first 17 games ... Scored his first goal in the season-opening game on 10/3 vs. TB ... Scored four goals over a four-game span from 10/22-10/31, including a career-high tying two goals on 10/29 vs. WSH ... Scored goals in back-to-back games on 11/13 and 11/15 ... Earned a career-high tying plus-four rating on 11/13 vs. LA ... Skated in a career high 29:13 of ice time on 11/19 vs. BOS ... Tallied a season-high two assists on 12/26 at TB ... Matched his season-best with two points (1g, 1a) and a plus-four rating on 1/16 at CAR ... Missed one game with a hand injury on 3/14 vs. PHX ... Scored his 10th goal of the season on 3/25 vs. TOR.

2008-09: Posted 19 points (9g, 10a) in 47 games during his first NHL season ... Led all first-year NHL defensemen in goals and ranked fourth in points ... Tied for second among rookie defensemen with a plus-11 rating ... Led team defensemen in goals and ranked third in points ... Made his NHL debut on 10/10 vs. WSH ... Missed 28 games due to injury from 10/30-12/30 ... Returned to the lineup on 12/31 at CAR ... Appeared in five games with Chicago (AHL) during a conditioning stint from 1/3-1/11, scoring one goal ... Earned his first-career NHL points (1g, 1a) on 1/17 at NSH ... Recorded four points (2g, 2a) in two games from 1/17-1/20 ... Posted a season-high three points (3a) on 2/16 at LA ... Scored his first-career game-winning goal on 3/10 at COL ... Skated in a season-high 28:32 of ice time and took a season-high six shots on 3/14 at BUF ... Scored a season-high two goals on 4/9 vs. FLA ... Earned 11 points (6g, 5a) in his last 16 games of the season.

AMATEUR CAREER: Tallied 94 points (18g, 76a) in 127 career Ontario Hockey League games with Peterborough ... Recorded 17 points (1g, 16a) in 36 games with Cushing Academy in 2005-06 ... 2007-08: Recorded 61 points (11g, 50a) in 60 games with the Peterborough Petes (OHL) ... Named to the OHL First All-Star Team ... Appeared in the OHL All-Star Classic and the Canadian Hockey League Top Prospects Game ... Ranked second among league defensemen in assists and was the only defenseman to lead his team in points ... Ranked fifth among league defensemen in points and tied for ninth in goals ... Ranked sixth on the Petes with six power play goals ... Was second on his team with a plus-eight rating ... Recorded 15 multiple-point games and tallied at least one point in 41 contests ... Began the season with a six-game point streak (2g, 6a) from 9/20-10/11 ... Tallied three points (1g, 2a) on 10/11 vs. Erie ... Earned two points (1g, 1a) for his second multiple-point game of the season on 10/26 at Kingston ... Tallied three points (1g, 2a) over consecutive games from 10/26-11/1 ... Posted a season-high nine-game point streak from 11/8-12/1, collecting 11 points (1g, 10a) during that stretch ... Recorded a season-high four points (3g, 1a) and his first-career hat trick on 1/3 vs. Oshawa ... Earned six points (3g, 3a) over a three-game stretch from

1/1-1/4 ... Collected eight points (1g, 7a) over a four-game stretch from 1/10-1/17, recording two points in each of those contests ... Posted three points (1g, 2a) on 1/24 vs. Ottawa ... Collected two assists on 1/31 vs. Niagara ... Registered 19 points (5g, 14a) during the month of January, the most of any month, and tallied seven multiple-point contests during the month ... Posted five assists over a three-game stretch from 1/31-2/7 ... Earned assists in three-consecutive games from 2/17-2/29 ... Tallied two points (1g, 1a) and earned a season-high plus-four rating on 3/6 vs. Kingston ... Closed out the regular season with an assist on 3/16 at Niagara ... Added three assists in five OHL post-season contests ... Tallied a post-season high two assists on 3/22 at Belleville ... Earned all three of his playoff assists over two consecutive games from 3/22-3/24 ... 2006-07: Made his OHL debut with the Petes, tallying 33 points (7g, 26a) in 67 contests ... Ranked second among team defensemen and rookies in points ... Ranked third overall on the Petes with seven power play goals ... Appeared in his first OHL game on 9/21 vs. Brampton ... Recorded his first-career OHL point with one goal on 10/5 vs. Belleville ... Posted assists in back-to-back games on 10/12 and 10/14 for his first-career OHL point streak ... Established a season-high with a plus-five rating on 10/19 vs. Erie ... Tallied assists in consecutive games (2a) on 11/2 and 11/4 ... Earned three points (1g, 2a) over a two-game span from 11/11-11/12 ... Set a season-high with points in three consecutive games (1g, 2a) from 11/18-11/24 ... Matched his season-high with a plus-five rating on 12/7 vs. Ottawa ... Collected assists in consecutive games (2a) on 12/15 and 12/16 ... Posted four points (1g, 3a) over a two-game stretch from 1/4-1/5 ... Recorded points in back-to-back games (1g, 1a) from 1/11-1/13 ... Earned a plus-six rating over a three-game span from 1/20-1/26 ... Collected a season-high three assists on 1/25 vs. Niagara ... Matched his season-high with a three-game point streak (1g, 2a) from 3/1-3/8 ... Tallied one assist in his final regular season game on 3/16 at Niagara ... 2005-06: Posted 17 points (1g, 16a) in 36 games with Cushing Academy (Mass.).

INTERNATIONAL CAREER: Made his international debut with the United States at the 2009 IIHF World Championships in Switzerland, recording one assist in nine games.

CAREER TRANSACTIONS: Selected by the Thrashers in the first round, third overall, of the 2008 NHL Entry Draft.



CAREER VS NHL

TEAM	GP	G	A	PTS
ANAHEIM	2	0	0	0
ATLANTA	-	-	-	-
BOSTON	8	0	3	3
BUFFALO	10	1	2	3
CALGARY	3	0	0	0
CAROLINA	15	2	3	5
CHICAGO	3	0	1	1
COLORADO	5	1	1	2
COLUMBUS	3	0	1	1
DALLAS	3	0	0	0
DETROIT	4	0	1	1
EDMONTON	3	2	1	3
FLORIDA	15	3	2	5
LOS ANGELES	3	1	3	4
MINNESOTA	2	0	0	0
MONTREAL	11	2	2	4
NASHVILLE	5	2	1	3
NEW JERSEY	9	0	1	1
N.Y. ISLANDERS	9	2	1	3
N.Y. RANGERS	8	0	0	0
OTTAWA	10	1	1	2
PHILADELPHIA	10	1	0	1
PHOENIX	2	0	0	0
PITTSBURGH	9	0	1	1
SAN JOSE	2	0	0	0
ST. LOUIS	4	0	0	0
TAMPA BAY	14	2	3	5
TORONTO	9	1	4	5
VANCOUVER	2	0	1	1
WASHINGTON	16	3	2	5

CAREER HIGHLIGHTS

First NHL Game: 10/10/08 vs. WSH

First NHL Goal: 1/17/09 at NSH (Rinne)

First NHL Assist: 1/17/09 at NSH

Most Goals, Game: 2 (2x), last - 10/29/09 vs. WSH

Most Assists, Game: 3, 2/16/09 at LA

Most Points, Game: 3, 2/16/09 at LA (3a)

Most Penalty Minutes, Game: 9, 10/10/08 vs. WSH

Most Shots, Game: 7, 2/11/11 vs. NYR

Most Time On Ice, Game: 29:13, 11/19/09 vs. BOS

Longest Point Scoring Streak: 4 games, 3/10/09-3/16/09 (2g, 2a)

Longest Goal Scoring Streak: 2 games (4x), last - 11/13/09-11/15/09 (2g)

Longest Assist Streak: 2 games (4x), last - 1/2/11-1/5/11 (2a)

Hat Tricks: None

Multiple-Point Games: 7 (1, 3-point, 6, 2-point)

Penalty Shots: None

Shootout Attempts: None

CAREER STATISTICS

Year	Team	League	REGULAR SEASON													PLAYOFFS				
			GP	G	A	PTS	PIM	+/-	PP	SH	GW	S	ATOI	GP	G	A	PTS	PIM		
2005-06	Cushing	High-MA	36	1	16	17	-	-	-	-	-	-	-	-	-	-	-	-	-	
2006-07	Peterborough	OHL	67	7	26	33	63	-	-	-	-	-	-	-	-	-	-	-	-	
2007-08	Peterborough	OHL	60	11	50	61	72	-	-	-	-	-	-	-	-	5	0	3	3	8
	Atlanta	NHL	47	9	10	19	47	11	2	1	1	90	18:06	-	-	-	-	-	-	
2008-09	Chicago	AHL	5	1	0	1	0	-	-	-	-	-	-	-	-	-	-	-	-	
	Atlanta	NHL	81	10	13	23	61	-18	3	1	0	155	21:24	-	-	-	-	-	-	
2010-11	Atlanta	NHL	71	5	12	17	29	-27	0	0	1	155	22:24	-	-	-	-	-	-	
NHL/Thrashers Totals (3 seasons)			199	24	35	59	137	-34	5	2	2	400		-	-	-	-	-	-	





ALEXANDER BURMISTROV



CENTRE

HEIGHT: 6-1

SHOOTS: LEFT

WEIGHT: 180

BORN: OCTOBER 21, 1991

KAZAN, RUSSIA

2010-11: Made his NHL debut on 10/8 ... Appeared in 74 games, tallying 20 points (6g, 14a) ... Scored his first career NHL goal on 10/29 vs. BUF ... Tallied a season-high two assists on 11/13 vs. PIT ... Scored his first career game-winning goal on 12/4 at WSH ... Had a season-high 20:01 minutes of icetime on 4/5 at NSH.

2009-10 SEASON: Made his North American debut, recording 65 points (22g, 43a) in 62 Ontario Hockey League games with Barrie ... Ranked second on the Colts in assists, fourth in points and seventh in goals ... Tied for seventh on the team with a plus-32 rating ... Made his OHL debut on 9/17, recording three points (1g, 2a) ... Earned a season-high five points (2g, 3a) in his second game on 9/19 at Niagara ... Tallied six points (4g, 2a) over a two-game span from 10/8-10/10 ... Posted a five-game point streak from 12/4-12/18, collecting 10 points (5g, 5a) in those games ... Matched his season-high with three assists on 2/12 at Ottawa ... Earned points in a season-high seven consecutive games from 2/18-3/2, recording 10 points (3g, 7a) during that stretch ... Added 16 points (8g, 8a) in 17 post-season contests ... Ranked third on the team in playoff points, tied for third in goals and tied for seventh in assists ... Tallied a playoff-high four points (2g, 2a) in his post-season debut on 3/18 vs. Sudbury ... Collected points in each of his first seven playoff games, earning 13 points (7g, 6a) in those games.

AMATEUR CAREER: Played one season in the Ontario Hockey League for the Barrie Colts in 2009-2010 totalling 65 points (22g, 43a) in 62 games ... Scored his first OHL goal on 9/17 vs the Owen Sound Attack ... Helped lead Barrie to the 2010 OHL finals, registering 16 points (8g, 8a) in 17 playoff games ... Played for Team Orr at the 2010 CHL Top Prospects Game.

EUROPEAN CAREER: Appeared in 34 games with Ak-Bars Kazan in the Russian Second Division, posting 50 points (25g, 25a) and in one game with Kazan's Kontinental Hockey League (KHL) team during the 2008-09 season.

INTERNATIONAL CAREER: Represented Russia in international competition three times, including the 2010 World Junior Championship, 2009 World Under-18 Championship and 2008 Under-17 World Hockey Challenge ... Tallied four points (3g, 1a) in six games at the 2010 WJC ... Earned a Silver Medal at the 2009 U-18 WJC.





CAREER VS NHL

TEAM	GP	G	A	PTS
ANAHEIM	1	0	0	0
ATLANTA	-	-	-	-
BOSTON	4	0	1	1
BUFFALO	3	2	0	2
CALGARY	1	0	0	0
CAROLINA	5	0	0	0
CHICAGO	1	1	0	1
COLORADO	2	0	1	1
COLUMBUS	1	0	0	0
DALLAS	1	0	0	0
DETROIT	1	0	0	0
EDMONTON	-	-	-	-
FLORIDA	5	0	1	1
LOS ANGELES	1	0	0	0
MINNESOTA	1	0	1	1
MONTREAL	3	0	0	0
NASHVILLE	2	0	2	2
NEW JERSEY	4	0	2	2
N.Y. ISLANDERS	4	1	1	2
N.Y. RANGERS	4	0	2	2
OTTAWA	3	0	0	0
PHILADELPHIA	4	0	0	0
PHOENIX	-	-	-	-
PITTSBURGH	4	0	3	3
SAN JOSE	1	0	0	0
ST. LOUIS	2	0	0	0
TAMPA BAY	6	0	0	0
TORONTO	3	0	0	0
VANCOUVER	1	0	0	0
WASHINGTON	6	2	0	2

CAREER HIGHLIGHTS

First NHL Game: 10/8/10 vs. WSH

First NHL Goal: 10/29/10 vs. BUF (Miller)

First NHL Assist: 10/27/10 at NYR

Most Goals, Game: 1 (6x), last - 3/19/11 at BUF

Most Assists, Game: 2, 11/13/10 vs. PIT

Most Points, Game: 2, 11/13/10 vs. PIT (2a)

Most Penalty Minutes, Game: 5, 12/11/10 at NYI

Most Shots, Game: 5, 4/10/11 vs. PIT

Most Time On Ice, Game: 20:01, 4/5/11 at NSH

Longest Point Scoring Streak: 2 games (3x), last - 10/4/10-10/6/10 (1g, 1a)

Longest Goal Scoring Streak: None

Longest Assist Streak: 2 games, 11/28/10-11/30/10 (2a)

Hat Tricks: None

Multiple-Point Games: 1 - 11/13/10 vs. PIT (2a)

Penalty Shots: None

Shootout Attempts: 1-3, 33.3%

CAREER STATISTICS

Year	Team	League	REGULAR SEASON													PLAYOFFS				
			GP	G	A	PTS	PIM	+/-	PP	SH	GW	S	ATOI	GP	G	A	PTS	PIM		
2008-09	Kazan Ak-Bars	KHL	1	0	0	0	0	0	-	-	-	-	-	-	-	-	-	-	-	
2009-10	Barrie Colts	OHL	62	22	43	65	49	32	-	-	-	-	-	-	-	17	8	8	16	22
2010-11	Atlanta	NHL	74	6	14	20	27	-12	0	0	2	92	13:13	-	-	-	-	-	-	
NHL/Thrashers Totals (1 season)			74	6	14	20	27	-12	0	0	2	92		-	-	-	-	-	-	





DUSTIN BYFUGLIEN

33

DEFENCEMAN

HEIGHT: 6-5

SHOOTS: RIGHT

WEIGHT: 266

BORN: MARCH 27, 1985

ROSEAU, MINNESOTA

2010-11: Ranks second on the team with 53 points (20g, 33a), and first among NHL defensemen with 20 goals ... His 53 points are a single-season franchise-record for defensemen (Tobias Enstrom currently has 51) ... Ranks second in the NHL with 342 shots on goal, breaking the franchise single-season record of 341 (Marian Hossa: 2005-06; Ilya Kovalchuk: 2003-04) with two shots on April 7 at NYR ... Tied a career-high with three assists on Mar. 5 vs. FLA ... Scored his sixth game-winning goal of the season on Jan. 2 at MTL, one shy of the NHL record for defensemen ... Scored his 11th goal of the season on 12/13 at OTT, breaking the Thrashers single-season record for goals by a defenseman ... Tied a career-high with four points (1g, 3a) in a 4-1 victory vs. BOS on Nov. 28.

2009-10: Recorded 34 points (17g, 17a) in all 82 games for the Chicago Blackhawks ... One of five Blackhawks to appear in every regular-season game ... Set new career-highs in games played and tied his career-best in assists ... Scored a career-most six power play goals ... Tied for seventh on the team in goals ... Recorded three points (2g, 1a) in the first two games of the season from 10/2-10/3 ... Earned points in back-to-back games (1g, 1a) 10/15-10/17 ... Scored his first game-winning goal of the season on 10/24 vs. NSH ... Collected a season-high two assists on 12/29 at DAL ... Tallied assists in four straight games (5a) from 12/29-1/3 ... Tied his season-high with two assists on 1/9 at MIN ... Scored goals in back-to-back games on 1/26 and 1/28 ... Earned points in three straight games from 3/2-3/5, recording three points (2g, 1a) during that stretch ... Matched his season-high with two assists, for the third time this season, on 4/7 vs. STL ... Added 16 points (11g, 5a) in 22 post-season contests, while helping lead the Blackhawks to the Stanley Cup Championship ... Ranked third in the NHL in playoff goals ... Tied for the team lead in post-season goals and power play goals (5), and ranked fifth in points ... Netted his first career playoff hat trick, including the game-winner, in Game Three of the Western Conference Semifinals on 5/5 at VAN ... Collected points in five straight games from 5/11-5/23, earning six points (5g, 1a) during that stretch, including three game-winning tallies ... Registered a playoff career-high four points (2g, 2a) in Game Five of the Stanley Cup Finals on 6/6 vs. PHI ... Scored one goal in the Stanley Cup clinching win on 6/9 at PHI.

2008-09: Tallied 31 points (15g, 16a) in 77 games with the Blackhawks ... Tied for seventh on the team in goals and ranked 11th in points ... Led team forwards and ranked second overall with 169 hits ... Established a season-high with two assists on 11/3 vs. COL ... Missed three games due to injury from 11/20-11/26 ... Set a season-high with two goals on 12/12 at COL ... Recorded a career-high four points (2g, 2a) on 12/28 at MIN ... Scored Chicago's only penalty shot goal of the season on 4/11 at DET ... Added nine points (3g, 6a) in 17 games during his Stanley Cup Playoff debut ... Scored all three of his goals and six-of-nine points on the road ... Tallied his first career post-season point (1a) on 4/25 vs. CGY ... Earned a playoff-high three points (1g, 2a) on 4/27 at CGY ... Registered points in three straight games (2g, 2a) from 5/9-5/17, including a post-season high two goals on 5/9 at VAN.

2007-08: Recorded 36 points (19g, 17a) in 67 games with Chicago ... Appeared in eight AHL games with Rockford, posting seven points (2g, 5a) ... Ranked fifth on the Blackhawks in goals and tied for fifth in points ... Tied for second on the team with seven power play goals and four game-winning tallies ... Earned points in three straight games

(4g, 2a) from 11/28-12/1, including a season-high four points (3g, 1a) on 11/30 vs. PHX ... Posted a three-game point streak from 12/7-12/12, earning four points (1g, 3a) during that stretch ... Collected a season-high two assists on 12/22 at OTT ... Tied his season-high with two assists and added one goal on 1/16 vs. STL ... Score game-winning goals in back-to-back games on 3/4 and 3/5.

2006-07: Appeared in nine games for the Blackhawks, tallying three points (1g, 2a) ... Earned 44 points (16g, 28a) in 63 AHL games with the Norfolk Admirals ... Missed nine games due to injury from 11/24-12/10 ... Set a Norfolk franchise record with 241 shots on goal ... Named the Second AHL All-Star Team and represented Planet USA at the AHL All-Star Classic ... Won the Vector CCM Hardest Shot event at the AHL All-Star Skills Competition ... Posted a six-game point and assist streak (1g, 6a) from 3/17-3/31.

2005-06: Made his NHL debut, tallying five points (3g, 2a) in 25 games with the Blackhawks ... Scored the game-winning goal in his first-career NHL game on 3/1 vs. NSH ... Registered 23 points (8g, 15a) in 53 AHL games with Norfolk ... Appeared in four playoff games with the Admirals, earning three points (1g, 2a).

AMATEUR CAREER: Collected 142 points (48g, 94a) in 189 career Western Hockey League games with Prince George and Brandon from 2001 to 2005 ... 2004-05: Earned WHL-career highs with 22 goals, 36 assists, 58 points and 184 penalty minutes in 64 games with Prince George ... Named the HUSKY WHL Player of the Month for December ... 2003-04: Recorded 45 points (16g, 29a) and 137 penalty minutes in 66 games for Prince George ... 2002-03: Split time between Brandon and Prince George during his first-full WHL season ... Tallied two points (1g, 1a) in eight games for Brandon and 37 points (9g, 28a) in 48 contests with Prince George ... Added four points (1g, 3a) in five playoff games with Prince George ... 2001-02: Earned 62 points (32g, 30a) in 52 games with the Chicago Mission (MAHL) ... Made his WHL debut, appearing in three games for Brandon.

INTERNATIONAL CAREER: Selected to play for the United States at the 2008 World Championships, but did not participate due to injury.

CAREER TRANSACTIONS: Selected by Chicago in the eighth round, 245th overall, of the 2003 NHL Entry Draft ... Acquired by the Thrashers from Chicago with Ben Eager, Brent Sopel and Akim Aliu for Marty Reasoner, Jeremy Morin, Joey Crabb, a first-round choice in the 2010 Entry Draft (Chicago selected Kevin Hayes) and a second-round selection in the 2010 Entry Draft (Chicago selected Justin Hall) on June 24, 2010.

CAREER VS NHL

TEAM	GP	G	A	PTS
ANAHEIM	14	1	6	7
ATLANTA	1	0	0	0
BOSTON	8	3	5	8
BUFFALO	8	1	2	3
CALGARY	13	5	2	7
CAROLINA	8	0	1	1
CHICAGO	1	0	1	1
COLORADO	14	5	6	11
COLUMBUS	27	6	1	7
DALLAS	12	2	5	7
DETROIT	24	4	2	6
EDMONTON	14	4	1	5
FLORIDA	10	3	5	8
LOS ANGELES	13	1	3	4
MINNESOTA	15	3	8	11
MONTREAL	7	1	1	2
NASHVILLE	25	9	3	12
NEW JERSEY	8	2	3	5
N.Y. ISLANDERS	6	2	3	5
N.Y. RANGERS	7	2	2	4
OTTAWA	7	2	5	7
PHILADELPHIA	6	0	1	1
PHOENIX	16	4	4	8
PITTSBURGH	6	1	0	1
SAN JOSE	12	4	0	4
ST. LOUIS	22	6	10	16
TAMPA BAY	9	2	2	4
TORONTO	5	1	2	3
VANCOUVER	14	0	2	2
WASHINGTON	9	1	1	2

CAREER HIGHLIGHTS

First NHL Game: 3/1/06 vs. NSH

First NHL Goal: 3/1/06 vs. NSH (Mason)

First NHL Assist: 3/31/06 at DET

Most Goals, Game: 3, 11/30/07 vs. PHX

Most Assists, Game: 3 (2x), last - 3/5/11 vs. FLA

Most Points, Game: 4 (3x), last - 11/28/10 vs. BOS (1g, 3a)

Most Penalty Minutes, Game: 17, 10/23/10 at WSH

Most Shots, Game: 11, 2/6/08 at EDM

Most Time On Ice, Game: 29:07, 2/7/11 at TOR

Longest Point Scoring Streak: 6 games, last - 11/19/10-11/30/10 (5g, 6a)

Longest Goal Scoring Streak: 3 games, last - 11/19/10-11/24/10 (3g)

Longest Assist Streak: 4 games, 12/29/09-1/3/10 (5a)

Hat Tricks: 1, 11/30/07 vs. PHX (3g)


Multiple-Point Games: 24 (3, 4-point; 2, 3-point; 19, 2-point)

Penalty Shots, Career: 1 (1 goal), 4/11/09 at DET (Conklin)

Shootout Attempts: 0-6, 0.0%

CAREER STATISTICS

Year	Team	League	REGULAR SEASON													PLAYOFFS					
			GP	G	A	PTS	PIM	+/-	PP	SH	GW	S	ATOI	GP	G	A	PTS	PIM			
2001-02	Chicago	MAHL	52	32	30	62	40	-	-	-	-	-	-	-	-	-	-	-	-	-	-
	Brandon	WHL	3	0	0	0	0	-	-	-	-	-	-	-	-	-	-	-	-	-	-
2002-03	Brandon	WHL	8	1	1	2	4	-	-	-	-	-	-	-	-	-	-	-	-	-	-
	Prince George	WHL	48	9	28	37	74	-	-	-	-	-	-	-	-	-	5	1	3	4	12
2003-04	Prince George	WHL	66	16	29	45	137	-	-	-	-	-	-	-	-	-	-	-	-	-	-
2004-05	Prince George	WHL	64	22	36	58	184	-	-	-	-	-	-	-	-	-	-	-	-	-	-
2005-06	Chicago	NHL	25	3	2	5	24	-6	0	0	1	45	17:19	-	-	-	-	-	-	-	-
	Norfolk	AHL	53	8	15	23	75	-	-	-	-	-	-	-	-	-	4	1	2	3	4
2006-07	Chicago	NHL	9	1	2	3	10	-2	0	0	0	18	17:18	-	-	-	-	-	-	-	-
	Norfolk	AHL	63	16	28	44	146	-	-	-	-	-	-	-	-	-	6	0	2	2	18
2007-08	Chicago	NHL	67	19	17	36	59	-7	7	0	4	163	17:01	-	-	-	-	-	-	-	-
	Rockford	AHL	8	2	5	7	25	-	-	-	-	-	-	-	-	-	-	-	-	-	-
2008-09	Chicago	NHL	77	15	16	31	81	7	3	0	4	202	14:52	17	3	6	9	26	-	-	-
2009-10	Chicago	NHL	82	17	17	34	94	-7	6	0	3	211	16:25	22	11	5	16	20	-	-	-
2010-11	Atlanta	NHL	81	20	33	53	93	-2	8	0	6	347	23:18	-	-	-	-	-	-	-	-
NHL Totals (6 seasons)			341	75	87	162	361	-17	24	0	18	986		39	14	11	25	46			
Thrashers Totals (1 season)			81	20	33	53	93	-2	8	0	6	347									



PATRICE CORMIER

28

CENTRE

HEIGHT: 6-2

SHOOTS: LEFT

WEIGHT: 215

BORN: JUNE 14, 1990

MONCTON, NEW BRUNSWICK

2010-11: Scored his first NHL goal on Jan. 7 vs. TOR ... Earned his first career NHL point with an assist on Jan. 2 at MTL ... Made his NHL debut on Dec. 28 at PIT, taking one shot on goal in 12:14 of ice time ... Earned five points (2g, 3a) and a plus-8 rating in 11 games with the Chicago Wolves (AHL) prior to his recall on Dec. 28.

2009-10 SEASON: Recorded 31 points (11g, 20a) in 31 games with Rimouski and Rouyn-Noranda of the Quebec Major Junior Hockey League ... Began the season in Rimouski, posting 26 points (11g, 15a) in 28 games ... Earned points in three straight games from 10/4-10/9, recording five points (2g, 3a) during that stretch ... Registered three points (1g, 2a) on 10/16 vs. Baie-Comeau ... Posted his second three-game point streak of the season from 11/6-11/10, earning six points (3g, 3a) in those games ... Tallied his second three-point game of the season (2g, 1a) on 11/10 vs. Moncton ... Traded to Rouyn-Noranda on 1/7 ... Appeared in three games with the Huskies, posting five assists ... Earned all five of his assists on 1/15 vs. Lewiston ... Suspended for the remainder of the season following a game on 1/17 vs. Quebec ... Appeared in nine American Hockey League playoff games with the Chicago Wolves following the conclusion of the QMJHL season.

2008-09: Recorded 51 points (23g, 28a) in 54 games with Rimouski ... Tied for third on the team in goals, ranked fifth in points and seventh in assists ... Ranked fifth on the team in power play goals (8) and was fourth with three game-winning tallies ... Earned three points (2g, 1a) in his first game of the season on 9/27 at Baie-Comeau ... Tallied a season-high four points (3g, 1a) on 11/14 vs. Victoriaville ... Posted five points (2g, 3a) over a two-game span from 11/30-12/2 ... Registered a season-high eight-game point streak from 1/27-2/11, earning 11 points (5g, 6a) during that stretch ... Added 10 points (4g, 6a) in 13 playoff games ... Tallied a playoff-high two points three times: 3/20 (1g, 1a), 4/7 (1g, 1a) and 4/21 (2a).

2007-08: Appeared in 51 games with Rimouski, tallying 41 points (18g, 23a) ... Earned a career-high five points (1g, 4a) on 9/21 at Baie-Comeau ... Posted seven points (6g, 1a) during a four-game point streak from 11/14-11/25 ... Registered a season-high seven-game point streak from 2/24-3/12, earning eight points (2g, 6a) during that span ... Added nine points (4g, 5a) in nine playoff games ... Earned a playoff-high two assists on 3/22 at Baie-Comeau ... Matched his post-season high with two points (1g, 1a) on 4/4 at Rouyn-Noranda.

2006-07: Earned 21 points (11g, 10a) in 53 games during his rookie season in Rimouski ... Made his QMJHL debut on 9/15 at Saint John ... Scored his first career goal on 9/30 at Shawinigan ... Tallied a season-high three points (2g, 1a) on 10/12 at Gatineau ... Matched his season-high with two goals on 1/28 vs. Saint John ... Registered a season-high three-game point streak from 1/28-2/2, recording four points (2g, 2a) during that stretch.

INTERNATIONAL CAREER: Has represented Canada in international competition three times including the 2009 and 2010 World Junior Championship and the 2007 Under-17 World Hockey Challenge ... Served as team captain at the 2010 WJC, posting five points (2g, 3a) in six games while helping Canada to a Silver Medal ... Led Canada to the Gold Medal at the 2009 WJC, earning three points (1g, 2a) in six games.

CAREER TRANSACTIONS: Selected by New Jersey in the second round, 54th overall, of the 2008 NHL Entry Draft ... Acquired by the Thrashers from New Jersey with Johnny Oduya, Niclas Bergfors, a first-round choice in the 2010 Draft (later traded to Chicago - Chicago selected Kevin Hayes) and a second-round choice in the 2010 Draft (later traded to Chicago - Chicago selected Justin Holl) for Ilya Kovalchuk, Anssi Salmela and a second-round choice in the 2010 Draft (Jonathon Merrill).



CAREER VS NHL

TEAM	GP	G	A	PTS
ANAHEIM	-	-	-	-
ATLANTA	-	-	-	-
BOSTON	1	0	0	0
BUFFALO	-	-	-	-
CALGARY	1	0	0	0
CAROLINA	3	0	0	0
CHICAGO	-	-	-	-
COLORADO	-	-	-	-
COLUMBUS	-	-	-	-
DALLAS	1	0	0	0
DETROIT	-	-	-	-
EDMONTON	-	-	-	-
FLORIDA	2	0	0	0
LOS ANGELES	-	-	-	-
MINNESOTA	-	-	-	-
MONTREAL	1	0	1	1
NASHVILLE	-	-	-	-
NEW JERSEY	1	0	0	0
N.Y. ISLANDERS	1	0	0	0
N.Y. RANGERS	2	0	0	0
OTTAWA	-	-	-	-
PHILADELPHIA	1	0	0	0
PHOENIX	1	0	0	0
PITTSBURGH	1	0	0	0
SAN JOSE	-	-	-	-
ST. LOUIS	-	-	-	-
TAMPA BAY	2	0	0	0
TORONTO	2	1	0	1
VANCOUVER	-	-	-	-
WASHINGTON	1	0	0	0

CAREER HIGHLIGHTS

First NHL Game: 12/28/10 at PIT

First NHL Goal: 1/7/11 vs. TOR (Reimer)

First NHL Assist: 1/2/11 at MTL

Most Goals, Game: 1, 1/7/11 vs. TOR

Most Assists, Game: 1, 1/2/11 at MTL

Most Points, Game: 1 (2x), last - 1/7/11 vs. TOR

Most Penalty Minutes, Game: 2 (2x), last - 2/5/11 at CAR

Most Shots, Game: 6, 1/7/11 vs. TOR

Most Time On Ice, Game: 14:26, 1/22/11 vs. NYR

Longest Point Scoring Streak: None

Longest Goal Scoring Streak: None

Longest Assist Streak: None

Hat Tricks: None

Multiple-Point Games: None

Penalty Shots: None

Shootout Attempts: None

CAREER STATISTICS

Year	Team	League	REGULAR SEASON											PLAYOFFS				
			GP	G	A	PTS	PIM	+/-	PP	SH	GW	S	ATOI	GP	G	A	PTS	PIM
2007-08	Rimouski	QMJHL	51	18	23	41	84	11	4	0	-	-	-	9	4	5	9	10
2008-09	Rimouski	QMJHL	54	23	28	51	118	9	8	2	-	-	-	13	4	6	10	30
2009-10	Rimouski	QMJHL	28	11	15	26	57	6	2	1	0	-	-	5	0	3	3	8
2009-10	Rouyn-Noranda	QMJHL	3	0	5	5	7	4	0	0	0	-	-	-	-	-	-	-
2009-10	Chicago	AHL	-	-	-	-	-	-	-	-	-	-	-	9	0	0	0	8
2010-11	Atlanta	NHL	21	1	1	2	4	-5	0	0	0	27	9:38	-	-	-	-	-
2010-11	Chicago	AHL	11	2	3	5	14	8	0	0	0	15	-	-	-	-	-	
NHL/Thrashers Totals (3 seasons)			21	1	1	2	4	-5	0	0	0	27		-	-	-	-	-





TOBIAS ENSTROM

39

DEFENCEMAN

HEIGHT: 5-10

SHOOTS: LEFT

WEIGHT: 180

BORN: NOVEMBER 5, 1984

NORDINGRA, SWEDEN

2010-11: Leads the team with 41 assists (tied for seventh among NHL defencemen) and ranks third with 51 points ... One of five NHL defencemen with at least 10 goals and 40 assists ... Leads the team in average ice time with 23:41 ... Ranks second in franchise history for goals by a defenceman (26), trailing only Yannick Tremblay (33) ... Passed Marian Hossa for third place in franchise history with his 141st assist on Feb. 17 at PHX (also his 300th career NHL game) ... Played in a franchise-record 296 consecutive games from Oct. 5, 2007 to Jan. 22, 2011 ... Tied his career-high with three assists on Jan. 2 at MTL ... Set career-highs with two goals and four points at TOR on 12/20, matching the franchise record for points in a game by a defenceman.

2009-10: Tallied a career-high 50 points (6g, 44a) in 82 games for the Thrashers ... Set career-highs in goals, assists and shots (109) ... Set a new franchise record for most assists by a defenceman in a single season ... Tied for sixth among league defencemen in points and ranked fourth in assists ... Led the team in power play assists (17) and tied for second in power play points (19) ... Has not missed a single game in his three NHL seasons, appearing in 246 consecutive contests and ranking second on the Thrashers all-time list for consecutive games played ... Earned four points (2g, 2a) during a three-game point streak from 11/5-11/8 ... Matched his career-high with five shots on goal on 11/5 vs. CBJ ... Tied his career-high for points/assists (3a) and established a season-high plus-four rating on 11/27 at CAR ... Set a career-high six-game point/assist streak from 12/12-12/21, collecting nine assists during that stretch ... Appeared in his 200th career game on 12/23 at BOS ... Earned his 100th career point on 12/28 at NJ ... Matched his career-high for points/assists (3a) for the second time this season on 1/2 at NYI ... Collected points in four straight games from 1/9-1/16, recording four points (1g, 3a) in that span ... Tallied five assists during a four-game point streak from 3/14-3/20 ... Tallied his 100th career assist on 3/18 vs. BUF ... Earned two assists and a plus-three rating in four games for Sweden at the 2010 Winter Olympics.

2008-09: Recorded 32 points (5g, 27a) in 82 games for the Thrashers ... Led the team with a career-high plus-14 rating and 23:31 of average ice time per game ... Ranked second among team defencemen in points and assists ... Recorded one assist in the Thrashers season-opening game on 10/10 vs. WSH ... Tied his career-high with three points (1g, 2a) on 11/6 vs. NYI ... Earned five points (1g, 4a) during a three-game point streak from 11/2-11/7 ... Established a season-high plus-three rating on 12/6 at NYI ... Matched his season-high with a plus-three rating on 1/8 at NJ ... Took a career-high five shots on 2/11 vs. CHI ... Scored the first shorthanded goal of his career and added a shorthanded assist on 2/24 vs. COL ... Recorded a three-game point streak from 3/12-3/16, earning five points (1g, 4a) during that stretch ... Tied a season-high with two assists on 3/21 at TB ... Tied his career-high with three points (1g, 2a) on 3/28 vs. OTT ... Tallied an assist in three straight games from 4/7-4/11 ... Finished the season with 20 points (4g, 16a) in his final 22 games.

2007-08: One of three Thrashers (Holik and Kozlov) to appear in all 82 games, recording 38 points (5g, 33a) ... Set a new franchise record for the most assists by a defenceman and tied the team record for most points by a defenceman ... Led the Thrashers and all NHL rookies, and established a new franchise rookie record with 24:28 of ice time per game ... Ranked first in the NHL in power play ice time per game with 5:44 ... Tied for third on the team in assists and ranked fifth in points ... Led all NHL rookie defencemen in points and assists ... Ranked second among Eastern Conference rookies in assists and

ranked third among Eastern Conference rookies in points ... Tied for the league lead among rookies with 22 power play assists and tied for fourth among first-year players with four power play goals ... Led the Thrashers in power play assists and was second with 26 power play points ... Earned his first-career point (1a) on 10/6 at TB ... Scored his first-career NHL goal on 10/23 at TOR ... Posted a season-high four-game point/assist streak from 11/13-11/21 with six assists in those games ... Earned four multiple-point games, including a season-high three assist outing on 11/21 at WSH ... Appeared in the 2008 NHL YoungStars Event on 1/26 ... Skated in a career-high 33:39 of ice time on 3/7 vs. MIN.

EUROPEAN CAREER: Played eight seasons with the MoDo organization, beginning with the club's Under-18 team in 1999-00 ... Tallied 64 points (17g, 47a) and 146 penalty minutes in 226 games over five seasons in the Swedish Elite League ... **2006-07:** Tied for eighth among Swedish Elite League defencemen, led his team's defencemen and was tied for fourth overall on his team with 28 points (7g, 21a) in a career-best 55 games with MoDo ... Led MoDo to the Swedish Elite League title with 12 points (1g, 11a) in 20 post-season contests ... Set career-highs in goals (7), assists (21) and points (28) ... Tied for sixth among league defencemen and led team defencemen in assists ... Led MoDo defencemen in goals ... Tied for third on MoDo with five power play goals ... Ranked second among team defencemen with a plus-four rating ... **2005-06:** Ranked third among MoDo defencemen with four goals and 11 points in 47 games ... Fourth among team defencemen with seven assists ... Ranked third on the team with a plus-13 rating ... **2004-05:** Registered 14 points (4g, 10a) in 49 games for MoDo ... Held scoreless in two post-season contests ... Led team defencemen in assists and was tied for the lead in points ... Ranked second among MoDo defencemen in goals ... Set career highs in goals, assists and points ... Ranked second on his team with a plus-12 rating ... Tied for second on the team in games played ... **2003-04:** Registered five points (1g, 4a) and six penalty minutes in 33 games with MoDo ... Ranked sixth among team defencemen in points ... **2002-03:** Recorded six points (1g, 5a) in 42 games with MoDo during his first Swedish Elite League season ... Tallied one assist in six playoff games for MoDo ... Named the Swedish Elite League Rookie of the Year.

INTERNATIONAL CAREER: Has represented Sweden in international competition six times ... Played in four games during the 2010 Winter Olympics in Vancouver, tallying two assists and a plus-three rating ... Appeared in two games with Sweden during the 2009 IIHF World Championships before suffering an injury ... Helped Sweden to a fourth-place finish with a 6-3-0 record at the 2007 World Championships in Moscow ... Recorded two assists in nine games ... Member of the Swedish team at the 2004 World Junior Championships in Finland and tallied two assists in six games ... Played for Sweden at the 2003 World Junior Championships ... Member of the Swedish team at the 2002 Under-18 World Championships.

CAREER TRANSACTIONS: Selected by the Thrashers in the eighth round, 239th overall, of the 2003 NHL Entry Draft.

CAREER VS NHL

TEAM	GP	G	A	PTS
ANAHEIM	3	0	3	3
ATLANTA	-	-	-	-
BOSTON	16	2	6	8
BUFFALO	16	2	10	12
CALGARY	3	1	0	1
CAROLINA	24	1	10	11
CHICAGO	4	1	2	3
COLORADO	6	1	2	3
COLUMBUS	5	1	1	2
DALLAS	3	0	2	2
DETROIT	5	0	4	4
EDMONTON	4	0	3	3
FLORIDA	26	0	13	13
LOS ANGELES	3	0	2	2
MINNESOTA	4	0	3	3
MONTREAL	16	1	8	9
NASHVILLE	6	0	2	2
NEW JERSEY	16	0	7	7
N.Y. ISLANDERS	15	1	9	10
N.Y. RANGERS	15	0	7	7
OTTAWA	16	2	9	11
PHILADELPHIA	16	1	3	4
PHOENIX	3	0	3	3
PITTSBURGH	15	0	4	4
SAN JOSE	3	0	1	1
ST. LOUIS	6	1	4	5
TAMPA BAY	25	3	9	12
TORONTO	15	5	3	8
VANCOUVER	4	0	1	1
WASHINGTON	25	3	14	17

CAREER HIGHLIGHTS

First NHL Game: 10/5/07 vs. WSH

First NHL Goal: 10/23/07 at TOR (Toskala)

First NHL Assist: 10/6/07 at TB

Most Goals, Game: 2 (2x), last - 12/30/10 vs. BOS

Most Assists, Game: 3 (4x), last - 1/2/11 at MTL

Most Points, Game: 4, last - 12/20/10 at TOR (2g, 2a)

Most Penalty Minutes, Game: 6, last - 12/26/10 vs. TBL

Most Shots, Game: 6 (2x), last - 3/9/11 at CAR

Most Time On Ice, Game: 33:39, 3/7/08 vs. MIN

Longest Point Scoring Streak: 6 games (2x), last 1/2/11-1/15/11 (1g, 8a)

Longest Goal Scoring Streak: None

Longest Assist Streak: 6 games, 12/12/09-12/21/09 (9a)

Hat Tricks: None

Multiple-Point Games: 31 (1, 4-point; 6, 3-point; 24, 2-point)

Penalty Shots: None

Shootout Attempts: 0-1

CAREER STATISTICS

Year	Team	League	REGULAR SEASON													PLAYOFFS				
			GP	G	A	PTS	PIM	+/-	PP	SH	GW	S	ATOI	GP	G	A	PTS	PIM		
1999-00	MoDo	Sweden U-18	3	0	0	0	0	-	-	-	-	-	-	-	-	-	-	-	-	-
2000-01	MoDo	Sweden U-18	16	7	6	13	18	-	-	-	-	-	-	-	-	-	-	-	-	-
	MoDo	Sweden Jr.	1	0	0	0	0	-	-	-	-	-	-	-	-	-	-	-	-	-
2001-02	MoDo	Sweden Jr.	21	1	7	8	10	-	-	-	-	-	-	-	-	2	1	1	2	2
2002-03	MoDo	Sweden Jr.	7	4	6	10	31	-	-	-	-	-	-	-	-	-	-	-	-	-
	MoDo	Sweden	42	1	5	6	16	-	-	-	-	-	-	-	-	6	0	1	1	4
2003-04	MoDo	Sweden	33	1	4	5	6	-	-	-	-	-	-	-	6	1	1	2	2	
2004-05	MoDo	Sweden	49	4	10	14	24	-	-	-	-	-	-	-	2	0	0	0	0	
2005-06	MoDo	Sweden	47	4	7	11	48	-	-	-	-	-	-	-	4	0	1	1	25	
2006-07	MoDo	Sweden	55	7	21	28	52	-	-	-	-	-	-	-	20	1	11	12	37	
2007-08	Atlanta	NHL	82	5	33	38	42	-5	4	0	0	105	24:28	-	-	-	-	-	-	
2008-09	Atlanta	NHL	82	5	27	32	52	14	2	1	1	86	23:31	-	-	-	-	-	-	
2009-10	Atlanta	NHL	82	6	44	50	30	-5	2	0	0	109	22:16	-	-	-	-	-	-	
2010-11	Atlanta	NHL	72	10	41	51	54	-10	6	0	0	113	23:41	-	-	-	-	-	-	
NHL/Thrashers Totals (4 seasons)			318	26	145	171	178	-6	14	1	1	413		-	-	-	-	-	-	



ERIC FEHR

RIGHT WING

HEIGHT: 6-4

SHOOTS: LEFT

WEIGHT: 212

BORN: SEPTEMBER 7, 1985

WINKLER, MANITOBA

17

2010-11: Returned from a 22-game absence 3/9 vs. EDM and scored two goals in the contest for his second multi-goal game of the season ... The No. 2 star of the Winter Classic, scoring two goals, including the GWG... Team was 7-0-1 when he had a goal, 13-1-1 when he had a point ... Four of his 10 assists came on game-winners ... Finished third on the team in playoff goals (3) in 2010 and tied for fourth in points (4) ... Scored goals in the team's first two wins of the playoffs (4/17 and 4/19) ... Added an assist in Game 3 at MTL (4/19) for his first career multiple-point playoff game ... Played in nine Stanley Cup playoff games in 2009 ... The team was 6-3 in the playoffs with Fehr in the lineup ... Recorded eight goals and 11 points in 19 playoff games as Hershey won the 2006 Calder Cup ... Scored two goals, including the OT winner, in Game 7 of the Eastern Conference Finals vs. Portland (5/30).

2009-10: Posted career highs in games played (69), points (39), goals (21) and assists (18) in his second full NHL season ... One of the most productive players in the NHL, averaging only 12:07 TOI ... Each of the 105 other players who scored at least 20 goals this season averaged more ice time ... Missed the first four games of the season recovering from double shoulder surgery ... Had only one point (1g) in his first six games, but had 38 points (20g, 18a) in final 63 games ... Team was 16-3-1 when he scored a goal and 27-4-3 when he recorded a point ... Ninth on the team with a +18 rating, including a +17 mark on the road ... Recorded 17 points (7g, 10a) in the first period ... Scored team's first goal five times ... Recorded 10 points (6g, 4a) in 14 November games ... Had 32 points (13g, 19a) on the road ... Had 13 points (8g, 5a) against division opponents, which included three goals and one assist against both CAR and TB ... Had four goals against MTL and three against PIT ... Had five multiple-point games ... Set a career high with points (5g-4a) in seven straight games (11/23-12/7) ... Scored two goals at MTL (11/28), including a game-tying goal with 12 seconds left to send it to overtime ... Skated a season high 17:20 at PHI (12/5) ... Scored three GWG: vs. TOR (1/15), vs. NYR (3/6) and at FLA (3/16) ... Had eight points (6g-2a) in a 10-game span from 3/3-3/24 ... Scored a last-minute goal to send the game to OT for the second time of the season 3/18 at CAR ... Finished third on the team in playoff goals (3) and tied for fourth in points (4) ... Scored goals in the team's first two wins of the playoffs (4/17 and 4/19) ... Added an assist in Game 3 at MTL (4/19) for his first career multiple-point playoff game.

2008-09: Played in a career-high 61 games and for the first time in his career spent the entire season in the NHL ... Posted what were career highs in points (25), goals (12) and assists (13), while averaging 11:14 of ice time per game ... Team was 39-16-6 when he was in the lineup and 11-8-2 when he did not play ... Tied for fifth on the team with a +8 rating ... Six of his 12 goals and 10 of his 25 points came in the third period ... Team was 10-1-1 when he scored a goal and 16-3-1 when he tallied a point ... Notched eight goals against division opponents (4 vs. ATL, 2 vs. TB, 2 vs. FLA) ... Had five multiple-point games, all of which were two points (3g, 7a) ... Made his season debut 10/16 at PIT and had two assists and was +2 ... Scored the GWG vs. TB (11/10) and vs. ATL (2/26) ... From 1/31-2/26 he had 12 points (7g, 5a) and was +8 in 13 games ... Tallied a goal in four straight games from 2/7-2/15 (4g) ... Final three goals of the season were against ATL ... Played in nine Stanley Cup playoff games ... The team was 6-3 in the playoffs with Fehr in the lineup. **2007-08:** Posted six points in 23 games with the Capitals ... Missed the first three months of the season recovering from a back injury that kept him off the ice for 10 months ... Tied for ninth on the team with a +4 rating ... Made his Caps season debut 2/5 at CBJ ... Scored a goal and was a career-high

+4 on 2/26 vs. MIN ... Had a career-best three-point night with three assists in a 10-2 win vs. BOS (3/3) ... Played in five ECQF games against PHI and had one goal ... Had seven points (3g, 4a) in 11 games with Hershey (AHL) ... Returned to the ice after his injury 1/9 vs. Norfolk and had an assist on his first shift ... Had points in four straight games for the Bears (1/23-2/2, 2g, 2a) before his initial recall ... Scored a goal during a one-game return to Hershey (2/20) ... Played in two playoff games for Hershey and had four points (1g, 3a). **2006-07:** Had three points (2g, 1a) and a +3 rating in 14 games with the Capitals ... Tied for third on the Capitals at +3 ... Had two of his three points in the third period (1g, 1a) ... Made his first Caps appearance of the season vs. TOR (11/24) ... Recalled 1/27 from Hershey and scored his first career NHL goal that night vs. CAR ... Added a second goal and was +2 vs. BOS (2/6) ... Posted his first NHL assist at PIT (2/18) ... Missed the end of the Capitals season with a back injury ... Tied for sixth on Hershey with 22 goals and ninth with 41 points in just 40 games ... Posted his second straight 22-plus-goal season in the AHL ... One of four Bears to finish the season with at least a point per game ... Tied for sixth on the Bears with a +20 rating ... Scored seven PPGs and two SHGs in Hershey ... Had the team's longest point streak of the season, 16 games, from 10/14-11/29 (10g, 12a). **2005-06:** Skated in 11 games for the Capitals in three stints with the club, including the last eight games of the season ... Made his NHL debut vs. FLA (1/18) ... Was third on Hershey in goals (25) and fourth in points (53), leading all club rookies in both categories ... Finished 13th among AHL rookies in scoring and tied for ninth in goals ... Led Hershey with 14 PPGs ... Recorded eight goals and 11 points in 19 playoff games as Hershey won the Calder Cup ... Scored two goals, including the OT winner, in Game 7 of the Eastern Conference Finals vs. Portland (5/30).

2004-05: Played 71 games for Brandon (WHL) ... Captured the Bob Clarke Trophy as the WHL's top scorer with 111 points (59g, 52a) ... Member of the WHL East First Team and voted the WHL Player of the Year ... Led the league with 59 goals, nine more than the next-closest player ... Led the league with 31 PPGs and set a WHL record with five overtime goals ... Finished second in the league with 12 GWGs ... Played 24 playoff games for the Wheat Kings, again leading the team and the league in points with 32 (16g, 16a) ... Led Brandon to the WHL finals. **2003-04:** Played 71 games and led Brandon with 84 points (50g, 34a) ... Tied for second in the league in goals ... Finished second on the team with 129 PIM ... **2001-03:** Appeared in a total of 133 games in his first two full seasons of major junior hockey, posting 82 points (37g, 45a) and 105 PIM. **2000-01:** Played 36 games for Pembina Valley (MMHL), recording 58 points (45g, 13a) ... Appeared in four games with Brandon.

CAREER TRANSACTIONS: Selected by Washington in the first round, 18th overall, in the 2003 Entry Draft.

CAREER VS NHL

TEAM	GP	G	A	PTS
ANAHEIM	3	0	0	0
ATLANTA	20	5	4	9
BOSTON	12	1	4	5
BUFFALO	11	1	3	4
CALGARY	2	0	1	1
CAROLINA	19	4	2	6
CHICAGO	2	1	1	2
COLORADO	3	0	2	2
COLUMBUS	3	0	1	1
DALLAS	2	0	1	1
DETROIT	3	0	1	1
EDMONTON	2	2	0	7
FLORIDA	22	4	3	7
LOS ANGELES	3	0	0	0
MINNESOTA	4	1	3	4
MONTREAL	11	4	1	5
NASHVILLE	4	0	0	0
NEW JERSEY	11	2	1	3
N.Y. ISLANDERS	9	2	3	5
N.Y. RANGERS	11	2	2	4
OTTAWA	8	3	4	7
PHILADELPHIA	10	2	2	4
PHOENIX	2	1	1	2
PITTSBURGH	13	5	4	9
SAN JOSE	3	0	0	0
ST. LOUIS	3	0	1	1
TAMPA BAY	21	5	1	6
TORONTO	11	1	0	1
VANCOUVER	2	0	1	1
WASHINGTON	-	-	-	-

CAREER HIGHLIGHTS

First NHL Game: 10/10/08 vs. WSH

First NHL Goal: 1/17/09 at NSH (Rinne)

First NHL Assist: 1/17/09 at NSH

Most Goals, Game: 2 (4x), last - 3/9/11 vs. EDM

Most Assists, Game: 3, 2/16/09 at LA

Most Points, Game: 3, 2/16/09 at LA (3a)

Most Penalty Minutes, Game: 9, 10/10/08 vs. WSH

Most Shots, Game: 7 (2x), last - 12/19/10 @ OTT

Most Time On Ice, Game: 29:13, 11/19/09 vs. BOS

Longest Point Scoring Streak: 4 games, 3/10/09-3/16/09 (2g, 2a)

Longest Goal Scoring Streak: 2 games (5x), last - 10/9/10-10/11/10 (2g)

Longest Assist Streak: 2 games (4x), last - 1/2/11-1/5/11 (2a)

Hat Tricks: None

Multiple-Point Games: 12 (1, 3-point, 11, 2-point)

Penalty Shots: None

Shootout Attempts: None

CAREER STATISTICS

Year	Team	League	REGULAR SEASON													PLAYOFFS					
			GP	G	A	PTS	PIM	+/-	PP	SH	GW	S	ATOI	GP	G	A	PTS	PIM			
2000-01	Brandon	WHL	4	0	0	0	0	0	-	-	-	-	-	-	-	-	-	-	-	-	
2001-02	Brandon	WHL	63	11	16	27	29	13	-	-	-	-	-	-	-	-	12	1	1	2	0
2002-03	Brandon	WHL	70	26	29	55	76	17	-	-	-	-	-	-	-	-	17	4	8	12	26
2003-04	Brandon	WHL	71	50	34	84	129	23	-	-	-	-	-	-	-	-	7	5	0	5	16
2004-05	Brandon	WHL	71	59	52	111	91	26	31	2	-	-	-	-	-	-	-	-	-	-	-
2005-06	Washington	NHL	11	0	0	0	2	0	0	0	0	0	10	5:44	-	-	-	-	-	-	-
	Hershey	AHL	70	25	28	53	70	-12	14	0	3	-	-	-	-	19	8	3	11	8	
2006-07	Washington	NHL	14	2	1	3	8	3	0	0	1	25	10:43	-	-	-	-	-	-	-	-
	Hershey	AHL	40	22	19	41	63	20	7	2	5	-	-	-	-	-	-	-	-	-	-
2007-08	Washington	NHL	23	1	5	6	6	4	0	0	0	40	10:30	5	1	0	1	0	0	0	0
	Hershey	AHL	11	3	4	7	4	-1	2	0	0	-	-	-	-	2	1	3	4	2	2
2008-09	Washington	NHL	61	12	13	25	22	8	1	0	2	134	11:14	9	0	0	0	0	0	0	0
2009-10	Washington	NHL	69	21	18	39	24	18	3	0	3	145	12:07	7	3	1	4	4	4	4	4
2010-11	Washington	NHL	52	10	10	20	16	0	3	0	1	120	12:35	5	1	0	1	0	0	0	0
NHL Totals (6 seasons)			230	46	47	93	78		7		6	474		26	5	1	6	4	4	4	4



TANNER GLASS

LEFT WING

HEIGHT: 6-1

WEIGHT: 210

SHOOTS: LEFT

BORN: NOVEMBER 29, 1983

REGINA, SASKATCHEWAN

15

2010-11: Recorded the second multi-point game of his career on Nov. 11/10 @ OTT when he scored a goal and an assist... Set a career high in games played in a season with 73... Scored his first and only career game winning goal on Dec. 3/10 @ CHI when the Canucks shutout the @ Blackhawks 3-0... Played in 20 games during the playoffs for the Canucks on their way to the Stanley Cup Finals.

2009-10: Logged an average of 3:08 TOI in four postseason games played...Recorded 11 points (4g, 7a) in 67 regular season games played...Set career high for most NHL games played in a season (67)... Averaged 10:29 TOI... Logged a season high of 15 PIM Dec.17/09 at CGY... Recorded plus-2 Nov.14/09 at COL...Logged season high of 15:51 TOI Nov.1/09 vs COL... Recorded first point of the season and first as a Canuck Oct.7/09 vs MTL.

2008-09: Skated in three NHL contests with the Panthers tying for game high in PIM (6) on Dec.8/09 at OTT ...Notched 13 points (4g, 9a) and 100 PIM in 44 games played with Rochester Americans of AHL ... Logged season high 11PIM Dec.07/08 vs ALB.

2007-08: Logged an average 4:25 TOI in 41 regular season games played with the Florida Panthers...Collected one goal Jan.22/08 vs OTT... Collected 11 points (6g, 5a) and 84 PIM in 43 regular season games played with the Rochester Americans of the AHL.

2006-07: Played in four AHL contests with the Rochester Americans...Collected three assists in four games played in the 2007

postseason...Registered two assists, including one shorthanded in the series winning game against Princeton, Mar. 10/07...Notched 28 points (8g, 20a) in 32 regular season contests with Dartmouth... Logged Dartmouth Career high of 92 PIM.

2005-06: Opened tournament scoring in the 2006 NCAA postseason, finished the game with four points (2g, 2a) including an assist on the game-winner, Mar. 10/06 against Yale...Finished the 2006 postseason with five points (3g, 2a)... Played in 33 regular season contests with Dartmouth...Notched 12 goals and 16 assists...Named highest scoring junior on team with 28 points...Shared team lead with six power play goals.

2004-05: Played in five NCAA postseason games with Dartmouth in 2004...Registered an assist on the lone goal, a series winner against Rensselaer, Mar. 14/04...In 33 regular season contests notched 15 points (7g, 8a).

2003-04: Played in 26 contests with Dartmouth Big Green...Notched 11 points (4g, 7a).

CAREER TRANSACTIONS: Selected by Florida Panthers in the ninth round, 265th overall, of the 2003 NHL Entry Draft... Signed by Vancouver Canucks as a free agent on August 5, 2009... Signed by Winnipeg Jets as a free agent on July 1, 2011.



CAREER VS NHL

TEAM	GP	G	A	PTS
ANAHEIM	7	0	1	1
ATLANTA	3	0	0	0
BOSTON	5	0	1	1
BUFFALO	4	0	0	0
CALGARY	10	0	0	0
CAROLINA	6	0	1	1
CHICAGO	9	1	1	2
COLORADO	10	2	3	5
COLUMBUS	6	0	0	0
DALLAS	7	0	0	0
DETROIT	7	0	1	1
EDMONTON	14	1	0	1
FLORIDA	2	0	0	0
LOS ANGELES	7	1	0	1
MINNESOTA	10	0	0	0
MONTREAL	6	0	0	0
NASHVILLE	7	0	1	1
NEW JERSEY	4	0	0	0
N.Y. ISLANDERS	4	0	0	0
N.Y. RANGERS	3	0	0	0
OTTAWA	6	2	1	3
PHILADELPHIA	5	0	1	1
PHOENIX	7	1	0	1
PITTSBURGH	3	0	0	0
SAN JOSE	6	0	1	1
ST. LOUIS	8	0	2	2
TAMPA BAY	4	0	0	0
TORONTO	7	0	1	1
VANCOUVER	1	0	0	0
WASHINGTON	5	0	0	0

CAREER HIGHLIGHTS

First NHL Game: 11/12/07 vs. CAR

First NHL Goal: 1/22/08 vs. OTT (Emery)

First NHL Assist: 2/27/08 vs. TOR

Most Goals, Game: 1 (8x), last - 12/3/10 at CHI

Most Assists, Game: 1 (15x), last - 2/24/11 vs. STL

Most Points, Game: 2 (2x), last - 12/3/10 at CHI (1g, 1a)

Most Penalty Minutes, Game: 15, 12/27/09 at CGY

Most Shots, Game: 4 (2x), 3/23/10 at EDM

Most Time On Ice, Game: 15:51, 11/1/09 vs. COL

Longest Point Scoring Streak: 2 games, 11/26/09-11/28/09 (2g)

Longest Goal Scoring Streak: 2 games, 11/26/09-11/28/09 (2g)

Longest Assist Streak: 1 game (15x), last - 2/24/11 vs. STL

Hat Tricks: None

Multiple-Point Games: 2 (2, 2-point)

Penalty Shots: None

Shootout Attempts: None

CAREER STATISTICS

Year	Team	League	REGULAR SEASON													PLAYOFFS			
			GP	G	A	PTS	PIM	+/-	PP	SH	GW	S	ATOI	GP	G	A	PTS	PIM	
2000-01	Yorkton	SMHL	39	31	29	60	120												
2001-02	Penticton	BCHL	57	11	28	39	171												
2002-03	Nanaimo	BCHL	18	4	14	22	46												
2002-03	Penticton	BCHL	32	15	25	40	108												
2003-04	Dartmouth	ECAC	26	4	7	11	18												
2004-05	Dartmouth	ECAC	33	7	8	15	32												
2005-06	Dartmouth	ECAC	33	12	16	28	56												
2006-07	Dartmouth	ECAC	32	8	20	28	92												
2006-07	Rochester	AHL	4	0	1	1	5	3	0	0	0	-	-	-	-	-	-	-	-
2007-08	Florida	NHL	41	1	1	2	39	-5	0	0	0	11	4:25	-	-	-	-	-	-
2007-08	Rochester	AHL	43	6	5	11	84	-10	0	0	0	-	-	-	-	-	-	-	-
2008-09	Florida	NHL	3	0	0	0	7	0	0	0	0	1	6:45	-	-	-	-	-	-
2008-09	Rochester	AHL	44	4	9	13	100	-4	0	0	0	-	-	-	-	-	-	-	-
2009-10	Vancouver	NHL	67	4	7	11	115	5	0	0	0	52	10:28	4	0	0	0	0	0
2010-11	Vancouver	NHL	73	3	7	10	72	-5	0	0	1	45	8:55	20	0	0	0	0	18
NHL Totals (4 seasons)			184	8	15	23	233	-5	0	0	1	109		24	0	0	0	0	18



RON HAINSEY

DEFENCEMAN

HEIGHT: 6-3

WEIGHT: 210

SHOOTS: LEFT

BORN: MARCH 24, 1981

BOLTON, CONNECTICUT

6

2010-11: Leads the team and ranks tied for 10th in the league with 171 blocked shots, while appearing in all 81 games for the Thrashers ... Scored six points (1g, 5a) in seven games from 3/12 - 3/27, including multiple-point efforts on 3/12 at PHI (1g, 1a) and 3/17 vs. PHI (2a) ... Scored his first two career game-winning goals in overtime on 2/27 vs. TOR and 3/12 at PHI ... Also assisted on Tim Stapleton's overtime goal on 3/9 at CAR ... Appeared in his 200th game as a Thrasher on 12/28 at PIT ... Posted points in back-to-back games from 12/18 - 12/20 ... Scored his first goal of the season and contributed with a multiple-point game (1g, 1a) and a plus-4 rating vs. NY on 12/18 ... Recorded his first point of the season (assist) in a Thrashers 6-4 victory at NYR on 10/27.

2009-10: Tallied 26 points (5g, 21a) in 80 games ... Ranked third among Thrashers defensemen in points and assists ... Led the team with 148 blocked shots ... Earned the 100th assist of his career on 10/29 vs. WSH ... Missed two games with a lower body injury from 10/31-11/3 ... Tallied points in five straight games (1g, 4a) from 10/24-11/8 ... Collected points in three straight games (1g, 2a) from 12/17-12/21 ... Earned a season-high plus-four rating on 1/12 vs. OTT ... Earned a plus-four rating over a two-game span from 3/2-3/4, while earning one assist in each of those games ... Appeared in his 400th career NHL game on 3/12 vs. NYR ... Earned eight points (2g, 6a) over an eight-game stretch from 3/12-3/25, including tying his career-high with three points and two assists on 3/21 at PHI ... Took a season-high five shots on goal twice: 3/14 vs. PHX and 3/21 at PHI ... Skated in a career-high 30:19 of ice time on 4/3 at PIT.

2008-09: Earned a career-high 39 points (6g, 33a) in 81 games during his first season with the Thrashers ... Led team defensemen in points and assists, and ranked second in goals ... Recorded two points (1g, 1a) and led the team with 23:53 of ice time in his Atlanta debut on 10/10 vs. WSH ... Earned points in his first three games with the Thrashers from 10/10-10/14, collecting four points (1g, 3a) in those games ... Posted a four-game point/assist streak from 11/7-11/16, recording five points (1g, 4a) ... Scored a career-high two goals and career-high tying three points, including his 100th career point, on 12/2 at MTL ... Tied a season-high and career-high with two assists on 1/16 vs. TOR ... Appeared in his 300th career game on 2/10 at TB ... Matched his career-high, for the second time this season, with two assists on 2/15 at ANA ... Posted five assists during a season-high tying four-game point/assist streak from 2/11-2/19 ... Set a new career-best with his 26th assist on 2/28 vs. CAR.

2007-08: Recorded 32 points (8g, 24a) in 78 games with the Columbus Blue Jackets ... Led team defensemen in goals, assists, points and power play goals (8) ... Tied for sixth among NHL defensemen in power play goals ... Ranked fourth on Columbus in assists and points ... Was second on the team in power play goals and average time on ice (22:23) ... Set career-highs in power play goals and shots on goal (161) ... Scored goals in back-to-back games for the first time in his career on 10/5 and 10/6 ... Recorded assists in three-consecutive games from 10/21-10/25 ... Tied his career-high with two assists on 11/18 vs. DET ... Tallied the 50th assist of his NHL career on 11/21 vs. FLA ... Posted a season-high six-game point streak (1g, 6a) from 11/16-11/26 ... Appeared in his 200th NHL game on 12/21 vs. LA ... Earned a four-game point streak from 12/26-12/31, recording five assists during that stretch.

2006-07: Set single-season highs in goals (9), assists (25) and points (34) in 80 games with the Blue Jackets ... Led team defensemen in points, was second on the team in power play goals (7) and ranked third in time on ice (22:53) ... His 34 points ranked as the second-highest total by a defenseman in Columbus history ... Collected a career-high three points (1g, 2a) on 12/10 vs. OTT ... Missed two games with an upper-body injury from 1/18-1/19 ... Earned his seventh-career multiple-point game (1g, 1a) on 2/11 vs. CHI ... Tallied a goal and an

assist for his eighth multiple-point game on 2/25 vs. NSH.

2005-06: Appeared in 22 games with Montreal's AHL affiliate, the Hamilton Bulldogs ... Collected 17 points (3g, 14a) with Hamilton ... Earned his 100th career AHL point (1a) in his first game of the season on 10/14 ... Registered four assists on 10/28 at Syracuse ... Claimed off waivers from Montreal on 11/29 ... Posted 17 points (2g, 15a) and a plus-13 rating in 55 games with Columbus ... Earned his first point with Columbus on 12/1 at STL ... Had his first-career multiple-point game (2a) on 12/26 vs. CHI ... Scored his first goal as a Blue Jacket on 1/27 vs. MIN ... Recorded two assists on 2/8 vs. LA and 3/25 at DET.

2004-05: Saw action in 68 games with Hamilton (AHL), recording 23 points (9g, 14a) and 51 penalty minutes ... Appeared in his 200th career AHL game on 2/26 vs. Manitoba ... Moved into first all-time among Bulldog defensemen in power play goals (8) on 3/11 vs. Chicago ... Scored two goals on 4/13 vs. Syracuse ... Tallied two points (1g, 1a) in four Calder Cup Playoff games.

2003-04: Appeared in 11 games with Montreal, earning two points (1g, 1a) and four penalty minutes ... Scored his first-career NHL goal on 10/9 vs. OTT (Lalime) ... Earned 31 points (7g, 24a) in 54 games with Hamilton (AHL) ... Ranked second among Bulldog defensemen and third overall with a plus-15 rating ... Posted five assists in 10 post-season contests with the Bulldogs.

2002-03: Registered two penalty minutes in 21 games with Montreal ... Made his NHL debut on 10/11 vs. NYR ... Finished the season with Hamilton (AHL), recording 13 points (2g, 11a) in 33 games ... Earned 11 points (1g, 10a) in 23 post-season contests with the Bulldogs.

2001-02: Posted 31 points (7g, 24a) in 63 games with Quebec (AHL) ... Played for Planet USA at the AHL All-Star Classic and recorded three assists during the game ... Selected to the AHL All-Rookie Team.

2000-01: Made his professional debut, playing in four games with Quebec (AHL), scoring a goal.

AMATEUR CAREER: Tallied 47 points (13g, 34a) in 63 career games with UMass-Lowell (Hockey East) ... Earned 45 points (11g, 34a) in 114 games for the United States National Team Development Program ...

2000-01: Tallied 36 points (10g, 26a) in 33 games with UMass-Lowell ... Led all Hockey East defensemen and was top five in the NCAA in scoring ... Named an NCAA Second Team All-American and Hockey East First All-Star ... **1999-00:** Collected 11 points (3g, 8a) in 30 games as a freshman at UMass-Lowell ... Was selected to the Hockey East All-Rookie Team.

INTERNATIONAL CAREER: Has represented the United States at four international tournaments, the 2009 World Championships, the 2001 and 2000 World Junior Championships and the 1999 Under-18 World Junior Championships.

CAREER TRANSACTIONS: Selected by Montreal in the first round, 13th overall, of the 2000 NHL Entry Draft ... Claimed by Columbus off waivers from Montreal on Nov. 29, 2005 ... Signed by the Thrashers as a free agent on July 2, 2008.

CAREER VS NHL

TEAM	GP	G	A	PTS
ANAHEIM	14	1	7	8
ATLANTA	3	0	1	1
BOSTON	15	0	3	3
BUFFALO	17	0	4	4
CALGARY	14	1	3	4
CAROLINA	21	1	7	8
CHICAGO	25	1	9	10
COLORADO	14	0	3	3
COLUMBUS	5	0	2	2
DALLAS	13	0	1	1
DETROIT	25	5	7	12
EDMONTON	14	1	7	8
FLORIDA	21	0	4	4
LOS ANGELES	12	1	5	6
MINNESOTA	13	2	3	5
MONTREAL	13	2	5	7
NASHVILLE	27	2	4	6
NEW JERSEY	15	2	3	5
N.Y. ISLANDERS	18	0	2	2
N.Y. RANGERS	16	1	4	5
OTTAWA	15	3	6	9
PHILADELPHIA	15	2	8	10
PHOENIX	14	0	4	4
PITTSBURGH	16	0	1	1
SAN JOSE	13	0	4	4
ST. LOUIS	27	4	8	12
TAMPA BAY	21	1	5	6
TORONTO	17	1	6	7
VANCOUVER	15	2	5	7
WASHINGTON	20	1	4	5

CAREER HIGHLIGHTS

First NHL Game: 10/11/02 at NYR

First NHL Goal: 10/9/03 at OTT (Lalime)

First NHL Assist: 11/11/03 vs. CBJ

Most Goals, Game: 2, 12/2/08 at MTL

Most Assists, Game: 2 (12x), last - 3/17/11 vs. PHI

Most Points, Game: 3 (3x), last - 3/21/10 at PHI (1g, 2a)

Most Penalty Minutes, Game: 17, 4/7/07 vs. ANA

Most Shots, Game: 6 (3x), last - 1/2/09 vs. VAN

Most Time On Ice, Game: 30:19, 4/3/10 at PIT

Longest Point Scoring Streak: 6 games, 11/16/07-11/26/07 (1g, 6a)

Longest Goal Scoring Streak: 2 games, 10/5/07-10/6/07 (2g)

Longest Assist Streak: 5 games, 11/16/07-11/24/07 (6a)

Hat Tricks: None

Multiple-Point Games: 24 (3, 3-point; 21, 2-point)

Penalty Shots: None

Shootout Attempts: None

CAREER STATISTICS

Year	Team	League	REGULAR SEASON													PLAYOFFS				
			GP	G	A	PTS	PIM	+/-	PP	SH	GW	S	ATOI	GP	G	A	PTS	PIM		
1997-98	USNTOP	U-17	18	2	7	9	28	-	-	-	-	-	-	-	-	-	-	-	-	-
	USNTOP	USHL	3	0	0	0	0	-	-	-	-	-	-	-	-	-	-	-	-	-
	USNTOP	NAHL	40	4	7	11	16	-	-	-	-	-	-	-	-	5	0	1	1	0
1998-99	USNTOP	USHL	48	5	12	17	45	-	-	-	-	-	-	-	-	-	-	-	-	-
1999-00	UMass-Lowell	H-East	30	3	8	11	20	-	-	-	-	-	-	-	-	-	-	-	-	-
2000-01	UMass-Lowell	H-East	33	10	26	36	51	-	-	-	-	-	-	-	-	-	-	-	-	-
	Quebec	AHL	4	1	0	1	0	-	-	-	-	-	-	-	-	1	0	0	0	0
2001-02	Quebec	AHL	63	7	24	31	26	-	-	-	-	-	-	-	-	3	0	0	0	0
2002-03	Montreal	NHL	21	0	0	0	2	-1	0	0	0	12	12:25	-	-	-	-	-	-	-
	Hamilton	AHL	33	2	11	13	26	-	-	-	-	-	-	-	-	23	1	10	11	20
2003-04	Montreal	NHL	11	1	1	2	4	3	0	0	0	11	13:15	-	-	-	-	-	-	-
	Hamilton	AHL	54	7	24	31	35	-	-	-	-	-	-	-	-	10	0	5	5	6
2004-05	Hamilton	AHL	68	9	14	23	45	-	-	-	-	-	-	-	-	4	1	1	2	0
2005-06	Hamilton	AHL	22	3	14	17	19	-	-	-	-	-	-	-	-	-	-	-	-	-
	Columbus	NHL	55	2	15	17	43	13	1	0	0	81	17:47	-	-	-	-	-	-	-
2006-07	Columbus	NHL	80	9	25	34	69	-19	7	0	0	136	22:53	-	-	-	-	-	-	-
2007-08	Columbus	NHL	78	8	24	32	25	-7	8	0	0	161	22:23	-	-	-	-	-	-	-
2008-09	Atlanta	NHL	81	6	33	39	32	-16	4	0	0	148	22:22	-	-	-	-	-	-	-
2009-10	Atlanta	NHL	80	5	21	26	39	-6	0	0	0	121	22:08	-	-	-	-	-	-	-
2010-11	Atlanta	NHL	82	3	16	19	24	3	0	0	2	83	18:05	-	-	-	-	-	-	-
NHL Totals (8 seasons)			488	34	135	169	238	-30	20	0	2	753								
Thrashers Totals (3 seasons)			243	14	70	84	95	-19	4	0	2	352								



RANDY JONES

DEFENCE

HEIGHT: 6-2

WEIGHT: 210

SHOOTS: LEFT

BORN: JULY 23, 1981

QUISPAMIS, NEW BRUNSWICK

12

2010-11: Was fourth among Bolts defensemen with 12 assists and 13 points ... Ranked fifth on the team with 104 blocked shots ... Scored his first Lightning goal in EDM on 12/10 ... Tied a career-high point streak with (1g,3a) from 12/7-12/15 ... Recorded his second career fighting major 2/15 vs. PHI, his first since 3/28/08.

2009-10: Spent the majority of the season with Los Angeles, while also appearing in six AHL games with Adirondack ... Tied an NHL career-high with five goals and also contributed 16 assists ... Registered 21 points and 28 penalty minutes ... Tied for the team lead in shorthanded goals with one ... Tied for sixth on the club with one game-winning goal ... Ranked third among Kings defensemen in goals, assists and points ... Turned in four multi-point games on the season, each with two points, tying a career-high single season total ... Recorded two multi-point games in his first four contests of the season ... Notched four two-game point streaks on the season ... Also established a career-high four-game assist streak (0g,4a) from 3/30 to 4/6 ... Set a new career-high two-game goal streak (2g) from 12/1 to 12/3 ... Logged a season-high 23:34 in ice time on 4/6 at ANA ... Appeared in four games with the Kings, registering two penalty minutes.

2008-09: Set new career high for time on ice in a single game with 27:43 vs. MTL on 2/27 ... Missed two games from 3/17 to 3/20 due to an ankle injury ... Appeared in his 200th game on 3/5 vs. CGY ... Missed game at STL on 1/31 because of the flu ... Missed the first 32 regular season Flyers games due to injury ... Recorded two assists in two games with the Phantoms (AHL) from 12/17 to 12/20 ... Was reassigned to the Phantoms for a conditioning assignment on 12/17.

2007-08: Set new career high for goals (5), assists (20) and points (25) in a season ... Missed six games from 3/15 to 3/25 due to a hip flexor injury sustained on 3/12 vs. TOR ... Missed game at TBL on 12/29 and at FLA on 12/30 due to a knee injury ... Missed game vs. BUF on 12/22 with a right knee sprain ... Was suspended by the NHL for two games from 11/1 to 11/2 ... Was assessed a game misconduct by NHL

at BOS on 10/27 ... Had a career-high four-game point-scoring streak (1g, 4a) from 10/10 to 10/18 ... Posted an assist at CGY on 10/4 in his 100th career NHL game.

2006-07: Missed three games from 3/31 to 4/5 due to a mild shoulder sprain sustained at NJD on 3/30 ... Missed four games from 1/28 to 2/3 due to a right shoulder separation sustained vs. NYR on 1/27 ... Scored his first career NHL goal vs. TBL on 11/2.

2005-06: Recorded two goals and three assists for five points and 53 penalty minutes in 21 games for the Phantoms (AHL) ... Was recalled from the Phantoms seven times ... Signed a two-year contract extension on 2/7...Posted two assists vs. MTL on 1/25, his first career multiple-point game in the NHL...Missed 21 games due to injury... Posted an assist at TOR on 10/11 to record his 1st NHL point.

2004-05: Was a member of the Calder Cup Champion Philadelphia Phantoms.

2003-04: Played his first career NHL game at WSH on 3/6/04.

AMATEUR CAREER: Played two seasons for the Clarkson Knights of the ECAC in 2001-02 and 2002-03 ... Recorded 53 points (22g-31a-53p) and 78 penalty minutes in 67 games ... Was named a First-Team ECAC All-Star and received The Bill Harrison Most Valuable Player Award as Clarkson University's most valuable player following the 2002-03 season ... Was the 1st defenseman in school history to lead the Golden Knights in scoring ... Recorded 13 goals and 20 assists for 33 points which ranked first among ECAC defencemen.

CAREER TRANSACTIONS: Signed by Winnipeg as a free agent on July 2, 2011 ... Signed by Tampa Bay as a free agent on August 25, 2010 ... Claimed by Los Angeles off waivers from Philadelphia on October 29, 2009 ... Signed by Philadelphia as a free agent on July 24, 2003.



CAREER VS NHL

TEAM	GP	G	A	PTS
ANAHEIM	9	1	3	4
ATLANTA	12	2	2	4
BOSTON	15	1	5	6
BUFFALO	14	0	4	4
CALGARY	5	0	3	3
CAROLINA	15	1	4	5
CHICAGO	6	0	0	0
COLORADO	7	0	0	0
COLUMBUS	4	0	2	2
DALLAS	6	1	0	1
DETROIT	3	0	0	0
EDMONTON	5	1	1	2
FLORIDA	16	1	3	4
LOS ANGELES	5	0	0	0
MINNESOTA	3	0	1	1
MONTREAL	15	0	5	5
NASHVILLE	6	0	2	2
NEW JERSEY	26	2	8	10
N.Y. ISLANDERS	24	2	7	9
N.Y. RANGERS	27	0	3	3
OTTAWA	14	1	4	5
PHILADELPHIA	4	0	1	1
PHOENIX	5	0	2	2
PITTSBURGH	21	1	6	7
SAN JOSE	6	1	1	2
ST. LOUIS	6	0	0	0
TAMPA BAY	10	2	2	4
TORONTO	14	1	6	7
VANCOUVER	6	0	6	6
WASHINGTON	17	1	3	4

CAREER HIGHLIGHTS

First NHL Game: 3/6/04 at WSH

First NHL Goal: 11/2/06 vs. TBL (Holmqvist)

First NHL Assist: 10/11/05 at TOR

Most Goals, Game: 1, (19x), last - 12/10/10 at EDM

Most Assists, Game: 2 (6x), last - 3/8/10 vs. CBJ

Most Points, Game: 2 (12x), last - 3/8/10 vs. CBJ

Most Penalty Minutes, Game: 15, 10/27/07 at BOS

Most Shots, Game: 6, 2/6/08 vs. WSH

Most Time On Ice, Game: 27:43, 2/27/09 vs. MTL

Longest Point Scoring Streak: 4 games, 3/30/10-4/6/10 (0g, 4a)

Longest Goal Scoring Streak: 2 games, 12/1/09-12/3/09 (2g)

Longest Assist Streak: 4 games, 3/30/10-4/6/10 (0g, 4a)

Hat Tricks: None


Multiple-Point Games: 13 (13, 2-point)

Penalty Shots: None

Shootout Attempts: None

CAREER STATISTICS

Year	Team	League	REGULAR SEASON													PLAYOFFS				
			GP	G	A	PTS	PIM	+/-	PP	SH	GW	S	ATOI	GP	G	A	PTS	PIM		
1999-00	Cobourg	OPJHL	44	20	36	56	46	-	-	-	-	-	-	-	-	-	-	-	-	-
2000-01	Cobourg	OPJHL	28	15	21	36	46	-	-	-	-	-	-	-	-	-	-	-	-	-
2001-02	Clarkson	ECAC	34	9	11	20	32	-	-	-	-	-	-	-	-	-	-	-	-	-
2002-03	Clarkson	ECAC	33	13	20	33	65	-	-	-	-	-	-	-	-	-	-	-	-	-
2003-04	Philadelphia	NHL	5	0	0	0	0	1	0	0	0	0	5	12:00	-	-	-	-	-	-
	Philadelphia	AHL	55	8	24	32	63	0	2	0	0	-	-	12	0	1	1	17	-	-
2004-05	Philadelphia	AHL	69	5	19	24	32	1	2	0	1	-	-	18	0	5	5	10	-	-
2005-06	Philadelphia	NHL	28	0	8	8	16	-6	0	0	0	21	14:58	10	0	5	5	6	-	-
	Philadelphia	AHL	21	2	3	5	53	-7	0	0	0	-	-	-	-	-	-	-	-	-
2006-07	Philadelphia	NHL	66	4	18	22	38	-14	0	0	0	67	16:05	-	-	-	-	-	-	-
2007-08	Philadelphia	NHL	71	5	26	31	58	8	1	0	0	103	19:23	16	0	2	2	4	-	-
2008-09	Philadelphia	NHL	47	4	4	8	22	8	1	0	2	45	19:07	6	0	1	1	0	-	-
	Philadelphia	AHL	2	0	2	2	0	2	0	0	0	-	-	-	-	-	-	-	-	-
2009-10	Los Angeles	NHL	48	5	16	21	28	-3	1	1	1	54	18:10	4	0	0	0	2	-	-
	Adirondack	AHL	6	0	1	1	6	-3	0	0	0	-	-	-	-	-	-	-	-	-
2010-11	Tampa Bay	NHL	61	1	2	13	15	-4	0	0	0	52	17:03	5	0	1	1	2	-	-
NHL Totals (7 seasons)			326	19	84	103	177	-10	3	1	3	347		31	0	4	4	8		



EVANDER KANE

LEFT WING

HEIGHT: 6-2

WEIGHT: 195

SHOOTS: LEFT

BORN: AUGUST 2, 1991

VANCOUVER, BRITISH COLUMBIA

9

2010-11: Ranks third on the team with 19 goals and second with 228 shots on goal ... Leads the team with 153 hits ... Tied a career-high with three points (2g, 1a) on 2/11 vs. NYR, scoring the game-tying and game-winning goals in the third period ... Tallied a season-high two assists on 2/3 vs. CGY ... Registered an assist in his 100th career NHL game on 12/21 vs. St. Louis ... Posted back-to-back multiple-point games (2g, 2a) from 12/16 - 12/18 ... Had a career-high four-game point streak (3g, 2a) from 10/23 - 10/30 ... Has posted two-goal games on three occasions this season, most recently on 2/11 vs. NYR.

2009-10: Recorded 26 points (14g, 12a) in 66 games during his rookie season ... Tied for third on the team with three game-winning goals ... Ranked seventh among league rookies in goals and was tied for 12th in points ... Made his NHL debut and earned his first career point (1a) on 10/3 vs. TB ... Scored his first career goal, the game-winning tally, on 10/8 at STL ... Recorded five points (3g, 2a) over his first eight games from 10/3-10/24 ... Took a season-high six shots on goal on 10/29 vs. WSH ... Earned five points (3g, 2a) over a two-game span from 11/12-11/13, including a season-high three points (2g, 1a) and his first-career shorthanded goal on 11/13 vs. LA ... Collected points in back-to-back games (1g, 1a) on 1/19 and 1/21 ... Tallied three assists over a two-game stretch from 1/26-1/28 ... Recorded three points (2g, 1a) over two games from 2/12-2/13 ... Missed 15 games with a foot injury from 3/7-4/3.

2008-09: Tallied 96 points (48g, 48a) and a plus-51 rating in 61 games with the Vancouver Giants of the Western Hockey League ... Set career-highs in points, goals, assists, power play goals (23) ... Led the WHL in power play goals, ranked second in goals and game-winning goals (10), and was fourth overall in points ... Was named to the WHL Western Conference First All-Star Team and appeared in the CHL Top Prospects Game ... Began the season with points in 22 consecutive games, posting 38 points (15g, 23a), including a career-high five points (3g, 2a) on 10/10 vs. Kelowna ... Tied his career-high for points and set a new career-high for goals with five points (4g, 1a) on 12/10 vs. Seattle ... Recorded his third hat trick of the season and added one assist on 1/21 at Kelowna ... Recorded a 10-game point streak from 2/7-2/25, earning 17 points (8g, 9a) during that span ... Tallied his fourth hat trick of the season on 2/21 at Kamloops ... Added 15 points (7g, 8a) in 17 WHL post-season games ... Finished third on the Giants in playoff scoring ... Posted a playoff-high two points seven times during the playoffs.

2007-08: Posted 41 points (24g, 17a) in a career-high 65 games during his first full-season with the Giants ... Was nominated for the WHL Rookie of the Year Award ... Recorded two assists in his season-debut on 9/21 at Portland ... Scored his first goal of the season on 9/26 at Kelowna and earned his first-career two-goal game the next night vs. Kelowna ... Registered points in three straight games from 12/1-12/7, earning four points (3g, 1a) in that span ... Tallied a season-high three points (2g, 1a) on 12/14 at Chilliwack ... Tied his season-high with three points (2g, 1a) 3/16 vs. Chilliwack ... Added three points (1g, 2a) in 10 WHL post-season contests ... Recorded his first-career playoff point (1a) on 3/26 at Chilliwack and scored his first-career playoff goal on 4/4 at Spokane.

2006-07: Scored one goal in eight games with Vancouver after join-

ing the team from the Greater Vancouver Canadians of the BC Hockey Major Midget League ... Made his WHL debut on 12/13 vs. Seattle ... Scored his first-career WHL goal on 3/18 at Chilliwack ... Appeared in five playoff games, en route to winning the 2007 Memorial Cup Championship ... Made his WHL post-season debut on 3/27 at Chilliwack.

INTERNATIONAL CAREER: Participated in the 2010 IIHF World Championships, posting four points (2g, 2a) in seven games ... Represented Canada at the 2009 World Junior Championship in Ottawa, Ontario, recording six points (2g, 4a) in six games while helping his team to a Gold Medal ... Helped lead Canada's Under-18 team to the Gold Medal at the 2008 Ivan Hlinka Memorial Tournament in Slovakia, recording four points (1g, 3a) in four games.

CAREER TRANSACTIONS: Selected by the Thrashers in the first round, fourth overall, of the 2009 NHL Entry Draft.



CAREER VS NHL

TEAM	GP	G	A	PTS
ANAHEIM	2	0	1	1
ATLANTA	-	-	-	-
BOSTON	6	3	1	4
BUFFALO	7	1	1	2
CALGARY	1	0	2	2
CAROLINA	8	2	3	5
CHICAGO	2	2	1	3
COLORADO	3	0	1	1
COLUMBUS	2	0	0	0
DALLAS	2	0	0	0
DETROIT	2	0	1	1
EDMONTON	2	1	0	1
FLORIDA	12	1	1	2
LOS ANGELES	2	2	1	3
MINNESOTA	2	1	0	1
MONTREAL	8	1	4	5
NASHVILLE	3	0	1	1
NEW JERSEY	8	2	2	4
N.Y. ISLANDERS	8	0	0	0
N.Y. RANGERS	6	4	2	6
OTTAWA	7	0	1	1
PHILADELPHIA	6	1	5	6
PHOENIX	1	0	1	1
PITTSBURGH	7	1	2	3
SAN JOSE	2	2	0	2
ST. LOUIS	4	1	2	3
TAMPA BAY	10	1	1	2
TORONTO	5	2	0	2
VANCOUVER	2	0	0	0
WASHINGTON	9	5	2	7

CAREER HIGHLIGHTS

First NHL Game: 10/3/09 vs. TB

First NHL Goal: 10/8/09 at STL (Mason)

First NHL Assist: 10/3/09 vs. TB

Most Goals, Game: 2 (4x), last - 2/11/11 vs. NYR

Most Assists, Game: 2 (2x), last - 2/3/11 vs. CGY

Most Points, Game: 3 (2x), last - 2/11/11 vs. NYR (2g, 1a)

Most Penalty Minutes, Game: 10, 12/10/10 vs. COL

Most Shots, Game: 8 (2x), last - 12/16/10 vs. CAR

Most Time On Ice, Game: 12:19, 2/19/11 at EDM

Longest Point Scoring Streak: 4 games, 10/23/10-10/30/10 (3g, 2a)

Longest Goal Scoring Streak: 2 games (5x), last - 2/7/11-2/11/11 (3g)

Longest Assist Streak: 3 games, 3/12/11-3/17/11 (3a)

Hat Tricks: None

Multiple-Point Games: 12 (2, 3-point; 10, 2-point)

Penalty Shots: 1-3, last - 3/19/11 at BUF (0-1 vs. Miller)

Shootout Attempts: 0-4, 0.0%

CAREER STATISTICS

Year	Team	League	REGULAR SEASON													PLAYOFFS				
			GP	G	A	PTS	PIM	+/-	PP	SH	GW	S	ATOI	GP	G	A	PTS	PIM		
2006-07	Vancouver	WHL	8	1	0	1	11	-	-	-	-	-	-	-	5	0	0	0	0	
2007-08	Vancouver	WHL	65	24	17	41	66	-	-	-	-	-	-	10	1	2	3	8		
2008-09	Vancouver	WHL	61	48	48	96	89	-	-	-	-	-	-	17	7	8	15	45		
2009-10	Atlanta	NHL	66	14	12	26	62	2	0	1	3	127	13:59	-	-	-	-	-		
2010-11	Atlanta	NHL	73	19	24	43	68	-12	4	0	2	234	17:51	-	-	-	-	-		
NHL/Thrashers Totals (2 seasons)			139	33	36	69	130	-10	4	1	5	361		-	-	-	-	-		





ANDREW LADD

LEFT WING

HEIGHT: 6-3

WEIGHT: 205

SHOOTS: LEFT

BORN: DECEMBER 12, 1985

MAPLE RIDGE, BRITISH COLUMBIA

16

2010-11: Leads the team with a career-high 58 points and 28 goals, and ranks third with 30 assists ... Leads Thrashers forwards with 20:04 of average ice time ... Earned an assist and scored the game-deciding goal in the shootout on 3/27 vs. OTT ... Posted 13 points (9g, 4a) in 12 games from 2/13 - 3/12 ... Tallied a season-high three points (2g, 1a), including the OT game-winner, on 3/5 vs. FLA ... Posted a career-high four-game goal streak (5g) from 2/7 - 2/23 ... Scored two unassisted goals on 2/13 vs. CAR ... Named eighth captain in Thrashers history on 11/18 ... Notched 17 points (6g, 11a) in 16 games from 11/6 - 12/10 ... Posted a career-high tying six-game scoring streak (4g, 3a) from 1/2 - 1/15 ... Also had a six-game scoring streak (3g, 5a) from 10/15 - 10/27.

2009-10: Tallied 38 points (17g, 21a) in all 82 games for the Chicago Blackhawks ... One of five Chicago players to appear in all 82 games ... Set a career-high and tied for seventh on the team in goals ... Earned points in three straight games (1g, 3a) from 10/10-10/14, including two assists on 10/12 vs. CGY ... Posted a three-game point streak from 11/15-11/21, earning three points (1g, 2a) during that stretch ... Scored his lone game-winning goal of the season on 1/7 at BOS ... Tallied two points (1g, 1a) on 1/16 at CBJ ... Recorded four points (2g, 2a) during a three-game point streak from 1/26-1/30 ... Skated in his 300th career game on 2/14 at CBJ ... Registered a three-game point streak (4g, 1a) from 3/5-3/10, including his first-career NHL hat trick on 3/7 vs. DET ... Tallied four points (1g, 3a) during a three-game point/assist streak from 4/6-4/9 ... Added six points (3g, 3a) in 19 post-season games, while helping the Blackhawks capture the Stanley Cup Championship ... Scored his first post-season goal in Game Five of the Western Conference Quarterfinals on 4/24 vs. NSH ... Registered a three-game point streak (1g, 2a) from 6/4-6/9, including one goal in the Stanley Cup clinching win on 6/9 at PHI.

2008-09: Recorded a career-high 49 points (15g, 34a) while appearing in all 82 games for the Blackhawks ... Set a career-high for assists ... Ranked sixth on the team in points and assists, while sharing seventh in goals ... Chicago posted a 12-0-1 record when he scored a goal ... Ranked second among team forwards and third overall with a plus-26 rating ... Earned three points (2g, 1a) on 11/3 vs. COL ... Recorded seven points (2g, 5a) during a three-game point streak from 12/3-12/7, including a career-high four points and three assists on 12/7 vs. PHX ... Recorded a season-high six-game point streak from 12/12-12/26, earning eight points (2g, 6a) during that stretch ... Tied his career-high with three assists on 12/16 at EDM ... Appeared in his 200th career NHL game on 1/17 vs. STL ... Tallied three points (1g, 2a) on 2/5 at CGY ... Registered four points (1g, 3a) during a four-game point streak from 2/27-3/7 ... Tied his season-high with two goals on 3/25 vs. SJ ... Added four points (3g, 1a) in 17 Stanley Cup Playoff games ... Tallied a post-season high two points (1g, 1a), including the game-winning goal in Game Four of the Western Conference Semifinals on 5/7 vs. VAN.

2007-08: Recorded 30 points (14g, 16a) in 63 games, splitting time between Carolina and Chicago ... Appeared in 43 games with the Hurricanes, tallying 18 points (9g, 9a) ... Appeared in two American Hockey League games with Albany, scoring one goal ... Scored his first goal of the season on 10/5 vs. PIT ... Scored goals in back-to-back games on 12/20 and 12/22 ... Tallied his first game-winning goal of the season on 2/8 at WSH ... Registered a five-game point streak from 2/8-2/16, posting seven points (3g, 4a) during that stretch ... Scored a season-high two goals on 2/12 at BOS and tallied a season-high two assists on 2/16 vs. FLA ... Traded to the Blackhawks for Tuomo Ruutu on 2/26

and made his Chicago debut on 2/27 vs. PHX ... Scored his first goal in a Blackhawks uniform on 2/28 at DAL and earned points in three straight games (2g, 1a) from 2/28-3/4 ... Tied his season-high with the Blackhawks twice with two assists on 3/9 vs. EDM, as well as one goal and one assist on 3/14 at CBJ.

2006-07: Earned 21 points (11g, 10a) in 65 games with the Hurricanes ... Ranked seventh on the team in goals ... Scored goals in back-to-back games on 11/24 and 11/28 ... Posted a season-high two points (1g, 1a) on 1/20 vs. TB ... Collected a season-high two assists on 3/17 at NJ ... Scored a season-high two goals, including the game-winner, on 3/24 vs. SJ ... 2005-06: Made his NHL debut, tallying 11 points (6g, 5a) in 29 games with Carolina ... Recorded 19 points (11g, 8a) in 25 AHL games with Lowell ... Appeared in his first career NHL game on 11/20 vs. TB ... Scored his first career NHL goal on 11/25 vs. TOR ... Posted a season-high two points (1g, 1a) on 1/23 vs. MTL ... Added five points (2g, 3a) in 17 post-season games, while helping the Hurricanes capture the Stanley Cup Championship ... Earned his first career Stanley Cup Playoff point (1a) on 4/24 vs. MTL ... Scored his first post-season goal on 5/26 at BUF ... Tallied his first post-season game-winning goal in Game Two of the Stanley Cup Finals on 6/7 vs. EDM.

AMATEUR CAREER: Registered 120 points (49g, 71a) in 137 career Western Hockey League games with Vancouver and Calgary from 2001 to 2005 ... Added 18 points (8g, 10a) in 19 WHL post-season games ...

2004-05: Posted 45 points (19g, 26a) in 65 games with Calgary ... Ranked third on the team in points and goals, and was fourth in assists ... Tallied 11 points (7g, 4a) in 12 post-season games ... **2003-04:** Earned 75 points (30g, 45a) in 71 games with Calgary ... Led the team in goals and points, and ranked second in assists ... Tallied seven points (1g, 6a) in seven WHL playoff games ... **2002-03:** Collected 55 points (15g, 40a) in 58 games with Coquitlam of the British Columbia Hockey League ... **2001-02:** Made his WHL debut, appearing in one game with the Vancouver Giants.

INTERNATIONAL CAREER: Appeared for Canada at the 2005 World Junior Championship, tallying seven points (3g, 4a) in six games.

CAREER TRANSACTIONS: Selected by Carolina in the first round, fourth overall, of the 2004 NHL Entry Draft ... Acquired by Chicago from Carolina for Tuomo Ruutu on Feb. 26, 2008 ... Acquired by the Thrashers from Chicago for Ivan Vishnevskiy and a second-round selection in the 2011 NHL Entry Draft on July 1, 2010.

CAREER VS NHL

TEAM	GP	G	A	PTS
ANAHEIM	10	1	3	4
ATLANTA	17	2	2	4
BOSTON	18	5	3	8
BUFFALO	10	1	2	3
CALGARY	11	3	7	10
CAROLINA	9	3	3	6
CHICAGO	1	0	1	1
COLORADO	12	5	4	9
COLUMBUS	17	2	6	8
DALLAS	12	4	2	6
DETROIT	17	7	5	12
EDMONTON	12	1	9	10
FLORIDA	21	4	7	11
LOS ANGELES	10	0	3	3
MINNESOTA	11	2	5	7
MONTREAL	15	2	3	5
NASHVILLE	17	4	5	9
NEW JERSEY	16	2	4	6
N.Y. ISLANDERS	11	2	2	4
N.Y. RANGERS	15	3	3	6
OTTAWA	12	2	2	4
PHILADELPHIA	12	4	2	6
PHOENIX	12	4	4	8
PITTSBURGH	12	2	4	6
SAN JOSE	11	6	4	10
ST. LOUIS	16	2	7	9
TAMPA BAY	17	2	3	5
TORONTO	13	6	2	8
VANCOUVER	11	2	1	3
WASHINGTON	24	9	8	17

CAREER HIGHLIGHTS

First NHL Game: 11/20/05 vs. TB

First NHL Goal: 11/25/05 vs. TOR (Tellqvist)

First NHL Assist: 1/23/06 vs. MTL

Most Goals, Game: 3, 3/7/10 vs. DET

Most Assists, Game: 3 (2x), last - 12/16/08 at EDM

Most Points, Game: 4, 12/7/08 vs. PHX (1g, 3a)

Most Penalty Minutes, Game: 17, 10/30/09 vs. MTL

Most Shots, Game: 8, 2/13/11 vs. CAR

Most Time On Ice, Game: 25:05, 1/26/11 vs. WSH

Longest Point Scoring Streak: 6 games (3x), last - , 1/2/11-1/15/11 (4g, 3a)

Longest Goal Scoring Streak: 4 games, 2/13/11-2/23/11 (5g)

Longest Assist Streak: 4 games (4x), last - 11/19/10-11/26/10 (5a)

Hat Tricks: 1, 3/7/10 vs. DET

Multiple-Point Games: 34 (1, 4-point; 5, 3-point; 28, 2-point)

Penalty Shots, Career: None

Shootout Attempts: 3-9, 33.3%

CAREER STATISTICS

Year	Team	League	REGULAR SEASON													PLAYOFFS				
			GP	G	A	PTS	PIM	+/-	PP	SH	GW	S	ATOI	GP	G	A	PTS	PIM		
2001-02	Port Coquitlam	Minor-BC	50	50	41	91	49	-	-	-	-	-	-	-	-	-	-	-	-	-
	Vancouver	WHL	1	0	0	0	0	-	-	-	-	-	-	-	-	-	-	-	-	-
2002-03	Coquitlam	BCHL	58	15	40	55	61	-	-	-	-	-	-	-	-	-	-	-	-	-
2003-04	Calgary	WHL	71	30	45	75	119	-	-	-	-	-	-	-	-	7	1	6	7	10
2004-05	Calgary	WHL	65	19	26	45	167	-	-	-	-	-	-	-	-	12	7	4	11	18
2005-06	Carolina	NHL	29	6	5	11	4	0	3	0	0	43	11:10	-	17	2	3	5	4	
	Lowell	AHL	25	11	8	19	28	-	-	-	-	-	-	-	-	-	-	-	-	-
2006-07	Carolina	NHL	65	11	10	21	46	1	2	0	3	109	11:11	-	-	-	-	-	-	-
2007-08	Carolina	NHL	43	9	9	18	31	9	0	0	1	76	11:44	-	-	-	-	-	-	-
	Albany	AHL	2	1	0	1	4	-	-	-	-	-	-	-	-	-	-	-	-	-
	Chicago	NHL	20	5	7	12	4	4	1	0	0	55	14:58	-	-	-	-	-	-	-
2008-09	Chicago	NHL	82	15	34	49	28	26	0	0	2	195	14:23	-	17	3	1	4	12	-
2009-10	Chicago	NHL	82	17	21	38	67	2	0	0	1	148	13:41	-	19	3	3	6	12	-
2010-11	Atlanta	NHL	81	29	30	59	39	-10	9	2	2	195	20:04	-	-	-	-	-	-	-
NHL Totals (6 seasons)			402	92	116	208	219	32	15	2	9	821		53	8	7	15	28	28	



BRYAN LITTLE

CENTER

HEIGHT: 5-11

WEIGHT: 185

SHOOTS: RIGHT

BORN: NOVEMBER 12, 1987

EDMONTON, ALBERTA

18

2010-11: Leads the team with a plus-12 rating ... Ranks tied for fourth on the team with 18 goals and fourth with 29 assists this season ... Scored eight points (3g, 5a) over 10-game span from 3/5 - 3/27 ... Has totaled 11 multiple-point games this season, including his most recent on 3/5 vs. FLA (2a) ... Scored a goal and an assist in the final two minutes of regulation and added a shootout goal in Atlanta's 3-2 win vs. FLA on 1/17 ... Posted seven points (1g, 6a) during a five-game point streak from 12/20-28 ... Scored two goals, including the game-winning goal in overtime on 12/13 at OTT ... Tied for the team lead with two short-handed goals.

2009-10: Appeared in 79 games, posting 34 points (13g, 21a) ... Set a new career-high for assists ... Earned a career-high tying two assists and skated in a career-most 24:20 of ice time in the season-opening game on 10/3 vs. TB ... Recorded assists in each of the first three games (4a) from 10/3-10/10 ... Scored his first goal of the season and added an assist for his second multiple-point game on 11/3 at MTL ... Missed two games with a groin injury from 11/13-11/15 ... Tied his career-high, for the second time, with two assists on 11/27 at CAR ... Matched his season-high with two points (1g, 1a) on 1/12 vs. OTT ... Scored a season-high two goals on 1/30 at NSH ... Collected points in three straight games from 2/6-2/12, earning four points (2g, 2a) in that span ... Played in his 200th career game and earned his 100th career point (1a) on 3/29 vs. CAR ... Scored his first game-winning goal of the season on 4/10 vs. PIT.

2008-09: Ranked fourth on the team with a career-high 51 points (31g, 20a) in 79 games during his second NHL season ... Tied for the team lead with 12 power play goals and ranked second in goals ... Placed third on the Thrashers with four game-winning tallies ... Set a career-high with three points (2g, 1a) in the Thrashers season-opening game on 10/10 vs. WSH ... Matched his career-high with three points (2g, 1a) on 11/7 at BUF ... Earned a career-high six-game point streak from 11/2-11/16, recording nine points (4g, 5a) in that stretch ... Recorded his first-career hat trick on 12/26 vs. CAR ... Earned eight points (7g, 1a) during a five-game point streak from 12/23-12/31 ... Appeared in the 2009 NHL Young Stars Game ... Skated in a career-high 21:06 on 1/29 vs. NYI ... Appeared in his 100th career game on 2/10 at TB ... Collected seven points (4g, 3a) during a four-game point/goal streak from 2/15-2/21, including three-straight two-point efforts from 2/15-2/19 ... Scored his 30th goal of the season on 3/17 at PIT.

2007-08: Earned 16 points (6g, 10a) in 48 games during his first NHL season ... Became the first player in Thrashers history to score a goal in his NHL debut on 10/5 vs. WSH ... Registered the first assist of his career on 10/13 vs. NJ ... Scored a goal in his first career shootout attempt on 10/30 at MTL ... Tallied two assists for the first multiple-point game of his career on 11/3 at TB ... Scored his first-career power play goal on 11/19 vs. TB ... Re-assigned to the Chicago Wolves (AHL) on 12/11 ... Tallied 25 points (9g, 16a) in 34 games with the Wolves ... Earned an AHL season-high with four points (1g, 3a) on 1/12 vs. the Toronto Marlies ... Recalled by the Thrashers on 2/26 ... Recorded his second multiple-point game of the season (1g, 1a) on 3/19 vs. CAR ... Added 13 points (8g, 5a) in 24 Calder Cup Playoff games with the Wolves ... Scored his first AHL playoff goal on 4/16 vs. Milwaukee.

2006-07: Tied for sixth in the OHL with 107 points (41g, 66a) in 57 games with the Colts ... Finished sixth in the league in assists and was tied for 15th in goals ... Scored 10 game-winning goals to lead the Colts and tie for first in the OHL ... Led the team and tied for third in the league with six shorthanded goals ... Set a career-best with 32 multiple-point games, including five-or-more points on five occasions

... Set career highs with five assists and six points on 10/7 vs. Erie ... Named the OHL Player of the Week for the week ending 10/10 ... Recorded a career-best five-game goal streak from 10/21-10/28 (7g) ... Recorded his only hat trick of the season and tallied five points on 11/17 at Oshawa ... Earned OHL Player of the Week award for period ending 11/21 ... Led the team with nine points, and ranked second with four goals and five assists in eight post-season games ... Member of the Eastern Conference team at the 2007 OHL All-Star Classic ... Made his AHL playoff debut with Chicago in Game Six of the West Division Finals on 5/12 vs. Iowa ... Held scoreless in two post-season games with the Wolves.

2005-06: Tied for sixth in the OHL with a career-high 109 points (42g, 67a) in 64 games with the Colts ... Ranked seventh in the league in assists and was tied for 11th in goals ... Set career highs for goals and assists ... Ranked second on the Colts with 23 power play goals ... Tallied three shorthanded goals to tie for first on the team ... Registered 30 multiple-point games, including season-high four-point games on four occasions ... Recorded hat tricks on 10/10 at Belleville and on 11/12 vs. Brampton ... Earned a career-high eight-game assist streak from 11/19-12/9 (16a) ... Posted a career-high 21-game point streak from 11/21-1/12, tallying 42 points (16g, 26a) in that span ... Recorded 23 points (8g, 15a) in 14 post-season contests... Eighth among OHL players and led the team in playoff scoring ... Led the Colts and tied for eighth in the league in assists ... Tied for second on the team in playoff goals ... Selected to play in the OHL All-Star Classic and the CHL Top Prospects Game.

2004-05: Ranked second on the Colts with 68 points (36g, 32a) in 62 games ... Led the team and shared eighth in OHL in goals ... Tied for fourth on the Colts in assists ... Honored as the OHL Player of the Week for the week ending 2/27 ... Tied for third on the team with six points, including a team-high five goals in four post-season contests ... Appeared in the OHL All-Star Classic ... 2003-04: Collected 58 points (34g, 24a) in 64 games during his rookie season with the Colts ... Led team in goals and ranked second in points ... Recorded a season-high four assists and five points on 2/5 vs. Brampton ... Tallied a career-high four goals on 3/4 vs. Owen Sound ... Ranked third on Barrie with 10 points (5g, 5a) in 12 playoff games ... Tied for first on the team in playoff goals and was third in assists ... Named as OHL Rookie of the Year and was named to the OHL All-Rookie Team.

INTERNATIONAL CAREER: Has represented Canada in international competition on three occasions ... Led Canada to a Gold Medal at the 2007 World Junior Championships ... Helped Canada capture the Gold Medal at the 2004 World Junior Cup ... Won the Gold Medal with Team Ontario at the 2004 World Under-17 Challenge.

CAREER TRANSACTIONS: Selected by the Thrashers in the first round, 12th overall, of the 2006 NHL Entry Draft.

CAREER VS NHL

TEAM	GP	G	A	PTS
ANAHEIM	3	1	2	3
ATLANTA	-	-	-	-
BOSTON	13	2	2	4
BUFFALO	13	5	4	9
CALGARY	4	3	0	3
CAROLINA	23	7	12	19
CHICAGO	3	0	0	0
COLORADO	6	2	2	4
COLUMBUS	3	1	0	1
DALLAS	3	0	1	1
DETROIT	4	2	2	4
EDMONTON	2	1	0	1
FLORIDA	22	4	7	11
LOS ANGELES	2	1	1	2
MINNESOTA	3	1	2	3
MONTREAL	14	2	2	4
NASHVILLE	7	3	1	4
NEW JERSEY	13	0	3	3
N.Y. ISLANDERS	15	4	7	11
N.Y. RANGERS	14	3	2	5
OTTAWA	13	4	2	6
PHILADELPHIA	14	3	1	4
PHOENIX	3	1	1	2
PITTSBURGH	13	4	3	7
SAN JOSE	3	1	2	3
ST. LOUIS	4	1	1	2
TAMPA BAY	14	2	9	11
TORONTO	14	3	7	10
VANCOUVER	3	1	0	1
WASHINGTON	21	6	5	11

CAREER HIGHLIGHTS

First NHL Game: 10/5/07 vs. WSH

First NHL Goal: 10/5/07 vs. WSH (Kolzig)

First NHL Assist: 10/13/07 vs. NJ

Most Goals, Game: 3, 12/26/08 vs. CAR

Most Assists, Game: 2 (1x), last - 3/5/11 vs. FLA

Most Points, Game: 3 (3x), last - 12/26/08 vs. CAR (3g)

Most Penalty Minutes, Game: 15, 12/23/10 at BOS

Most Shots, Game: 7, 3/3/11 vs. OTT

Most Time On Ice, Game: 25:30, 2/19/11 at EDM

Longest Point Scoring Streak: 6 games, 11/2/08-11/16/08 (4g, 5a)

Longest Goal Scoring Streak: 4 games (2x), last - 2/15/09-2/21/09 (4g)

Longest Assist Streak: 4 games, 11/6/08-11/14/08 (5a)

Hat Tricks: 1, 12/26/08 vs. CAR

Multiple-Point Games: 31 (3, 3-point; 28, 2-point)

Penalty Shots: None

Shootout Attempts: 6-22, 27.3%

CAREER STATISTICS

Year	Team	League	REGULAR SEASON													PLAYOFFS				
			GP	G	A	PTS	PIM	+/-	PP	SH	GW	S	ATOI	GP	G	A	PTS	PIM		
2003-04	Barrie	OHL	64	34	24	58	18	-	-	-	-	-	-	-	12	5	5	10	7	
2004-05	Barrie	OHL	62	36	32	68	34	-	-	-	-	-	-	-	4	5	1	6	2	
2005-06	Barrie	OHL	64	42	67	109	99	-	-	-	-	-	-	-	14	8	15	23	19	
2006-07	Barrie	OHL	57	41	66	107	77	-	-	-	-	-	-	-	8	4	5	9	8	
	Chicago	AHL	-	-	-	-	-	-	-	-	-	-	-	-	2	0	0	0	0	
2007-08	Atlanta	NHL	48	6	10	16	18	-2	2	0	1	76	15:36	-	-	-	-	-		
	Chicago	AHL	34	9	16	25	10	-	-	-	-	-	-	24	8	5	13	10		
2008-09	Atlanta	NHL	79	31	20	51	24	-5	12	0	4	172	16:55	-	-	-	-	-		
2009-10	Atlanta	NHL	79	13	21	34	20	-6	3	0	1	165	15:45	-	-	-	-	-		
2010-11	Atlanta	NHL	76	18	30	48	33	11	2	2	1	158	18:27	-	-	-	-	-		
NHL/Thrashers Totals (4 seasons)			282	68	81	149	95	-2	19	2	7	571		-	-	-	-	-		



CHRIS MASON

GOALTENDER

HEIGHT: 6-0

WEIGHT: 195

CATCHES: LEFT

BORN: APRIL 20, 1976

RED DEER, ALBERTA

50

2010-11: Made 43 saves, recording his first shutout of the season, on 3/31 at PHI... Stopped all four Ottawa shootout attempts in a 5-4 win on 3/27... Appeared in five consecutive games from 2/25 - 3/5, stopping 122 of 132 shots (.924 save percentage) ... Made a career-high 52 saves on a career-high 55 shots faced on 11/3 at FLA ... The 55 shots faced tied a franchise record originally set by Milan Hnilec against the Boston Bruins on 12/18, 2001... Appeared in 10 straight games to start the season, going 5-4-1... Did not allow a shootout goal in his second victory of the season, a 5-4 win at ANA on 10/15... Competed in the season opener vs. WSH on 10/8 and earned the win, stopping 29 of 31 shots.

2009-10: Posted a 30-22-8 record, with two shutouts, a 2.53 GAA and a .913 save percentage in 61 games with the St. Louis Blues ... Ranked 13th in the NHL in games played and wins ... Posted wins in back-to-back games from 10/23-10/28, recording a 1.50 GAA and a .950 save percentage during that span ... Turned aside a season-high 42 saves on 1/6 at SJ ... Won four straight games from 1/9-1/16, posting one shutout, a 1.25 GAA and a .946 save percentage in those games ... Earned his first shutout of the season on 1/14 vs. MIN ... Collected a season-high five straight wins from 2/9-3/4, earning a one shutout, a 1.74 GAA and a .949 save percentage.

2008-09: Appeared in 57 games during his first season with the Blues, posting a 27-21-7 record with six shutouts, a 2.41 GAA and a .916 save percentage ... Set a career-high for shutouts ... Posted the highest single-season save percentage in Blues history (minimum 25 games played) ... Made his St. Louis debut on 10/11 at NYI ... Earned his first win with the Blues, turning aside 31 shots in a 2-1 win on 11/22 at MIN ... Recorded his first shutout as a Blue on 11/25 at NSH, stopping a career-high 47 shots ... Named the NHL's Third Star of the Week for the week ending 11/30 ... Started in 13-of-14 games during the month of February and allowed one goal or less eight times ... Named the NHL's Third Star of the Month for February after posting a 8-2-4 record with one shutout, a 1.64 GAA and a .939 save percentage ... Earned a five-game winning streak from 3/20-3/29 ... Named the NHL's First Star of the Week for the week ending 3/29, posting a 4-0-0 record with a 1.72 GAA and a .930 save percentage ... Started the Blues final 33 games of the season, posting a 24-8-6 record with five shutouts, a 2.08 GAA and a .924 save percentage during that stretch ... Made his Blues playoff debut on 4/15 at VAN and appeared in all four post-season contests.

2007-08: Appeared in 51 games with Nashville, posting an 18-22-6 record with four shutouts, a 2.90 GAA and a .898 save percentage ... Was named the NHL's Third Star of the Week for the week ending 10/7, posting a 2-0-0 record with a .984 save percentage.

2006-07: Posted a 24-11-4 record with five shutouts, a 2.38 GAA and a .925 save percentage in 40 games with Nashville ... Ranked second in the NHL in save percentage, tied for sixth in shutouts and ranked 10th in GAA ... Tied a franchise-high for shutouts ... Made a season-high 42 saves for his first shutout of the season on 11/11 vs. COL ... Made 21 consecutive starts for the Predators from 11/25-1/6, posting a 14-6-1 record with three shutouts during that stretch ... Named the NHL's Second Star of the Week for the week ending 12/17, earning a 4-0-0 record with a 1.21 GAA and a .958 save percentage.

2005-06: Appeared in 23 games for the Predators, earning a 12-5-1 record with two shutouts, a 2.54 GAA and a .913 save percentage ... Became the first Predators goaltender to score a goal in a 5-1 win on

4/15 vs. PHX ... Finished the season with six straight wins from 4/6-4/18 ... Appeared in all five post-season games for Nashville ... Earned his first career Stanley Cup Playoff win on 4/21 vs. SJ.

2004-05: Led Valerengen IF Oslo (Norway) to a league championship, recording a 1.79 GAA in 20 regular-season games and a 2.01 GAA in 11 post-season contests ... Named the league's top goaltender and playoff MVP.

2003-04: Appeared in 17 games with Nashville, posting a 4-4-1 record ... Re-assigned to Milwaukee (AHL) for conditioning purposes from 1/1-1/3 ... Set a franchise record by posting a shutout streak of 141:37 over four appearances from 1/10-1/25 ... Registered his first career NHL shutout in a 0-0 tie on 1/13 vs. LA.

2002-03: Finished fourth among AHL goaltenders with 25 wins ... Earned the first shutout in Rampage history on 11/24 at Rochester ... Set a San Antonio franchise record for saves in a game with 55 on 3/9 at Houston. **2001-02:** Finished the season with 69 career wins as an Admiral, the second-most in franchise history ... Credited with a goal on 10/17 at Utah, becoming the sixth goal in AHL history (and first Milwaukee Admiral) to score a goal. **2000-01:** Opened the season in Nashville and was recalled from Milwaukee (IHL) four times throughout the year ... Made his first NHL start on 12/1 vs. CHI ... Ranked fourth in the IHL in GAA (2.35) and shutouts (five), and was fifth in save percentage (.920) ... Posted shutouts in four-of-five starts from 2/3-2/14 ... Set Milwaukee franchise records for single-season (five) and career (eight) shutouts. **1999-2000:** Started in 20 straight games, the longest streak for a Milwaukee goaltender since 1979-80 ... Made an IHL record 74 saves in Game Two of Milwaukee's playoff series against Cleveland, including 32 in overtime ... Nominated for the IHL's John Snider Trophy, awarded to the IHL Man of the Year (community service). **1998-99:** Made three appearances with Nashville while recalled from Milwaukee (IHL) from 12/14-1/19 ... Was also recalled from 3/28-4/12 ... Made eight saves on eight shots in his NHL debut on 12/16 at ANA ... Tied for ninth in the IHL with a 2.90 GAA.

AMATEUR CAREER: Posted a 44-95-6 record with four shutouts, a 4.34 GAA and a .900 save percentage in 158 career Western Hockey League games with Victoria and Prince George from 1993 to 1997.

INTERNATIONAL CAREER: Appeared for Canada at three World Championships (2006, 2007, 2009) ... Won all four games he appeared in, posting one shutout and a 1.00 GAA while helping Canada to a Silver Medal at the 2009 World Championship ... Won a Gold Medal with the Canadian team at the 2007 World Championship.

CAREER TRANSACTIONS: Selected by New Jersey in the seventh round, 122nd overall, of the 1995 NHL Entry Draft ... Signed by Anaheim as a free agent on June 27, 1997 ... Acquired by Nashville from Anaheim with Marc Moro for Dominic Roussel on Oct. 5, 1998 ... Signed as a free agent by Florida on Aug. 20, 2002 ... Claimed by Nashville from Florida in the 2003 NHL Waiver Draft on Oct. 3, 2003 ... Acquired by St. Louis from Nashville for a fourth-round selection in the 2008 NHL Entry Draft (later traded to NY Rangers - NY Rangers selected Dale Weise) on June 19, 2008 ... Signed by the Thrashers as a free agent on July 1, 2010.

CAREER VS NHL

TEAM	GP	W-L-OT
ANAHEIM	13	3-7-1
ATLANTA	2	1-1-0
BOSTON	6	2-2-0
BUFFALO	6	1-4-0
CALGARY	13	5-4-3
CAROLINA	5	2-2-1
CHICAGO	27	12-9-2
COLORADO	13	6-7-0
COLUMBUS	22	16-4-2
DALLAS	10	5-1-1
DETROIT	19	7-6-3
EDMONTON	8	5-1-2
FLORIDA	5	2-2-1
LOS ANGELES	15	8-4-1
MINNESOTA	12	5-0-2
MONTREAL	2	0-1-0
NASHVILLE	10	3-5-2
NEW JERSEY	2	1-1-0
N.Y. ISLANDERS	5	4-1-0
N.Y. RANGERS	4	3-0-0
OTTAWA	6	2-4-0
PHILADELPHIA	7	4-1-1
PHOENIX	11	7-2-2
PITTSBURGH	4	0-4-0
SAN JOSE	12	2-7-2
ST. LOUIS	20	13-4-1
TAMPA BAY	5	1-4-0
TORONTO	4	2-1-0
VANCOUVER	11	2-5-2
WASHINGTON	7	4-0-1

CAREER HIGHLIGHTS

First NHL Game: 12/16/98 at ANA

First NHL Victory: 1/8/04 vs. COL

Most Saves, Game: 52, 11/3/10 at FLA

Most Shots Faced, Game: 55, 11/3/10 at FLA

30-or-More Shots Faced, Game: 116, last - 3/31/11 at PHI

40-or-More Shots Faced, Game: 18, last - 3/31/11 vs. PHI

Longest Winning Streak, Career: 6 games, 4/6/06-4/18/06

Shutouts: 21, last - 3/31/11 at PHI (43 saves)

Overtime Record: 13-14-1

Shootout Record: 17-15

Shootout: 71 saves-101 shots

Penalty Shots Record: 1 save-1 shot, 1.000

CAREER STATISTICS

Year	Team	League	REGULAR SEASON								PLAYOFFS						
			GP	W	L	OT	MINs	GA	SO	GAA	GP	W	L	MINs	GA	SO	GAA
1993-94	Victoria	WHL	5	1	4	0	237	27	0	6.84	-	-	-	-	-	-	-
1994-95	Prince George	WHL	44	8	30	1	2288	192	1	5.03	-	-	-	-	-	-	-
1995-96	Prince George	WHL	59	16	37	1	3289	236	1	4.31	-	-	-	-	-	-	-
1996-97	Prince George	WHL	50	19	24	4	2851	172	2	3.62	15	9	6	938	44	1	2.81
1997-98	Cincinnati	AHL	47	13	19	7	2368	136	0	3.45	-	-	-	-	-	-	-
1998-99	Nashville	NHL	3	0	0	0	69	6	0	5.22	-	-	-	-	-	-	-
	Milwaukee	IHL	34	15	12	6	1901	92	1	2.90	-	-	-	-	-	-	-
1999-00	Milwaukee	IHL	53	20	21	8	2952	137	2	2.78	3	1	2	252	11	0	2.62
2000-01	Nashville	NHL	1	0	1	0	59	2	0	2.03	-	-	-	-	-	-	-
	Milwaukee	IHL	37	17	14	5	2226	87	5	2.35	4	1	3	239	12	0	3.02
2001-02	Milwaukee	AHL	48	17	21	7	2755	116	2	2.53	-	-	-	-	-	-	-
2002-03	San Antonio	AHL	50	25	18	6	2914	122	1	2.51	3	0	3	195	9	0	2.77
2003-04	Nashville	NHL	17	4	4	1	744	27	1	2.18	-	-	-	-	-	-	-
	Milwaukee	AHL	1	1	0	0	60	2	0	2.00	-	-	-	-	-	-	-
2004-05	Valerengen	Norway	20	-	-	-	1204	36	1	1.79	11	-	-	657	22	1	2.01
2005-06	Nashville	NHL	23	12	5	1	1227	52	2	2.54	5	1	4	296	17	0	3.45
2006-07	Nashville	NHL	40	24	11	4	2342	93	5	2.38	-	-	-	-	-	-	-
2007-08	Nashville	NHL	51	18	22	6	2692	130	4	2.90	-	-	-	-	-	-	-
2008-09	St. Louis	NHL	57	27	21	7	3215	129	6	2.41	4	0	4	256	10	0	2.34
2009-10	St. Louis	NHL	61	30	22	8	3512	148	2	2.53	-	-	-	-	-	-	-
2010-11	Atlanta	NHL	33	13	13	3	1682	95	1	3.39	-	-	-	-	-	-	-
NHL Totals (9 seasons)			286	128	99	29	15,541	682	21	2.63	9	1	8	552	27	0	2.93



JOHNNY ODUYA

DEFENCE

HEIGHT: 6-0

WEIGHT: 190

SHOOTS: LEFT

BORN: OCTOBER 1, 1981

STOCKHOLM, SWEDEN

29

2010-11: Has appeared in all 81 games for Atlanta, ranking fourth on the team with 20:47 of average ice time ... Appeared in his 100th game as a Thrasher on 3/24 at NYI ... Ranks second on the team with 149 blocked shots, including a season-high eight blocks on 12/30 vs. BOS ... Scored two goals at NYI on 12/11, tying a career-high previously set on 3/28, 2008 vs. PHI ... Scored seven points (2g, 5a) with a plus-7 rating in a 12-game span from 11/17 - 12/11 ... Posted assists in back-to-back games vs. CAR on 12/16 and vs. NJ on 12/18.

2009-10: Recorded 13 points (3g, 10a) in 67 games with New Jersey and Atlanta ... Began the season with the Devils and posted four points (2g, 2a) in 40 games ... Established a season-high plus-three rating on 10/22 at NYR ... Earned his first point of the season with one goal on 12/5 vs. DET ... Tallied his first assist of the season on 1/8 vs. TB ... Tallied two points (1g, 1a) over a three-game span from 1/27-1/31 ... Registered nine points (1g, 8a) in 27 games with the Thrashers after being acquired on 2/4 ... Earned his first assist as a Thrasher on 2/10 at COL ... Tallied assists in three straight games (3a) from 2/10-2/13 ... Matched his season-high with a plus-three rating on 3/4 vs. NYI ... Earned points in back-to-back games (1g, 1a) from 3/9-3/11, including his first goal as a Thrasher on 3/11 at CBJ ... Posted a season-high plus-three rating for the third time this season on 3/21 at PHI ... Collected assists in back-to-back games (2a) on 4/1 and 4/3 ... Appeared in his 300th career game on 4/10 vs. PIT.

2008-09: Tallied 29 points (7g, 22a) in 82 games for New Jersey ... Set new career-highs in games played, points, goals and assists ... Was one of five Devils players and the only defenseman to appear in every regular-season game ... Led New Jersey defensemen in goals, tied for second in points, assists and plus/minus rating (plus-21) ... Tied his career-high with three assists on 11/1 vs. ATL ... Earned two points (1g, 1a), including the game-winning goal in overtime on 11/26 at FLA ... Scored his first-career shorthanded goal on 12/12 vs. NYR ... Earned points in three straight games from 1/21-1/29, collecting four points (1g, 3a) during that stretch ... Appeared in his 200th career game on 1/29 at BOS ... Posted a season-high four-game point streak from 2/26-3/3, registering five points (2g, 3a) in those games and scored his second overtime goal of the season on 3/3 at TOR ... Appeared in seven Stanley Cup Playoff games, earning a plus-three rating.

2007-08: Earned 26 points (6g, 20a) in 75 games with the Devils ... Led the team with a career-high plus-27 rating ... Led Devils defensemen in goals and ranked second in points and assists ... Collected

his first point of the season (1a) on 11/3 at NYR ... Recorded points in back-to-back games from 1/4-1/5, posting two points (1g, 1a) during that span ... Registered a career-high four points (1g, 3a) on 1/22 at PHI ... Posted a three-game assist streak (3a) from 2/1-2/4 ... Scored a career-high two goals on 3/28 vs. PHI ... Tallied two assists on 4/1 at NYI ... Added one assist in five post-season contests.

2006-07: Appeared in 76 games with the Devils during his rookie campaign, posting 11 points (2g, 9a) ... Made his NHL debut in the season-opening game on 10/6 at CAR ... Collected his first career NHL point (1a) on 11/9 vs. CHI and tallied assists in back-to-back games (2a) from 11/9-11/11 ... Scored his first career NHL goal on 12/19 vs. ATL ... Missed six games from 1/6-1/16 with a shoulder injury ... Posted assists in back-to-back games (2a) from 3/6-3/8 ... Made his Stanley Cup Playoff debut, recording one assist in six games ... Recorded his first career post-season point (1a) in Game Four of the Eastern Conference Quarterfinals on 4/18 at TB.

AMATEUR CAREER: Made his North American debut during the 2000-01 season, recording 68 points (14g, 54a) in 68 Quebec Major Junior Hockey League games with Moncton and Victoriaville ... Added 13 points (4g, 9a) in 13 QMJHL post-season contests.

EUROPEAN CAREER: Spent nine total seasons in Sweden, including three in the Swedish Elite League from 2003-04 to 2005-06 ... Tallied Elite League career-highs in points (19), goals (8) and assists (11) in 47 games with Frolunda HC Goteborg in 2005-06.

INTERNATIONAL CAREER: Represented Sweden in international competition twice, including the 2010 Winter Olympics and 2009 World Championships.

CAREER TRANSACTIONS: Selected by Washington in the seventh round, 221st overall, of the 2001 NHL Entry Draft ... Signed by New Jersey as a free agent on July 25, 2006 ... Acquired by the Thrashers from New Jersey with Niclas Bergfors, Patrice Cormier, a first-round choice in the 2010 Draft (later traded to Chicago - Chicago selected Kevin Hayes) and a second-round choice in the 2010 Draft (later traded to Chicago - Chicago selected Justin Holl) for Ilya Kovalchuk, Anssi Salmela and a second-round choice in the 2010 Draft (Jonathan Merrill).

CAREER VS NHL

TEAM	GP	G	A	PTS
ANAHEIM	4	0	1	1
ATLANTA	14	1	3	4
BOSTON	17	1	3	4
BUFFALO	20	0	3	3
CALGARY	3	0	0	0
CAROLINA	23	2	4	6
CHICAGO	6	0	2	2
COLORADO	6	0	3	3
COLUMBUS	4	1	0	1
DALLAS	5	0	0	0
DETROIT	4	1	2	3
EDMONTON	3	0	1	1
FLORIDA	23	2	4	6
LOS ANGELES	6	1	1	2
MINNESOTA	5	1	1	2
MONTREAL	18	1	1	2
NASHVILLE	5	0	1	1
NEW JERSEY	5	0	1	1
N.Y. ISLANDERS	28	2	7	9
N.Y. RANGERS	28	1	5	6
OTTAWA	18	1	4	5
PHILADELPHIA	29	4	8	12
PHOENIX	6	0	1	1
PITTSBURGH	31	0	6	6
SAN JOSE	4	0	1	1
ST. LOUIS	3	0	0	0
TAMPA BAY	21	0	2	2
TORONTO	20	1	3	4
VANCOUVER	2	0	1	1
WASHINGTON	21	0	7	7

CAREER HIGHLIGHTS

First NHL Game: 10/6/06 at CAR

First NHL Goal: 12/19/06 vs. ATL (Lehtonen)

First NHL Assist: 11/9/06 vs. CHI

Most Goals, Game: 2 (2x), last 12/11/10 at NYI

Most Assists, Game: 3 (2x), last - 11/1/08 vs. ATL

Most Points, Game: 4, 1/22/08 at PHI (1g, 3a)

Most Penalty Minutes, Game: 5, 3/17/07 vs. CAR

Most Shots, Game: 5, 3/28/08 vs. PHI

Most Time On Ice, Game: 31:02, 1/2/07 vs. NYR

Longest Point Scoring Streak: 4 games, 2/26/09-3/3/09 (2g, 3a)

Longest Goal Scoring Streak: 2 games, 3/1/09-3/3/09 (2g)

Longest Assist Streak: 3 games (4x), last - 2/10/10-2/13/10 (3a)

Hat Tricks: None

Multiple-Point Games: 9 (1, 4-point; 1, 3-point; 7, 2-point)

Penalty Shots, Career: None

Shootout Attempts: None

CAREER STATISTICS

Year	Team	League	REGULAR SEASON													PLAYOFFS				
			GP	G	A	PTS	PIM	+/-	PP	SH	GW	S	ATOI	GP	G	A	PTS	PIM		
1996-97	Hammarby	Sweden Jr.	13	0	0	0	-	-	-	-	-	-	-	-	-	-	-	-	-	-
1997-98	Hammarby	Sweden Jr.	26	3	11	14	70	-	-	-	-	-	-	-	-	-	-	-	-	-
1998-99	Hammarby	Sweden Jr.	38	14	31	45	45	-	-	-	-	-	-	-	-	-	-	-	-	-
1999-00	Hammarby	Sweden Jr.	33	3	18	21	48	-	-	-	-	-	-	-	-	-	-	-	-	-
	Hammarby	Sweden-2	1	0	0	0	0	-	-	-	-	-	-	-	-	-	-	-	-	-
2000-01	Moncton	QMJHL	44	11	38	49	147	-	-	-	-	-	-	-	-	-	-	-	-	-
	Victoriaville	QMJHL	24	3	16	19	112	-	-	-	-	-	-	-	-	-	-	-	-	-
2001-02	Hammarby	Sweden-2	46	11	14	25	66	-	-	-	-	-	-	-	-	-	-	-	-	-
2002-03	Hammarby	Sweden-2	48	15	25	40	200	-	-	-	-	-	-	-	-	-	-	-	-	-
2003-04	Djurgarden	Sweden	42	4	4	8	173	-	-	-	-	-	-	-	-	-	-	-	-	-
2004-05	Djurgarden	Sweden	49	2	4	6	139	-	-	-	-	-	-	-	-	-	-	-	-	-
2005-06	Frolunda	Sweden	47	8	11	19	95	-	-	-	-	-	-	-	-	-	-	-	-	-
2006-07	New Jersey	NHL	76	2	9	11	61	-5	0	0	0	55	18:30	-	-	-	-	-	-	-
2007-08	New Jersey	NHL	75	6	20	26	46	27	2	0	0	63	19:01	-	-	-	-	-	-	-
2008-09	New Jersey	NHL	82	7	22	29	30	21	1	1	4	108	20:52	-	-	-	-	-	-	-
2009-10	New Jersey	NHL	40	2	2	4	18	2	0	0	0	44	21:11	-	-	-	-	-	-	-
	Atlanta	NHL	27	1	8	9	12	6	0	0	0	24	21:22	-	-	-	-	-	-	-
2010-11	Atlanta	NHL	82	2	15	17	22	-12	0	0	0	90	20:43	-	-	-	-	-	-	-
NHL Totals (5 seasons)			382	20	76	96	189	36	3	1	4	384		18	0	2	2	14		
Thrashers Totals (2 seasons)			109	3	23	26	34	6	0	0	0	114		-	-	-	-	-	-	-



ONDREJ PAVELEC

GOALTENDER

HEIGHT: 6-3

WEIGHT: 220

CATCHES: LEFT

BORN: AUGUST 31, 1987

KLADNO, CZECH REPUBLIC

31

2010-11 SEASON: Has set career-highs this season with 58 games played, 21 wins and four shutouts... Stopped all 29 shots, posting his fourth shutout of the season, on 4/7 at NYR... Appeared in his 100th career game on 2/1 vs. NYI... Earned his third shutout of the season with a 1-0 win on 1/26 vs. WSH... Made a season-high 45 saves on 46 shots in a 3-1 win on 12/4 @ WSH... Compiled a franchise record and career-high six consecutive victories from 11/19-11/30 while stopping 183 of 188 shots (.973 pct.) during the streak... Named the NHL's 'First Star' for the week ending 11/28 after stopping 97 of 99 shots en route to three consecutive home wins, including a 3-0 shutout win over Montreal (11/26)... Posted his second shutout of the season (3-0) against MTL on 11/26, recording his fourth straight win in the process... Posted his first shutout of the season on 11/19 vs. WSH (5-0).

2009-10 SEASON: Appeared in 42 games during his first full NHL season, earning a 14-18-7 record with two shutouts, a 3.29 goals-against average and a .906 save percentage... Set new career-highs in games played, wins, shutouts, GAA and save percentage... Began the season with back-to-back wins on 10/3 and 10/8, posting a 2.50 GAA and a .929 save percentage in those games... Won two straight starts from 10/31-11/3, posting a 2.50 GAA and a .944 save percentage in those games... Made a career-high 50 saves on a career-most 51 shots against on 10/31 at OTT... Recorded his first-career shutout with 38 saves on 11/13 vs. LA... Won back-to-back starts for the third time this season from 11/25-11/27... Posted his second shutout, with a 4-0 save performance, on 11/25 at DET... Recorded his first career point with one assist on 1/12 vs. OTT... Posted a 3-0-1 record over a four-game span from 1/12-1/19, earning a 2.23 GAA and a .933 save percentage... Was a member of the Czech Republic team at the 2010 Winter Olympics.

PROFESSIONAL CAREER: Appeared in 61 NHL games with the Thrashers, posting a 20-28-7 record with a 3.33 GAA and a .902 save percentage... Earned a 51-36-5 record with five shutouts, a 2.69 GAA and a .912 save percentage in 92 career games with Chicago (AHL)... Appeared in 24 post-season games with Chicago, while helping the Wolves capture the 2008 Calder Cup Championship... 2008-09: Appeared in 40 games with Chicago (AHL), earning an 18-20-2 record with three shutouts, a 2.58 GAA and a .914 save percentage... Set new career bests for shutouts, GAA and save percentage... Also appeared in 12 NHL games with Atlanta, posting a 3-7-0 record with a 3.61 GAA and a .880 save percentage... Earned four consecutive wins with Chicago from 10/17-10/25, recording one shutout, a 1.50 GAA and a .945 save percentage during that span... Earned his second shutout of the season with a 35-save performance on 10/29 vs. Providence... Earned his first recall of the season by Atlanta on 11/1... Earned a 2-0-0 record in three appearances during his first stint with the Thrashers... Re-assigned to Chicago on 11/10 and recalled two days later for the second time this season... Appeared in six games with Atlanta during his second recall from 11/12-12/19... Returned to the Wolves lineup on 12/21 vs. Rockford and won four straight starts from 2/21-3/1, recording one shutout, a 0.75 GAA and a .978 save percentage in that span... Recalled by Atlanta for the third time on 4/5 and played one game on 4/7 vs. WSH... 2007-08: Posted a 33-16-3 record with two shutouts, a 2.77 GAA and a .911 save percentage in 52 games with the Chicago Wolves (AHL)... Ranked first among rookies and second overall in the AHL in wins... Earned his first AHL win in his debut on 10/6 at Houston... Recalled by Atlanta on 10/19... Posted a 3-3-0 record with a 3.11 GAA and a .904 save percentage in seven appearances with the Thrashers... Made his NHL debut in relief duty on 10/20 at TB... Collected his first NHL win in his first start on 11/3 at TB... Posted a three-game winning streak from 11/3-11/9, earning a 1.98 GAA and a .942 save percentage

during that stretch... Re-assigned to the Wolves on 12/1... Recorded a season-high seven-game winning streak from 12/13-1/2, posting a 2.66 GAA and a .911 save percentage in those games... Posted his first professional shutout on 2/8 at Iowa... Named the AHL Goaltender of the Month for February... Earned his second shutout of the season on 4/5 vs. Quad City... Earned a 16-8 record with two shutouts, a 2.34 GAA and a .921 save percentage in 24 playoff games while leading the Wolves to the 2008 Calder Cup Championship... Set a franchise record and became just the third goalie in AHL history to record 16 wins in a single post-season... Made his professional playoff debut on 4/16 vs. Milwaukee... Collected his first playoff win on 4/18 vs. Milwaukee... Made 30 saves on 4/26 vs. Milwaukee to post his first professional playoff shutout... Posted a five-game winning streak from 5/11-5/20... Made 25 saves in the Wolves Calder Cup-clinching win on 6/10 vs. Wilkes-Barre.

AMATEUR CAREER: Earned a 55-29 record with four shutouts and a 2.51 GAA in two seasons with Cape Breton (QMJHL) from 2005-06 to 2006-07... 2006-07: Posted a 28-11 with one shutout, a 2.52 GAA and a .908 save percentage in 43 games with Cape Breton... Led QMJHL goaltenders in GAA and finished third in save percentage... Earned the QMJHL's Jacques Plante Trophy with the lowest GAA among league goalies for the second consecutive season... Named a QMJHL First-Team All-Star... Earned a career-high in wins, which tied for fifth in the league... Named the QMJHL's Player of the Month for January after posting a 4-0 record, a 1.49 GAA, .951 save percentage and one shutout in four games... Earned an 11-5 record and led league goaltenders with a 2.29 GAA and .920 save percentage in 16 post-season games to help the Screaming Eagles reach the league semifinals... 2005-06: Made his North American debut with Cape Breton, posting a 27-18 record, three shutouts, a 2.51 GAA and a .929 save percentage in 47 games... Named the QMJHL's Best Goaltender, Defensive Rookie of the Year and Rookie of the Year... Selected as a QMJHL First-Team All-Star... Named to the QMJHL All-Rookie Team... Ranked second among rookie goalies in GAA and minutes... Named QMJHL Rookie of the Month for February after going 7-2 with a 2.11 GAA and a .938 save percentage... Posted a 4-5 record with a 2.25 GAA and a 926 save percentage in nine playoff games.

EUROPEAN CAREER: Spent two seasons with the Kladno organization in Czech Republic from 2003 to 2005... 2004-05: Recorded a 2.31 GAA with seven shutouts and .929 save percentage in 39 games with Kladno of the Czech Republic Junior League... Earned one shutout and a 2.45 GAA in 10 playoff games... 2003-04: Posted a 2.22 GAA and three shutouts with Kladno's under-17 team.

INTERNATIONAL CAREER: Won a Gold Medal at the 2010 IIHF World Championships and was a member of the 2010 Czech Republic Olympic Team... Appeared in the 2007 World Junior Championships... Helped the Czech Republic to fourth place at the 2005 World Under-18 Championships.

CAREER TRANSACTIONS: Selected by the Thrashers in the second round, 41st overall, of the 2005 NHL Entry Draft.

CAREER VS NHL

TEAM	GP	W-L-OT
ANAHEIM	-	-
ATLANTA	-	-
BOSTON	8	2-3-1
BUFFALO	3	0-2-1
CALGARY	1	0-1-0
CAROLINA	10	1-5-2
CHICAGO	2	0-0-2
COLORADO	2	1-1-0
COLUMBUS	3	0-3-0
DALLAS	2	1-1-0
DETROIT	2	2-0-1
EDMONTON	-	-
FLORIDA	6	4-1-0
LOS ANGELES	1	1-0-0
MINNESOTA	1	1-0-0
MONTREAL	5	3-2-1
NASHVILLE	2	1-0-0
NEW JERSEY	6	2-2-1
N.Y. ISLANDERS	5	2-3-0
N.Y. RANGERS	-	-
OTTAWA	8	4-3-0
PHILADELPHIA	4	2-1-0
PHOENIX	2	0-1-1
PITTSBURGH	7	0-7-0
SAN JOSE	1	0-0-0
ST. LOUIS	3	1-1-1
TAMPA BAY	10	2-3-4
TORONTO	7	3-3-1
VANCOUVER	1	0-1-0
WASHINGTON	14	4-9-0

CAREER HIGHLIGHTS

First NHL Game: 10/20/07 at TB

First NHL Victory: 10/20/07 at TB

Most Saves, Game: 50, 10/31/09 at OTT

Most Shots Faced, Game: 51, 10/31/09 at OTT

30-or-More Shots Faced, Game: 67, last - 4/8/11 vs. CAR

40-or-More Shots Faced, Game: 18, last - 1/17/11 at FLA

Longest Winning Streak, Career: 6 games, 11/19/10-11/30/10

Shutouts: 6, last - 4/7/11 at NYR (29 saves)

Overtime Record: 8-7-0


Shootout Record: 3-9

Shootout: 20 saves-35 shots, .571%

Penalty Shots Record: 4 shots - 2 saves

CAREER STATISTICS

Year	Team	League	REGULAR SEASON									PLAYOFFS					
			GP	W	L	OT	MINS	GA	SO	GAA	GP	W	L	MINS	GA	SO	GAA
2003-04	Kladno	Czech U-17	38	-	-	-	2079	77	3	2.22	2	-	-	67	7	0	6.27
2004-05	Kladno	Czech Jr.	39	-	-	-	2218	85	7	2.30	10	-	-	587	24	1	2.45
	HK LEV Slany	Czech-3	1	-	-	-	60	4	0	4.00	-	-	-	-	-	-	-
2005-06	Cape Breton	QMJHL	47	27	18	0	2578	108	3	2.51	9	4	5	507	19	0	2.25
2006-07	Cape Breton	QMJHL	43	28	11	0	2335	98	1	2.52	16	11	5	970	37	2	2.29
2007-08	Atlanta	NHL	7	3	3	0	347	18	0	3.11	-	-	-	-	-	-	-
	Chicago	AHL	52	33	16	5	3033	140	2	2.77	24	16	8	1438	56	2	2.34
2008-09	Atlanta	NHL	12	3	7	0	599	36	0	3.61	-	-	-	-	-	-	-
	Chicago	AHL	40	18	20	2	2417	104	3	2.58	-	-	-	-	-	-	-
2009-10	Atlanta	NHL	42	14	18	7	2317	127	2	3.29	-	-	-	-	-	-	-
2010-11	Atlanta	NHL	58	21	23	9	3225	147	4	2.73	-	-	-	-	-	-	-
NHL/Thrashers Totals (4 seasons)			119	41	51	16	6489	328	6	3.03	-	-	-	-	-	-	-



JIM SLATER

CENTRE

HEIGHT: 6-0

SHOOTS: LEFT

WEIGHT: 200

BORN: DECEMBER 9, 1982

LAPEER, MICHIGAN

19

2010-11: Earned his 100th career point (assist) on 12/28 at PIT ... Contributed with an assist and a plus-4 rating against NJ on 12/18 ... Has scored five goals this season, including his latest in a 4-3 overtime victory at OTT on 12/13.

2009-10: Appeared in 61 games with the Thrashers, recording 18 points (11g, 7a) ... Set a new career-high in goals ... Tied career-highs with one power play goal and two game-winning goals ... Awarded with the 2010 Dan Snyder Memorial Trophy and was co-winner of the Gilner-Reeves Community Service Award ... Scored his first goal of the season on 12/17 vs. DAL ... Tied his career-high with two goals on 1/5 at PIT ... Scored three goals over a two-game span from 1/5-1/7 ... Earned seven points (4g, 3a) over an eight-game stretch from 1/5-1/19 ... Appeared in his 300th career game on 1/16 at CAR ... Matched his season and career-high with two goals, including the game winner, on 1/28 at PHI ... Tied his career-high with six shots on 2/6 vs. FLA ... Recorded points in back-to-back games (1g, 1a) on 2/13 and 3/2 ... Collected his second game-winning goal of the season on 3/16 vs. BUF ... Tied his season-high with two points (1g, 1a) on 3/18 vs. OTT ... Matched his career-high with six shots on goal on 3/25 vs. TOR.

2008-09: Tallied 18 points (8g, 10a) in 60 games with the Thrashers ... Ranked second on the team with a career-high tying two short-handed goals ... Scored his first goal of the season on 10/24 at DET ... Earned assists in back-to-back games from 12/3-12/6 ... Recorded his 10th point of the season with an assist on 1/4 vs. TB ... Earned four points (2g, 2a) over a six-game stretch from 12/30-1/10 ... Recorded points in back-to-back games (1g, 1a) from 1/17-1/20 ... Missed 15 games with a shoulder injury from 1/21-2/26 ... Returned from injury and scored his sixth goal of the season on 3/3 vs. FLA ... Recorded three points (2g, 1a) in five games from 3/3-3/12 ... Scored his second shorthanded goal of the season, fourth of his career, on 4/5 at WSH.

2007-08: Appeared in 69 games for Atlanta, posting 13 points (8g, 5a) ... Set a new career best and tied for the team lead with two short-handed goals ... Set a new career high with two assists and posted a season-high plus-two rating on 12/7 vs. NYR ... Missed nine games with a lower-body injury from 12/29-1/15 ... Appeared in three games with the Chicago Wolves (AHL) on a conditioning assignment from 1/16-1/23 ... Scored his first two goals of the season in back-to-back games on 1/30 vs. PIT and 2/1 vs. BUF ... Posted goals in back-to-back games on 3/1 at BOS and 3/2 at PIT ... Appeared in his 200th career NHL game on 3/5 vs. CAR ... Earned his first-career two-goal game, including the first shorthanded tally of his career, on 3/21 vs. WSH ... Scored his second-career shorthanded goal on 3/28 at CAR.

2006-07: Played in a career-high 74 games, recording 19 points (5g, 14a) ... Set a new career-high in assists and ranked fifth on the team with a plus-eight rating ... Missed four games with a lower-body injury from 11/30-12/7 ... Played in his 100th career NHL game on 12/15 vs. WSH ... Set career-high with three-game point streak (1g, 2a) from 12/26-12/30 ... Recorded assists in career-high tying consecutive games for the third time in his career from 12/27-12/30 ... Took a career-high six shots on goal on 1/1 at OTT ... Matched career-high with two points (1g, 1a) on 2/1 vs. NYI ... Tied career-high three-game point streak (2g, 2a) from 2/1-2/6 ... Earned two assists over a three-game span from 3/8-3/12 ... Made his NHL post-season debut on 4/12 vs. NYR ... Appeared in four playoff games.

2005-06: Recorded 20 points (10g, 10a) in 71 games during his rookie season with the Thrashers ... Earned 18 of his 20 points at even strength ... Made his NHL debut on 10/5 at FLA ... Earned two points (1g,

1a) in four games with the Wolves... recalled by Atlanta on 10/22 after being re-assigned to Chicago on 10/6 ... Earned his first NHL point with one assist on 11/4 at WSH ... Scored his first NHL goal on 11/9 vs. PIT ... Earned six points (3g, 3a) over a six-game span from 11/4-11/16 ... Skated in a career-high 19:27 of ice time on 3/6 vs. FLA ... Won 57.6% of his face-offs (84-for-146) during the final 22 games, including winning 91% (10-for-11) on 3/18 vs. PHI ... Earned a two-game goal and point streak (2g) from 4/1-4/3.

AMATEUR CAREER: Recorded 172 points (64g, 108a) and 144 penalty minutes in 157 career games with Michigan State University from 2001 to 2005...Missed just six games during his four-year tenure and appeared in 88 consecutive games from 3/7/03 to 3/19/05, including every game of his junior and senior seasons ... Named Michigan State's MVP in consecutive seasons (2003-04 and 2004-05) ... Two-time selection to the CCHA First All-Conference Team (2002-03 and 2003-04). **2004-05:** Ranked fifth in the CCHA and shared 11th in the nation with a team-best and career-high tying 48 points (16g, 32a) in 41 games with MSU ... Tied for fourth in the CCHA, tied for ninth in the country and led the Spartans with a career-best 32 assists ... Tied for 18th in the CCHA and third on Michigan State with 16 goals ... Ranked third on MSU with a career-best eight power play goals. **2003-04:** A Top 10 Finalist for the Hobey Baker Memorial Trophy ... Finalist for the CCHA Player of the Year Award ... Recipient of Michigan State's Outstanding Offensive Player Award ... Tied for 10th among all NCAA Division I players, tied for CCHA lead and led his team with 48 points (19g, 29a) in 42 games with the Spartans ... Tied for fourth in the CCHA and second on MSU with a career-best 19 goals ... Ranked fourth in the league and 11th in the nation with a team-best 29 assists ... Scored a career-high four game-winning goals ... Led CCHA with a career-best plus-27 rating ... Named CCHA Player of the Month for February. **2002-03:** Recorded 44 points (18g, 26a) in 37 games with Michigan State ... Named to the NCAA Second All-American Team and named a CCHA First-Team All-Star ... Ranked 10th in the CCHA and led Michigan State underclassmen in points ... Ranked second on Spartans in goals, and was 10th in the league and third on team in assists. **2001-02:** Recorded 32 points (11g, 21a) in 37 games as a freshman at Michigan State ... Led MSU freshmen in goals, assists and points ... Ranked second on the team in assists and was fourth in points and assists ... Honored as Michigan State's Rookie of the Year ... Named to the CCHA All-Rookie Team.

INTERNATIONAL CAREER: Member of the United States team at the 2006 World Championships in Riga, Latvia, tallying one assist in seven games ... Played for USA at the 2002 World Junior Championships, recording five points (1g, 4a) in seven games ... Led team in assists and was third in points.

CAREER TRANSACTIONS: Selected by the Thrashers in the first round, 30th overall, of the 2002 NHL Entry Draft.

CAREER VS NHL

TEAM	GP	G	A	PTS
ANAHEIM	4	0	0	0
ATLANTA	-	-	-	-
BOSTON	20	3	2	5
BUFFALO	17	2	4	6
CALGARY	4	0	1	1
CAROLINA	32	6	4	10
CHICAGO	4	1	1	2
COLORADO	6	0	0	0
COLUMBUS	6	0	0	0
DALLAS	3	1	0	1
DETROIT	4	1	1	2
EDMONTON	3	1	0	1
FLORIDA	31	2	8	10
LOS ANGELES	3	1	1	2
MINNESOTA	5	1	0	1
MONTREAL	16	1	2	3
NASHVILLE	7	2	0	2
NEW JERSEY	19	1	1	2
N.Y. ISLANDERS	20	2	6	8
N.Y. RANGERS	14	2	2	4
OTTAWA	21	3	4	7
PHILADELPHIA	15	3	1	4
PHOENIX	3	0	1	1
PITTSBURGH	19	7	2	9
SAN JOSE	3	0	1	1
ST. LOUIS	6	0	0	0
TAMPA BAY	33	3	5	8
TORONTO	15	1	3	4
VANCOUVER	4	0	0	0
WASHINGTON	34	3	3	6

CAREER HIGHLIGHTS

First NHL Game: 10/5/05 at FLA

First NHL Goal: 11/9/05 vs. PIT

First NHL Assist: 11/4/05 at WSH

Most Goals, Game: 2 (3x), last - 1/28/10 at PHI

Most Assists, Game: 2, 12/7/07 vs. NYR

Most Points, Game: 2 (10x), last - 3/18/10 vs. OTT

Most Penalty Minutes, Game: 10 (3x), last - 3/6/09 vs. MTL

Most Shots, Game: 6 (3x), last - 3/25/10 vs. TOR

Most Time On Ice, Game: 19:27, 3/6/06 vs. FLA

Longest Point Scoring Streak: 3 games (3x), last - 1/17/09-3/3/09 (2g, 1a)

Longest Goal Scoring Streak: 2 games (6x), last - 3/16/10-3/18/10 (2g)

Longest Assist Streak: 2 games (6x), last - 12/18/10-12/20/10 (2a)

Hat Tricks: None

Multiple-Point Games: 10 (10, 2-point)

Penalty Shots: 2 (0 goals), last - 10/29/09 vs. WSH (Varlamov) - no goal

Shootout Attempts: 1-1, 100%

CAREER STATISTICS

Year	Team	League	REGULAR SEASON													PLAYOFFS				
			GP	G	A	PTS	PIM	+/-	PP	SH	GW	S	ATOI	GP	G	A	PTS	PIM		
1998-99	Cleveland	NAHL	50	13	20	33	58	-	-	-	-	-	-	-	2	0	0	0	2	
1999-00	Cleveland	NAHL	56	35	50	85	129	-	-	-	-	-	-	-	3	1	3	4	4	
2000-01	Cleveland	NAHL	48	27	37	64	122	-	-	-	-	-	-	-	6	6	6	12	6	
2001-02	Michigan State	CCHA	37	11	21	32	50	-	-	-	-	-	-	-	-	-	-	-	-	
2002-03	Michigan State	CCHA	37	18	26	44	26	-	-	-	-	-	-	-	-	-	-	-	-	
2003-04	Michigan State	CCHA	42	19	29	48	38	-	-	-	-	-	-	-	-	-	-	-	-	
2004-05	Michigan State	CCHA	41	16	32	48	30	-	-	-	-	-	-	-	-	-	-	-	-	
2005-06	Atlanta	NHL	71	10	10	20	46	1	1	0	0	108	10:05	-	-	-	-	-		
	Chicago	AHL	4	0	2	2	2	-	-	-	-	-	-	-	-	-	-	-	-	
2006-07	Atlanta	NHL	74	5	14	19	62	8	0	0	2	90	10:13	4	0	0	0	2		
2007-08	Atlanta	NHL	69	8	5	13	41	-10	0	2	0	95	10:23	-	-	-	-	-		
	Chicago	AHL	3	0	0	0	0	-	-	-	-	-	-	-	-	-	-	-	-	
2008-09	Atlanta	NHL	60	8	10	18	52	0	0	2	0	94	11:14	-	-	-	-	-		
2009-10	Atlanta	NHL	61	11	7	18	60	1	1	0	2	107	12:12	-	-	-	-	-		
2010-11	Atlanta	NHL	36	5	7	12	19	4	0	0	1	53	10:34	-	-	-	-	-		
NHL/Thrashers Totals (5 seasons)			371	47	53	100	280	4	2	4	5	547		4	0	0	0	0	2	



TIM STAPLETON

RIGHT WING

HEIGHT: 5-9

WEIGHT: 180

SHOOTS: RIGHT

BORN: JULY 19, 1982

FOREST PARK, ILLINOIS

14

2010-11: Scored the game-winning goal in overtime on 3/9 at CAR ... Scored his first goal of the season on 2/27 vs. TOR ... Recorded his first point of the season (assist) on 1/22 vs. NYR ... Scored the game-deciding goal in the shootout on 12/30 vs. BOS ... Was signed by the Thrashers as an unrestricted free agent on 11/30.

2009-10: Played 73 games with the Chicago Wolves scoring 30 goals and 29 assists... Appeared in six games with the Atlanta Thrashers, scoring twice.

2008-09: Appeared in 70 games with the Toronto Marlies in 2008-09... Led the Marlies in goals (28), assists (51) and points (79)... Appeared in four games with the Toronto Maple Leafs that season and recorded his first NHL goal and his first NHL point on 2/28/09 at OTT... First career NHL goal was scored in his second career NHL game.

2005-06: Made his pro hockey debut with the Portland Pirates after finishing his senior season with the University of Minnesota-Duluth Bulldogs... First game with the Pirates was on Mar. 25/06 at Norfolk... Recorded five assists in nine games with the Pirates...

INTERNATIONAL CAREER: Played two seasons with Jokerit of ST-liiga between 2006-2008... Recorded a total of 110 points (48g, 62a) in 111 games with Jokerit... Led the team in goal scoring in 2007-08 with 29 goals.

AMATEUR CAREER: Led the Green Bay Gamblers (USHL) in points during the 2001-02 season with 60 (24g, 36a) in 61 games... Led University of Minnesota-Duluth in scoring in his freshman season in 2002-03 (14g, 28a) and also his senior season in 2005-06 (14g, 16a)...

CAREER TRANSACTIONS: Traded from Toronto Maple Leafs with Pavel Kubina to Atlanta in exchange for Colin Stuart and Garnet Exelby on 7/1/09.



CAREER VS NHL

TEAM	GP	G	A	PTS
ANAHEIM	0	0	0	0
ATLANTA	0	0	0	0
BOSTON	3	0	0	0
BUFFALO	2	0	0	0
CALGARY	3	0	0	0
CAROLINA	7	1	0	1
CHICAGO	0	0	0	0
COLORADO	0	0	0	0
COLUMBUS	0	0	0	0
DALLAS	0	0	0	0
DETROIT	0	0	0	0
EDMONTON	1	0	0	0
FLORIDA	2	0	0	0
LOS ANGELES	0	0	0	0
MINNESOTA	0	0	0	0
MONTREAL	2	0	0	0
NASHVILLE	1	0	1	1
NEW JERSEY	6	1	0	1
N.Y. ISLANDERS	4	0	0	0
N.Y. RANGERS	3	0	1	1
OTTAWA	5	1	0	1
PHILADELPHIA	3	1	0	1
PHOENIX	1	0	0	0
PITTSBURGH	2	2	0	2
SAN JOSE	0	0	0	0
ST. LOUIS	1	0	0	0
TAMPA BAY	3	0	0	0
TORONTO	4	1	0	1
VANCOUVER	1	0	0	0
WASHINGTON	3	1	0	1

CAREER HIGHLIGHTS

First NHL Game: 2/26/09 at NYI

First NHL Goal: 2/28/09 at OTT (Elliott)

First NHL Assist: 1/22/11 vs. NYR

Most Goals, Game: 1 (8x), last - 4/10/11 vs. PIT

Most Assists, Game: 1 (2x), last - 4/5/11 at NSH

Most Points, Game: 1 (10x), last - 4/10/11 vs. PIT

Most Penalty Minutes, Game: 2 (7x), last - 3/29/11 at MTL

Most Shots, Game: 3 (7x), 4/8/11 vs. CAR

Most Time On Ice, Game: 15:15, 2/27/11 vs. TOR

Longest Point Scoring Streak: 2 games (2x), last - 3/15/11-3/17/11 (2g)

Longest Goal Scoring Streak: 2 games (2x), last - 3/15/11-3/17/11 (2g)

Longest Assist Streak: 1 game (2x), last - 4/5/11 at NSH

Hat Tricks: None

Multiple-Point Games: 2 (2, 2-point)

Penalty Shots: None

Shootout Attempts: 1-1, 100%

CAREER STATISTICS

Year	Team	League	REGULAR SEASON													PLAYOFFS				
			GP	G	A	PTS	PIM	+/-	PP	SH	GW	S	ATOI	GP	G	A	PTS	PIM		
2000-01	Green Bay	USHL	52	7	15	22	8	-	-	-	-	-	-	-	-	-	-	-	-	-
2001-02	Green Bay	USHL	61	24	36	60	10	-	-	-	-	-	-	-	-	-	-	-	-	-
2002-03	U. Minn-Duluth	WCHA	42	14	28	42	6	-	-	-	-	-	-	-	-	5	0	3	3	8
2003-04	U. Minn-Duluth	WCHA	43	16	25	41	18	-	-	-	-	-	-	-	-	-	-	-	-	-
2004-05	U. Minn-Duluth	WCHA	38	19	20	39	6	-	-	-	-	-	-	-	-	-	-	-	-	-
2005-06	U. Minn-Duluth	WCHA	39	14	16	30	4	-	-	-	-	-	-	-	-	-	-	-	-	-
	Portland	AHL	9	0	5	5	4	-	-	-	-	-	-	-	-	-	-	-	-	-
2006-07	Jokerit	SM-liiga	56	19	29	48	24	-	-	-	-	-	-	-	-	-	-	-	-	-
2007-08	Jokerit	SM-liiga	55	29	33	62	36	-	-	-	-	-	-	-	-	-	-	-	-	-
2008-09	Toronto	NHL	4	1	0	1	0	-3	0	0	0	0	9	-	5	0	3	3	8	-
	Toronto	AHL	70	28	51	79	26	9	8	0	5	-	-	-	-	-	-	-	-	-
2009-10	Atlanta	NHL	6	2	0	2	2	1	1	0	0	6	-	-	-	-	-	-	-	-
	Chicago	AHL	73	30	29	59	18	22	6	3	6	-	-	-	-	-	-	-	-	-
2010-11	Atlanta	NHL	45	5	2	15	12	-10	1	0	1	44	-	-	-	-	-	-	-	-
	Chicago	AHL	4	1	3	4	2	2	0	0	0	12	-	-	-	-	-	-	-	-
	San Antonio	AHL	20	8	7	15	2	7	4	0	1	57	-	-	-	-	-	-	-	-
NHL Totals (3 seasons)			55	8	2	10	14	-12	2	0	1	59								
Thrashers Totals (1 season)			45	5	2	15	12	-10	1	0	1	44								



MARK STUART

DEFENCE

HEIGHT: 6-2
WEIGHT: 213

SHOOTS: LEFT
BORN: APRIL 27, 1984
ROCHESTER, MINNESOTA

5

2010-11: Blocked seven shots on 4/7 @ NYR... Scored his first point in a Thrashers uniform (goal) on 3/27 vs. OTT... Recorded 24 penalty minutes, 50 hits and 37 blocked shots in 21 games with Atlanta... Acquired by Atlanta from Boston on 2/18 in a four-player deal... Totaled five points (1g, 4a) in 31 games with Boston prior to being traded... Had three points (1g, 2a) and a plus-5 rating in five games from 1/17-2/15... Scored his first goal of the season on 1/17 vs. CAR.

2009-10: Injuries limited him to 56 games ... When he missed the 12/18 game with a broken sternum it snapped a 214 consecutive games played (regular season & playoffs) streak, as he had not missed a game since breaking into the NHL on a full-time basis at the start of the 2007-08 season ... Had points in consecutive games 10/16-17 (1g, 1a) ... Had six fighting majors, including two in one game on 3/11 at Philadelphia ... Played his 200th NHL game 10/10 vs. NY Islanders ... Missed 26 regular season games and the first nine playoff games to injury.

2008-09: Played in all 82 games for the second straight season ... Established career season-highs in all categories with 5g, 12a ... Had three multiple-point games, all two-point efforts including his first career multiple-point game with two goals 12/12 in Atlanta ... Had points in consecutive games twice, from 12/12-13 (2g, 1a) and 3/22-28 (0g, 2a).

2007-08: Played his first full NHL season and was one of three Bruins to play in all 82 games ... Had points in consecutive games 3/20-22 (1g, 1a) ... Played his 100th NHL game 3/8 vs. Washington ... Played his first career game vs. one of his brothers when he and older brother Colin faced off in Colin's first NHL game 12/29 in Atlanta ... He and Colin also scored in the same game when both tallied on 12/31 in Boston with Mark's goal proving the game-winner and Colin's his first in the NHL ... Played his first NHL playoff game 4/10 in Montreal and recorded his first playoff point with an assist 4/13 vs. the Canadiens.

2006-07: Began the season as a non-roster player while recuperating from off-season knee surgery ... Assigned to Providence/AHL on 11/7 and spent most of the season in Providence with 4g, 16a totals and 62 PIM in 49 AHL Bruins games ... Recalled on three occasions to Boston - from 11/21-12/9 (0g, 1a in 7 games), 3/13-25 and 3/23-29 ... Did not dress for four games (coach's decision).

2005-06: Played most of his first pro season with Providence/AHL with 4g, 3a totals and 76 PIM in 60 AHL Bruins games ... Recalled twice to Boston, from 3/10-11 and 3/13-4/15 ... Played his first NHL game 3/11 vs. NY Islanders, recorded his first NHL point with an assist 3/16 vs. Ottawa and scored his first NHL goal 4/10 vs. Washington ... Did not dress for one game.

College: Played three years of college hockey at Colorado College, where he captained the team his junior season ... Scored 54 points with 275 PIM in 118 career college games ... Named the WCHA's Defensive Player of the Year and a First Team West All-American in 2004-05 as he led the Tigers to the Frozen Four ... Named to the WCHA's All-Rookie Team in 2002-03 and was a Third Team All-WCHA selection in 2003-04 ... International: Captained Team USA to its first-ever Gold Medal at the 2004 World Junior Championships (0g, 2a totals and four PIM in six games) and also to their first-ever Gold Medal at the 2002 World Under-18 Championships ... Also played for Team USA in the World Championships in 2003 (0g, 1a with two PIM in seven games) and 2008 (four PIM in seven games).

CAREER TRANSACTIONS:

Boston's first pick, 21st overall, in the 2003 NHL Entry Draft... Acquired by the Thrashers with Blake Wheeler for Rich Peverley and Boris Valabik on 2/18, 2011.



CAREER VS NHL

TEAM	GP	G	A	PTS
ANAHEIM	3	0	0	0
ATLANTA	12	3	1	4
BOSTON	1	0	0	0
BUFFALO	25	0	2	2
CALGARY	2	0	0	0
CAROLINA	19	2	1	3
CHICAGO	3	0	0	0
COLORADO	2	0	0	0
COLUMBUS	3	0	0	0
DALLAS	3	1	1	2
DETROIT	4	0	0	0
EDMONTON	3	0	0	0
FLORIDA	16	1	0	1
LOS ANGELES	5	0	0	0
MINNESOTA	3	0	0	0
MONTREAL	25	1	2	3
NASHVILLE	4	0	0	0
NEW JERSEY	17	0	3	3
NY ISLANDERS	14	0	3	3
NY RANGERS	14	0	1	1
OTTAWA	25	1	2	3
PHILADELPHIA	16	0	3	3
PHOENIX	5	1	0	1
PITTSBURGH	17	0	2	2
ST. LOUIS	5	0	0	0
SAN JOSE	2	0	0	0
TAMPA BAY	14	2	0	2
TORONTO	27	1	4	5
VANCOUVER	4	0	0	0
WASHINGTON	13	1	2	3

CAREER HIGHLIGHTS

First NHL Game: 10/5/05 at FLA

First NHL Goal: 11/9/05 vs. PIT

First NHL Assist: 11/4/05 at WSH

Most Goals, Game: 2 (3x), last - 1/28/10 at PHI

Most Assists, Game: 2, 12/7/07 vs. NYR

Most Points, Game: 2 (10x), last - 3/18/10 vs. OTT

Most Penalty Minutes, Game: 10 (3x), last - 3/6/09 vs. MTL

Most Shots, Game: 6 (3x), last - 3/25/10 vs. TOR

Most Time On Ice, Game: 21:17, 10/30/10 @ OTT

Longest Point Scoring Streak: 3 games (3x), last - 1/17/09-3/3/09 (2g, 1a)

Longest Goal Scoring Streak: 2 games (6x), last - 3/16/10-3/18/10 (2g)

Longest Assist Streak: 2 games (6x), last - 12/18/10-12/20/10 (2a)

Hat Tricks: None

Multiple-Point Games: 10 (10, 2-point)

Penalty Shots: 2 (0 goals), last - 10/29/09 vs. WSH (Varlamov) - no goal

Shootout Attempts: 1-1, 100%

CAREER STATISTICS

Year	Team	League	REGULAR SEASON													PLAYOFFS				
			GP	G	A	PTS	PIM	+/-	PP	SH	GW	S	ATOI	GP	G	A	PTS	PIM		
2002-03	Colorado College	WCHA	38	3	17	20	81	-	-	-	-	-	-	-	-	-	-	-	-	-
2003-04	Colorado College	WCHA	37	4	11	15	100	-	-	-	-	-	-	-	-	-	-	-	-	-
2004-05	Colorado College	WCHA	42	5	13	18	94	-	-	-	-	-	-	-	-	-	-	-	-	-
2005-06	Boston	NHL	17	1	1	2	10	-1	1	0	0	9	-	-	-	-	-	-	-	-
	Providence	AHL	60	4	3	7	76	4	3	0	1	-	-	6	0	0	0	25	-	-
2006-07	Boston	NHL	15	0	1	1	14	7	0	0	0	4	-	-	-	-	-	-	-	-
	Providence	NHL	49	4	16	20	62	4	3	0	1	-	-	3	0	1	1	9	-	-
2007-08	Boston	NHL	82	4	4	8	41	2	0	0	1	60	-	7	0	1	1	8	-	-
2008-09	Boston	NHL	82	5	12	17	76	20	0	0	1	61	-	11	0	1	1	7	-	-
2009-10	Boston	NHL	56	2	5	7	80	1	0	0	0	53	-	4	0	0	0	6	-	-
2010-11	Boston	NHL	31	1	4	5	23	8	0	0	1	20	-	-	-	-	-	-	-	-
	Atlanta	NHL	23	1	0	1	24	-8	0	0	0	21	-	-	-	-	-	-	-	-
NHL Totals (6 seasons)			306	14	27	41	308	29	0	0	3	228	-	22	0	2	2	21	-	-
Thrashers Totals (1 seasons)			23	1	0	1	24	-8	0	0	0	21	-	-	-	-	-	-	-	-



CHRIS THORBURN

RIGHT WING

HEIGHT: 6-3

WEIGHT: 230

SHOOTS: RIGHT

BORN: JUNE 3, 1983

SAULT STE. MARIE, ONTARIO

22

2010-11: Leads Thrashers forwards with 71 blocked shots ... Ranks third on the team with 128 hits ... Set a career-high with his 19th point (goal) on 3/19 at BUF ... Set a career-high with his eighth goal on 3/15 at NJ ... Scored seven points (1g, 6a) in six-game span from 12/11 - 12/20 ... Set a new career-high with a three-point game (1g, 2a), also posting a plus-4 rating vs. NJ on 12/18 ... Strung together a career-high four-game point streak (3g, 1a) from 10/9 - 10/16 ... Scored three goals during a career-high three-game goal streak from 10/9 - 10/15 ... Tallied his first career power play goal at ANA on 10/15.

2009-10: Registered 13 points (4g, 9a) in 76 games for the Thrashers ... Led the team and tied for fifth in the NHL with a career-high three shorthanded goals ... Tied for second on the Thrashers with three shorthanded points ... Established a new career-high with 9:58 of average time on ice ... Earned a career-high plus-six rating ... Tallied one assist in the season-opening game on 10/3 vs. TB ... Began the season with assists in back-to-back games ... Scored his first goal of the season and appeared in his 200th career game on 10/16 at NJ ... Called for a season-high 15 penalty minutes on 11/13 vs. LA ... Earned a plus-three rating over a two game stretch from 1/5-1/7 ... Skated in a season-high 14:43 of ice time on 1/12 vs. OTT ... Earned three assists over a five game span from 3/12-3/30.

2008-09: Played in all 82 games for Atlanta, earning 15 points (7g, 8a) ... Set new career highs for games played, goals, penalty minutes (104), shots (85) and average time on ice per game (9:35) ... Established a season-high with three shots on 10/14 vs. MIN ... Recorded his first point of the season with one assist and earned a season-high plus-two rating on 11/9 at CAR ... Scored his first goal of the year on 11/25 at TOR ... Earned three points (2g, 1a) over a four-game stretch from 12/2-12/10 ... Set a career high with 16:38 of ice time on 12/13 at BOS ... Tallied a season-high two points (1g, 1a) on 1/20 vs. MTL ... Registered points in back-to-back games from 1/20-1/21, including goals in consecutive games, earning three points (2g, 1a) in that span ... Scored his seventh goal, the game-winner, on 3/8 vs. CGY ... 2007-08: Recorded 18 points (5g, 13a) in 73 games during his first season with the Thrashers ... Established new career highs in points and assists ... Took a career-high five shots on goal on two occasions ... Made his debut in a Thrashers uniform on 10/10 at OTT ... Scored his first goal of the season and first as a Thrasher on 11/9 at FLA ... Called for a career-high 17 penalty minutes on 1/18 at BUF ... Posted his first multiple-point game as a Thrasher with two points (1g, 1a) and earned a season-high plus-three rating in a season-high 14:58 of ice time on 3/13 vs. CGY ... Recorded a career-high two assists on 3/31 at TB ... Recorded eight points (2g, 6a) in the final 11 games of the season from 3/18-4/5.

2006-07: Appeared in 39 games with Pittsburgh, recording five points (3g, 2a) and 69 penalty minutes ... Earned a plus or even rating in 32 out of 39 contests and finished season with a plus-one rating ... Recorded a season-high 10 penalty minutes on two occasions ... Took a season-high three shots on goal five times ... Averaged 7:53 of ice time in his first full NHL season ... Did not dress for 32 of Pittsburgh's final 35 regular-season games ... Scored his first-career NHL goal on 11/6 at ANA ... Tallied his first-career game-winning goal on 11/28 vs. NYI ... Skated in a season-high 13:37 of ice time on 12/1 at NJ ... Had a two-game point streak (1g, 1a) from 12/11-12/13 ... 2005-06: Set AHL career highs with 77 games played, 23 goals, 27 assists and 50 points with Rochester ... Led the Amerks with 11 power play goals and was third on the team in points ... Began the season with a three-game point streak from 10/7-10/14, recording four points (1g, 3a) during

that stretch ... Established a season-high three points (2g, 1a) on 11/11 vs. Manitoba and tied it on 11/23 vs. Binghamton ... Earned his first NHL recall on 12/2 and made his NHL debut that night vs. SJ ... Tallied his first NHL point with an assist on 12/4 vs. COL ... Posted a season-high five-game point streak (2g, 6a) from 1/3-1/15, including a season-high tying three points (1g, 2a) on 1/3 at Manitoba ... Collected four points (3g, 1a) over a three-game span from 2/17-2/19 ... 2004-05: Recorded 29 points (12g, 17a) in 73 games with Rochester ... Scored the game-winning goal on 12/17 at St. John's ... Scored one goal and added one assist on 1/25 at Cleveland ... Registered two points (1g, 1a) on 1/28 vs. Binghamton ... 2003-04: Posted 22 points (6g, 16a) in 58 games during his first professional season with Rochester ... Recorded five points (3g, 2a) in 16 Calder Cup Playoff games ... Missed 21 games with a foot injury ... Scored his first professional goal, on the power play, on 12/27 at Toronto ... Recorded his first professional assist on 12/28 vs. Syracuse ... Posted two points (1g, 1a) on 2/18 vs. San Antonio for his first-career multiple-point game ... Recorded two assists on 2/29 vs. Syracuse ... Registered an assist on 3/5 vs. Binghamton for points in back-to-back games ... Recorded a point in four of Rochester's final six games ... Assisted on goals in back-to-back games on 4/2 and 4/3, both vs. Syracuse ... Had two assists on 4/9 vs. Syracuse ... Recorded his first professional post-season point (assist) on 4/21 vs. Syracuse.

AMATEUR CAREER: Tallied 203 points (79g, 124a) and 333 penalty minutes in 253 career Ontario Hockey League (OHL) games with North Bay, Saginaw and Plymouth ... 2002-03: Split the season between Saginaw and Plymouth, recording a career-high 71 points and 30 goals, and added 41 assists ... Led Saginaw with 38 points (19g, 19a) prior to being traded to Plymouth for Taylor Raszka on 1/6 ... Scored his first goal as a Whaler in a 4-2 win on 1/10 vs. Windsor ... Tallied two points (1g, 1a) on 1/11 vs. Sarnia ... Helped lead Plymouth to a West Division Title, recording 33 points (11g, 22a) in 27 games after the trade ... Ranked 13th in OHL playoff scoring with 20 points (11g, 9a) in 18 games and was named the Whalers MVP for the post season ... 2001-02: Led North Bay with 58 points (15g, 43a) in 67 games ... Recorded a career-high 112 penalty minutes ... Led team with 43 assists ... Scored his first career post-season goal ... 2000-01: Ranked fourth on North Bay with 54 points (22g, 32a) ... Scored eight power play goals ... 1999-00: Ranked 10th in scoring on North Bay with 20 points (12g, 8a) in 56 games during his rookie OHL season ... Scored three power play goals and one shorthanded goal ... 1998-99: Appeared in 40 games with Elliot Lake (NOJHA), recording 33 points (21g, 12a).

CAREER TRANSACTIONS: Selected by Buffalo in the second round, 50th overall, of the 2001 NHL Entry Draft ... Claimed off waivers by Pittsburgh from Buffalo on Oct. 3, 2006 ... Acquired by the Thrashers for a third-round selection (Robert Bortuzzo) in the 2007 NHL Entry Draft on June 22, 2007.



CAREER VS NHL

TEAM	GP	G	A	PTS
ANAHEIM	4	2	2	4
ATLANTA	1	0	0	0
BOSTON	16	0	0	0
BUFFALO	15	1	1	2
CALGARY	4	2	1	3
CAROLINA	29	1	3	4
CHICAGO	4	0	0	0
COLORADO	7	0	1	1
COLUMBUS	5	0	0	0
DALLAS	4	0	0	0
DETROIT	6	1	0	1
EDMONTON	4	0	0	0
FLORIDA	28	3	2	5
LOS ANGELES	4	1	0	1
MINNESOTA	4	0	0	0
MONTREAL	18	2	2	4
NASHVILLE	6	1	0	1
NEW JERSEY	20	3	4	7
N.Y. ISLANDERS	21	2	2	4
N.Y. RANGERS	18	0	3	3
OTTAWA	15	1	4	5
PHILADELPHIA	19	3	2	5
PHOENIX	3	1	0	1
PITTSBURGH	16	1	5	6
SAN JOSE	5	0	1	1
ST. LOUIS	7	0	1	1
TAMPA BAY	25	2	4	6
TORONTO	15	1	4	5
VANCOUVER	4	0	0	0
WASHINGTON	27	0	1	1

CAREER HIGHLIGHTS

- First NHL Game:** 12/2/05 vs. SJ
- First NHL Goal:** 11/6/06 at ANA (Giguere)
- First NHL Assist:** 12/4/05 at COL
- Most Goals, Game:** 1 (2Bx), last - 3/19/11 at BUF
- Most Assists, Game:** 2 (2x), last - 12/13/10 at OTT
- Most Points, Game:** 3, 12/18/10 vs. NJD (1g, 2a)
- Most Penalty Minutes, Game:** 17, 1/18/08 at BUF
- Most Shots, Game:** 5 (2x), last - 4/1/08 vs. FLA
- Most Time On Ice, Game:** 17:18, 1/26/11 vs. WSH
- Longest Point Scoring Streak:** 4 games, last - 10/9/10-10/16/10 (3g, 1a)
- Longest Goal Scoring Streak:** 3 games, 10/9/10-10/15/10 (3g)
- Longest Assist Streak:** 2 games (8x), last - 12/18/10-12/20/10 (3a)
- Hat Tricks:** None
- Multiple-Point Games:** 6 (1, 3-point; 6, 2-point)
- Penalty Shots:** None
- Shootout Attempts:** 0-1

CAREER STATISTICS

Year	Team	League	REGULAR SEASON													PLAYOFFS				
			GP	G	A	PTS	PIM	+/-	PP	SH	GW	S	ATOI	GP	G	A	PTS	PIM		
1999-00	North Bay	OHL	56	12	8	20	33	-	-	-	-	-	-	-	6	0	2	2	0	
2000-01	North Bay	OHL	66	22	32	54	64	-	-	-	-	-	-	-	4	0	1	1	9	
2001-02	North Bay	OHL	67	15	43	58	112	-	-	-	-	-	-	-	5	1	2	3	8	
2002-03	Saginaw	OHL	37	19	19	38	68	-	-	-	-	-	-	-	-	-	-	-	-	
	Plymouth	OHL	27	11	22	33	56	-	-	-	-	-	-	-	18	11	9	20	10	
2003-04	Rochester	AHL	58	6	16	22	77	-	-	-	-	-	-	-	16	3	2	5	18	
2004-05	Rochester	AHL	73	12	17	29	185	-	-	-	-	-	-	-	4	0	1	1	2	
2005-06	Buffalo	NHL	2	0	1	1	7	-1	0	0	0	1	6:52	-	-	-	-	-		
	Rochester	AHL	77	23	27	50	134	-	-	-	-	-	-	-	-	-	-	-	-	
2006-07	Pittsburgh	NHL	39	3	2	5	69	1	0	0	1	40	7:54	-	-	-	-	-		
	Wilkes-Barre	AHL	3	0	1	1	2	-	-	-	-	-	-	-	-	-	-	-	-	
2007-08	Atlanta	NHL	73	5	13	18	92	-4	0	0	1	72	8:56	-	-	-	-	-		
2008-09	Atlanta	NHL	82	7	8	15	104	-10	0	0	1	85	9:35	-	-	-	-	-		
2009-10	Atlanta	NHL	76	4	9	13	89	6	0	3	0	63	9:58	-	-	-	-	-		
2010-11	Atlanta	NHL	82	9	10	19	77	-4	2	0	0	114	13:47	-	-	-	-	-		
NHL Totals (6 seasons)			354	28	43	71	438	-12	2	3	3	375		-	-	-	-	-		



KYLE WELLWOOD

CENTRE

HEIGHT: 5-10

WEIGHT: 180

SHOOTS: RIGHT

BORN: MAY 16, 1983

WINDSOR, ONTARIO

13

2010-11: In 32 of his 35 games with the Sharks, he was either an even or plus player (+10) ... Recorded his 100th career assist on 3/31 vs. Dallas ... First assist with San Jose on 2/17 vs. Washington ... Notched his first point as a Shark (tying goal) on 2/1 vs. Phoenix ... Made Sharks debut on 1/20 at Vancouver, his former team ... Claimed off waivers from St. Louis on 1/8 ... Spent part of 2010-11 season with Mytshichi Atlanti of the Kontinental Hockey League recording eight points (5g, 3a) in 25 games.

2009-10: Appeared in 75 games for the Canucks in his second season with the team... Finished with 14 goals and 11 points... Compiles five multi-point games through the season.

2008-09: Records a season high four game point streak from 11/27-12/4 (3g, 1a)... Appeared in 74 games in total for the Canucks in 2008-09... Finished the season with a career high in goals (18)... Played his first career NHL playoff game on 4/15 vs. STL... Recorded six points (1g, 5a) in 10 playoff games with the Canucks.

2007-08: Scored the game winning goal, his 100th career point, 2/7 at MTL... Scored two goals, his first tallies of the season, 11/13 vs. MTL... Skated in his first game of the season and played 17:27 after a 15-game absence, 11/6 at OTT.

2006-07: Finished the season fourth on the team with 30 assists and tied for sixth with 42 points... Collected a career high four assists, 10/5 at OTT... Registered a career high five-game point streak (1-7-8) 10/5-10/14... Tallied three assists 11/11 vs. MTL... Scored a career high three goals and five total points, 12/16 vs. NYR... Notched three assists, 3/31 vs. PIT.

2005-06: Finished the season ranked tied for ninth among NHL rookies and tied for sixth in team scoring with 45 points (11g, 34a)... Ranked second on the team in games played (81)... Recorded a season high four points (1g, 3a), 12/19 vs. NYI... Had a season high four game point streak (8a), 4/8-15... Collected three assists, 4/11 vs. FLA.

2004-05: Finished the AHL season ranked tied for fourth in goals (38), fourth in points (87), tied for seventh in game winning goals (8), and tied for eighth in assists (49)... Led St. John's in games played (81-tied), first in goals, first in game winning goals, second in assists, second in points, second in plus/minus (+11), second in power play goals (11) and third in shots (184)... Scored five goals setting a franchise record for goals in a game by one player, 10/30 vs. Cleveland.

2003-04: Ranked first among AHL rookies in assists (35), first in points (55), first in power play points (21-tied), second in power play goals (8) and fourth in power play assists (13)... Scored his first career AHL goal in his first AHL game, 10/11 at Manitoba... Named AHL Rookie of the Month for November (2g, 12a).

2000-01: Ranked first in the OHL in assists (83), first in points (118) and first in plus/minus (+47) while playing with the Belleville Bulls.

CAREER TRANSACTIONS: Selected by the Toronto Maple Leafs in the fifth round, 134th overall, of the 2001 NHL Entry Draft... Claimed off waivers from Toronto by Vancouver Canucks on 5/25, 2008... Signed by San Jose Sharks on 1/18, 2011... Signed by the Jets on 9/9, 2011.



CAREER VS NHL

TEAM	GP	G	A	PTS
ANAHEIM	11	3	1	4
ATLANTA	12	2	5	7
BOSTON	24	1	7	8
BUFFALO	19	1	7	8
CALGARY	14	3	2	5
CAROLINA	11	0	2	2
CHICAGO	7	0	0	0
COLORADO	16	1	1	2
COLUMBUS	11	6	4	10
DALLAS	13	3	2	5
DETROIT	10	4	2	6
EDMONTON	12	3	2	5
FLORIDA	13	4	5	9
LOS ANGELES	12	5	4	9
MINNESOTA	14	1	2	3
MONTREAL	22	8	9	17
NASHVILLE	11	2	3	5
NEW JERSEY	13	2	2	4
N.Y. ISLANDERS	10	4	8	12
N.Y. RANGERS	13	4	4	8
OTTAWA	22	3	8	11
PHILADELPHIA	12	1	3	4
PHOENIX	13	3	4	7
PITTSBURGH	9	0	5	5
SAN JOSE	10	1	2	3
ST. LOUIS	9	0	2	2
TAMPA BAY	12	0	4	4
TORONTO	4	1	0	1
VANCOUVER	3	0	1	1
WASHINGTON	11	2	4	6

CAREER HIGHLIGHTS

First NHL Game: 10/5/05 at FLA

First NHL Goal: 11/9/05 vs. PIT

First NHL Assist: 11/4/05 at WSH

Most Goals, Game: 2 (4x), last - 4/1/10 at LAK

Most Assists, Game: 4, 4/9/11 at SJS

Most Points, Game: 3, 4/11/11 at SJS

Most Penalty Minutes, Game: 10 (3x), last - 3/6/09 vs. MTL

Most Shots, Game: 6 (4x), last - 2/23/11 at PIT

Most Time On Ice, Game: 19:27, 3/6/06 vs. FLA

Longest Point Scoring Streak: 3 games (4x), last - 12/27/10-12/29/10 (2g, 1a)

Longest Goal Scoring Streak: 2 games (8x), last - 3/2/10-3/3/10 (2g)

Longest Assist Streak: 2 games (7x), last - 4/4/11-4/6/11 (3a)

Hat Tricks: None

Multiple-Point Games: 17 (1, 3-point 16, 2-point)

Penalty Shots: 0-5

Shootout Attempts: 7-11, 63%

CAREER STATISTICS

Year	Team	League	REGULAR SEASON													PLAYOFFS				
			GP	G	A	PTS	PIM	+/-	PP	SH	GW	S	ATOI	GP	G	A	PTS	PIM		
1999-00	Belleville	OHL	65	14	37	51	14	18	-	-	-	-	-	16	3	7	10	6		
2000-01	Belleville	OHL	68	35	83	118	24	47	-	-	-	-	-	10	3	16	19	4		
2001-02	Belleville	OHL	28	16	24	40	4	0	4	0	4	-	-	-	-	-	-	-		
	Windsor	OHL	26	14	21	35	0	1	6	0	3	-	-	16	12	12	24	0		
2002-03	Windsor	OHL	57	41	59	100	0	18	14	2	-	-	-	7	5	9	14	0		
2003-04	Toronto	NHL	1	0	0	0	0	-1	0	0	0	1	-	-	-	-	-	-		
	St. John's	AHL	76	20	35	55	6	-14	9	0	1	-	-	-	-	-	-	-		
2004-05	St. John's	AHL	80	38	49	87	20	11	11	0	8	-	-	5	2	2	4	2		
2005-06	Toronto	NHL	81	11	34	45	14	0	3	0	0	117	-	-	-	-	-			
2006-07	Toronto	NHL	48	12	30	42	0	3	7	0	2	99	-	-	-	-	-			
2007-08	Toronto	NHL	59	8	13	21	0	-12	5	0	1	57	-	-	-	-	-			
2008-09	Vancouver	NHL	74	18	9	27	4	2	10	0	3	94	-	10	1	5	6	0		
2009-10	Vancouver	NHL	75	14	11	25	12	6	3	0	2	98	-	12	2	5	7	0		
2010-11	San Jose	NHL	35	5	8	13	0	10	0	0	0	50	-	18	1	6	7	0		
	Mytishchi Atlant	KHL	25	5	3	8	2	6	-	-	-	-	-	-	-	-	-	-		
NHL Totals (7 seasons)			373	68	105	173	30	8	28	0	8	516		40	4	16	20	0		



BLAKE WHEELER

26

RIGHT WING

HEIGHT: 6-5

SHOOTS: RIGHT

WEIGHT: 215

BORN: AUGUST 31, 1986

ROBBINSDALE, MINNESOTA

2010-11: Ranks second on the team with a plus-11 rating ... Thrashers scoring leader in March with 10 points (4g, 6a) ... Set a career-high with his 25th assist on 4/7 at NYR ... Tallied two goals on 3/5 vs. FLA and on 4/5 at NSH ... Scored 13 points (5g, 8a) in his first 16 games with Atlanta, from 2/19 - 3/27 ... Posted a four-game scoring streak from 3/5 - 3/12 (3g, 2a) ... Acquired by Atlanta from Boston on 12/18 in a four-player deal ... Had a four-game scoring streak from 1/8 - 1/13 (1g, 4a), along with a plus-6 rating ... Scored his 100th career NHL point (assist) on 1/10 at PIT ... Played his 200th NHL game on 1/1 at BUF ... Totaled 27 points (11g, 16a) in 58 games with Boston prior to being traded.

2009-10: Was one of two Bruins to play in all 82 games ... Had seven multiple-point games with his season-high a 2-1-3 effort 1/5 at Ottawa , which tied his previous career-high for points in a game ... Had two three-game goal and point streaks, from 1/4-7 (4g, 3a) and 3/11-15 (3g, 1a) ... Took his first career fighting major penalty on 2/7 in Montreal vs. Ryan O'Byrne ... Played his 100th NHL game on 11/14 in Pittsburgh ... Added six points in 13 playoff games, including two two-point games ... Had a three-game assist & point streak from 5/3-7 ... Recorded his first NHL playoff points in a two-assist effort on 4/17 at Buffalo and scored his first NHL playoff goal on 5/5 in Philadelphia.

2008-09: Finished second in the league to teammate David Krejci (+37) in plus/minus at +36 ... Finished tied for fifth among NHL rookies in goals (21), tied for sixth in assists (24) and ranked seventh overall in freshman points (45) ... Scored his 20th goal of the season 3/31 in Tampa Bay, becoming the first 20-goal Boston rookie since 2005-06 (Brad Boyes, 26) ... Had 11 multiple-point games, including his first career hat trick scored 11/6 vs. Toronto ... It came in his 13th NHL game,

the fastest hat trick by a Boston rookie since Craig Janney netted three in his fifth game on 3/13, 1988 vs. Quebec ... Had a four-game point streak from 11/28-12/6 (3g, 3a) and had three three-game point streaks as well ... Went four for seven in shootouts and scored the deciding shootout goal on 11/22 in Montreal ... Scored his first NHL goal in his first NHL game, 10/9 in Colorado, the first Bruin to accomplish that feat since 12/20/01 (Andy Hilbert vs. Montreal) ... Did not dress for one game (coach's decision) ... Played for the rookie team in the Young Stars Game at the 2009 NHL All-Star Weekend in Montreal ... Was named MVP of that game with four goals and an assist for five points in the 9-5 rookie win over the sophomores ... Began the season wearing number 42 but changed to 26 on 11/6 and scored a hat trick in his first game in the new number ... Went scoreless in eight playoff games, playing his first NHL post-season game on 4/16 vs. Montreal.

College: Played three seasons of college hockey at the University of Minnesota before turning pro and foregoing his senior season ... Had 96 points with 155 penalty minutes in 127 career college games ... Led the team in scoring in 2007-08 with 35 points and earned an All-WCHA Third Team berth ... Juniors: Played one season in the USHL with Green Bay and earned USHL All-Rookie Team honors in 2004-05 ... International: Played for Team USA in the 2006 World Junior Championships (2g, 0a totals in seven games).

CAREER TRANSACTIONS: Phoenix's first pick, fifth overall, in the 2004 NHL Entry Draft ... Signed by Boston as a free agent, 7/1, 2008.



CAREER VS NHL

TEAM	GP	G	A	PTS
ANAHEIM	4	0	2	2
ATLANTA	11	2	5	7
BOSTON	1	0	0	0
BUFFALO	19	1	4	5
CALGARY	2	1	0	1
CAROLINA	14	5	6	11
CHICAGO	3	1	2	3
COLORADO	3	2	0	2
COLUMBUS	2	0	0	0
DALLAS	3	0	3	3
DETROIT	4	1	1	2
EDMONTON	3	1	2	3
FLORIDA	14	4	4	8
LOS ANGELES	5	2	2	4
MINNESOTA	4	0	0	0
MONTREAL	18	3	3	6
NASHVILLE	3	3	0	3
NEW JERSEY	12	4	0	4
N.Y. ISLANDERS	11	2	7	9
N.Y. RANGERS	11	2	2	4
OTTAWA	17	6	5	11
PHILADELPHIA	14	1	6	7
PHOENIX	4	0	1	1
PITTSBURGH	12	4	4	8
SAN JOSE	3	0	0	0
ST. LOUIS	4	3	1	4
TAMPA BAY	11	2	3	5
TORONTO	17	6	4	10
VANCOUVER	3	0	0	0
WASHINGTON	12	1	3	4

CAREER HIGHLIGHTS

First NHL Game: 10/9/08 at COL

First NHL Goal: 10/9/08 at COL

First NHL Assist: 11/1/08 vs. DALL

Most Goals, Game: 3, 11/6/08 vs. TOR

Most Assists, Game: 2 (6x), last - 1/13/11 vs. PHI

Most Points, Game: 3, (2x), last - 1/5/10 at OTT (2g, 1a)

Most Penalty Minutes, Game: 5, 2/7/10 at MTL

Most Shots, Game: 9, 4/5/11 at NSH

Most Time On Ice, Game: 22:20, 2/27/11 vs. TOR

Longest Point Scoring Streak: 4 games, last - 11/28/08-12/6/08 (3g, 3a)

Longest Goal Scoring Streak: 3 games (2x), last - 3/11/10-3/15/10 (3g)

Longest Assist Streak: 3 games (3x), last - 1/3/10-1/7/10 (3a)

Hat Tricks: None

Multiple-Point Games: 26 (2, 3-point; 24, 2-point)

Penalty Shots: None

Shootout Attempts: 3-4

CAREER STATISTICS

Year	Team	League	REGULAR SEASON													PLAYOFFS				
			GP	G	A	PTS	PIM	+/-	PP	SH	GW	S	ATOI	GP	G	A	PTS	PIM		
2004-05	Green Bay	USHL	58	19	28	47	43	-	-	-	-	-	-	-	-	-	-	-	-	-
2005-06	U. of Minnesota	WCHA	39	9	14	23	41	-	-	-	-	-	-	-	-	-	-	-	-	-
2006-07	U. of Minnesota	WCHA	44	18	20	38	42	-	-	-	-	-	-	-	-	-	-	-	-	-
2007-08	U. of Minnesota	WCHA	44	15	20	35	72	-	-	-	-	-	-	-	-	-	-	-	-	-
2008-09	Boston	NHL	81	21	24	45	46	36	3	2	3	150	13:41	8	0	0	0	0	0	0
2009-10	Boston	NHL	8	18	20	38	53	-4	3	1	2	159	15:47	13	1	5	6	6	6	6
2010-11	Boston	NHL	58	11	16	27	32	8	0	0	2	101	16:14	-	-	-	-	-	-	-
	United States-WC-A		7	2	3	5	6	-1	0	0	1			-	-	-	-	-	-	-
	Atlanta	NHL	23	7	10	17	14	2	0	0	0	78	16:14	-	-	-	-	-	-	-
NHL Totals (3 seasons)			244	57	70	127	145	42	6	3	7	488		21	1	5	6	6	6	6



JOHN ALBERT

CENTRE

HEIGHT: 5-11 WEIGHT: 180 SHOOTS: LEFT
BORN: JANUARY 19, 1989 CONCORD, OHIO

Year	Team	League	GP	G	A	PTS	PIM	REGULAR SEASON							PLAYOFFS				
								+/	PP	SH	GW	S	ATOI	GP	G	A	PTS	PIM	
2004-05	Cleveland	NAHL	3	0	0	0	0												
2005-06	US Under 18	NAHL	36	8	15	23	23												
2006-07	US Under 18	NAHL	15	4	9	13	4												
2007-08	Ohio State	CCHA	41	4	17	21	10												
2008-09	Ohio State	CCHA	42	11	28	39	20												
2009-10	Ohio State	CCHA	39	6	24	30	20												
2010-11	Ohio State	CCHA	37	12	22	34	18												



AKIM ALIU

RIGHT WING

HEIGHT: 6-3 WEIGHT: 205 SHOOTS: RIGHT
BORN: APRIL 24, 1989 OKENE, NIGERIA

Year	Team	League	GP	G	A	PTS	PIM	REGULAR SEASON							PLAYOFFS				
								+/	PP	SH	GW	S	ATOI	GP	G	A	PTS	PIM	
2004-05	Milton	OPJHL	2	0	2	2	0												
2005-06	Windsor	OHL	18	3	4	7	25												
	Sudbury	OHL	29	7	6	13	54							6	0	1	1	7	
2006-07	Sudbury	OHL	53	20	22	42	104							21	1	5	6	50	
2007-08	London	OHL	60	28	33	61	133							5	2	1	3	15	
	Rockford	AHL	2	0	0	0	2							-	-	-	-	-	
2008-09	London	OHL	16	8	10	18	30							-	-	-	-	-	
	Sudbury	OHL	29	10	16	26	61							6	2	1	3	14	
2009-10	Rockford	AHL	5	2	0	2	14							1	1	0	1	0	
	Rockford	AHL	48	11	6	17	69							-	-	-	-	-	
2010-11	Toledo	ECHL	13	5	9	14	18							2	1	1	2	16	
	Chicago	AHL	43	4	5	9	53							-	-	-	-	-	
2010-11	Gwinnett	ECHL	16	12	8	20	22							-	-	-	-	-	
	Peoria	AHL	16	6	4	9	20							2	1	0	1	6	



AUSTEN BRASSARD

RIGHT WING

HEIGHT: 6-2 WEIGHT: 180 SHOOTS: RIGHT
BORN: JANUARY 14, 1993 WINDSOR, ONTARIO

Year	Team	League	GP	G	A	PTS	PIM	REGULAR SEASON							PLAYOFFS					
								+/	PP	SH	GW	S	ATOI	GP	G	A	PTS	PIM		
2009-10	Windsor	OHL	37	4	8	12	36	5												
	Belleville	OHL	26	6	11	17	9	-3							-	-	-	-	-	
2010-11	Belleville	OHL	67	19	15	34	78	-19							4	1	0	1	4	



CHRIS CARROZZI

GOALIE

HEIGHT: 6-2 WEIGHT: 185 CATCHES: LEFT
BORN: MARCH 2, 1990 NEPEAN, ONTARIO

Year	Team	League	REGULAR SEASON													PLAYOFFS		
			GP	MIN	GA	EN	SO	GAA	W	L	T	SVS	PCT	GP	A	PIM		
2006-07	Toronto	OHL	25	1130	81	2	0	4.30	6	7	2	695	0.895	-	-	-		
2007-08	Mississauga	OHL	47	2505	115	2	4	2.75	25	18	2	1170	0.911	-	-	-		
2008-09	Mississauga	OHL	47	2715	133	2	2	2.94	27	14	3	1310	0.908	2	0	0		
2009-10	Mississauga	OHL	37	2089	82	0	5	2.36	19	10	5	897	0.916	8	0	2		
2010-11	Gwinnett	ECHL	47	2544	137	2	2	3.23	16	20	6	1161	0.894	-	-	-		
	Chicago	AHL	1	65	6	0	0	5.55	0	1	0	21	0.778	-	-	-		



YASIN CISSE

FORWARD

HEIGHT: 6-3 WEIGHT: 210 SHOOTS: RIGHT
BORN: MARCH 11, 1992 WESTMOUNT, QUEBEC

Year	Team	League	REGULAR SEASON													PLAYOFFS			
			GP	G	A	PTS	PIM	+/-	PP	SH	GW	S	ATOI	GP	G	A	PTS	PIM	
2008-09	Des Moines	USHL	31	2	6	8	46	-15	-	-	-	-	-	-	-	-	-	-	
2009-10	Des Moines	USHL	18	13	6	19	16	3	-	-	-	-	-	-	-	-	-	-	
2010-11	Boston	H-East	1	0	0	0	0	-	-	-	-	-	-	-	-	-	-	-	



BEN CHIAROT

DEFENCE

HEIGHT: 6-2 WEIGHT: 180 SHOOTS: LEFT
BORN: MAY 9, 1991 HAMILTON, ONTARIO

Year	Team	League	REGULAR SEASON													PLAYOFFS			
			GP	G	A	PTS	PIM	+/-	PP	SH	GW	S	ATOI	GP	G	A	PTS	PIM	
2007-08	Guelph	OHL	31	0	0	0	14	-	-	-	-	-	-	-	-	-	-	-	
2008-09	Guelph	OHL	67	2	10	12	111	-	-	-	-	-	-	4	0	3	3	8	
2009-10	Guelph	OHL	41	4	9	13	106	-	-	-	-	-	-	-	-	-	-	-	
	Sudbury	OHL	26	4	4	8	61	-	-	-	-	-	-	4	1	0	1	6	
	Chicago	AHL	1	0	0	0	4	-	-	-	-	-	-	-	-	-	-	-	
2010-11	Sudbury	OHL	25	5	8	13	62	-	-	-	-	-	-	-	-	-	-	-	
	Saginaw	OHL	39	5	19	24	51	-	-	-	-	-	-	12	1	4	5	21	



BRETT FESTERLING

DEFENCE

HEIGHT: 6-1 WEIGHT: 208 SHOOTS: LEFT
BORN: MARCH 3, 1986 PRINCE GEORGE, BRITISH COLUMBIA



Year	Team	League	GP	G	A	PTS	PIM	REGULAR SEASON							PLAYOFFS					
								+/	PP	SH	GW	S	ATOI	GP	G	A	PTS	PIM		
2001-02	Tri-City	WHL	3	0	0	0	0													
2002-03	Tri-City	WHL	55	3	8	11	26													
2003-04	Tri-City	WHL	54	1	9	10	34													
2004-05	Tri-City	WHL	33	3	11	14	20													
	Vancouver	WHL	32	2	4	6	10													
2005-06	Vancouver	WHL	67	1	6	7	35													
2006-07	Vancouver	WHL	70	5	16	21	80													
2007-08	Portland	AHL	74	3	11	14	64													
2008-09	Iowa	AHL	34	0	7	7	31													
	Anaheim	NHL	40	0	5	5	18													
2009-10	San Antonio	AHL	17	0	1	1	19													
	Toronto	AHL	11	0	4	4	8													
	Anaheim	NHL	42	0	3	3	15													
2010-11	Syracuse	AHL	32	3	9	12	41													
	Anaheim	NHL	1	0	0	0	0													
	Hamilton	AHL	16	0	4	4	15													
	Chicago	AHL	5	0	0	0	0													



MARK FLOOD

DEFENCE

HEIGHT: 6-1 WEIGHT: 190 SHOOTS: RIGHT
BORN: SEPTEMBER 29, 1984 CHARLOTTETOWN, PEI



Year	Team	League	GP	G	A	PTS	PIM	REGULAR SEASON							PLAYOFFS					
								+/	PP	SH	GW	S	ATOI	GP	G	A	PTS	PIM		
2001-02	Peterborough	OHL	57	1	4	5	21													
2002-03	Peterborough	OHL	68	5	24	29	18													
2003-04	Peterborough	OHL	68	15	29	44	30													
2004-05	Peterborough	OHL	60	4	37	41	14													
2005-06	Syracuse	AHL	9	1	1	2	2													
	Dayton	ECHL	50	11	14	25	20													
2006-07	Syracuse	AHL	8	1	1	2	2													
	Albany	AHL	36	3	7	10	20													
2007-08	Albany	AHL	53	10	12	22	18													
2008-09	Albany	AHL	76	6	25	31	27													
2009-10	Bridgeport	AHL	61	10	23	33	39													
	NY Islanders	NHL	6	0	1	1	0													
2010-11	Manitoba	AHL	63	11	29	40	29													



MICHAEL FORNEY

LEFT WING

HEIGHT: 6-2 WEIGHT: 185 SHOOTS: RIGHT
BORN: MAY 14, 1988 THIEF RIVER FALLS, MINNESOTA



Year	Team	League	GP	G	A	PTS	PIM	REGULAR SEASON							PLAYOFFS					
								+/	PP	SH	GW	S	ATOI	GP	G	A	PTS	PIM		
2005-06	Des Moines	USHL	3	0	0	0	0													
2006-07	U. of North Dakota	WCHA	16	0	2	2	10													
2007-08	U. of North Dakota	WCHA	3	0	0	0	2													
2008-09	Green Bay	USHL	59	26	34	60	53													
2009-10	Gwinnett	ECHL	63	11	15	26	66													
	Chicago	AHL	3	0	0	0	0													
2010-11	Chicago	AHL	9	0	2	2	0													
	Gwinnett	ECHL	66	21	45	66	79													



AARON GAGNON

CENTRE

HEIGHT: 5-10 WEIGHT: 185 SHOOTS: RIGHT
BORN: APRIL 24, 1986 QUESNEL, BRITISH COLUMBIA

Year	Team	League	REGULAR SEASON											PLAYOFFS					
			GP	G	A	PTS	PIM	+/-	PP	SH	GW	S	ATOI	GP	G	A	PTS	PIM	
2001-02	Seattle	WHL	2	0	0	0	0												
2002-03	Seattle	WHL	60	5	13	18	14							15	3	2	5	4	
2003-04	Seattle	WHL	63	21	15	36	29							-	-	-	-	-	
2004-05	Seattle	WHL	72	31	34	65	29							12	4	5	9	16	
2005-06	Seattle	WHL	62	24	21	45	40							7	5	3	8	6	
2006-07	Seattle	WHL	59	42	38	80	58							11	6	2	8	10	
2007-08	Idaho	ECHL	22	7	14	21	4							4	1	1	2	2	
	Iowa	AHL	25	0	1	1	8							-	-	-	-	-	
2008-09	Grand Rapids	AHL	61	8	11	19	28							10	1	2	3	2	
2009-10	Texas	AHL	78	27	31	58	42							24	8	4	12	18	
	Dallas	NHL	2	0	0	0	0							-	-	-	-	-	
2010-11	Texas	AHL	58	14	23	37	24							6	2	2	4	4	
	Dallas	NHL	19	0	2	2	0							-	-	-	-	-	



JASON GREGOIRE

LEFT WING

HEIGHT: 5-11 WEIGHT: 196 SHOOTS: LEFT
BORN: FEBRUARY 24, 1989 WINNIPEG, MANITOBA

Year	Team	League	REGULAR SEASON											PLAYOFFS						
			GP	G	A	PTS	PIM	+/-	PP	SH	GW	S	ATOI	GP	G	A	PTS	PIM		
2006-07	Lincoln	USHL	32	16	20	36	10								4	4	0	4	2	
2007-08	Lincoln	USHL	54	37	32	69	41							8	3	9	12	6		
2008-09	U. of North Dakota	WCHA	42	12	17	29	28							-	-	-	-	-		
2009-10	U. of North Dakota	WCHA	43	20	17	37	10							-	-	-	-	-		
2010-11	U. of North Dakota	WCHA	35	25	18	43	8													



AARON HARSTAD

DEFENCE

HEIGHT: 6-2 WEIGHT: 200 SHOOTS: RIGHT
BORN: APRIL 27, 1992 STEVENS POINT, WISCONSIN

Year	Team	League	REGULAR SEASON											PLAYOFFS						
			GP	G	A	PTS	PIM	+/-	PP	SH	GW	S	ATOI	GP	G	A	PTS	PIM		
2008-09	Green Bay	USHL	10	0	0	0	2								5	0	0	0	6	
2009-10	Green Bay	USHL	47	2	6	8	61							11	0	3	3	9		
2010-11	Green Bay	USHL	51	7	14	21	73							11	2	2	4	26		



RILEY HOLZAPFEL

CENTRE

HEIGHT: 6-0 WEIGHT: 185 SHOOTS: LEFT
 BORN: AUGUST 18, 1988 REGINA, SASKATCHEWAN

Year	Team	League	REGULAR SEASON											PLAYOFFS					
			GP	G	A	PTS	PIM	+/-	PP	SH	GW	S	ATOI	GP	G	A	PTS	PIM	
2004-05	Moose Jaw	WHL	63	15	13	28	32												
2005-06	Moose Jaw	WHL	64	19	38	57	46												
2006-07	Moose Jaw	WHL	72	39	43	82	94												
2007-08	Moose Jaw	WHL	49	18	23	41	43												
	Chicago	AHL	1	0	0	0	0												
2008-09	Chicago	AHL	73	13	19	32	38												
2009-10	Chicago	AHL	60	7	16	23	30												
2010-11	Chicago	AHL	68	12	15	27	20												



JASON JAFFRAY

LEFT WING

HEIGHT: 6-1 WEIGHT: 195 SHOOTS: LEFT
 BORN: JUNE 30, 1981 OLDS, ALBERTA

Year	Team	League	REGULAR SEASON											PLAYOFFS					
			GP	G	A	PTS	PIM	+/-	PP	SH	GW	S	ATOI	GP	G	A	PTS	PIM	
1997-98	Edmonton	WHL	6	0	1	1	0												
1998-99	Kootenay	WHL	57	14	12	26	50												
1999-00	Kootenay	WHL	71	24	28	52	104												
2000-01	Kootenay	WHL	70	31	42	73	108												
2001-02	Kootenay	WHL	32	15	19	34	38												
	Swift Current	WHL	41	23	26	49	44												
2002-03	Roanoke	ECHL	64	34	51	85	89												
	Norfolk	AHL	2	0	0	0	0												
2003-04	Wheeling	ECHL	54	37	37	74	81												
	WB/Scranton	AHL	5	0	1	1	0												
2004-05	Wheeling	ECHL	23	6	6	12	22												
	Cleveland	AHL	30	10	6	16	23												
	Manitoba	AHL	14	4	4	8	6												
2005-06	Manitoba	AHL	73	12	35	47	58												
2006-07	Manitoba	AHL	77	35	46	81	75												
2007-08	Manitoba	AHL	43	21	27	48	51												
	Vancouver	NHL	19	2	4	6	19												
2008-09	Manitoba	AHL	56	23	26	49	52												
	Vancouver	NHL	14	2	2	4	14												
2009-10	Calgary	NHL	3	0	0	0	0												
	Abbotsford	AHL	72	25	29	54	70												
2010-11	Manitoba	AHL	6	1	1	2	2												



JASON KASDORF

GOALIE

HEIGHT: 6-4 WEIGHT: 180 CATCHES: LEFT
 BORN: MAY 18, 1992 WINNIPEG, MANITOBA

Year	Team	League	REGULAR SEASON										PLAYOFFS			
			GP	MIN	GA	EN	SO	GAA	W	L	T	SVS	PCT	GP	A	PIM
2009-10	Portage	MJHL	89	2094	89	0	2	2.55	19	10	5	907	0.911	5	0	0



CARL KLINGBERG

LEFT WING

HEIGHT: 6-3 WEIGHT: 205 SHOOTS: RIGHT
BORN: JANUARY 28, 1991 GOTHENBURG, SWEDEN

Year	Team	League	GP	REGULAR SEASON										PLAYOFFS						
				G	A	PTS	PIM	+/-	PP	SH	GW	S	ATOI	GP	G	A	PTS	PIM		
2008-09	Boras HC	Swe-1	8	4	2	6	2													
	Vastra Frolunda HC	SEL	10	2	1	3	0													
2009-10	Boras HC	Swe-1	4	0	5	5	2													
	Vastra Frolunda HC	SEL	42	6	7	13	16								7	0	0	0	2	
2010-11	Atlanta	NHL	1	0	0	0	0													
	Vastra Frolunda HC	SEL	38	2	1	3	12													
	Timra IK	SEL	11	3	2	5	2													
	Chicago	AHL	8	1	0	1	6													



ARTURS KULDA

DEFENCE

HEIGHT: 6-2 WEIGHT: 194 SHOOTS: LEFT
BORN: JULY 25, 1988 RIGA, LATVIA

Year	Team	League	GP	G	A	PTS	PIM	REGULAR SEASON						PLAYOFFS						
								+/-	PP	SH	GW	S	ATOI	GP	G	A	PTS	PIM		
2006-07	Peterborough	DHL	58	2	9	11	83													
2007-08	Peterborough	DHL	55	7	27	34	87													
	Chicago	AHL	5	0	1	1	10								5	1	3	4	6	
2008-09	Chicago	AHL	57	1	14	15	59								21	1	4	5	32	
2009-10	Chicago	AHL	66	6	19	25	46													
	Atlanta	NHL	4	0	2	2	2								14	1	4	5	8	
2010-11	Chicago	AHL	69	5	12	17	73													
	Atlanta	NHL	2	0	0	0	2													



TANNER LANE

FORWARD

HEIGHT: 6-2 WEIGHT: 180 SHOOTS: RIGHT
BORN: AUGUST 13, 1992 DETROIT LAKES, MINNESOTA

Year	Team	League	GP	G	A	PTS	PIM	REGULAR SEASON						PLAYOFFS						
								+/-	PP	SH	GW	S	ATOI	GP	G	A	PTS	PIM		
2010-11	Fargo	USHL	57	4	9	13	48													



DAULTAN LEVEILLE

CENTRE

HEIGHT: 5-11 WEIGHT: 160

SHOOTS: LEFT

BORN: AUGUST 10, 1990

ST. CATHARINES, ONTARIO

Year	Team	League	REGULAR SEASON											PLAYOFFS					
			GP	G	A	PTS	PIM	+/-	PP	SH	GW	S	ATOI	GP	G	A	PTS	PIM	
2008-09	Michigan State	CCHA	38	9	8	17	12												
2009-10	Michigan State	CCHA	38	6	19	25	16												
2010-11	Michigan State	CCHA	34	8	10	18	18												



ADAM LOWRY

LEFT WING

HEIGHT: 6-4 WEIGHT: 184

SHOOTS: LEFT

BORN: MARCH 29, 1993

CALGARY, ATLANTA

Year	Team	League	REGULAR SEASON											PLAYOFFS					
			GP	G	A	PTS	PIM	+/-	PP	SH	GW	S	ATOI	GP	G	A	PTS	PIM	
2009-10	Swift Current	WHL	61	15	19	34	57												
2010-11	Swift Current	WHL	66	18	27	45	84												



SPENCER MACHACEK

RIGHT WING

HEIGHT: 6-1 WEIGHT: 195

SHOOTS: RIGHT

BORN: OCTOBER 14, 1988

LETHBRIDGE, ALBERTA

Year	Team	League	REGULAR SEASON											PLAYOFFS					
			GP	G	A	PTS	PIM	+/-	PP	SH	GW	S	ATOI	GP	G	A	PTS	PIM	
2004-05	Brooks	AJHL	59	16	20	36	41												
2005-06	Vancouver	WHL	70	23	22	45	53												
2006-07	Vancouver	WHL	63	21	24	45	32												
2007-08	Vancouver	WHL	70	33	45	78	69												
2008-09	Chicago	AHL	77	23	25	48	23												
	Atlanta	NHL	2	0	0	0	0												
2009-10	Chicago	AHL	79	20	29	49	68												
2010-11	Chicago	AHL	67	21	32	53	45												
	Atlanta	NHL	10	0	0	0	0												



PETER MANNINO

GOALIE

HEIGHT: 6-0 WEIGHT: 195 CATCHES: LEFT
BORN: FEBRUARY 17, 1984 FARMINGTON HILLS, MICHIGAN

Year	Team	League	REGULAR SEASON											PLAYOFFS		
			GP	MIN	GA	EN	SO	GAA	W	L	T	SVS	PCT	GP	A	GO
2003-04	Tri-City	USHL	38	1988	70	0	5	2.11	26	7	0	687	0.908	-	-	-
2004-05	U. of Denver	WCHA	21	1224	46	0	5	2.25	16	4	1	541	0.922	-	-	-
2005-06	U. of Denver	WCHA	22	1241	56	0	1	2.71	12	8	1	528	0.904	-	-	-
2006-07	U. of Denver	WCHA	18	1021	39	0	3	2.29	8	6	2	441	0.919	-	-	-
2007-08	U. of Denver	WCHA	40	2303	87	0	6	2.27	25	14	1	957	0.917	-	-	-
2008-09	NY Islanders	NHL	3	133	10	0	0	4.52	1	1	0	77	0.885	-	-	-
	Bridgeport	AHL	34	1959	96	3	1	2.94	17	12	2	865	0.900	3	0	0
2009-10	Utah	ECHL	9	549	25	0	0	2.73	4	3	2	281	0.918	-	-	-
	Chicago	AHL	38	2026	79	1	2	2.34	26	5	1	915	0.921	-	-	-
2010-11	Atlanta	NHL	2	73	5	1	0	4.11	0	0	0	31	0.861	-	-	-
	Chicago	AHL	42	2232	116	6	0	3.12	16	17	4	957	0.892	-	-	-



JESSE MARTIN

CENTRE

HEIGHT: 6-0 WEIGHT: 170 SHOOTS: RIGHT
BORN: SEPTEMBER 7, 1988 EDMONTON, ALBERTA

Year	Team	League	REGULAR SEASON													PLAYOFFS			
			GP	G	A	PTS	PIM	+/-	PP	SH	GW	S	ATOI	GP	G	A	PTS	PIM	
2005-06	Spruce Grove	AJHL	40	15	29	44	122	-	-	-	-	-	-	-	-	-	-	-	
2006-07	Tri-City	USHL	59	19	37	56	31	9	2	4	6	4	-	-	-	-	-		
2007-08	U. of Denver	WCHA	41	7	8	15	26	-	-	-	-	-	-	-	-	-	-		
2008-09	U. of Denver	WCHA	37	10	13	23	34	-	-	-	-	-	-	-	-	-	-		
2009-10	U. of Denver	WCHA	34	14	8	22	26	-	-	-	-	-	-	-	-	-	-		
2010-11	U. of Denver	WCHA	8	1	3	4	6	-	-	-	-	-	-	-	-	-	-		



BEN MAXWELL

CENTRE

HEIGHT: 6-1 WEIGHT: 195 SHOOTS: RIGHT
BORN: MARCH 30, 1988 NORTH VANCOUVER, BRITISH COLUMBIA

Year	Team	League	REGULAR SEASON													PLAYOFFS			
			GP	G	A	PTS	PIM	+/-	PP	SH	GW	S	ATOI	GP	G	A	PTS	PIM	
2003-04	Kootenay	WHL	3	0	1	1	2	-	-	-	-	-	-	-	-	-	-	-	
	Surrey	BCHL	2	0	0	0	0	-	-	-	-	-	-	-	-	-	-	-	
2004-05	Kootenay	WHL	68	8	10	18	37	16	0	1	1	6	-	-	-	-	-		
2005-06	Kootenay	WHL	69	28	32	60	52	6	3	5	8	0	-	-	-	-	-		
2006-07	Kootenay	WHL	39	19	34	53	42	7	1	4	5	21	-	-	-	-	-		
2007-08	Kootenay	WHL	31	9	18	27	26	10	6	3	9	14	-	-	-	-	-		
2008-09	Hamilton	AHL	73	22	36	58	58	6	3	1	4	4	-	-	-	-	-		
	Montreal	NHL	7	0	0	0	2	-	-	-	-	-	-	-	-	-	-		
2009-10	Hamilton	AHL	57	16	28	44	22	1	0	0	0	0	-	-	-	-	-		
	Montreal	NHL	13	0	0	0	6	1	0	0	0	0	-	-	-	-	-		
2010-11	Hamilton	AHL	47	11	29	40	32	-	-	-	-	-	-	-	-	-	-		
	Chicago	AHL	2	0	1	1	0	-	-	-	-	-	-	-	-	-	-		
	Atlanta	NHL	12	1	1	2	9	-	-	-	-	-	-	-	-	-	-		




KENNDAL McARDLE

LEFT WING

HEIGHT: 5-11 WEIGHT: 190 SHOOTS: LEFT
BORN: JANUARY 4, 1987 TORONTO, ONTARIO

Year	Team	League	REGULAR SEASON											PLAYOFFS					
			GP	G	A	PTS	PIM	+/-	PP	SH	GW	S	ATOI	GP	G	A	PTS	PIM	
2002-03	Moose Jaw	WHL	2	0	0	0	0												
2003-04	Moose Jaw	WHL	54	8	8	16	57							10	3	2	5	6	
2004-05	Moose Jaw	WHL	70	37	37	74	122							5	1	0	1	16	
2005-06	Moose Jaw	WHL	72	28	43	71	135							22	6	10	16	43	
2006-07	Moose Jaw	WHL	26	10	10	20	75							-	-	-	-	-	
2007-08	Vancouver	WHL	37	9	13	22	54							22	11	9	20	49	
	Rochester	AHL	36	5	5	10	31							-	-	-	-	-	
2008-09	Florida	ECHL	6	3	1	4	26							3	0	0	0	2	
	Rochester	AHL	58	12	12	24	79							-	-	-	-	-	
2009-10	Florida	NHL	3	0	0	0	2							-	-	-	-	-	
	Rochester	AHL	18	3	5	8	63							-	-	-	-	-	
2010-11	Florida	NHL	19	1	2	3	29							-	-	-	-	-	
	Rochester	NHL	11	0	0	0	16							-	-	-	-	-	
	Rochester	AHL	54	14	12	26	106							-	-	-	-	-	




KENDAL McFAULL

DEFENCE

HEIGHT: 6-2 WEIGHT: 185 SHOOTS: RIGHT
BORN: APRIL 10, 1992 ROSETOWN, SASKATCHEWAN

Year	Team	League	REGULAR SEASON											PLAYOFFS					
			GP	G	A	PTS	PIM	+/-	PP	SH	GW	S	ATOI	GP	G	A	PTS	PIM	
2009-10	Moose Jaw	WHL	62	4	6	10	70								7	0	1	1	10
2010-11	Moose Jaw	WHL	69	1	6	7	78							6	0	1	1	12	



DEREK MEECH

DEFENCE

HEIGHT: 5-11 WEIGHT: 196 SHOOTS: LEFT
BORN: APRIL 21, 1984 WINNIPEG, MANITOBA

Year	Team	League	REGULAR SEASON											PLAYOFFS					
			GP	G	A	PTS	PIM	+/-	PP	SH	GW	S	ATOI	GP	G	A	PTS	PIM	
1999-00	Red Deer	WHL	5	1	0	1	2												
2000-01	Red Deer	WHL	60	2	7	9	40							22	0	0	0	0	
2001-02	Red Deer	WHL	71	8	19	27	33							13	1	1	2	6	
2002-03	Red Deer	WHL	65	6	16	22	53							12	1	1	2	12	
2003-04	Red Deer	WHL	62	10	28	38	40							19	4	7	11	10	
2004-05	Grand Rapids	AHL	78	6	8	14	40							-	-	-	-	-	
2005-06	Grand Rapids	AHL	79	4	16	20	85							16	0	2	2	4	
2006-07	Grand Rapids	AHL	67	6	23	29	40							7	0	1	1	4	
2007-08	Detroit	NHL	4	0	0	0	2							-	-	-	-	-	
	Detroit	NHL	32	0	3	3	6							-	-	-	-	-	
2008-09	Grand Rapids	AHL	6	1	1	2	0							-	-	-	-	-	
	Detroit	NHL	41	2	5	7	12							2	0	0	0	0	
2009-10	Detroit	NHL	49	2	4	6	19							-	-	-	-	-	
2010-11	Grand Rapids	AHL	74	10	27	37	81							-	-	-	-	-	



JULIAN MELCHIORI

DEFENCE

HEIGHT: 6-4 WEIGHT: 209 SHOOTS: LEFT
BORN: DECEMBER 6, 1991 RICHMOND HILL, ONTARIO

Year	Team	League	REGULAR SEASON											PLAYOFFS					
			GP	G	A	PTS	PIM	+/-	PP	SH	GW	S	ATOI	GP	G	A	PTS	PIM	
2008-09	Newmarket	DJHL	48	2	20	22	34												
2009-10	Newmarket	DJHL	39	7	16	23	16												
2010-11	Kitchener	OHL	63	1	18	19	55							3	0	0	0	0	



ERIC O'DELL

CENTRE

HEIGHT: 6-1 WEIGHT: 181 SHOOTS: RIGHT
BORN: JUNE 21, 1990 OTTAWA, ONTARIO

Year	Team	League	REGULAR SEASON													PLAYOFFS			
			GP	G	A	PTS	PIM	+/-	PP	SH	GW	S	ATOI	GP	G	A	PTS	PIM	
2006-07	Ottawa Jr.	CJHL	2	1	0	1	0												
2007-08	Sudbury	OHL	26	14	18	32	19												
	Cumberland	CJHL	34	23	33	56	12												
2008-09	Sudbury	OHL	65	33	30	63	55							6	0	4	4	4	
2009-10	Sudbury	OHL	68	33	35	68	63							4	0	2	2	2	
	Chicago	AHL	3	0	0	0	0							-	-	-	-	-	
2010-11	Sudbury	OHL	39	20	24	44	34							8	7	5	12	15	



WILL O'NEILL

DEFENCE

HEIGHT: 6-1 WEIGHT: 205 SHOOTS: LEFT
BORN: APRIL 28, 1988 SALEM, MASSACHUSETTS

Year	Team	League	REGULAR SEASON											PLAYOFFS					
			GP	G	A	PTS	PIM	+/-	PP	SH	GW	S	ATOI	GP	G	A	PTS	PIM	
2006-07	Omaha	USHL	57	4	9	13	73												
2007-08	Omaha	USHL	58	5	19	24	95							14	1	6	7	38	
2008-09	U. of Maine	H-East	34	4	12	16	82							-	-	-	-	-	
2009-10	U. of Maine	H. East	39	8	23	31	69							-	-	-	-	-	
2010-11	U. of Maine	H. East	28	4	17	21	44							-	-	-	-	-	




SEBASTIAN OWUYA

DEFENCE

HEIGHT: 6-4 WEIGHT: 196 SHOOTS: RIGHT
BORN: OCTOBER 8, 1991 HAGERSTEN, SWEDEN

Year	Team	League	REGULAR SEASON											PLAYOFFS								
			GP	G	A	PTS	PIM	+/-	PP	SH	GW	S	ATOI	GP	G	A	PTS	PIM				
2009-10	Timra IK	SEL	11	0	0	0	0															
2010-11	Medicine Hat	WHL	66	0	10	10	69											14	1	5	6	18



EDWARD PASQUALE

GOALIE

HEIGHT: 6-2 WEIGHT: 218 CATCHES: LEFT
BORN: NOVEMBER 20, 1990 TORONTO, ONTARIO

Year	Team	League	REGULAR SEASON											PLAYOFFS		
			GP	MIN	GA	EN	SO	GAA	W	L	T	SVS	PCT	GP	A	PIM
2006-07	Belleville	OHL	7	367	19	0	0	3.10	4	1	0	209	0.917	-	-	-
2007-08	Belleville	OHL	10	558	27	1	1	2.90	4	4	2	243	0.900	-	-	-
	Saginaw	OHL	13	661	39	1	0	3.54	8	5	0	315	0.890	2	1	0
2008-09	Saginaw	OHL	61	3536	178	4	0	3.02	32	21	6	1821	0.911	8	1	0
2009-10	Saginaw	OHL	51	2898	153	0	1	3.17	27	17	5	1677	0.916	6	0	0
2010-11	Chicago	AHL	24	1372	67	2	1	2.93	11	11	1	604	0.900	-	-	-
	Gwinnett	ECHL	12	715	44	1	0	3.69	7	4	0	387	0.898	-	-	-



PAUL POSTMA

DEFENCE

HEIGHT: 6-3 WEIGHT: 184 SHOOTS: RIGHT
BORN: FEBRUARY 22, 1989 RED DEER, ALBERTA

Year	Team	League	REGULAR SEASON											PLAYOFFS				
			GP	G	A	PTS	PIM	+/-	PP	SH	GW	S	ATOI	GP	G	A	PTS	PIM
2004-05	Swift Current	WHL	4	0	0	0	0											
2005-06	Swift Current	WHL	58	2	9	11	6											
2006-07	Swift Current	WHL	70	5	19	24	42											
2007-08	Swift Current	WHL	2	0	0	0	2											
	Calgary	WHL	66	14	28	42	30											
2008-09	Calgary	WHL	70	23	61	84	28											
2009-10	Chicago	AHL	63	15	14	29	24											
2010-11	Chicago	AHL	69	12	33	45	20											
	Atlanta	NHL	1	0	0	0	0											



FREDRIK PETTERSON-WENTZEL

GOALIE

HEIGHT: 6-1 WEIGHT: 176 CATCHES: LEFT
BORN: JULY 23, 1991 UPPSALA, SWEDEN

Year	Team	League	GP	MIN	GA	EN	REGULAR SEASON						
							SO	GAA	W	L	T	SVS	PCT
2007-08	Almtuna IS	Swe-1	4	-	-	-	-	-	-	-	-	-	-
2008-09	Almtuna IS	Swe-1	12	-	-	-	-	-	-	-	-	-	-
2009-10	Almtuna IS	Swe-1	43	-	-	-	-	-	-	-	-	-	-
2010-11	Timra IK	SEL	14	730	33	0	0	2.71	-	-	-	277	0.894
	Almtuna IS	Swe-1	16	939	46	0	0	2.94	-	-	-	393	0.895

PLAYOFFS



ZACH REDMOND

DEFENCE

HEIGHT: 6-2 WEIGHT: 201 SHOOTS: RIGHT
BORN: JULY 26, 1988 TRAVERSE CITY, MICHIGAN

Year	Team	League	GP	G	A	PTS	PIM	REGULAR SEASON						
								+	-	PP	SH	GW	S	ATOI
2005-06	Sioux Falls	USHL	48	4	7	11	57	-	-	-	-	-	-	-
2006-07	Sioux Falls	USHL	60	8	31	39	37	-	-	-	-	-	-	-
2007-08	Ferris State	CCHA	37	6	13	19	33	-	-	-	-	-	-	-
2008-09	Ferris State	CCHA	38	3	21	24	48	-	-	-	-	-	-	-
2009-10	Ferris State	CCHA	40	6	21	27	46	-	-	-	-	-	-	-
2010-11	Ferris State	CCHA	26	7	13	20	20	-	-	-	-	-	-	-
	Chicago	AHL	3	0	0	0	4	-	-	-	-	-	-	-

PLAYOFFS

GP	G	A	PTS	PIM
11	1	2	3	4
8	3	7	10	8
-	-	-	-	-
-	-	-	-	-
-	-	-	-	-
-	-	-	-	-



JORDAN SAMUELS-THOMAS

LEFT WING

HEIGHT: 6-2 WEIGHT: 190 SHOOTS: LEFT
BORN: MAY 28, 1990 WINDSOR, CONNECTICUT

Year	Team	League	GP	G	A	PTS	PIM	REGULAR SEASON						
								+	-	PP	SH	GW	S	ATOI
2007-08	Waterloo	USHL	56	8	3	11	65	-	-	-	-	-	-	-
2008-09	Waterloo	USHL	59	32	22	54	59	-	-	-	-	-	-	-
2009-10	Bowling	CCHA	35	11	14	25	30	-	-	-	-	-	-	-
2010-11	Bowling	CCHA	36	9	12	21	46	-	-	-	-	-	-	-

PLAYOFFS

GP	G	A	PTS	PIM
11	0	2	2	10
3	2	1	3	2
-	-	-	-	-
-	-	-	-	-



VINNY SAPONARI

RIGHT WING

HEIGHT: 6-1 WEIGHT: 195 SHOOTS: RIGHT
BORN: FEBRUARY 15, 1990 POWDER SPRINGS, GEORGIA

Year	Team	League	REGULAR SEASON											PLAYOFFS					
			GP	G	A	PTS	PIM	+/-	PP	SH	GW	S	ATOI	GP	G	A	PTS	PIM	
2006-07	U.S. Under-18	NAHL	35	9	10	19	43												
2007-08	U.S. Under-18	NAHL	15	1	7	8	0												
2008-09	Boston University	HEast	44	8	9	17	39												
2009-10	Boston University	HEast	38	12	18	30	32												
2010-11	Dubuque	USHL	56	18	46	64	35							11	5	4	9	6	



MARK SCHEIFELE

CENTRE

HEIGHT: 6-3 WEIGHT: 175 SHOOTS: RIGHT
BORN: MARCH 15, 1993 KITCHENER, ONTARIO

Year	Team	League	REGULAR SEASON											PLAYOFFS					
			GP	G	A	PTS	PIM	+/-	PP	SH	GW	S	ATOI	GP	G	A	PTS	PIM	
2010-11	Barrie Colts	OHL	66	22	53	75	35												



BRENNAN SERVILLE

DEFENCE

HEIGHT: 6-3 WEIGHT: 180 SHOOTS: RIGHT
BORN: JUNE 2, 1993 PICKERING, ONTARIO

Year	Team	League	REGULAR SEASON											PLAYOFFS					
			GP	G	A	PTS	PIM	+/-	PP	SH	GW	S	ATOI	GP	G	A	PTS	PIM	
2009-10	Stouffville Spirit	OJHL	43	3	12	15	26												
2010-11	Stouffville Spirit	OJHL	36	3	27	30	29							19	2	10	12	20	



CODY SOL

DEFENCE

HEIGHT: 6-5 WEIGHT: 242 SHOOTS: LEFT
BORN: FEBRUARY 11, 1991 WOODSTOCK, ONTARIO

Year	Team	League	GP	REGULAR SEASON											PLAYOFFS						
				G	A	PTS	PIM	+/-	PP	SH	GW	S	ATOI	GP	G	A	PTS	PIM			
2007-08	Saginaw	OHL	12	0	0	0	4														
2008-09	Saginaw	OHL	66	1	6	7	128														
2009-10	Saginaw	OHL	55	7	8	15	151														
	Chicago	AHL	1	0	0	0															
2010-11	Kitchener	OHL	60	4	13	17	114														



PETER STOYKEWICH

DEFENCE

HEIGHT: 6-3 WEIGHT: 195 SHOOTS: LEFT
BORN: JULY 14, 1992 WINNIPEG, MANITOBA

Year	Team	League	GP	REGULAR SEASON											PLAYOFFS						
				G	A	PTS	PIM	+/-	PP	SH	GW	S	ATOI	GP	G	A	PTS	PIM			
2008-09	Wpg South Blues	MJHL	53	4	12	16	33														
2009-10	Wpg South Blues	MJHL	56	6	25	31	63														
2010-11	Des Moines Bucc's	USHL	58	5	10	15	77														



IVAN TELEGIN

CENTRE

HEIGHT: 6-3 WEIGHT: 185 SHOOTS: LEFT
BORN: FEBRUARY 28, 1992 NOVOKUZNETSK, RUSSIA

Year	Team	League	GP	REGULAR SEASON											PLAYOFFS						
				G	A	PTS	PIM	+/-	PP	SH	GW	S	ATOI	GP	G	A	PTS	PIM			
2009-10	Saginaw	OHL	51	26	18	44	20														
2010-11	Saginaw	OHL	59	20	41	61	35														



ZACH YUEN

DEFENCE

HEIGHT: 6-0 WEIGHT: 205 SHOOTS: LEFT
BORN: MARCH 3, 1993 VANCOUVER, BRITISH COLUMBIA

Year	Team	League	GP	REGULAR SEASON											PLAYOFFS						
				G	A	PTS	PIM	+/-	PP	SH	GW	S	ATOI	GP	G	A	PTS	PIM			
2008-09	Tri-City	WHL	4	0	0	0	0														
2009-10	Tri-City	WHL	42	1	3	4	19														
2010-11	Tri-City	WHL	72	8	24	32	65														



COACH CLAUDE NOEL RUNS PRACTICE DURING TRAINING CAMP



2011-12 WINNIPEG JETS MEDIA GUIDE
SEASON IN REVIEW

2010-11 SEASON-IN-REVIEW

FINAL NHL STANDINGS

STANDINGS BY DIVISION

EASTERN CONFERENCE

NORTHEAST DIVISION

TEAM	GP	W	L	OT	GF	GA	PTS
Boston	82	46	25	11	246	195	103
Montreal	82	44	30	8	216	209	96
Buffalo	82	43	29	10	245	229	96
Toronto	82	37	34	11	218	251	85
Ottawa	82	32	40	10	192	250	74

ATLANTIC DIVISION

TEAM	GP	W	L	OT	GF	GA	PTS
Philadelphia	82	47	23	12	259	223	106
Pittsburgh	82	49	25	8	238	199	106
NY Rangers	82	44	33	5	233	198	93
New Jersey	82	38	39	5	174	209	81
NY Islanders	82	30	39	13	229	264	73

SOUTHEAST DIVISION

TEAM	GP	W	L	OT	GF	GA	PTS
Washington	82	48	23	11	224	197	107
Tampa Bay	82	46	25	11	247	240	103
Carolina	82	40	31	11	236	239	91
Atlanta	82	34	36	12	223	269	80
Florida	82	30	40	12	195	229	72

WESTERN CONFERENCE

CENTRAL DIVISION

TEAM	GP	W	L	OT	GF	GA	PTS
Detroit	82	47	25	10	261	241	104
Nashville	82	44	27	11	219	194	99
Chicago	82	44	29	9	258	225	97
St. Louis	82	38	33	11	240	234	87
Columbus	82	34	35	13	215	258	81

PACIFIC DIVISION

TEAM	GP	W	L	OT	GF	GA	PTS
San Jose	82	48	25	9	248	213	105
Anaheim	82	47	30	5	239	235	99
Phoenix	82	43	26	13	231	226	99
Los Angeles	82	46	30	6	219	198	98
Dallas	82	42	29	11	227	233	95

NORTHWEST DIVISION

TEAM	GP	W	L	OT	GF	GA	PTS
Vancouver	82	54	19	9	262	185	117
Calgary	82	41	29	12	250	237	94
Minnesota	82	39	35	8	206	233	86
Colorado	82	30	44	8	227	288	68
Edmonton	82	25	45	12	193	269	62

STANDINGS BY CONFERENCE

EASTERN CONFERENCE

TEAM	GP	W	L	OT	GF	GA	PTS
Washington	82	48	23	11	224	197	107
Philadelphia	82	47	23	12	259	223	106
Boston	82	46	25	11	246	195	103
Pittsburgh	82	49	25	8	238	199	106
Tampa Bay	82	46	25	11	247	240	103
Montreal	82	44	30	8	216	209	96
Buffalo	82	43	29	10	245	229	96
NY Rangers	82	44	33	5	233	198	93
Carolina	82	40	31	11	236	239	91
Toronto	82	37	34	11	218	251	85
New Jersey	82	38	39	5	174	209	81
Atlanta	82	34	36	12	223	269	80
Ottawa	82	32	40	10	192	250	74
NY Islanders	82	30	39	13	229	264	73
Florida	82	30	40	12	195	229	72

WESTERN CONFERENCE

TEAM	GP	W	L	OT	GF	GA	PTS
Vancouver	82	54	19	9	262	185	117
San Jose	82	48	25	9	248	213	105
Detroit	82	47	25	10	261	241	104
Anaheim	82	47	30	5	239	235	99
Nashville	82	44	27	11	219	194	99
Phoenix	82	43	26	13	231	226	99
Los Angeles	82	46	30	6	219	198	98
Chicago	82	44	29	9	258	225	97
Dallas	82	42	29	11	227	233	95
Calgary	82	41	29	12	250	237	94
St. Louis	82	38	33	11	240	234	87
Minnesota	82	39	35	8	206	233	86
Columbus	82	34	35	13	215	258	81
Colorado	82	30	44	8	227	288	68
Edmonton	82	25	45	12	193	269	62

NHL LEADERS

INDIVIDUAL SCORING

PLAYER	TEAM	GP	G	A	PTS	+/-	PIM	PP	SH	GW	S	PCTG
Daniel Sedin	Vancouver	82	41	63	104	30	32	18	0	10	266	15.4
Martin St. Louis	Tampa Bay	82	31	68	99	0	12	4	0	7	254	12.2
Corey Perry	Anaheim	82	50	48	98	9	104	14	4	11	290	17.2
Henrik Sedin	Vancouver	82	19	75	94	26	40	8	0	4	157	12.1
Steven Stamkos	Tampa Bay	82	45	46	91	3	74	17	0	8	272	16.5
Jarome Iginla	Calgary	82	43	43	86	0	40	14	0	6	289	14.9
Alex Ovechkin	Washington	79	32	53	85	24	41	7	0	11	367	8.7
Teemu Selanne	Anaheim	73	31	49	80	6	49	16	0	5	213	14.6
Henrik Zetterberg	Detroit	80	24	56	80	-1	40	10	0	3	306	7.8
Brad Richards	Dallas	72	28	49	77	1	24	7	0	3	272	10.3
Eric Staal	Carolina	81	33	43	76	-10	72	12	3	8	296	11.1
Jonathan Toews	Chicago	80	32	44	76	25	26	10	1	8	233	13.7
Claude Giroux	Philadelphia	82	25	51	79	20	47	8	3	5	169	14.8
Ryan Getzlaf	Anaheim	67	19	57	76	14	35	7	0	4	117	16.2
Ryan Kesler	Vancouver	82	41	32	73	24	66	15	3	7	260	15.8
Patrick Marleau	San Jose	82	37	36	73	-3	16	11	2	9	279	13.3
Thomas Vanek	Buffalo	80	32	41	73	2	24	11	0	5	238	13.4
Patrick Kane	Chicago	73	27	46	73	7	28	5	0	2	216	12.5
Loui Eriksson	Dallas	79	27	46	73	10	8	10	1	6	179	15.1
Anze Kopitar	Los Angeles	75	25	48	73	25	20	6	1	6	233	10.7
Bobby Ryan	Anaheim	82	34	37	71	15	61	5	1	5	270	12.6
Patrick Sharp	Chicago	74	34	37	71	-1	38	12	2	6	268	12.7
Mike Ribeiro	Dallas	82	19	52	71	-4	28	7	0	4	161	11.8
Joe Thornton	San Jose	80	21	49	70	4	47	9	2	3	149	14.4
Alex Tanguay	Calgary	79	22	47	69	0	24	3	0	2	120	18.3

DEFENSEMAN SCORING

PLAYER	TEAM	GP	G	A	PTS	+/-	PIM	PP	SH	GW	S	PCTG
Lubomir Visnovsky	Anaheim	81	18	50	68	18	24	5	0	4	152	11.8
Nicklas Lidstrom	Detroit	82	16	46	62	-2	20	7	0	1	175	9.1
Keith Yandle	Phoenix	82	11	48	59	12	68	3	0	0	199	5.5
Dustin Byfuglien	Atlanta	81	20	33	53	-2	93	8	0	6	347	5.8
James Wisniewski	NYI, MTL	75	10	41	51	-14	38	7	0	2	158	6.3
Tobias Enstrom	Atlanta	72	10	41	51	-10	51	6	0	0	113	8.8
Christian Ehrhoff	Vancouver	79	14	36	50	19	52	6	0	3	209	6.7
Dan Boyle	San Jose	76	9	41	50	2	67	4	0	2	199	4.5
Kris Letang	Pittsburgh	82	8	42	50	15	101	4	0	2	236	3.4
Shea Weber	Nashville	82	16	32	48	7	56	6	1	3	254	6.3

GOALS

PLAYER	TEAM	GP	G
Corey Perry	Anaheim	82	50
Steven Stamkos	Tampa Bay	82	45
Jarome Iginla	Calgary	82	43
Daniel Sedin	Vancouver	82	41
Ryan Kesler	Vancouver	82	41
Patrick Marleau	San Jose	82	37
Jeff Carter	Philadelphia	80	36
Patrick Sharp	Chicago	74	34

POWER PLAY GOALS

PLAYER	TEAM	GP	PPG
Daniel Sedin	Vancouver	82	18
Steven Stamkos	Tampa Bay	82	17
Teemu Selanne	Anaheim	73	16
Ryan Kesler	Vancouver	82	15
Corey Perry	Anaheim	82	14
Jarome Iginla	Calgary	82	14
Chris Stewart	COL, STL	62	12
Vincent Lecavalier	Tampa Bay	65	12
Patrick Sharp	Chicago	74	12

ASSISTS

PLAYER	TEAM	GP	A
Henrik Sedin	Vancouver	82	75
Martin St. Louis	Tampa Bay	82	68
Daniel Sedin	Vancouver	82	63
Ryan Getzlaf	Anaheim	67	57
Henrik Zetterberg	Detroit	80	56
Alex Ovechkin	Washington	79	53
Mike Ribeiro	Dallas	82	52
Claude Giroux	Philadelphia	81	51

SHORTHANDED GOALS

PLAYER	TEAM	GP	SHG
Frans Nielsen	NYI	71	7
Michael Grabner	NYI	76	6
Brad Marchand	Boston	77	5
Brandon Prust	NYR	82	5
Pascal Dupuis	Pittsburgh	81	4
Jamie Benn	Dallas	69	4
Matt Cullen	Minnesota	78	4
Milan Michalek	Ottawa	66	4
Corey Perry	Anaheim	82	4

2010-11 SEASON-IN-REVIEW

NHL LEADERS

NHL LEADERS

POWER PLAY ASSISTS

PLAYER	TEAM	GP	PPA
Martin St. Louis	Tampa Bay	82	37
Nicklas Lidstrom	Detroit	82	32
Henrik Sedin	Vancouver	82	27

POWER PLAY POINTS

PLAYER	TEAM	GP	PPP
Daniel Sedin	Vancouver	82	42
Martin St. Louis	Tampa Bay	82	41
Nicklas Lidstrom	Detroit	82	39
Steven Stamkos	Tampa Bay	82	36
Henrik Sedin	Vancouver	82	35
Teemu Selanne	Anaheim	73	34
Joe Thornton	San Jose	80	33
Lubomir Visnovsky	Anaheim	81	31
Corey Perry	Anaheim	82	31
Jarome Iginla	Calgary	82	30

GAME-WINNING GOALS

PLAYER	TEAM	GP	GWG
Alex Ovechkin	Washington	79	11
Corey Perry	Anaheim	82	11
Daniel Sedin	Vancouver	82	10
Ilya Kovalchuk	New Jersey	81	9
Erik Cole	Carolina	82	9

SHORTHANDED ASSISTS

PLAYER	TEAM	GP	SHA
Claude Giroux	Philadelphia	82	4
Kyle Brodziak	Minnesota	80	3
Brooks Orpik	Pittsburgh	63	3

SHORTHANDED POINTS

PLAYER	TEAM	GP	SHP
Frans Nielsen	NYI	71	8
Claude Giroux	Philadelphia	82	7
Michael Grabner	NYI	76	7
Brandon Prust	NYR	82	7
Jamie Benn	Dallas	69	6
Brad Marchand	Boston	77	6
Matt Cooke	Pittsburgh	67	6
Mike Richards	Philadelphia	81	6
Corey Perry	Anaheim	82	5
Pascal Dupuis	Pittsburgh	81	5

SHOTS

PLAYER	TEAM	GP	S
Alex Ovechkin	Washington	79	367
Dustin Byfuglien	Atlanta	81	347
Jeff Carter	Philadelphia	80	335
Phil Kessel	Toronto	82	325
Henrik Zetterberg	Detroit	80	306

GOALTENDING LEADERS

WINS

GOALTENDER	TEAM	GP	W
Roberto Luongo	Vancouver	60	38
Carey Price	Montreal	72	38
Jimmy Howard	Detroit	63	37
Miikka Kiprusoff	Calgary	71	37
Cam Ward	Carolina	74	37

SHUTOUTS

GOALTENDER	TEAM	GP	SO
Henrik Lundqvist	NYR	68	11
Tim Thomas	Boston	57	9
Carey Price	Montreal	72	8
Ilya Bryzgalov	Phoenix	68	7
Jaroslav Halak	St. Louis	57	7

GOALS-AGAINST AVERAGE

GOALTENDER	TEAM	GPI	MINS	GA	GAA
Tim Thomas	Boston	57	3363	112	2.00
Roberto Luongo	Vancouver	60	3589	126	2.11
Pekka Rinne	Nashville	64	3789	134	2.12
Semyon Varlamov	Washington	27	1560	58	2.23
Cory Schneider*	Vancouver	25	1371	51	2.23

SAVE PERCENTAGE

GOALTENDER	TEAM	GPI	MINS	GA	SA	SPCTG
Tim Thomas	Boston	57	3363	112	1811	.938
Pekka Rinne	Nashville	64	3789	134	1905	.930
Cory Schneider*	Vancouver	25	1371	51	714	.929
Roberto Luongo	Vancouver	60	3589	126	1753	.928
Jonas Hiller	Anaheim	49	2671	114	1493	.924

INDIVIDUAL SCORING

POS	NO	PLAYER	GP	G	A	P	+/-	PIM	PP	SH	GW	S	%	TOI/G
L	16	Andrew Ladd	81	29	30	59	-10	39	9	2	2	195	14.9	20:04
D	33	Dustin Byfuglien	81	20	33	53	-2	93	8	0	6	347	5.8	23:18
D	39	Tobias Enstrom	72	10	41	51	-10	54	6	0	0	113	8.8	23:41
C	10	Bryan Little	76	18	30	48	11	33	2	2	1	158	11.4	18:27
R	26	Blake Wheeler	81	18	26	44	10	46	0	0	2	179	10.1	16:14
L	9	Evander Kane	73	19	24	43	-12	68	4	0	2	234	8.1	17:51
C	80	Nik Antropov	76	16	25	41	-17	42	5	0	2	105	15.2	15:39
R	22	Anthony Stewart	80	14	25	39	-10	55	5	0	2	141	9.9	14:58
C	13	Rob Schremp	63	13	13	26	-20	16	4	0	3	83	15.7	14:02
R	20	Radek Dvorak	66	7	15	22	2	24	0	1	3	109	6.4	16:04
C	8	Alexander Burmistrov*	74	6	14	20	-12	27	0	0	2	92	6.5	13:13
R	27	Chris Thorburn	82	9	10	19	-4	77	2	0	0	114	7.9	13:47
D	6	Ron Hainsey	82	3	16	19	3	24	0	0	2	83	3.6	18:05
D	4	Zach Bogosian	71	5	12	17	-27	29	0	0	1	155	3.2	22:24
D	29	Johnny Oduya	82	2	15	17	-15	22	0	0	0	90	2.2	20:43
C	23	Jim Slater	36	5	7	12	4	19	0	0	1	53	9.4	10:34
L	36	Eric Boulton	69	6	4	10	1	87	0	0	1	51	11.8	8:57
R	14	Tim Stapleton	45	5	2	7	-10	12	1	0	1	44	11.4	11:06
D	5	Mark Stuart	54	2	4	6	0	47	0	0	1	41	4.9	15:39
C	49	Ben Maxwell	12	1	1	2	-7	9	0	0	0	13	7.7	11:59
D	24	Freddy Meyer	15	1	1	2	-7	8	0	0	0	11	9.1	15:15
C	45	Patrice Cormier*	21	1	1	2	-5	4	0	0	0	27	3.7	9:38
D	51	Andrey Zubarev*	4	0	1	1	-4	4	0	0	0	2	.0	20:04
D	38	Paul Postma*	1	0	0	0	0	0	0	0	0	1	.0	9:55
L	48	Carl Klingberg*	1	0	0	0	0	0	0	0	0	0	.0	10:22
D	26	Noah Welch*	2	0	0	0	-1	0	0	0	0	1	.0	17:33
D	44	Arturs Kulda*	2	0	0	0	-2	2	0	0	0	3	.0	11:06
G	34	Peter Mannino*	2	0	0	0	0	0	0	0	0	0	.0	36:23
R	46	Spencer Machacek*	10	0	0	0	-2	0	0	0	0	7	.0	7:40
G	50	Chris Mason	33	0	0	0	0	4	0	0	0	0	.0	50:57
G	31	Ondrej Pavelec	58	0	0	0	0	4	0	0	0	0	.0	55:36

GOALTENDING

NO	GOALIE	GPT	MINS	AVG	W	L	OT	EN	SO	GA	SA	SV%	G	A	PIM
31	Ondrej Pavelec	58	3225	2.73	21	23	9	1	4	147	1558	.914	-	-	-
34	Peter Mannino*	2	73	4.11	-	-	-	1	0	5	31	.861	-	-	-
50	Chris Mason	33	1682	3.39	13	13	3	6	1	95	787	.892	-	-	-

TRADED / WAIVED PLAYERS

POS	NO	PLAYER	GP	G	A	P	+/-	PIM	PP	SH	GW	S	%	TOI/G
R	11	Niclas Bergfors	52	11	18	29	-11	6	3	0	1	99	11.1	14:09
L	34	Nigel Dawes	9	0	1	1	-6	0	0	0	0	9	.0	11:11
L	55	Ben Eager	34	3	7	10	4	77	0	0	1	41	7.3	12:15
L	19	Fredrik Modin	36	7	3	10	-11	12	0	1	0	51	13.7	11:57
C	49	Chris Peeverley	59	14	20	34	-16	35	6	1	2	161	8.7	19:13
L	34	Patrick Rissmiller	1	0	0	0	-1	0	0	0	0	2	.0	13:07
D	55	Brent Sopel	59	2	5	7	7	16	0	0	0	40	5.0	16:25

* - Indicates rookie status

2010-11 SEASON-IN-REVIEW

HOME & ROAD STATISTICS

HOME & ROAD SCORING

PLAYER	OVERALL			HOME			ROAD		
	G	A	PTS	G	A	PTS	G	A	PTS
Andrew Ladd	29	30	59	13	16	29	16	14	30
Dustin Byfuglien	20	33	53	8	21	29	12	12	24
Tobias Enstrom	10	41	51	5	19	24	5	22	27
Bryan Little	18	30	48	8	12	20	10	18	28
Blake Wheeler	18	26	44	10	13	23	8	13	21
Evander Kane	19	24	43	9	12	21	10	12	22
Nik Antropov	16	25	41	10	11	21	6	14	20
Anthony Stewart	14	25	39	6	11	17	8	14	22
Rob Schremp	13	13	26	7	7	14	6	6	12
Radek Dvorak	7	15	22	3	7	10	4	8	12
Alexander Burmistrov*	6	14	20	3	8	11	3	6	9
Chris Thorburn	9	10	19	2	3	5	7	7	14
Ron Hainsey	3	16	19	2	7	9	1	9	10
Zach Bogosian	5	12	17	3	3	6	2	9	11
Johnny Oduya	2	15	17	0	9	9	2	6	8
Jim Slater	5	7	12	4	3	7	1	4	5
Eric Boulton	6	4	10	3	1	4	3	3	6
Tim Stapleton	4	2	6	3	1	4	2	1	3
Mark Stuart	2	4	6	2	2	4	0	2	2
Ben Maxwell	1	1	2	1	1	2	0	0	0
Freddy Meyer	1	1	2	1	1	2	0	0	0
Patrice Cormier*	1	1	2	1	0	1	0	1	1
Andrey Zubarev*	0	1	1	0	0	0	0	1	1
Paul Postma*	0	0	0	0	0	0	0	0	0
Carl Klingberg*	0	0	0	0	0	0	0	0	0
Noah Welch	0	0	0	0	0	0	0	0	0
Arturs Kulda*	0	0	0	0	0	0	0	0	0
Spencer Machacek*	0	0	0	0	0	0	0	0	0

* - indicates rookie

HOME & ROAD GOALTENDING

GOALTENDER	GP	W	L	OT	GA	HOME				
						AVG	SO	SH	SV	Sv%
Ondrej Pavelec	29	12	10	5	64	2.34	3	846	782	.924
Chris Mason	15	5	7	2	41	3.00	0	386	344	.894
Peter Mannino	1	0	0	0	1	1.58	0	16	15	.938

GOALTENDER	GP	W	L	OT	GA	ROAD				
						AVG	SO	SH	SV	Sv%
Ondrej Pavelec	29	9	13	4	83	3.15	1	859	776	.903
Chris Mason	18	8	6	1	54	3.75	1	496	442	.891
Peter Mannino	1	0	0	0	4	6.86	0	20	16	.800

EVEN-STRENGTH SCORING

OVERALL

PLAYER	G	A	PTS
Blake Wheeler	18	21	39
Andrew Ladd	18	20	38
Evander Kane	15	20	35
Bryan Little	14	21	35
Dustin Byfuglien	12	17	29
Anthony Stewart	9	20	29
Nik Antropov	11	14	25
Tobias Enstrom	4	18	22
Radek Dvorak	6	15	21
Rob Schremp	9	10	19
Alexander Burmistrov*	6	13	19
Ron Hainsey	3	14	17
Chris Thorburn	7	9	16
Zach Bogosian	5	8	13
Johnny Oduya	2	11	13
Jim Slater	5	7	12
Eric Boulton	6	4	10
Tim Stapleton	4	2	6
Mark Stuart	2	4	6
Ben Maxwell	1	1	2
Freddy Meyer	1	1	2
Patrice Cormier*	1	1	2
Andrey Zubarev*	0	1	1
Paul Postma*	0	0	0
Carl Klingberg*	0	0	0
Noah Welch	0	0	0
Arturs Kulda*	0	0	0
Spencer Machacek*	0	0	0

POWER PLAY SCORING

OVERALL

PLAYER	G	A	PTS
Tobias Enstrom	6	22	28
Dustin Byfuglien	8	16	24
Andrew Ladd	9	9	18
Nik Antropov	5	11	16
Anthony Stewart	5	5	10
Bryan Little	2	8	10
Evander Kane	4	4	8
Rob Schremp	4	3	7
Blake Wheeler	0	5	5
Zach Bogosian	0	4	4
Johnny Oduya	0	4	4
Chris Thorburn	2	1	3
Tim Stapleton	1	0	1
Ron Hainsey	0	1	1
Clarke MacArthur	1	0	1
Johnny Oduya	0	1	1
Jim Slater	1	0	1
Tim Stapleton	1	0	1

SHORTHANDED SCORING

OVERALL

PLAYER	G	A	PTS
Andrew Ladd	2	1	3
Bryan Little	2	1	3
Radek Dvorak	1	0	1
Tobias Enstrom	0	1	1
Alexander Burmistrov*	0	1	1
Ron Hainsey	0	1	1



Andrew Ladd

2010-11 SEASON-IN-REVIEW

STATISTICS VS. CONFERENCE

SCORING VS. EASTERN CONFERENCE TEAMS

PLAYER	ATLANTIC			NORTHEAST			SOUTHEAST			CONFERENCE		
	G	A	PTS	G	A	PTS	G	A	PTS	G	A	PTS
Nik Antropov	6	6	12	4	4	8	2	10	12	12	20	32
Zach Bogosian	1	0	1	0	6	6	3	3	6	4	9	13
Eric Boulton	6	0	6	0	2	2	0	1	1	6	3	9
Alexander Burmistrov	1	8	9	2	1	3	2	1	3	5	10	15
Dustin Byfuglien	4	4	8	8	12	20	3	7	10	15	23	38
Patrice Cormier	0	0	0	1	1	2	0	0	0	1	1	2
Radek Dvorak	1	5	6	0	1	1	2	7	9	3	13	16
Tobias Enstrom	1	8	9	7	12	19	2	7	9	10	27	37
Ron Hainsey	2	7	9	1	3	4	0	3	3	3	13	16
Evander Kane	6	7	13	4	4	8	6	5	11	16	16	32
Carl Klingberg	0	0	0	0	0	0	0	0	0	0	0	0
Arturs Kulda	0	0	0	0	0	0	0	0	0	0	0	0
Andrew Ladd	7	6	13	7	4	11	8	10	18	22	20	42
Bryan Little	4	8	12	3	9	12	6	8	14	13	25	38
Spencer Machacek	0	0	0	0	0	0	0	0	0	0	0	0
Ben Maxwell	0	0	0	1	1	2	0	0	0	1	1	2
Freddy Meyer	1	0	1	0	0	0	0	1	1	1	1	2
Johnny Oduya	2	3	5	0	3	3	0	6	6	2	12	14
Paul Postma	0	0	0	0	0	0	0	0	0	0	0	0
Rob Schremp	5	3	8	4	3	7	2	3	5	11	9	20
Jim Slater	0	3	3	2	1	3	1	2	3	3	6	9
Tim Stapleton	3	1	4	1	0	1	1	0	1	5	1	6
Anthony Stewart	3	12	15	2	7	9	2	5	7	7	24	31
Mark Stuart	0	1	1	1	2	3	1	1	2	2	4	6
Chris Thorburn	2	5	7	1	4	5	2	0	2	5	9	14
Noah Welch	0	0	0	0	0	0	0	0	0	0	0	0
Blake Wheeler	4	9	13	4	5	9	7	8	15	15	22	37
Andrey Zubarev	0	1	1	0	0	0	0	0	0	0	1	1

GOALTENDING VS. EASTERN CONFERENCE TEAMS

GOALTENDER	GP	W	L	OT	ATLANTIC		AVG	SO	MINS	SV	SV%
					GA	GA					
Ondrej Pavelec	14	5	6	2	38	2.75	1	830	393	.903	
Chris Mason	7	5	2	0	17	2.70	1	378	174	.902	
Peter Mannino	0	0	0	0	0	0.00	0	0	0	.000	
GOALTENDER	GP	W	L	OT	NORTHEAST		AVG	SO	MINS	SV	SV%
					GA	GA					
Ondrej Pavelec	14	6	7	0	39	3.12	1	751	437	.911	
Chris Mason	9	3	4	0	31	4.02	0	463	216	.856	
Peter Mannino	0	0	0	0	0	0.00	0	0	0	.000	
GOALTENDER	GP	W	L	OT	SOUTHEAST		AVG	SO	MINS	SV	SV%
					GA	GA					
Ondrej Pavelec	18	6	5	5	37	2.35	2	944	515	.928	
Chris Mason	9	3	2	3	26	3.47	0	450	286	.909	
Peter Mannino	2	0	0	0	5	4.17	0	72	36	.861	
GOALTENDER	GP	W	L	OT	CONFERENCE		AVG	SO	MINS	SV	SV%
					GA	GA					
Ondrej Pavelec	46	17	18	7	114	2.71	4	2,525	1,345	.915	
Chris Mason	25	11	8	3	74	3.44	1	1,291	676	.891	
Peter Mannino	2	0	0	0	5	4.17	0	72	36	.861	

SCORING VS. WESTERN CONFERENCE TEAMS

PLAYER	CENTRAL			NORTHWEST			PACIFIC			CONFERENCE		
	G	A	PTS	G	A	PTS	G	A	PTS	G	A	PTS
Nik Antropov	3	3	6	1	1	2	0	1	1	4	5	9
Zach Bogosian	1	1	2	0	2	2	0	0	0	1	3	4
Eric Boulton	0	1	1	0	0	0	0	0	0	0	1	1
Alexander Burmistrov	1	2	3	0	2	2	0	0	0	1	4	5
Dustin Byfuglien	2	3	5	2	4	6	1	3	4	5	10	15
Patrice Cormier	0	0	0	0	0	0	0	0	0	0	0	0
Radek Dvorak	2	1	3	2	1	3	0	0	0	4	2	6
Tobias Enstrom	0	4	4	0	4	4	0	6	6	0	14	14
Ron Hainsey	0	1	1	0	2	2	0	0	0	0	3	3
Evander Kane	1	4	5	1	3	4	1	1	2	3	8	11
Carl Klingberg	0	0	0	0	0	0	0	0	0	0	0	0
Arturs Kulda	0	0	0	0	0	0	0	0	0	0	0	0
Andrew Ladd	2	5	7	2	3	5	3	2	5	7	10	17
Bryan Little	2	2	4	3	0	3	0	3	3	5	5	10
Spencer Machacek	0	0	0	0	0	0	0	0	0	0	0	0
Ben Maxwell	0	0	0	0	0	0	0	0	0	0	0	0
Freddy Meyer	0	0	0	0	0	0	0	0	0	0	0	0
Johnny Oduya	0	1	1	0	0	0	0	2	2	0	3	3
Paul Postma	0	0	0	0	0	0	0	0	0	0	0	0
Rob Schremp	0	0	0	0	3	3	2	1	3	2	4	6
Jim Slater	1	1	2	1	0	1	0	0	0	2	1	3
Tim Stapleton	0	1	1	0	0	0	0	0	0	0	1	1
Anthony Stewart	1	1	2	2	0	2	4	0	4	7	1	8
Mark Stuart	0	0	0	0	0	0	0	0	0	0	0	0
Chris Thorburn	1	0	1	0	0	0	3	1	4	4	1	5
Noah Welch	0	0	0	0	0	0	0	0	0	0	0	0
Blake Wheeler	2	1	3	0	1	1	1	2	3	3	4	7
Andrey Zubarev	0	0	0	0	0	0	0	0	0	0	0	0

GOALTENDING VS. WESTERN CONFERENCE TEAMS

GOALTENDER	GP	W	L	OT	CENTRAL					
					GA	AVG	SO	MINS	SV	SV%
Ondrej Pavelec	6	2	1	2	14	2.41	4	349	189	.926
Chris Mason	2	0	2	0	7	5.19	0	81	39	.821
Peter Mannino	0	0	0	0	0	0.00	0	0	0	.000

GOALTENDER	GP	W	L	OT	NORTHWEST					
					GA	AVG	SO	MINS	SV	SV%
Ondrej Pavelec	4	2	2	0	9	2.26	0	239	115	.922
Chris Mason	2	0	2	0	6	3.05	0	118	50	.880
Peter Mannino	0	0	0	0	0	0.00	0	0	0	.000

GOALTENDER	GP	W	L	OT	PACIFIC					
					GA	AVG	SO	MINS	SV	SV%
Ondrej Pavelec	2	0	2	0	10	5.45	0	110	56	.821
Chris Mason	4	2	1	0	8	2.50	0	192	117	.932
Peter Mannino	0	0	0	0	0	0.00	0	0	0	.000

GOALTENDER	GP	W	L	OT	CONFERENCE					
					GA	AVG	SO	MINS	SV	SV%
Ondrej Pavelec	12	4	5	2	33	2.84	0	698	360	.908
Chris Mason	8	2	5	0	21	3.22	0	391	206	.898
Peter Mannino	0	0	0	0	0	0.00	0	0	0	.000

2010-11 SEASON-IN-REVIEW

MISCELLANEOUS STATISTICS

MISCELLANEOUS STATISTICS

TEAM RECORDS

Overall record	34-36-12
Home record	17-17-7
Road record	17-19-5

1-goal games	22-6-12
2-goal games	4-14
3-goal games	8-16

Scoring first	22-14-9
Opponent scoring first	12-22-3

Leading after 1 period	13-8-5
Trailing after 1 period	7-19-3
Tied after 1 period	14-9-4
Leading after 2 periods	20-2-5
Trailing after 2 periods	6-26-2
Tied after 2 periods	8-8-5

Overtime Record - This Season	15-12
Overtime Record - Franchise	89-78-45

Outshooting opponent	14-19-2
Outshot by opponent	18-16-9
Even shots	2-1-1

vs. Northeast	9-11-0
vs. Atlantic	10-8-2
vs. Southeast	9-7-8
vs. EASTERN CONFERENCE	28-26-10

vs. Central	2-3-2
vs. Pacific	2-3-0
vs. Northwest	2-4-0
vs. WESTERN CONFERENCE	6-10-2

MONTH BY MONTH RECORD

	W-L-OT	Points
October	5-4-2	12
November	8-5-1	17
December	7-6-3	17
January	4-4-3	11
February	2-7-2	6
March	7-6-1	15
April	1-4-0	2
Totals	34-36-12	80

GOALS BY PERIOD

	1	2	3	OT	T
Thrashers	63	72	73	10	218
Opponents	67	92	98	5	262

SHOTS BY PERIOD

	1	2	3	OT	T
Thrashers	818	885	806	72	2581
Opponents	854	886	851	47	2638

POWER PLAY

	G	Att	Pct (Rank)
Overall	53	289	18.3 (12th NHL)
Home	24	142	16.9 (20th NHL)
Road	29	147	19.7 (7th NHL)

10 SHORTHANDED GOALS ALLOWED (25th NHL)

PENALTY KILLING

	G	Att	Pct (Rank)
Overall	64	285	77.5 (28th NHL)
Home	26	139	81.3 (24th NHL)
Road	38	146	74.0 (29th NHL)

6 SHORTHANDED GOALS SCORED (19th NHL)

PENALTIES

GP	Minutes	Avg. (Rank)
82	930	11.3 (21st NHL)



Chris Thorburn

TEAM LEADERS

SKATERS

Games:	Thorburn, Hainsey, Oduya, 82
Goals:	Ladd, 29
Assists:	Enstrom, 41
Points:	Ladd, 59
Even-strength goals:	Ladd, Wheeler, 18
Even-strength assists:	Wheeler, Little, 21
Even-strength points:	Wheeler, 39
Power play goals:	Ladd, 9
Power play assists:	Enstrom, 22
Power play points:	Enstrom, 28
Shorthanded goals:	Ladd, Little, 2
Shorthanded assists:	Ladd, Enstrom, Little, Burmistrov, Hainsey, 1
Shorthanded points:	Ladd, Little, 3
Game-winning goals:	Byfuglien, 6
Penalty minutes:	Byfuglien, 93
Shots on goal:	Byfuglien, 347
Plus-Minus Rating:	Little, plus-11
Average time on ice:	Enstrom, 23:41

GOALTENDERS

Games played:	Pavelec, 58
Games started:	Pavelec, 54
Wins:	Pavelec, 21
Shutouts:	Mason, 1
Minutes played:	Pavelec, 3,225
Goals-against average:	Pavelec, 2.73
Shots faced:	Pavelec, 1,558
Saves:	Pavelec, 1,411
Save percentage:	Pavelec, .914

HAT TRICKS & PENALTY SHOTS

HAT TRICKS

HAT TRICKS FOR

Date/Opp.	Player	Goals	Result
Oct. 15 @ ANA	Anthony Stewart	3	5-4W
Dec. 18 @ NJ	Eric Boulton	3	7-1W

HAT TRICKS AGAINST

Date/Opp.	Player	Goals	Result
Oct. 22 vs. TB	Steven Stamkos	3	5-2L
Nov. 13 vs. PIT	Evgeni Malkin	3	4-2L

PENALTY SHOTS

PENALTY SHOTS FOR

Date/Opp.	Player	Goaltender	Result
Oct. 8 vs. WSG	Evander Kane	Michael Neuwirth	Goal
Dec. 11 @ NYI	Evander Kane	Rick DiPietro	No Goal
Mar. 19 @ BUF	Evander Kane	Ryan Miller	No Goal

PENALTY SHOTS AGAINST

Date/Opp.	Player	Goaltender	Result
Dec. 13 @ OTT	Jason Spezza	Ondrej Pavelec	Goal
Feb. 11 vs. NYR	Marian Haborik	Ondrej Pavelec	No Goal
Mar. 25 vs. VAN	Daniel Sedin	Chris Mason	No Goal
Apr. 2 @ BOS	Michael Ryder	Ondrej Pavelec	Goal

2010-11 SEASON-IN-REVIEW OVERTIME & SHOOTOUT SUMMARY

OVERTIME & SHOOTOUT SUMMARY

TEAM SUMMARY

	GP	W	L	T/SO
Overall	27	10	5	12
Home	15	5	2	8
Road	12	5	3	4

OVERTIME SUMMARY

OVERTIME GOALS FOR

Date/Opp.	Goal Scorer	Time	Score
Oct. 29 vs. BUF	Dustin Byfuglien	4:31	4-3
Nov. 21 vs. NYI	Dustin Byfuglien	1:30	2-1
Nov. 30 @ COL	Anthony Stewart	1:49	3-2
Dec. 6 vs. NSH	Zach Bogosian	2:11	3-2
Dec. 13 @ OTT	Bryan Little	1:09	4-3
Jan. 2 @ MTL	Dustin Byfuglien	3:43	4-3
Feb. 27 @ TOR	Ron Hainsey	2:31	3-2
Mar. 5 @ FLA	Andrew Ladd	0:25	4-3
Mar. 9 @ CAR	Tim Stapleton	1:38	3-2
Mar. 12 @ PHI	Ron Hainsey	1:17	5-4

SHOOTOUT SUMMARY

TEAM SUMMARY

	GP	W	L
Overall	12	5	7
Home	8	3	5
Road	4	2	2

SHOOTER SUMMARY

Player	G	S	S%	GDP
Tim Stapleton	1	1	100	1
Blake Wheeler	2	3	66.7	0
Rob Schremp	1	2	50	1
Andrew Ladd	2	5	40	1
Alexander Burmistrov	1	3	33.3	1
Bryan Little	3	10	30	0
Nik Antropov	1	4	25	0
Dustin Byfuglien	0	2	0	0
Evander Kane	0	4	0	0

GOALTENDER SUMMARY

Goalie	REC	G/S	SV %
Chris Mason	2-2	4/17	.765
Ondrej Pavelec	3-5	9/24	.625

REC-Record, G/S- Goals/Saves, SV%-Save Percentage



Chris Mason & Blake Wheeler

MULTIPLE-POINT GAMES

Player	Total	4-Point	3-Point	2-Point	Last Multiple-Point Game
Andrew Ladd	12	-	1	11	1-1-2 @ PHI on 3/12/11
Bryan Little	11	-	-	11	0-2-2 vs. FLA on 3/5/11
Dustin Byfuglien	11	1	1	9	0-3-3 vs. FLA on 3/5/11
Tobias Enstrom	10	1	1	8	0-2-2 @ PHX on 2/17/11
Evander Kane	8	-	1	7	1-1-2 @ PHI on 3/12/11
Anthony Stewart	7	-	1	6	0-2-2 @ NJ on 3/12/11
Rich Peverley	7	-	1	6	1-2-3 @ PHX on 2/17/11
Blake Wheeler	4	-	-	4	2-0-2 @ NSH on 4/5/11
Nik Antropov	4	-	-	4	0-2-2 @ WSH on 12/4/10
Ron Hainsey	3	-	-	3	0-2-2 vs. PHI on 3/17/11
Fredrik Modin	3	-	-	3	2-0-2 @ TOR on 12/20/10
Niclas Bergfors	2	-	-	2	0-2-2 vs. PHI on 1/14/11
Ben Eager	2	-	-	2	1-1-2 vs. WSH on 11/19/10
Chris Thorburn	2	-	1	1	1-2-3 vs. NJ on 12/18/10
Eric Boulton	1	-	1	-	3-0-3 vs. NJ on 12/18/10
Alexander Burmistrov	1	-	-	1	0-2-2 vs. PIT on 11/3/10
Rob Schremp	1	-	-	1	1-1-2 @ NYR on 4/7/11
Johnny Oduya	1	-	-	1	2-0-2 @ NYI on 12/11/10

MULTIPLE-GOAL GAMES

Player	Total	4-Goal	3-Goal	2-Goal	Last Multiple-Goal Game
Evander Kane	3	-	-	3	vs. NYR on 2/11/11
Bryan Little	3	-	-	3	@ CAR on 1/9/11
Andrew Ladd	2	-	-	2	vs. FLA on 3/5/11
Fredrik Modin	2	-	-	2	@ TOR on 12/20/10
Blake Wheeler	2	-	-	2	@ NSH on 4/5/11
Johnny Oduya	2	-	-	2	@ NYI on 12/11/10
Tobias Enstrom	2	-	-	2	vs. BOS on 12/30/10
Rich Peverley	2	-	-	2	@ FLA on 1/5/11
Anthony Stewart	1	-	1	-	@ ANA on 10/15/11
Eric Boulton	1	-	1	-	@ NJ on 12/18/10

MULTIPLE-ASSIST GAMES

Player	Total	4-Assist	3-Assist	2-Assist	Last Multiple-Assist Game
Tobias Enstrom	8	-	1	7	@ PHX on 2/17/11
Bryan Little	6	-	-	6	vs. FLA on 3/5/11
Dustin Byfuglien	5	-	2	3	vs. FLA on 3/5/11
Andrew Ladd	3	-	-	3	vs. FLA on 1/5/11
Anthony Stewart	3	-	-	3	@ PHI on 3/12/11
Rich Peverley	3	-	-	3	@ PHX on 2/17/11
Chris Thorburn	2	-	-	2	vs. NJ on 12/18/10
Ron Hainsey	1	-	-	1	vs. PHI on 3/17/11
Alexander Burmistrov	1	-	-	1	vs. PIT on 11/13/10
Niclas Bergfors	1	-	-	1	vs. PHI on 1/14/11
Blake Wheeler	1	-	-	1	@ NYI on 3/24/11
Nik Antropov	1	-	-	1	@ WSH on 12/4/10

2010-11 SEASON-IN-REVIEW

SCORING STREAKS

POINT-SCORING STREAKS

Player	Length	Dates	Total Points (Goals, Assists)
Andrew Ladd	6	10/15-10/27	8 (3 goals, 5 assists)
	6	1/2-1/15	7 (4 goals, 3 assists)
	4	2/13-2/23	5 (5 goals)
Tobias Enstrom	5	11/21-11/30	6 (1 goal, 5 assists)
	6	1/2-1/15	9 (1 goal, 8 assists)
	5	3/3-3/12	5 (2 goals, 3 assists)
Niclas Bergfors	5	10/23-11/3	6 (4 goals, 2 assists)
	5	11/6-11/14	5 (1 goal, 4 assists)
	5	1/2-1/15	6 (2 goals, 4 assists)
Dustin Byfuglien	5	11/19-11/30	10 (4 goals, 6 assists)
Rich Peverley	5	10/23-11/3	7 (1 goal, 6 assists)
Nik Antropov	5	3/27-4/5	5 (3 goals, 2 assists)
Anthony Stewart	4	12/16-12/21	7 (2 goals, 5 assists)
Bryan Little	4	12/6-12/13	5 (4 goals, 1 assist)

Minimum Four Games

GOAL-SCORING STREAKS

Player	Length	Dates	Total Goals
Andrew Ladd	4	2/13-2/23	5
Niclas Bergfors	4	10/27-11/3	4
Bryan Little	3	12/10-12/13	4

Minimum Three Games



BRYAN LITTLE

ASSIST STREAKS

Player	Length	Dates	Total Assists
Rich Peverley	5	10/23-11/3	6
Andrew Ladd	4	10/15-10/22	4
	3	11/19-11/26	4
	4	12/21-12/28	5
Tobias Enstrom	3	10/23-10/29	5
	3	11/6-11/11	4
	5	11/21-11/30	5
	3	12/18-12/21	4
	3	1/9-1/15	4
Dustin Byfuglien	3	10/29-11/23	3
	3	11/9-11/11	4
	3	11/26-11/30	5
	3	12/4-12/10	3
Anthony Stewart	3	10/23-10/29	4
	4	12/16-12/21	5
Bryan Little	3	12/23-12/28	4
	3	2/23-2/27	3
Niclas Bergfors	3	11/6-11/11	3
Nik Antropov	3	1/15-1/20	3

Minimum Three Games

2010-11 SEASON-IN-REVIEW PLAYER GAME-BY-GAME

DATE/OPP	#4 BOGOSIAN	#5 STUART	#6 HAINSEY	#8 BURMISTROW	#9 KANE	#10 LITTLE
10/8 vs. WSH	0-0 1/0 25.09	-	0-0 1/1 13.47	0-0 3/0 12.09	2-0 (W) 7/1 18.24	0-0 3/1 16.32
10/9 @ TB	0-0 2/0 25.07	-	0-0 1/1 10.54	0-0 3/2 13.56	0-0 5/1 17.32	0-0 0/0 15.51
10/12 @ LA	0-0 2/1 21.58	-	0-0 0/1 14.36	0-0 1/0 14.58	0-0 4/2 15.10	0-0 0/0 17.95
10/15 @ ANA	INJ	-	0-0 1/0 14.32	0-0 1/0 16.16	0-0 0/0 17.00	0-1 4/1 20.34
10/16 @ SI	INJ	-	0-0 5/1 15.16	0-0 1/0 15.15	1-0 2/1 18.43	0-2 3/1 17.07
10/20 vs. BUF	INJ	-	0-0 0/2 15.04	0-0 1/0 14.45	0-0 1/1 17.21	0-0 0/1 15.37
10/22 vs. TB	INJ	-	0-0 3/1 19.43	0-0 2/2 13.21	0-0 5/0 19.27	0-0 1/2 20.12
10/23 @ WSH	INJ	-	0-0 0/1 21.36	0-0 0/0 16.27	2-0 7/0 17.09	0-0 2/0 18.09
10/27 @ NYR	INJ	-	0-1 0/0 18.05	0-1 1/1 17.18	1-0 2/0 15.33	1-0 2/1 13.53
10/29 vs. BUF	0-0 2/0 19.10	-	0-0 0/0 16.24	1-0 2/1 16.57	0-1 4/2 19.13	0-0 0/0 2.09
10/30 @ STL	0-0 0/1 21.18	-	0-0 1/1 14.27	0-0 1/0 15.43	0-1 1/0 18.15	INJ
11/3 @ FLA	0-1 2/0 21.28	-	0-0 0/1 16.29	0-0 0/0 12.01	0-0 4/1 16.15	INJ
11/4 vs. CBJ	0-0 2/2 21.29	-	0-0 0/0 15.34	0-0 3/0 14.00	0-0 4/2 15.49	INJ
11/6 vs. CHI	0-1 2/0 23.09	-	0-0 0/1 17.05	1-0 1/1 11.10	1-0 6/1 16.54	INJ
11/9 @ OTT	0-0 1/2 20.53	-	0-0 1/1 16.08	0-0 2/1 12.59	0-1 5/2 17.18	INJ
11/11 vs. MIN	0-0 0/0 21.24	-	0-0 2/1 17.18	0-1 1/2 15.42	0-0 1/0 15.27	DND
11/13 vs. PIT	0-0 0/1 19.24	-	0-0 1/1 14.46	0-2 2/2 11.03	0-1 1/1 16.31	0-0 2/1 18.22
11/14 @ WSH	0-0 0/1 23.26	-	0-0 0/2 15.25	0-0 0/1 12.36	0-1 2/0 19.12	2-0 5/0 18.13
11/17 vs. FLA	1-0 0/1 27.05	-	0-0 1/0 21.19	0-1 3/0 15.06	0-0 6/0 16.44	0-0 2/0 19.21
11/19 vs. WSH	0-0 1/2 22.07	-	0-0 0/2 19.11	1-0 3/3 17.02	1-1 3/2 16.34	0-1 2/2 17.05
11/21 vs. NYI	0-0 2/0 20.40	-	0-0 4/0 17.37	0-0 3/0 15.23	0-0 4/0 17.37	0-0 0/0 16.01
11/24 vs. DET	0-0 1/1 17.44	-	0-0 2/1 19.20	0-0 1/0 16.43	0-1 4/0 13.25	1-1 3/1 14.06
11/26 vs. MTL	0-0 1/0 18.46	-	0-0 0/0 18.19	0-0 2/0 13.47	0-0 4/1 16.23	0-0 2/1 15.33
11/28 vs. BOS	0-0 2/0 18.55	-	0-0 1/0 15.47	0-1 0/1 10.31	1-0 5/0 17.94	0-0 0/1 16.25
11/30 @ COL	0-1 3/1 19.16	-	0-1 2/0 17.25	0-1 1/0 14.19	0-0 1/0 16.53	0-0 2/0 18.29
12/2 @ PIT	0-0 0/1 18.16	-	0-0 0/1 14.09	0-0 1/1 14.56	INJ	1-0 1/1 18.53
12/4 @ WSH	0-0 2/0 21.46	-	0-0 1/1 20.43	1-0 (W) 3/1 14.51	INJ	0-0 1/0 17.20
12/6 vs. NSH	1-0 (W) 4/1 21.46	-	0-0 2/0 14.45	0-1 4/0 16.56	0-0 2/0 17.40	0-1 2/1 16.18
12/10 vs. COL	0-0 1/0 19.24	-	0-0 1/0 15.29	0-0 4/1 14.31	0-1 2/1 19.18	1-0 2/1 18.04
12/11 @ NYI	0-0 3/1 20.35	-	0-0 0/1 15.24	1-0 (W) 2/1 11.20	0-0 4/2 18.51	1-0 2/2 18.14
12/13 @ OTT	0-0 3/0 24.21	-	0-0 1/0 12.58	0-0 0/1 11.53	0-0 0/0 18.38	2-0 (W) 3/1 18.25
12/15 @ TB	0-0 2/1 23.33	-	0-1 0/1 13.54	0-0 1/0 11.28	0-0 3/1 20.41	0-0 0/0 20.20
12/16 vs. CAR	0-0 4/2 22.29	-	0-0 2/0 16.22	0-0 1/0 10.20	1-1 8/0 21.33	0-0 3/0 19.51
12/18 vs. NJ	0-0 2/1 20.21	-	1-1 1/4 18.42	0-0 0/0 13.02	1-1 3/2 16.03	0-0 0/1 14.52
12/20 @ TOR	0-0 0/1 20.23	-	0-1 0/1 17.02	0-0 1/1 12.15	0-0 1/2 15.17	0-2 1/2 15.31
12/21 vs. STL	0-0 2/0 17.20	-	0-0 0/1 14.54	0-0 1/2 10.35	0-1 1/1 20.12	1-0 4/0 18.38
12/23 @ BOS	INJ	-	0-0 0/0 21.45	0-0 2/1 12.56	0-1 3/0 17.19	0-1 1/1 17.16
12/26 vs. TB	1-0 1/1 24.26	-	0-0 2/0 14.20	0-0 1/1 10.26	0-0 2/1 20.23	0-1 1/1 21.41
12/28 @ PIT	0-0 2/0 20.30	-	0-0 0/0 12.56	0-1 1/1 15.26	1-0 2/1 14.55	0-2 4/1 21.16
12/30 vs. BOS	0-0 2/0 20.30	-	0-0 0/0 18.00	0-0 0/0 16.22	INJ	0-0 1/0 21.13
12/31 @ N.J	DND	-	0-0 2/1 15.32	0-1 0/1 17.06	0-0 3/1 17.02	0-0 2/1 15.46
1/2 @ MTL	0-1 1/1 22.16	-	0-0 0/0 13.43	0-0 0/0 14.42	1-1 4/1 16.53	0-0 3/0 19.42
1/5 @ FLA	0-1 3/1 22.15	-	0-0 0/1 12.56	0-0 2/0 6.36	0-0 4/1 17.06	0-0 1/1 20.08
1/7 vs. TOR	0-0 2/2 20.23	-	0-0 3/0 18.13	0-0 0/1 15.02	INJ	0-1 3/1 17.33
1/9 @ CAR	0-0 2/1 20.06	-	0-0 1/1 13.44	0-0 0/0 11.02	INJ	2-0 3/1 16.46
1/14 vs. PHI	0-0 1/2 19.56	-	0-0 1/0 13.58	0-0 0/1 8.14	0-0 2/2 18.52	0-0 2/2 18.06
1/15 @ DAL	0-0 1/1 21.46	-	0-0 1/0 17.42	0-0 1/0 8.54	0-0 3/2 19.18	0-0 3/1 20.10
1/17 @ FLA	DND	-	0-0 0/0 19.47	0-0 1/0 11.20	0-1 3/1 19.36	1-1 3/2 19.30
1/20 vs. TB	DND	-	0-0 0/1 22.46	0-0 1/0 14.11	INJ	0-0 1/0 17.43
1/22 vs. NYR	-	-	0-0 1/1 18.13	0-0 0/2 9.51	INJ	0-1 1/1 19.34
1/23 @ TB	0-0 2/1 23.40	-	0-0 0/1 22.28	0-0 1/0 14.02	INJ	0-0 0/3 15.32
1/26 vs. WSH	0-0 2/1 21.49	-	0-1 1/1 20.05	0-0 3/1 16.24	INJ	0-0 1/0 17.42
2/1 vs. NYI	0-0 0/1 22.18	-	0-0 1/2 21.32	0-1 0/1 13.44	0-0 4/1 18.04	0-0 2/1 18.21
2/3 vs. CGY	0-0 3/2 23.06	-	0-0 0/2 22.15	0-0 1/0 11.58	0-2 0/0 14.41	1-0 2/0 20.05
2/5 @ CAR	1-0 3/1 24.52	-	0-0 0/1 19.45	0-0 3/1 9.53	0-0 0/0 18.57	0-2 2/0 21.01
2/7 @ TOR	0-2 1/1 25.41	-	0-0 0/1 16.37	0-0 1/0 12.19	1-0 3/0 19.49	0-2 3/1 21.59
2/11 vs. NYR	0-0 7/0 21.35	-	0-1 0/0 19.27	0-1 1/1 7.22	2-1 (W) 6/1 21.46	0-0 1/0 21.20
2/13 @ CAR	0-0 2/1 23.24	-	0-0 0/2 22.23	INJ	0-0 4/1 19.24	0-0 3/0 16.50
2/17 @ PHX	0-0 0/1 20.14	-	0-0 1/2 18.55	INJ	0-1 5/1 17.36	0-0 0/1 18.32
2/19 @ EDM	0-1 5/1 22.16	0-0 0/0 10.02	0-1 2/2 14.25	INJ	1-0 2/0 22.19	0-0 0/1 25.30
2/23 @ BUF	0-0 3/0 23.04	0-0 0/1 14.45	0-0 2/0 21.41	INJ	0-0 2/3 18.16	0-1 3/0 17.40
2/25 vs. FLA	0-0 5/1 24.58	0-0 4/0 19.05	0-0 2/1 21.08	INJ	0-0 5/0 21.39	0-1 2/1 23.14
2/27 vs. TOR	0-1 5/1 23.46	0-0 2/1 14.12	1-0 (W) 3/1 18.11	INJ	0-0 1/1 17.48	0-1 3/1 23.47
3/1 vs. MTL	0-0 2/1 23.22	0-0 1/1 10.11	0-0 3/2 19.56	INJ	0-0 6/1 19.25	0-0 1/0 21.48
3/3 vs. OTT	0-0 4/1 22.27	0-0 1/0 14.33	0-0 1/1 20.38	INJ	0-0 4/2 18.42	0-0 7/0 20.36
3/5 vs. FLA	0-0 2/1 22.44	0-0 0/0 14.54	0-0 2/2 21.49	0-0 1/0 12.14	0-0 0/0 19.21	0-2 3/2 18.02
3/9 @ CAR	0-1 1/1 28.56	0-0 0/0 19.20	0-1 0/1 22.07	0-0 1/0 8.19	0-1 6/1 20.06	0-0 3/1 19.46
3/11 vs. NJ	0-0 3/0 26.17	0-0 1/0 13.40	0-0 0/1 22.44	0-0 0/0 9.46	0-0 2/0 16.11	0-1 2/1 22.02
3/12 @ PHI	1-0 4/2 27.34	0-0 2/0 14.29	1-1 (W) 2/2 21.06	0-0 0/0 12.15	1-1 3/1 18.04	0-1 4/1 20.05
3/15 @ NJ	0-0 3/1 25.27	0-0 0/1 13.15	0-0 2/1 22.48	0-1 0/1 12.10	0-1 4/1 18.27	0-0 0/2 18.05
3/17 vs. PHI	0-0 3/1 29.10	0-0 0/0 10.09	0-2 1/1 23.38	0-0 0/0 9.16	0-1 4/1 20.20	1-0 4/1 21.44
3/19 @ BUF	0-0 2/0 14.54	0-0 0/0 13.19	0-1 2/1 17.35	1-0 1/0 10.40	0-0 5/0 14.47	0-0 3/3 17.01
3/24 @ NYI	0-0 2/1 23.16	0-0 0/0 11.25	0-0 2/0 20.43	0-0 2/1 14.06	0-0 6/0 15.58	0-1 1/1 16.48
3/25 vs. VAN	0-0 2/0 22.52	0-0 1/1 11.43	0-0 1/1 23.15	0-0 2/1 12.32	0-0 2/1 18.12	1-0 5/0 19.46
3/27 vs. OTT	0-0 5/0 20.52	1-0 4/0 17.00	1-1 3/1 26.08	0-0 0/2 10.13	0-0 2/1 17.21	1-0 4/2 21.10
3/29 @ MTL	0-0 0/2 23.37	0-0 0/0 12.45	0-0 2/1 23.29	0-0 1/2 12.47	0-0 1/0 17.13	0-0 6/0 18.58
3/31 @ PHI	0-0 3/0 23.03	0-0 1/1 17.11	0-0 0/0 18.18	0-0 2/0 11.29	0-1 1/1 13.27	0-0 1/0 21.09
4/2 @ BOS	0-1 2/2 23.35	0-0 1/1 20.35	0-0 0/0 20.42	0-0 1/1 12.23	1-0 2/0 17.53	0-1 2/1 18.23
4/5 @ NSH	0-0 2/1 23.41	0-0 1/3 19.34	0-1 2/0 18.14	0-1 0/0 20.01	0-1 3/0 20.29	0-0 2/2 18.29
4/7 @ NYR	0-0 1/1 22.56	0-0 2/0 19.40	0-0 1/1 18.25	0-0 2/0 15.15	0-0 2/0 14.44	0-1 1/1 18.37
4/8 vs. CAR	0-0 2/1 21.26	0-0 0/1 18.58	0-0 2/2 20.49	0-0 0/1 17.58	0-0 2/0 17.44	1-0 1/1 15.53
4/10 vs. PIT	0-0 2/2 26.16	0-0 0/1 14.41	0-0 0/1 18.59	0-0 5/2 17.04	0-0 6/2 16.39	0-1 4/1 19.10

Goals-Assists-Shots-Plus/Minus-Time-On-Ice-DND Did Not Dress-INJ Injured-MIN-Minor Leagues

2010-11 SEASON-IN-REVIEW

PLAYER GAME-BY-GAME

DATE/OPP	#12 RUISSMILLER	#13 SCHREMP	#14 STAPLETON	#15 DAWES	#16 LADD	#18 BERGFORS
10/8 vs. WSH	MIN	-	-	0-0 2/1 14:11	1-0 3/1 17:18	0-1 1/1 11:25
10/9 @ TB	MIN	-	-	0-0 2/2 12:15	0-1 1/0 14:29	0-1 2/0 12:30
10/12 @ LA	MIN	-	-	0-0 1/0 12:07	0-0 5/0 18:06	0-0 3/0 16:57
10/15 @ ANA	MIN	-	-	0-0 1/1 10:36	0-1 3/1 19:43	DND
10/16 @ SJ	MIN	-	-	0-0 0/0 8:24	1-1 2/1 17:27	0-0 1/0 11:43
10/20 vs. BUF	MIN	-	-	0-0 0/2 9:05	0-1 1/1 16:38	DND
10/22 vs. TB	MIN	-	-	MIN	0-1 1/0 20:56	DND
10/23 @ WSH	MIN	-	-	MIN	1-0 3/0 20:20	0-1 3/0 15:14
10/27 @ NYR	MIN	-	-	MIN	1-1 2/2 17:12	1-1 3/1 15:05
10/23 vs. BUF	MIN	-	-	MIN	0-0 1/0 23:41	1-0 2/0 14:37
10/30 @ STL	MIN	-	-	MIN	0-2 3/2 19:46	1-0 1/0 14:28
11/3 @ FLA	MIN	-	-	MIN	0-0 0/1 19:47	1-0 (W) 2/1 18:41
11/4 vs. CBJ	MIN	-	-	MIN	0-0 2/2 17:12	0-0 0/1 15:26
11/6 vs. CHI	MIN	-	-	MIN	0-1 1/1 19:34	0-1 0/2 16:26
11/9 @ OTT	MIN	-	-	MIN	1-0 3/1 16:13	1-0 3/1 16:41
11/11 vs. MIN	MIN	-	-	MIN	1-1 3/2 17:07	0-1 0/1 15:26
11/13 vs. PIT	MIN	-	-	MIN	0-0 2/2 21:33	0-0 3/1 14:39
11/14 @ WSH	MIN	-	-	MIN	1-1 6/1 20:19	0-1 3/1 15:26
11/17 vs. FLA	MIN	-	-	MIN	0-0 4/1 20:31	0-0 3/1 17:39
11/19 vs. WSH	MIN	-	-	MIN	0-1 3/0 19:14	0-1 3/0 15:08
11/21 vs. NYI	MIN	-	-	MIN	0-2 0/0 21:03	0-0 2/0 13:18
11/24 vs. DET	MIN	-	-	MIN	1-1 (W) 5/1 20:14	0-0 2/0 14:08
11/26 vs. MTL	MIN	-	-	MIN	0-1 3/1 19:00	0-1 3/1 12:19
11/28 vs. BOS	MIN	-	-	MIN	0-1 1/0 20:51	1-0 4/0 13:39
11/30 @ COL	MIN	-	DND	MIN	0-1 2/0 17:35	0-0 1/1 15:31
12/2 @ PIT	MIN	-	DND	MIN	0-0 1/0 20:54	0-1 2/1 16:28
12/4 @ WSH	MIN	-	0-0 1/0 7:38	MIN	1-1 4/0 20:08	0-0 0/0 14:22
12/6 vs. NSH	MIN	-	DND	MIN	1-0 4/2 18:10	0-0 1/1 12:57
12/10 vs. COL	MIN	-	DND	MIN	0-1 3/2 20:36	1-0 1/0 14:36
12/11 @ NYI	MIN	-	0-0 2/0 11:55	MIN	0-0 5/1 21:38	DND
12/13 @ OTT	MIN	-	0-0 1/0 10:25	MIN	0-0 3/1 19:37	DND
12/15 @ TB	MIN	-	0-0 1/0 8:39	MIN	0-0 2/1 19:17	DND
12/16 vs. CAR	MIN	-	DND	MIN	0-0 0/1 24:33	0-0 2/0 7:40
12/18 vs. NY	MIN	-	0-0 1/0 10:41	MIN	1-0 2/2 19:58	DND
12/20 @ TOR	MIN	-	0-0 3/1 11:54	MIN	1-0 1/1 18:47	DND
12/21 vs. STL	MIN	-	0-0 0/1 6:44	MIN	0-0 1/0 21:49	DND
12/23 @ BOS	MIN	-	0-0 1/0 11:25	MIN	0-0 4/1 16:03	DND
12/26 vs. TB	MIN	-	DND	MIN	0-0 1/1 20:12	0-0 1/1 13:36
12/28 @ PIT	MIN	-	MIN	MIN	0-0 0/2 20:19	DND
12/30 vs. BOS	MIN	-	0-0 0/0 14:06	MIN	0-0 1/2 23:24	0-1 0/0 9:20
12/31 @ N.J.	MIN	-	0-0 2/0 13:19	MIN	0-0 2/3 20:48	0-0 1/0 11:24
1/2 @ MTL	MIN	-	MIN	MIN	1-0 2/0 20:17	0-1 0/0 12:25
1/5 @ FLA	MIN	-	MIN	MIN	0-2 1/2 20:20	1-0 1/2 14:19
1/7 vs. TOR	MIN	-	MIN	MIN	1-0 3/1 19:25	0-1 4/1 13:38
1/9 @ CAR	MIN	-	0-0 0/2 13:02	MIN	0-1 1/0 21:30	1-0 4/1 17:42
1/14 vs. PHI	MIN	-	MIN	MIN	1-0 3/1 20:17	0-2 2/1 16:39
1/15 @ DAL	MIN	-	MIN	MIN	1-0 1/1 20:04	0-0 4/0 12:25
1/17 @ FLA	MIN	-	MIN	MIN	0-0 3/1 19:20	0-0 5/0 17:13
1/20 vs. TB	MIN	-	0-0 1/1 9:53	0-1 1/1 10:50	0-0 4/2 22:37	1-0 1/1 14:18
1/22 vs. NYR	MIN	-	0-1 1/1 12:22	0-0 0/1 10:52	0-1 3/0 21:54	0-0 4/0 18:32
1/23 @ TB	MIN	-	0-0 2/3 13:38	0-0 2/2 12:20	INJ	0-1 0/1 16:29
1/26 vs. WSH	MIN	-	0-0 0/0 3:25	DND	0-0 1/0 25:05	0-0 1/0 17:53
2/1 vs. NYI	MIN	-	0-0 1/0 10:48	MIN	0-0 2/1 19:14	0-0 3/0 17:45
2/3 vs. CGY	MIN	-	0-0 0/2 11:19	MIN	0-0 1/0 20:24	0-1 3/0 17:04
2/5 @ CAR	MIN	-	0-0 0/1 8:13	MIN	0-0 1/0 23:31	1-0 3/1 11:46
2/7 @ TOR	MIN	-	0-0 1/1 6:00	MIN	1-0 5/0 24:00	0-0 3/3 13:58
2/11 vs. NYR	MIN	-	0-0 0/0 10:43	MIN	0-0 2/0 23:38	0-0 1/0 8:48
2/13 vs. CAR	MIN	-	0-0 1/0 9:42	MIN	2-0 8/0 18:43	0-0 3/0 13:33
2/17 @ PHX	MIN	-	0-0 0/0 11:00	MIN	1-0 3/2 19:32	0-0 1/1 12:40
2/19 @ EDM	MIN	-	0-0 1/0 12:26	DND	1-0 4/1 24:36	0-0 1/1 7:39
2/23 @ BUF	0-0 2/1 13:07	-	0-0 0/0 9:10	MIN	1-0 4/0 18:35	0-0 1/1 11:57
2/25 vs. FLA	MIN	-	0-0 2/0 10:46	MIN	0-0 1/0 21:44	0-0 2/1 11:52
2/27 vs. TOR	MIN	-	1-0 3/1 15:15	MIN	1-0 5/1 21:58	0-0 0/2 10:32
3/1 vs. MTL	TRD	0-0 1/0 6:27	0-0 1/1 11:39	TRD	0-0 0/0 21:08	Traded to FLA
3/3 vs. OTT	TRD	0-0 0/0 11:07	0-0 1/0 10:49	TRD	0-1 3/0 19:10	
3/5 vs. FLA	MIN	0-0 0/0 11:28	0-0 1/0 7:56	MIN	2-1 (W) 5/1 21:22	
3/9 @ CAR	MIN	1-0 1/1 6:02	1-0 (W) 1/1 11:12	MIN	0-0 0/0 19:47	
3/11 vs. NY	MIN	0-0 2/0 8:52	0-0 0/0 12:01	MIN	0-1 1/1 23:27	
3/12 @ PHI	MIN	0-0 1/0 11:11	0-0 1/0 12:39	MIN	1-1 6/1 20:09	
3/15 @ NY	Traded to FLA	0-0 0/0 8:39	1-0 1/0 13:24	MIN	0-0 0/2 17:43	
3/17 vs. PHI		0-0 0/0 10:47	0-1 2/1 14:06	Traded to MTL	0-0 1/2 21:15	
3/19 @ BUF		0-0 2/0 14:25	0-0 0/0 13:31		0-0 2/3 16:16	
3/24 @ NYI		1-0 (W) 1/0 16:15	0-0 0/0 9:01		1-0 1/1 17:43	
3/25 vs. VAN		0-0 0/1 16:03	0-0 0/0 10:30		0-0 4/1 20:09	
3/27 vs. OTT		0-0 2/1 15:20	0-0 1/1 13:50		0-1 5/1 22:12	
3/29 @ MTL		0-0 1/0 15:28	0-0 1/1 13:33		0-0 1/2 21:15	
3/31 @ PHI		0-0 1/1 12:40	0-0 0/0 10:29		0-0 1/0 21:42	
4/2 @ BOS		0-0 3/0 16:02	0-0 1/0 11:58		0-0 2/1 18:49	
4/5 @ NSH		0-0 0/1 7:49	0-1 2/3 13:28		0-1 1/2 17:59	
4/7 @ NYR		1-1 (W) 4/2 8:06	0-0 1/0 11:52		1-0 3/1 17:11	
4/8 vs. CAR		0-0 0/0 6:52	0-0 3/0 11:08		0-1 2/1 17:43	
4/10 vs. PIT		DND	1-0 2/2 12:40		1-0 5/2 22:03	

Goals-Assists Shots-Plus/Minus Time-On-Ice, DND-Did Not Dress, INJ-Injured, MIN-Minor Leagues

2010-11 SEASON-IN-REVIEW PLAYER GAME-BY-GAME

Date/Opp.	#19 MODIN	#20 DVORAK	#21 EAGER	#22 STEWART	#23 SLATER	#24 MEYER
10/8 vs. WSH	1-0 2/0 14:29	-	0-0 2/0 8:13	0-0 1/0 14:42	INJ	DND
10/9 @ TB	0-0 1/2 13:59	-	1-1 1/2 9:26	0-0 2/1 13:52	INJ	DND
10/12 @ LA	0-0 1/0 11:03	-	0-0 0/0 13:19	0-0 2/3 13:08	INJ	DND
10/15 @ ANA	0-0 1/1 10:47	-	0-0 3/0 15:08	3-0 5/1 13:11	0-0 1/1 10:45	0-0 0/0 18:43
10/16 @ SJ	INJ	-	0-0 0/0 12:39	1-0 2/1 15:55	0-0 1/1 14:49	0-0 0/0 17:42
10/20 vs. BUF	0-0 4/1 11:59	-	0-0 0/0 11:55	0-0 0/1 14:15	0-0 1/2 10:57	0-0 0/1 17:41
10/22 vs. TB	0-0 1/1 9:47	-	0-0 1/1 7:31	0-0 3/1 20:23	1-0 1/1 9:14	0-0 0/1 14:43
10/23 @ WSH	0-0 2/2 10:21	-	0-0 0/0 13:49	0-1 3/1 13:57	0-0 1/2 12:03	0-0 1/0 17:00
10/27 @ NYR	0-0 1/1 12:27	-	0-0 2/2 15:45	0-2 1/3 14:18	DND	INJ
10/29 vs. BUF	DND	-	0-0 0/1 14:12	0-1 2/2 17:11	0-0 0/0 8:49	INJ
10/30 @ STL	0-0 0/0 10:29	-	0-0 2/0 13:59	0-0 2/0 16:22	0-0 3/0 11:31	INJ
11/3 @ FLA	2-0 4/0 9:14	-	0-0 1/1 13:39	0-0 0/1 15:50	0-1 1/1 13:02	INJ
11/4 vs. CBJ	0-0 2/0 11:37	-	0-0 3/0 14:18	0-0 0/0 15:54	0-0 0/0 13:15	INJ
11/6 vs. CHI	0-1 3/1 10:31	-	0-1 2/1 16:56	0-0 1/0 17:43	0-0 2/0 15:38	INJ
11/9 @ OTT	0-0 3/1 12:37	-	0-0 2/0 12:35	1-0 4/1 17:44	0-0 2/0 13:29	DND
11/11 vs. MIN	1-1 1/2 15:59	-	1-0 1/1 14:37	0-0 1/1 16:36	1 (W) 4/1 10:01	INJ
11/13 vs. PIT	0-0 1/0 2:36	-	0-0 1/0 11:43	0-1 2/0 15:10	DND	DND
11/14 @ WSH	INJ	-	0-0 1/3 14:02	0-1 0/0 15:02	0-0 0/3 10:36	DND
11/17 vs. FLA	INJ	-	0-0 1/0 8:58	0-0 3/0 15:10	0-0 1/0 6:03	DND
11/19 vs. WSH	INJ	-	1 (W) 1/3 12:43	0-0 0/2 14:31	0-0 5/0 9:15	DND
11/21 vs. NYI	INJ	-	0-0 0/0 11:59	0-0 2/0 15:42	0-0 4/0 8:44	DND
11/24 vs. DET	INJ	-	0-0 3/0 13:56	1-0 2/1 12:15	0-1 3/1 10:44	DND
11/26 vs. MTL	INJ	-	0-0 1/0 11:54	0-0 2/1 14:37	0-0 3/0 10:42	DND
11/26 vs. BOS	INJ	-	0-0 2/1 10:52	0-1 2/0 15:21	1-0 1/1 9:51	DND
11/30 @ COL	INJ	-	0-0 2/1 13:00	1 (W) 2/1 15:02	0-0 1/0 9:44	DND
12/2 @ PIT	INJ	-	0-0 1/1 13:34	0-1 2/1 15:04	0-0 0/0 10:00	0-0 1/1 14:01
12/4 @ WSH	INJ	-	0-1 2/1 13:26	0-0 5/0 14:26	0-0 1/0 8:56	DND
12/6 vs. NSH	INJ	-	0-1 2/1 15:24	0-0 3/1 16:28	1-0 1/1 10:23	DND
12/10 vs. COL	INJ	-	0-0 1/0 10:16	0-0 2/1 16:52	0-0 0/0 7:58	DND
12/11 @ NYI	0-0 2/1 9:02	-	DND	1-0 3/1 15:53	0-1 0/0 6:52	DND
12/13 @ OTT	0-0 0/0 11:27	-	DND	0-0 1/1 18:28	1-0 2/1 8:21	DND
12/15 @ TB	0-0 0/0 11:04	-	DND	0-0 2/0 18:33	0-0 2/1 13:32	DND
12/16 vs. CAR	DND	-	0-0 1/0 6:22	1-3 1/1 18:15	0-0 1/0 10:49	DND
12/18 vs. NY	0-0 1/0 12:12	-	DND	0-2 1/1 14:44	0-1 0/4 10:28	DND
12/20 @ TOR	2-0 2/2 13:44	-	DND	1 (W) 1/2 15:24	0-1 1/2 11:58	DND
12/21 vs. STL	0-0 0/1 8:29	-	DND	0-1 2/1 16:19	0-0 0/1 8:26	DND
12/23 @ BOS	0-0 0/1 14:42	-	0-0 0/1 11:39	0-1 1/1 15:18	0-0 1/1 11:33	0-0 2/1 13:18
12/26 vs. TB	1-0 1/0 9:52	-	0-1 0/0 8:06	0-1 1/1 17:38	0-1 3/0 8:53	DND
12/28 @ PIT	0-0 2/1 13:36	-	0-0 1/2 12:35	0-0 1/1 12:47	0-1 2/0 10:24	DND
12/30 vs. BOS	0-0 2/0 14:51	-	INJ	0-0 2/2 17:58	0-0 2/0 11:38	DND
12/31 @ N.J.	DND	-	INJ	0-1 1/1 17:13	0-0 2/0 11:36	0-0 1/1 19:58
1/2 @ MTL	0-0 2/1 16:08	-	DND	0-0 1/1 14:41	INJ	DND
1/5 @ FLA	0-0 0/0 14:34	-	INJ	0-0 1/0 15:17	INJ	DND
1/7 vs. TOR	0-0 2/2 15:21	-	0-1 1/1 8:07	0-0 5/1 12:17	INJ	DND
1/9 @ CAR	INJ	-	SUS	0-1 0/1 13:29	INJ	DND
1/14 vs. PHI	INJ	-	SUS	0-0 1/1 15:20	INJ	DND
1/15 @ DAL	INJ	-	SUS	0-0 1/2 15:13	INJ	DND
1/17 @ FLA	INJ	-	SUS	0-0 1/1 17:07	INJ	0-0 0/0 17:24
1/20 vs. TB	INJ	-	Traded to SJ	1-0 3/0 17:41	INJ	0-1 2/1 18:00
1/22 vs. NYR	INJ	-	-	1-0 2/1 17:23	INJ	0-0 0/1 14:10
1/23 @ TB	0-0 2/1 16:25	-	-	0-0 1/1 17:03	INJ	0-0 2/3 14:18
1/26 vs. WSH	0-1 0/1 14:48	-	-	0-0 4/0 16:30	INJ	0-0 0/0 12:44
2/1 vs. NYI	0-0 0/0 13:30	-	-	0-0 1/1 16:24	INJ	1-0 2/0 12:47
2/3 vs. CGY	0-0 2/2 13:04	-	-	1-0 2/0 14:23	INJ	0-0 0/1 6:28
2/5 @ CAR	0-0 1/0 9:38	-	-	0-0 2/0 13:52	INJ	INJ
2/7 @ TOR	0-0 1/0 5:29	-	-	0-1 2/0 15:15	INJ	INJ
2/11 vs. NYR	INJ	-	-	1-1 1/2 13:46	INJ	INJ
2/13 vs. CAR	INJ	-	-	0-0 1/1 19:08	INJ	INJ
2/17 @ PHX	INJ	-	-	0-0 3/0 13:36	INJ	INJ
2/19 @ EDM	INJ	-	-	0-0 1/0 12:26	INJ	INJ
2/23 @ BUF	INJ	-	-	0-0 5/3 16:49	INJ	INJ
2/25 vs. FLA	0-0 2/0 10:49	-	-	0-0 3/0 16:12	INJ	INJ
2/27 vs. TOR	0-0 2/0 13:36	-	-	0-1 1/1 15:24	INJ	INJ
3/1 vs. MTL	TRD	0-0 0/0 12:29	-	0-1 2/1 15:10	INJ	INJ
3/3 vs. OTT	TRD	0-0 2/0 16:32	-	0-0 1/2 14:17	INJ	INJ
3/5 vs. FLA	Traded to CGY	0-0 2/0 16:11	-	0-0 1/1 12:02	INJ	INJ
3/9 @ CAR	-	0-0 0/1 14:38	-	0-0 2/0 16:47	INJ	INJ
3/11 vs. NY	-	0-0 2/0 17:11	-	0-0 0/0 10:35	INJ	INJ
3/12 @ PHI	-	0-0 1/1 14:22	-	0-2 2/1 15:02	INJ	INJ
3/15 @ NY	-	0-1 1/0 14:53	-	0-1 1/0 17:02	INJ	INJ
3/17 vs. PHI	-	0-0 1/1 15:37	-	0-0 0/1 13:50	INJ	INJ
3/19 @ BUF	-	0-0 1/0 14:50	-	0-1 3/0 10:38	INJ	INJ
3/24 @ NYI	-	0-0 4/0 16:23	-	0-0 1/0 10:48	INJ	INJ
3/25 vs. VAN	-	0-0 0/0 12:48	-	0-0 1/1 10:24	INJ	INJ
3/27 vs. OTT	-	0-0 5/1 14:08	-	DND	INJ	INJ
3/29 @ MTL	-	0-0 1/0 3:40	-	DND	INJ	INJ
3/31 @ PHI	-	DND	-	0-0 3/0 11:16	INJ	INJ
4/2 @ BOS	-	DND	-	0-0 1/0 11:32	INJ	INJ
4/5 @ NSH	-	DND	-	0-0 0/3 7:54	INJ	INJ
4/7 @ NYR	-	DND	-	0-1 1/1 10:00	INJ	INJ
4/8 vs. CAR	-	DND	-	0-0 2/2 11:28	INJ	INJ
4/10 vs. PIT	-	DND	-	0-0 1/1 14:38	INJ	INJ

Goals-Assists Shots-Plus/Minus Time-On-Ice, DND-Did Not Dress, INJ-Injured, SUS-Suspended, MIN-Minor Leagues

2010-11 SEASON-IN-REVIEW

PLAYER GAME-BY-GAME

Date/Opp.	#26 WELCH	#26 WHEELER	#27 THORBURN	#29 ODUYA	#33 BYFUGLIEN	#36 BOULTON
10/8 vs. WSH	MIN	-	0-0 0/1 13:37	0-1 0/0 24:13	0-0 3/0 19:05	DND
10/9 @ TB	MIN	-	1-0 1/2 12:23	0-0 1/1 18:54	0-0 3/2 22:34	DND
10/12 @ LA	MIN	-	1-0 3/1 14:44	0-0 3/0 21:20	0-0 2/0 18:40	DND
10/15 @ ANA	MIN	-	1-0 2/0 16:09	0-1 3/1 28:42	0-2 1/0 22:51	DND
10/16 @ SI	MIN	-	0-1 2/0 16:27	0-1 2/2 22:11	1-0 (W) 2/1 21:59	DND
10/20 vs. BUF	MIN	-	0-0 2/0 15:20	0-0 2/0 19:15	0-1 1/1 23:03	DND
10/22 vs. TB	MIN	-	0-0 0/1 14:04	0-0 0/2 19:10	1-1 7/0 24:29	0-0 1/0 7:08
10/23 @ WSH	MIN	-	0-0 0/1 17:51	0-0 2/0 26:17	0-0 4/1 14:31	0-0 1/0 6:08
10/27 @ NYR	0-0 0/1 18:39	-	0-0 0/2 16:51	0-0 0/1 21:21	1-0 (W) 6/1 23:24	1-0 1/1 8:53
10/29 vs. BUF	DND	-	0-0 2/0 16:58	0-1 0/2 23:39	1-1 (W) 3/0 25:03	0-0 0/0 9:06
10/30 @ STL	MIN	-	0-0 1/2 16:44	0-0 2/1 21:25	0-1 5/0 28:49	0-0 1/0 8:57
11/3 @ FLA	DND	-	0-0 1/1 15:22	0-0 1/0 22:55	1-1 2/2 22:27	0-1 2/0 8:32
11/4 vs. CBJ	0-0 1/0 16:27	-	0-0 2/1 16:12	0-0 0/2 20:11	0-0 2/1 23:16	0-0 1/0 11:24
11/6 vs. CHI	DND	-	0-0 1/0 16:50	0-0 0/0 22:52	0-1 6/2 25:13	0-0 1/0 9:54
11/9 @ OTT	MIN	-	0-0 2/0 14:13	0-0 1/1 20:35	0-1 2/0 22:08	0-0 0/0 10:37
11/11 vs. MIN	MIN	-	0-0 1/1 11:35	0-0 2/0 21:40	0-2 5/3 20:21	0-0 0/1 10:12
11/13 vs. PIT	MIN	-	0-0 0/0 15:19	0-0 0/2 21:48	0-0 7/0 25:16	0-0 1/1 4:28
11/14 @ WSH	MIN	-	0-0 2/0 13:16	0-0 0/0 24:59	0-0 4/0 19:43	0-0 0/0 4:53
11/17 vs. FLA	MIN	-	0-0 1/0 14:48	0-1 0-0 23:06	0-0 1/0 4:26	0-0 2/0 8:15
11/19 vs. WSH	MIN	-	0-0 0/0 10:03	0-1 2/2 18:48	1-0 5/2 22:10	0-0 0/0 8:01
11/21 vs. NYI	MIN	-	0-0 0/0 10:14	0-0 4/0 21:04	1-1 (W) 4/0 22:25	0-0 0/0 8:50
11/24 vs. DET	MIN	-	1-0 3/1 13:24	0-1 0/2 19:59	1-0 4/0 20:58	0-1 2/1 10:22
11/26 vs. MTL	MIN	-	0-0 1/0 11:49	0-0 1/0 21:20	0-1 10/2 23:17	0-0 1/0 9:28
11/26 vs. BOS	MIN	-	0-0 0/1 11:45	0-1 2/1 23:41	1-3 (W) 3/2 20:49	0-0 0/1 7:25
11/30 @ COL	MIN	-	0-0 0/0 12:32	0-0 0/1 21:04	1-1 9/1 23:05	0-0 1/0 8:34
12/2 @ PIT	MIN	-	0-0 1/0 9:29	0-1 2/0 20:18	0-0 3/1 26:49	0-0 2/0 8:31
12/4 @ WSH	MIN	-	0-0 1/0 16:56	0-0 2/0 25:05	0-1 4/0 21:34	0-0 1/0 7:51
12/6 vs. NSH	MIN	-	0-0 2/1 12:42	0-0 0/2 21:53	0-1 3/1 25:34	0-0 0/1 10:20
12/10 vs. COL	MIN	-	0-0 0/0 10:33	0-0 1/0 20:11	0-1 2/1 24:35	0-0 0/0 8:51
12/11 @ NYI	MIN	-	0-1 1/1 11:19	2-0 3/2 22:28	0-0 3/1 23:35	0-0 0/0 7:58
12/13 @ OTT	MIN	-	0-2 1/1 12:19	0-0 1/1 24:05	1-1 3/2 22:30	0-1 0/1 10:56
12/15 @ TB	MIN	-	0-0 3/1 13:14	0-0 0/1 23:30	0-0 3/0 26:38	0-0 2/0 11:30
12/16 vs. CAR	MIN	-	0-0 2/0 13:40	0-1 3/2 21:52	0-1 6/1 25:39	0-0 0/0 12:11
12/18 vs. NY	MIN	-	1-2 2/4 12:34	0-1 1/1 17:44	0-0 3/2 22:51	3-0 (W) 3/3 11:14
12/20 @ TOR	MIN	-	0-1 2/2 12:50	0-0 1/1 21:29	0-2 1/3 21:50	0-0 2/0 10:41
12/21 vs. STL	MIN	-	0-0 1/2 11:19	0-0 1/0 20:48	1-0 7/1 24:58	0-0 0/2 8:04
12/23 @ BOS	MIN	-	0-0 1/1 11:59	0-0 3/1 21:48	1-0 3/1 23:33	0-0 0/1 9:09
12/26 vs. TB	MIN	-	0-0 0/0 12:27	0-0 4/1 25:08	0-0 3/1 21:33	0-0 1/0 7:05
12/28 @ PIT	MIN	-	0-1 0/0 10:13	0-0 2/3 21:01	1-0 5/0 28:06	1-0 1/0 9:01
12/30 vs. BOS	MIN	-	0-1 0/0 13:00	0-0 1/0 23:10	0-1 7/2 24:28	0-0 0/0 10:12
12/31 @ N.J.	MIN	-	0-0 1/0 12:32	0-0 1/1 19:23	1-0 4/0 24:35	0-0 1/0 10:55
1/2 @ MTL	MIN	-	0-1 0/1 13:21	0-0 2/1 23:35	1-0 (W) 4/2 25:57	0-0 0/0 9:34
1/5 @ FLA	MIN	-	0-0 1/2 13:36	0-0 1/1 24:09	0-0 5/1 23:17	0-0 1/1 6:37
1/7 vs. TOR	MIN	-	0-0 1/2 14:30	0-0 0/2 21:19	0-0 6/1 19:22	0-0 0/2 10:54
1/9 @ CAR	MIN	-	0-0 3/1 16:41	0-1 1/1 21:35	0-0 6/1 17:18	0-0 1/1 12:56
1/14 vs. PHI	MIN	-	0-0 2/1 14:20	0-0 0/2 20:42	0-0 7/2 24:18	0-0 2/0 10:52
1/15 @ DAL	MIN	-	0-0 1/0 14:52	0-0 0/1 19:13	0-0 4/0 22:40	0-0 0/0 10:46
1/17 @ FLA	MIN	-	1-0 2/1 15:43	0-0 1/0 20:18	0-0 2/2 28:20	0-0 0/0 13:04
1/20 vs. TB	MIN	-	0-0 1/0 16:24	0-0 1/0 21:36	0-0 5/2 24:15	0-0 1/0 12:12
1/22 vs. NYR	MIN	-	0-0 0/2 14:18	0-0 1/1 24:53	0-0 7/0 25:38	0-0 0/2 9:01
1/23 @ TB	MIN	-	0-0 1/0 14:18	0-0 0/0 19:27	0-0 3/2 24:54	0-0 1/0 12:16
1/26 vs. WSH	MIN	-	0-0 2/0 17:18	0-0 0/0 26:49	0-0 6/0 25:57	0-0 0/0 3:13
2/1 vs. NYI	MIN	-	0-0 1/1 11:41	0-0 1/0 24:21	0-0 4/0 25:09	DND
2/3 vs. CGY	MIN	-	0-0 3/1 12:20	0-0 1/0 25:24	0-0 3/1 26:57	DND
2/5 @ CAR	MIN	-	0-0 3/0 14:13	0-1 0/0 25:14	0-0 4/1 23:48	DND
2/7 @ TOR	MIN	-	0-0 0/1 12:21	0-0 0/1 12:21	1-0 4/1 23:07	DND
2/11 vs. NYR	MIN	-	0-0 4/0 14:36	0-0 0/1 16:46	0-1 5/0 23:55	0-0 2/0 8:23
2/13 vs. CAR	MIN	-	0-0 2/0 14:50	0-0 1/0 15:24	0-0 5/0 22:49	0-0 0/0 11:09
2/17 @ PHX	MIN	-	1-0 4/1 14:11	0-0 0/1 17:28	0-1 6/1 24:21	0-0 0/1 12:14
2/19 @ EDM	MIN	0-1 4/0 18:08	0-0 2/0 13:53	0-0 0/0 15:18	1-0 6/0 21:48	0-0 0/1 6:05
2/23 @ BUF	MIN	0-0 4/0 15:02	0-0 4/1 15:43	0-0 3/0 18:59	0-0 5/3 22:08	0-0 0/0 8:32
2/25 vs. FLA	MIN	1-0 7/1 20:38	0-0 2/1 14:35	0-0 1/1 16:54	0-0 5/1 25:38	0-0 0/0 7:12
2/27 vs. TOR	MIN	0-1 5/0 22:20	0-0 2/0 14:16	0-1 1/1 19:06	0-0 7/1 24:25	0-0 1/0 6:26
3/1 vs. MTL	MIN	0-0 4/0 19:35	0-0 3/1 12:34	0-0 1/0 16:05	0-0 3/1 26:43	0-0 0/0 7:23
3/3 vs. OTT	MIN	0-0 4/0 19:34	0-0 2/0 12:46	0-0 0/0 16:59	1-0 6/1 23:18	0-0 0/0 9:21
3/5 vs. FLA	MIN	2-0 3/1 18:54	0-0 2/0 14:17	0-0 1/0 15:52	0-3 9/2 23:05	0-0 2/0 6:45
3/9 @ CAR	MIN	0-1 2/0 19:43	0-0 3/1 16:59	0-0 1/1 19:22	DND	0-0 0/0 5:26
3/11 vs. NY	MIN	1-0 2/1 21:58	0-0 1/0 15:00	0-0 1/0 17:00	0-1 6/1 24:14	0-0 0/0 6:58
3/12 @ PHI	MIN	0-1 3/2 18:30	0-0 0/0 12:36	0-0 2/1 18:39	0-0 6/1 16:40	0-0 0/0 9:42
3/15 @ NY	DND	0-0 3/2 17:22	1-0 1/0 16:56	0-0 1/0 15:19	0-0 2/0 20:34	0-0 0/0 8:16
3/17 vs. PHI	MIN	0-1 4/1 21:09	0-1 1/1 14:27	0-0 0/1 13:53	0-0 3/1 27:00	0-0 0/0 6:32
3/19 @ BUF	MIN	0-0 2/1 16:09	1-0 2/0 13:41	0-0 1/0 12:37	0-0 2/0 23:15	0-0 1/0 9:34
3/24 @ NYI	MIN	0-2 3/1 17:04	0-0 3/1 14:01	0-0 1/0 18:33	0-1 4/1 24:38	DND
3/25 vs. VAN	MIN	0-0 2/0 19:04	0-0 1/0 11:40	0-0 1/2 14:29	0-0 7/1 26:41	DND
3/27 vs. OTT	MIN	1-1 3/1 20:05	0-0 0/2 11:16	0-0 2/1 17:55	0-1 4/0 27:08	0-0 2/1 10:57
3/29 @ MTL	MIN	0-0 3/0 20:11	0-0 2/0 12:14	0-0 0/1 16:16	0-0 3/0 23:27	0-1 1/0 5:09
3/31 @ PHI	MIN	0-0 2/0 16:45	0-0 1/0 11:52	0-0 0/1 17:09	0-0 3/0 22:15	0-0 0/0 8:12
4/2 @ BOS	MIN	0-0 2/0 21:06	0-0 1/0 11:39	0-0 3/0 24:02	1-0 5/0 28:09	0-0 1/0 10:54
4/5 @ NSH	MIN	2-0 9/2 17:42	0-0 1/1 14:08	0-0 1/0 17:12	0-0 6/1 20:38	0-0 2/1 7:43
4/7 @ NYR	MIN	0-1 2/1 18:13	0-0 0/1 15:25	0-1 3/1 24:18	0-0 2/2 18:13	1-0 1/2 8:08
4/8 vs. CAR	MIN	0-1 2/1 17:46	0-0 0/0 13:29	0-0 0/1 18:13	0-0 0/1 17:48	0-0 1/0 10:04
4/10 vs. PIT	MIN	0-0 3/1 19:10	0-0 1/0 12:39	0-0 1/1 15:50	0-0 5/1 24:13	DND

Goals-Assists Shots-Plus/Minus Time-On-Ice, DND-Did Not Dress, INJ-Injured, MIN-Minor Leagues

2010-11 SEASON-IN-REVIEW PLAYER GAME-BY-GAME

Date/Opp.	#38 POSTMA	#39 ENSTROM	#44 KULDA	#45 CORMIER	#46 MACHACEK	#47 PEVERLEY	#49 MAXWELL
10/8 vs. WSH	MIN	0-0 0/0 21.19	MIN	INJ	MIN	0-0 0/0 17.44	-
10/9 @ TB	MIN	1-0 3/1 29.13	MIN	INJ	MIN	0-0 1/1 18.30	-
10/12 @ LA	MIN	0-0 1/1 25.37	MIN	INJ	MIN	0-0 2/2 16.30	-
10/15 @ ANA	MIN	0-2 3/1 27.47	MIN	INJ	MIN	0-1 3/0 18.33	-
10/16 @ SJ	MIN	0/1 0/1 25.15	MIN	INJ	MIN	0-1 2/1 13.05	-
10/20 vs. BUF	MIN	1-0 1/1 26.21	MIN	INJ	MIN	0-0 2/0 16.52	-
10/22 vs. TB	MIN	0-0 2/0 28.20	MIN	INJ	MIN	0-0 0/0 15.18	-
10/23 @ WSH	MIN	0-2 1/2 26.06	MIN	INJ	MIN	0-2 2/1 13.44	-
10/27 @ NYR	MIN	0-1 0/2 23.37	MIN	INJ	MIN	0-1 1/1 13.36	-
10/29 vs. BUF	MIN	0-2 0/1 28.19	MIN	INJ	MIN	0-1 2/1 18.35	-
10/30 @ STL	MIN	0-0 1/0 31.23	MIN	INJ	MIN	1-1 2/0 19.40	-
11/3 @ FLA	MIN	0-0 0/0 23.00	MIN	INJ	MIN	0-1 3/1 19.10	-
11/4 vs. CBJ	MIN	0-0 0/1 23.16	MIN	INJ	MIN	0-0 1/2 17.07	-
11/6 vs. CHI	MIN	0-1 0/2 25.03	MIN	INJ	MIN	1-0 6/1 19.01	-
11/9 @ OTT	MIN	0-1 1/1 23.42	MIN	INJ	MIN	0-0 3/1 16.14	-
11/11 vs. MIN	MIN	0-2 1/4 21.06	MIN	INJ	MIN	0-1 4/1 17.32	-
11/13 vs. PIT	MIN	0-0 0/0 24.27	MIN	INJ	MIN	0-0 2/2 22.27	-
11/14 @ WSH	MIN	0-1 0/0 21.00	MIN	INJ	MIN	1-0 1/0 18.33	-
11/17 vs. FLA	MIN	0-0 1/1 23.30	MIN	INJ	MIN	0-0 2/1 20.36	-
11/19 vs. WSH	MIN	0-0 1/1 22.33	MIN	INJ	MIN	0-0 5/0 19.19	-
11/21 vs. NYI	MIN	0-1 2/0 24.34	MIN	INJ	MIN	0-0 3/0 20.51	-
11/24 vs. DET	MIN	0-1 0/0 21.12	MIN	INJ	MIN	0-1 3/1 18.26	-
11/26 vs. MTL	MIN	1-1 2/2 21.53	MIN	INJ	MIN	2-0 (W) 6/1 20.36	-
11/28 vs. BOS	MIN	0-1 1/1 21.03	MIN	INJ	MIN	0-0 1/1 21.26	-
11/30 @ COL	MIN	0-1 2/1 22.54	MIN	MIN	MIN	1-0 1/2 18.07	-
12/2 @ PIT	MIN	0-0 2/2 25.56	MIN	MIN	MIN	0-0 2/1 19.52	-
12/4 @ WSH	MIN	0-0 1/0 14.19	MIN	MIN	MIN	1-1 2/0 19.15	-
12/6 vs. NSH	MIN	0/1 5/2 25.33	MIN	MIN	MIN	0-0 1/2 18.50	-
12/10 vs. COL	MIN	0-0 1/1 24.34	MIN	MIN	MIN	0-0 3/3 20.49	-
12/11 @ NYI	MIN	0-0 3/1 22.22	MIN	MIN	MIN	0-1 2/1 21.03	-
12/13 @ OTT	MIN	0-0 0/1 24.06	MIN	MIN	MIN	0-1 4/1 21.28	-
12/15 @ TB	MIN	0-0 0/1 27.00	MIN	MIN	MIN	1-0 4/1 19.40	-
12/16 vs. CAR	MIN	0-0 2/1 27.29	MIN	MIN	MIN	0-0 1/1 22.59	-
12/18 vs. NJ	MIN	0-1 0-2 23.49	MIN	MIN	MIN	0-1 1/2 19.43	-
12/20 @ TOR	MIN	2-2 2/3 21.29	MIN	MIN	MIN	0-0 3/0 20.04	-
12/21 vs. STL	MIN	0-1 4/1 25.43	MIN	MIN	MIN	0-0 0/0 22.18	-
12/23 @ BOS	MIN	0-0 1/1 22.24	MIN	MIN	MIN	0-0 3/1 19.42	-
12/26 vs. TB	MIN	0-0 2/1 22.16	MIN	MIN	MIN	0-0 4/1 21.10	-
12/28 @ PIT	MIN	0-1 6/0 26.05	MIN	0-0 1/1 12.14	MIN	0-0 4/1 20.50	-
12/30 vs. BOS	MIN	2-0 4/2 25.27	MIN	0-0 1/0 8.01	MIN	0-0 5/2 24.13	-
12/31 @ NJ	MIN	0-0 3/0 25.30	MIN	0-0 1/0 10.32	MIN	0-0 2/2 19.33	-
1/2 @ MTL	MIN	0-1 3/3 26.07	MIN	0-1 3/1 10.29	MIN	1-0 4/1 18.13	-
1/5 @ FLA	MIN	0-1 1/2 22.47	MIN	0-0 0/1 11.27	MIN	2-0 (W) 8/1 20.36	-
1/7 vs. TOR	MIN	1-0 2/1 21.24	MIN	1-0 6/2 13.56	MIN	0-0 3/2 15.44	-
1/9 @ CAR	MIN	0-2 1/1 28.27	MIN	0-0 0/0 10.14	0-0 0/1 9.51	0-0 3/0 21.03	-
1/14 vs. PHI	MIN	0-1 0/2 25.35	MIN	0-0 0/1 8.19	0-0 0/1 8.25	1-0 4/1 21.27	-
1/15 @ DAL	MIN	0-1 4/0 22.43	MIN	0-0 1/0 7.33	0-0 1/0 7.10	0-0 4/0 19.43	-
1/17 @ FLA	MIN	0-0 3/2 26.21	MIN	0-0 1/0 6.37	0-0 0/0 5.17	0-1 2/1 20.44	-
1/20 vs. TB	MIN	0-0 1/2 23.30	MIN	0-0 1/0 12.30	MIN	0-0 2/2 23.11	-
1/22 vs. NYR	MIN	0-1 1/0 25.56	MIN	0-0 0/0 14.26	MIN	0-0 0/0 23.00	-
1/23 @ TB	MIN	INJ	INJ	0-0 0/1 12.55	MIN	1-0 2/1 17.26	-
1/26 vs. WSH	MIN	INJ	INJ	0-0 0/0 2.10	MIN	0-0 2/0 23.36	-
2/1 vs. NYI	MIN	INJ	INJ	0-0 1/0 9.12	MIN	0-0 0/2 18.15	-
2/3 vs. CGY	MIN	INJ	INJ	0-0 2/2 11.54	MIN	0-0 0/1 12.47	-
2/5 @ CAR	MIN	INJ	0-0 2/1 12.08	0-0 1/0 9.48	MIN	0-1 8/2 16.15	-
2/7 @ TOR	MIN	INJ	0-0 1/1 10.05	0-0 1/2 6.40	MIN	0-2 3/1 18.27	-
2/11 vs. NYR	MIN	0-1 1/0 22.46	MIN	0-0 2/0 4.21	MIN	0-0 1/1 19.37	-
2/13 vs. CAR	MIN	0-0 1/1 22.16	MIN	DND	0-0 3/0 8.26	0-0 5/0 17.29	-
2/17 @ PHX	DND	0-23/0 23.17	MIN	0-0 2/0 10.47	0-0 3/0 9.46	1-2 3/1 21.37	-
2/19 @ EDM	MIN	0-1 1/1 20.35	MIN	INJ	0-0 1/0 7.22	TRD	-
2/23 @ BUF	MIN	0-0 0/4 21.51	MIN	INJ	0-0 2/0 10.07	Traded to BOS	-
2/25 vs. FLA	MIN	0-0 3/0 26.19	MIN	INJ	0-0 0/0 6.32	MIN	-
2/27 vs. TOR	MIN	0-1 2/1 25.22	MIN	INJ	0-0 0/0 6.06	MIN	-
3/1 vs. MTL	MIN	0-0 5/1 25.24	MIN	INJ	MIN	0-0 0/0 6.27	-
3/3 vs. OTT	MIN	0-1 3/1 22.05	MIN	INJ	MIN	0-0 3/0 6.44	-
3/5 vs. FLA	MIN	0-1 1/1 22.26	MIN	INJ	MIN	MIN	-
3/9 @ CAR	0-0 1/0 9.55	1-0 6/1 23.36	MIN	INJ	MIN	MIN	-
3/11 vs. NJ	MIN	0-1 1/0 24.43	MIN	INJ	MIN	MIN	-
3/12 @ PHI	MIN	1-0 4/1 24.13	MIN	INJ	MIN	DND	-
3/15 @ NJ	MIN	0-0 1/1 26.47	MIN	INJ	MIN	DND	-
3/17 vs. PHI	MIN	0-0 3/2 20.51	MIN	INJ	MIN	DND	-
3/19 @ BUF	MIN	0-0 0/0 21.41	MIN	INJ	MIN	DND	-
3/24 @ NYI	MIN	0-0 1/1 22.11	MIN	DND	MIN	0-0 2/0 11.25	-
3/25 vs. VAN	MIN	0-0 0/0 20.57	MIN	DND	MIN	0-0 1/1 11.13	-
3/27 vs. OTT	MIN	0-0 3/0 20.16	MIN	DND	MIN	1-1 3/1 12.55	-
3/29 @ MTL	MIN	0-0 1/0 22.35	MIN	DND	MIN	0-0 0/1 14.38	-
3/31 @ PHI	MIN	0-0 0/1 10.05	MIN	DND	MIN	0-0 0/0 13.41	-
4/2 @ BOS	MIN	0-0 0/0 25.7	MIN	DND	MIN	0-0 1/0 11.39	-
4/5 @ NSH	MIN	DND	MIN	DND	MIN	0-0 1/3 9.43	-
4/7 @ NYR	MIN	DND	MIN	DND	MIN	0-0 0/0 14.17	-
4/8 vs. CAR	MIN	DND	MIN	DND	MIN	0-0 0/2 13.10	-
4/10 vs. PIT	MIN	DND	MIN	DND	MIN	0-0 2/1 16.04	-

Goals-Assists Shots-Plus/Minus Time-On-Ice, DND-Did Not Dress, INJ-Injured, SUS-Suspended, MIN-Minor Leagues

2010-11 SEASON-IN-REVIEW

PLAYER GAME-BY-GAME

Date/Opp.	#51 ZUBAREV	#80 ANTROPOV	#30 MACINTYRE	#31 PAVELEC	#34 MANNINO	#50 MASON
10/8 vs. WSH	MIN	0-1 2/0 14:59	MIN	0/0 2	MIN	2/31W 58
10/9 @ TB	MIN	0-0 1/2 17:41	DNP	1NJ	MIN	5/36L 59
10/12 @ LA	MIN	0-0 1/1 13:03	MIN	1NJ	DNP	2/34L 59
10/15 @ ANA	MIN	0-0 1/0 11:41	MIN	1NJ	DNP	4/41W 65
10/16 @ SJ	MIN	0-0 0/0 10:15	MIN	1NJ	DNP	2/39W 60
10/20 vs. BUF	MIN	0-0 2/0 13:05	MIN	1NJ	DNP	4/42L 60
10/22 vs. TB	MIN	0-0 1/0 14:27	MIN	1NJ	1/16 38	3/16L 20
10/23 @ WSH	MIN	DND	MIN	1NJ	DNP	4/440 61
10/27 @ NYR	MIN	0-0 3/0 18:55	MIN	MIN	DNP	4/28W 60
10/29 vs. BUF	MIN	1-0 2/1 18:31	MIN	DNP	MIN	3/28W 64
10/30 @ STL	MIN	1-1 2/2 17:52	MIN	3/250 65	MIN	DNP
11/3 @ FLA	MIN	0-0 0/1 16:32	MIN	DNP	MIN	3/55W 60
11/4 vs. CBJ	MIN	0-0 2/2 16:05	MIN	2/41L 59	MIN	DNP
11/6 vs. CHI	MIN	1-1 5/1 17:32	MIN	4/400 65	MIN	DNP
11/9 @ OTT	MIN	0-0 1/1 15:46	MIN	1/11 31	MIN	4/18L 29
11/11 vs. MIN	MIN	1-0 1/1 14:42	MIN	1/33W 60	MIN	DNP
11/13 vs. PIT	MIN	0-0 4/0 16:47	MIN	3/27L 59	MIN	DNP
11/14 @ WSH	MIN	0-1 1/3 12:41	MIN	1/16L 37	MIN	4/16 22
11/17 vs. FLA	MIN	0-0 0/0 11:52	MIN	2/34L 59	MIN	DNP
11/19 vs. WSH	MIN	1-1 1/3 13:09	MIN	0/29W 60	MIN	DNP
11/21 vs. NYI	MIN	1-0 1/0 14:39	MIN	1/29W 62	MIN	DNP
11/24 vs. DET	MIN	0-0 0/0 15:28	MIN	1/33W 60	MIN	DNP
11/26 vs. MTL	MIN	0-0 4/0 17:57	MIN	0/25W 60	MIN	DNP
11/28 vs. BOS	MIN	0-0 1/1 14:20	MIN	1/41W 60	MIN	DNP
11/30 @ COL	MIN	0-0 1/1 16:50	MIN	2/31W 62	MIN	DNP
12/2 @ PIT	MIN	1-0 1/1 15:15	MIN	3/28L 59	MIN	DNP
12/4 @ WSH	MIN	0-2 0/1 13:26	MIN	1/46W 60	MIN	DNP
12/6 vs. NSH	MIN	0-0 1/0 16:17	MIN	2/29W 62	MIN	DNP
12/10 vs. COL	MIN	0-0 2/1 13:22	MIN	3/28L 59	MIN	DNP
12/11 @ NYI	MIN	0-1 0/1 13:56	MIN	DNP	MIN	4/29W 60
12/13 @ OTT	MIN	0-1 1/1 18:21	MIN	3/30W 61	MIN	DNP
12/15 @ TB	MIN	0-0 3/0 17:55	MIN	1/310 65	MIN	DNP
12/16 vs. CAR	MIN	0-0 7/0 17:47	MIN	DNP	MIN	2/290 65
12/18 vs. NJ	MIN	0-1 0/2 18:44	MIN	1/27W 60	MIN	DNP
12/20 @ TOR	MIN	0-0 1/0 15:56	MIN	3/40W 60	MIN	DNP
12/21 vs. STL	MIN	0-1 2/0 20:09	MIN	DNP	MIN	3/26L 59
12/23 @ BOS	MIN	1NJ	MIN	4/36L 60	MIN	DNP
12/26 vs. TB	MIN	1NJ	MIN	3/340 61	MIN	DNP
12/28 @ PIT	MIN	1NJ	MIN	6/36L 60	MIN	DNP
12/30 vs. BOS	MIN	1NJ	MIN	2/44W 65	MIN	DNP
12/31 @ NJ	MIN	1NJ	MIN	DNP	MIN	3/28L 58
1/2 @ MTL	MIN	0-0 1/0 17:25	MIN	3/50W 64	MIN	DNP
1/5 @ FLA	MIN	0-1 2/1 15:24	MIN	2/35W 60	MIN	DNP
1/7 vs. TOR	MIN	0-0 2/1 15:22	MIN	5/24L 34	MIN	4/10 26
1/9 @ CAR	MIN	0-1 0/0 15:05	MIN	4/340 62	MIN	DNP
1/14 vs. PHI	MIN	0-0 0/1 13:13	MIN	4/35L 60	MIN	DNP
1/15 @ DAL	MIN	0-1 0/1 14:51	MIN	6/24L 52	MIN	0/3 8
1/17 @ FLA	MIN	0-1 2/1 16:54	MIN	2/40W 64	DNP	1NJ
1/20 vs. TB	MIN	0-1 2/0 12:35	MIN	2/310 65	DNP	1NJ
1/22 vs. NYR	MIN	1-0 1/1 15:01	MIN	2/310 64	DNP	1NJ
1/23 @ TB	MIN	0-0 0/2 13:59	MIN	1/19L 26	4/20 34	1NJ
1/26 vs. WSH	MIN	1-0 (W) 1/1 15:56	MIN	0/36W 60	DNP	1NJ
1/31 vs. NYI	MIN	0-1 1/0 12:57	DNP	0/433L 59	MIN	1NJ
2/3 vs. CGY	MIN	0-1 0/1 15:37	DNP	3/23L 58	MIN	1NJ
2/5 @ CAR	MIN	0-0 1/1 15:49	MIN	4/370 62	MIN	DNP
2/7 @ TOR	MIN	1-0 4/1 19:08	MIN	5/32L 59	MIN	DNP
2/11 vs. NYR	MIN	0-0 1/0 19:32	MIN	2/29W 60	MIN	DNP
2/13 vs. CAR	MIN	0-0 4/1 18:59	DND	3/17L 59	MIN	DNP
2/17 @ PHX	DND	0-0 2/2 17:22	MIN	4/32L 59	MIN	DNP
2/19 @ EDM	MIN	0-0 0/1 16:23	MIN	DNP	MIN	4/25L 59
2/23 @ BUF	MIN	0-1 1/3 17:34	MIN	4/39L 60	MIN	DNP
2/25 vs. FLA	MIN	0-0 0/0 16:47	MIN	1/7 20	MIN	0/250 45
2/27 vs. TOR	MIN	0-0 0/2 9:58	DNP	DND	MIN	2/24W 62
3/1 vs. MTL	MIN	1-0 5/0 14:38	TRD	DND	DNP	2/22L 59
3/3 vs. OTT	MIN	0-0 1/2 16:20	TRD	DND	DNP	3/27L 58
3/5 vs. FLA	MIN	0-0 1/1 16:12	MIN	DNP	MIN	3/34W 60
3/9 @ CAR	MIN	0-1 1/1 16:36	MIN	2/37W 62	MIN	DNP
3/11 vs. NJ	MIN	1-0 2/0 15:04	MIN	3/300 64	MIN	DNP
3/12 @ PHI	MIN	0-1 0/1 15:01	MIN	3/12 40	MIN	1/12W 21
3/15 @ NJ	MIN	0-0 0/1 13:55	MIN	3/23L 59	MIN	DNP
3/17 vs. PHI	MIN	1-0 1/1 14:44	MIN	3/24W 65	MIN	DNP
3/19 @ BUF	MIN	0-0 1/0 14:28	MIN	3/11L 20	MIN	5/17 40
3/24 @ NYI	MIN	0-0 1/1 15:55	MIN	DNP	MIN	1/15W 60
3/25 vs. VAN	MIN	0-0 0/2 15:46	MIN	DNP	MIN	2/25L 59
3/27 vs. OTT	MIN	0-1 2/2 18:32	MIN	DNP	MIN	4/28W 65
3/29 @ MTL	MIN	1-0 2/1 15:47	MIN	2/30L 59	MIN	DNP
3/31 @ PHI	MIN	1-0 (W) 2/1 16:02	MIN	DNP	MIN	0/43W 60
4/2 @ BOS	MIN	0-1 2/0 17:13	MIN	3/24L 58	MIN	DNP
4/5 @ NSH	0-0 0/3 20:41	1-0 3/0 18:06	MIN	2/11 38	MIN	4/13L 22
4/7 @ NYR	0-1 0/1 16:41	0-0 0/0 16:59	MIN	0/29W 60	MIN	DNP
4/8 vs. CAR	0-0 1/0 22:46	0-0 0/2 13:43	MIN	6/32L 60	MIN	DNP
4/10 vs. PIT	0-0 1/2 20:10	0-2 1/1 18:35	MIN	DNP	MIN	5/39L 59

Goals-Assists Shots-Plus/Minus Time-On-Ice, DND-Did Not Dress, INJ-Injured, SUS-Suspended, MIN-Minor Leagues; Goalies: Goals Allowed-Shots Decision Minutes

GAME-BY-GAME ATTENDANCE

NO.	DAY	DATE	OPPONENT	ATTENDANCE	TOTAL	SELLOUT
1	Fri.	Oct. 8	Washington	15,596	15,596	
2	Wed.	Oct. 20	Buffalo	8,820	24,416	
3	Fri.	Oct. 22	Tampa Bay	9,138	33,554	
4	Fri.	Oct. 29	Buffalo	10,172	43,726	
5	Thurs.	Nov. 4	Columbus	8,461	52,187	
6	Sat.	Nov. 6	Chicago	16,022	68,209	
7	Thurs.	Nov. 11	Minnesota	10,055	78,264	
8	Sat.	Nov. 13	Pittsburgh	16,710	94,974	
9	Wed.	Nov. 17	Florida	10,168	105,142	
10	Fri.	Nov. 19	Washington	11,115	116,257	
11	Sun.	Nov. 21	NY Islanders	10,066	126,323	
12	Wed.	Nov. 24	Detroit	15,337	141,660	
13	Fri.	Nov. 26	Montreal	13,068	154,728	
14	Sun.	Nov. 28	Boston	12,085	166,813	
15	Mon.	Dec. 6	Nashville	10,024	176,837	
16	Fri.	Dec. 10	Colorado	14,034	190,871	
17	Thurs.	Dec. 16	Carolina	11,043	201,914	
18	Sat.	Dec. 18	New Jersey	17,024	218,938	
19	Tues.	Dec. 21	St. Louis	14,662	233,600	
20	Sun.	Dec. 26	Tampa Bay	14,610	248,210	
21	Thurs	Dec. 30	Boston	17,624	265,834	
22	Fri.	Jan. 7	Toronto	14,592	280,426	
23	Fri.	Jan. 14	Philadelphia	15,081	295,507	
24	Thurs.	Jan. 20	Tampa Bay	12,314	307,821	
25	Sat.	Jan. 22	NY Rangers	17,061	324,882	
26	Wed.	Jan. 26	Washington	14,513	339,395	
27	Tues.	Feb. 1	NY Islanders	11,176	350,571	
28	Thurs.	Feb. 3	Calgary	12,984	363,555	
29	Fri.	Feb. 11	NY Rangers	15,093	378,648	
30	Sun.	Feb. 13	Carolina	13,032	391,680	
31	Fri.	Feb. 25	Florida	14,046	405,726	
32	Sun.	Feb. 27	Toronto	13,147	418,873	
33	Tues.	Mar. 1	Montreal	11,156	430,029	
34	Thurs.	Mar. 3	Ottawa	10,461	440,490	
35	Sat.	Mar. 5	Florida	15,799	456,289	
36	Fri.	Mar. 11	New Jersey	16,073	472,362	
37	Thurs.	Mar. 17	Philadelphia	16,502	488,864	
38	Fri.	Mar. 25	Vancouver	16,237	505,101	
39	Sun.	Mar. 27	Ottawa	16,392	521,493	
40	Fri.	Apr. 8	Carolina	14,652	536,145	
41	Sun.	Apr. 10	Pittsburgh	16,085	552,230	

Avg. 13,469

2010-11 SEASON-IN-REVIEW

GAME-BY-GAME SPECIAL TEAMS

Game/Date/Opp.	POWER PLAY		PENALTY KILLING	
	GF	ATT	GA	ATT
1 10/8 WSH	0	3	0	3
2 10/9 @TB	1	6	2	5
3 10/12 @LOS	0	5	0	2
4 10/15 @ANA	3	4	3	7
5 10/16 @SJS	1	3	1	4
6 10/20 BUF	1	4	1	7
7 10/22 TB	1	8	2	6
8 10/23 @WSH	1	6	0	3
9 10/27 @NVR	1	3	0	1
10 10/29 BUF	2	7	0	5
11 10/30 @STL	2	7	0	3
12 11/3 @FLA	0	1	0	1
13 11/4 COL	0	2	0	1
14 11/6 CHI	3	5	2	2
15 11/9 @OTT	2	5	2	3
16 11/11 MIN	0	2	1	3
17 11/13 PIT	0	5	1	5
18 11/14 @WSH	1	2	1	3
19 11/17 FLA	0	1	0	3
20 11/19 WSH	0	2	0	3
21 11/21 NYI	1	4	0	4
22 11/24 DET	2	2	1	3
23 11/26 MTL	1	7	0	3
24 11/28 BOS	1	3	0	4
25 11/30 @COL	0	4	1	4
26 12/2 @PIT	1	2	0	2
27 12/4 @WSH	1	2	0	5
28 12/6 NSH	1	4	0	1
29 12/10 COL	0	3	1	3
30 12/11 @NYI	0	5	1	4
31 12/13 @OTT	0	0	0	1
32 12/15 @TB	0	5	0	2
33 12/16 CAR	1	4	0	2
34 12/18 NJ	0	2	1	3
35 12/20 @TOR	1	1	3	5
36 12/21 STL	0	4	0	4
37 12/23 @BOS	0	3	1	5
38 12/26 TB	0	2	1	6
39 12/28 @PIT	1	8	1	3
40 12/30 BOS	2	5	0	3
41 12/31 @NJ	0	2	0	2
42 1/2 @MTL	1	2	2	3
43 1/5 @FLA	1	6	0	2
44 1/7 @TOR	0	4	5	7
45 1/9 @CAR	2	4	2	4
46 1/14 PHI	1	3	0	3
47 1/15 @DAL	0	3	4	5
48 1/17 @FLA	0	2	2	5
49 1/20 TB	1	2	0	2
50 1/22 CAR	0	3	0	2
51 1/23 @TB	0	2	1	2
52 1/26 WSH	0	2	0	3
53 2/1 NYI	0	1	1	1
54 2/3 CSY	0	2	0	3
55 2/5 @CAR	0	6	1	6
56 2/7 @TOR	2	7	1	4
57 2/11 NVR	1	5	1	3
58 2/13 CAR	0	2	0	3
59 2/17 @PHX	2	4	0	1
60 2/19 @EDM	0	5	3	8
61 2/23 @BUF	1	4	0	3
62 2/25 FLA	0	3	0	5
63 2/27 TOR	1	4	0	4
64 3/1 MTL	0	5	1	5
65 3/3 OTT	0	1	0	1
66 3/5 FLA	1	5	1	4
67 3/9 @CAR	1	2	0	3
68 3/11 NJ	1	4	3	6
69 3/12 @PHI	1	3	2	2
70 3/15 @NJ	0	1	0	2
71 3/17 PHI	0	3	0	2
72 3/19 @BUF	0	4	3	7
73 3/24 @NYI	1	3	0	4
74 3/25 VAN	0	4	0	0
75 3/27 OTT	0	4	0	1
76 3/29 @MTL	0	2	0	4
77 3/31 @PHI	0	6	0	5
78 4/2 @BOS	1	3	0	1
79 4/5 @NSH	0	2	1	4
80 4/7 @NVR	0	2	0	4
81 4/8 CAR	0	1	2	7
82 4/10 PIT	2	5	1	3
Season Totals	53	289	64	285

2010-11 SEASON-IN-REVIEW

PLAYER TRANSACTIONS

2010 TRANSACTIONS

April 14, 2010:	Promoted Don Waddell to President and Rick Dudley to General Manager; Declined contract options on Head Coach John Anderson and Assistant Coaches Randy Cunneynworth , Todd Nelson and Steve Weeks .
May 19, 2010:	Signed goaltenders Chris Carrozzini and Edward Pasquale to entry-level contracts.
May 31, 2010:	Signed forwards Carl Klingberg and Danick Paquette .
June 1, 2010:	Signed forwards Jeremy Morin and Eric O'Dell .
June 8, 2010:	Re-signed forward Jim Slater .
June 15, 2010:	Signed free agent forward Fredrik Pettersson .
June 24, 2010:	Named Craig Ramsay Head Coach.
June 24, 2010:	Traded Mike Vernace , Brett Sterling and a seventh round selection in the 2010 NHL Entry Draft to the San Jose Sharks for future considerations.
June 24, 2010:	Acquired defensemen Dustin Byfuglien and Brent Sopel and forwards Ben Eager and Akim Aliu from the Blackhawks in exchange for Marty Reasoner , Joey Crabb , Jeremy Morin and a first and second round selection in the 2010 NHL Entry Draft.
June 30, 2010:	Re-signed defenseman Noah Welch .
July 1, 2010:	Signed unrestricted free agent goaltender Chris Mason .
July 1, 2010:	Acquired forward Andrew Ladd from the Chicago Blackhawks for Ivan Vishnevskiy and a second round selection in the 2011 NHL Entry Draft.
July 2, 2010:	Signed unrestricted free agent defenseman Mike Siklenka .
July 7, 2010:	Signed free agents forward Jared Ross and defenseman Jaime Sifers .
July 7, 2010:	Re-signed forward Eric Boulton .
July 8, 2010:	Named John Torchetti Associate Coach.
July 12, 2010:	Named Mike Stothers Assistant Coach.
July 22, 2010:	Re-signed goaltender Ondrej Pavelec .
July 28, 2010:	Re-signed restricted free agent Ben Eager .
July 29, 2010:	Re-signed restricted free agent Andrew Ladd .
July 29, 2010:	Agreed to terms with restricted free agent goaltender Peter Mannino .
Aug. 1, 2010:	Acquired forwards Donald Brashear and Patrick Rissmiller from the New York Rangers in exchange for Todd White .
Aug. 19, 2010:	Signed unrestricted free agent defenseman Freddy Meyer .
Aug. 19, 2010:	Named Clint Malarchuk Goaltending Consultant.
Aug. 23, 2010:	Re-signed restricted free agent Bryan Little .
Aug. 24, 2010:	Signed defenseman Andrey Zubarev .
Sept. 1, 2010:	Acquired forward Ian McKenzie from Nashville in exchange for defenseman Grant Lewis .
Sept. 6, 2010:	Signed unrestricted free agent forward Fredrik Modin .
Sept. 13, 2010:	Re-signed restricted free agent forward Niclas Bergfors .
Sept. 13, 2010:	Signed unrestricted free agent forward Nigel Dawes .

2011 TRANSACTIONS

Jan. 18, 2011:	Acquired a fifth round selection (Jets selected Austin Brassard) in the 2011 NHL Entry Draft from the San Jose Sharks in exchange for LW Ben Eager .
Feb. 18, 2011:	Acquired RW Blake Wheeler and D Mark Stuart from the Boston Bruins in exchange for C Rich Peverley and D Boris Valabik .
Feb. 24, 2011:	Acquired C Ben Maxwell and fourth round selection (Jets then traded pick back to Montreal) in 2011 NHL Entry Draft from the Montreal Canadiens in exchange for D Brent Sopel and LW Nigel Dawes .
Feb. 28, 2011:	Acquired RW Radek Dvorak and Carolina's fifth round selection (Jets then traded pick to San Jose) in the 2011 NHL Entry Draft from the Florida Panthers in exchange for RW Niclas Bergfors and LW Patrick Rissmiller .
Feb. 28, 2011:	Claimed C Rob Schremp off waivers from the New York Islanders.
Feb. 28, 2011:	Acquired D Brett Festerling from the Montreal Canadiens in exchange for G Drew MacIntyre .
June 25, 2011:	Acquired a third round selection (Brennan Serville) in the 2011 NHL Entry Draft from Montreal for a fourth round selection (Josiah Didier) and Montreal's fourth round selected (traded back) (Oliver Archambault) in the 2011 NHL Entry Draft.
June 25, 2011:	Acquired a fourth round selection (Zach Yuen) in the 2011 NHL Entry Draft from San Jose for Carolina's fifth round selection (Sean Kuraty) and Calgary's seventh round selection (Colin Blackwell) in the 2011 NHL Entry Draft.
July 1, 2011:	Signed unrestricted free agent LW Tanner Glass .
July 3, 2011:	Signed unrestricted free agent D Mark Flood .
July 4, 2011:	Signed unrestricted free agent C Aaron Gagnon .
July 5, 2011:	Re-signed unrestricted free agent LW Andrew Ladd .
July 8, 2011:	Acquired RW Eric Fehr from the Washington Capitals in exchange for RW Danick Paquette and a fourth round selection in the 2012 NHL Entry Draft.
July 9, 2011:	Acquired LW Kenndal McArdle from the Florida Panthers in exchange for C Angelo Esposito .
July 18, 2011:	Signed unrestricted free agent LW Jason Jaffray .
July 18, 2011:	Re-signed restricted free agents RW Blake Wheeler , C Ben Maxwell , D Arturs Kulda , D Brett Festerling , RW Spencer Mahacek , R Riley Holzappel and LW Kenndal McArdle .
July 20, 2011:	Signed C Marco Rosa , LW Shawn Weller , RW Kevin Clark , and D Travis Ramsey to AHL contracts.
Sept. 7, 2011:	Signed unrestricted free agent C Kyle Wellwood .
Sept. 13, 2011:	Signed LW Troy Bodie , LW Janne Pesonen , G David Aebischer and F David Koci to PTO's.
Sept. 14, 2011:	Re-signed restricted free agent D Zach Bogosian .



2011-12 WINNIPEG JETS MEDIA GUIDE

2010-11 ATLANTA THRASHERS OPPONENTS

2010-11 THRASHERS OPPONENTS

ANAHEIM DUCKS



ANAHEIM DUCKS

2010-11 RECORD: 1-0-0

2010-11 RESULTS

AT ATLANTA (0-0-0)

DATE/OPP.	RESULT	GWG
No Games		

AT ANAHEIM (1-0-0)

DATE/OPP.	RESULT	GWG
Oct. 15 at ANA	SOW 5-4	Dawes

INDIVIDUAL STATISTICS

THRASHERS

PLAYER	GP	G	A	PTS	+/-	PIM	PP	SH
Anthony Stewart	1	3	0	3	1	0	2	0
Dustin Byfuglien	1	0	2	2	0	0	0	0
Tobias Enstrom	1	0	2	2	1	0	0	0
Chris Thorburn	1	1	0	1	0	9	1	0
Andrew Ladd	1	0	1	1	1	0	0	0
Bryan Little	1	0	1	1	1	2	0	0
Johnny Oduya	1	0	1	1	-1	0	0	0
Rich Peverley	1	0	1	1	0	2	0	0
Nik Antropov	1	0	0	0	2	0	0	0
Alexander Burmistrov	1	0	0	0	0	0	0	0
Nigel Dawes	1	0	0	0	-1	0	0	0
Ben Eager	1	0	0	0	0	2	0	0
Ron Hainsey	1	0	0	0	0	0	0	0
Evander Kane	1	0	0	0	0	0	0	0
Freddy Meyer	1	0	0	0	0	2	0	0
Freddy Modin	1	0	0	0	-1	0	0	0
Jim Slater	1	0	0	0	-1	0	0	0
Brent Sopel	1	0	0	0	0	0	0	0

GOALIE	GP	MINS	W-L-T	GA	SA	SV	GAA	SV%
Chris Mason	1	65	1-0-0	4	41	37	3.70	.902

DUCKS

PLAYER	GP	G	A	PTS	+/-	PIM	PP	SH
Corey Perry	1	1	2	3	0	2	1	0
Teemu Selanne	1	1	2	3	0	0	1	0
Ryan Getzlaf	1	1	1	2	0	0	1	0
Toni Lydman	1	1	0	1	1	2	0	0
Matt Beleskey	1	0	1	1	1	0	0	0
Saku Koivu	1	0	1	1	0	0	0	0
Lubomir Visnovsky	1	0	1	1	0	2	0	0
Jason Blake	1	0	0	0	-1	0	0	0
Troy Bodie	1	0	0	0	0	0	0	0
Sheldon Brookbank	1	0	0	0	0	0	0	0
Kyle Chipchura	1	0	0	0	0	0	0	0
Cam Fowler	1	0	0	0	0	0	0	0
Paul Mara	1	0	0	0	-1	0	0	0
Todd Marchant	1	0	0	0	0	0	0	0
Brendan Mikkelson	1	0	0	0	0	2	0	0
George Parros	1	0	0	0	0	5	0	0
Bobby Ryan	1	0	0	0	0	0	0	0
Dan Sexton	1	0	0	0	0	0	0	0

GOALIE	GP	MINS	W-L-T	GA	SA	SV	GAA	SV%
Jonas Hiller	1	65	0-0-1	4	33	29	3.69	.879

TEAM STATISTICS

THRASHERS

POWER PLAY:	3-4	(75.0%)
PENALTY KILLING:	4-7	(57.1%)

GOALS BY PERIOD

1st	2nd	3rd	OT	TOTAL
1	1	2	0	4

SHOTS BY PERIOD

1st	2nd	3rd	OT	TOTAL
10	8	11	4	33

DUCKS

POWER PLAY:	3-7	(42.9%)
PENALTY KILLING:	1-4	(25.0%)

GOALS BY PERIOD

1st	2nd	3rd	OT	TOTAL
1	2	1	0	4

SHOTS BY PERIOD

1st	2nd	3rd	OT	TOTAL
11	18	11	1	41



BOSTON BRUINS

2010-11 RECORD: 2-2-0

2010-11 RESULTS

AT ATLANTA (2-0-0)

DATE/OPP.	RESULT	GWG
Nov. 28 vs. BOS	W 4-1	Stapleton
Dec. 30 vs. BOS	SOW 3-2	Byfuglien

AT BOSTON (0-2-0)

DATE/OPP.	RESULT	GWG
Dec. 23 at BOS	L 1-4	Ryder
Apr. 2 at BOS	L 2-3	Ryder

INDIVIDUAL STATISTICS

THRASHERS

PLAYER	GP	G	A	PTS	+/-	PIM	PP	SH
Dustin Byfuglien	4	3	4	7	-1	2	1	0
Tobias Enstrom	4	2	1	3	-3	0	2	0
Evander Kane	3	2	1	3	0	10	0	0
Niclas Bergfors	2	1	1	2	0	0	1	0
Bryan Little	4	0	2	2	1	17	0	0
Jim Slater	3	1	0	1	0	4	0	0
Alexander Burmistrov	4	0	1	1	-1	2	0	0
Johnny Oduya	4	0	1	1	0	2	0	0
Anthony Stewart	4	0	1	1	-1	17	0	0
Zach Bogosian	3	0	1	1	-2	0	0	0
Nik Antropov	2	0	1	1	0	0	0	0
Eric Boulton	4	0	0	0	0	10	0	0
Ron Hainsey	4	0	0	0	0	2	0	0
Andrew Ladd	4	0	0	0	-4	6	0	0
Chris Thorburn	4	0	0	0	0	0	0	0
Rich Peverley	3	0	0	0	-4	2	0	0
Brent Sopel	3	0	0	0	0	0	0	0
Tim Stapleton	3	0	0	0	0	2	0	0
Ben Eager	2	0	0	0	0	4	0	0
Freddy Modin	2	0	0	0	-1	0	0	0
Patrice Cormier	1	0	0	0	0	0	0	0
Ben Maxwell	1	0	0	0	0	0	0	0
Freddy Meyer	1	0	0	0	-1	4	0	0
Rob Schremp	1	0	0	0	0	0	0	0
Mark Stuart	1	0	0	0	1	0	0	0
Blake Wheeler	1	0	0	0	0	0	0	0

BRUINS

PLAYER	GP	G	A	PTS	+/-	PIM	PP	SH
Patrice Bergeron	4	2	2	4	0	0	0	0
Michael Ryder	4	2	1	3	2	2	1	0
Daniel Paille	4	1	2	3	4	4	0	1
Shawn Thornton	3	2	0	2	2	12	0	0
Blake Wheeler	3	2	0	2	1	4	0	0
Mark Recchi	4	1	0	1	1	0	0	0
Milan Lucic	4	0	1	1	-1	22	0	0
Dennis Seidenberg	4	0	1	1	-1	2	0	0
Gregory Campbell	3	0	1	1	1	0	0	0
David Krejci	3	0	1	1	1	0	0	0
Brad Marchand	3	0	1	1	-1	0	0	0
Adam McQuaid	2	0	1	1	1	2	0	0
Johnny Boychuk	4	0	0	0	4	0	0	0
Zdeno Chara	4	0	0	0	3	4	0	0
Andrew Ference	4	0	0	0	1	19	0	0
Nathan Horton	4	0	0	0	-1	7	0	0
Tyler Seguin	4	0	0	0	-1	0	0	0
Steven Kampfer	2	0	0	0	0	0	0	0
Marc Savard	2	0	0	0	0	17	0	0
Jamie Arnie	1	0	0	0	-1	0	0	0
Shane Hnidy	1	0	0	0	0	2	0	0
Matt Hunwick	1	0	0	0	0	5	0	0
Tomas Kaberle	1	0	0	0	0	0	0	0
Chris Kelly	1	0	0	0	1	0	0	0
Rich Peverley	1	0	0	0	0	0	0	0
Mark Stuart	1	0	0	0	-2	0	0	0

GOALIE	GP	MINS	W-L-T	GA	SA	SV	GAA	SV%
Ondrej Pavelec	4	243	2-2-0	10	145	135	2.47	.931

GOALIE	GP	MINS	W-L-T	GA	SA	SV	GAA	SV%
Tim Thomas	2	125	1-0-1	3	59	56	1.44	.949
Tuukka Rask	2	120	1-1-0	6	56	50	3.00	.893

TEAM STATISTICS

THRASHERS

POWER PLAY:	4-14	(28.6%)
PENALTY KILLING:	12-13	(92.3%)

GOALS BY PERIOD

1st	2nd	3rd	OT	TOTAL
5	4	0	0	9

SHOTS BY PERIOD

1st	2nd	3rd	OT	TOTAL
38	35	37	5	115

BRUINS

POWER PLAY:	1-13	(7.7%)
PENALTY KILLING:	10-14	(71.4%)

GOALS BY PERIOD

1st	2nd	3rd	OT	TOTAL
3	5	2	0	10

SHOTS BY PERIOD

1st	2nd	3rd	OT	TOTAL
38	53	52	2	145

2010-11 THRASHERS OPPONENTS

BUFFALO SABRES



BUFFALO SABRES

2010-11 RECORD: 1-3-0

2010-11 RESULTS

AT ATLANTA (1-1-0)

DATE/OPP.	RESULT	GWG
Oct. 20 vs. BUF	L 1-4	Myers
Oct. 29 vs. BUF	OTW 4-3	Byfuglien

AT BUFFALO (0-2-0)

DATE/OPP.	RESULT	GWG
Feb. 23 at BUF	L 1-4	Gaustad
Mar. 19 at BUF	L 2-8	Niedermayer

INDIVIDUAL STATISTICS

THRASHERS

PLAYER	GP	G	A	PTS	+/-	PIM	PP	SH
Dustin Byfuglien	4	1	2	3	-4	14	0	0
Tobias Enstrom	4	1	2	3	-6	4	1	0
Alexander Burmistrov	3	2	0	2	-1	4	0	0
Nik Antropov	4	1	1	2	-4	2	1	0
Andrew Ladd	4	1	1	2	-4	6	1	0
Anthony Stewart	4	0	2	2	-6	2	0	0
Chris Thorburn	4	1	0	1	-1	2	0	0
Niclas Bergfors	2	1	0	1	-1	0	1	0
Ron Hainsey	4	0	1	1	-3	0	0	0
Evander Kane	4	0	1	1	-6	6	0	0
Bryan Little	4	0	1	1	-4	0	0	0
Johnny Oduya	4	0	1	1	-2	0	0	0
Rich Peverley	2	0	1	1	1	0	0	0
Zach Bogosian	3	0	0	0	-3	4	0	0
Eric Boulton	3	0	0	0	0	5	0	0
Ben Eager	2	0	0	0	1	6	0	0
Jim Slater	2	0	0	0	-2	0	0	0
Brent Sopel	2	0	0	0	-2	0	0	0
Tim Stapleton	2	0	0	0	0	0	0	0
Mark Stuart	2	0	0	0	-1	0	0	0
Blake Wheeler	2	0	0	0	-3	2	0	0
Nigel Dawes	1	0	0	0	-2	0	0	0
Radek Dvorak	1	0	0	0	0	2	0	0
Spencer Machacek	1	0	0	0	0	0	0	0
Freddy Meyer	1	0	0	0	-1	0	0	0
Freddy Modin	1	0	0	0	-1	0	0	0
Patrick Rissmiller	1	0	0	0	-1	0	0	0
Rob Schremp	1	0	0	0	0	2	0	0

GOALIE	GP	MINS	W-L-OT	GA	SA	SV	GAA	SV%
Chris Mason	2	164	1-1-0	12	87	75	4.38	.862
Ondrej Pavelec	2	80	0-2-0	7	50	43	5.25	.860

SABRES

PLAYER	GP	G	A	PTS	+/-	PIM	PP	SH
Tyler Myers	4	2	4	6	7	2	1	0
Nathan Gerbe	4	1	3	4	3	4	0	0
Chris Butler	4	0	4	4	4	2	0	0
Tyler Ennis	4	3	0	3	3	6	0	0
Tim Connolly	4	2	1	3	3	0	1	0
Jason Pominville	2	2	1	3	2	2	0	0
Thomas Vanek	4	1	2	3	2	4	0	0
Derek Roy	2	1	2	3	1	2	0	0
Mark Mancari	1	1	2	3	1	2	1	0
Mike Weber	2	0	3	3	1	0	0	0
Rob Niedermayer	4	2	0	2	2	2	0	0
Paul Gaustad	4	1	1	2	4	5	0	0
Jordan Leopold	4	1	1	2	3	0	0	0
Cody McCormick	4	1	1	2	3	5	0	0
Steve Montador	4	0	2	2	3	4	0	0
Brad Boyes	1	1	0	1	1	0	1	0
Michael Grier	4	0	1	1	2	0	0	0
Drew Stafford	4	0	1	1	3	4	0	0
Jochen Hecht	3	0	1	1	3	4	0	0
Andrej Sekera	3	0	1	1	3	0	0	0
Craig Rivet	1	0	1	1	1	0	0	0
Patrick Kaleta	3	0	0	0	2	2	0	0
Shaone Morrisson	2	0	0	0	0	4	0	0

GOALIE	GP	MINS	W-L-OT	GA	SA	SV	GAA	SV%
Ryan Miller	4	243	3-0-1	8	112	104	1.98	.929

TEAM STATISTICS

THRASHERS

POWER PLAY: 4-19 (21.1%)
 PENALTY KILLING: 18-22 (81.8%)

GOALS BY PERIOD

1st	2nd	3rd	OT	TOTAL
1	4	2	1	8

SHOTS BY PERIOD

1st	2nd	3rd	OT	TOTAL
32	61	42	2	137

SABRES

POWER PLAY: 4-22 (18.2%)
 PENALTY KILLING: 15-19 (78.9%)

GOALS BY PERIOD

1st	2nd	3rd	OT	TOTAL
7	6	6	0	19

SHOTS BY PERIOD

1st	2nd	3rd	OT	TOTAL
57	54	53	1	165



CALGARY FLAMES

2010-11 RECORD: 0-1-0

2010-11 RESULTS

AT ATLANTA (0-1-0)

DATE/OPP.

Feb. 3 vs. CGY

RESULT

L 2-4

GWG

Backlund

AT CALGARY (0-0-0)

DATE/OPP.

No Games

RESULT

GWG

INDIVIDUAL STATISTICS

THRASHERS

PLAYER	GP	G	A	PTS	+/-	PIM	PP	SH
Evander Kane	1	0	2	2	0	4	0	0
Bryan Little	1	1	0	1	0	0	0	0
Anthony Stewart	1	1	0	1	0	0	0	0
Nik Antropov	1	0	1	1	1	0	0	0
Niclas Bergfors	1	0	1	1	0	0	0	0
Zach Bogosian	1	0	0	-2	0	0	0	0
Alexander Burmistrov	1	0	0	0	0	0	0	0
Dustin Byfuglien	1	0	0	-1	0	0	0	0
Patrice Cormier	1	0	0	-2	0	0	0	0
Ron Hainsey	1	0	0	-2	0	0	0	0
Andrew Ladd	1	0	0	0	0	0	0	0
Freddy Meyer	1	0	0	1	0	0	0	0
Freddy Modin	1	0	0	-2	0	0	0	0
Johnny Oduya	1	0	0	0	0	0	0	0
Rich Peverley	1	0	0	-1	0	0	0	0
Brent Sopel	1	0	0	0	0	0	0	0
Tim Stapleton	1	0	0	-2	2	0	0	0
Chris Thorburn	1	0	0	-1	0	0	0	0

GOALIE	GP	MINS	W-L-OT	GA	SA	SV	GAA	SV%
Ondrej Pavelec	1	58	0-1-0	3	23	20	3.08	.870

FLAMES

PLAYER	GP	G	A	PTS	+/-	PIM	PP	SH
Mark Giordano	1	1	1	2	2	0	0	0
Mikael Backlund	1	1	0	1	1	0	0	0
Curtis Glencross	1	1	0	1	0	0	0	0
Brendan Morrison	1	1	0	1	2	0	0	0
Olli Jokinen	1	0	1	1	0	0	0	0
Robyn Regehr	1	0	1	1	1	2	0	0
Alex Tanguay	1	0	1	1	1	0	0	0
Anton Babchuk	1	0	0	0	0	0	0	0
Rene Bourque	1	0	0	0	0	0	0	0
Jay Bouwmeester	1	0	0	0	2	0	0	0
Jarome Iginla	1	0	0	0	2	0	0	0
Tim Jackman	1	0	0	0	0	0	0	0
Tom Kostopoulos	1	0	0	0	1	0	0	0
David Moss	1	0	0	0	-1	0	0	0
Adam Pardy	1	0	0	0	0	0	0	0
Cory Sarich	1	0	0	0	-1	2	0	0
Steve Staios	1	0	0	0	0	0	0	0
Matt Stajan	1	0	0	0	0	0	0	0

GOALIE	GP	MINS	W-L-OT	GA	SA	SV	GAA	SV%
Mikka Kiprusoff	1	60	1-0-0	2	24	22	2.00	.917

TEAM STATISTICS

THRASHERS

POWER PLAY: 0-2 (0.0%)
 PENALTY KILLING: 3-3 (100%)

GOALS BY PERIOD

1st	2nd	3rd	OT	TOTAL
0	2	0	0	2

SHOTS BY PERIOD

1st	2nd	3rd	OT	TOTAL
7	10	7	0	24

FLAMES

POWER PLAY: 0-3 (0.0%)
 PENALTY KILLING: 2-2 (100.0%)

GOALS BY PERIOD

1st	2nd	3rd	OT	TOTAL
1	1	2	0	4

SHOTS BY PERIOD

1st	2nd	3rd	OT	TOTAL
10	8	6	0	24

2010-11 THRASHERS OPPONENTS

CAROLINA HURRICANES



CAROLINA HURRICANES

2010-11 RECORD: 1-2-3

2010-11 RESULTS

AT ATLANTA (0-2-1)

DATE/OPP.	RESULT	GWG
Dec. 16 vs. CAR	SOL 2-3	Samsonov
Feb. 13 vs. CAR	L 2-3	Cole
Apr. 8 vs. CAR	L 1-6	Cole

AT CAROLINA (1-0-2)

DATE/OPP.	RESULT	GWG
Jan. 9 at CAR	OTL 3-4	Cole
Feb. 5 at CAR	OTL 3-4	Cole
Mar. 11 at CAR	OTW 3-2	Stapleton

INDIVIDUAL STATISTICS

THRASHERS

PLAYER	GP	G	A	PTS	+/-	PIM	PP	SH
Bryan Little	6	3	2	5	1	4	1	0
Andrew Ladd	6	2	2	4	0	4	0	0
Anthony Stewart	6	1	2	3	-2	0	0	0
Evander Kane	5	1	2	3	-3	2	1	0
Tobias Enstrom	4	1	2	3	0	4	0	0
Johnny Oduya	6	0	3	3	-1	2	0	0
Niclas Bergfors	4	2	0	2	-2	0	1	0
Zach Bogosian	6	1	1	2	-4	0	0	0
Nik Antropov	6	0	2	2	-1	2	0	0
Blake Wheeler	2	0	2	2	-1	6	0	0
Tim Stapleton	5	1	0	1	-2	0	0	0
Brent Sopel	4	1	0	1	0	2	0	0
Rob Schremp	2	1	0	1	-1	0	1	0
Ron Hainsey	6	0	1	1	-3	2	0	0
Dustin Byfuglien	5	0	1	1	-2	14	0	0
Rich Peverley	4	0	1	1	0	0	0	0
Chris Thorburn	6	0	0	0	0	6	0	0
Eric Boulton	5	0	0	0	-1	4	0	0
Alexander Burmistrov	5	0	0	0	0	0	0	0
Patrice Cormier	3	0	0	0	0	2	0	0
Spencer Machacek	2	0	0	0	-1	0	0	0
Mark Stuart	2	0	0	0	-1	0	0	0
Radek Dvorak	1	0	0	0	-1	0	0	0
Ben Eager	1	0	0	0	0	17	0	0
Arturs Kulda	1	0	0	0	-1	2	0	0
Ben Maxwell	1	0	0	0	-2	0	0	0
Freddy Modin	1	0	0	0	0	0	0	0
Paul Postma	1	0	0	0	0	0	0	0
Jim Slater	1	0	0	0	0	0	0	0
Andrey Zubarev	1	0	0	0	0	0	0	0

GOALIE	GP	MINS	W-L-T	GA	SA	SV	GAA	SV%
Ondrej Pavelec	5	305	1-2-2	19	157	138	3.73	.879
Chris Mason	1	65	0-0-1	2	29	27	1.85	.931

HURRICANES

PLAYER	GP	G	A	PTS	+/-	PIM	PP	SH
Tuomo Ruutu	6	2	5	7	2	8	2	0
Jeff Skinner	6	2	4	6	2	2	1	0
Erik Cole	6	5	0	5	1	10	0	0
Joni Pitkanen	6	1	4	5	3	8	1	0
Brandon Sutter	6	3	1	4	4	0	0	0
Jamie McBain	6	0	4	4	-1	0	0	0
Eric Staal	6	2	1	3	0	2	1	0
Jiri Tlusty	5	2	1	3	3	6	0	0
Joe Corvo	6	1	2	3	2	0	0	0
Patrick Dwyer	6	0	3	3	4	2	0	0
Ian White	4	0	3	3	5	2	0	0
Jussi Jokinen	3	1	1	2	1	0	0	0
Sergei Samsonov	4	0	2	2	1	0	0	0
Cory Stillman	2	0	2	2	1	0	0	0
Troy Bodie	5	1	0	1	1	5	0	0
Zac Dalpe	2	1	0	1	0	0	0	0
Chad LaRose	6	0	1	1	-3	2	0	0
Bryan Allen	2	0	1	1	0	0	0	0
Tim Gleason	6	0	0	0	2	0	0	0
Jay Harrison	4	0	0	0	1	0	0	0
Jerome Samson	3	0	0	0	1	0	0	0
Zach Boychuk	2	0	0	0	0	0	0	0
Ryan Carter	2	0	0	0	0	2	0	0
Drayson Bowman	1	0	0	0	0	0	0	0
Derek Joslin	1	0	0	0	0	0	0	0
Jon Matsumoto	1	0	0	0	-1	0	0	0
Bryan Rodney	1	0	0	0	0	0	0	0

GOALIE	GP	MINS	W-L-T	GA	SA	SV	GAA	SV%
Cam Ward	5	309	4-0-1	11	175	164	2.13	.937
Justin Peters	1	62	1-0-0	3	28	25	2.90	.893

TEAM STATISTICS

THRASHERS

POWER PLAY: 4-19 (21.1%)
PENALTY KILLING: 20-25 (80.0%)

GOALS BY PERIOD

1st	2nd	3rd	OT	TOTAL
4	4	5	1	14

SHOTS BY PERIOD

1st	2nd	3rd	OT	TOTAL
60	72	57	14	203

HURRICANES

POWER PLAY: 5-25 (20.0%)
PENALTY KILLING: 15-19 (78.9%)

GOALS BY PERIOD

1st	2nd	3rd	OT	TOTAL
4	6	9	2	21

SHOTS BY PERIOD

1st	2nd	3rd	OT	TOTAL
58	62	55	11	186



CHICAGO BLACKHAWKS

2010-11 RECORD: 0-0-1

2010-11 RESULTS

AT ATLANTA (0-0-1)

DATE/OPP.	RESULT	GWG
Nov. 6 vs. CHI	SOL 4-5	Stalberg

AT CHICAGO (0-0-0)

DATE/OPP.	RESULT	GWG
	No Games	

INDIVIDUAL STATISTICS

THRASHERS

PLAYER	GP	G	A	PTS	+/-	PIM	PP	SH
Nik Antropov	1	1	1	2	-1	0	1	0
Alexander Burmistrov	1	1	0	1	1	0	0	0
Evander Kane	1	1	0	1	-1	0	1	0
Rich Peverley	1	1	0	1	-1	0	1	0
Niclas Bergfors	1	0	1	1	-2	0	0	0
Zach Bogosian	1	0	1	1	0	0	0	0
Dustin Byfuglien	1	0	1	1	-2	0	0	0
Ben Eager	1	0	1	1	1	0	0	0
Tobias Enstrom	1	0	1	1	-2	0	0	0
Andrew Ladd	1	0	1	1	-1	0	0	0
Freddy Modin	1	0	1	1	1	0	0	0
Eric Boulton	1	0	0	0	0	0	0	0
Ron Hainsey	1	0	0	0	1	0	0	0
Johnny Oduya	1	0	0	0	0	2	0	0
Jim Slater	1	0	0	0	0	0	0	0
Brent Sopel	1	0	0	0	1	0	0	0
Anthony Stewart	1	0	0	0	0	2	0	0
Chris Thorburn	1	0	0	0	0	0	0	0

GOALIE	GP	MINS	W-L-T	GA	SA	SV	GAA	SV%
Ondrej Pavelec	1	65	0-0-1	4	40	36	3.70	.900

BLACKHAWKS

PLAYER	GP	G	A	PTS	+/-	PIM	PP	SH
Jonathan Toews	1	2	2	4	2	0	1	0
Patrick Kane	1	2	1	3	2	2	1	0
Brian Campbell	1	0	1	1	1	0	0	0
Brent Seabrook	1	0	1	1	1	0	0	0
Patrick Sharp	1	0	1	1	0	2	0	0
Viktor Stalberg	1	0	1	1	2	2	0	0
Bryan Bickell	1	0	0	0	-1	0	0	0
Nick Boynton	1	0	0	0	0	0	0	0
Troy Brouwer	1	0	0	0	0	0	0	0
Jake Dowell	1	0	0	0	-1	0	0	0
Jordan Hendry	1	0	0	0	0	0	0	0
Niklas Hjalmarsson	1	0	0	0	1	0	0	0
Duncan Keith	1	0	0	0	0	0	0	0
Tomas Kopecky	1	0	0	0	-1	2	0	0
Jeremy Morin	1	0	0	0	0	0	0	0
Fernando Pisani	1	0	0	0	0	0	0	0
John Scott	1	0	0	0	0	0	0	0
Jack Skille	1	0	0	0	0	2	0	0

GOALIE	GP	MINS	W-L-T	GA	SA	SV	GAA	SV%
Marty Turco	1	65	1-0-0	4	37	33	3.69	.892

TEAM STATISTICS

THRASHERS

POWER PLAY: 3-5 (60.0%)
PENALTY KILLING: 0-2 (0.0%)

GOALS BY PERIOD

1st	2nd	3rd	OT	TOTAL
1	3	0	0	4

SHOTS BY PERIOD

1st	2nd	3rd	OT	TOTAL
16	10	8	3	37

BLACKHAWKS

POWER PLAY: 2-2 (100.0%)
PENALTY KILLING: 2-5 (40.0%)

GOALS BY PERIOD

1st	2nd	3rd	OT	TOTAL
2	2	0	0	4

SHOTS BY PERIOD

1st	2nd	3rd	OT	TOTAL
13	11	13	3	40

2010-11 THRASHERS OPPONENTS

COLORADO AVALANCHE



COLORADO AVALANCHE

2010-11 RECORD: 1-1-0

2010-11 RESULTS

AT ATLANTA (0-1-0)

DATE/OPP.	RESULT	GWG
Dec. 10 vs. COL	L 2-4	Hejduk

AT COLORADO (1-0-0)

DATE/OPP.	RESULT	GWG
Nov. 30 at COL	W 3-2	Stewart

INDIVIDUAL STATISTICS

THRASHERS

PLAYER	GP	G	A	PTS	+/-	PIM	PP	SH
Dustin Byfuglien	2	1	2	3	0	0	0	0
Andrew Ladd	2	0	2	2	-2	2	0	0
Niclas Bergfors	2	1	0	1	1	0	0	0
Bryan Little	2	1	0	1	1	0	0	0
Rich Peverley	2	1	0	1	-1	2	0	0
Anthony Stewart	2	1	0	1	2	0	0	0
Zach Bogosian	2	0	1	1	1	0	0	0
Alexander Burnistrov	2	0	1	1	-1	0	0	0
Tobias Enstrom	2	0	1	1	0	0	0	0
Ron Hainsey	2	0	1	1	0	0	0	0
Evander Kane	2	0	1	1	1	12	0	0
Nik Antropov	2	0	0	0	0	4	0	0
Eric Boulton	2	0	0	0	0	0	0	0
Ben Eager	2	0	0	0	1	0	0	0
Johnny Oduya	2	0	0	0	1	2	0	0
Jim Slater	2	0	0	0	0	0	0	0
Brent Sopel	2	0	0	0	0	0	0	0
Chris Thorburn	2	0	0	0	0	4	0	0

AVALANCHE

PLAYER	GP	G	A	PTS	+/-	PIM	PP	SH
Matt Duchene	2	1	2	3	0	0	0	0
Milan Hejduk	2	1	1	2	-1	2	0	0
Tomas Fleischmann	1	1	1	2	0	0	1	0
David Jones	2	1	0	1	-3	0	1	0
Greg Mauldin	2	1	0	1	1	0	0	1
Paul Stastny	2	1	0	1	-1	2	0	1
Kevin Shattenkirk	2	0	1	1	-1	2	0	0
Philippe Dupuis	2	0	0	0	1	2	0	0
Matt Hunwick	1	0	0	0	-2	0	0	0
John-Michael Liles	1	0	0	0	-1	0	0	0
Cody McLeod	2	0	0	0	0	2	0	0
Ryan O'Byrne	2	0	0	0	2	2	0	0
Ryan O'Reilly	2	0	0	0	0	0	0	0
Kevin Porter	2	0	0	0	-1	0	0	0
Kyle Quincey	2	0	0	0	0	0	0	0
Daniel Winnik	2	0	0	0	0	2	0	0
Brandon Vip	2	0	0	0	-2	2	0	0
Adam Foote	1	0	0	0	0	2	0	0
David Koci	1	0	0	0	0	0	0	0
Ryan Wilson	1	0	0	0	0	0	0	0

GOALIE	GP	MINS	W/L/T	GA	SA	SV	GAA	SV%
Ondrej Pavalec	2	120	1-1-0	5	59	54	2.49	.915

GOALIE	GP	MINS	W/L/T	GA	SA	SV	GAA	SV%
Craig Anderson	1	60	1-0-0	2	26	24	2.01	.923
Peter Budaj	1	62	0-0-1	3	31	28	2.92	.903

TEAM STATISTICS

THRASHERS

POWER PLAY:	0-7	(0.0%)
PENALTY KILLING:	5-7	(71.4%)

GOALS BY PERIOD

1st	2nd	3rd	OT	TOTAL
2	1	1	1	5

SHOTS BY PERIOD

1st	2nd	3rd	OT	TOTAL
20	15	21	1	57

AVALANCHE

POWER PLAY:	2-7	(28.6%)
PENALTY KILLING:	7-7	(100.0%)

GOALS BY PERIOD

1st	2nd	3rd	OT	TOTAL
0	2	4	0	6

SHOTS BY PERIOD

1st	2nd	3rd	OT	TOTAL
24	17	18	1	60



COLUMBUS BLUE JACKETS

2010-11 RECORD: 0-1-0

2010-11 RESULTS

AT ATLANTA (0-1-0)

DATE/OPP.	RESULT	GWG
Nov. 4 vs. CBJ	L 0-3	Brassard

AT COLUMBUS (0-0-0)

DATE/OPP.	RESULT	GWG
	No Games	

INDIVIDUAL STATISTICS

THRASHERS

PLAYER	GP	G	A	PTS	+/-	PIM	PP	SH
Nik Antropov	1	0	0	0	-2	0	0	0
Niclas Bergfors	1	0	0	0	-1	0	0	0
Zach Bogosian	1	0	0	0	-2	0	0	0
Eric Boulton	1	0	0	0	0	0	0	0
Alexander Burmistrov	1	0	0	0	0	0	0	0
Dustin Byfuglien	1	0	0	0	-1	2	0	0
Ben Eager	1	0	0	0	0	0	0	0
Tobias Enstrom	1	0	0	0	-1	0	0	0
Ron Hainsey	1	0	0	0	0	0	0	0
Evander Kane	1	0	0	0	-2	0	0	0
Andrew Ladd	1	0	0	0	-2	0	0	0
Freddy Modin	1	0	0	0	0	0	0	0
Johnny Oduya	1	0	0	0	-2	0	0	0
Rich Peverley	1	0	0	0	-2	0	0	0
Jim Slater	1	0	0	0	0	0	0	0
Anthony Stewart	1	0	0	0	0	0	0	0
Chris Thorburn	1	0	0	0	-1	0	0	0
Noah Welch	1	0	0	0	0	0	0	0

BLUE JACKETS

PLAYER	GP	G	A	PTS	+/-	PIM	PP	SH
Derek Brassard	1	1	1	2	2	0	0	0
Jakub Voracek	1	1	1	2	2	2	0	0
RJ Umberger	1	1	0	1	1	0	0	0
Marc Methot	1	0	1	1	2	0	0	0
Rick Nash	1	0	1	1	2	0	0	0
Samuel Pahlsson	1	0	1	1	1	0	0	0
Jared Boll	1	0	0	0	0	0	0	0
Chris Clark	1	0	0	0	1	0	0	0
Derek Dorsett	1	0	0	0	0	0	0	0
Nikita Filatov	1	0	0	0	0	0	0	0
Jan Hejda	1	0	0	0	0	0	0	0
Rostislav Klesla	1	0	0	0	3	0	0	0
Derek MacKenzie	1	0	0	0	0	0	0	0
Kris Russell	1	0	0	0	1	0	0	0
Anton Stralman	1	0	0	0	0	0	0	0
Fedor Tyutin	1	0	0	0	0	0	0	0
Antoine Vermette	1	0	0	0	0	2	0	0
Kyle Wilson	1	0	0	0	0	0	0	0

GOALIE	GP	MINS	W-L-T	GA	SA	SV	GAA	SV%
Ondrej Pavelec	1	59	0-1-0	2	41	39	2.02	.951

GOALIE	GP	MINS	W-L-T	GA	SA	SV	GAA	SV%
Mathieu Garon	1	60	1-0-0	0	25	25	0.00	1.000

TEAM STATISTICS

THRASHERS

POWER PLAY:	0-2	(0.0%)
PENALTY KILLING:	1-1	(100.0%)

GOALS BY PERIOD

1st	2nd	3rd	OT	TOTAL
0	0	0	0	0

SHOTS BY PERIOD

1st	2nd	3rd	OT	TOTAL
8	9	8	0	25

BLUE JACKETS

POWER PLAY:	0-1	(0.0%)
PENALTY KILLING:	2-2	(100.0%)

GOALS BY PERIOD

1st	2nd	3rd	OT	TOTAL
0	1	2	0	3

SHOTS BY PERIOD

1st	2nd	3rd	OT	TOTAL
11	14	17	0	42

2010-11 THRASHERS OPPONENTS

DALLAS STARS



DALLAS STARS

2010-11 RECORD: 0-1-0

2010-11 RESULTS

AT ATLANTA (0-0-0)

DATE/OPP.	RESULT	GWG
No Games		

AT DALLAS (0-1-0)

DATE/OPP.	RESULT	GWG
Jan. 15 at DAL	L 1-6	Burish

INDIVIDUAL STATISTICS

THRASHERS

PLAYER	GP	G	A	PTS	+/-	PIM	PP	SH
Andrew Ladd	1	1	0	1	1	0	0	0
Nik Antropov	1	0	1	1	1	0	0	0
Tobias Enstrom	1	0	1	1	0	0	0	0
Niclas Bergfors	1	0	0	0	0	0	0	0
Zach Bogosian	1	0	0	-1	0	0	0	0
Eric Boulton	1	0	0	0	7	0	0	0
Alexander Burmistrov	1	0	0	0	0	0	0	0
Dustin Byfuglien	1	0	0	0	0	0	0	0
Patrice Cormier	1	0	0	0	0	0	0	0
Ron Hainsey	1	0	0	0	0	0	0	0
Evander Kane	1	0	0	-2	2	0	0	0
Bryan Little	1	0	0	-1	0	0	0	0
Spencer Machacek	1	0	0	0	0	0	0	0
Johnny Oduya	1	0	0	-1	0	0	0	0
Rich Peverley	1	0	0	0	0	0	0	0
Brent Sopel	1	0	0	0	0	0	0	0
Anthony Stewart	1	0	0	-2	16	0	0	0
Chris Thorburn	1	0	0	0	5	0	0	0

GOALIE	GP	MINS	W-L-T	GA	SA	SV	GAA	SV%
Ondrej Pavelec	1	52	0-1-0	6	24	18	6.90	.750
Chris Mason	1	8	0-0-0	0	3	3	0.00	1.000

STARS

PLAYER	GP	G	A	PTS	+/-	PIM	PP	SH
Trevor Daley	1	2	0	2	1	0	2	0
James Neal	1	2	0	2	0	0	1	0
Jamie Benn	1	0	2	2	1	0	0	0
Mike Ribeiro	1	0	2	2	0	0	0	0
Brad Richards	1	0	2	2	0	0	0	0
Stephane Robidas	1	0	2	2	0	0	0	0
Adam Burish	1	1	0	1	1	0	0	0
Jeff Woywitka	1	1	0	1	0	2	1	0
Loui Eriksson	1	0	1	1	0	0	0	0
Nicklas Grossman	1	0	1	1	0	0	0	0
Brenden Morrow	1	0	1	1	0	0	0	0
Krystofer Barch	1	0	0	0	0	7	0	0
Mark Fistric	1	0	0	0	0	2	0	0
Jamie Langenbrunner	1	0	0	0	0	0	0	0
Steve Ott	1	0	0	1	0	0	0	0
Karlis Skrastins	1	0	0	0	1	0	0	0
Brian Sutherby	1	0	0	0	0	5	0	0
Tom Wandell	1	0	0	0	0	0	0	0

GOALIE	GP	MINS	W-L-T	GA	SA	SV	GAA	SV%
Kari Lehtonen	1	60	1-0-0	1	30	29	1.00	.967

TEAM STATISTICS

THRASHERS

POWER PLAY:	0-3	(0.0%)
PENALTY KILLING:	1-5	(20.0%)

GOALS BY PERIOD

1st	2nd	3rd	OT	TOTAL
0	1	0	0	1

SHOTS BY PERIOD

1st	2nd	3rd	OT	TOTAL
13	10	7	0	30

STARS

POWER PLAY:	4-5	(80.0%)
PENALTY KILLING:	3-3	(100.0%)

GOALS BY PERIOD

1st	2nd	3rd	OT	TOTAL
1	2	3	0	6

SHOTS BY PERIOD

1st	2nd	3rd	OT	TOTAL
6	10	11	0	27



DETROIT RED WINGS

2010-11 RECORD: 1-0-0

2010-11 RESULTS

AT ATLANTA (0-0-0)

DATE/OPP.	RESULT	GWG
Nov. 24 vs. DET	W 5-1	Ladd

AT DETROIT (1-0-0)

DATE/OPP.	RESULT	GWG
No Games		

INDIVIDUAL STATISTICS

THRASHERS

PLAYER	GP	G	A	PTS	+/-	PIM	PP	SH
Andrew Ladd	1	1	1	2	1	0	0	1
Bryan Little	1	1	1	2	1	0	0	0
Dustin Byfuglien	1	1	0	1	0	0	1	0
Anthony Stewart	1	1	0	1	1	0	1	0
Chris Thorburn	1	1	0	1	1	0	0	0
Eric Boulton	1	0	1	1	1	0	0	0
Tobias Enstrom	1	0	1	1	0	0	0	0
Evander Kane	1	0	1	1	1	0	0	0
Johnny Oduya	1	0	1	1	2	0	0	0
Rich Peverley	1	0	1	1	1	2	0	0
Jim Slater	1	0	1	1	1	2	0	0
Nik Antropov	1	0	0	0	0	0	0	0
Niclas Bergfors	1	0	0	0	0	0	0	0
Zach Bogosian	1	0	0	0	1	2	0	0
Alexander Burmistrov	1	0	0	0	0	0	0	0
Ben Eager	1	0	0	0	0	0	0	0
Ron Hainsey	1	0	0	0	1	2	0	0
Brent Sopel	1	0	0	0	2	0	0	0

RED WINGS

PLAYER	GP	G	A	PTS	+/-	PIM	PP	SH
Todd Bertuzzi	1	1	0	1	-1	0	1	0
Niklas Kronwall	1	0	1	1	-1	0	0	0
Mike Modano	1	0	1	1	-1	0	0	0
Justin Abdelkader	1	0	0	0	0	0	0	0
Danny Cleary	1	0	0	0	-1	2	0	0
Pavel Datsyuk	1	0	0	0	-1	2	0	0
Patrick Eaves	1	0	0	0	-1	0	0	0
Jonathan Ericsson	1	0	0	0	-1	0	0	0
Valtteri Filppula	1	0	0	0	0	0	0	0
Johan Franzen	1	0	0	0	-1	0	0	0
Darren Helm	1	0	0	0	-1	0	0	0
Tomas Holmstrom	1	0	0	0	-1	2	0	0
Niclas Lidstrom	1	0	0	0	-1	0	0	0
Drew Miller	1	0	0	0	-1	0	0	0
Brian Rafalski	1	0	0	0	-2	0	0	0
Ruslan Salei	1	0	0	0	-1	0	0	0
Brad Stuart	1	0	0	0	0	0	0	0
Henrik Zetterberg	1	0	0	0	0	0	0	0

GOALIE	GP	MINS	W-L-T	GA	SA	SV	GAA	SV%
Ondrej Pavelec	1	60	1-0-0	1	33	32	1.00	.970

GOALIE	GP	MINS	W-L-T	GA	SA	SV	GAA	SV%
Joey MacDonald	1	20	0-0-0	1	8	7	3.00	.875
Jimmy Howard	1	40	0-1-0	4	30	26	6.00	.867

TEAM STATISTICS

THRASHERS

POWER PLAY: 2-2 (100.0%)
PENALTY KILLING: 2-3 (66.7%)

GOALS BY PERIOD

1st	2nd	3rd	OT	TOTAL
2	2	1	0	5

SHOTS BY PERIOD

1st	2nd	3rd	OT	TOTAL
11	19	8	0	38

RED WINGS

POWER PLAY: 1-3 (33.3%)
PENALTY KILLING: 0-2 (0.0%)

GOALS BY PERIOD

1st	2nd	3rd	OT	TOTAL
1	0	0	0	1

SHOTS BY PERIOD

1st	2nd	3rd	OT	TOTAL
10	11	12	0	33

2010-11 THRASHERS OPPONENTS

EDMONTON OILERS



EDMONTON OILERS

2010-11 RECORD: 0-1-0

2010-11 RESULTS

AT ATLANTA (0-0-0)

DATE/OPP.	RESULT	GWG
No Games		

AT EDMONTON (0-1-0)

DATE/OPP.	RESULT	GWG
Feb. 19 at EDM	L 3-5	Hall

INDIVIDUAL STATISTICS

THRASHERS

PLAYER	GP	G	A	PTS	+/-	PIM	PP	SH
Dustin Byfuglien	1	1	0	1	0	2	0	0
Evander Kane	1	1	0	1	0	0	0	0
Andrew Ladd	1	1	0	1	-1	0	0	0
Zach Bogosian	1	0	1	1	1	2	0	0
Tobias Enstrom	1	0	1	1	-1	4	0	0
Ron Hainsey	1	0	1	1	2	0	0	0
Blake Wheeler	1	0	1	1	0	2	0	0
Nik Antropov	1	0	0	0	1	4	0	0
Niclas Bergfors	1	0	0	0	1	0	0	0
Eric Boulton	1	0	0	0	1	0	0	0
Bryan Little	1	0	0	0	-1	0	0	0
Spencer Machacek	1	0	0	0	0	0	0	0
Johnny Oduya	1	0	0	0	0	0	0	0
Brent Sopel	1	0	0	0	0	0	0	0
Tim Stapleton	1	0	0	0	0	0	0	0
Anthony Stewart	1	0	0	0	0	0	0	0
Mark Stuart	1	0	0	0	0	5	0	0
Chris Thorburn	1	0	0	0	0	2	0	0

GOALIE	GP	MINS	W-L-T	GA	SA	SV	GAA	SV%
Chris Mason	1	59	0-1-0	4	25	21	4.09	.840

OILERS

PLAYER	GP	G	A	PTS	+/-	PIM	PP	SH
Taylor Hall	1	3	0	3	0	0	3	0
Ales Hemsky	1	1	2	3	0	0	0	0
Tom Gilbert	1	0	2	2	0	0	0	0
Magnus Paajarvi	1	1	0	1	1	0	0	0
Kurtis Foster	1	0	1	1	0	0	0	0
Sam Gagner	1	0	1	1	1	2	0	0
Shawn Horcoff	1	0	1	1	-1	0	0	0
Linus Omark	1	0	1	1	1	0	0	0
Theo Peckham	1	0	1	1	0	2	0	0
Ladislav Smid	1	0	1	1	0	0	0	0
Taylor Chorney	1	0	0	0	-1	0	0	0
Andrew Cogliano	1	0	0	0	0	0	0	0
Jordan Eberle	1	0	0	0	0	2	0	0
Jean-Francois Jacques	1	0	0	0	-1	5	0	0
Ryan Jones	1	0	0	0	-1	0	0	0
Dustin Penner	1	0	0	0	-2	4	0	0
Liam Reddox	1	0	0	0	0	0	0	0
Jim Vandermeer	1	0	0	0	-1	0	0	0

GOALIE	GP	MINS	W-L-T	GA	SA	SV	GAA	SV%
Devan Dubnyk	1	60	1-0-0	3	31	28	3.00	.903

THRASHERS

POWER PLAY: 0-5 (0.0%)
 PENALTY KILLING: 5-8 (62.5%)

GOALS BY PERIOD

1st	2nd	3rd	OT	TOTAL
1	1	1	0	3

SHOTS BY PERIOD

1st	2nd	3rd	OT	TOTAL
6	16	9	0	31

OILERS

POWER PLAY: 3-8 (37.5%)
 PENALTY KILLING: 5-5 (100.0%)

GOALS BY PERIOD

1st	2nd	3rd	OT	TOTAL
0	1	4	0	5

SHOTS BY PERIOD

1st	2nd	3rd	OT	TOTAL
6	5	15	0	26



FLORIDA PANTHERS

2010-11 RECORD: 4-1-1

2010-11 RESULTS

AT ATLANTA (1-1-1)

DATE/OPP.	RESULT	GWG
Nov. 17 vs. FLA	L 1-2	Dvorak
Feb. 25 vs. FLA	SOL 1-2	Bernier
Mar. 5 vs. FLA	W 4-3	Ladd

AT FLORIDA (3-0-0)

DATE/OPP.	RESULT	GWG
Nov. 3 at FLA	W 4-3	Bergfors
Jan. 5 at FLA	W 3-2	Peverley
Jan. 17 at FLA	W 3-2	Burmistrov

INDIVIDUAL STATISTICS

THRASHERS

PLAYER	GP	G	A	PTS	+/-	PIM	PP	SH
Andrew Ladd	6	2	3	5	4	2	1	0
Dustin Byfuglien	6	1	4	5	4	2	0	0
Bryan Little	5	1	4	5	6	0	0	0
Rich Peverley	4	2	2	4	2	0	1	0
Blake Wheeler	2	3	0	3	2	2	0	0
Zach Bogosian	5	1	2	3	0	2	0	0
Niclas Bergfors	5	2	0	2	1	2	0	0
Freddy Modin	3	2	0	2	0	2	0	0
Nik Antropov	6	0	2	2	-2	2	0	0
Tobias Enstrom	6	0	2	2	-2	4	0	0
Chris Thornburn	6	1	0	1	-3	6	0	0
Eric Boulton	6	0	1	1	-1	7	0	0
Evander Kane	6	0	1	1	-1	6	0	0
Johnny Oduya	6	0	1	1	0	4	0	0
Alexander Burmistrov	5	0	1	1	0	0	0	0
Jim Slater	2	0	1	1	1	0	0	0
Ron Hainsey	6	0	0	0	5	0	0	0
Anthony Stewart	6	0	0	0	1	2	0	0
Brent Sopel	4	0	0	0	-1	0	0	0
Patrice Cormier	2	0	0	0	-1	0	0	0
Ben Eager	2	0	0	0	1	5	0	0
Spencer Machacek	2	0	0	0	0	0	0	0
Tim Stapleton	2	0	0	0	0	0	0	0
Mark Stuart	2	0	0	0	0	0	0	0
Radek Dvorak	1	0	0	0	0	0	0	0
Freddy Meyer	1	0	0	0	0	0	0	0
Rob Schremp	1	0	0	0	0	0	0	0

GOALIE	GP	MINS	W-L-T	GA	SA	SV	GAA	SV%
Chris Mason	3	165	2-0-1	6	114	108	2.18	.947
Ondrej Pavelec	4	203	2-1-0	7	116	109	2.07	.940

PANTHERS

PLAYER	GP	G	A	PTS	+/-	PIM	PP	SH
Stephen Weiss	6	3	3	6	3	0	1	0
Chris Higgins	4	1	3	4	4	2	0	0
Jason Garrison	6	1	2	3	2	6	0	0
Michael Frolik	4	0	3	3	4	0	0	0
Cory Stillman	4	0	3	3	0	2	0	0
Marty Reasoner	6	1	1	2	0	0	0	0
Radek Dvorak	5	1	1	2	0	2	0	0
Dmitry Kulikov	5	1	1	2	0	4	1	0
Dennis Wideman	4	1	1	2	-4	0	1	0
Sergei Samonov	1	1	1	2	-1	0	0	0
Mike Santorelli	6	0	2	2	-4	0	0	0
Mike Weaver	6	0	2	2	1	2	0	0
David Booth	6	1	0	1	-4	0	0	0
Bryan Allen	5	1	0	1	-5	7	0	0
Steve Reinprecht	2	1	0	1	-1	0	0	0
Rostislav Olesz	5	0	1	1	-4	2	0	0
Bryan McCabe	4	0	1	1	1	0	0	0
Niclas Bergfors	1	0	1	1	1	0	0	0
Steve Bernier	5	0	0	0	-3	0	0	0
Darcy Hordichuk	4	0	0	0	0	7	0	0
Shawn Matthias	4	0	0	0	-2	5	0	0
Michal Repik	3	0	0	0	-1	2	0	0
Joe Callahan	2	0	0	0	0	2	0	0
Keaton Ellerby	2	0	0	0	-1	2	0	0
Alexander Sulzer	2	0	0	0	0	0	0	0
Bill Thomas	2	0	0	0	0	0	0	0
Scott Timmins	2	0	0	0	0	2	0	0
Evgeny Dadonov	1	0	0	0	0	0	0	0
Kenndal McArdle	1	0	0	0	0	0	0	0

GOALIE	GP	MINS	W-L-T	GA	SA	SV	GAA	SV%
Tomas Vokoun	5	271	2-2-1	13	159	146	2.88	.918
Scott Clemmensen	2	97	0-0-1	2	46	44	1.24	.957

TEAM STATISTICS

THRASHERS

POWER PLAY:	2-18	(11.1%)
PENALTY KILLING:	17-20	(85.0%)

GOALS BY PERIOD

1st	2nd	3rd	OT	TOTAL
4	4	6	1	15

SHOTS BY PERIOD

1st	2nd	3rd	OT	TOTAL
59	66	71	9	205

PANTHERS

POWER PLAY:	3-20	(15.0%)
PENALTY KILLING:	16-18	(88.9%)

GOALS BY PERIOD

1st	2nd	3rd	OT	TOTAL
4	3	6	0	13

SHOTS BY PERIOD

1st	2nd	3rd	OT	TOTAL
73	70	81	6	230

2010-11 THRASHERS OPPONENTS

LOS ANGELES KINGS



LOS ANGELES KINGS

2010-11 RECORD: 0-1-0

2010-11 RESULTS

AT ATLANTA (0-0-0)

DATE/OPP.	RESULT	GWG
No Games		

AT LOS ANGELES (0-1-0)

DATE/OPP.	RESULT	GWG
Oct. 12 at LOS	1-3	Stoll

INDIVIDUAL STATISTICS

THRASHERS

PLAYER	GP	G	A	PTS	+/-	PIM	PP	SH
Chris Thorburn	1	1	0	1	1	0	0	0
Nik Antropov	1	0	0	0	-1	0	0	0
Niclas Bergfors	1	0	0	0	2	0	0	0
Zach Bogosian	1	0	0	0	-1	0	0	0
Alexander Burmistrov	1	0	0	0	0	0	0	0
Dustin Byfuglien	1	0	0	0	0	0	0	0
Nigel Dawes	1	0	0	0	0	0	0	0
Ben Eager	1	0	0	0	0	0	0	0
Tobias Enstrom	1	0	0	0	-1	0	0	0
Ron Hainsey	1	0	0	0	-1	0	0	0
Evander Kane	1	0	0	0	-2	2	0	0
Andrew Ladd	1	0	0	0	0	0	0	0
Bryan Little	1	0	0	0	0	0	0	0
Freddy Modin	1	0	0	0	0	0	0	0
Johnny Oduya	1	0	0	0	0	0	0	0
Rich Peverley	1	0	0	0	-2	0	0	0
Brent Sopel	1	0	0	0	-1	0	0	0
Anthony Stewart	1	0	0	0	-3	0	0	0

GOALIE	GP	MINS	W-L-T	GA	SA	SV	GAA	SV%
Chris Mason	1	59	0-1-0	2	34	32	2.02	.941

KINGS

PLAYER	GP	G	A	PTS	+/-	PIM	PP	SH
Ryan Smyth	1	2	1	3	3	2	0	0
Jarret Stoll	1	1	1	2	2	0	0	0
Justin Williams	1	0	2	2	3	0	0	0
Anze Kopitar	1	0	1	1	1	0	0	0
Willie Mitchell	1	0	1	1	2	0	0	0
Dustin Brown	1	0	0	0	0	0	0	0
Drew Doughty	1	0	0	0	3	0	0	0
Davis Drewiske	1	0	0	0	-1	0	0	0
Michael Handzus	1	0	0	0	2	0	0	0
Jack Johnson	1	0	0	0	1	2	0	0
Andrei Loktionov	1	0	0	0	0	0	0	0
Jake Muzzin	1	0	0	0	-1	0	0	0
Alexei Ponikarovsky	1	0	0	0	0	0	0	0
Brad Richardson	1	0	0	0	-1	2	0	0
Brayden Schenn	1	0	0	0	-1	0	0	0
Rob Scuderi	1	0	0	0	0	2	0	0
Wayne Simmonds	1	0	0	0	0	0	0	0
Kevin Westgarth	1	0	0	0	-1	0	0	0

GOALIE	GP	MINS	W-L-T	GA	SA	SV	GAA	SV%
Jonathan Quick	1	60	1-0-0	1	32	31	1.00	.969

TEAM STATISTICS

THRASHERS

POWER PLAY:	0-5	(0.0%)
PENALTY KILLING:	2-2	(100.0%)

GOALS BY PERIOD

1st	2nd	3rd	OT	TOTAL
0	1	0	0	1

SHOTS BY PERIOD

1st	2nd	3rd	OT	TOTAL
12	9	11	0	32

KINGS

POWER PLAY:	0-2	(0.0%)
PENALTY KILLING:	5-5	(100.0%)

GOALS BY PERIOD

1st	2nd	3rd	OT	TOTAL
0	0	3	0	3

SHOTS BY PERIOD

1st	2nd	3rd	OT	TOTAL
9	13	13	0	35



MINNESOTA WILD

2010-11 RECORD: 1-0-0

2010-11 RESULTS

AT ATLANTA (1-0-0)

DATE/OPP.	RESULT	GWG
Nov. 11 vs. MIN	W 5-1	Slater

AT MINNESOTA (0-0-0)

DATE/OPP.	RESULT	GWG
No Games		

INDIVIDUAL STATISTICS

THRASHERS

PLAYER	GP	G	A	PTS	+/-	PIM	PP	SH
Andrew Ladd	1	1	1	2	2	0	0	0
Freddy Modin	1	1	1	2	2	0	0	1
Dustin Byfuglien	1	0	2	2	3	2	0	0
Tobias Enstrom	1	0	2	2	4	0	0	0
Nik Antropov	1	1	0	1	1	0	0	0
Ben Eager	1	1	0	1	1	0	0	0
Jim Slater	1	1	0	1	1	0	0	0
Niclas Begfors	1	0	1	1	1	0	0	0
Alexander Burmistrov	1	0	1	1	2	0	0	0
Rich Peverely	1	0	1	1	1	0	0	0
Zach Bogosian	1	0	0	0	0	2	0	0
Eric Boulton	1	0	0	0	1	0	0	0
Ron Hainsey	1	0	0	0	1	0	0	0
Evander Kane	1	0	0	0	0	0	0	0
Johnny Oduya	1	0	0	0	0	2	0	0
Brent Sopel	1	0	0	0	2	0	0	0
Anthony Stewart	1	0	0	0	1	0	0	0
Chris Thorburn	1	0	0	0	1	0	0	0

GOALIE	GP	MINS	W-L-T	GA	SA	SV	GAA	SV%
Ondrej Pavelec	1	60	1-0-0	1	33	32	1.00	.970

WILD

PLAYER	GP	G	A	PTS	+/-	PIM	PP	SH
Antti Miettinen	1	1	0	1	-3	0	1	0
Brent Burns	1	0	1	1	-3	0	0	0
Matt Cullen	1	0	1	1	-2	0	0	0
Cody Almond	1	0	0	0	0	0	0	0
Cam Barker	1	0	0	0	-3	0	0	0
Kyle Brodziak	1	0	0	0	0	0	0	0
Andrew Brunette	1	0	0	0	-2	0	0	0
Cal Clutterbuck	1	0	0	0	-1	2	0	0
Justin Falk	1	0	0	0	-2	0	0	0
Martin Havlat	1	0	0	0	-1	0	0	0
Mikko Koivu	1	0	0	0	-1	0	0	0
John Madden	1	0	0	0	-3	0	0	0
Eric Nystrom	1	0	0	0	-2	0	0	0
Nick Schultz	1	0	0	0	-1	0	0	0
Brad Staubitz	1	0	0	0	0	0	0	0
Clayton Stoner	1	0	0	0	0	2	0	0
Casey Wellman	1	0	0	0	-1	0	0	0
Greg Zanon	1	0	0	0	0	0	0	0

GOALIE	GP	MINS	W-L-T	GA	SA	SV	GAA	SV%
Niklas Backstrom	1	60	0-1-0	5	34	29	5.00	.853

TEAM STATISTICS

THRASHERS

POWER PLAY:	0-2	(0.0%)
PENALTY KILLING:	2-3	(66.7%)

GOALS BY PERIOD

1st	2nd	3rd	OT	TOTAL
2	1	2	0	5

SHOTS BY PERIOD

1st	2nd	3rd	OT	TOTAL
11	10	13	0	34

WILD

POWER PLAY:	1-3	(33.3%)
PENALTY KILLING:	2-2	(100.0%)

GOALS BY PERIOD

1st	2nd	3rd	OT	TOTAL
0	0	1	0	1

SHOTS BY PERIOD

1st	2nd	3rd	OT	TOTAL
11	8	14	0	33

2010-11 THRASHERS OPPONENTS

MONTREAL CANADIENS



MONTREAL CANADIENS

2010-11 RECORD: 2-2-0

2010-11 RESULTS

AT ATLANTA (1-1-0)

DATE/OPP.	RESULT	GWG
Nov. 26 vs. MTL	W 3-0	Peeverley
Mar. 1 vs. MTL	L 1-3	Wisniewski

AT MONTREAL (1-1-0)

DATE/OPP.	RESULT	GWG
Jan. 2 at MTL	W 4-3	Byfluglien
Mar. 29 at MTL	L 1-3	Darche

INDIVIDUAL STATISTICS

THRASHERS

PLAYER	GP	G	A	PTS	+/-	PIM	PP	SH
Tobias Enstrom	4	1	4	5	6	2	0	0
Rich Peverley	2	3	0	3	2	2	1	0
Nik Antropov	4	2	0	2	-1	2	0	0
Dustin Byfluglien	4	1	1	2	5	4	1	0
Evander Kane	4	1	1	2	1	6	0	0
Andrew Ladd	4	1	1	2	-1	0	0	0
Niclas Bergfors	2	0	2	2	1	0	0	0
Zach Bogosian	4	0	1	1	-4	7	0	0
Eric Boulton	4	0	1	1	0	10	0	0
Chris Thorburn	4	0	1	1	0	7	0	0
Anthony Stewart	3	0	1	1	1	4	0	0
Patrice Cormier	1	0	1	1	1	0	0	0
Ron Hainsey	4	0	0	0	-3	6	0	0
Bryan Little	4	0	0	0	1	0	0	0
Johnny Oduya	4	0	0	0	-2	0	0	0
Alexander Burmistrov	3	0	0	0	-2	0	0	0
Radek Dvorak	2	0	0	0	0	0	0	0
Ben Maxwell	2	0	0	0	-1	0	0	0
Rob Schremp	2	0	0	0	0	2	0	0
Brent Sopel	2	0	0	0	1	2	0	0
Tim Stapleton	2	0	0	0	-2	2	0	0
Mark Stuart	2	0	0	0	-1	2	0	0
Blake Wheeler	2	0	0	0	0	0	0	0
Ben Eager	1	0	0	0	0	0	0	0
Freddy Modin	1	0	0	0	1	0	0	0
Jim Slater	1	0	0	0	0	0	0	0

GOALIE	GP	MINS	W-L-T	GA	SA	SV	GAA	SV%
Ondrej Pavelec	3	183	2-1-0	5	105	100	1.64	.952
Chris Mason	1	59	0-1-0	2	22	20	2.03	.909

CANADIENS

PLAYER	GP	G	A	PTS	+/-	PIM	PP	SH
James Wisniewski	3	1	2	3	2	0	1	0
Matt Pacionetty	2	1	2	3	3	0	0	0
Scott Gomez	4	0	3	3	3	4	0	0
Brian Gionta	4	2	0	2	2	2	0	0
Roman Hamrlik	4	1	1	2	2	2	0	0
Andrei Kostitsyn	4	1	1	2	0	2	0	0
Tomas Plekanec	4	1	0	1	-3	10	1	0
P.K. Subban	4	1	0	1	-1	11	1	0
Mathieu Darche	3	1	0	1	0	0	0	0
Michael Cammalleri	4	0	1	1	-2	0	0	0
Jeff Halpern	4	0	1	1	-2	2	0	0
David Desharnais	3	0	1	1	-1	0	0	0
Paul Mara	2	0	1	1	2	2	0	0
Yannick Weber	1	0	1	1	0	0	0	0
Hal Gill	4	0	0	0	-5	0	0	0
Travis Moen	4	0	0	0	-2	5	0	0
Benoit Pouliot	4	0	0	0	-1	0	0	0
Lars Eller	3	0	0	0	1	2	0	0
Tom Pyatt	2	0	0	0	-1	0	0	0
Brent Sopel	2	0	0	0	1	0	0	0
Jaroslav Spacek	2	0	0	0	-1	0	0	0
Ryan White	2	0	0	0	0	0	0	0
Josh Gorges	1	0	0	0	-2	2	0	0
Maxim Lapierre	1	0	0	0	0	0	0	0
Alexandre Picard	1	0	0	0	0	0	0	0

GOALIE	GP	MINS	W-L-T	GA	SA	SV	GAA	SV%
Carey Price	3	184	2-0-1	6	97	91	1.96	.938
Alex Auld	1	60	0-1-0	3	47	44	3.02	.936

TEAM STATISTICS

THRASHERS

POWER PLAY:	2-16	(12.5%)
PENALTY KILLING:	12-15	(80.0%)

GOALS BY PERIOD

1st	2nd	3rd	OT	TOTAL
2	4	2	1	9

SHOTS BY PERIOD

1st	2nd	3rd	OT	TOTAL
36	64	39	5	144

CANADIENS

POWER PLAY:	3-15	(20.0%)
PENALTY KILLING:	14-16	(87.5%)

GOALS BY PERIOD

1st	2nd	3rd	OT	TOTAL
4	2	3	0	9

SHOTS BY PERIOD

1st	2nd	3rd	OT	TOTAL
48	39	41	1	129



NASHVILLE PREDATORS

2010-11 RECORD: 1-1-0

2010-11 RESULTS

AT ATLANTA (1-0-0)

DATE/OPP.	RESULT	GWG
Dec. 6 vs. NSH	OTW 3-2	Bogosian

AT NASHVILLE (0-1-0)

DATE/OPP.	RESULT	GWG
Apr. 5 at NSH	L 3-6	Tootoo

INDIVIDUAL STATISTICS

THRASHERS

PLAYER	GP	G	A	PTS	+/-	PIM	PP	SH
Blake Wheeler	1	2	0	2	2	0	0	0
Andrew Ladd	2	1	1	2	0	0	1	0
Alexander Burmistrov	2	0	2	2	0	2	0	0
Nik Antropov	2	1	0	1	0	2	0	0
Zach Bogosian	2	1	0	1	0	0	0	0
Jim Slater	1	1	0	1	1	0	0	0
Dustin Byfuglien	2	0	1	1	2	0	0	0
Ron Hainsey	2	0	1	1	0	0	0	0
Evander Kane	2	0	1	1	0	0	0	0
Bryan Little	2	0	1	1	3	0	0	0
Ben Eager	1	0	1	1	1	0	0	0
Tobias Enstrom	1	0	1	1	2	0	0	0
Tim Stapleton	1	0	1	1	-3	0	0	0
Eric Boulton	2	0	0	0	0	12	0	0
Johnny Oduya	2	0	0	0	-2	0	0	0
Anthony Stewart	2	0	0	0	-4	2	0	0
Chris Thorburn	2	0	0	0	0	0	0	0
Niclas Bergfors	1	0	0	0	-1	0	0	0
Ben Maxwell	1	0	0	0	-3	9	0	0
Rich Peverley	1	0	0	0	-2	0	0	0
Rob Schremp	1	0	0	0	-1	0	0	0
Brent Sopel	1	0	0	0	0	0	0	0
Mark Stuart	1	0	0	0	-3	0	0	0
Andrey Zubarev	1	0	0	0	-3	0	0	0

GOALIE	GP	MINS	W-L-T	GA	SA	SV	GAA	SV%
Ondrej Pavelec	2	100	1-0-0	4	40	36	2.40	.900
Chris Mason	1	22	0-1-0	4	13	9	10.94	.692

PREDATORS

PLAYER	GP	G	A	PTS	+/-	PIM	PP	SH
Sergei Kostitsyn	2	2	2	4	2	2	0	0
Jordin Tootoo	2	2	1	3	2	0	0	0
Patric Hornqvist	2	0	3	3	1	2	0	0
Colin Wilson	2	1	1	2	0	7	0	0
Matt Halischuk	1	1	1	2	2	0	0	0
Cody Franson	2	0	2	2	3	2	0	0
Mike Fisher	1	1	0	1	1	0	1	0
Steve Sullivan	1	1	0	1	1	0	0	0
Martin Erat	2	0	1	1	1	0	0	0
Kevin Klein	2	0	1	1	2	0	0	0
Jerred Smithson	2	0	1	1	1	2	0	0
Jonathon Blum	1	0	1	1	2	0	0	0
Cal O'Reilly	1	0	1	1	2	0	0	0
Shane O'Brien	2	0	0	0	2	0	0	0
Nick Spaling	2	0	0	0	-2	0	0	0
Ryan Suter	2	0	0	0	-3	0	0	0
Joel Ward	2	0	0	0	-3	0	0	0
Shea Weber	2	0	0	0	-3	2	0	0
Francis Bouillon	1	0	0	0	1	0	0	0
J-P Dumont	1	0	0	0	0	0	0	0
Blake Geoffrion	1	0	0	0	-1	0	0	0
Marcel Goc	1	0	0	0	0	0	0	0
David Legwand	1	0	0	0	0	0	0	0

GOALIE	GP	MINS	W-L-T	GA	SA	SV	GAA	SV%
Pekka Rinne	1	60	1-0-0	3	36	33	3.02	.917
Anders Lindback	1	61	0-0-1	3	37	34	2.93	.919

THRASHERS

POWER PLAY: 1-6 (16.7%)
PENALTY KILLING: 4-5 (80.0%)

GOALS BY PERIOD

1st	2nd	3rd	OT	TOTAL
0	1	4	1	6

SHOTS BY PERIOD

1st	2nd	3rd	OT	TOTAL
19	19	33	2	73

PREDATORS

POWER PLAY: 1-5 (20.0%)
PENALTY KILLING: 5-6 (83.3%)

GOALS BY PERIOD

1st	2nd	3rd	OT	TOTAL
5	1	2	0	8

SHOTS BY PERIOD

1st	2nd	3rd	OT	TOTAL
24	14	14	1	53

2010-11 THRASHERS OPPONENTS

NEW JERSEY DEVILS



NEW JERSEY DEVILS

2010-11 RECORD: 1-2-1

2010-11 RESULTS

AT ATLANTA (1-0-1)

DATE/OPP.	RESULT	GWG
Dec. 18 vs. NJ	W 7-1	Boulton
Mar. 11 vs. NJ	OTL 2-3	Zajac

AT NEW JERSEY (1-1-0)

DATE/OPP.	RESULT	GWG
Dec. 31 at NJ	L 1-3	Langenbrunner
Mar. 15 at NJ	L 2-4	Josefson

INDIVIDUAL STATISTICS

THRASHERS

PLAYER	GP	G	A	PTS	+/-	PIM	PP	SH
Chris Thorburn	4	2	2	4	4	9	0	0
Anthony Stewart	4	0	4	4	0	0	0	0
Eric Boulton	4	3	0	3	3	2	0	0
Evander Kane	4	1	2	3	2	2	0	0
Dustin Byfuglien	4	1	1	2	3	2	0	0
Ron Hainsey	4	1	1	2	3	2	0	0
Andrew Ladd	4	1	1	2	-2	0	0	0
Nik Antropov	3	1	1	2	3	2	1	0
Alexander Burmistrov	4	0	2	2	0	0	0	0
Tobias Enstrom	4	0	2	2	1	6	0	0
Tim Stapleton	4	1	0	1	0	0	0	0
Blake Wheeler	2	1	0	1	-1	0	0	0
Bryan Little	4	0	1	1	-1	2	0	0
Johnny Oduya	4	0	1	1	0	0	0	0
Radek Dvorak	2	0	1	1	0	0	0	0
Rich Peverley	2	0	1	1	-1	7	0	0
Jim Slater	2	0	1	1	4	0	0	0
Brent Sopel	2	0	1	1	3	0	0	0
Zach Bogosian	3	0	0	0	0	0	0	0
Rob Schremp	2	0	0	0	0	0	0	0
Mark Stuart	2	0	0	0	-1	0	0	0
Niclas Bergfors	1	0	0	0	0	0	0	0
Patrice Cormier	1	0	0	0	0	0	0	0
Freddy Meyer	1	0	0	0	-1	0	0	0
Freddy Modin	1	0	0	0	0	0	0	0

GOALIE	GP	MINS	W-L-T	GA	SA	SV	GAA	SV%
Ondrej Pavelec	3	183	1-1-1	7	80	73	2.29	.912
Chris Mason	1	58	0-1-0	3	28	25	3.09	.893

DEVILS

PLAYER	GP	G	A	PTS	+/-	PIM	PP	SH
Ilya Kovalchuk	4	4	1	5	-3	0	2	0
Travis Zajac	4	3	1	4	-1	5	2	0
Patrik Elias	4	1	3	4	2	0	0	0
Mark Fayne	4	1	2	3	0	7	0	0
Brian Rolston	3	0	2	2	-1	4	0	0
Jason Arnott	2	0	2	2	-1	0	0	0
Jacob Josefson	2	1	0	1	0	0	0	0
Jamie Langenbrunner	2	1	0	1	1	0	0	0
Henrik Tallinder	4	0	1	1	0	2	0	0
Mattias Tedenby	4	0	1	1	-3	0	0	0
Dainius Zubrus	4	0	1	1	-1	0	0	0
Colin White	3	0	1	1	1	0	0	0
Nick Palmieri	2	0	1	1	-2	0	0	0
David Clarkson	4	0	0	0	-1	4	0	0
Andy Greene	4	0	0	0	-3	2	0	0
Anssi Salmela	4	0	0	0	-3	0	0	0
Anton Volchenkov	4	0	0	0	-2	2	0	0
Adam Mair	3	0	0	0	-1	4	0	0
Rod Pelley	3	0	0	0	-1	0	0	0
Vladimir Zharkov	3	0	0	0	1	0	0	0
Tim Sestito	2	0	0	0	-1	0	0	0
David Steckel	2	0	0	0	0	0	0	0
Matthew Corrente	1	0	0	0	-1	0	0	0

GOALIE	GP	MINS	W-L-T	GA	SA	SV	GAA	SV%
Martin Brodeur	3	152	2-1-0	8	61	53	3.16	.869
Johan Hedberg	2	92	1-0-0	4	36	32	2.60	.889

TEAM STATISTICS

THRASHERS

POWER PLAY:	1-9	(11.1%)
PENALTY KILLING:	9-13	(69.2%)

GOALS BY PERIOD

1st	2nd	3rd	OT	TOTAL
5	2	5	0	12

SHOTS BY PERIOD

1st	2nd	3rd	OT	TOTAL
32	27	34	4	97

DEVILS

POWER PLAY:	4-13	(30.8%)
PENALTY KILLING:	8-9	(88.9%)

GOALS BY PERIOD

1st	2nd	3rd	OT	TOTAL
2	4	4	1	11

SHOTS BY PERIOD

1st	2nd	3rd	OT	TOTAL
34	39	35	1	109



NEW YORK ISLANDERS

2010-11 RECORD: 3-1-0

2010-11 RESULTS

AT ATLANTA (1-1-0)

DATE/OPP.	RESULT	GWG
Nov. 21 vs. NYI	W 2-1	Byfluglien
Feb. 1 vs. NYI	L 1-4	Okposo

AT NY ISLANDERS (2-0-0)

DATE/OPP.	RESULT	GWG
Dec. 11 at NYI	W 5-4	Burmistrov
Mar. 24 at NYI	W 2-1	Schremp

INDIVIDUAL STATISTICS

THRASHERS

PLAYER	GP	G	A	PTS	+/-	PIM	PP	SH
Nik Antropov	4	1	2	3	-2	6	1	0
Dustin Byfluglien	4	1	2	3	0	4	0	0
Andrew Ladd	4	1	2	3	1	0	0	0
Johnny Oduya	4	2	0	2	2	0	0	0
Alexander Burmistrov	4	1	1	2	-1	5	0	0
Bryan Little	4	1	1	2	2	2	0	1
Brent Sopel	3	0	2	2	2	0	0	0
Blake Wheeler	1	0	2	2	1	0	0	0
Anthony Stewart	4	1	0	1	0	6	0	0
Freddy Meyer	1	1	0	1	0	0	0	0
Rob Schremp	1	1	0	1	0	0	1	0
Chris Thorburn	4	0	1	1	-1	0	0	0
Tobias Enstrom	3	0	1	1	-1	4	0	0
Rich Peverley	3	0	1	1	-1	4	0	0
Jim Slater	2	0	1	1	0	0	0	0
Zach Bogosian	4	0	0	0	-2	2	0	0
Ron Hainsey	4	0	0	0	-1	2	0	0
Evander Kane	4	0	0	0	1	0	0	0
Tim Stapleton	3	0	0	0	0	0	0	0
Niclas Bergfors	2	0	0	0	0	2	0	0
Eric Boulton	2	0	0	0	0	0	0	0
Freddy Modin	2	0	0	0	-1	0	0	0
Patrice Cormier	1	0	0	0	0	0	0	0
Radek Dvorak	1	0	0	0	0	0	0	0
Ben Eager	1	0	0	0	0	0	0	0
Ben Maxwell	1	0	0	0	0	0	0	0
Mark Stuart	1	0	0	0	0	5	0	0

GOALIE	GP	MINS	W-L-OT	GA	SA	SV	GAA	SV%
Chris Mason	2	120	2-0-0	5	44	39	2.50	.886
Ondrej Pavelec	2	121	1-1-0	5	62	57	2.48	.919

ISLANDERS

PLAYER	GP	G	A	PTS	+/-	PIM	PP	SH
Kyle Okposo	2	2	1	3	2	2	2	0
Blake Comeau	4	1	2	3	0	0	0	1
PA Parenteau	4	1	2	3	-2	2	1	0
John Taveres	4	1	2	3	-1	9	0	0
Rob Schremp	3	1	2	3	1	0	0	0
Michael Grabner	4	1	1	2	3	0	0	0
Matt Moulson	4	1	1	2	-2	4	0	0
Travis Hamonic	3	1	1	2	-1	2	0	0
Matt Martin	4	1	0	1	1	0	0	0
Frans Nielsen	4	0	1	1	1	2	0	0
Andrew MacDonald	3	0	1	1	-1	0	0	0
Radek Martinek	3	0	1	1	3	2	0	0
Bruno Gervais	4	0	0	0	0	0	0	0
Zenon Konopka	4	0	0	0	0	4	0	0
Josh Bailey	3	0	0	0	-1	0	0	0
Jack Hillen	3	0	0	0	1	0	0	0
Jesse Joensuu	3	0	0	0	-1	2	0	0
Mark Eaton	2	0	0	0	0	0	0	0
Dylan Reese	2	0	0	0	-1	2	0	0
James Wisniewski	2	0	0	0	-1	0	0	0
Jeremy Colliton	1	0	0	0	-1	0	0	0
Trevor Gillies	1	0	0	0	0	0	0	0
Michael Haley	1	0	0	0	0	5	0	0
Trent Hunter	1	0	0	0	0	0	0	0
Milan Jurcina	1	0	0	0	0	2	0	0
Mike Mottau	1	0	0	0	0	0	0	0
Jon Sim	1	0	0	0	0	0	0	0

GOALIE	GP	MINS	W-L-OT	GA	SA	SV	GAA	SV%
Kevin Poulin	1	60	1-0-0	1	26	25	1.00	.962
Al Montoya	1	59	0-1-0	2	34	32	2.03	.941
Rick DiPietro	2	119	0-1-1	7	70	63	3.52	.900

TEAM STATISTICS

THRASHERS

POWER PLAY: 2-13 (15.4%)
PENALTY KILLING: 13-15 (86.7%)

GOALS BY PERIOD

1st	2nd	3rd	OT	TOTAL
2	2	5	1	10

SHOTS BY PERIOD

1st	2nd	3rd	OT	TOTAL
44	52	33	1	130

ISLANDERS

POWER PLAY: 2-15 (13.3%)
PENALTY KILLING: 11-13 (84.6%)

GOALS BY PERIOD

1st	2nd	3rd	OT	TOTAL
1	6	3	0	10

SHOTS BY PERIOD

1st	2nd	3rd	OT	TOTAL
28	42	36	0	106

2010-11 THRASHERS OPPONENTS

NEW YORK RANGERS



NEW YORK RANGERS

2010-11 RECORD: 3-0-1

2010-11 RESULTS

AT ATLANTA (1-0-1)

DATE/OPP.	RESULT	GWG
Jan. 22 vs. NYR	SOL 2-3	Zuccarello
Feb. 11 vs. NYR	W 3-2	Kane

AT NY RANGERS (2-0-0)

DATE/OPP.	RESULT	GWG
Oct. 27 at NYR	W 6-4	Byfuglien
Apr. 11 at NYR	W 3-0	Schremp

INDIVIDUAL STATISTICS

THRASHERS

PLAYER	GP	G	A	PTS	+/-	PIM	PP	SH
Anthony Stewart	4	2	4	6	7	2	0	0
Evander Kane	3	3	1	4	1	0	1	0
Andrew Ladd	4	2	2	4	4	7	0	0
Bryan Little	4	1	2	3	3	2	0	0
Tobias Enstrom	3	0	3	3	2	0	0	0
Eric Boulton	4	2	0	2	1	7	0	0
Dustin Byfuglien	4	1	1	2	3	4	1	0
Niclas Bergfors	3	1	1	2	1	0	0	0
Rob Schremp	1	1	1	2	2	0	0	0
Alexander Burmistrov	4	0	2	2	-2	0	0	0
Ron Hainsey	4	0	2	2	0	0	0	0
Nik Antropov	4	1	0	1	1	4	0	0
Johnny Oduya	4	0	1	1	2	0	0	0
Rich Peverley	3	0	1	1	0	0	0	0
Tim Stapleton	3	0	1	1	1	0	0	0
Blake Wheeler	1	0	1	1	1	0	0	0
Andrey Zubarev	1	0	1	1	1	2	0	0
Chris Thorburn	4	0	0	0	-3	2	0	0
Brent Sopel	3	0	0	0	3	2	0	0
Zach Bogosian	2	0	0	0	1	0	0	0
Patrice Cormier	2	0	0	0	0	0	0	0
Nigel Dawes	1	0	0	0	1	0	0	0
Ben Eager	1	0	0	0	-2	0	0	0
Ben Maxwell	1	0	0	0	0	0	0	0
Freddy Meyer	1	0	0	0	-1	0	0	0
Freddy Modin	1	0	0	0	-1	0	0	0
Mark Stuart	1	0	0	0	0	0	0	0
Noah Welch	1	0	0	0	-1	0	0	0

GOALIE	GP	MINS	W-L-T	GA	SA	SV	GAA	SV%
Ondrej Pavelec	3	184	2-0-1	4	59	85	1.30	.955
Chris Mason	1	60	1-0-0	4	28	24	4.00	.857

RANGERS

PLAYER	GP	G	A	PTS	+/-	PIM	PP	SH
Brian Boyle	4	2	0	2	-1	0	0	0
Sean Avery	4	1	1	2	-2	2	0	0
Brandon Dubinsky	3	1	1	2	0	2	0	0
Ryan Callahan	2	1	1	2	0	0	0	0
Dan Girardi	4	0	2	2	-1	7	0	0
Marian Gaborik	3	0	2	2	-2	0	0	0
Ruslan Fedotenko	2	0	2	2	0	0	0	0
Marc Staal	4	1	0	1	-3	6	1	0
Wojtek Wolski	3	1	0	1	0	0	0	0
Todd White	1	1	0	1	1	0	0	0
Artem Anisimov	4	0	1	1	0	2	0	0
Derek Stepan	4	0	1	1	-2	2	0	0
Ryan McDonagh	3	0	1	1	-1	0	0	0
Michael Sauer	3	0	1	1	2	0	0	0
Vinny Prospal	2	0	1	1	-3	2	0	0
Kris Newbury	1	0	1	1	0	0	0	0
Matt Gilroy	4	0	0	0	-2	2	0	0
Brandon Prust	4	0	0	0	-3	5	0	0
Erik Christensen	2	0	0	0	-2	0	0	0
Steve Eminger	3	0	0	0	-3	0	0	0
Michael Del Zotto	2	0	0	0	-1	4	0	0
Mats Zuccarello	2	0	0	0	1	0	0	0
Derek Boogaard	1	0	0	0	0	0	0	0
Chris Drury	1	0	0	0	-1	0	0	0
Brodie Dupont	1	0	0	0	0	0	0	0
Alex Frolov	1	0	0	0	-1	0	0	0
Chad Kolarik	1	0	0	0	0	2	0	0
Bryan McCabe	1	0	0	0	-1	0	0	0
Michal Rozsival	1	0	0	0	-1	2	0	0

GOALIE	GP	MINS	W-L-T	GA	SA	SV	GAA	SV%
Henrik Lundqvist	3	183	1-2-0	8	83	75	2.62	.904
Martin Biron	2	59	0-1-0	5	25	20	5.08	.800

TEAM STATISTICS

THRASHERS

POWER PLAY:	2-13	(15.4%)
PENALTY KILLING:	9-10	(90.0%)

GOALS BY PERIOD

1st	2nd	3rd	OT	TOTAL
3	5	6	0	14

SHOTS BY PERIOD

1st	2nd	3rd	OT	TOTAL
43	39	27	0	109

RANGERS

POWER PLAY:	1-10	(10.0%)
PENALTY KILLING:	11-13	(84.6%)

GOALS BY PERIOD

1st	2nd	3rd	OT	TOTAL
1	3	4	0	8

SHOTS BY PERIOD

1st	2nd	3rd	OT	TOTAL
44	36	35	2	117



OTTAWA SENATORS

2010-11 RECORD: 2-2-0

2010-11 RESULTS

AT ATLANTA (1-1-0)

DATE/OPP.	RESULT	GWG
Mar. 3 vs. OTT	L 1-3	Butler
Mar. 27 vs. OTT	SOW 5-4	Ladd

AT OTTAWA (1-1-0)

DATE/OPP.	RESULT	GWG
Nov. 9 at OTT	L 2-5	Neil
Dec. 13 at OTT	OTW 4-3	Little

INDIVIDUAL STATISTICS

THRASHERS

PLAYER	GP	G	A	PTS	+/-	PIM	PP	SH
Dustin Byfuglien	4	2	3	5	1	0	0	0
Bryan Little	3	3	0	3	3	0	0	0
Andrew Ladd	4	1	2	3	1	2	1	0
Ben Maxwell	2	1	1	2	1	0	0	0
Blake Wheeler	2	1	1	2	1	0	0	0
Nik Antropov	4	0	2	2	0	0	0	0
Tobias Enstrom	4	0	2	2	-1	0	0	0
Chris Thorburn	4	0	2	2	-1	5	0	0
Anthony Stewart	3	1	0	1	-4	0	1	0
Jim Slater	2	1	0	1	1	0	0	0
Mark Stuart	2	1	0	1	0	0	0	0
Zach Bogosian	4	0	1	1	-3	0	0	0
Eric Boulton	4	0	1	1	0	9	0	0
Ron Hainsey	4	0	1	1	-3	0	0	0
Evander Kane	4	0	1	1	-5	0	0	0
Rich Peverley	2	0	1	1	0	2	0	0
Niclas Bergfors	1	0	1	1	-1	0	0	0
Johnny Oduya	4	0	0	0	1	0	0	0
Alexander Burmistrov	3	0	0	0	-4	0	0	0
Tim Stapleton	3	0	0	0	1	0	0	0
Radek Dvorak	2	0	0	0	-1	2	0	0
Freddy Modin	2	0	0	0	-1	0	0	0
Rob Schremp	2	0	0	0	-1	0	0	0
Brent Sopel	2	0	0	0	-1	0	0	0
Ben Eager	1	0	0	0	0	2	0	0

GOALIE	GP	MINS	W-L-T	GA	SA	SV	GAA	SV%
Ondrej Pavelec	2	92	1-0-0	4	41	37	2.61	.902
Chris Mason	3	152	1-2-0	11	73	62	4.34	.849

SENATORS

PLAYER	GP	G	A	PTS	+/-	PIM	PP	SH
Jason Spezza	4	3	2	5	0	0	1	0
Erik Karlsson	4	0	4	4	3	2	0	0
Chris Neil	4	3	0	3	3	0	0	0
Marek Svatos	2	2	0	2	1	0	0	0
Nick Foligno	4	1	1	2	4	0	0	0
Jesse Winchester	4	1	1	2	1	0	0	0
Sergei Gonchar	3	1	1	2	2	0	1	0
Daniel Alfordsson	2	1	1	2	1	0	0	0
Chris Phillips	4	0	2	2	2	0	0	0
Ryan Shannon	4	0	2	2	0	4	0	0
Chris Kelly	2	0	2	2	-1	0	0	0
Brian Lee	2	0	2	2	0	4	0	0
Bobby Butler	2	1	0	1	0	0	0	0
Erik Condra	2	1	0	1	-2	0	0	0
Colin Greening	2	1	0	1	-1	0	0	0
Filip Kuba	3	0	1	1	0	0	0	0
Chris Campoli	2	0	1	1	-2	2	0	0
David Hale	2	0	1	1	3	0	0	0
Jarkko Ruutu	2	0	1	1	1	0	0	0
Derek Smith	1	0	1	1	1	0	0	0
Patrick Wiercioch	1	0	1	1	1	4	0	0
Milan Michalek	3	0	0	0	-1	2	0	0
Matt Carkner	2	0	0	0	-3	7	0	0
Mike Fisher	2	0	0	0	1	0	0	0
Alex Kovalev	2	0	0	0	0	0	0	0
Francis Lessard	2	0	0	0	1	2	0	0
Peter Regin	2	0	0	0	0	0	0	0
Zack Smith	2	0	0	0	2	5	0	0
Ryan Potulny	1	0	0	0	0	0	0	0

GOALIE	GP	MINS	W-L-T	GA	SA	SV	GAA	SV%
Craig Anderson	2	125	1-0-1	5	90	85	2.40	.944
Brian Elliot	2	121	1-0-1	6	61	55	2.97	.902

TEAM STATISTICS

THRASHERS

POWER PLAY: 2-10 (20.0%)
 PENALTY KILLING: 4-6 (66.7%)

GOALS BY PERIOD

1st	2nd	3rd	OT	TOTAL
4	3	3	1	11

SHOTS BY PERIOD

1st	2nd	3rd	OT	TOTAL
47	52	47	5	151

SENATORS

POWER PLAY: 2-6 (33.3%)
 PENALTY KILLING: 8-10 (80.0%)

GOALS BY PERIOD

1st	2nd	3rd	OT	TOTAL
4	4	7	0	15

SHOTS BY PERIOD

1st	2nd	3rd	OT	TOTAL
39	36	37	2	114

2010-11 THRASHERS OPPONENTS PHILADELPHIA FLYERS



PHILADELPHIA FLYERS

2010-11 RECORD: 3-1-0

2010-11 RESULTS

AT ATLANTA (1-1-0)

DATE/OPP.	RESULT	GWG
Jan. 14 vs. PHI	L 2-5	Briere
Mar. 17 vs. PHI	SOW 4-3	Schremp

AT PHILADELPHIA (2-0-0)

DATE/OPP.	RESULT	GWG
Mar. 12 at PHI	OTW 5-4	Hainsey
Mar. 31 at PHI	W 1-0	Antropov

INDIVIDUAL STATISTICS

THRASHERS

PLAYER	GP	G	A	PTS	+/-	PIM	PP	SH
Ron Hainsey	4	1	3	4	3	6	0	0
Evander Kane	4	1	3	4	1	2	0	0
Nik Antropov	4	2	1	3	0	2	0	0
Andrew Ladd	4	2	1	3	-2	0	0	0
Tobias Enstrom	4	1	1	2	-2	6	1	0
Bryan Little	4	1	1	2	-3	0	0	0
Anthony Stewart	4	0	2	2	-1	2	0	0
Blake Wheeler	3	0	2	2	1	0	0	0
Niclas Bergfors	1	0	2	2	-1	0	0	0
Zach Bogosian	4	1	0	1	-1	0	0	0
Tim Stapleton	3	1	0	1	1	2	0	0
Rich Peverley	1	1	0	1	-1	0	1	0
Chris Thorburn	4	0	1	1	0	2	0	0
Eric Boulton	4	0	0	0	0	0	0	0
Alexander Burmistrov	4	0	0	0	-1	0	0	0
Dustin Byfuglien	4	0	0	0	-2	4	0	0
Johnny Oduya	4	0	0	0	-1	0	0	0
Rob Schremp	3	0	0	0	1	0	0	0
Mark Stuart	3	0	0	0	1	7	0	0
Radek Dvorak	2	0	0	0	2	0	0	0
Patrice Cormier	1	0	0	0	-1	0	0	0
Spencer Machacek	1	0	0	0	-1	0	0	0
Ben Maxwell	1	0	0	0	0	0	0	0
Brent Sopel	1	0	0	0	0	0	0	0

FLYERS

PLAYER	GP	G	A	PTS	+/-	PIM	PP	SH
Danny Briere	4	3	2	5	3	6	0	0
Ville Leino	4	3	2	5	1	2	2	0
Claude Giroux	4	2	2	4	3	0	0	0
Kimmo Timonen	4	2	2	4	3	0	0	0
Jeff Carter	4	1	2	3	3	0	0	0
Scott Hartnell	4	0	3	3	2	2	0	0
Mike Richards	4	0	3	3	-2	0	0	0
Matt Carle	4	0	2	2	2	0	0	0
Jody Shelley	3	1	0	1	0	0	0	0
James van Riemsdyk	4	0	1	1	1	0	0	0
Blair Betts	4	0	0	0	0	0	0	0
Braydon Coburn	4	0	0	0	1	0	0	0
Andrej Meszaros	4	0	0	0	0	6	0	0
Sean O'Donnell	4	0	0	0	-1	4	0	0
Darroll Powe	4	0	0	0	-1	4	0	0
Daniel Carcillo	3	0	0	0	-2	7	0	0
Kris Versteeg	3	0	0	0	-3	4	0	0
Nick Boynton	2	0	0	0	0	2	0	0
Andreas Nodl	2	0	0	0	0	0	0	0
Erik Gustafsson	1	0	0	0	-1	0	0	0
Matt Walker	1	0	0	0	1	0	0	0
Nikolay Zherdev	1	0	0	0	0	0	0	0

GOALIE	GP	MINS	W-L-T	GA	SA	SV	GAA	SV%
Chris Mason	2	81	2-0-0	1	55	54	.74	.982
Ondrej Pavelec	3	164	1-1-0	10	71	61	3.65	.859

GOALIE	GP	MINS	W-L-T	GA	SA	SV	GAA	SV%
Sergei Bobrovsky	3	180	1-1-1	8	92	84	2.66	.913
Brian Boucher	1	65	0-0-1	3	25	22	2.78	.880

TEAM STATISTICS

THRASHERS

POWER PLAY:	2-15	(13.3%)
PENALTY KILLING:	10-12	(83.3%)

GOALS BY PERIOD

1st	2nd	3rd	OT	TOTAL
1	4	5	1	11

SHOTS BY PERIOD

1st	2nd	3rd	OT	TOTAL
35	43	35	4	117

FLYERS

POWER PLAY:	2-12	(16.7%)
PENALTY KILLING:	13-15	(86.7%)

GOALS BY PERIOD

1st	2nd	3rd	OT	TOTAL
2	5	5	0	12

SHOTS BY PERIOD

1st	2nd	3rd	OT	TOTAL
29	44	53	1	127



PHOENIX COYOTES

2010-11 RECORD: 0-1-0

2010-11 RESULTS

AT ATLANTA (0-0-0)

DATE/OPP.	RESULT	GWG
No Games		

AT PHOENIX (0-1-0)

DATE/OPP.	RESULT	GWG
Feb. 17 at PHX	L 3-4	Hanzel

INDIVIDUAL STATISTICS

THRASHERS

PLAYER	GP	G	A	PTS	+/-	PIM	PP	SH
Rich Peverley	1	1	2	3	-1	0	0	0
Tobias Enstrom	1	0	2	2	0	0	0	0
Andrew Ladd	1	1	0	1	-2	0	1	0
Chris Thorburn	1	1	0	1	-1	0	1	0
Dustin Byfuglien	1	0	1	1	-1	2	0	0
Evander Kane	1	0	1	1	0	0	0	0
Nik Antropov	1	0	0	0	-2	0	0	0
Niclas Bergfors	1	0	0	0	-1	0	0	0
Zach Bogosian	1	0	0	0	-1	0	0	0
Eric Boulton	1	0	0	0	-1	0	0	0
Patrice Cormier	1	0	0	0	0	0	0	0
Ron Hainsey	1	0	0	0	-2	0	0	0
Bryan Little	1	0	0	0	-1	0	0	0
Spencer Machacek	1	0	0	0	0	0	0	0
Johnny Oduya	1	0	0	0	-1	0	0	0
Brent Sopel	1	0	0	0	-1	0	0	0
Tim Stapleton	1	0	0	0	0	0	0	0
Anthony Stewart	1	0	0	0	0	0	0	0
GOALIE	GP	MINS	W-L-T	GA	SA	SV	GAA	SV%
Ondrej Pavelec	1	58	0-1-0	4	32	28	4.10	.875

COYOTES

PLAYER	GP	G	A	PTS	+/-	PIM	PP	SH
Keith Yandle	1	0	3	3	3	0	0	0
Lauri Korpikoski	1	1	1	2	3	0	0	0
Eric Belanger	1	1	0	1	3	0	0	1
Shane Doan	1	1	0	1	2	2	0	0
Martin Hanzel	1	1	0	1	0	0	0	0
Derek Morris	1	0	1	1	2	0	0	0
Ray Whitney	1	0	1	1	0	0	0	0
Paul Bissonnette	1	0	0	0	0	0	0	0
Mikkel Boedker	1	0	0	0	0	2	0	0
Andrew Ebbet	1	0	0	0	0	0	0	0
Oliver Ekman-Larsson	1	0	0	0	0	0	0	0
Vernon Fiddler	1	0	0	0	0	0	0	0
Ed Jovanovski	1	0	0	0	0	0	0	0
Sami Lepisto	1	0	0	0	0	0	0	0
Michal Rozsival	1	0	0	0	1	0	0	0
Lee Stempniak	1	0	0	0	0	0	0	0
Scottie Upshall	1	0	0	0	0	0	0	0
Radim Vrba	1	0	0	0	0	2	0	0
GOALIE	GP	MINS	W-L-T	GA	SA	SV	GAA	SV%
Ilya Bryzgalov	1	60	1-0-0	3	36	33	3.00	.917

TEAM STATISTICS

THRASHERS

POWER PLAY: 2-4 (50.0%)
PENALTY KILLING: 1-1 (100.0%)

GOALS BY PERIOD

1st	2nd	3rd	OT	TOTAL
1	2	0	0	3

SHOTS BY PERIOD

1st	2nd	3rd	OT	TOTAL
15	10	11	0	36

COYOTES

POWER PLAY: 0-1 (0.0%)
PENALTY KILLING: 2-4 (50.0%)

GOALS BY PERIOD

1st	2nd	3rd	OT	TOTAL
2	2	0	0	4

SHOTS BY PERIOD

1st	2nd	3rd	OT	TOTAL
8	16	8	0	32

2010-11 THRASHERS OPPONENTS PITTSBURGH PENGUINS



PITTSBURGH PENGUINS

2010-11 RECORD: 0-4-0

2010-11 RESULTS

AT ATLANTA (0-2-0)

DATE/OPP.	RESULT	GWG
Nov. 13 vs. PIT	L 2-4	Malkin
Apr. 10 vs. PIT	L 2-5	Rupp

AT PITTSBURGH (0-2-0)

DATE/OPP.	RESULT	GWG
Dec. 2 at PIT	L 2-3	Crosby
Dec. 28 at PIT	L 3-6	Kunitz

INDIVIDUAL STATISTICS

THRASHERS

PLAYER	GP	G	A	PTS	+/-	PIM	PP	SH
Bryan Little	4	1	3	4	-4	2	1	0
Nik Antropov	3	1	2	3	-2	0	0	0
Alexander Burmistrov	4	0	3	3	-2	2	0	0
Evander Kane	3	1	1	2	-2	4	0	0
Niclas Bergfors	2	1	1	2	0	0	0	0
Anthony Stewart	4	0	2	2	-3	0	0	0
Dustin Byfuglien	4	1	0	1	-2	0	1	0
Andrew Ladd	4	1	0	1	-6	2	1	0
Eric Boulton	3	1	0	1	1	0	0	0
Brent Sopel	3	1	0	1	0	0	0	0
Tim Stapleton	1	1	0	1	-2	0	1	0
Ron Hainsey	4	0	1	1	-1	0	0	0
Johnny Oduya	4	0	1	1	-6	2	0	0
Chris Thorburn	4	0	1	1	0	10	0	0
Tobias Enstrom	3	0	1	1	-2	4	0	0
Jim Slater	2	0	1	1	0	0	0	0
Zach Bogosian	4	0	0	0	-6	0	0	0
Ben Eager	3	0	0	0	-3	4	0	0
Rich Peverley	3	0	0	0	-4	2	0	0
Freddy Modin	2	0	0	0	-1	2	0	0
Patrice Cormier	1	0	0	0	-1	0	0	0
Carl Klingberg	1	0	0	0	0	0	0	0
Ben Maxwell	1	0	0	0	-1	0	0	0
Freddy Meyer	1	0	0	0	-1	0	0	0
Mark Stuart	1	0	0	0	-1	0	0	0
Blake Wheeler	1	0	0	0	-1	2	0	0
Andrew Zubarev	2	0	0	0	-2	2	0	0

GOALIE	GP	MINS	W/L/OT	GA	SA	SV	GAA	SV%
Ondrej Pavelec	3	178	0-3-0	12	91	79	4.04	.868
Chris Mason	1	59	0-1-0	4	19	15	4.05	.789

PENGUINS

PLAYER	GP	G	A	PTS	+/-	PIM	PP	SH
Sidney Crosby	3	6	4	10	7	0	1	0
Evgeni Malkin	3	3	1	4	2	6	1	0
Pascal Dupuis	4	1	2	3	6	2	0	0
Matt Cooke	3	1	2	3	3	8	0	0
Kris Letang	4	0	3	3	4	4	0	0
Mark Letestu	4	2	0	2	2	0	0	0
Chris Kunitz	3	1	1	2	4	0	0	0
Arron Asham	4	0	2	2	9	0	0	0
Deryk Engelland	3	0	2	2	1	0	0	0
Ben Lovejoy	2	0	2	2	2	0	0	0
Matt Niskanen	1	0	2	2	1	2	0	0
Craig Adams	4	1	0	1	-1	0	0	1
Tyler Kennedy	4	1	0	1	0	0	1	0
Mike Rupp	4	1	0	1	-1	5	0	0
Mike Comrie	1	1	0	1	1	0	0	0
Chris Conner	4	0	1	1	2	0	0	0
Zbynek Michalek	4	0	1	1	6	0	0	0
Brooks Orpik	4	0	1	1	2	6	0	0
Maxime Talbot	4	0	1	1	0	4	0	0
Alex Goligoski	3	0	1	1	3	2	0	0
Paul Martin	3	0	1	1	1	2	0	0
Eric Godard	1	0	1	1	1	2	0	0
Alex Kovalev	1	0	1	1	1	0	0	0
Eric Tangradi	1	0	1	1	1	2	0	0

GOALIE	GP	MINS	W/L/OT	GA	SA	SV	GAA	SV%
Marc-Andre Fleury	3	180	3-0-0	7	89	82	2.34	.921
Brent Johnson	1	60	1-0-0	2	39	37	2.00	.949

TEAM STATISTICS

THRASHERS

POWER PLAY:	4-20	(20.0%)
PENALTY KILLING:	10-13	(76.9%)

GOALS BY PERIOD

1st	2nd	3rd	OT	TOTAL
5	1	3	0	9

SHOTS BY PERIOD

1st	2nd	3rd	OT	TOTAL
47	32	49	0	128

PENGUINS

POWER PLAY:	3-13	(23.1%)
PENALTY KILLING:	16-20	(80.0%)

GOALS BY PERIOD

1st	2nd	3rd	OT	TOTAL
3	8	7	0	18

SHOTS BY PERIOD

1st	2nd	3rd	OT	TOTAL
41	40	31	0	112



ST. LOUIS BLUES

2010-11 RECORD: 0-1-1

2010-11 RESULTS

AT ATLANTA (0-1-0)

DATE/OPP.	RESULT	GWG
Dec. 21 vs. STL	L 2-4	Pietrangelo

AT ST. LOUIS (0-0-1)

DATE/OPP.	RESULT	GWG
Oct. 30 at STL	SOL 3-4	Oshie

INDIVIDUAL STATISTICS

THRASHERS

PLAYER	GP	G	A	PTS	+/-	PIM	PP	SH
Nik Antropov	2	1	2	3	-2	4	1	0
Dustin Byfuglien	2	1	1	2	-1	2	0	0
Rich Peverely	2	1	1	2	0	0	1	0
Evander Kane	2	0	2	2	1	0	0	0
Andrew Ladd	2	0	2	2	-2	0	0	0
Niclas Bergfors	1	1	0	1	0	0	0	0
Bryan Little	1	1	0	1	0	2	0	0
Tobias Enstrom	2	0	1	1	-1	0	0	0
Anthony Stewart	2	0	1	1	1	0	0	0
Zach Bogosian	2	0	0	0	-1	4	0	0
Eric Boulton	2	0	0	0	-2	0	0	0
Alexander Burmistrov	2	0	0	0	-2	0	0	0
Ron Hainsey	2	0	0	0	-2	0	0	0
Freddy Modin	2	0	0	0	-1	0	0	0
Johnny Oduya	2	0	0	0	-1	0	0	0
Jim Slater	2	0	0	0	-1	0	0	0
Brent Sopel	2	0	0	0	-2	2	0	0
Chris Thorburn	2	0	0	0	-4	0	0	0
Ben Eager	1	0	0	0	0	0	0	0
Tim Stapleton	1	0	0	0	-1	0	0	0

BLUES

PLAYER	GP	G	A	PTS	+/-	PIM	PP	SH
Jay McClement	2	3	0	3	4	0	0	0
Alex Pietrangelo	2	1	2	3	4	2	0	0
Alexander Steen	2	1	2	3	3	0	0	0
Vladimir Sobotka	2	1	1	2	1	0	0	1
Matt D'Agostini	2	0	2	2	4	0	0	0
Brad Boyes	2	1	0	1	1	0	0	0
Barret Jackman	2	0	1	1	1	4	0	0
Nathan Dyrstick	1	0	1	1	2	0	0	0
Chris Porter	1	0	1	1	2	0	0	0
David Backes	2	0	0	0	-1	8	0	0
Patrik Berglund	2	0	0	0	0	2	0	0
Eric Brewer	2	0	0	0	0	2	0	0
B.J. Crombeen	2	0	0	0	-2	2	0	0
Erik Johnson	2	0	0	0	1	0	0	0
Brad Winchester	2	0	0	0	-1	0	0	0
Carlo Colaiacovo	1	0	0	0	1	0	0	0
Adam Cracknell	1	0	0	0	0	0	0	0
Cam Janssen	1	0	0	0	0	0	0	0
Andy McDonald	1	0	0	0	0	0	0	0
T.J. Oshie	1	0	0	0	0	0	0	0
David Perron	1	0	0	0	0	0	0	0
Roman Polak	1	0	0	0	-1	0	0	0
Tyson Strachan	1	0	0	0	0	0	0	0

GOALIE	GP	MINS	W-L-T	GA	SA	SV	GAA	SV%
Ondrej Pavelec	1	65	0-0-1	3	35	32	2.78	.914
Chris Mason	1	59	0-1-0	3	26	23	3.06	.885

GOALIE	GP	MINS	W-L-T	GA	SA	SV	GAA	SV%
Ty Conklin	1	60	1-0-0	2	39	37	2.01	.949
Jaroslav Halak	1	65	1-0-0	3	28	25	2.77	.893

TEAM STATISTICS

THRASHERS

POWER PLAY: 2-11 (18.2%)
PENALTY KILLING: 7-7 (100.0%)

GOALS BY PERIOD

1st	2nd	3rd	OT	TOTAL
4	0	1	0	5

SHOTS BY PERIOD

1st	2nd	3rd	OT	TOTAL
21	18	24	4	67

BLUES

POWER PLAY: 0-7 (0.0%)
PENALTY KILLING: 9-11 (81.8%)

GOALS BY PERIOD

1st	2nd	3rd	OT	TOTAL
2	1	4	0	7

SHOTS BY PERIOD

1st	2nd	3rd	OT	TOTAL
20	15	23	4	62

2010-11 THRASHERS OPPONENTS

SAN JOSE SHARKS



SAN JOSE SHARKS

2010-11 RECORD: 1-0-0

2010-11 RESULTS

AT ATLANTA (0-0-0)

DATE/OPP.	RESULT	GWG
No Games		

AT SAN JOSE (1-0-0)

DATE/OPP.	RESULT	GWG
Oct. 16 at SJ	W 4-2	Byfuglien

INDIVIDUAL STATISTICS

THRASHERS

PLAYER	GP	G	A	PTS	+/-	PIM	PP	SH
Andrew Ladd	1	1	1	2	1	0	0	1
Bryan Little	1	0	2	2	1	0	0	0
Dustin Byfuglien	1	1	0	1	-1	0	1	0
Evander Kane	1	1	0	1	1	0	0	0
Anthony Stewart	1	1	0	1	1	0	0	0
Tobias Enstrom	1	0	1	1	-1	0	0	0
Johnny Oduya	1	0	1	1	2	2	0	0
Rich Peverley	1	0	1	1	2	0	0	0
Chris Thorburn	1	0	1	1	0	0	0	0
Nik Antropov	1	0	0	0	0	0	0	0
Niclas Bergfors	1	0	0	0	0	0	0	0
Alexander Burmistrov	1	0	0	0	2	0	0	0
Nigel Dawes	1	0	0	0	0	0	0	0
Ben Eager	1	0	0	0	0	5	0	0
Ron Hainsey	1	0	0	0	1	0	0	0
Freddy Meyer	1	0	0	0	0	2	0	0
Jim Slater	1	0	0	0	1	0	0	0
Brent Sopel	1	0	0	0	3	0	0	0
GOALIE	GP	MINS	W-L-T	GA	SA	SV	GAA	SV%
Chris Mason	1	60	1-0-0	2	39	37	2.00	.949

SHARKS

PLAYER	GP	G	A	PTS	+/-	PIM	PP	SH
Ryane Clowe	1	1	0	1	1	0	0	0
Dany Heatley	1	1	0	1	-1	2	1	0
Dan Boyle	1	0	1	1	-2	0	0	0
Patrick Marleau	1	0	1	1	-2	2	0	0
Torrey Mitchell	1	0	1	1	1	0	0	0
Joe Thornton	1	0	1	1	-2	0	0	0
Logan Couture	1	0	0	0	0	2	0	0
Jason Demers	1	0	0	0	0	0	0	0
Kent Huskins	1	0	0	0	0	0	0	0
John McCarthy	1	0	0	0	-1	0	0	0
Jamie McGinn	1	0	0	0	0	0	0	0
Frazer McLaren	1	0	0	0	-1	5	0	0
Douglas Murray	1	0	0	0	1	0	0	0
Scott Nichol	1	0	0	0	-1	0	0	0
Joe Pavelski	1	0	0	0	-1	0	0	0
Devin Setoguchi	1	0	0	0	-1	2	0	0
Marc-Edouard Vlasic	1	0	0	0	-2	0	0	0
Niclas Wallin	1	0	0	0	0	0	0	0
GOALIE	GP	MINS	W-L-T	GA	SA	SV	GAA	SV%
Antti Niemi	1	58	0-1-0	4	28	24	4.14	.857

TEAM STATISTICS

THRASHERS

POWER PLAY: 1-3	(33.3%)
PENALTY KILLING: 3-4	(75.0%)

GOALS BY PERIOD

1st	2nd	3rd	OT	TOTAL
0	2	2	0	4

SHOTS BY PERIOD

1st	2nd	3rd	OT	TOTAL
4	9	15	0	28

SHARKS

POWER PLAY: 1-4	(25.0%)
PENALTY KILLING: 2-3	(66.7%)

GOALS BY PERIOD

1st	2nd	3rd	OT	TOTAL
2	0	0	0	2

SHOTS BY PERIOD

1st	2nd	3rd	OT	TOTAL
12	18	9	0	39



TAMPA BAY LIGHTNING

2010-11 RECORD: 0-3-3

2010-11 RESULTS

AT ATLANTA (0-1-2)

DATE/OPP.	RESULT	GWG
Oct. 22 vs. TB	L 2-5	Stamkos
Dec. 26 vs. TB	OTL 2-3	LeCavalier
Jan. 11 vs. TB	SOL 2-3	Moore

AT TAMPA BAY (0-2-1)

DATE/OPP.	RESULT	GWG
Oct. 9 at TB	L 3-5	Stamkos
Dec. 15 at TB	SOL 1-2	Hedman
Jan. 23 at TB	L 1-7	Tyrell

INDIVIDUAL STATISTICS

THRASHERS

PLAYER	GP	G	A	PTS	+/-	PIM	PP	SH
Niclas Bergfors	4	1	2	3	-3	0	0	0
Ben Eager	3	1	2	3	1	16	0	0
Rich Peverley	6	2	0	2	-4	4	0	1
Dustin Byfuglien	6	1	1	2	-7	6	1	0
Anthony Stewart	6	1	1	2	-2	0	1	0
Jim Slater	3	1	1	2	1	2	0	0
Brent Sopel	6	0	2	2	-2	4	0	0
Andrew Ladd	5	0	2	2	-2	0	0	0
Chris Thorburn	6	1	0	1	0	4	0	0
Tobias Enstrom	5	1	0	1	-3	8	1	0
Freddy Modin	5	1	0	1	-4	4	0	0
Zach Bogosian	4	1	0	1	-1	2	0	0
Ron Hainsey	6	0	1	1	1	2	0	0
Bryan Little	6	0	1	1	-4	0	0	0
Nik Antropov	5	0	1	1	-4	0	0	0
Nigel Dawes	3	0	1	1	-3	0	0	0
Freddy Meyer	3	0	1	1	-3	0	0	0
Alexander Burmistrov	6	0	0	0	-1	4	0	0
Johnny Oduya	6	0	0	0	-3	2	0	0
Eric Boulton	5	0	0	0	0	2	0	0
Evander Kane	4	0	0	0	-1	0	0	0
Tim Stapleton	3	0	0	0	-2	2	0	0
Patrice Cormier	2	0	0	0	-1	2	0	0

LIGHTNING

PLAYER	GP	G	A	PTS	+/-	PIM	PP	SH
Steven Stamkos	6	9	3	12	4	0	1	0
Vincent LeCavalier	6	4	3	7	4	4	2	0
Martin St. Louis	6	1	6	7	4	4	0	0
Sean Bergenheim	6	1	3	4	2	4	0	0
Pavel Kubina	6	1	3	4	2	6	0	0
Steve Downie	4	1	3	4	4	16	1	0
Teddy Purcell	6	0	4	4	1	4	0	0
Simon Gagne	5	2	1	3	0	0	1	0
Brett Clark	6	1	1	2	1	2	1	0
Dominic Moore	6	1	1	2	3	8	0	0
Victor Hedman	6	0	2	2	2	8	0	0
Randy Jones	6	0	2	2	5	0	0	0
Ryan Malone	5	0	2	2	1	4	0	0
Nate Thompson	6	1	0	1	1	0	0	1
Dana Tyrell	6	1	0	1	0	2	0	0
Adam Hall	6	0	1	1	1	0	0	0
Mike Lundin	6	0	1	1	5	0	0	0
Mattias Ohlund	4	0	0	0	4	4	0	0
Mattias Ritola	3	0	0	0	0	0	0	0
Matt Smaby	2	0	0	0	0	2	0	0
Michael Vernace	1	0	0	0	0	0	0	0

GOALIE	GP	MINS	W-L-T	GA	SA	SV	GAA	SV%
Ondrej Pavelec	4	217	0-1-3	9	115	106	2.49	.922
Peter Mannino	2	73	0-0-0	5	36	31	4.12	.861
Chris Mason	2	78	0-2-0	8	52	44	6.12	.846

GOALIE	GP	MINS	W-L-T	GA	SA	SV	GAA	SV%
Mike Smith	3	185	3-0-0	6	88	82	1.95	.932
Dwayne Roloson	2	125	2-0-0	3	51	48	1.44	.941
Dan Ellis	1	61	1-0-0	2	28	26	1.96	.929

TEAM STATISTICS

THRASHERS

POWER PLAY:	3-25	(12.0%)
PENALTY KILLING:	17-23	(73.9%)

GOALS BY PERIOD

1st	2nd	3rd	OT	TOTAL
2	5	4	0	11

SHOTS BY PERIOD

1st	2nd	3rd	OT	TOTAL
65	57	37	8	167

LIGHTNING

POWER PLAY:	6-23	(26.1%)
PENALTY KILLING:	22-25	(88.0%)

GOALS BY PERIOD

1st	2nd	3rd	OT	TOTAL
7	10	5	1	23

SHOTS BY PERIOD

1st	2nd	3rd	OT	TOTAL
85	68	48	3	204

2010-11 THRASHERS OPPONENTS

TORONTO MAPLE LEAFS



TORONTO MAPLE LEAFS

2010-11 RECORD: 2-2-0

2010-11 RESULTS

AT ATLANTA (1-1-0)

DATE/OPP.	RESULT	GWG
Jan. 7 vs. TOR	L 3-9	Kulemin
Feb. 11 vs. TOR	OTW 3-2	Hainsey

AT TORONTO (1-1-0)

DATE/OPP.	RESULT	GWG
Dec. 20 at TOR	W 6-3	Stewart
Feb. 7 at TOR	L 4-5	Brent

INDIVIDUAL STATISTICS

THRASHERS

PLAYER	GP	G	A	PTS	+/-	PIM	PP	SH
Tobias Enstrom	3	3	3	6	3	4	1	0
Bryan Little	4	0	6	6	3	0	0	0
Andrew Ladd	4	4	0	4	3	4	1	0
Anthony Stewart	4	1	3	4	2	0	0	0
Dustin Byfuglien	4	1	2	3	2	6	1	0
Zach Bogosian	4	0	3	3	1	0	0	0
Freddy Modin	4	2	0	2	0	0	0	0
Ron Hainsey	4	1	1	2	3	0	0	0
Rich Peverley	3	0	2	2	-1	2	0	0
Nik Antropov	5	2	0	2	-2	2	0	0
Evander Kane	3	1	0	1	1	4	1	0
Tim Stapleton	3	1	0	1	1	2	0	0
Patrice Cormier	2	1	0	1	0	0	0	0
Johnny Oduya	4	0	1	1	-2	0	0	0
Chris Thorburn	4	0	1	1	3	2	0	0
Niclas Bergfors	3	0	1	1	-6	0	0	0
Ben Eager	1	0	1	1	1	14	0	0
Jim Slater	1	0	1	1	2	2	0	0
Blake Wheeler	1	0	1	1	0	0	0	0
Eric Boulton	3	0	0	0	-2	5	0	0
Alexander Burmistrov	3	0	0	0	0	0	0	0
Brent Sopel	3	0	0	0	-1	0	0	0
Arturs Kulda	1	0	0	0	-1	0	0	0
Spencer Machacek	1	0	0	0	0	0	0	0
Mark Stuart	1	0	0	0	-1	0	0	0

GOALIE	GP	MINS	W-L-T	GA	SA	SV	GAA	SV%
Ondrej Pavelec	3	153	1-2-0	13	96	83	5.10	.865
Chris Mason	2	88	1-0-0	6	34	28	4.09	.824

MAPLE LEAFS

PLAYER	GP	G	A	PTS	+/-	PIM	PP	SH
Nikolai Kulemin	4	5	3	8	3	0	2	0
Mikhail Grabovski	4	4	4	8	4	4	3	0
Tomas Kaberle	3	0	8	8	1	0	0	0
Clarke MacArthur	4	3	4	7	0	0	2	0
Kris Versteeg	3	1	4	5	0	2	0	0
Phil Kessel	4	2	2	4	0	2	1	0
Colby Armstrong	4	1	2	3	0	0	0	0
Francois Beauchemin	3	0	2	2	-4	0	0	0
Tim Brent	4	1	0	1	-3	4	0	0
Dion Phaneuf	4	1	0	1	-2	4	0	0
John Mitchell	1	1	0	1	-1	0	1	0
Tyler Bozak	4	0	1	1	-3	2	0	0
Carl Gunnarsson	4	0	1	1	-1	0	0	0
Mike Komisarek	4	0	1	1	1	6	0	0
Joey Crabb	3	0	1	1	0	4	0	0
Luke Schenn	4	0	0	0	-1	0	0	0
Darryl Boyce	3	0	0	0	2	0	0	0
Brett Lebda	3	0	0	0	-2	2	0	0
Fredrik Sjostrom	3	0	0	0	-2	0	0	0
Colton Orr	2	0	0	0	-1	7	0	0
Keith Aulie	1	0	0	0	0	2	0	0
Mike Brown	1	0	0	0	0	0	0	0
Joffrey Lupul	1	0	0	0	-1	0	0	0
Jay Rosehill	1	0	0	0	0	0	0	0

GOALIE	GP	MINS	W-L-T	GA	SA	SV	GAA	SV%
James Reimer	3	110	1-0-0	3	66	63	1.64	.955
Jean-Sebastien Giguere	2	86	1-0-1	7	59	52	4.86	.881
Jonas Gustavsson	1	44	0-1-0	5	18	13	6.77	.722

TEAM STATISTICS

THRASHERS

POWER PLAY:	4-16	(25.0%)
PENALTY KILLING:	11-20	(55.0%)

GOALS BY PERIOD

1st	2nd	3rd	OT	TOTAL
5	2	8	1	16

SHOTS BY PERIOD

1st	2nd	3rd	OT	TOTAL
50	37	56	1	144

MAPLE LEAFS

POWER PLAY:	9-20	(45.0%)
PENALTY KILLING:	12-16	(75.0%)

GOALS BY PERIOD

1st	2nd	3rd	OT	TOTAL
4	10	5	0	19

SHOTS BY PERIOD

1st	2nd	3rd	OT	TOTAL
52	38	39	1	130



VANCOUVER CANUCKS

2010-11 RECORD: 0-1-0

2010-11 RESULTS

AT ATLANTA (0-1-0)

DATE/OPP.	RESULT	GWG
Mar. 25 vs. VAN	L 1-3	Bolduc

AT VANCOUVER (0-0-0)

DATE/OPP.	RESULT	GWG
No Games		

INDIVIDUAL STATISTICS

THRASHERS

PLAYER	GP	G	A	PTS	+/-	PIM	PP	SH
Bryan Little	1	1	0	1	0	0	0	0
Nik Antropov	1	0	0	0	-2	0	0	0
Zach Bogosian	1	0	0	0	0	0	0	0
Alexander Burmistrov	1	0	0	0	-1	0	0	0
Dustin Byfuglien	1	0	0	0	-1	0	0	0
Radek Dvorak	1	0	0	0	0	0	0	0
Tobias Enstrom	1	0	0	0	-1	2	0	0
Ron Hainsey	1	0	0	0	1	0	0	0
Evander Kane	1	0	0	0	-1	0	0	0
Andrew Ladd	1	0	0	0	0	0	0	0
Ben Maxwell	1	0	0	0	-1	0	0	0
Johnny Oduya	1	0	0	0	-2	0	0	0
Rob Schremp	1	0	0	0	-1	0	0	0
Tim Stapleton	1	0	0	0	0	0	0	0
Anthony Stewart	1	0	0	0	-1	0	0	0
Mark Stuart	1	0	0	0	-1	0	0	0
Chris Thorburn	1	0	0	0	0	0	0	0
Blake Wheeler	1	0	0	0	0	0	0	0

GOALIE	GP	MINS	W-L-OT	GA	SA	SV	GAA	SV%
Chris Mason	1	59	0-1-0	2	25	23	2.04	.920

CANUCKS

PLAYER	GP	G	A	PTS	+/-	PIM	PP	SH
Alexandre Bolduc	1	1	0	1	1	0	0	0
Alexandre Burrows	1	1	0	1	1	0	0	1
Mason Raymond	1	1	0	1	0	0	0	0
Keith Ballard	1	0	1	1	2	0	0	0
Ryan Kesler	1	0	1	1	0	0	0	0
Victor Oreskovich	1	0	1	1	1	0	0	0
Raffi Torres	1	0	1	1	1	0	0	0
Kevin Bieksa	1	0	0	0	1	0	0	0
Christian Ehrhoff	1	0	0	0	-1	2	0	0
Dan Hamhuis	1	0	0	0	1	0	0	0
Jannik Hansen	1	0	0	0	0	2	0	0
Chris Higgins	1	0	0	0	-1	0	0	0
Maxim Lapierre	1	0	0	0	1	0	0	0
Aaron Rome	1	0	0	0	2	2	0	0
Sami Salo	1	0	0	0	-1	2	0	0
Henrik Sedin	1	0	0	0	0	0	0	0
Daniel Sedin	1	0	0	0	0	0	0	0
Jeff Tambellini	1	0	0	0	1	0	0	0

GOALIE	GP	MINS	W-L-OT	GA	SA	SV	GAA	SV%
Roberto Luongo	1	60	1-0-0	1	31	30	1.00	.968

TEAM STATISTICS

THRASHERS

POWER PLAY:	0-4	(0.0%)
PENALTY KILLING:	0-0	(0.0%)

GOALS BY PERIOD

1st	2nd	3rd	OT	TOTAL
0	0	1	0	1

SHOTS BY PERIOD

1st	2nd	3rd	OT	TOTAL
10	9	12	0	31

CANUCKS

POWER PLAY:	0-0	(0.0%)
PENALTY KILLING:	4-4	(100.0%)

GOALS BY PERIOD

1st	2nd	3rd	OT	TOTAL
0	2	1	0	3

SHOTS BY PERIOD

1st	2nd	3rd	OT	TOTAL
7	14	5	0	26

2010-11 THRASHERS OPPONENTS

WASHINGTON CAPITALS



WASHINGTON CAPITALS

2010-11 RECORD: 4-1-1

2010-11 RESULTS

AT ATLANTA (3-0-0)

DATE/OPP.	RESULT	GWG
Oct. 8 vs. WSH	W 4-2	Kane
Nov. 19 vs. WSH	W 5-0	Eager
Jan. 26 vs. WSH	W 1-0	Antropov

AT WASHINGTON (1-1-1)

DATE/OPP.	RESULT	GWG
Oct. 23 at WSH	OTL 3-4	Fleischmann
Nov. 14 at WSH	L 4-6	Erskine
Dec. 4 at WSH	W 3-1	Burmistrov

THRASHERS

PLAYER	GP	G	A	PTS	+/-	PIM	PP	SH
Evander Kane	4	5	2	7	3	6	0	0
Andrew Ladd	6	4	3	7	2	4	2	0
Nik Antropov	5	2	5	7	2	2	0	0
Rich Peverley	6	2	3	5	1	2	1	0
Niclas Bergfors	6	0	4	4	2	0	0	0
Bryan Little	6	2	1	3	3	0	0	1
Ben Eager	5	1	2	3	1	2	0	0
Tobias Enstrom	5	0	3	3	-1	2	0	0
Alexander Burmistrov	6	2	0	2	4	6	0	0
Dustin Byfuglien	6	1	1	2	1	2	0	0
Freddy Modin	3	1	1	2	-1	2	0	0
Johnny Oduya	6	0	2	2	0	0	0	0
Anthony Stewart	6	0	2	2	1	0	0	0
Ron Hainsey	6	0	1	1	2	0	0	0
Brent Sopel	6	0	0	0	1	4	0	0
Chris Thorburn	6	0	0	0	2	2	0	0
Zach Bogosian	5	0	0	0	2	2	0	0
Eric Boulton	5	0	0	0	0	7	0	0
Jim Slater	4	0	0	0	-5	9	0	0
Freddy Meyer	2	0	0	0	0	0	0	0
Tim Stapleton	2	0	0	0	0	0	0	0
Patrice Cormier	1	0	0	0	0	0	0	0
Nigel Dawes	1	0	0	0	-1	0	0	0

GOALIE	GP	MINS	W-L-T	GA	SA	SV	GAA	SV%
Ondrej Pavelec	5	219	3-1-0	2	127	125	0.55	.984
Chris Mason	3	141	1-0-1	10	91	81	4.26	.890

CAPITALS

PLAYER	GP	G	A	PTS	+/-	PIM	PP	SH
Alexander Semin	5	4	2	6	-1	2	0	0
Alex Ovechkin	6	2	2	4	-2	2	0	0
Mike Green	6	1	2	3	-2	4	1	0
Tyler Sloan	4	0	3	3	-3	2	0	0
Mike Knuble	6	1	1	2	-2	2	0	0
David Steckel	6	1	1	2	0	9	0	0
Tomas Fleischmann	4	1	1	2	0	0	0	0
Eric Fehr	5	0	2	2	-1	2	0	0
Mathieu Perrault	2	0	2	2	3	0	0	0
Matt Hendricks	6	1	0	1	0	2	0	0
Brooks Laich	6	1	0	1	0	4	0	0
John Erskine	5	1	0	1	-2	15	0	0
Nicklas Backstrom	6	0	1	1	-1	0	0	0
John Carlson	6	0	1	1	2	4	0	0
Jeff Schultz	6	0	1	1	0	0	0	0
Matt Bradley	5	0	1	1	1	2	0	0
Karl Alzner	6	0	0	0	-1	0	0	0
Jason Chimera	6	0	0	0	-4	0	0	0
Marcus Johansson	5	0	0	0	-4	0	0	0
Jay Beagle	2	0	0	0	-1	2	0	0
Boyd Gordon	2	0	0	0	-1	0	0	0
Scott Hannan	2	0	0	0	-1	0	0	0
Tom Poti	1	0	0	0	-1	2	0	0

GOALIE	GP	MINS	W-L-T	GA	SA	SV	GAA	SV%
Michal Neuvirth	4	231	2-1-0	13	121	108	3.38	.893
Semyon Varlamov	2	117	0-2-0	4	57	53	2.05	.930
Braden Holtby	1	9	0-1-0	3	5	2	19.74	.400

TEAM STATISTICS

THRASHERS

POWER PLAY:	3-17	(17.6%)
PENALTY KILLING:	19-20	(95.0%)

GOALS BY PERIOD

1st	2nd	3rd	OT	TOTAL
6	10	4	0	20

SHOTS BY PERIOD

1st	2nd	3rd	OT	TOTAL
51	79	53	0	183

CAPITALS

POWER PLAY:	1-20	(5.0%)
PENALTY KILLING:	14-17	(82.4%)

GOALS BY PERIOD

1st	2nd	3rd	OT	TOTAL
4	3	5	1	13

SHOTS BY PERIOD

1st	2nd	3rd	OT	TOTAL
57	81	75	6	219

EASTERN CONFERENCE ATLANTIC DIVISION

PHILADELPHIA FLYERS (PHI)

Franchise Date: 1967
Wells Fargo Center (19,537)
President: Peter A. Luukko
General Manager: Paul Holmgren
Head Coach: Peter Laviolette
Stanley Cup(s): 2

3601 South Broad Street
Philadelphia, PA 19148
T: 215-465-4500
F: 215-218-7837
www.philadelphiaflyers.com



PITTSBURGH PENGUINS (PIT)

Franchise Date: 1967
CONSOL Energy Center (18,387)
President: David Morehouse
General Manager: Ray Shero
Head Coach: Dan Bylsma
Stanley Cup(s): 3

1001 Fifth Avenue
Pittsburgh, PA 15219
T: 412-642-1300
F: 412-255-1980
www.pittsburghpenguins.com



NEW YORK RANGERS (NYR)

Franchise Date: 1926
Madison Square Garden (18,200)
President, General Manager & Alternate Governor:
Glen Sather
Head Coach: John Tortorella
Stanley Cup(s): 4

2 Pennsylvania Plaza
New York, NY 10121
T: 212-465-6486
F: 212-465-6494
www.newyorkrangers.com



NEW JERSEY DEVILS (NJ)

Franchise Date: 1974
Prudential Center (17,625)
President, CEO & General Manager: Lou Lamoriello
Head Coach: Peter DeBoer
Stanley Cup(s): 3

165 Mulberry Street
Newark, NJ 07102
T: 973-757-6100
F: 973-757-6399
www.newjerseydevils.com



NEW YORK ISLANDERS (NYI)

Franchise Date: 1972
Nassau Veterans' Memorial Coliseum (16,234)
General Manager: Garth Snow
Head Coach: Jack Capuano
Stanley Cup(s): 4

1255 Hempstead Tpke
Uniondale, NY 11553
T: 516-501-6700
F: 516-501-6762
www.newyorkislanders.com



EASTERN CONFERENCE NORTHEAST DIVISION

BOSTON BRUINS (BOS)

Franchise Date: 1924
TD Garden (17,565)
President: Cam Neely
General Manager: Peter Chiarelli
Head Coach: Claude Julien
Stanley Cup(s): 6

100 Legends Way
Boston, MA 02114
T: 617-624-2327
F: 617-523-7184
www.bostonbruins.com



MONTREAL CANADIENS (MTL)

Franchise Date: 1909
Bell Centre (21,273)
Owner & President: Geoff Molson
General Manager: Pierre Gauthier
Head Coach: Jacques Martin
Stanley Cup(s): 24

1909 avenue des Canadiens-de-Montréal
Montréal, QC H3C 5L2
T: 514-932-2582
F: 514-989-2835
www.canadiens.com



BUFFALO SABRES (BUF)

Franchise Date: 1970
HSBC Arena (18,690)
President: Ted Black
General Manager: Darcy Regier
Head Coach: Lindy Ruff
Stanley Cup(s): None

One Seymour H. Knox III Plaza
Buffalo, NY 14203
T: 716-855-4100
F: 716-855-4110
www.sabres.com



TORONTO MAPLE LEAFS (TOR)

Franchise Date: 1917
Air Canada Centre (18,819)
President & General Manager:
Brian Burke
Head Coach: Ron Wilson
Stanley Cup(s): 13

40 Bay Street
Toronto, ON M5J 2X2
T: 416-815-5700
F: 416-359-9331
www.mapleleafs.nhl.com



OTTAWA SENATORS (OTT)

Franchise Date: 1992
Scotiabank Place (19,153)
President: Cyril Leeder
General Manager: Bryan Murray
Head Coach: Paul MacLean
Stanley Cup(s): None

1000 Palladium Drive
Ottawa, ON K2V 1A5
T: 613-599-0250
F: 613-599-0358
www.ottawasenators.com



EASTERN CONFERENCE SOUTHEAST DIVISION

WASHINGTON CAPITALS (WSH)

Franchise Date: 1974
Verizon Center (18,277)
President: Dick Patrick
General Manager: George McPhee
Head Coach: Bruce Boudreau
Stanley Cup(s): None



627 North Glebe Road, Suite 850
Arlington, VA 22203
T: 202-266-2200
F: 202-266-2360
www.capitals.nhl.com

TAMPA BAY LIGHTNING (TB)

Franchise Date: 1992
St. Pete Times Forum (19,758)
Vice President & General Manager: Steve Yzerman
Head Coach: Guy Boucher
Stanley Cup(s): 1



401 Channelside Drive
Tampa, FL 33602
T: 813-301-6500
F: 813-301-1480
www.tampabaylightning.com

CAROLINA HURRICANES (CAR)

Franchise Date: 1972 (relocated 1997)
RBC Center (18,680)
President & General Manager:
Jim Rutherford
Head Coach: Paul Maurice
Stanley Cup(s): 1



1400 Edwards Mill Road
Raleigh, NC 27607
T: 919-467-7825
F: 919-462-0123
www.carolinahurricanes.com

WINNIPEG JETS (WPG)

Franchise Date: 1999 (relocated 2011)
MTS Centre (15,015)
General Manager: Kevin Cheveldayoff
Head Coach: Claude Noel
Stanley Cup(s): None



345 Graham Avenue
Winnipeg, MB R3C 5G
T: 204-987-7825
F: 204-926-5555
www.winnipegjets.com

FLORIDA PANTHERS (FLA)

Franchise Date: 1993
BankAtlantic Center (17,040)
General Manager: Dale Tallon
Head Coach: Kevin Dineen
Stanley Cup(s): None



One Panther Parkway
Sunrise, FL 33323
T: 954-835-7000
F: 954-835-7700
www.floridapanthers.com

WESTERN CONFERENCE CENTRAL DIVISION

DETROIT RED WINGS (DET)

Franchise Date: 1926
Joe Louis Arena (20,006)
President: Chris Ilitch
General Manager: Ken Holland
Head Coach: Mike Babcock
Stanley Cup(s): 11

19 Steve Yzerman Drive
Detroit, MI 48226
T: 313-394-7000
F: 313-567-0296
www.detroitredwings.com



NASHVILLE PREDATORS (NSH)

Franchise Date: 1997
Bridgestone Arena (17,113)
President, General Manager & Alternate
Governor: David Poile
Head Coach: Barry Trotz
Stanley Cup(s): None

501 Broadway
Nashville, TN 37203
T: 615-770-2300
F: 615-770-2309
www.nashvillepredators.com



CHICAGO BLACKHAWKS (CHI)

Franchise Date: 1926
United Center (19,717)
President & CEO: John F. McDonough
VP & General Manager: Stan Bowman
Head Coach: Joel Quenneville
Stanley Cup(s): 4

1901 W. Madison Street
Chicago, IL 60612
T: 312-455-7000
F: 312-455-7041
www.chicagoblackhawks.com



ST. LOUIS BLUES (STB)

Franchise Date: 1967
Scottrade Center (19,150)
President: John Davidson
General Manager: Doug Armstrong
Head Coach: Davis Payne
Stanley Cup(s): None

1401 Clark Avenue
St. Louis, MO 63103
T: 314-622-2500
F: 314-622-2582
www.stlouisblues.com



COLUMBUS BLUE JACKETS (CBJ)

Franchise Date: 2000
Nationwide Arena (18,144)
President: Mike Priest
Exec. VP Hockey Operations & General
Manager: Scott Howson
Head Coach: Scott Arniel
Stanley Cup(s): None

200 W. Nationwide Blvd.
Columbus, OH 43215
T: 614-246-4625
F: 614-246-4007
www.bluejackets.com



WESTERN CONFERENCE NORTHWEST DIVISION

VANCOUVER CANUCKS (VAN)

Franchise Date: 1970
Rogers Arena (18,890)
President & General Manager: Mike Gillis
Head Coach: Alain Vigneault
Stanley Cup(s): None

800 Griffiths Way
Vancouver, BC V6B 6G1
T: 604-899-4600
F: 604-899-4640
www.canucks.com



CALGARY FLAMES (CGY)

Franchise Date: 1972 (relocated 1980)
Scotiabank Saddledome (19,289)
President: Ken King
General Manager: Jay Feaster
Head Coach: Brent Sutter
Stanley Cup(s): 1

P.O. Box 1540 Station M.
Calgary, AB T2P 3B9
T: 403-777-2177
F: 403-777-2195
www.calgaryflames.com



MINNESOTA WILD (MIN)

Franchise Date: 2000
Xcel Energy Center (18,064)
Owner & Governor: Craig Leipold
General Manager: Chuck Fletcher
Head Coach: Todd Richards
Stanley Cup(s): None

317 Washington Street
St. Paul, MN 55102
T: 651-602-6000
F: 651-222-1055
www.wild.com



COLORADO AVALANCHE (COL)

Franchise Date: 1979 (relocated in 1995)
Pepsi Center (18,007)
President: Pierre Lacroix
General Manager: Greg Sherman
Head Coach: Joe Sacco
Stanley Cup(s): 2

1000 Chopper Circle
Denver, CO 80204
T: 303-405-1100
F: 303-893-0614
www.coloradoavalanche.com



EDMONTON OILERS (EDM)

Franchise Date: 1972
Rexall Place (18,144)
President, Hockey Ops: Kevin Lowe
General Manager: Steve Tambellini
Head Coach: Tom Renney
Stanley Cup(s): 5

11230 - 110 Street
Edmonton, Alberta T5C 3H7
T: 780-414-4000
www.oilers.nhl.com



WESTERN CONFERENCE PACIFIC DIVISION

SAN JOSE SHARKS (SJS)

Franchise Date: 1990
HP Pavilion at San Jose (17,562)
President: Greg Jamison
General Manager: Doug Wilson
Head Coach: Todd McLellan
Stanley Cup(s): None

525 West Santa Clara Street
San Jose, CA 95113
T: 408-287-7070
F: 408-999-5797
www.sjsharks.com



ANAHEIM DUCKS (ANA)

Franchise Date: 1993
Honda Center (17,174)
CEO: Michael Schulman
General Manager: Bob Murray
Head Coach: Randy Carlyle
Stanley Cup(s): 1

2695 E. Katella Avenue
Anaheim, CA 92806
T: 714-940-2900
F: 714-940-2953
www.anaheimducks.com



PHOENIX COYOTES (PHX)

Franchise Date: 1979 (relocated 1996)
Jobing.com Arena (17,125)
Executive VP & General Manager:
Dan Maloney
Head Coach: Dave Tippett
Stanley Cup(s): None

6751 N. Sunset Blvd.
Glendale, AZ 85305
T: 623-772-3200
F: 623-772-3201
www.coyotes.nhl.com



LOS ANGELES KINGS (LAK)

Franchise Date: 1967
STAPLES Center (18,118)
President, General Manager & Alternate Governor:
Dean Lombardi
Head Coach: Terry Murray
Stanley Cup(s): None

1111 South Figueroa Street
Los Angeles, CA 90015
T: 213-742-7100
F: 310-535-4525
www.lakings.com



DALLAS STARS (DAL)

Franchise Date: 1967 (relocated 1993)
American Airlines Center (18,532)
General Manager: Joe Nieuwendyk
Head Coach: Glen Gulutzan
Stanley Cup(s): 1

2601 Avenue of the Stars
Frisco, TX 75034
T: 214-387-5500
F: 214-387-5564
www.dallasstars.com





2011-12 WINNIPEG JETS MEDIA GUIDE
NHL & MISCELLANEOUS

NHL & MISCELLANEOUS INFORMATION

NATIONAL HOCKEY LEAGUE & CRITICAL DATES

NHL New York

1185 Avenue of the Americas
New York, NY 10036
212-789-2000, Fax: 212-789-2020



NHL Toronto

50 Bay Street, 11th Floor
Toronto, Ontario, M5J 2X8
416-359-7900, Fax: 416-981-2779

NHL Montreal

1800 McGill College Avenue, Suite 2600
Montréal, Québec, H3A 3J6
514-841-9220, Fax: 514-841-1070

NATIONAL HOCKEY LEAGUE

Executive

Commissioner	Gary B. Bettman
Deputy Commissioner.....	William Daly
Chief Operating Officer.....	John Collins
Senior Executive Vice President of Hockey Operations	Colin Campbell

Communications

Senior Vice President, Public Relations & Media (Toronto).....	Gary Meagher
Senior Vice President, Public Affairs & Executive Director, NHL Foundation	Bernadette Mansur
Group Vice President, Media Relations.....	Frank Brown
Vice President, Player Development & Event Communications.....	Jamey Horan
Statistician and Information Officer (Toronto).....	Benny Ercolani
Senior Director, Media Relations.....	John Dellapina
Senior Director, Social Media Marketing & Strategy and Business Communications	Michael DiLorenzo
Senior Director, News Services.....	Greg Inglis
Director, Entertainment Publicity	Nirva Milord
Director, Public Relations (Toronto)	Julie Young
Senior Manager, Player Development & Event Communications	Schuyler Baehman
Senior Manager, Public Relations (Toronto)	David Keon
Senior Manager, Corporate Communications.....	Kerry McGovern
Senior Manager, Public Relations (Toronto)	Jennifer Raimondi
Manager, Social Media & Business Development	Molly Gort
Coordinator, Player Development & Event Communications.....	Nicole Buckley
Coordinator, Public Affairs.....	Paul LaCaruba
Coordinator, Business Communications.....	Erica Yakobzon
Assistant, Public Affairs.....	Chelsea Isaacson
Assistant, Player Development & Event Communications.....	Kirstin Mende

2011-12 CRITICAL DATES

Oct. 6: NHL Opening Night - 94th Regular Season begins
Oct. 9: NHL Face-Off (Winnipeg)
Oct. 7: NHL Premiere - Anaheim at Buffalo (Helsinki)
Oct. 7: NHL Premiere - NY Rangers at Los Angeles (Stockholm)
Oct. 8: NHL Premiere - NY Rangers at Anehim (Stockholm)
Oct. 8: NHL Premiere - Buffalo at Los Angeles (Berlin)
Oct 9: Winnipeg Jets host first regular season game at MTS Centre vs. Montreal Canadiens
Nov. 12: Hockey Hall of Fame Game (Ottawa at Toronto)
Nov. 14: Hockey Hall of Fame Induction Ceremony (Toronto)
Nov. 26: NHL Founders Day (1917) - 11 games on schedule
Dec. 19-27: Holiday Roster Freeze in effect.
Dec. 24-25: No scheduled practices.
Dec. 26-Jan. 5: IIHF World U20 Championship (Edmonton & Calgary, AB)

Jan. 2: NHL Winter Classic - NY Rangers at Philadelphia
Jan. 26-30: NHL All-Star Break (Ottawa, ON)
Feb. 11: CBC Hockey Day in Canada (Host: PEI)
Feb. 19: NBC Hockey Day in America
Feb. 27: Trade Deadline (3:00 p.m. ET)
April 5-7: NCAA Frozen Four (Tampa, FL)
April 7: Last day of the NHL season - 15 games
April 11: Stanley Cup Playoffs begin
April 12-22: IIHF U18 World Championship (Czech Republic)
May 4 - May 20: IIHF World Championship (Helsinki & Stockholm)
May 18-27: 2012 CHL Memorial Cup (Shawinigan, QC)
June 15: Last possible day for 2012 Stanley Cup Final
June 22-23: NHL Entry Draft
July 1: Free Agency Perios begins

EASTERN CONFERENCE

Atlantic Division	Northeast Division	Southeast Division
 New Jersey Devils	 Boston Bruins	 Carolina Hurricanes
 New York Islanders	 Buffalo Sabres	 Florida Panthers
 New York Rangers	 Montreal Canadiens	 Tampa Bay Lightning
 Philadelphia Flyers	 Ottawa Senators	 Washington Capitals
 Pittsburgh Penguins	 Toronto Maple Leafs	 Winnipeg Jets

WESTERN CONFERENCE

Central Division	Northwest Division	Pacific Division
 Columbus Blue Jackets	 Calgary Flames	 Anaheim Ducks
 Chicago Blackhawks	 Colorado Avalanche	 Dallas Stars
 Detroit Red Wings	 Edmonton Oilers	 Los Angeles Kings
 Nashville Predators	 Minnesota Wild	 Phoenix Coyotes
 St. Louis Blues	 Vancouver Canucks	 San Jose Sharks

Order of Selection for 2012 Entry Draft

The NHL's annual Draft Drawing is a weighted lottery system to determine the order of selection for the first 14 picks of the 2012 Entry Draft. The 14 teams that did not qualify for the Stanley Cup Playoffs, or clubs that acquired those clubs' 2012 first-round draft picks, participate in the Drawing. The Club selected in the drawing may not move up more than four positions in the draft order, thus only the five Clubs with the fewest regular-season points have the opportunity to receive the first overall selection. No Club can move down more than one position as a result of the Draft Drawing.

In the first round of the 2012 Entry Draft, the order of selection is as follows:

- a) The first 14 selections, as determined by the Draft Drawing (see above);
- b) Clubs eliminated in the first two rounds of the 2012 Stanley Cup Playoffs, regular-season division winners excluded, in inverse order of points;
- c) Regular-season division winning clubs eliminated in the first two rounds of the 2012 Stanley Cup Playoffs, in inverse order of points;
- d) Clubs eliminated in the 2012 Conference Finals, in inverse order of points;
- e) Stanley Cup finalist
- f) Stanley Cup champion

In the second and subsequent rounds the order of selection is as follows:

- a) Non-playoff clubs in inverse order of points;
- b) Clubs eliminated in the first two rounds of the 2012 Stanley Cup Playoffs, regular-season division winners excluded, in inverse order of points;
- c) Regular-season division winning clubs eliminated in the first two rounds of the 2012 Stanley Cup Playoffs, in inverse order of points;
- d) Clubs eliminated in the 2012 Conference Finals, in inverse order of points;
- e) Stanley Cup finalist
- f) Stanley Cup champion

Eligibility for Claim

All Players age 18 or older are eligible for claim in the Entry Draft, except:

- i. a Player on the Reserve List of a Club, other than as a try-out;
- ii. a Player who has been claimed in two prior Entry Drafts;
- iii. a Player who previously played in the League and became a Free Agent pursuant to this Agreement;
- iv. a Player age 21 or older who: (A) has not been selected in a previous Entry Draft and (B) played hockey for at least one season in North America when he was age 18, 19, or 20 and shall be eligible to enter the League as an Unrestricted Free Agent pursuant to Article 10.1(d); and 18
- v. a Player age 22 or older who has not been selected in a previous Entry Draft and shall be eligible to enter the League as an Unrestricted Free Agent pursuant to Article 10.1(d).

Unsigned Draft Choices

- a) A player aged 18 or 19 who was selected in the first three rounds of the Entry Draft and who was not signed by his NHL Club may not be retained by the Club and must be returned to his junior Club no later than the day prior to the opening of the NHL regular season.
- b) A player aged 18 or 19 who was selected in the fourth or subsequent rounds who has not been signed by his NHL Club may not be retained by his Club and must be returned to his junior Club no later than the fourth day prior to the opening of the NHL regular season.

Entry Level Players

1. Players 18 through 21 years of age when signing their first contract must remain in the entry-level system for a period of three years; players age 22 and 23 when signing their first contract are in the entry level system for two years; while those age 24 when signing their first contract are in the entry level system for one year. Age is defined as the player's age on September 15 of the calendar year in which he signs the contract, regardless of his actual age on the date he signs such contract.
2. In the event that a signed 18 or 19-year-old player does not play a minimum of 10 NHL games (regular season and/or playoffs) in his first season under contract, the term of his player contract and his number of years in the entry level system will be extended for a period of one year. The exception to this is a 19-year-old player who turns 20 years of age between September 16 and December 31 in his first contract year.
3. In the event that a player signs his first contract at age 18 and has had his Player Contract extended for one season already, and such player does not play at least 10 NHL games (regular season and/or playoffs) in the second season under that player's Player Contract, then the term of his Player Contract and his number of years in the Entry Level System shall be extended for one additional year.

23-Man Roster

There may be a maximum of 23 players on each Club's playing roster at any one time from the commencement of the NHL regular season through the trade deadline. Prior to the start of the season, each Club must submit to the NHL its "Opening Day Playing Roster" which shall be comprised of not more than 23 players. Each Club must have a roster of at least 20 players, composed of 18 skaters and two goaltenders. Players on Injured Reserve do not count in the 23-Man Roster limit.

Injured Reserve List

In the event that a player is injured and a Club wishes to place him on the Injured Reserve List, the Club must follow these procedures.

1. A Club may place a player on the injured reserve list if such player is injured, disabled or ill and unable to perform his duties as a hockey player after having passed the Club's initial physical examination in that season.
2. A player who has an injury that renders him physically unable to play for a minimum of seven days after that date of the injury can be placed on the Club's Injured Reserve List. Once a player is placed on the injured reserve, the Club may replace said player on its NHL roster with another player. All determinations that a player has suffered an injury warranting injured reserve status must be made by the Club's medical staff and in accordance with the Club's medical standards.
3. A player placed on Injured Reserve is ineligible to compete in NHL games for a period of not less than seven days from the date of injury.
4. Players on Injured Reserve may attend Club meetings and meals, travel with the Club and participate in practice sessions.
5. Players on Injured Reserve are prohibited from appearing in games, participating in pre-game warm-ups with their Clubs, or dressing in game uniforms on game days.

Regular Season Waivers

For purposes of Regular Waivers and Re-Entry Waivers, the five (5) year exemption for an 18 year old skater and the four (4) year exemption for a 19 year old skater shall both be reduced to three (3) years commencing the first season that the 18 or 19 year old skater plays in eleven (11) NHL Games or more. The next two (2) seasons, regardless of whether the skater plays any NHL Games in either season, shall count as the second and third years toward satisfying the exemption. For purposes of Regular Waivers and Re-Entry Waivers, the six (6) year exemption for an 18 year old goalie and the five (5) year exemption for a 19 year old goalie shall both be reduced to four (4) years commencing the first season that the 18 or 19 year old goalie plays in eleven (11) NHL Games or more. The next three (3) seasons, regardless of whether the goalie plays any NHL Games in any of those three (3) seasons, shall count as the next three (3) years toward satisfying the exemption. The first season in which a Player who is age 20 or older plays in one (1) or more Professional Games shall constitute the first year for calculating the number of years he is exempt from Regular Waivers and Re-Entry Waivers. A Player 25 years old or older who plays in one (1) or more Professional Games in any season shall be exempt from Regular Waivers and Re-Entry Waivers for the remainder of that season.

Tie-Breaking Procedures

At the conclusion of the regular season, the standing of the teams in each Conference shall be determined in accordance with the following priorities in the order listed:

- a) First place in each of the three divisions seeded 1, 2 and 3.
- b) The higher number of points earned by the Club.
- c) The greater number of games won by the Club (excluding games won in the Shootout).
- d) The higher number of points earned in games against each other among two or more Clubs having equal standing under priorities (b) and (c).
- e) The greater differential between goals scored for and against by Clubs having equal standing under priority (d).

Hockey Operations Critical Dates

Sept. 9	Opening Day of Rookie Camp
Sept. 16	Opening Day of Training Camp for "50-Game Players". During the first five (5) days of Training Camp, no Player shall participate in more than three (3) hours of practice per day, including on and/or off-ice practice, and there shall be no more than one (1) practice session per day except, however, the first day of Training Camp may last up to five (5) hours for the purposes of photographs, medical examinations, and/or off-ice testing only. On Exhibition game days the three (3) hour rule shall not apply to Players playing in the Exhibition game.
Oct. 2	18 and 19 year old unsigned draft choices claimed in fourth or subsequent rounds of the NHL Entry Draft and unclaimed unsigned players must be returned to their Junior clubs.
Oct. 4	Last day for a player to be placed on waivers in order to have him clear prior to the submission of Club's "Opening Day Playing Roster".
Oct. 5	Submission of "Opening Day Playing Roster" to Central Registry (3:00 p.m. ET); 18 and 19 year old unsigned draft choices claimed in the first three (3) rounds of the NHL Entry Draft must be returned to their Junior clubs.
Dec. 1	Deadline for signing Group 2 Free Agents (5:00 p.m. ET)
Dec. 19-27	Holiday Roster Freeze in effect. For all players on an NHL active roster, injured reserve, or players with non-roster and injured non-roster status as of midnight, local time, December 19, a roster freeze shall apply through midnight local time December 27, with respect to waivers, trades and loans, subject to the exceptions provided for in CBA Article 16.10.
Dec. 24-25	No scheduled practices - dressing rooms closed
Jan. 26-30	NHL All-Star Break (no games played)
Feb. 27	Trade deadline (3:00 p.m. ET); Clubs may increase their roster beyond the 23-man roster limit as of 12:01 a.m. for the remainder of the season. Each Club is allowed four (4) recalls after this date. Only those players recalled after this date may be returned to the minors.
June 1	Deadline for making Bona Fide Offers to prior year's NHL Entry Draft picks (5:00 p.m. ET); Deadline for signing Unsigned Draft Choices (5:00 p.m. ET).
July 1	Restricted Free Agent/Unrestricted Free Agent Signing Period Begins.
July 20 - Aug. 4	Salary arbitration hearings held
Aug. 6	Last Day for Issuance of Salary Arbitration Awards.

NHL & MISCELLANEOUS INFORMATION

HOW TO FIGURE

Assist	An assist is awarded to the player or players (maximum of two) who touched the puck prior to the goal, provided no defender plays or possesses the puck in between.
Game Played	A player receives credit for playing in a game if: i) he steps on the ice during time played or; ii) serves any penalty.
Game-Winning Goal	After the final score has been determined, the goal which leaves the winning Club one goal ahead of its opponent is the game-winning goal (example: if Team A beats Team B 8-3, the player scoring the fourth goal for Team A receives credit for the game-winning goal).
Goal	A goal is awarded to the last player on the scoring Club to touch the puck prior to the puck entering the net.
Goals-Against Average	Multiply goals allowed (GA) by 60 and divide by minutes played (MINS).
Goaltender	A goaltender receives a "W" for a win in regulation, overtime or shootout; an "L" for a loss in regulation; or an "OT" for a loss in overtime or shootout.
Penalty-Killing Pct.	Subtract total number of power-play goals allowed from total number of shorthanded situations to get total number of power-plays killed. Divide the total number of power-plays killed by the total number of shorthanded situations.
Plus-Minus	A player receives a "plus" if he is on the ice when his Club scores an even-strength or shorthand goal. He receives a "minus" if he is on the ice for an even-strength or shorthand goal scored by the opposing Club. The difference in these numbers is considered the player's plus-minus statistic.
Power-Play Goal	A goal scored by a Club while it has a manpower advantage due to an opponent's penalty. Following are some examples of what is and is not considered a power-play goal: <ul style="list-style-type: none"> • if a Club has an advantage on a minor penalty starting at 2:02 of the period and it scores at 4:02, the goal is not a power-play goal. • if a Club scores on a delayed penalty, the goal is not a power-play goal. • if a Club has an advantage due to a five-minute major or match penalty, that Club is always credited with having one more advantage than the number of power-play goals it scores during that advantage, because the penalty does not expire. A new advantage begins after each power-play goal. For example, if Team A scores three goals during a major penalty, it is credited with four advantages. • if a Club is on a power-play for any length of time, it is considered to have had an advantage. • if a minor penalty is incurred by a Club on a power-play due to a major penalty, a new advantage is given to that Club when its minor penalty expires, provided the opponent's major penalty is still in effect.
Power-Play Percentage	Total number of power-play goals divided by total number of power-play opportunities.
Save Percentage	Subtract goals allowed (GA) from shots against (SA) to determine saves. Then divide saves by shots-against.
Shooting Percentage	Divide the number of goals scored by the number of shots taken.
Shorthanded Goal	A goal scored by a Club while it is at a manpower disadvantage. The same cases apply for shorthand as for power-play goals, but in the opposite manner.
Shot on Goal	If a player shoots the puck with the intention of scoring and if that shot would have gone in the net had the goaltender not stopped it, the shot is recorded as a "shot on goal".
Shutout	If two goaltenders combine for a shutout, neither receives credit for the shutout. Instead it is recorded as a Club shutout.
Tenths of a Second	If a penalty or goal occurs in the last minute, the time is rounded off to the previous second (ex: if a penalty is called with 12.4 seconds left in a period, the time is indicated as 19:47 and not 19:48.)
Coaches Record	A coach receives a "W" for a win in regulation, overtime or shootout; an "L" for a loss in regulation; or an "OT" for a loss in overtime or shootout.

** NOTE: No individual skater/goaltender statistics apply for the shootout

REFEREES

Name	No.
AUGER, Stephane	15
*BANFIELD, David	44
*BURCHELL, Darcy	42
*CHARRON, Frances	46
DEVORSKI, Paul	10
DWYER, Gord	19
FURLATT, Eric	27
HASENFRATZ, Mike	2
HEBERT, Ghislain	22
*HEBERT, Jean	43
JACKSON, Dave	8
JOANNETTE, Marc	25
KIMMERLY, Greg	18
KOWAL, Tom	32
KOZARI, Steve	40
L'ECUYER, Frederick	17
LARUE, Dennis	14
LEE, Chris	28
LEGGO, Mike	3
*LEMELIN, Mark	41
MARTELL, Rob	26
MCCAULEY, Wes	4
MEIER, Brad	34
MORTON, Dean	36
O'HALLORAN, Dan	13
O'ROURKE, Dan	9
PEEL, Tim	20
POCHMARA, Brian	16
POLLOCK, Kevin	33
REHMAN, Kyle	37
ROONEY, Chris	5
*SKILLITER, Graham	48
ST. LAURENT, Francois	38
ST. PIERRE, Justin	12
SUTHERLAND, Kelly	11
VAN MASSENHOVEN, Don	21
*VINNERBORG, Marcus	45
WALKOM, Stephen	24
WALSH, Ian	29
WATSON, Brad	23

LINESMEN

Name	No.
AMELL, Derek	75
BARTON, Steve	59
BRISEBOIS, David	96
CAMERON, Lonnie	74
CHAMPOUX, Pierre	67
CHERREY, Scott	50
CORMIER, Michel	76
CVIK, Mike	88
DEVORSKI, Greg	54
DRISCOLL, Scott	68
GALLOWAY, Ryan	82
GIBBS, Darren	66
HENDERSON, Don	91
HEYER, Shane	55
KOVACHIK, Brad	71
LAZAROWICH, Brad	86
MACH, Brian	78
*MacPHERSON, Matt	83
McELMAN, Andy	90
MILLER, Steve	89
MORIN, Jean	97
MURPHY, Brian	93
MURRAY, Jonny	95
NANSEN, Derek	70
NELSON, Thor	80
NOWAK, Tim	77
PANCICH, Bryan	94
RACICOT, Pierre	65
RODY, Vaughan	73
SCHACHTE, Dan	47
SERICOLO, Anthony	84
SHARRERS, Jay	57
SHEWCHYK, Mark	92
WHELER, Mark	56

* minor league official

THE STANLEY CUP



The Stanley Cup, the oldest trophy competed for by professional athletes in North America, was donated by Frederick Arthur, Lord Stanley of Preston and son of the Earl of Derby, in 1893. Lord Stanley purchased the trophy for 10 guineas (\$50 at the time) for presentation to the amateur hockey champions of Canada. Since 1910, when the National Hockey Association took possession of the Stanley Cup, the trophy has been the symbol of professional hockey supremacy. It has been competed for only by NHL teams since 1926 and has been under the exclusive control of the NHL since 1946.

2010-11 Winner: Boston Bruins

PRINCE OF WALES TROPHY



The club which advances to the Stanley Cup Finals as the winner of the Eastern Conference Championship is presented with this trophy.

2010-11 Winner: Boston Bruins

CLARENCE S. CAMPBELL BOWL



The club which advances to the Stanley Cup Finals as the winner of the Western Conference Championship is presented with this trophy.

2010-11 Winner: Vancouver Canucks

PRESIDENTS TROPHY



An annual award to the club finishing the regular season with the best overall record.

2010-11 Winner: Vancouver Canucks

HART MEMORIAL TROPHY



An annual award "to the player judged to be the most valuable to his team." Winner selected in poll by Professional Hockey Writers' Association in the 30 NHL cities at the end of the regular schedule.

2010-11 Winner: Corey Perry, Anaheim Ducks

ART ROSS TROPHY



An annual award "to the player who leads the league in scoring points at the end of the regular season."

2010-11 Winner: Daniel Sedin, Vancouver Canucks

JAMES NORRIS MEMORIAL TROPHY



An annual award "to the defensive player who demonstrated throughout the season the greatest all-round ability in the position." Winner selected in poll by Professional Hockey Writers' Association in the 30 NHL cities at the end of the regular season schedule.

2010-11 Winner: Nicklas Lidstrom, Detroit Red Wings

MAURICE ROCKET RICHARD TROPHY



The annual award to the league's top goal scorer, awarded for the first time in 1999-2000.

2010-11 Winner: Corey Perry, Anaheim Ducks

LESTER PATRICK TROPHY



An annual award "for outstanding service to hockey in the U.S." Eligible recipients are players, officials, coaches, executives and referees. Winner selected by the President of the NHL, an NHL Governor, a representative of the New York Rangers, a member of the Hockey Hall of Fame Builder's section, a member of the Hockey Hall of Fame Player's section, a member of the U.S. Hockey Hall of Fame, a member of the NHL Broadcasters' Assoc. and a member of the Professional Hockey Writers' Assoc. Each except the League President is rotated annually.

2010 Winner: Dave Andrews, Cam Neely, Jack Parker and Jerry York

VEZINA TROPHY



An annual award "to the goalkeeper judged to be the best at his position" as voted by the general managers of each of the 30 National Hockey League clubs.

2010-11 Winner: Tim Thomas, Boston Bruins

CALDER MEMORIAL TROPHY



An annual award "to the player selected as the most proficient in his first year of competition in the National Hockey League." Winner selected in poll by Professional Hockey Writers' Association in the 30 NHL cities at the end of the regular season schedule.

2010-11 Winner: Jeff Skinner, Carolina Hurricanes

CONN SMYTHE TROPHY



An annual award "to the most valuable player for his team in the playoffs." Winner selected by the Professional Hockey Writers' Association at the conclusion of the final game in the Stanley Cup Finals.

2010-11 Winner: Tim Thomas, Boston Bruins

LADY BYNG MEMORIAL TROPHY



An annual award "to the player judged to have exhibited the best type of sportsmanship and gentlemanly conduct combined with a high standard of playing ability." Winner selected in poll by the Professional Hockey Writers' Association in the 30 NHL cities at the end of the regular season schedule.

2010-11 Winner: Martin St. Louis, Tampa Bay Lightning

FRANK J. SELKE TROPHY



An annual award "to the forward who best excels in the defensive aspects of the game." Winner selected in poll by Professional Hockey Writers' Association in the 30 NHL cities at the end of the regular season schedule.

2010-11 Winner: Ryan Kesler, Vancouver Canucks

WILLIAM JENNINGS TROPHY



An annual award "to the goalkeeper(s) having played a minimum of 25 games for the team with the fewest goals scored against it." Winners selected on regular season play.

2010-11 Winner: Roberto Luongo and Cory Schneider, Vancouver Canucks

JACK ADAMS AWARD



An annual award presented by the National Hockey League Broadcasters' Association to "the NHL coach judged to have contributed the most to his team's success." Winner selected by poll among members of the NHL Broadcasters' Association at the end of the regular season.

2010-11 Winner: Dan Bylsma, Pittsburgh Penguins

BILL MASTERTON MEMORIAL TROPHY



An annual award under the trusteeship of the Professional Hockey Writers' Association to "the National Hockey League player who best exemplifies the qualities of perseverance, sportsmanship and dedication to hockey." Winner selected by poll among 30 chapters of the PHWA at the end of the regular season.

2010-11 Winner: Ian Laperriere, Philadelphia Flyers

KING CLANCY MEMORIAL TROPHY



An annual award "to the player who best exemplifies leadership qualities on and off the ice and has made a noteworthy humanitarian contribution in his community."

2010-11 Winner: Doug Weight, New York Islanders

TED LINDSAY AWARD



An annual award presented to the NHL's outstanding player as selected by the members of the National Hockey League Players' Association.

2010-11 Winner: Daniel Sedin, Vancouver Canucks

NHL PLUS-MINUS AWARD



An annual award "to the player, having played a minimum of six games, who leads the league in plus/minus statistics" at the end of the regular season.

2010-11 Winner: Zdeno Chara, Boston Bruins

WINNIPEG JETS
TrueNorth
FOUNDATION

The Winnipeg Jets True North Foundation will proudly carry on the community presence first established by the Manitoba Moose Yearling Foundation in October of 1996. The Foundation has long since operated as the charitable arm of True North's hockey club, now the Winnipeg Jets, as a non-profit organization which raises funds to support a variety of registered children's charities in Manitoba. Since inception as the Manitoba Moose Yearling Foundation, True North's charitable efforts have raised and disbursed over 2.5 million dollars.

Last season alone, the Foundation donated over \$232,000 to 18 different children's charities, organizations, and scholarships.

One of the highlights of last season was the continuation of the "Little Moose Youth Hockey Program" in partnership with Winnipeg Aboriginal Sport Achievement Centre (WASAC), E.H. Price and the River East, St. James and Winnipeg 1 School Divisions. Started in 2008/09, this program is funded by the Winnipeg Jets True North Foundation and introduces hockey basics to children across the city that otherwise are not able to participate in the game hockey.

The Winnipeg Jets True North Foundation operates under the direction of Executive Director, Dwayne Green, in partnership with a volunteer Board of Directors chaired by Mark Chipman.

MAJOR FUNDRAISERS OF THE WINNIPEG JETS TRUE NORTH FOUNDATION

GALA DINNER



The Winnipeg Jets True North Foundation hosts the Gala Dinner each and every year to entertain, encourage support, and reward those who donate to the Foundation. The Gala Dinner features a major entertainer every year to highlight the evening. Past performers have included country music singer Paul Brandt, the artistic and acrobatic show Cirque Le Masque, and Jim Cuddy, lead singer of Blue Rodeo. In 2011, the Gala Dinner raised over \$100,000 that supported all of the Foundation's affiliated local charities.

The next Gala Dinner is scheduled for Monday, March 12th, 2012, with further details about the event to be released at a later date.

50/50 DRAWS

Certain aspects of the live hockey experience stand out for fans, whether it's the crowd noise, concourse traffic, or an intermission hot dog. One of those highlights, a staple at MTS Centre hockey games, is the 50/50 Draw, which rewards one lucky ticket holder with half of the Draw's earnings at any given home game.

At just five dollars per ticket, fans get a chance to win a large cash prize while supporting the Winnipeg Jets True North Foundation. During the 2010/11 hockey season, True North was able to donate over \$80,000 to Hockey Manitoba for use in minor hockey programs across the province.



LITTLE MOOSE HOCKEY PROGRAM

The Little Moose Hockey Program is creating waves of change and achievement for innercity children. The Winnipeg Jets True North Foundation recognizes that challenges exist for many families to participate in the great game of hockey. As a response, the Little Moose Hockey Program was created to provide children with the chance to play hockey while surrounded by their peers and positive role models. In addition, Little Moose helps encourage academic achievement and increase children's sense of belonging within their school community.

Over 120 children currently participate in the program; an increase from 24 children in its initial year. The success of the Little Moose Hockey Program is due in large part to the support and encouragement that True North, E.H. Price and the Winnipeg Aboriginal Sport Achievement Centre (WASAC).



The Little Moose Hockey Program is currently entering its fourth hockey season and is preparing for a change in name accompanying the first season of the Winnipeg Jets Hockey Club.



AFTER SCHOOL MATTERS

The Winnipeg Jets True North Foundation is excited to enter into a partnership with the After School Matters program set to begin in 2012. After School Matters is a program that will provide apprenticeship and mentorship opportunities for high school students during after school hours.

Businesses, community organizations, and skilled professionals will provide intensive instruction to students in five areas: sports, science, technology, performing arts and communications. The program is to be launched in Winnipeg's core area and will expand to high needs areas throughout the province of Manitoba. As the first community partner of the After School Matters program, the Winnipeg Jets and True North Sports & Entertainment will provide kids with hands-on experience with sports, facility management, and marketing.

COMMITMENT TO THE COMMUNITY

The Winnipeg Jets Hockey Club is excited about the opportunity to put forward the continued emphasis on community initiatives that True North Sports & Entertainment has been able to sustain in Winnipeg formerly with the Manitoba Moose. The Jets will be present in the community by visiting schools, local hospitals & health centres, through numerous player and team mascot appearances, and by maintaining an open and interactive relationship with the team's supportive and passionate fanbase.





MTS CENTRE

As one of the modern jewels of downtown Winnipeg, MTS Centre stands as a testament to the perseverance and vision of a handful of men and women who wanted to bring Winnipeg to the forefront of the sports and entertainment industry. That handful of people began in 1996 with a concept in their heads and a drive in their hearts which developed that concept into the dynamic and successful True North Sports & Entertainment Limited.

True North's mandate was to develop, finance, and operate a new 15,000-seat multi-purpose sports and entertainment facility. The original mandate involved the Manitoba Moose as the primary tenant of the facility, but MTS Centre has since evolved into the current home of the Winnipeg Jets. Despite a variety of challenges during the developing stages of MTS Centre, all of which are typical with a project of this magnitude, the building was completed on time and on budget in the fall of 2004. Since opening its doors nearly seven years ago, MTS Centre has acted as a major catalyst in the redevelopment of downtown Winnipeg.

As True North's marquee entertainment facility, MTS Centre boasts excellent sightlines from every seat, superb acoustics for concerts, and the best ambience and amenities for sports of all kinds, including hockey, basketball, curling, lacrosse, and indoor soccer. Along with professional hockey and concerts, MTS Centre has hosted such events as an NBA exhibition game, professional bull-riding, Monster Jam, professional wrestling, and professional indoor soccer exhibitions, among others. Winnipeg's busiest entertainment venue can accommodate up to 17,000 concert-goers and can just as easily be curtained down to create an intimate concert setting for audiences as small as 2,500.

DIRECTIONS

FROM AIRPORT:

Head south on Wellington Avenue towards Administration Street... Turn right onto Flight Road and continue for 350 meters... Turn left onto Sargent Avenue and drive for 14 kilometers... Turn right onto St. James Street and drive for 2 kilometers... Turn left onto Portage Avenue (signs for Route 85 E/Trans-Canada Highway)... Continue to follow Portage Avenue for approximately 4.4 kilometers... MTS Centre will be on your right hand side.



BUDWEISER KING CLUB & BUDWEISER SPORTS LOUNGE

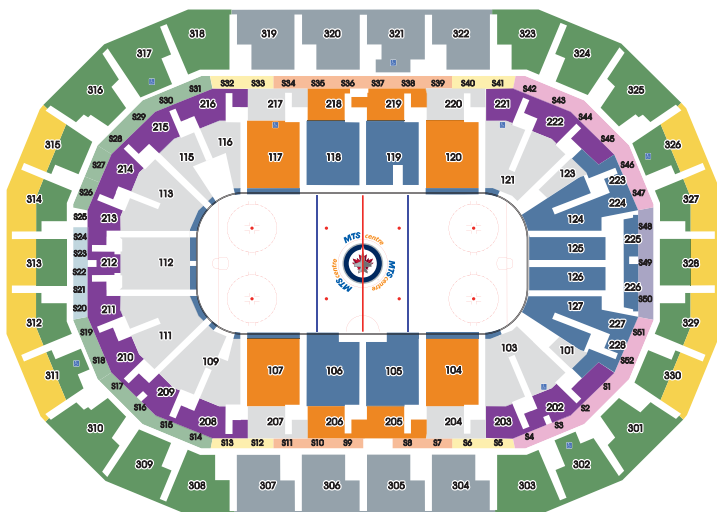
The Budweiser King Club, formerly named the John Labatt Lounge, is a premium seating club lounge at MTS Centre located at the north end of the lower bowl. The Budweiser King Club features exclusive bar service and restrooms accessible to spectators with seating in sections 124 to 127 and 223 to 228.

The MTS Centre also features the Budweiser Sports Lounge, which is a full service and fully licensed restaurant located at event level at the northeast corner of the building. The Budweiser Sports Lounge, formerly named the Exchange Restaurant & Beer Market, is open to all patrons prior to, during, and following events at MTS Centre. The menu is catered for event and game day dining, paired perfectly with your favourite Bud or Labatt product. Fans attending Winnipeg Jets home games this season are encouraged to hang out with Sports Radio 1290 as they host their pre and post game broadcasts live from the Budweiser Sports Lounge.

The Budweiser King Club and the Budweiser Sports Lounge will feature an exciting lineup of signature Bud and Labatt premium products.



MTS CENTRE SEATING CHART



MTS ICEPLEX

The vision of True North expanded beyond MTS Centre with the development of MTS Iceplex. That vision was realized in September of 2010 when the 172,000 square-foot multiplex opened its doors. MTS Iceplex is an advanced hockey facility equipped with four regulation sized ice sheets, training centre, and a licensed restaurant and lounge among other features. The four ice sheets provide over 23,000 hours of icetime to the Winnipeg and rural hockey community. A crowning achievement for MTS Iceplex occurred early on in the facility's operations as True North Sports & Entertainment hosted the Under-17 World Hockey Challenge at MTS Iceplex in 2011 and set attendance records for the Hockey Canada event.

MTS ICEPLEX

DIRECTIONS

FROM MTS CENTRE:

Head east on Portage Ave and continue for 14 km... After crossing under the overpass where the Perimeter Hwy meets Portage Ave, continue east until the first intersection... Turn slight right onto the service road that leads to Pointe West Auto Park, MTS Iceplex & Assiniboia Downs... Continue less than 1 km until arriving at MTS Iceplex on the right.

WINNIPEG JETS HOCKEY LEAGUE

The Winnipeg Jets Hockey League (WJHL) is the official adult recreational hockey league of MTS Iceplex. The WJHL is entering its second season of operation, previously named the Manitoba Moose Hockey League in its inaugural year. The WJHL offers regularly scheduled games, online recorded stats and standings, four available regulation sized NHL ice sheets, as well as in-game music before each game and during stoppages in play.

The WJHL offers icetime to players aged 18 and up and offers registration to over 75 teams for the 2011/12 winter hockey season. Spanning all seasons and 12 months of the year, the WJHL also offers spring and summer league seasons. All WJHL divisions bear the names of Winnipeg's hockey ambassadors including Joe Daley, Mike Keane, and Jimmy Roy.

For more information or to inquire about registration in the WJHL, please visit www.thewjhl.com



FOCUS FITNESS

The 5,500 square-foot facility features the latest in exercise and sports conditioning equipment. Located on the upper level of MTS Iceplex. Focus Fitness prides itself on accommodating athletes from all sports and all levels of fitness and performance.



Focus Fitness features Life Fitness treadmills and their Lemond spin bikes; swiss, medicine and BOSU balls; cable columns, free weights and Olympic lifting platforms; extreme balancing boards, agility ladders, bungee cords and resistance belts; and the Power Plyos TM Trainer. As well we incorporate proven old school tools and methods like: tractor tires, sleds, climbing ropes and kettle balls to ensure you are challenged to improve your total body strength and overall conditioning.



THE PRESS BOX RESTAURANT & SPORTS BAR

The Press Box Restaurant & Sports Bar provides perfect above-the-action sightlines facing the Winnipeg Free Press and Re/Max ice sheets, as well as a licensed bar and full menu restaurant. All of which meaning that the Press Box is a great place to take in the action or the perfect spot after it.



ST. JOHN'S ICECAPS HOCKEY CLUB
Suite 800 Cabot Place, 100 New Gower Street
St. John's, NL A1C 6K3
www.stjohnsicecaps.com
Twitter: @IceCapsAHL

DATE	OPPONENT	TIME	DATE	OPPONENT	TIME
OCTOBER			JANUARY		
Fri, Oct. 7	@ Providence	6:05 PM	Sat, Jan. 21	@ Portland	6:00 PM
Sat, Oct. 8	@ Manchester	6:00 PM	Sun, Jan. 22	@ Worcester	2:00 PM
Fri, Oct. 14	Hamilton	5:00 PM	Wed, Jan. 25	@ Bridgeport	6:00 PM
Sat, Oct. 15	Hamilton	5:00 PM	Fri, Jan. 27	@ Manchester	6:00 PM
Fri, Oct. 21	Bridgeport	5:00 PM	Sat, Jan. 28	@ Portland	6:00 PM
Sat, Oct. 22	Bridgeport	5:00 PM	FEBRUARY		
Tues, Oct. 25	Portland	5:00 PM	Fri, Feb. 9	Worcester	5:00 PM
Wed, Oct. 26	Portland	5:00 PM	Sat, Feb. 4	Worcester	5:00 PM
Sat, Oct. 29	@ Springfield	6:00 PM	Tues, Feb. 7	Providence	5:00 PM
Sun, Oct. 30	@ Providence	3:05 PM	Wed, Feb. 8	Providence	5:00 PM
NOVEMBER			Sat, Feb. 11	Binghamton	5:00 PM
Tues, Nov. 1	@ Worcester	6:00 PM	Sun, Feb. 12	Binghamton	1:30 PM
Fri, Nov. 4	@ Connecticut	6:00 PM	Fri, Feb. 17	@ Hamilton	6:30 PM
Sat, Nov. 5	@ Worcester	6:00 PM	Sat, Feb. 18	@ Toronto	2:00 PM
Sun, Nov. 6	@ Bridgeport	2:00 PM	Fri, Feb. 24	@ Hamilton	6:30 PM
Sat, Nov. 12	Connecticut	5:00 PM	Tues, Feb. 28	@ Binghamton	6:05 PM
Sun, Nov. 13	Connecticut	1:30 PM	MARCH		
Fri, Nov. 18	Norfolk	5:00 PM	Sat, Mar. 3	@ Syracuse	6:30 PM
Sat, Nov. 19	Norfolk	5:00 PM	Sun, Mar. 4	@ Binghamton	4:05 PM
Fri, Nov. 25	Toronto	5:00 PM	Tues, Mar. 6	@ W-B/Scranton	6:05 PM
Sat, Nov. 26	Toronto	5:00 PM	Fri, Mar. 8	Hershey	5:00 PM
DECEMBER			Sat, Mar. 10	Hershey	5:00 PM
Fri, Dec. 2	@ Hamilton	6:30 PM	Tues, Mar. 13	Hamilton	5:00 PM
Sun, Dec. 4	@ Toronto	12:00 PM	Wed, Mar. 14	Hamilton	5:00 PM
Tues, Dec. 6	Syracuse	5:00 PM	Sat, Mar. 17	Manchester	5:00 PM
Wed, Dec. 7	Syracuse	5:00 PM	Sun, Mar. 18	Manchester	1:30 PM
Fri, Dec. 9	Worcester	5:00 PM	Wed, Mar. 21	@ Hershey	6:00 PM
Sun, Dec. 11	Worcester	1:30 PM	Fri, Mar. 23	@ Syracuse	6:30 PM
Fri, Dec. 16	@ Manchester	6:00 PM	Sat, Mar. 24	@ W-B/Scranton	6:05 PM
Sat, Dec. 17	@ Portland	6:00 PM	Wed, Mar. 28	@ Norfolk	6:15 PM
Sun, Dec. 18	@ Portland	3:00 PM	Fri, Mar. 30	@ Norfolk	6:30 PM
Wed, Dec. 28	@ Hamilton	6:30 PM	Sat, Mar. 31	@ Hershey	6:00 PM
Sat, Dec. 31	@ Toronto	2:00 PM	APRIL		
JANUARY			Tues, Apr. 3	Portland	5:00 PM
Sun, Jan. 1	@ Toronto	2:00 PM	Wed, Apr. 4	Portland	5:00 PM
Fri, Jan. 6	Manchester	5:00 PM	Sat, Apr. 7	Springfield	5:00 PM
Sat, Jan. 7	Manchester	5:00 PM	Sun, Apr. 8	Springfield	1:30 PM
Tues, Jan. 10	Toronto	5:00 PM	Fri, Apr. 13	@ Worcester	6:30 PM
Wed, Jan. 11	Toronto	5:00 PM	Sat, Apr. 14	@ Springfield	6:00 PM
Sat, Jan. 14	W-B/Scranton	5:00 PM	Sun, Apr. 15	@ Manchester	2:00 PM
Sun, Jan. 15	W-B/Scranton	1:30 PM			
Fri, Jan. 20	@ Connecticut	6:00 PM			

All times central



2011-12 WINNIPEG JETS MEDIA GUIDE

TEAM HISTORY

JETS TEAM HISTORY

ALL-TIME RECORD BY OPPONENT

OVERALL RECORD BY OPPONENT

JETS VS.	GP	W	L	OT	GF	GA	PTS
Florida Panthers	68	37	19	12	211	179	86
Tampa Bay Lightning	68	28	25	15	193	220	71
Washington Capitals	68	27	30	11	199	224	85
Carolina Hurricanes	68	21	34	13	191	227	55
New York Rangers	44	24	16	4	131	130	52
Buffalo Sabres	44	23	16	5	131	163	51
New York Islanders	44	19	21	4	129	159	42
Boston Bruins	44	16	22	6	133	146	38
Ottawa Senators	44	18	24	2	140	172	38
Montreal Canadiens	44	15	23	6	98	131	36
Toronto Maple Leafs	42	16	22	4	104	156	36
New Jersey Devils	44	15	24	5	101	141	35
Philadelphia Flyers	44	11	27	6	112	161	28
Pittsburgh Penguins	44	11	28	5	115	162	27
Colorado Avalanche	15	7	5	3	40	46	17
Nashville Predators	15	6	6	3	42	48	15
St. Louis Blues	14	5	7	2	34	45	12
Anaheim Ducks	13	6	7	0	36	41	12
Columbus Blue Jackets	13	5	7	1	25	33	11
Calgary Flames	12	5	6	1	29	36	11
Los Angeles Kings	13	5	8	0	43	53	10
Detroit Red Wings	13	4	7	2	40	55	10
Edmonton Oilers	12	4	7	1	27	40	9
Chicago Blackhawks	11	3	5	3	30	36	9
Minnesota Wild	10	3	6	1	25	32	7
Vancouver Canucks	11	3	7	1	26	37	7
San Jose Sharks	13	2	9	2	26	46	6
Phoenix Coyotes	14	1	9	4	27	49	6
Dallas Stars	13	2	10	1	28	45	5
Totals	902	342	437	123	2,465	3,014	807

HOME RECORD BY OPPONENT

JETS VS.	GP	W	L	OT	PTS
Florida Panthers	34	19	8	7	45
Tampa Bay Lightning	34	18	8	8	44
Washington Capitals	34	18	12	4	40
Buffalo Sabres	22	14	4	4	32
New York Rangers	22	10	10	2	24
Carolina Hurricanes	34	7	20	7	21
Ottawa Senators	22	10	11	1	21
Boston Bruins	22	10	11	1	21
Montreal Canadiens	22	8	10	4	20
New York Islanders	22	8	11	3	19
Toronto Maple Leafs	21	8	11	2	18
Pittsburgh Penguins	22	7	13	2	16
New Jersey Devils	22	6	13	3	15
Philadelphia Flyers	22	5	14	3	13
Calgary Flames	7	5	1	1	11
Nashville Predators	8	4	1	3	11
St. Louis Blues	8	3	4	1	7
Colorado Avalanche	7	2	3	2	6
Columbus Blue Jackets	7	3	4	0	6
Los Angeles Kings	6	3	3	0	6
Chicago Blackhawks	7	2	3	2	6
Anaheim Ducks	6	2	4	0	4
Edmonton Oilers	5	2	3	0	4
Phoenix Coyotes	6	1	3	2	4
Vancouver Canucks	6	2	4	0	4
Detroit Red Wings	6	2	4	0	4
Minnesota Wild	5	2	3	0	4
Dallas Stars	6	1	4	1	3
San Jose Sharks	6	1	4	1	3
Totals	451	183	204	64	430

ROAD RECORD BY OPPONENT

JETS VS.	GP	W	L	OT	PTS
Florida Panthers	34	18	11	5	41
Carolina Hurricanes	34	14	14	6	34
New York Rangers	22	14	6	2	30
Tampa Bay Lightning	34	10	17	7	27
Washington Capitals	34	9	18	7	25
New York Islanders	22	11	10	1	23
New Jersey Devils	22	9	11	2	20
Buffalo Sabres	22	9	12	1	19
Toronto Maple Leafs	21	8	11	2	18
Boston Bruins	22	6	11	5	17
Ottawa Senators	22	8	13	1	17
Montreal Canadiens	22	7	13	2	16
Philadelphia Flyers	22	6	13	3	15
Pittsburgh Penguins	22	4	15	3	11
Colorado Avalanche	8	5	2	1	11
Anaheim Ducks	7	4	3	0	8
Detroit Red Wings	7	2	3	2	6
Columbus Blue Jackets	6	2	3	1	5
Edmonton Oilers	7	2	4	1	5
St. Louis Blues	6	2	3	1	5
Los Angeles Kings	7	2	5	0	4
Nashville Predators	7	2	5	0	4
Chicago Blackhawks	4	1	2	1	3
Minnesota Wild	5	1	3	1	3
San Jose Sharks	7	1	5	1	3
Vancouver Canucks	5	1	3	1	3
Dallas Stars	7	1	6	0	2
Phoenix Coyotes	8	0	6	2	2
Calgary Flames	5	0	5	0	0
Totals	451	159	233	59	377

OT - Includes Ties (1999-00 to 2003-04), Regulation Ties (1999-00) and Overtime Losses (2000-01 to 2003-04)

ALL-TIME SCORING LEADERS - TOP 50

	PLAYER	GP	G	A	PTS	PIM
1.	Ilya Kovalchuk	594	328	287	615	429
2.	Vyacheslav Kozlov	537	145	271	416	312
3.	Marian Hossa	222	108	140	248	146
4.	Marc Savard	184	63	133	196	262
5.	Dany Heatley	190	80	101	181	132
6.	Patrik Stefan	414	59	118	177	148
7.	Tobias Enstrom	318	26	145	171	178
8.	Bryan Little	282	68	81	149	95
9.	Ray Ferraro	223	56	91	147	245
10.	Todd White	221	43	93	136	84
11.	Rich Peverley	180	49	75	124	89
12.	Andrew Brunette	158	38	71	109	56
13.	Nik Antropov	152	40	68	108	86
14.	Yannick Tremblay	300	33	74	107	144
15.	Frantisek Kaberle	272	20	82	102	110
16.	Jim Slater	371	47	53	100	280
17.	Bobby Holik	228	41	55	96	255
18.	Andy Sutton	273	21	66	87	474
19.	Ron Hainsey	243	14	70	84	95
20.	Donald Audette	78	39	43	82	76
	Niclas Havelid	303	10	72	82	157
22.	Shawn McEachern	128	27	54	81	104
23.	Colby Armstrong	179	41	39	80	142
24.	Tony Hrkac	160	27	43	70	26
	Scott Mellanby	140	24	46	70	118
26.	Evander Kane	139	33	36	69	130
27.	Eric Perrin	159	19	49	68	62
28.	Chris Thorburn	313	25	40	65	162
29.	Hnat Domenichelli	130	29	32	61	56
	Maxim Afinogenov	82	24	37	61	46
31.	Zach Bogosian	199	24	35	59	137
	Greg de Vries	164	10	49	59	142
	Andrew Ladd	81	29	30	59	39
34.	Eric Boulton	377	22	34	56	639
35.	Dustin Byfuglien	81	20	33	53	93
	Daniel Tjernqvist	218	10	43	53	60
37.	Ronald Petrovicky	138	24	27	51	185
	Tomi Kallio	121	22	29	51	38
	Per Svartvadet	247	17	34	51	58
40.	Chris Tamer	339	12	38	50	503
41.	Serge Aubin	140	17	32	49	152
42.	Marty Reasoner	159	18	29	47	60
43.	J.P. Vigier	213	23	23	46	97
	Shean Donovan	144	22	24	46	105
	Niclas Bergfors	79	19	27	46	6
	Garnet Exelby	357	6	40	46	511
47.	Lubos Bartecko	108	20	23	43	38
48.	Steve Guolla	83	16	25	41	27
49.	Mark Recchi	53	12	28	40	20
50.	Peter Bondra	60	21	18	39	40
	Anthony Stewart	80	14	25	39	55

JETS TEAM HISTORY

ALL-TIME LEADERS

ALL-TIME LEADERS BY CATEGORY

Games

1. Ilya Kovalchuk	594
2. Vyacheslav Kozlov	537
3. Patrik Stefan	414
4. Eric Boulton.....	377
5. Jim Slater.....	371
6. Garnet Exelby	357
7. Chris Tamer	339
8. Tobias Enstrom	318
9. Chris Thorburn	313
10. Niclas Havelid	303

Penalty Minutes

1. Eric Boulton.....	639
2. Jeff Odgers	532
3. Garnet Exelby	511
4. Chris Tamer	503
5. Andy Sutton	474
6. Denny Lambert	434
7. Ilya Kovalchuk	429
8. Chris Thorburn	362
9. Vyacheslav Kozlov	312
10. Jim Slater.....	280

Multiple-Point Games

1. Ilya Kovalchuk	155
2. Vyacheslav Kozlov.....	94
3. Marian Hossa	74
4. Marc Savard	49
5. Dany Heatley	43
6. Ray Ferraro	31
Bryan Little	31
Patrik Stefan	31
9. Tobias Enstrom	30
Todd White	30

Power Play Points

1. Ilya Kovalchuk.....	243
2. Vyacheslav Kozlov.....	180
3. Marian Hossa	109
4. Marc Savard	88
5. Tobias Enstrom	87
6. Dany Heatley	69
7. Todd White	55
8. Yannick Tremblay.....	54
9. Ray Ferraro	49
10. Frantisek Kaberle	47

Even-Strength Points

1. Ilya Kovalchuk.....	366
2. Vyacheslav Kozlov.....	230
3. Patrik Stefan.....	138
4. Marian Hossa	125
5. Dany Heatley	110
6. Bryan Little	108
7. Marc Savard	104
8. Ray Ferraro	93
9. Jim Slater.....	92
10. Todd White	79
Tobias Enstrom	79

Shorthanded Points

1. Eric Perrin	14
Marian Hossa	14
3. Patrik Stefan	10
Marty Reasoner	8
5. Rich Peverley.....	9
6. Ilya Kovalchuk	6
Shawn McEachern	6
Brad Larsen	6
J.P. Vigier	6

Goals

1. Ilya Kovalchuk	328
2. Vyacheslav Kozlov.....	145
3. Marian Hossa	108
4. Dany Heatley	80
8. Bryan Little.....	68
5. Marc Savard	63
6. Patrik Stefan	59
7. Ray Ferraro	56
9. Rich Peverley	49
10. Jim Slater	47

Game-Winning Goals

1. Ilya Kovalchuk	40
2. Vyacheslav Kozlov	20
3. Marian Hossa	16
4. Dany Heatley	13
5. Rich Peverley.....	14
6. Marc Savard	11
7. Patrik Stefan	8
8. Bryan Little.....	7
Todd White.....	7
10. Nik Antropov.....	6
Andrew Brunette.....	6
Dustin Byfuglien.....	6
Yannick Tremblay.....	6

Multiple-Goal Games

1. Ilya Kovalchuk	46
2. Marian Hossa	21
3. Dany Heatley	13
4. Vyacheslav Kozlov.....	12
5. Bryan Little	9
Patrik Stefan	6
7. Donald Audette	5
Rich Peverley.....	7
Marc Savard	5

Power Play Goals

1. Ilya Kovalchuk.....	115
2. Vyacheslav Kozlov	51
3. Marian Hossa	39
4. Dany Heatley	31
5. Marc Savard	26
6. Ray Ferraro	23
7. Todd White	20
8. Bryan Little.....	19
9. Andrew Brunette.....	15
10. Tobias Enstrom.....	14

Even-Strength Goals

1. Ilya Kovalchuk.....	210
2. Vyacheslav Kozlov.....	93
3. Marian Hossa	57
4. Dany Heatley	48
5. Patrik Stefan	47
6. Bryan Little.....	47
7. Jim Slater	41
8. Colby Armstrong	36
9. Marc Savard	35
10. Ray Ferraro	33

Shorthanded Goals

1. Marian Hossa	12
2. Brad Larsen	5
3. Jim Slater	4
Colin Stuart	4
Andy Sutton	4
Rich Peverley.....	4

Assists

1. Ilya Kovalchuk	287
2. Vyacheslav Kozlov.....	271
3. Tobias Enstrom	145
4. Marian Hossa	140
5. Marc Savard	133
6. Patrik Stefan	118
7. Dany Heatley	101
8. Todd White.....	93
9. Ray Ferraro	91
10. Frantisek Kaberle	82

Shots

1. Ilya Kovalchuk	2,178
2. Vyacheslav Kozlov	1,211
3. Marian Hossa	910
10. Bryan Little	671
4. Patrik Stefan	564
5. Yannick Tremblay	554
6. Dany Heatley	537
7. Jim Slater	547
8. Bobby Holik	481
9. Marc Savard	472
10. Rich Peverley	442

Multiple-Assist Games

1. Vyacheslav Kozlov	49
2. Ilya Kovalchuk	48
3. Marc Savard	34
4. Marian Hossa	25
5. Ray Ferraro	18
6. Tobias Enstrom	23
7. Dany Heatley	15
Patrik Stefan	15
9. Nik Antropov	12
Rich Peverley	12

Power Play Assists

1. Ilya Kovalchuk	138
2. Vyacheslav Kozlov	133
5. Tobias Enstrom	75
3. Marian Hossa	70
4. Marc Savard	62
6. Yannick Tremblay	42
7. Frantisek Kaberle	40
8. Dany Heatley	38
9. Todd White	35
10. Andrew Brunette	28

Even-Strength Assists

1. Ilya Kovalchuk.....	156
2. Vyacheslav Kozlov.....	137
3. Patrik Stefan	91
4. Marc Savard	69
5. Tobias Enstrom	68
Marian Hossa	68
7. Dany Heatley	62
8. Bryan Little.....	61
9. Ray Ferraro	60
10. Todd White	58

Shorthanded Assists

1. Eric Perrin	11
2. Marty Reasoner	7
Patrik Stefan	7
Rich Peverley.....	5
4. Tobias Enstrom	4
Steve Guolla	4
Vyacheslav Kozlov	4
Shawn McEachern	4

ALL-TIME LEADERS BY CATEGORY

Points Per Game*

1. Marian Hossa	1.12
2. Marc Savard	1.07
3. Ilya Kovalchuk	1.03
4. Dany Heatley	0.95
5. Vyacheslav Kozlov	0.77
6. Maxim Afinogenov	0.74
7. Andrew Ladd	0.73
8. Nik Antropov	0.71
9. Rich Peverley	0.69
Andrew Brunette	0.69

Faceoff Wins

1. Patrik Stefan	2,583
2. Bobby Holik	2,468
3. Ray Ferraro	1,966
4. Marc Savard	1,964
5. Todd White	1,617

*minimum of 75 games

Goals Per Game*

1. Ilya Kovalchuk	0.55
2. Marian Hossa	0.49
3. Dany Heatley	0.42
4. Andrew Ladd	0.36
5. Marc Savard	0.34
6. Rich Peverley	0.27
Vyacheslav Kozlov	0.27
8. Dustin Byfuglien	0.25
Ray Ferraro	0.25
10. Andrew Brunette	0.24
Bryan Little	0.24
Evander Kane	0.24

Shifts

1. Ilya Kovalchuk	12,753
2. Vyacheslav Kozlov	11,670
3. Garnet Exelby	8,764
4. Patrik Stefan	8,484
5. Niclas Havelid	8,444

Assists Per Game*

1. Marc Savard	0.72
2. Marian Hossa	0.63
3. Dany Heatley	0.53
4. Vyacheslav Kozlov	0.50
5. Ilya Kovalchuk	0.48
6. Todd White	0.47
7. Tobias Enstrom	0.46
8. Nik Antropov	0.45
Andrew Brunette	0.45
10. Rich Peverley	0.42
Shawn McEachern	0.42
Todd White	0.42

Average Time On Ice*

1. Tobias Enstrom	23:29
2. Dustin Byfuglien	23:18
3. Niclas Havelid	22:52
4. Frantisek Kaberle	22:25
5. Greg de Vries	22:07

ALL-TIME LEADERS BY CATEGORY - DEFENSEMEN

Points

1. Tobias Enstrom	171
2. Yannick Tremblay	107
3. Frantisek Kaberle	102
4. Andy Sutton	87
5. Ron Hainsey	84
6. Niclas Havelid	82
7. Zach Bogosian	59
Greg DeVries	59
9. Dustin Byfuglien	53
Daniel Tjernqvist	53

Games

1. Garnet Exelby	357
2. Chris Tamer	339
7. Tobias Enstrom	318
3. Niclas Havelid	303
4. Yannick Tremblay	300
5. Andy Sutton	273
6. Frantisek Kaberle	272
7. Ron Hainsey	243
8. Daniel Tjernqvist	218
10. Zach Bogosian	199

Goals

1. Yannick Tremblay	33
5. Tobias Enstrom	26
4. Zach Bogosian	24
2. Andy Sutton	21
3. Frantisek Kaberle	20
6. Chris Tamer	12
Steve McCarthy	12
8. Ron Hainsey	14
Steve Staios	11
10. Greg DeVries	10
Niclas Havelid	10
Daniel Tjernqvist	10

Penalty Minutes

1. Garnet Exelby	511
2. Chris Tamer	503
3. Andy Sutton	474
4. Boris Valabik	210
5. Steve Staios	203
6. Niclas Havelid	184
7. Tobias Enstrom	178
9. Yannick Tremblay	144
8. Greg de Vries	142
10. Zach Bogosian	137

Assists

1. Tobias Enstrom	145
2. Frantisek Kaberle	82
3. Yannick Tremblay	74
4. Niclas Havelid	72
5. Ron Hainsey	70
6. Andy Sutton	66
7. Greg De Vries	49
8. Daniel Tjernqvist	43
9. Garnet Exelby	40
10. Chris Tamer	38

ALL-TIME GOALTENDING LEADERS

Games

1. Kari Lehtonen	204
2. Johan Hedberg	137
3. Pasi Nurminen	125
4. Ondrej Pavelec	119
5. Milan Hnilicka	117
6. Damian Rhodes	81
7. Norm Maracle	46
8. Byron Dafoe	35
9. Chris Mason	33

Goals-Against Average*

1. Pasi Nurminen	2.87
Kari Lehtonen	2.87
3. Ondrej Pavelec	3.03
4. Johan Hedberg	3.08
5. Milan Hnilicka	3.30

*minimum of 25 games

Wins

1. Kari Lehtonen	94
2. Johan Hedberg	57
3. Pasi Nurminen	48
4. Ondrej Pavelec	41
5. Milan Hnilicka	29
6. Damian Rhodes	14
8. Chris Mason	13
7. Michael Garnett	10
8. Byron Dafoe	9

Save Percentage*

1. Kari Lehtonen	91.2
2. Ondrej Pavelec	90.8
3. Pasi Nurminen	90.4
4. Ondrej Pavelec	90.2
5. Milan Hnilicka	90.1

Overtime Losses/Ties

1. Kari Lehtonen	17
2. Ondrej Pavelec	16
3. Johan Hedberg	14
4. Milan Hnilicka	13
5. Pasi Nurminen	12

Shutouts

1. Kari Lehtonen	14
2. Ondrej Pavelec	6
3. Milan Hnilicka	5
Pasi Nurminen	5
5. Johan Hedberg	4
6. Michael Garnett	2

JETS TEAM HISTORY

ALL-TIME LEADERS

LONGEST POINT-SCORING STREAKS

Player	Games	Season	Dates	Total Points (Goals, Assists)
Marian Hossa	11	2006-07	2/17-3/12	18 (7 goals, 11 assists)
Ilya Kovalchuk	10	2007-08	12/27-1/15	16 (8 goals, 8 assists)
Ilya Kovalchuk	10	2009-10	12/10-12/28	15 (7 goals, 8 assists)
Vyacheslav Kozlov	9	2005-06	10/25-11/12	14 (3 goals, 11 assists)
Marc Savard	9	2005-06	12/26-1/11	14 (5 goals, 9 assists)
Todd White	9	2008-09	3/6-3/21	10 (3 goals, 7 assists)
Ilya Kovalchuk	8	2005-06	12/30-1/13	18 (11 goals, 7 assists)
Ilya Kovalchuk	8	2006-07	10/14-10/30	15 (9 goals, 6 assists)
Marc Savard	8	2002-03	3/22-4/5	14 (5 goals, 9 assists)
Peter Bondra	8	2005-06	11/7-11/18	14 (7 goals, 7 assists)
Marian Hossa	8	2006-07	11/1-11/7	14 (6 goals, 8 assists)
Vyacheslav Kozlov	8	2008-09	3/8-3/21	12 (4 goals, 8 assists)
Rich Peverley	8	2009-10	10/16-11/3	12 (5 goals, 7 assists)
Marc Savard	8	2005-06	3/30-4/13	11 (2 goals, 9 assists)
Todd White	8	2008-09	12/12-12/28	11 (5 goals, 6 assists)
Ilya Kovalchuk	8	2003-04	11/25-12/10	8 (3 goals, 5 assists)
Dany Heatley	7	2002-03	3/26-4/6	16 (7 goals, 9 assists)
Ilya Kovalchuk	7	2008-09	2/24-3/12	15 (6 goals, 9 assists)
Donald Audette	7	2000-01	10/7-10/25	14 (7 goals, 7 assists)
Ilya Kovalchuk	7	2005-06	11/18-11/29	14 (6 goals, 8 assists)
Ilya Kovalchuk	7	2003-04	10/18-10/31	13 (9 goals, 4 assists)
Marc Savard	7	2003-04	10/18-10/31	12 (4 goals, 8 assists)
Ilya Kovalchuk	7	2005-06	4/1-4/13	12 (7 goals, 5 assists)
Vyacheslav Kozlov	7	2003-04	11/29-12/12	11 (6 goals, 5 assists)
Ilya Kovalchuk	7	2005-06	12/6-12/22	11 (5 goals, 6 assists)
Marc Savard	7	2005-06	12/6-12/22	11 (4 goals, 7 assists)
Todd White	7	2008-09	2/15-2/28	11 (3 goals, 8 assists)
Ilya Kovalchuk	7	2003-04	3/12-3/24	10 (3 goals, 7 assists)
Colby Armstrong	7	2008-09	3/21-4/5	10 (3 goals, 7 assists)
Donald Audette	7	2000-01	1/29-2/13	8 (4 goals, 4 assists)
Dany Heatley	7	2003-04	2/12-3/6	8 (4 goals, 4 assists)

LONGEST GOAL-SCORING STREAKS

Player	Games	Season	Dates	Goals
Ilya Kovalchuk	7	2005-06	1/1-1/13	11
Ilya Kovalchuk	6	2008-09	2/8-2/19	9
Ilya Kovalchuk	6	2006-07	10/21-10/30	8
Ilya Kovalchuk	5	2005-06	4/1-4/8	6
Maxim Afinogenov	5	2009-10	11/12-11/21	6
Vyacheslav Kozlov	5	2003-04	12/3-12/12	5
Ilya Kovalchuk	5	2008-09	3/21-4/1	5
Ilya Kovalchuk	4	2007-08	11/1-11/9	8
Ilya Kovalchuk	4	2003-04	10/18-10/25	8
Bryan Little	4	2008-09	12/23-12/30	7
Marian Hossa	4	2006-07	10/14-10/23	6
Ilya Kovalchuk	4	2006-07	1/20-1/30	6
Marian Hossa	4	2007-08	11/9-11/16	6
Marc Savard	4	2005-06	11/24-11/29	5
Ilya Kovalchuk	4	2007-08	11/29-12/5	5
Ilya Kovalchuk	4	2007-08	11/13-11/21	5
Ilya Kovalchuk	4	2008-09	2/24-3/3	5
Vyacheslav Kozlov	4	2008-09	10/30-11/6	5
Nik Antropov	4	2009-10	12/16-12/21	5
Nik Antropov	4	2009-10	3/14-3/20	5
Andrew Ladd	4	2010-11	2/13-2/23	5
Ilya Kovalchuk	4	2001-02	10/23-10-30	4
Ilya Kovalchuk	4	2001-02	1/13-1/19	4
J.P. Vigier	4	2003-04	11/29-12/5	4
Ilya Kovalchuk	4	2003-04	2/16-2/21	4
Peter Bondra	4	2005-06	11/1-11/19	4
Marian Hossa	4	2005-06	11/5-11/12	4
Slava Kozlov	4	2006-07	12/21-12/27	4
Ilya Kovalchuk	4	2006-07	3/31-4/7	4
Ilya Kovalchuk	4	2007-08	1/6-1/12	4
Bryan Little	4	2008-09	2/15-2/21	4
Ilya Kovalchuk	4	2009-10	12/21-12/28	4
Colby Armstrong	4	2009-10	12/9-12/14	4
Niclas Bergfors	4	2010-11	10/27-11/3	4

LONGEST ASSIST STREAKS

Player	Games	Season	Dates	Assists
Todd White	8	2007-08	12/27-1/10	8
Vyacheslav Kozlov	7	2005-06	10/29-11/12	10
Todd White	7	2008-09	2/15-2/28	8
Marc Savard	6	2005-06	11/9-11/19	14
Vyacheslav Kozlov	6	2002-03	3/28-4/6	10
Dany Heatley	6	2002-03	11/23-12/6	9
Tobias Enstrom	6	2009-10	12/12-12/21	9
Donald Audette	6	2000-01	10/7-10/21	7
Marc Savard	6	2003-04	12/1-12/12	7
Colby Armstrong	6	2008-09	3/21-4/3	7
Ilya Kovalchuk	6	2009-10	12/10-12/19	6
Marian Hossa	5	2005-06	1/2-1/11	8
Marc Savard	5	2005-06	1/1-1/7	8
Marian Hossa	5	2006-07	11/3-11/10	8
Nik Antropov	5	2009-10	10/22-11/3	8
Vyacheslav Kozlov	5	2002-03	11/19-11/28	7
Andrew Brunette	5	2000-01	12/2-12/9	7
Shawn McEachern	5	2003-04	2/27-3/5	6
Rich Peverley	5	2010-11	10/22-11/3	6
Andrew Brunette	5	2000-01	10/11-10/21	5
Dany Heatley	5	2002-03	10/11-10/19	5
Serge Aubin	5	2003-04	11/2-1/11	5
Keith Tkachuk	5	2006-07	3/29-4/7	5
Tobias Enstrom	5	2010-11	11/21-11/30	5

SINGLE SEASON LEADERS BY CATEGORY

Points

1. Marian Hossa.....	100	(2006-07)
2. Ilya Kovalchuk.....	98	(2005-06)
3. Marc Savard.....	97	(2005-06)
4. Marian Hossa.....	92	(2005-06)
5. Ilya Kovalchuk.....	91	(2008-09)

Penalty Minutes

1. Jeff Odgers.....	226	(2000-01)
2. Denny Lambert.....	219	(1999-00)
3. Denny Lambert.....	215	(2000-01)
4. Francis Lessard.....	181	(2003-04)
5. Eric Boulton.....	176	(2008-09)

Average Ice Time*

1. Nicas Havelid.....	25:16	(2006-07)
2. Tobias Enstrom.....	24:28	(2007-08)
3. Nicas Havelid.....	24:25	(2005-06)
4. Ilya Kovalchuk.....	23:41	(2003-04)
Tobias Enstrom.....	23:41	(2010-11)

Multiple-Point Games

1. Marian Hossa.....	32	(2006-07)
2. Ilya Kovalchuk.....	27	(2008-09)
3. Ilya Kovalchuk.....	26	(2005-06)
Marc Savard.....	26	(2005-06)
5. Marian Hossa.....	25	(2005-06)
Dany Heatley.....	25	(2002-03)

Power Play Points

1. Ilya Kovalchuk.....	56	(2005-06)
2. Marc Savard.....	48	(2005-06)
3. Marian Hossa.....	44	(2006-07)
4. Vyacheslav Kozlov.....	43	(2008-09)
5. Marian Hossa.....	39	(2005-06)

Even-Strength Points

1. Ilya Kovalchuk.....	55	(2007-08)
2. Ilya Kovalchuk.....	54	(2008-09)
3. Marian Hossa.....	52	(2006-07)
4. Ilya Kovalchuk.....	52	(2003-04)
5. Dany Heatley.....	49	(2002-03)

Shorthanded Points

1. Eric Perrin.....	10	(2007-08)
2. Marian Hossa.....	8	(2005-06)
3. Marty Reasoner.....	6	(2008-09)
4. Rich Peverley.....	5	(2009-10)
Shawn McEachern.....	5	(2003-04)

Goals

1. Ilya Kovalchuk.....	52	(2007-08)
Ilya Kovalchuk.....	52	(2005-06)
3. Ilya Kovalchuk.....	43	(2008-09)
Marian Hossa.....	43	(2006-07)
5. Ilya Kovalchuk.....	42	(2006-07)

Shots

1. Dustin Byfuglien.....	347	(2010-11)
2. Ilya Kovalchuk.....	341	(2003-04)
3. Marian Hossa.....	341	(2005-06)
4. Marian Hossa.....	340	(2006-07)
5. Ilya Kovalchuk.....	336	(2006-07)

Plus/Minus Rating

1. Marian Hossa.....	+18	(2006-07)
2. Marian Hossa.....	-17	(2005-06)
3. Rich Peverley.....	+16	(2008-09)
4. Tobias Enstrom.....	-14	(2008-09)
Vyacheslav Kozlov.....	-14	(2005-06)

Multiple-Goal Games

1. Marian Hossa.....	10	(2006-07)
Ilya Kovalchuk.....	10	(2005-06)
Dany Heatley.....	10	(2002-03)
4. Ilya Kovalchuk.....	8	(2007-08)
5. Marian Hossa.....	7	(2005-06)

Power Play Goals

1. Ilya Kovalchuk.....	27	(2005-06)
2. Dany Heatley.....	19	(2002-03)
3. Ilya Kovalchuk.....	18	(2006-07)
4. Marian Hossa.....	17	(2006-07)
5. Ilya Kovalchuk.....	16	(2007-08)
Ilya Kovalchuk.....	16	(2003-04)

Even-Strength Goals

1. Ilya Kovalchuk.....	34	(2007-08)
2. Ilya Kovalchuk.....	31	(2008-09)
3. Ilya Kovalchuk.....	29	(2002-03)
4. Ilya Kovalchuk.....	25	(2005-06)
5. Ilya Kovalchuk.....	24	(2006-07)
Ilya Kovalchuk.....	24	(2003-04)

Shorthanded Goals

1. Marian Hossa.....	7	(2005-06)
2. Chris Thorburn.....	3	(2009-10)
Colin Stuart.....	3	(2008-09)
Pascal Dupuis.....	3	(2007-08)
Marian Hossa.....	3	(2006-07)
Brad Larsen.....	3	(2005-06)
Shean Donovan.....	3	(2000-01)

Assists

1. Marc Savard.....	69	(2005-06)
2. Marian Hossa.....	57	(2006-07)
3. Marian Hossa.....	53	(2005-06)
4. Vyacheslav Kozlov.....	52	(2006-07)
5. Todd White.....	51	(2008-09)

Shooting Percentage**

1. Andrew Brunette.....	21.5	(1999-00)
2. Ilya Kovalchuk.....	18.4	(2007-08)
3. Bryan Little.....	18.0	(2008-09)
4. Tony Hrkac.....	17.8	(2001-02)
5. Ilya Kovalchuk.....	17.3	(2009-10)

Game-Winning Goals

1. Vyacheslav Kozlov.....	8	(2006-07)
2. Rich Peverley.....	7	(2009-10)
Ilya Kovalchuk.....	7	(2006-07)
Ilya Kovalchuk.....	7	(2005-06)
Marian Hossa.....	7	(2005-06)

Multiple-Assist Games

1. Marc Savard.....	21	(2005-06)
2. Marian Hossa.....	13	(2005-06)
3. Marian Hossa.....	12	(2006-07)
Vyacheslav Kozlov.....	12	(2006-07)
Vyacheslav Kozlov.....	12	(2002-03)

Power Play Assists

1. Marc Savard.....	36	(2005-06)
2. Vyacheslav Kozlov.....	31	(2008-09)
3. Vyacheslav Kozlov.....	29	(2006-07)
Ilya Kovalchuk.....	29	(2005-06)
5. Marian Hossa.....	27	(2006-07)

Even-Strength Assists

1. Marc Savard.....	31	(2005-06)
2. Nik Antropov.....	30	(2009-10)
Ray Ferraro.....	30	(2000-01)
4. Todd White.....	29	(2008-09)
Marian Hossa.....	29	(2006-07)
Vyacheslav Kozlov.....	29	(2005-06)
Dany Heatley.....	29	(2001-02)

Shorthanded Assists

1. Eric Perrin.....	8	(2007-08)
2. Marty Reasoner.....	5	(2008-09)
3. Shawn McEachern.....	4	(2003-04)
4. Rich Peverley.....	3	(2009-10)
Steve Guolla.....	3	(2000-01)

SINGLE SEASON GOALTENDING LEADERS BY CATEGORY

Games Played

1. Kari Lehtonen.....	68	(2006-07)
2. Pasi Nurminen.....	64	(2003-04)
3. Milan Hnilicka.....	60	(2001-02)
4. Ondrej Pavelec.....	58	(2010-11)
5. Pasi Nurminen.....	52	(2002-03)

Minutes

1. Kari Lehtonen.....	3,934	(2006-07)
2. Pasi Nurminen.....	3,738	(2003-04)
3. Milan Hnilicka.....	3,367	(2001-02)
4. Ondrej Pavelec.....	3,225	(2010-11)
5. Pasi Nurminen.....	2,856	(2002-03)

Wins

1. Kari Lehtonen.....	34	(2006-07)
2. Pasi Nurminen.....	25	(2003-04)
3. Johan Hedberg.....	21	(2009-10)
Pasi Nurminen.....	21	(2002-03)
Ondrej Pavelec.....	21	(2010-11)

Goals-Against Average*

1. Johan Hedberg.....	2.62	(2009-10)
2. Ondrej Pavelec.....	2.73	(2010-11)
3. Pasi Nurminen.....	2.77	(2003-04)
4. Kari Lehtonen.....	2.79	(2006-07)
5. Pasi Nurminen.....	2.88	(2002-03)

Shutouts

1. Kari Lehtonen.....	4	(2007-08)
Kari Lehtonen.....	4	(2006-07)
Ondrej Pavelec.....	4	(2010-11)
4. Johan Hedberg.....	3	(2009-10)
Kari Lehtonen.....	3	(2008-09)
Pasi Nurminen.....	3	(2003-04)
Milan Hnilicka.....	3	(2001-02)

Save Percentage*

1. Kari Lehtonen.....	.916	(2007-08)
2. Johan Hedberg.....	.915	(2009-10)
3. Ondrej Pavelec.....	.914	(2010-11)
4. Kari Lehtonen.....	.912	(2006-07)
5. Kari Lehtonen.....	.911	(2008-09)

* Minimum 20 games
** Minimum 100 shots

JETS TEAM HISTORY

ALL-TIME HAT TRICKS

ALL-TIME HAT TRICKS

JETS (32)

Date	Player	Opponent	Points	Result	All-Time Record
12/18/10	Eric Boulton	New Jersey	3-0-3	W 7-1	26-3-3
10/15/10	Anthony Stewart	at Anaheim	3-0-3	SOW 5-4	25-3-3
2/15/09	Ilya Kovalchuk	at Anaheim	3-1-4	W 8-4	24-3-3
12/26/08	Bryan Little	Carolina	3-0-3	L 4-5	23-3-3
3/13/08	Ilya Kovalchuk	Calgary	3-1-4	W 6-4	23-2-3
1/15/08	Marian Hossa	at Detroit	3-0-3	W 5-1	22-2-3
11/3/07	Ilya Kovalchuk	at Tampa Bay	3-1-4	W 6-4	21-2-3
11/1/07	Ilya Kovalchuk	at Ottawa	3-0-3	L 4-6	20-2-3
1/16/07	Marian Hossa	Los Angeles	3-0-3	W 6-2	20-1-3
11/30/06	Marian Hossa	Toronto	3-1-4	W 5-0	19-1-3
11/8/06	Vyacheslav Kozlov	Ottawa	3-0-3	W 5-4	18-1-3
11/6/06	Ilya Kovalchuk	Boston	3-1-4	W 5-3	17-1-3
10/23/06	Ilya Kovalchuk	at Florida	3-1-4	W 6-3	16-1-3
1/6/06	Ilya Kovalchuk	Pittsburgh	3-0-3	W 6-4	15-1-3
1/2/06	Slava Kozlov	Ottawa	3-1-4	W 8-3	14-1-3
12/9/05	Ronald Petrovicky	Columbus	3-0-3	W 5-2	13-1-3
11/11/05	Ilya Kovalchuk	Tampa Bay	4-0-4	W 5-2	12-1-3
10/23/03	Ilya Kovalchuk	Nashville	3-0-3	W 4-2	11-1-3
10/18/03	Ilya Kovalchuk	Chicago	3-0-3	W 7-2	10-1-3
4/6/03	Kamil Piroso	Tampa Bay	3-1-4	W 6-2	9-1-3
1/25/03	Dany Heatley	at NY Rangers	3-0-3	W 4-1	8-1-3
1/13/03	Dany Heatley	at Philadelphia	3-0-3	W 7-4	7-1-3
12/6/02	Ilya Kovalchuk	at Washington	3-2-5	OTL 6-7	6-1-3
10/10/02	Shawn McEachern	Florida	3-0-3	OTL 4-5	6-1-2
1/19/02	Pascal Rheaume	at Florida	4-1-5	W 6-1	6-1-1
2/13/01	Ray Ferraro	Buffalo	3-0-3	W 5-4	5-1-1
12/9/00	Donald Audette	at NY Islanders	3-1-4	W 5-2	4-1-1
12/4/00	Ray Ferraro	Boston	3-0-3	W 5-4	3-1-1
11/29/00	Shean Donovan	Detroit	3-0-3	L 4-6	2-1-1
11/4/00	Tomi Kallio	at Boston	3-1-4	W 8-3	2-0-1
10/21/00	Donald Audette	at Ottawa	3-1-4	T 6-6	1-0-1
11/22/99	Dean Sylvester	Vancouver	3-1-4	W 6-3	1-0-0

OPPONENTS (39)

Date	Player	Opponent	Points	Results	All-Time Record
3/12/11	Ville Leino	at Philadelphia	3-0-3	W 5-4	1-36-2
2/19/11	Taylor Hall	at Edmonton	3-0-3	L 3-5	0-36-2
12/2/10	Sidney Crosby	at Pittsburgh	3-0-0	L 2-3	0-35-2
11/13/10	Evgeni Malkin	Pittsburgh	3-1-4	L 2-4	0-34-2
10/30/10	Jay McClement	at St. Louis	3-0-3	L 3-4	0-33-2
10/23/10	Alexander Semin	at Washington	3-0-3	L 3-4	0-32-2
10/22/10	Steven Stamkos	Tampa Bay	3-1-4	L 2-5	0-31-2
1/21/10	Eric Staal	Carolina	3-0-3	L 2-5	0-30-2
12/10/09	Daniel Sedin	at Vancouver	3-0-3	L 2-4	0-29-2
12/3/09	Matt Moulson	NY Islanders	3-0-3	L 1-4	0-28-2
12/26/08	Eric Staal	Carolina	3-0-3	L 4-5	0-27-2
10/25/08	Milan Lucic	at Boston	3-1-4	L 4-5	0-26-2
1/18/08	Drew Stafford	at Buffalo	3-2-5	L 1-10	0-25-2
1/18/08	Derek Roy	at Buffalo	3-1-4	L 1-10	0-24-2
3/23/07	Jonathan Cheechoo	San Jose	3-1-4	L 1-5	0-23-2
12/15/07	Alexander Ovechkin	Washington	3-0-3	L 2-3	0-22-2
12/7/06	Vincent Lecavalier	at Tampa Bay	3-2-5	L 0-8	0-21-2
1/19/06	Luc Robitaille	at Los Angeles	3-0-3	L 6-8	0-20-2
11/5/05	Simon Gagne	at Philadelphia	3-1-4	L 3-4	0-19-2
10/14/05	Jeff O'Neill	Toronto	3-1-4	L 1-9	0-18-2
2/16/04	Miroslav Satan	at Buffalo	4-0-4	L 2-7	0-17-2
1/16/04	Jeff O'Neill	Carolina	3-0-3	L 3-4	0-16-2
11/7/03	David Vyborny	at Columbus	3-0-3	L 2-4	0-15-2
1/11/03	Jason Blake	at NY Islanders	3-1-4	L 3-7	0-14-2
1/2/03	Marian Hossa	at Ottawa	4-1-5	L 1-8	0-13-2
12/23/02	Alexander Mogilny	at Toronto	3-1-4	L 1-5	0-12-2
4/3/02	Steve Reinprecht	at Colorado	3-1-4	L 0-6	0-11-2
1/8/02	Jiri Dopita	at Philadelphia	4-1-5	L 4-7	0-10-2

ALL-TIME HAT TRICKS (CONT.)

OPPONENTS (39)

Date	Player	Opponent	Points	Result	All-Time Record
12/21/01	Erik Cole	at Carolina	3-0-3	OTL 4-5	0-9-2
11/18/01	Eric Lindros	at NY Rangers	3-1-4	L 2-6	0-9-1
11/13/01	Marian Gaborik	at Minnesota	3-0-3	L 2-4	0-8-1
3/16/01	Tyler Wright	Columbus	3-0-3	L 0-3	0-7-1
3/14/01	Martin Havlat	at Ottawa	3-1-4	L 1-8	0-6-1
2/21/01	Shane Willis	at Carolina	3-0-3	L 3-6	0-5-1
2/10/01	Pavel Bure	Florida	4-1-5	L 3-7	0-4-1
12/15/00	Pierre Turgeon	St. Louis	3-0-3	L 3-6	0-3-1
10/21/00	Andreas Dackell	at Ottawa	3-0-3	T 6-6	0-2-1
3/13/00	Ryan Smyth	Edmonton	3-0-3	L 0-3	0-2-0
1/24/00	Petr Nedved	NY Rangers	3-0-3	L 3-6	0-1-0

ALL-TIME SHUTOUTS

JETS (46)

Date	Player	Opponent	Saves	Score
4/7/11	Ondrej Pavelec	at NY Rangers	29	3-0
3/31/11	Chris Mason	at Philadelphia	43	1-0
1/26/11	Ondrej Pavelec	Washington	36	1-0
11/26/10	Ondrej Pavelec	Montreal	25	3-0
11/19/10	Ondrej Pavelec	Washington	29	5-0
4/10/10	Johan Hedberg	Pittsburgh	33	1-0
3/27/10	Johan Hedberg	at Carolina	34	4-0
11/28/09	Johan Hedberg	Philadelphia	34	1-0
11/25/09	Ondrej Pavelec	at Detroit	40	2-0
11/13/09	Ondrej Pavelec	Los Angeles	38	7-0
3/10/09	Kari Lehtonen	at Colorado	35	3-0
3/6/09	Kari Lehtonen	Montreal	25	2-0
1/8/09	Kari Lehtonen	at New Jersey	29	4-0
3/31/08	Kari Lehtonen	at Tampa Bay	36	2-0
2/2/08	Kari Lehtonen	at Washington	36	2-0
12/29/07	Kari Lehtonen	Boston	26	5-0
12/1/07	Kari Lehtonen	at NY Islanders	33	4-0
11/16/07	Johan Hedberg	at Carolina	31	3-0
11/30/06	Kari Lehtonen	Toronto	36	5-0
11/25/06	Kari Lehtonen	Florida	37	1-0
10/9/06	Kari Lehtonen	at Tampa Bay	34	1-0
10/7/06	Kari Lehtonen	Florida	36	5-0
3/20/06	Kari Lehtonen	Buffalo	20	5-0
1/13/06	Kari Lehtonen	St. Louis	37	2-0
12/26/05	Michael Garnett	Montreal	36	4-0
12/23/05	Michael Garnett	at New Jersey	29	1-0
11/12/05	Dunham/Berkhoel	at Carolina	5/14	9-0
11/9/05	Mike Dunham	Pittsburgh	26	5-0
3/27/04	Kari Lehtonen	at Florida	30	3-0
3/15/04	Pasi Nurminen	Carolina	31	1-0
11/23/03	Pasi Nurminen	Phoenix	21	1-0
10/16/03	Pasi Nurminen	at NY Rangers	29	0-0
1/15/03	Pasi Nurminen	Montreal	23	1-0
12/16/02	Pasi Nurminen	Toronto	30	1-0
3/12/02	Milan Hnilicka	Colorado	23	2-0
1/11/02	Milan Hnilicka	Calgary	37	1-0
10/26/01	Milan Hnilicka	Washington	37	1-0
3/22/01	Milan Hnilicka	at Tampa Bay	29	2-0
11/15/00	Milan Hnilicka	Nashville	37	1-0
1/14/00	Norm Maracle	Philadelphia	26	1-0
10/14/99	Damian Rhodes	at NY Islanders	20	2-0

JETS TEAM HISTORY

ALL-TIME SHUTOUTS

ALL-TIME SHUTOUTS (CONT.)

OPPONENTS (67)

Date	Player	Opponent	Saves	Score
11/4/10	Mathieu Garon	Columbus	25	3-0
4/6/10	Martin Brodeur	New Jersey	19	3-0
3/23/10	Tuukka Rask	Boston	27	4-0
1/18/10	Tomas Vokoun	at Florida	27	1-0
12/30/09	Tuukka Rask	at Boston	18	4-0
1/31/09	Cam Ward	at Carolina	19	2-0
1/27/09	Marty Turco	at Dallas	25	2-0
11/22/08	Steve Mason	Columbus	15	2-0
10/28/08	Antero Niittymaki	Philadelphia	24	7-0
10/16/08	Martin Brodeur	New Jersey	25	1-0
1/22/08	Henrik Lundqvist	at NY Rangers	14	4-0
12/26/07	Pascal Leclaire	at Columbus	21	2-0
12/14/07	Vesa Toskala	Toronto	24	4-0
11/24/07	Marc-Andre Fleury	at Pittsburgh	28	5-0
11/23/07	Martin Brodeur	New Jersey	22	3-0
10/25/07	Dan Ellis	at Nashville	20	3-0
10/16/07	Martin Biron	at Philadelphia	31	4-0
10/11/07	Ryan Miller	at Buffalo	20	6-0
12/16/06	Rick DiPietro	at NY Islanders	37	6-0
12/7/06	Marc Denis	at Tampa Bay	21	8-0
1/21/06	John Grahame	Tampa Bay	20	2-0
12/1/05	Mikael Tellqvist	Toronto	28	4-0
10/20/05	John Grahame	Tampa Bay	15	6-0
10/12/05	Yann Danis	Montreal	32	2-0
10/5/05	Roberto Luongo	at Florida	34	2-0
3/26/04	Scott Clemmensen	New Jersey	18	5-0
3/9/04	Mike Dunham	NY Rangers	25	2-0
1/24/04	Rick DiPietro	NY Islanders	25	3-0
12/16/03	Maxime Ouellet	Washington	37	5-0
12/18/03	Martin Brodeur	New Jersey	15	3-0
11/15/03	Jeff Hackett	at Philadelphia	24	4-0
10/16/03	Mike Dunham	at NY Rangers	30	0-0
2/25/03	Dan Cloutier	at Vancouver	23	8-0
2/19/03	John Grahame	at Tampa Bay	27	2-0
12/28/02	John Grahame	Boston	29	1-0
12/14/02	Brent Johnson	at St. Louis	32	4-0
12/8/02	Tommy Salo	Edmonton	15	3-0
11/7/02	Jocelyn Thibault	at Chicago	17	5-0
10/29/02	Felix Potvin	Los Angeles	25	4-0
4/3/02	Patrick Roy	at Colorado	24	6-0
3/8/02	Byron Dafee	Boston	21	3-0
2/12/02	Brent Johnson	at St. Louis	11	3-0
1/30/02	Curtis Joseph	Toronto	17	6-0
1/22/02	Olie Kolzig	Washington	27	3-0
11/10/01	Olie Kolzig	at Washington	34	3-0
11/8/01	Martin Biron	at Buffalo	16	8-0
11/4/01	J-S Giguere	at Anaheim	24	5-0
4/5/01	Manny Legace	at Detroit	16	4-0
3/30/01	Dominik Hasek	at Buffalo	30	4-0
3/26/01	Dominik Hasek	Buffalo	19	4-0
3/16/01	Ron Tugnutt	at Columbus	34	3-0
2/23/01	Jocelyn Thibault	at Chicago	27	1-0
1/12/01	Mathieu Garon	Montreal	24	3-0
12/11/00	Martin Brodeur	at New Jersey	19	4-0
11/23/00	Mathieu Garon	Montreal	25	6-0
3/31/00	Martin Brodeur	at New Jersey	22	6-0
3/13/00	Tommy Salo	at Edmonton	24	3-0
3/10/00	Martin Brodeur	New Jersey	19	9-0
2/29/00	Glenn Healy	Toronto	14	4-0
2/11/00	Steve Shields	San Jose	24	3-0
1/8/00	Olie Kolzig	Washington	20	3-0
12/30/99	Tomas Vokoun	at Nashville	25	6-0
12/15/99	Olie Kolzig	at Washington	18	4-0
12/8/99	Jamie Storr	at Los Angeles	21	4-0
11/27/99	Trevor Kidd	at Florida	24	3-0
11/19/99	Martin Biron	Buffalo	18	4-0
10/27/99	Curtis Joseph	at Toronto	16	4-0

ALL-TIME PENALTY SHOTS
JETS (23 chances/8 goals)

Date	Player	Opponent	Goaltender	Results
3/19/11	Evander Kane	at Buffalo	Ryan Miller	No Goal
12/11/10	Evander Kane	at NY Islanders	Rick DiPietro	No Goal
10/8/10	Evander Kane	Washington	Michal Neuvirth	Goal
3/23/10	Colby Armstrong	Boston	Tuukka Rask	No Goal
10/29/09	Jim Slater	Washington	Semyon Varlamov	No Goal
3/1/08	Ilya Kovalchuk	at Boston	Tim Thomas	Goal
2/28/08	Eric Perrin	NY Islanders	Rick DiPietro	Goal
2/1/07	Marian Hossa	NY Islanders	Mike Dunham	No Goal
1/20/07	Marian Hossa	at NY Rangers	Henrik Lundqvist	No Goal
1/6/07	J.P. Vigier	at Washington	Ollie Kolzig	No Goal
10/21/06	Marian Hossa	Florida	Alex Auld	Goal
4/15/06	Marc Savard	Boston	Tim Thomas	No Goal
4/8/06	Jim Slater	Carolina	Martin Gerber	No Goal
4/1/06	Marc Savard	Carolina	Cam Ward	Goal
1/13/06	Marian Hossa	St. Louis	Curtis Sanford	No Goal
12/17/05	Marian Hossa	Florida	Roberto Luongo	No Goal
12/15/05	Marian Hossa	at New Jersey	Martin Brodeur	No Goal
10/25/05	Patrik Stefan	at NY Islanders	Rick DiPietro	No Goal
11/5/03	Patrik Stefan	at Buffalo	Martin Biron	Goal
3/29/03	Dany Heatley	at Nashville	Tomas Vokoun	No Goal
4/12/02	Tony Hrkac	at Columbus	Marc Denis	Goal
1/11/02	Jeff Cowan	Calgary	Roman Turek	No Goal
2/21/01	Ray Ferraro	at Carolina	Arturs Irbe	Goal

OPPONENTS (25 chances/9 goals)

Date	Player	Team	Goaltender	Results
4/2/11	Michael Ryder	at Boston	Ondrej Pavelec	Goal
3/25/11	Daniel Sedin	Vancouver	Chris Mason	No Goal
2/11/11	Marian Gaborik	NY Rangers	Ondrej Pavelec	No Goal
12/13/10	Jason Spezza	at Ottawa	Ondrej Pavelec	Goal
1/16/10	Eric Staal	at Carolina	Ondrej Pavelec	No Goal
11/21/09	Maxime Talbot	Pittsburgh	Johan Hedberg	No Goal
3/17/09	Evgeni Malkin	at Pittsburgh	Johan Hedberg	No Goal
2/10/09	Steven Stamkos	at Tampa Bay	Kari Lehtonen	No Goal
1/10/09	Michael Frolik	at Florida	Kari Lehtonen	Goal
10/28/08	Mike Richards	Philadelphia	Kari Lehtonen	No Goal
10/10/08	Alex Ovechkin	Washington	Kari Lehtonen	No Goal
12/2/06	Greg Campbell	at Florida	Kari Lehtonen	No Goal
11/11/06	Martin St. Louis	at Tampa Bay	Kari Lehtonen	No Goal
4/3/04	Vincent Lecavalier	at Tampa Bay	Kari Lehtonen	No Goal
2/21/04	Simon Gagne	at Philadelphia	Pasi Nurminen	Goal
2/13/04	Jarkko Ruutu	at Vancouver	Pasi Nurminen	No Goal
1/24/04	Jason Blake	NY Islanders	Pasi Nurminen	No Goal
2/19/03	Vincent Lecavalier	at Tampa Bay	Milan Hnilicka	No Goal
4/2/02	Scott Nichol	at Calgary	Milan Hnilicka	Goal
3/4/02	Mike Ribeiro	at Montreal	Milan Hnilicka	No Goal
11/4/01	Matt Cullen	at Anaheim	Milan Hnilicka	No Goal
3/18/01	Andrew Cassels	Vancouver	Norm Maracle	No Goal
1/30/01	Martin Straka	Pittsburgh	Damian Rhodes	Goal
3/16/00	Brad Isbister	NY Islanders	Damian Rhodes	No Goal
3/10/00	Patrik Elias	New Jersey	Damian Rhodes	Goal
3/4/00	Daniel Alfredsson	at Ottawa	Scott Langkow	Goal
10/9/99	Miroslav Satan	Buffalo	Damian Rhodes	Goal

JETS TEAM HISTORY

ALL-TIME OVERTIME GAMES

ALL-TIME OVERTIME GAMES (52 Wins, 49 Losses, 45 Ties, 66 Shootouts)

2010-11 (10 wins, 5 losses, 12 shootouts)

Date	Opponent	Result	Goal Scorer	Goaltender	Time
Oct. 23	at Washington	L 3-4	Fleischmann	Mason	1:37
Oct. 29	Buffalo	W 4-3	Byfuglien	Miller	4:31
Nov. 21	NY Islanders	W 2-1	Byfuglien	DiPietro	1:30
Nov. 30	at Colorado	W 3-2	Stewart	Budaj	1:49
Dec. 6	Nashville	W 3-2	Bogosian	Lindback	2:11
Dec. 13	at Ottawa	W 4-3	Little	Elliot	1:09
Dec. 26	Tampa Bay	L 2-3	Lecavalier	Pavelec	1:13
Jan. 2	at Montreal	W 4-3	Byfuglien	Price	3:43
Jan. 9	at Carolina	L 3-4	Cole	Pavelec	2:09
Feb. 5	at Carolina	L 3-4	Cole	Pavelec	2:48
Feb. 27	Toronto	W 3-2	Hainsey	Giguere	2:31
Mar. 5	Florida	W 4-3	Ladd	Vokoun	0:25
Mar. 9	at Carolina	W 3-2	Stapleton	Ward	1:38
Mar. 11	New jersey	L 2-3	Zajac	Pavelec	4:18
Mar. 12	at Philadelphia	W 5-4	Hainsey	Bobrovsky	1:17

2009-10 (2 wins, 7 losses, 10 shootouts)

Date	Opponent	Result	Goal Scorer	Goaltender	Time
Nov. 22	Tampa Bay	L 4-3	Stamoks	Pavelec	2:56
Dec. 12	Montreal	W 4-3	Kovalchuk	Hedberg	1:18
Dec. 17	Dallas	W 6-5	Peeverley	Pavelec	1:16
Dec. 21	Montreal	L 4-3	Bergeron	Hedberg	2:23
Jan. 1	at Buffalo	L 4-3	Roy	Hedberg	4:02
Jan. 14	Buffalo	L 2-1	Roy	Pavelec	2:27
Feb. 10	at Colorado	L 4-3	Cumiskey	Hedberg	0:09
Mar. 25	Toronto	L 2-1	Grabovski	Pavelec	0:39
Apr. 3	at Pittsburgh	L 4-3	Leopold	Hedberg	2:50

2008-09 (4 wins, 5 losses, 8 shootouts)

Date	Opponent	Result	Goal Scorer	Goaltender	Time
Oct. 11	at Florida	L 3-2	Booth	Lehtonen	3:54
Oct. 21	at Tampa Bay	L 3-2	Lecavalier	Lehtonen	1:41
Nov. 7	at Buffalo	W 5-4	Williams	Miller	0:48
Nov. 28	Nashville	L 4-3	Suter	Hedberg	1:44
Dec. 10	NY Rangers	L 3-2	Gomez	Hedberg	0:18
Dec. 30	at Toronto	L 4-3	Kubina	Hedberg	0:33
Jan. 16	Toronto	W 4-3	Peeverley	Toskala	3:51
Mar. 12	at Edmonton	W 4-3	Reasoner	Rolason	4:10
Apr. 1	Buffalo	W 3-2	Kovalchuk	Miller	4:30

2007-08 (6 wins, 2 losses, 15 shootouts)

Date	Opponent	Result	Goal Scorer	Goaltender	Time
Nov. 6	Washington	W 2-1	White	Johnson	1:34
Nov. 13	Florida	W 3-2	Kovalchuk	Anderson	0:25
Nov. 19	Tampa Bay	W 4-3	White	Holmqvist	2:49
Dec. 23	at St. Louis	W 3-2	Hossa	Legace	0:19
Jan. 2	at Carolina	W 5-4	Hossa	Ward	4:28
Feb. 9	Tampa Bay	W 2-1	Zhitnik	Holmqvist	1:26
Feb. 28	NY Islanders	L 5-4	Hunter	Lehtonen	1:09
Mar. 8	at Florida	L 3-2	Horton	Lehtonen	4:37

2006-07 (7 wins, 7 losses, 11 shootouts)

Date	Opponent	Result	Goal Scorer	Goaltender	Time
Oct. 14	at Washington	W 4-3	Kovalchuk	Kolzig	3:02
Oct. 25	at Carolina	L 5-4	Babchuk	Lehtonen	1:11
Nov. 24	at Tampa Bay	L 3-2	St. Louis	Lehtonen	2:25
Nov. 28	at NY Rangers	W 5-4	Holik	Lundqvist	2:55
Dec. 9	Pittsburgh	L 4-3	Armstrong	Lehtonen	3:51
Dec. 15	Washington	L 3-2	Ovechkin	Lehtonen	0:06
Jan. 1	at Ottawa	W 3-2	Kozlov	Emery	1:48
Jan. 5	Phoenix	L 5-4	Perreault	Hedberg	2:31
Jan. 6	at Washington	L 3-2	Semin	Lehtonen	4:42
Jan. 26	NY Islanders	W 5-4	Kovalchuk	Dunham	2:59
Feb. 22	Tampa Bay	L 5-4	St. Louis	Hedberg	3:44
Mar. 16	NY Rangers	W 2-1	Zhitnik	Lundqvist	2:18
Mar. 18	Buffalo	W 4-3	Tkachuk	Miller	4:22
Mar. 29	Toronto	W 3-2	Kozlov	Raycroft	4:13

ALL-TIME OVERTIME GAMES (CONT.)

2005-06 (5 wins, 3 losses, 10 shootouts)

Date	Opponent	Result	Goal Scorer	Goaltender	Time
Nov. 18	at Philadelphia	W	6-5 de Vries	Esche	3:05
Nov. 29	Carolina	L	4-3 Kaberle	Garnett	0:32
Dec. 15	at New Jersey	W	3-2 Savard	Brodeur	4:55
Dec. 28	Philadelphia	L	4-3 Kapanen	Garnett	0:13
Mar. 4	Washington	W	3-2 Hossa	Kolzig	1:49
Mar. 12	at NY Rangers	W	3-2 Savard	Lundqvist	2:45
Mar. 23	New Jersey	W	6-5 Bondra	Brodeur	1:03
Apr. 18	at Florida	L	2-1 Van Ryn	Berkhoel	1:34

2003-04 (6 wins, 4 losses, 8 ties)

Date	Opponent	Result	Goal Scorer	Goaltender	Time
Oct. 21	at Tampa Bay	L	3-2 Kubina	Nurminen	3:28
Oct. 27	at Toronto	W	3-2 Savard	Belfour	4:45
Nov. 19	Boston	W	5-4 Kovalchuk	Potvin	3:42
Dec. 6	at Florida	W	4-3 Kozlov	Luongo	2:57
Dec. 10	Los Angeles	W	4-3 Savard	Huet	3:37
Dec. 31	at Detroit	L	6-5 Zetterberg	Nurminen	2:24
Feb. 19	at Ottawa	W	3-2 McEachern	Lalime	1:12
Mar. 5	Carolina	L	3-2 Adams	Nurminen	4:59
Mar. 15	Carolina	W	1-0 Heatley	Weekes	1:43
Mar. 17	Buffalo	L	4-3 Roy	Nurminen	0:15

2002-03 (7 wins, 5 losses, 7 ties)

Date	Opponent	Result	Goal Scorer	Goaltender	Time
Oct. 12	Florida	L	5-4 Jokinen	Nurminen	4:49
Nov. 13	San Jose	W	3-2 Kozlov	Nabokov	2:19
Nov. 19	Florida	W	4-3 McEachern	Luongo	3:23
Dec. 5	at Boston	L	4-3 Murray	Dafoe	1:53
Dec. 6	at Washington	L	7-6 Nylander	Dafoe	2:24
Dec. 20	Carolina	L	3-2 Ward	Dafoe	3:52
Dec. 30	at Pittsburgh	W	3-2 Kovalchuk	Aubin	4:40
Jan. 9	at Tampa Bay	W	3-2 Kovalchuk	Khabibulin	4:44
Feb. 17	Buffalo	W	4-3 Stefan	Biron	3:54
Feb. 27	at Colorado	W	4-3 Savard	Roy	1:12
Mar. 19	Dallas	L	5-4 Modano	Nurminen	2:24
Mar. 31	at NY Rangers	W	4-3 Tremblay	Dunham	2:40

2001-02 (3 wins, 5 losses, 11 ties)

Date	Opponent	Result	Goal Scorer	Goaltender	Time
Oct. 6	at Boston	L	4-3 Guerin	Hnilicka	2:38
Oct. 20	at Carolina	L	2-1 O'Neill	Hnilicka	1:33
Dec. 18	at Boston	W	3-2 Heatley	Dafoe	3:58
Dec. 21	at Carolina	L	5-4 Cole	Hnilicka	1:28
Jan. 9	Ottawa	W	4-3 Kovalchuk	Hurme	2:58
Jan. 26	at Pittsburgh	L	3-2 Robitaille	Hnilicka	4:02
Mar. 23	at Ottawa	W	3-2 Heatley	Prusek	1:41
April 12	at Columbus	L	5-4 Spacek	Hnilicka	0:29

2000-01 (2 wins, 2 losses, 12 ties)

Date	Opponent	Result	Goal Scorer	Goaltender	Time
Nov. 17	Philadelphia	L	2-3 McGillis	Hnilicka	1:01
Dec. 8	Florida	W	4-3 Ferraro	Luongo	0:22
Dec. 19	at Los Angeles	W	7-6 Kaberle	Storr	1:20
Jan. 25	Toronto	L	1-2 McCabe	Hnilicka	0:39

1999-00 (0 wins, 4 losses, 7 ties)

Date	Opponent	Result	Goal Scorer	Goaltender	Time
Oct. 23	Colorado	L	2-3 Sakic	Rhodes	0:40
Dec. 6	Nashville	L	3-4 Robitaille	Maracle	2:26
Dec. 27	at Detroit	L	2-3 Duchesne	Fankhouser	3:21
Jan. 31	Pittsburgh	L	1-2 Lang	Fankhouser	4:28

JETS TEAM HISTORY

ALL-TIME SHOOTOUTS

ALL-TIME SHOOTOUTS (37 Wins, 29 Losses)

2010-11 (5 wins, 7 losses)

Date	Opponent	Result	Winning Goal	GF/GA	Goaltenders
Oct. 15	at Anaheim	W	5-4 Dawes	1/0	Mason/Hiller
Oct. 30	at St. Louis	L	3-4 Oshie	0/2	Pavelec/Halac
Nov. 6	Chicago	L	4-5 Stalberg	1/2	Mason/Turco
Dec. 15	at Tampa Bay	L	1-2 Hedman	0/1	Pavelec/Smith
Dec. 16	Carolina	L	2-3 Samsonov	1/2	Mason/Ward
Dec. 30	Boston	W	3-2 Stapleton	2/0	Pavelec/Thomas
Jan. 17	at Florida	W	3-2 Burmistrov	2/1	Pavelec/Clemmensen
Jan. 20	Tampa Bay	L	2-3 Moore	1/2	Pavelec/Roloson
Jan. 22	NY Rangers	L	2-3 Zuccarello	0/1	Pavelec/Lundqvist
Feb. 25	Florida	L	1-2 Bernier	1/2	Mason/Vokoun
Mar. 17	Philadelphia	W	4-3 Schremp	2/0	Pavelec/Boucher
Mar. 27	Ottawa	W	5-4 Ladd	1/0	Mason/Anderson

2009-10 (4 wins, 6 losses)

Date	Opponent	Result	Winning Goal	GF/GA	Goaltenders
Oct. 20	at Montreal	L	2-1 Gionta	0/2	Pavelec/Halac
Nov. 8	St. Louis	W	3-2 Kozlov	2/0	Hedberg/Conklin
Nov. 19	Boston	L	4-3 Bergeron	0/1	Pavelec/Rask
Dec. 5	at Florida	W	2-1 Peverley	2/1	Hedberg/Vokoun
Dec. 14	at NY Rangers	W	3-2 Kozlov	2/0	Hedberg/Lundqvist
Jan. 2	at NY Islanders	L	6-5 Nielsen	1/2	Hedberg/Roloson
Jan. 7	NY Rangers	W	2-1 Little	2/1	Hedberg/Johnson
Jan. 23	at Tampa Bay	L	2-1 Halpern	0/1	Hedberg/Niittymaki
Feb. 13	at Chicago	L	5-4 Toews	0/1	Pavelec/Niemi
Mar. 14	Phoenix	L	3-2 Aucoin	1/2	Pavelec/LaBarbera

2008-09 (7 wins, 1 loss)

Date	Opponent	Result	Winning Goal	GF/GA	Goaltenders
Oct. 18	Buffalo	W	3-2 Kozlov	2/1	Lehtonen/Lalime
Jan. 2	Vancouver	W	4-3 Christensen	2/1	Lehtonen/LaBarbera
Feb. 3	at NY Rangers	W	2-1 Kozlov	2/1	Lehtonen/Lundqvist
Feb. 16	at Los Angeles	W	7-6 Christensen	2/1	Hedberg/Ersberg
Feb. 19	at Phoenix	L	4-3 Carcillo	1/2	Lehtonen/Tellqvist
Mar. 14	at Buffalo	W	4-3 Sterling	1/0	Lehtonen/Lalime
Mar. 21	at Tampa Bay	W	4-3 Kozlov	1/0	Hedberg/Ramo
Mar. 26	NY Rangers	W	5-4 White	1/0	Hedberg/Valiquette

2007-08 (9 wins, 6 losses)

Date	Opponent	Result	Winning Goal	GF/GA	Goaltenders
Oct. 23	at Toronto	W	5-4 Kovalchuk	2/1	Hedberg/Toskala
Oct. 30	at Montreal	W	3-2 Kovalchuk	2/1	Hedberg/Price
Dec. 2	at New Jersey	L	3-2 Gionta	0/1	Hedberg/Brodeur
Dec. 5	NY Islanders	W	4-3 Kozlov	2/0	Lehtonen/DiPietro
Dec. 22	Montreal	W	3-2 Hossa	2/0	Lehtonen/Huet
Jan. 10	Florida	L	3-2 Jokinen	1/2	Lehtonen/Vokoun
Jan. 12	Pittsburgh	W	3-2 Recchi	1/0	Lehtonen/Conklin
Jan. 17	Montreal	L	3-2 Kostitsyn	0/2	Lehtonen/Huet
Jan. 24	at NY Rangers	L	2-1 Shanahan	0/1	Hedberg/Lundqvist
Feb. 1	Buffalo	W	5-4 Perrin	1/0	Hedberg/Thibault
Feb. 13	Washington	W	3-2 Perrin	2/0	Lehtonen/Kolzig
Feb. 15	at New Jersey	W	4-3 Dupuis	3/2	Hedberg/Brodeur
Mar. 1	at Boston	L	3-2 Kessel	0/1	Hedberg/Thomas
Mar. 2	at Pittsburgh	L	3-2 Letang	0/1	Lehtonen/Fleury
Mar. 7	Minnesota	W	3-2 Christensen	1/0	Hedberg/Backstrom

2006-07 (7 wins, 4 losses)

Date	Opponent	Result	Winning Goal	GF/GA	Goaltenders
Oct. 5	Tampa Bay	L	3-2 Lecavalier	0/1	Lehtonen/Denis
Oct. 19	Washington	W	4-3 Kozlov	2/0	Lehtonen/Johnson
Oct. 26	at Philadelphia	L	3-2 Forsberg	1/2	Lehtonen/Niittymaki
Oct. 28	at Buffalo	W	5-4 Kozlov	1/0	Lehtonen/Miller
Dec. 19	at New Jersey	W	4-3 Kozlov	2/0	Lehtonen/Brodeur
Dec. 21	Pittsburgh	W	4-3 Kozlov	2/0	Lehtonen/Thibault
Jan. 13	at Carolina	W	4-3 Kozlov	2/0	Lehtonen/Ward
Jan. 30	New Jersey	W	5-4 Hossa	2/1	Lehtonen/Brodeur
Feb. 6	Buffalo	L	4-3 Briere	0/2	Lehtonen/Miller
Mar. 28	at Florida	L	3-2 Horton	0/2	Lehtonen/Anderson
Apr. 7	Tampa Bay	W	3-2 Sim	3/2	Lehtonen/Holmqvist

ALL-TIME SHOOTOUTS (CONT.) (37 Wins, 29 Losses)

2005-06 (5 wins, 5 losses)

Date	Opponent	Result	Winning Goal	GF/GA	Goaltenders
Nov. 4	at Washington	L 3-2	Ovechkin	0/1	Dunham/Kolzig
Nov. 22	at Montreal	L 3-2	Dagenais	0/1	Shields/Theodore
Dec. 11	Chicago	L 5-4	Holmqvist	2/3	Garnett/Khabibulin
Dec. 22	Washington	L 6-5	Ovechkin	0/1	Garnett/Johnson
Jan. 11	Nashville	W 4-3	Hossa	1/0	Lehtonen/Vokoun
Feb. 11	at Montreal	W 2-1	Kozlov	1/0	Lehtonen/Huet
Mar. 6	Florida	W 4-3	Kozlov	1/0	Lehtonen/Luong
Mar. 8	NV Rangers	W 3-2	Hossa	3/2	Lehtonen/Lundqvist
Mar. 21	at Boston	W 5-4	Slater	2/1	Lehtonen/Thomas
Apr. 6	at Tampa Bay	L 3-2	Richards	1/2	Dunham/Burke

OVERTIME & SHOOTOUT ALL-TIME RECORDS

OVERTIME RECORD

Year	OVERALL				HOME				ROAD			
	GP	W	L	T/SO	GP	W	L	T/SO	GP	W	L	T/SO
2010-11	27	10	5	12	15	5	2	8	12	5	3	4
2009-10	19	2	7	10	10	2	4	4	9	0	3	6
2008-09	17	4	5	8	7	2	2	3	10	2	3	5
2007-08	23	6	2	15	13	4	1	8	10	2	1	7
2006-07	25	7	7	11	14	4	4	6	11	3	3	5
2005-06	18	5	3	10	9	2	2	5	9	3	1	5
2003-04	18	6	4	8	9	3	2	4	9	3	2	4
2002-03	19	7	5	7	10	3	3	4	9	4	2	3
2001-02	19	3	5	11	10	1	0	9	9	2	5	2
2000-01	16	2	2	12	9	1	2	6	7	1	0	6
1999-00	11	0	4	7	6	0	3	3	5	0	1	4

SHOOTOUT RECORD

Year	OVERALL			HOME			ROAD		
	GP	W	L	GP	W	L	GP	W	L
2010-11	12	5	7	8	3	5	4	2	2
2009-10	10	4	6	4	2	2	6	2	4
2008-09	8	7	1	3	3	0	5	4	1
2007-08	15	9	6	8	6	2	7	3	4
2006-07	11	7	4	6	4	2	5	3	2
2005-06	10	5	5	5	3	2	5	2	3

SEASON-BY-SEASON RECORD BY MONTH

Year	OCT.	NOV.	DEC.	JAN.	FEB.	MAR.	APR.
2010-11	5-4-2	8-5-1	7-6-3	4-4-3	2-7-2	7-6-1	1-4-0
2009-10	5-4-1	9-3-2	4-10-1	6-5-4	2-2-2	8-7-2	1-3-1
2008-09	2-6-2	6-6-1	4-9-2	5-8-0	6-5-1	9-4-0	3-3-0
2007-08	4-8-0	7-5-0	8-7-1	5-5-3	5-6-1	4-8-3	1-1-0
2006-07	8-2-3	8-5-1	7-4-2	6-5-2	3-7-2	9-4-1	2-1-0
2005-06	3-8-0	7-4-3	6-5-3	7-7-0	3-2-0	9-5-0	6-2-2
2003-04	5-3-2-1	7-6-1-0	7-7-0-1	2-9-3-0	5-7-0-0	6-4-2-2	1-1-0-0
2002-03	0-8-1-1	6-6-0-0	4-7-0-3	7-6-2-0	4-5-2-0	8-6-2-1	2-1-0-0
2001-02	3-4-1-2	2-11-1-0	3-8-3-1	5-8-1-1	2-3-1-0	4-10-1-0	0-3-3-1
2000-01	1-3-5-0	4-7-1-1	10-5-0-0	1-10-3-1	2-8-1-0	4-9-2-0	1-3-0-0
1999-00	2-5-2-1	3-9-0-0	3-7-2-2	3-8-2-1	1-11-0-0	1-13-1-0	1-4-0-0

OT - Includes Ties (1999-00 to 2003-04), Regulation Ties (1999-00) and Overtime Losses (2000-01 to 2003-04)

SEASON-BY-SEASON ATTENDANCE

Year	GP	TOTAL	AVG.	SELLOUTS
2010-11	41	552,230	13,469	0
2009-10	41	557,897	13,607	2
2008-09	41	599,673	14,626	2
2007-08	41	649,081	15,831	9
2006-07	41	665,817	16,239	11
2005-06	41	637,578	15,551	7
2003-04	41	620,965	15,145	6
2002-03	41	553,344	13,496	2
2001-02	41	560,404	13,668	4
2000-01	41	625,870	15,265	5
1999-00	41	705,389	17,205	14

JETS TEAM HISTORY

SEASON-BY-SEASON RECORDS

SEASON-BY-SEASON RECORDS

OVERALL RECORD

Year	GP	W	L	OT	GF	GA	PTS	PCT
2010-11	82	34	36	12	223	269	80	.488
2009-10	82	35	34	13	230	250	83	.506
2008-09	82	35	41	6	257	280	76	.463
2007-08	82	34	40	8	216	272	76	.463
2006-07	82	43	28	11	246	245	97	.591
2005-06	82	41	33	8	281	275	90	.549
2003-04	82	33	37	12	214	243	78	.476
2002-03	82	31	39	12	226	284	74	.451
2001-02	82	19	47	16	187	288	54	.329
2000-01	82	23	45	14	211	289	60	.366
1999-00	82	14	57	11	170	313	39	.238

HOME RECORD

Year	GP	W	L	OT	GF	GA	PTS	PCT
2010-11	41	17	17	7	106	121	41	.500
2009-10	41	19	16	6	117	122	44	.537
2008-09	41	18	21	2	124	139	38	.463
2007-08	41	19	19	3	122	129	41	.500
2006-07	41	23	12	6	133	119	52	.634
2005-06	41	24	13	4	149	135	52	.634
2003-04	41	18	17	6	103	109	42	.512
2002-03	41	15	19	7	109	131	37	.451
2001-02	41	11	21	9	93	129	31	.378
2000-01	41	10	23	8	107	147	28	.341
1999-00	41	9	26	6	94	157	24	.293

ROAD RECORD

Year	GP	W	L	OT	GF	GA	PTS	PCT
2010-11	41	17	19	5	117	148	39	.476
2009-10	41	16	18	7	113	128	39	.476
2008-09	41	17	20	4	133	141	38	.463
2007-08	41	15	21	5	94	143	35	.427
2006-07	41	20	16	5	113	126	45	.549
2005-06	41	17	20	4	132	140	38	.463
2003-04	41	15	20	6	111	134	36	.439
2002-03	41	16	20	5	117	153	37	.451
2001-02	41	8	26	7	94	159	23	.280
2000-01	41	13	22	6	104	142	32	.390
1999-00	41	5	31	5	76	156	15	.183



Mark Stuart

AGAINST WESTERN CONFERENCE

Year	GP	W	L	OT	PTS
2010-11	18	6	10	2	14
2009-10	18	8	7	3	19
2008-09	18	8	8	2	18
2007-08	10	5	5	0	10
2006-07	10	2	7	1	5
2005-06	10	5	4	1	11
2003-04	18	7	6	5	19
2002-03	22	8	12	2	18
2001-02	22	3	17	2	8
2000-01	23	6	13	4	16
1999-00	23	3	20	0	9

AGAINST OTHER DIVISIONS

Year	GP	W	L	OT	PTS
2010-11	58	25	29	4	54
2009-10	58	27	20	11	65
2008-09	58	24	30	4	52
2007-08	50	24	30	6	54
2006-07	50	25	21	4	54
2005-06	50	24	23	3	51
2003-04	58	20	29	9	58
2002-03	62	24	32	6	54
2001-02	62	15	40	7	37
2000-01	62	17	35	10	44
1999-00	62	9	49	4	26

SEASON-BY-SEASON SPECIAL TEAMS

POWER PLAY

Year	GP	GF	ATT.	PP%	RANK
2010-11	82	53	289	18.3	12th
2009-10	82	51	316	16.1	25th
2008-09	82	69	357	19.3	T-11th
2007-08	82	52	316	16.5	T-22nd
2006-07	82	67	407	16.5	T-22nd
2005-06	82	100	528	18.9	T-7th
2003-04	82	60	411	14.5	23rd
2002-03	82	64	371	17.2	T-12th
2001-02	82	37	306	12.1	29th
2000-01	82	54	395	13.6	25th
1999-00	82	44	348	12.6	26th

HOME POWER PLAY

Year	GP	GF	ATT.	PP%	RANK
2010-11	41	24	142	16.9	20th
2009-10	41	32	175	18.3	19th
2008-09	41	33	187	17.6	20th
2007-08	41	22	148	14.9	26th
2006-07	41	41	214	19.2	13th
2005-06	41	42	252	16.7	T-21st
2003-04	41	23	202	11.4	29th
2002-03	41	32	201	15.9	16th
2001-02	41	20	159	12.6	29th
2000-01	41	35	196	17.9	T-14th
1999-00	41	24	175	13.7	25th

ROAD POWER PLAY

Year	GP	GF	ATT.	PP%	RANK
2010-11	41	29	147	19.7	7th
2009-10	41	19	141	13.5	26th
2008-09	41	36	170	21.2	7th
2007-08	41	30	168	17.9	14th
2006-07	41	26	193	13.5	26th
2005-06	41	58	276	21.0	1st
2003-04	41	37	207	17.9	7th
2002-03	41	32	170	18.8	9th
2001-02	41	17	147	11.6	27th
2000-01	41	19	199	9.5	30th
1999-00	41	20	173	11.6	27th

SHORTHANDED GOALS

Year	FOR	RANK	AGAINST	RANK
2010-11	6	T-15th	10	25th
2009-10	9	T-2nd	4	T-5th
2008-09	13	2nd	10	23rd
2007-08	13	T-3rd	10	T-21st
2006-07	9	T-12th	10	T-17th
2005-06	13	T-8th	10	T-11th
2003-04	11	T-5th	7	T-11th
2002-03	8	T-11th	14	30th
2001-02	3	T-26th	12	30th
2000-01	9	T-12th	8	T-14th
1999-00	6	T-19th	13	T-29th

PENALTY KILLING

Year	GP	GA	ATT.	PK%	RANK
2010-11	82	64	285	77.5	27th
2009-10	82	57	320	82.2	16th
2008-09	82	88	366	76.0	29th
2007-08	82	75	354	78.8	27th
2006-07	82	79	391	79.8	T-26th
2005-06	82	102	491	79.2	T-25th
2003-04	82	58	391	85.1	T-8th
2002-03	82	65	355	81.6	T-23rd
2001-02	82	65	358	81.8	25th
2000-01	82	90	408	77.9	30th
1999-00	82	76	386	80.3	24th

HOME PENALTY KILLING

Year	GP	GA	ATT.	PK%	RANK
2010-11	41	26	139	81.3	24th
2009-10	41	33	164	79.9	24th
2008-09	41	45	182	75.3	28th
2007-08	41	30	162	81.5	23rd
2006-07	41	32	181	82.3	T-18th
2005-06	41	49	251	80.5	27th
2003-04	41	22	201	89.1	2nd
2002-03	41	30	168	82.1	23rd
2001-02	41	27	169	84.0	21st
2000-01	41	43	196	78.1	30th
1999-00	41	33	195	83.1	18th

ROAD PENALTY KILLING

Year	GP	GA	ATT.	PK%	RANK
2010-11	41	38	146	74.0	29th
2009-10	41	24	156	84.6	5th
2008-09	41	43	184	76.6	28th
2007-08	41	45	192	76.6	29th
2006-07	41	47	210	77.6	25th
2005-06	41	53	240	77.9	28th
2003-04	41	36	190	81.1	23rd
2002-03	41	35	187	81.3	T-24th
2001-02	41	38	189	79.9	27th
2000-01	41	47	212	77.8	28th
1999-00	41	43	191	77.5	28th

PENALTY MINUTES

Year	MINS	AVG.	RANK
2010-11	930	11.3	11th
2009-10	1,045	12.8	17th
2008-09	1,256	15.3	25th
2007-08	1,077	13.1	T-12th
2006-07	1,097	13.4	9th
2005-06	1,344	16.4	16th
2003-04	1,505	18.4	30th
2002-03	1,253	15.3	21st
2001-02	1,290	15.7	22nd
2000-01	1,500	18.3	27th
1999-00	1,422	17.3	26th

JETS TEAM HISTORY

SEASON-BY-SEASON TEAM STREAKS

SEASON-BY-SEASON TEAM STREAKS

OVERALL

	Winning Streak	Unbeaten Streak	Losing Streak	Winless Streak
2010-11	6 (11/9-11/30)	-	5 (2/13-2/25)	-
2009-10	4 (three times, last -3/16-3/21)	-	9 (2/19-3/5)	-
2008-09	6 (3/6-3/16)	-	6 (10/21-11/1)	-
2007-08	4 (twice, last -12/18-12/23)	-	8 (2/16-3/5)	-
2006-07	5 (three times, last -2/26-3/8)	-	5 (twice, last -1/2-1/12)	-
2005-06	5 (1/6-1/18)	-	7 (1/19-2/3)	-
2003-04	4 (twice, last -12/5-12/12)	5 (10/9-10/18)	6 (1/30-2/11)	10 (1/22-2/11)
2002-03	3 (twice, last -1/13-1/17)	4 (twice, last -3/26-3/31)	7 (10/16-10/29)	10 (10/11-10/31)
2001-02	2 (four times, last -3/22-3/23)	4 (1/9-1/15)	8 (10/30-11/13)	10 (10/30-11/18)
2000-01	3 (12/1-12/4)	4 (10/21-10/28)	5 (twice, last -2/15-2/25)	14 (12/29-1/27)
1999-00	2 (twice, last -1/4-1/6)	3 (10/9-10/16)	12 (1/24-2/20)	16 (1/16-2/20)

HOME

	Winning Streak	Unbeaten Streak	Losing Streak	Winless Streak
2010-11	6 (11/19-12/6)	-	4 (1/7-1/22)	-
2009-10	3 (three times, last -3/16-3/20)	-	4 (three times, last -3/23-4/6)	-
2008-09	3 (three times, last -3/26-4/1)	-	7 (11/20-12/18)	-
2007-08	3 (12/18-12/22)	-	3 (twice, last -3/19-4/1)	-
2006-07	7 (3/2-3/18)	-	5 (2/1-2/24)	-
2005-06	6 (3/20-4/15)	-	4 (1/21-1/31)	-
2003-04	3 (twice, last -12/5-12/12)	4 (10/9-10/23)	3 (twice, last -1/30-2/25)	6 (1/22-2/25)
2002-03	2 (four times, last -3/13-3/17)	3 (three times, last -3/26-4/6)	5 (12/18-1/5)	6 (12/18-1/7)
2001-02	2 (three times, last -2/26-3/1)	3 (1/9-1/13)	4 (3/16-4/5)	9 (11/22-12/26)
2000-01	2 (twice, last -12/18-1/13)	3 (2/13-3/3)	6 (3/16-4/1)	11 (2/27-4/1)
1999-00	2 (11/3-11/17)	2 (11/3-11/17)	11 (1/24-3/16)	17 (1/19-3/29)

ROAD

	Winning Streak	Unbeaten Streak	Losing Streak	Winless Streak
2010-11	3 (1/24-12/13)	-	6 (1/23-2/23)	-
2009-10	4 (11/12-12/5)	-	8 (12/16-1/5)	-
2008-09	4 (2/3-2/16)	-	6 (10/11-11/1)	-
2007-08	4 (11/3-11/21)	-	10 (2/16-3/18)	-
2006-07	3 (three times, last -1/13-2/8)	-	4 (2/10-2/17)	-
2005-06	3 (2/9-3/1)	-	4 (1/19-2/7)	-
2003-04	2 (twice, last -2/27-3/2)	3 (2/27-3/6)	5 (1/25-2/11)	5 (twice, last -1/25-2/11)
2002-03	4 (1/13-2/7)	4 (twice, last -3/2-3/22)	8 (11/23-12/23)	8 (11/23-12/23)
2001-02	2 (3/22-3/23)	2 (3/22-3/23)	10 (10/6-11/18)	10 (10/6-11/18)
2000-01	2 (three times, last 3/22-3/24)	7 (10/21-11/13)	5 (2/15-2/25)	8 (11/29-12/27)
1999-00	1 (five times, last 3/18)	2 (twice, last -12/22-12/23)	8 (10/17-11/27)	9 (twice, last -1/8-2/20)



JETS TEAM HISTORY

SEASON-BY-SEASON COMPARISONS & ATTENDANCE

SEASON-BY-SEASON HALF-SEASON COMPARISONS

	RECORD		GOALS		POWER PLAY		PENALTY KILL	
	W-L-OT	PTS	GF	GA	GF-ATT	PCT.	GA-ATT	PCT.
2010-11								
1st Half	20-14-6	46	132	135	32-154	20.7	27-139	80.6
2nd Half	14-22-6	34	99	154	21-138	15.2	37-146	74.7
Totals	34-36-12	80	223	269	53-289	18.3	64-285	77.5
2009-10								
1st Half	18-17-6	42	132	135	32-154	20.7	30-155	80.6
2nd Half	17-17-7	41	102	121	19-162	11.7	27-165	83.6
Totals	35-34-13	83	234	256	51-316	16.1	57-320	82.2
2008-09								
1st Half	13-23-5	31	114	149	36-170	21.2	48-173	72.3
2nd Half	22-18-1	45	143	131	33-187	17.6	40-193	79.3
Totals	35-41-6	76	257	280	69-357	19.3	88-366	76.0
2007-08								
1st Half	20-20-1	41	116	139	31-169	18.3	39-172	77.3
2nd Half	14-20-7	35	100	133	21-147	14.3	36-182	80.2
Totals	34-40-8	76	216	272	52-316	16.5	75-354	78.8
2006-07								
1st Half	24-11-6	54	130	121	39-220	17.7	47-216	78.2
2nd Half	19-17-5	43	116	124	28-187	15.0	32-175	81.7
Totals	43-28-11	97	246	245	67-407	16.5	79-391	79.8
2005-06								
1st Half	18-17-6	42	145	141	60-286	20.9	53-265	80.0
2nd Half	23-16-2	48	136	130	40-241	16.5	49-227	78.1
Totals	41-33-8	90	281	271	100-528	18.9	102-491	79.2
2003-04								
1st Half	19-17-3-2	43	121	126	29-200	14.5	28-197	85.8
2nd Half	14-20-5-2	35	93	117	31-211	14.6	30-194	84.5
Totals	33-37-8-4	78	214	243	60-411	14.5	58-391	85.1
2002-03								
1st Half	11-24-2-4	28	102	152	31-184	16.8	30-184	83.6
2nd Half	20-15-5-1	46	124	132	33-187	17.6	35-171	79.5
Totals	31-39-7-5	74	226	284	64-371	17.2	65-355	81.6
2001-02								
1st Half	8-25-5-3	24	94	152	22-163	13.5	35-171	79.5
2nd Half	11-22-6-2	30	93	136	15-143	10.4	30-187	83.9
Totals	19-47-11-5	54	187	288	37-306	12.1	65-358	81.8
2000-01								
1st Half	15-17-1-1	39	118	136	26-185	14.1	37-199	81.4
2nd Half	8-28-4-1	21	93	153	28-210	13.3	53-209	74.6
Totals	23-45-12-2	60	211	289	54-395	13.6	90-408	77.9
1990-00								
1st Half	10-27-4-3	27	92	151	20-177	11.2	40-194	79.3
2nd Half	4-34-3-1	12	78	162	24-171	14.0	36-192	81.2
Totals	14-61-7-4	39	170	313	44-348	12.6	76-386	80.3

JETS TEAM HISTORY

SEASON-BY-SEASON LEADERS

SEASON-BY-SEASON LEADERS BY CATEGORY

Games Played

2010-11:	Ron Hainsey.....	82
	Johnny Oduya.....	82
	Chris Thorburn.....	82
2009-10:	Maxim Afinogenov.....	82
	Rich Peverley.....	82
	Tobias Enstrom.....	82
2008-09:	Colby Armstrong.....	82
	Tobias Enstrom.....	82
	Vyacheslav Kozlov.....	82
	Chris Thorburn.....	82
	Todd White.....	82
2007-08:	Tobias Enstrom.....	82
	Bobby Holik.....	82
	Vyacheslav Kozlov.....	82
2006-07:	Greg de Vries.....	82
	Bobby Holik.....	82
	Marian Hossa.....	82
	Ilya Kovalchuk.....	82
2005-06:	Niclas Havelid.....	82
	Greg de Vries.....	82
	Vyacheslav Kozlov.....	82
	Marc Savard.....	82
2003-04:	Shawn McEachern.....	82
	Patrik Stefan.....	82
2002-03:	Ilya Kovalchuk.....	81
2001-02:	Dany Heatley.....	82
2000-01:	Jeff Odgers.....	82
	Chris Tamer.....	82
1999-00:	Andrew Brunette.....	81
	Ray Ferraro.....	81

Points

2010-11:	Andrew Ladd.....	59
2009-10:	Nik Antropov.....	67
2008-09:	Ilya Kovalchuk.....	91
2007-08:	Ilya Kovalchuk.....	87
2006-07:	Marian Hossa.....	100
2005-06:	Ilya Kovalchuk.....	100
2003-04:	Ilya Kovalchuk.....	98
2002-03:	Dany Heatley.....	89
2001-02:	Dany Heatley.....	67
2000-01:	Ray Ferraro.....	76
1999-00:	Andrew Brunette.....	50

Goals

2010-11:	Andrew Ladd.....	29
2009-10:	Ilya Kovalchuk*.....	31
2008-09:	Ilya Kovalchuk.....	43
2007-08:	Ilya Kovalchuk.....	52
2006-07:	Marian Hossa.....	43
2005-06:	Ilya Kovalchuk.....	52
2003-04:	Ilya Kovalchuk*.....	41
2002-03:	Dany Heatley.....	41
2001-02:	Ilya Kovalchuk.....	29
2000-01:	Donald Audette*.....	32
1999-00:	Andrew Brunette.....	23

Assists

2010-11:	Tobias Enstrom.....	41
2009-10:	Tobias Enstrom.....	44
2008-09:	Todd White.....	51
2007-08:	Ilya Kovalchuk.....	35
2006-07:	Marian Hossa.....	57
2005-06:	Marc Savard.....	69

2003-04:	Ilya Kovalchuk.....	46
2002-03:	Vyacheslav Kozlov.....	49
2001-02:	Dany Heatley.....	41
2000-01:	Ray Ferraro.....	47
1999-00:	Andrew Brunette.....	27

Power Play Points

2010-11:	Tobias Enstrom.....	28
2009-10:	Nik Antropov.....	21
2008-09:	Vyacheslav Kozlov.....	43
2007-08:	Ilya Kovalchuk.....	30
2006-07:	Marian Hossa.....	44
2005-06:	Ilya Kovalchuk.....	56
2003-04:	Ilya Kovalchuk.....	33
2002-03:	Dany Heatley.....	39
2001-02:	Dany Heatley.....	18
2000-01:	Ray Ferraro.....	28
1999-00:	Andrew Brunette.....	21

Power Play Goals

2010-11:	Andrew Ladd.....	9
2009-10:	Ilya Kovalchuk*.....	10
2008-09:	Bryan Little.....	12
	Ilya Kovalchuk.....	12
	Vyacheslav Kozlov.....	12
	Todd White.....	12
2007-08:	Ilya Kovalchuk.....	16
2006-07:	Ilya Kovalchuk.....	18
2005-06:	Ilya Kovalchuk**.....	27
2003-04:	Ilya Kovalchuk.....	16
2002-03:	Dany Heatley.....	19
2001-02:	Dany Heatley.....	7
	Ilya Kovalchuk.....	7
2000-01:	Donald Audette*.....	13
1999-00:	Ray Ferraro.....	10

Power Play Assists

2010-11:	Tobias Enstrom.....	22
2009-10:	Tobias Enstrom.....	17
2008-09:	Vyacheslav Kozlov.....	31
2007-08:	Tobias Enstrom.....	22
2006-07:	Vyacheslav Kozlov.....	29
2005-06:	Marc Savard.....	36
2003-04:	Ilya Kovalchuk.....	17
2002-03:	Dany Heatley.....	20
	Vyacheslav Kozlov.....	20
2001-02:	Dany Heatley.....	11
2000-01:	Ray Ferraro.....	17
1999-00:	Andrew Brunette.....	12

Even-Strength Points

2010-11:	Andrew Ladd.....	38
2009-10:	Nik Antropov.....	46
2008-09:	Ilya Kovalchuk.....	54
2007-08:	Ilya Kovalchuk.....	55
2006-07:	Marian Hossa.....	52
2005-06:	Vyacheslav Kozlov.....	46
2003-04:	Ilya Kovalchuk.....	52
2002-03:	Dany Heatley.....	49
2001-02:	Dany Heatley.....	48
2000-01:	Ray Ferraro.....	48
1999-00:	Andrew Brunette.....	29

Even-Strength Goals

2010-11:	Andrew Ladd.....	18
----------	------------------	----

2009-10:	Ilya Kovalchuk*.....	21
2008-09:	Ilya Kovalchuk.....	31
2007-08:	Ilya Kovalchuk.....	34
2006-07:	Ilya Kovalchuk.....	24
2005-06:	Ilya Kovalchuk.....	25
2003-04:	Ilya Kovalchuk.....	24
2002-03:	Ilya Kovalchuk.....	29
2001-02:	Ilya Kovalchuk.....	22
2000-01:	Ray Ferraro.....	18
	Donald Audette.....	18
1999-00:	Andrew Brunette.....	14

Even-Strength Assists

2010-11:	Bryan Little.....	21
2009-10:	Nik Antropov.....	30
2008-09:	Todd White.....	29
2007-08:	Ilya Kovalchuk.....	35
2006-07:	Marian Hossa.....	29
2005-06:	Marc Savard.....	31
2003-04:	Ilya Kovalchuk.....	28
2002-03:	Dany Heatley.....	28
	Vyacheslav Kozlov.....	28
2001-02:	Dany Heatley.....	29
2000-01:	Ray Ferraro.....	30
1999-00:	Andrew Brunette.....	16

Shorthanded Points

2010-11:	Andrew Ladd.....	3
	Bryan Little.....	3
2009-10:	Rich Peverley.....	5
2008-09:	Marty Reasoner.....	6
2007-08:	Eric Perrin.....	10
2006-07:	Marian Hossa.....	4
2005-06:	Marian Hossa.....	8
2003-04:	Shawn McEachern.....	5
2002-03:	Vyacheslav Kozlov.....	2
	Patrik Stefan.....	2
	Per Svartvadet.....	2
2001-02:	Dany Heatley.....	1
	Tony Hrkac.....	1
	Patrik Stefan.....	1
	Per Svartvadet.....	1
	Chris Tamer.....	1
2000-01:	Shean Donovan.....	3
	Steve Guolla.....	3
1999-00:	Several Players.....	1

Shorthanded Goals

2010-11:	Andrew Ladd.....	2
	Bryan Little.....	2
2009-10:	Chris Thorburn.....	3
2008-09:	Colin Stuart.....	3
2007-08:	Pascal Dupuis*.....	3
2006-07:	Marian Hossa.....	3
2005-06:	Marian Hossa**.....	7
2003-04:	Patrik Stefan.....	2
	Daniel Tjarnqvist.....	2
	J.P. Vigier.....	2
2002-03:	Pascal Rheaume*.....	2
2001-02:	Patrik Stefan.....	1
	Tony Hrkac.....	1
	Chris Tamer.....	1
2000-01:	Shean Donovan.....	3
1999-00:	Ed Ward*.....	2

*Indicates player did not finish season with team; **Indicates led NHL; *Indicates tied for NHL lead

SEASON-BY-SEASON LEADERS BY CATEGORY

Game-Winning Goals

2010-11:	Dustin Byfuglien.....	6
2009-10:	Rich Peverley.....	7
2008-09:	Ilya Kovalchuk.....	7
2008-09:	Marian Hossa*.....	4
2007-08:	Ilya Kovalchuk.....	4
	Vyacheslav Kozlov.....	4
	Todd White.....	4
2006-07:	Ilya Kovalchuk.....	8
2005-06:	Marian Hossa.....	7
	Ilya Kovalchuk.....	7
2003-04:	Ilya Kovalchuk.....	6
2002-03:	Dany Heatley.....	6
2001-02:	Dany Heatley.....	4
	Ilya Kovalchuk.....	4
2000-01:	Andrew Brunette.....	4
1999-00:	Donald Audette.....	4

Plus/Minus Rating (min. 50 games)

2010-11:	Bryan Little.....	+11
2009-10:	Nik Antropov.....	+13
2008-09:	Tobias Enstrom.....	+14
2007-08:	Niclas Havelid.....	+2
2006-07:	Marian Hossa.....	+18
2005-06:	Marian Hossa.....	+17
2003-04:	Shawn McEachern.....	+5
2002-03:	Dany Heatley.....	-8
	Andy Sutton.....	-8
2001-02:	Patrik Stefan.....	-4
	Pascal Rheaume.....	-4
2000-01:	Frantisek Kaberle.....	+11
1999-00:	Donald Audette.....	+2

Penalty Minutes

2010-11:	Dustin Byfuglien.....	93
2009-10:	Eric Boulton.....	113
2008-09:	Eric Boulton.....	176
2007-08:	Eric Boulton.....	127
2006-07:	Bobby Holik.....	86
2005-06:	Andy Sutton.....	144
2003-04:	Francis Lessard.....	181
2002-03:	Jeff Odgers.....	171
2001-02:	Jeff Odgers.....	135
2000-01:	Jeff Odgers.....	226
1999-00:	Denny Lambert.....	219

Shots

2010-11:	Dustin Byfuglien***.....	347
2009-10:	Maxim Afinogenov.....	181
2008-09:	Ilya Kovalchuk.....	275
2007-08:	Ilya Kovalchuk.....	280
2006-07:	Marian Hossa.....	340
2005-06:	Marian Hossa.....	341
2003-04:	Ilya Kovalchuk.....	341
2002-03:	Ilya Kovalchuk.....	257
2001-02:	Dany Heatley.....	202
2000-01:	Ray Ferraro.....	172
1999-00:	Ray Ferraro.....	170

Shooting Percentage (min. 75 shots)

2010-11:	Nik Antropov.....	15.2
2009-10:	Nik Antropov.....	19.0
2008-09:	Bryan Little.....	18.0
2007-08:	Ilya Kovalchuk.....	18.4

2006-07:	Vyacheslav Kozlov.....	14.7
2005-06:	Ilya Kovalchuk.....	16.1
2003-04:	Dany Heatley.....	15.7
	Ronald Petrovicky.....	15.7
2002-03:	Dany Heatley.....	16.3
2001-02:	Tony Hrkac.....	17.8
2000-01:	Ray Ferraro.....	16.9
1999-00:	Andrew Brunette.....	21.5

Hat Tricks

2010-11:	Anthony Stewart.....	1
	Eric Boulton.....	1
2009-10:		0
2008-09:	Ilya Kovalchuk.....	1
	Bryan Little.....	1
2007-08:	Ilya Kovalchuk.....	3
2006-07:	Ilya Kovalchuk.....	2
	Marian Hossa.....	2
2005-06:	Ilya Kovalchuk.....	2
2003-04:	Ilya Kovalchuk.....	2
2002-03:	Dany Heatley.....	2
2001-02:	Pascal Rheaume.....	1
2000-01:	Ray Ferraro.....	2
	Donald Audette.....	2
1999-00:	Dean Sylvester.....	1

Average Time on Ice - Defense

2010-11:	Tobias Enstrom.....	23:41
2009-10:	Pavel Kubina.....	22:37
2008-09:	Tobias Enstrom.....	23:31
2007-08:	Tobias Enstrom.....	24:28
2006-07:	Niclas Havelid.....	25:16
2005-06:	Niclas Havelid.....	24:25
2003-04:	Andy Sutton.....	23:20
2002-03:	Frantisek Kaberle.....	21:57
2001-02:	Yannick Tremblay.....	21:49
2000-01:	Frantisek Kaberle.....	22:17
1999-00:	Gord Murphy.....	22:40

Average Time on Ice - Forwards

2010-11:	Andrew Ladd.....	20:04
2009-10:	Ilya Kovalchuk*.....	22:14
2008-09:	Ilya Kovalchuk.....	21:48
2007-08:	Marian Hossa*.....	21:55
2006-07:	Marian Hossa.....	21:40
2005-06:	Ilya Kovalchuk.....	22:22
2003-04:	Ilya Kovalchuk.....	23:41
2002-03:	Dany Heatley.....	21:57
2001-02:	Dany Heatley.....	19:53
2000-01:	Ray Ferraro.....	18:19
1999-00:	Nelson Emerson.....	19:10

Faceoff Winning Percentage

2010-11:	Jim Slater.....	61.5
2009-10:	Jim Slater.....	58.9
2008-09:	Jim Slater.....	53.0
2007-08:	Bobby Holik.....	58.4
2006-07:	Bobby Holik.....	57.5
2005-05:	Jim Slater.....	56.4
2003-04:	Randy Robitaille.....	50.2
2002-03:	Marc Savard.....	51.0
2001-02:	Bob Corkum*.....	51.5
2000-01:	Ray Ferraro.....	48.0
1999-00:	Ray Ferraro.....	51.2

Total Faceoff Wins

2010-11:	Bryan Little.....	616
2009-10:	Rich Peverley.....	647
2008-09:	Todd White.....	673
2007-08:	Bobby Holik.....	877
2006-07:	Bobby Holik.....	820
2005-06:	Marc Savard.....	789
2003-04:	Patrik Stefan.....	661
2002-03:	Marc Savard.....	654
2001-02:	Bob Corkum*.....	643
2000-01:	Ray Ferraro.....	818
1999-00:	Ray Ferraro.....	712

***Indicates franchise record

JETS TEAM HISTORY

SEASON-BY-SEASON LEADERS

SEASON-BY-SEASON LEADERS BY CATEGORY - GOALTENDERS

Goaltender	Games Played	Shutouts	Save Percentage (min. 20 games)		
2010-11: Ondrej Pavelec.....	58	2010-11: Ondrej Pavelec.....	4	2010-11: Ondrej Pavelec.....	914
2009-10: Johan Hedberg.....	47	2009-10: Johan Hedberg.....	3	2009-10: Johan Hedberg.....	915
2008-09: Kari Lehtonen.....	46	2008-09: Kari Lehtonen.....	3	2008-09: Kari Lehtonen.....	911
2007-08: Kari Lehtonen.....	48	2007-08: Kari Lehtonen.....	4	2007-08: Kari Lehtonen.....	916
2006-07: Kari Lehtonen.....	68	2006-07: Kari Lehtonen.....	4	2006-07: Kari Lehtonen.....	912
2005-06: Kari Lehtonen.....	38	2005-06: Kari Lehtonen.....	2	2005-06: Kari Lehtonen.....	906
2003-04: Pasi Nurminen.....	64	2005-06: Michael Garnett.....	2	2003-04: Pasi Nurminen.....	904
2002-03: Pasi Nurminen.....	52	2003-04: Pasi Nurminen.....	3	2002-03: Pasi Nurminen.....	906
2001-02: Milan Hnilicka.....	60	2002-03: Pasi Nurminen.....	2	2001-02: Milan Hnilicka.....	908
2000-01: Damian Rhodes.....	38	2001-02: Milan Hnilicka.....	3	2000-01: Damian Rhodes.....	897
1999-00: Norm Maracle.....	32	2000-01: Milan Hnilicka.....	2	1999-00: Norm Maracle.....	899
		1999-00: Damian Rhodes.....	1		
		Norm Maracle.....	1		
Wins				Goals-Against Average (min. 20 games)	
2010-11: Ondrej Pavelec.....	21			2010-11: Ondrej Pavelec.....	2.73
2009-10: Johan Hedberg.....	21	Saves		2009-10: Johan Hedberg.....	2.62
2008-09: Kari Lehtonen.....	19	2010-11: Ondrej Pavelec.....	1,558	2008-09: Kari Lehtonen.....	3.06
2007-08: Kari Lehtonen.....	17	2009-10: Johan Hedberg.....	1,240	2007-08: Kari Lehtonen.....	2.90
2006-07: Kari Lehtonen.....	34	2008-09: Kari Lehtonen.....	1,364	2006-07: Kari Lehtonen.....	2.79
2005-06: Kari Lehtonen.....	20	2007-08: Kari Lehtonen.....	1,429	2005-06: Kari Lehtonen.....	2.94
2003-04: Pasi Nurminen.....	25	2006-07: Kari Lehtonen.....	1,892	2003-04: Pasi Nurminen.....	2.77
2002-03: Pasi Nurminen.....	21	2005-06: Kari Lehtonen.....	1,017	2002-03: Pasi Nurminen.....	2.88
2001-02: Milan Hnilicka.....	13	2003-04: Pasi Nurminen.....	1,620	2001-02: Milan Hnilicka.....	3.19
2000-01: Milan Hnilicka.....	12	2002-03: Pasi Nurminen.....	1,316	2000-01: Damian Rhodes.....	3.35
1999-00: Damian Rhodes.....	5	2001-02: Milan Hnilicka.....	1,777	1999-00: Norm Maracle.....	3.48
		2000-01: Damian Rhodes.....	1,129		
		1999-00: Norm Maracle.....	868		

SEASON-BY-SEASON STREAK LEADERS

POINTS, MOST CONSECUTIVE GAMES

Year	Player	Games	Dates	Total Points (Goals, Assists)
2010-11	Dustin Byfuglien	6	11/19-11/30	11 (5 goals, 6 assists)
	Tobias Enstrom	6	1/2-1/15	9 (1 goal, 8 assists)
	Andrew Ladd	6	10/15-10/27	8 (3 goals, 5 assists)
2009-10	Andrew Ladd	6	1/2-1/15	7 (4 goals, 2 assists)
	Ilya Kovalchuk	10	12/10-12/28	15 (7 goals, 8 assists)
2008-09	Todd White	9	3/6-3/21	10 (3 goals, 7 assists)
2007-08	Ilya Kovalchuk	10	12/27-1/15	16 (8 goals, 8 assists)
2006-07	Marian Hossa	11	2/17-3/12	18 (7 goals, 11 assists)
2005-06	Marc Savard	9	12/26-1/11	14 (5 goals, 9 assists)
	Vyacheslav Kozlov	9	10/25-11/12	14 (3 goals, 11 assists)
2003-04	Ilya Kovalchuk	8	11/25-12/10	8 (3 goals, 5 assists)
2002-03	Marc Savard	8	3/22-4/5	14 (5 goals, 9 assists)
2001-02	Dany Heatley	5	11/13-11/22	7 (3 goals, 4 assists)
	Tony Hrkac	5	3/18-3/27	6 (4 goals, 2 assists)
	Ilya Kovalchuk	5	10/23-11/1	5 (4 goals, 1 assist)
2000-01	Donald Audette	7	10/7-10/25	14 (7 goals, 7 assists)
	Donald Audette	7	1/29-2/13	8 (4 goals, 4 assists)
	Ray Ferraro	7	11/2-11/13	7 (2 goals, 5 assists)
1999-00	Andrew Brunette	6	10/9-10/26	10 (5 goals, 5 assists)
	Donald Audette	6	3/18-3/28	8 (4 goals, 4 assists)

GOALS, MOST CONSECUTIVE GAMES

Year	Player	Games	Dates	Total Goals
2010-11	Andrew Ladd	4	2/13-2/23	5
	Niclas Bergfors	4	10/27-11/3	4
2009-10	Maxim Afinogenov	5	11/12-11/21	6
2008-09	Ilya Kovalchuk	6	2/8-2/19	9
2007-08	Ilya Kovalchuk	4	11/1-11/9	8
	Ilya Kovalchuk	4	11/29-12/5	5
	Ilya Kovalchuk	4	11/13-11/21	5
	Ilya Kovalchuk	4	1/6-1/12	4
	Marian Hossa*	4	11/9-11/16	6
2006-07	Ilya Kovalchuk	6	10/21-10/30	8
2005-06	Ilya Kovalchuk	7	1/1-1/13	11
2003-04	Vyacheslav Kozlov	5	12/3-12/12	5

SEASON-BY-SEASON STREAK LEADERS

GOALS, MOST CONSECUTIVE GAMES CONT.

Year	Player	Games	Dates	Total Goals
2002-03	Dany Heatley	3	4/2-4/6	4
	Dany Heatley	3	3/15-3/19	3
	Marc Savard	3	3/28-3/31	4
	Marc Savard	3	1/11-1/15	3
	Dan Snyder	3	3/9-3/13	4
2001-02	Ilya Kovalchuk	3	10/21-10/26	3
	Ilya Kovalchuk	4	10/23-10/30	4
2000-01	Ilya Kovalchuk	4	1/13-1/19	4
	Donald Audette	3	12/26-12/29	3
	Ray Ferraro	3	10/17-10/21	3
	Ray Ferraro	3	12/4-12/8	6
	Tomi Kallio	3	3/8-3/11	3
1999-00	Steve Guolla	3	12/1-12/4	4
	Yves Sarault	3	1/20-1/23	4
	Andrew Brunette	3	10/9-10/16	4
	Andrew Brunette	3	10/31-11/6	3
	Ray Ferraro	3	1/1-1/8	3
	Per Svartvadet	3	10/31-11/6	3
	Donald Audette	3	3/18-3/22	3

ASSISTS, MOST CONSECUTIVE GAMES

Year	Player	Games	Dates	Total Assists	
2010-11	Rich Peverley	5	10/23-11/3	6	
	Tobias Enstrom	5	11/21-11/30	5	
2009-10	Tobias Enstrom	6	12/12-12/21	9	
2008-09	Todd White	7	2/15-2/28	8	
2007-08	Todd White	8	12/27-1/10	8	
2006-07	Marian Hossa	5	11/3-11/10	8	
	Keith Tkachuk	5	3/29-4/7	5	
2005-06	Vyacheslav Kozlov	7	10/29-11/12	10	
2003-04	Marc Savard	6	12/1-12/12	7	
2002-03	Vyacheslav Kozlov	6	3/28-4/6	10	
	Dany Heatley	6	11/23-12/6	9	
2001-02	Dany Heatley	3	3/1-3/4	3	
	Dany Heatley	3	3/20-3/23	3	
	Dany Heatley	3	4/5-4/10	3	
	Tony Hrkac	3	11/19-11/24	3	
	Frantisek Kaberle	3	12/18-12/21	3	
	Tomi Kallio	3	10/13-10/19	3	
	Ilya Kovalchuk	3	12/4-12/8	3	
	Patrik Stefan	3	3/14-3/18	3	
	2000-01	Donald Audette	6	10/7-10/21	7
	1999-00	Andrew Brunette	4	10/16-10/26	5

AT LEAST ONE SHOT, MOST CONSECUTIVE GAMES

Year	Player	Games	Dates	Total Shots
2010-11	Dustin Byfuglien	79	10/8-4/7	342
2009-10	Maxim Afinogenov	35	12/30-3/23	81
2008-09	Ilya Kovalchuk	48	12/18-4/11	195
2007-08	Ilya Kovalchuk	46	10/13-1/20	188
2006-07	Ilya Kovalchuk	41	10/5-12/30	184
2005-06	Marian Hossa	80	10/5-4/18	341
2003-04	Ilya Kovalchuk	39	11/8-1/30	163
	Marc Savard	39	10/9-2/13	119
2002-03	Dany Heatley	45	1/3-4/6	167
2001-02	Ilya Kovalchuk	43	11/10-2/11	143
2000-01	Donald Audette	34	12/19-3/11	105
	Tomi Kallio	34	12/6-4/6	79
1999-00	Nelson Emerson	40	11/25-3/12	121

JETS TEAM HISTORY

SEASON-BY-SEASON LEADERS

SEASON-BY-SEASON STREAK LEADERS

PLUS-RATING, MOST CONSECUTIVE GAMES

Year	Player	Games	Dates	Plus Rating
2010-11	Tobias Enstrom	5	12/13-12/20	+8
	Anthony Stewart	5	12/18-12/26	+6
2009-10	Colby Armstrong	6	12/10-12/19	+7
2008-09	Colby Armstrong	7	3/21-4/5	+10
2007-08	Niclas Havelid	4	1/30-2/5	+6
	Eric Perrin	4	11/3-11/10	+6
2006-07	Ilya Kovalchuk	6	3/6-3/16	+8
2005-06	Greg de Vries	6	4/5-4/15	+10
2003-04	Frantisek Kaberle	4	12/5-12/12	+6
	Frantisek Kaberle	4	12/16/12/23	+6
2002-03	Dany Heatley	5	3/9-3/17	+8
2001-02	Daniel Tjarnqvist	5	12/28-1/6	+5
2000-01	Frantisek Kaberle	6	10/28-11/13	+9
1999-00	Patrik Stefan	3	12/3-12/6	+4
	Andrew Brunette	3	12/3-12/6	+4
	Petr Buzek	3	12/3-12/6	+3
	David Harlock	3	10/31-11/6	+3
	Dean Sylvester	3	12/3-12/6	+3
	Yannick Tremblay	3	3/18-3/22	+3

GOALTENDER WINS, MOST CONSECUTIVE GAMES

Year	Player	Games	Dates	Shots - Saves
2010-11	Ondrej Pavelec	6	11/19-11/30	188-183
2009-10	Johan Hedberg	3	3/16-3/20	90-82
2008-09	Kari Lehtonen	5	3/6-3/16	176-170
	Johan Hedberg	5	3/21-4/3	123-111
2007-08	Kari Lehtonen	4	12/18-12/23	123-115
	Johan Hedberg	4	11/13-11/21	104-98
2006-07	Kari Lehtonen	5	12/19-12/27	173-162
	Kari Lehtonen	5	3/2-3/8	158-149
2005-06	Kari Lehtonen	5	1/6-1/18	152-140
2003-04	Pasi Nurminen	4	11/16-11/23	94-85
	Kari Lehtonen	4	3/19-4/3	106-101
2002-03	Pasi Nurminen	3	11/9-11/13	84-77
2001-02	Milan Hnilička	2	10/26-10/27	69-66
	Frederic Cassivi	2	3/22-3/23	87-83
2000-01	Milan Hnilička	3	12/9-12/26	101-94
1999-00	Scott Fankhouser	2	1/4-1/6	53-48

GOALTENDER STARTS, MOST CONSECUTIVE GAMES

Year	Player	Games	Dates	Record
2010-11	Ondrej Pavelec	12	1/17-2/7	3-6-3
2009-10	Ondrej Pavelec	5	10/29-11/7	2-3
2008-09	Kari Lehtonen	9	2/19-3/10	5-3-1
2007-08	Kari Lehtonen	8	12/18-12/31	5-3-0
2006-07	Kari Lehtonen	15	1/6-2/10	6-7-2
2005-06	Kari Lehtonen	28	1/21-4/6	14-13-0
2003-04	Pasi Nurminen	16	2/13-3/17	8-7-1
2002-03	Pasi Nurminen	9	1/15-2/4	6-2-1
2001-02	Milan Hnilička	10	1/11-1/30	4-5-1
2000-01	Milan Hnilička	14	10/28-11/29	4-8-2
1999-00	Damian Rhodes	11	3/16-4/4	2-8-1

JETS TEAM HISTORY

1999-00 SEASON SUMMARY

RESULTS: 14-57-7-4

Date	Opponent	Score	Result
Oct. 2	vs. NJ	1-4	L
Oct. 7	vs. DET	1-7	L
Oct. 9	vs. BUF	5-5	T
Oct. 14	@ NYI	2-0	W
Oct. 16	@ TB	4-4	T
Oct. 17	@ NYR	1-4	L
Oct. 23	vs. COL	2-3	L (OT)
Oct. 26	vs. CSY	2-1	W
Oct. 27	@ TOR	0-4	L
Oct. 31	vs. OTT	4-6	L
Nov. 3	vs. TB	4-1	W
Nov. 6	@ BOS	2-4	L
Nov. 10	@ FLA	1-4	L
Nov. 12	@ NJ	1-5	L
Nov. 13	@ MTL	2-4	L
Nov. 17	vs. TB	5-4	W
Nov. 19	vs. BUF	0-4	L
Nov. 20	@ BUF	3-4	L
Nov. 22	vs. VAN	6-3	W
Nov. 25	vs. OTT	3-6	L
Nov. 27	@ FLA	0-3	L
Nov. 28	vs. DAL	2-4	L
Dec. 3	vs. FLA	2-1	W
Dec. 4	@ NYI	4-3	W
Dec. 6	vs. NSH	3-4	L (OT)
Dec. 8	@ LA	0-4	L
Dec. 10	@ SJ	1-4	L
Dec. 12	@ ANA	1-4	L
Dec. 15	vs. WSH	0-4	L
Dec. 17	vs. BOS	1-3	L
Dec. 18	@ CAR	2-4	L
Dec. 22	@ FLA	3-3	T
Dec. 23	@ PHI	4-4	T
Dec. 26	vs. TB	4-3	W
Dec. 27	@ DET	2-3	L (OT)
Jan. 30	@ NSH	0-6	L
Jan. 1	vs. CAR	2-4	L
Jan. 4	@ BUF	5-4	W
Jan. 6	vs. WSH	3-1	W
Jan. 8	@ WSH	0-3	L
Jan. 12	vs. WSH	2-5	L
Jan. 14	vs. PHI	1-0	W
Jan. 16	@ NYR	3-6	L
Jan. 17	@ BOS	3-3	T
Jan. 19	vs. BOS	3-4	L
Jan. 21	vs. FLA	3-3	T
Jan. 24	vs. NYR	3-6	L
Jan. 27	@ PIT	1-4	L
Jan. 29	@ TB	1-2	L
Jan. 31	vs. PIT	1-2	L (OT)
Feb. 2	@ DAL	1-2	L
Feb. 3	vs. NYR	3-6	L
Feb. 9	@ PIT	2-5	L
Feb. 11	vs. SJ	0-3	L
Feb. 12	vs. CHI	3-4	L
Feb. 15	@ STL	1-4	L
Feb. 6	vs. MTL	1-5	L
Feb. 20	@ PHX	2-4	L
Feb. 22	@ COL	4-3	W
Feb. 25	@ EDM	4-5	L
Feb. 26	@ CSY	2-5	L
Feb. 29	vs. TOR	0-4	L
Mar. 2	vs. STL	2-5	L
Mar. 4	@ OTT	2-3	L
Mar. 6	@ MTL	2-3	L
Mar. 10	vs. NJ	0-9	L
Mar. 12	@ CAR	1-5	L
Mar. 13	vs. EDM	0-3	L
Mar. 16	vs. NYI	2-4	L
Mar. 18	@ TOR	4-1	W
Mar. 21	@ OTT	1-7	L
Mar. 22	vs. MTL	1-1	T
Mar. 24	vs. PIT	3-5	L
Mar. 26	vs. LA	1-4	L
Mar. 28	@ WSH	2-5	L
Mar. 29	vs. PHX	2-3	L
Mar. 31	@ NJ	0-6	L
Apr. 2	vs. NYI	5-4	W
Apr. 4	vs. PHI	3-5	L
Apr. 6	@ PHI	1-3	L
Apr. 8	vs. CAR	3-4	L
Apr. 9	@ CAR	1-2	L

FINAL INDIVIDUAL STATISTICS

Player	GP	ATOI	G	A	PTS	+/-	PIM	PP	SH	GW	
Andrew Brunette	81	19:42	23	27	50	-32	30	9	0	2	
Ray Ferraro	81	16:10	19	25	44	-33	88	10	0	3	
Donald Audette	LA	14:56	12	20	32	6	45	1	0	3	
	ATL	14	21:35	7	4	11	-4	12	0	1	1
	TOTAL	63	16:00	19	24	43	2	57	1	1	4
Yannick Tremblay	75	19:27	10	21	31	-42	22	4	1	2	
Hnat Domenichelli	CSY	32	12:39	5	9	14	0	12	1	0	1
	ATL	27	16:55	6	9	15	-21	4	0	0	0
	TOTAL	59	14:17	11	18	29	-21	16	1	0	1
Stephen Guolla	TB	46	11:26	6	10	16	2	11	2	0	0
	ATL	20	17:47	4	9	13	-13	4	2	0	0
	TOTAL	66	13:05	10	19	29	-11	15	4	0	0
Dean Sylvester	52	13:44	16	10	26	-14	24	1	0	2	
Patrik Stefan*	72	14:49	5	20	25	-20	30	1	0	0	
Mike Stapleton	62	17:18	10	12	22	-29	30	4	0	1	
Petr Buzek*	63	18:24	5	14	19	-22	41	3	0	0	
Johan Garpenlov	73	15:19	2	14	16	-30	31	0	0	0	
Frantisek Kaberle*	LA	37	17:04	0	9	9	3	4	0	0	
	ATL	14	24:39	1	6	7	-13	6	0	1	0
	TOTAL	51	18:43	1	15	16	-10	10	0	1	0
Andreas Karlsson*	51	13:00	5	9	14	-17	14	1	0	0	
Shean Donovan	COL	18	5:20	1	0	1	-4	8	0	0	0
	ATL	33	14:19	4	7	11	-13	18	1	0	1
	TOTAL	51	10:55	5	7	12	-17	26	1	0	1
Denny Lambert	73	11:39	5	6	11	-17	219	2	0	0	
Gord Murphy	58	22:41	1	10	11	-26	38	0	0	0	
Chris Tamer	69	18:29	2	8	10	-32	91	0	0	0	
Maxim Galanov	40	21:32	4	3	7	-12	20	0	0	0	
Per Svartvadet*	38	13:24	3	4	7	-8	6	0	0	0	
Matt Johnson	64	8:25	2	5	7	-11	144	0	0	0	
David Harlock	44	19:41	0	6	6	-8	36	0	0	0	
Steve Staios	27	13:01	2	3	5	-5	66	0	0	0	
Chris McAlpine	STL	21	11:41	1	1	2	1	14	0	0	0
	TB	10	18:23	1	1	2	-5	10	0	0	0
	ATL	3	19:40	0	0	0	-4	2	0	0	0
	TOTAL	34	14:21	2	2	4	-8	26	0	0	0
Sergei Vyshedkevich*	7	23:18	1	3	4	-3	2	1	0	0	
Herbert Vasiljev*	7	9:18	1	0	1	-3	4	0	0	0	
Rumun Ndur	27	13:12	1	0	1	-17	71	0	0	0	
Martin Prochazka	3	16:37	0	1	1	-1	0	0	0	0	
Brett Clark	14	16:51	0	1	1	-12	4	0	0	0	
Bryan Adams*	2	10:57	0	0	0	-1	0	0	0	0	
Vladimir Vujtek	3	10:52	0	0	0	0	0	0	0	0	
Geordie Kinnear	4	18:27	0	0	0	-1	13	0	0	0	
Scott Langkow*	15	51:00	0	0	0	0	0	0	0	0	
Scott Fankhouser*	16	57:50	0	0	0	0	4	0	0	0	
Damian Rhodes	28	55:45	0	0	0	0	2	0	0	0	
Norm Maracle*	32	50:56	0	0	0	0	0	0	0	0	
Goaltender	GPI	MINS	AVG	W	L	T	EN	SO	SV %		
Scott Fankhouser*	16	920	3.20	2	11	2	1	0	.891		
Norm Maracle*	32	1618	3.49	4	19	2	5	1	.890		
Damian Rhodes	28	1561	3.88	5	19	3	3	1	.874		
Scott Langkow*	15	765	4.31	3	11	0	1	0	.861		
TOTALS	82	4966	3.78	14	61	7	10	2	.877		
TRADED / WAIVED PLAYERS											
Player	GP	G	A	PTS	+/-	PIM	PP	SH	GW		
Nelson Emerson	58	14	19	33	-24	47	4	0	0		
Darryl Shannon	49	5	13	18	-14	65	1	0	1		
Kelly Buchberger	68	5	12	17	-34	139	0	0	0		
Ed Ward	44	5	1	6	-5	44	0	2	0		
Jason Botterill	25	1	4	5	-7	17	0	0	1		
Kevin Dean	23	1	0	1	-5	14	0	1	0		
Eric Bertrand*	8	0	0	0	-5	4	0	0	0		
Rick Tabaracci	1	0	0	0	0	0	0	0	0		

*Indicates rookie status

JETS TEAM HISTORY

2000-01 SEASON SUMMARY

RESULTS: 23-45-12-2

Date	Opponent	Score	Result
Oct. 7	vs. NVR	1-2	L
Oct. 11	vs. WSH	3-3	T
Oct. 15	@ TB	2-5	L
Oct. 17	vs. NJ	3-3	T
Oct. 20	vs. NYI	3-5	L
Oct. 21	@ OTT	6-6	T
Oct. 25	@ EDM	3-1	W
Oct. 27	@ VAN	1-1	T
Oct. 28	@ SJ	2-2	T
Nov. 2	vs. LA	2-5	L
Nov. 4	@ BOS	8-3	W
Nov. 6	vs. OTT	2-3	L
Nov. 12	@ WSH	2-2	T
Nov. 13	@ FLA	4-1	W
Nov. 15	vs. NSH	1-0	W
Nov. 17	vs. PHI	2-3	L (OT)
Nov. 18	@ PIT	1-3	L
Nov. 22	@ TB	2-8	L
Nov. 23	vs. MTL	0-6	L
Nov. 25	vs. WSH	2-1	W
Nov. 27	@ MTL	2-3	L
Nov. 29	vs. DET	4-6	L
Dec. 1	vs. TB	5-3	W
Dec. 2	@ CBJ	2-1	W
Dec. 4	vs. BOS	5-4	W
Dec. 6	vs. CAR	3-5	L
Dec. 8	vs. FLA	4-3	W
Dec. 9	@ NYI	5-2	W
Dec. 11	@ NJ	0-4	L
Dec. 13	vs. CHI	3-1	W
Dec. 15	vs. STL	3-6	L
Dec. 19	@ LA	7-6	W
Dec. 20	@ ANA	4-2	W
Dec. 22	@ PHX	1-5	L
Dec. 26	vs. TOR	5-3	W
Dec. 28	@ NYR	4-1	W
Dec. 29	@ NYI	2-5	L
Jan. 1	@ WSH	2-4	L
Jan. 3	@ MIN	1-1	T
Jan. 5	vs. PHI	4-6	L
Jan. 6	@ PHI	2-2	T
Jan. 10	vs. DAL	2-3	L
Jan. 12	vs. MTL	0-3	L
Jan. 13	@ WSH	1-4	L
Jan. 17	vs. ANA	2-5	L
Jan. 20	@ NJ	2-3	L
Jan. 21	vs. NYI	4-4	T
Jan. 23	@ NSH	3-4	L
Jan. 25	vs. TOR	1-2	L (OT)
Jan. 27	@ PIT	1-5	L
Jan. 29	@ NYR	7-2	W
Jan. 30	vs. PIT	3-6	L
Feb. 1	vs. CAR	1-3	L
Feb. 7	@ TOR	1-7	L
Feb. 9	vs. BOS	5-1	W
Feb. 10	vs. FLA	3-7	L
Feb. 13	vs. BUF	5-4	W
Feb. 15	@ BUF	1-3	L
Feb. 17	@ PHI	1-5	L
Feb. 21	@ CAR	3-6	L
Feb. 23	@ CHI	0-1	L
Feb. 25	@ COL	2-5	L
Feb. 27	vs. CAR	1-1	T
Mar. 2	@ FLA	4-3	W
Mar. 3	vs. FLA	2-2	T
Mar. 6	vs. COL	2-4	L
Mar. 8	vs. PIT	3-5	L
Mar. 10	@ BOS	7-5	W
Mar. 11	vs. CGY	3-3	T
Mar. 14	@ OTT	1-8	L
Mar. 16	vs. CBJ	0-3	L
Mar. 18	vs. VAN	3-5	L
Mar. 21	vs. TB	3-4	L
Mar. 22	@ TB	2-0	W
Mar. 24	@ MTL	3-2	W
Mar. 26	vs. BUF	0-4	L
Mar. 28	vs. NJ	2-4	L
Mar. 30	@ BUF	0-4	L
Apr. 1	vs. NYR	2-4	L
Apr. 3	vs. OTT	5-2	W
Apr. 5	@ DET	0-4	L
Apr. 6	@ CAR	2-3	L

FINAL INDIVIDUAL STATISTICS

Player	GP	ATOI	G	A	PTS	+/-	PIM	PP	SH	GW
Ray Ferraro	81	18:19	29	47	76	-11	91	11	0	2
Andrew Brunette	77	16:58	15	44	59	-5	26	6	0	4
Jiri Slegr	PIT 42	17:37	5	10	15	-9	60	0	1	1
	ATL 33	21:34	3	16	19	-1	36	2	0	0
TOTAL	75	19:35	8	26	34	-10	96	2	1	1
Patrik Stefan	66	14:07	10	21	31	-3	22	0	0	1
Stephen Guolla	63	14:41	12	16	28	-6	23	2	0	3
Hnat Domenichelli	63	14:21	15	12	27	-9	18	4	0	1
Tomi Kallio*	56	16:17	14	13	27	-3	22	2	0	2
Shean Donovan	63	14:03	12	11	23	-14	47	1	3	1
Steve Staios	70	21:45	9	13	22	-23	137	4	0	0
Per Svartvadet	69	14:42	10	11	21	-6	20	0	2	1
Chris Tamer	82	19:42	4	13	17	-1	128	0	1	1
Andreas Karlsson	60	12:54	5	11	16	-2	16	0	1	0
Frantisek Kaberle	51	22:17	4	11	15	11	18	1	0	1
Ladislav Kohn	ANA 51	10:59	4	3	7	-15	42	0	1	0
	ATL 26	13:38	3	4	7	-12	44	0	1	0
TOTAL	77	11:52	7	7	14	-27	86	0	2	0
Gord Murphy	27	20:44	3	11	14	-11	12	2	0	0
Jeff Odgers	82	8:39	6	7	13	-8	226	0	0	1
Yannick Tremblay	46	20:27	4	8	12	-6	30	1	0	1
Dean Sylvester	43	14:04	5	6	11	-16	8	1	0	0
Yves Sarault	20	13:08	5	4	9	-9	26	2	0	0
Herbert Vasiljevs*	21	16:01	4	5	9	-11	14	2	0	1
Denny Lambert	67	9:08	1	7	8	-5	215	0	0	0
Brad Tapper*	16	12:44	2	3	5	1	6	0	0	0
Chris Joseph	PHX 24	12:59	1	1	2	-4	16	0	1	0
	ATL 19	20:48	0	3	3	-7	20	0	0	0
TOTAL	43	16:43	1	4	5	-11	36	0	1	0
Andrei Skopintsev	17	18:13	1	3	4	-7	16	0	0	1
Jarrod Skalde	19	13:57	1	2	3	-8	20	0	0	0
Brett Clark	28	18:02	1	2	3	-12	14	0	0	0
Adam Burt	27	19:05	0	2	2	2	27	0	0	0
Bryan Adams*	9	9:37	0	1	1	-4	2	0	0	0
David Harlock	65	17:04	0	1	1	-28	62	0	0	0
Dan Snyder*	2	6:55	0	0	0	0	0	0	0	0
J.P. Vigier*	2	9:56	0	0	0	-2	0	0	0	0
Brian Pothier*	3	20:38	0	0	0	4	2	0	0	0
Petr Buzek	5	17:26	0	0	0	2	8	0	0	0
Scott Fankhouser*	7	37:14	0	0	0	0	2	0	0	0
Darcy Hordichuk*	11	7:18	0	0	0	-3	38	0	0	0
Norm Maracle	13	57:55	0	0	0	0	0	0	0	0
Milan Hnilicka	36	52:19	0	0	0	0	4	0	0	0
Damian Rhodes	38	54:52	0	0	0	0	16	0	0	0
Goaltender										
	GPI	MINS	AVG	W	L	T	EN	SO	SV %	
Milan Hnilicka	36	1879	3.35	12	19	2	1	2	.890	
Damian Rhodes	38	2072	3.36	7	19	7	5	0	.897	
Norm Maracle	13	753	3.43	2	8	3	3	0	.894	
Scott Fankhouser*	7	260	3.69	2	1	0	0	0	.900	
TOTALS	82	4983	3.48	23	47	12	9	2	.891	
TRADED / WAIVED PLAYERS										
Player	GP	G	A	PTS	+/-	PIM	PP	SH	GW	
Donald Audette	64	32	39	71	-3	64	13	1	2	
Sergei Vshedkevich*	23	1	2	3	-7	14	0	0	0	

* Indicates rookie status

JETS TEAM HISTORY 2001-02 SEASON SUMMARY

RESULTS: 19-47-11-5

Date	Opponent	Score	Result
Oct. 4	@ BUF	2-1	W
Oct. 6	@ BOS	3-4	L (OT)
Oct. 13	vs. CAR	2-5	L
Oct. 16	vs. PHI	3-3	T
Oct. 19	vs. NYR	3-4	L
Oct. 20	@ CAR	1-2	L (OT)
Oct. 23	vs. PIT	2-4	L
Oct. 26	vs. WSH	1-0	W
Oct. 27	vs. TB	4-3	W
Oct. 30	vs. OTT	3-6	L
Nov. 1	@ SJ	2-5	L
Nov. 3	@ LA	1-4	L
Nov. 4	@ ANA	0-5	L
Nov. 7	@ NJ	2-3	L
Nov. 8	@ BUF	0-8	L
Nov. 10	@ WSH	0-3	L
Nov. 13	@ MIN	2-4	L
Nov. 16	vs. NSH	4-4	T
Nov. 18	@ NYR	2-6	L
Nov. 19	vs. BUF	3-2	W
Nov. 22	vs. MTL	2-5	L
Nov. 24	@ OTT	6-3	W
Nov. 27	@ MTL	1-5	L
Nov. 29	@ TB	2-5	L
Dec. 1	@ FLA	5-2	W
Dec. 4	vs. BOS	2-3	L
Dec. 6	vs. WSH	3-3	T
Dec. 8	@ PIT	3-6	L
Dec. 10	vs. PHI	1-3	L
Dec. 12	vs. MTL	3-3	T
Dec. 14	vs. CHI	1-3	L
Dec. 15	@ WSH	2-5	L
Dec. 18	@ BOS	3-2	W
Dec. 19	vs. SJ	2-4	L
Dec. 21	@ CAR	4-5	L (OT)
Dec. 23	vs. DAL	1-4	L
Dec. 26	vs. FLA	3-3	T
Dec. 28	vs. TOR	5-4	W
Dec. 31	@ FLA	3-4	L
Jan. 2	@ DAL	1-2	L
Jan. 3	@ PHX	1-2	L
Jan. 6	vs. NYI	2-3	L
Jan. 8	@ PHI	4-7	L
Jan. 9	vs. OTT	4-3	W
Jan. 11	vs. CGY	1-0	W
Jan. 13	vs. TB	2-2	T
Jan. 15	@ TOR	3-2	W
Jan. 17	@ PHI	3-6	L
Jan. 19	@ FLA	6-1	W
Jan. 22	vs. WSH	0-3	L
Jan. 24	vs. NJ	4-2	W
Jan. 26	@ PIT	2-3	L (OT)
Jan. 28	vs. PHX	2-4	L
Jan. 30	vs. TOR	0-6	L
Feb. 5	vs. EDM	3-2	W
Feb. 7	@ NJ	3-3	T
Feb. 8	vs. NYR	1-2	L
Feb. 11	@ TOR	4-5	L
Feb. 12	@ STL	0-3	L
Feb. 26	vs. BUF	2-1	W
Mar. 1	vs. NYI	4-3	W
Mar. 2	@ NYI	1-4	L
Mar. 4	@ MTL	3-5	L
Mar. 6	vs. ANA	0-4	L
Mar. 8	vs. BOS	1-3	L
Mar. 10	@ NYI	1-6	L
Mar. 12	vs. TB	4-4	T
Mar. 14	vs. COL	2-0	W
Mar. 16	vs. VAN	2-4	L
Mar. 18	vs. PIT	2-4	L
Mar. 20	@ TB	2-4	L
Mar. 22	@ NYR	5-2	W
Mar. 23	@ OTT	3-2	W
Mar. 27	vs. MIN	2-4	L
Mar. 30	@ DET	1-4	L
Apr. 2	@ CGY	2-4	L
Apr. 3	@ COL	0-6	L
Apr. 5	vs. NJ	1-3	L
Apr. 7	@ CAR	1-1	T
Apr. 10	vs. FLA	4-4	T
Apr. 12	@ CBJ	4-5	L (OT)
Apr. 14	vs. CAR	2-2	T

FINAL INDIVIDUAL STATISTICS

Player	GP	ATOI	G	A	PTS	+/-	PIM	PP	SH	GW	
Dany Heatley*	82	19:53	26	41	67	-19	56	7	0	4	
Ilya Kovalchuk*	65	18:32	29	22	51	-9	28	7	0	4	
Tony Hrkac	80	17:29	18	26	44	-12	12	5	1	2	
Lubos Bartek	71	14:28	13	14	27	-15	30	1	0	0	
Frantisek Kaberle	61	21:35	5	20	25	-11	24	1	0	0	
Yannick Tremblay	66	21:50	9	15	24	-15	47	1	0	1	
Patrik Stefan	59	15:58	7	16	23	-4	22	0	1	0	
Pascal Rheaume	CHI	19	9:22	0	2	-1	4	0	0	0	
	ATL	42	14:27	11	9	20	-3	25	6	0	2
	TOTAL	61	12:52	11	11	22	-4	29	6	0	2
Tomi Kallio	60	21:21	8	14	22	-8	12	1	0	0	
Daniel Tjernqvist*	75	21:32	2	16	18	-22	14	1	0	0	
Per Svartvadet	78	13:22	3	12	15	-12	24	0	0	0	
Andy Sutton	MIN	19	10:57	2	4	6	-4	35	1	0	0
	ATL	24	15:25	0	4	4	0	46	0	0	0
	TOTAL	43	13:26	2	8	10	-4	81	1	0	0
Brian Pothier*	33	21:41	3	6	9	-19	22	1	0	1	
Jeff Odgers	46	8:37	4	4	8	-3	135	0	0	1	
Todd Reiden	65	18:02	3	5	8	-25	82	1	0	0	
Andreas Karlsson	42	12:30	1	7	8	-8	20	0	0	0	
Jeff Cowan	CGY	19	7:44	1	0	1	-3	40	0	0	1
	ATL	38	12:27	4	1	5	-11	50	0	0	1
	TOTAL	57	10:52	5	1	6	-14	90	0	0	2
Chris Tamer	78	18:30	3	3	6	-11	111	0	1	0	
Brad Tapper*	20	13:21	2	4	6	-3	43	0	0	0	
J.P. Vigier*	15	13:13	4	1	5	-5	4	0	0	0	
Yuri Butsayev	DET	3	9:44	0	0	0	-1	0	0	0	0
	ATL	8	13:28	2	0	2	1	4	0	0	0
	TOTAL	11	12:26	2	0	2	0	4	0	0	0
Dan Snyder*	11	10:57	1	1	2	-3	30	0	0	0	0
Milan Hnilicka	60	56:11	0	2	2	0	8	0	0	0	0
Kamil Piroso*	8	12:12	0	1	1	-2	4	0	0	0	0
Mike Weaver*	16	13:54	0	1	1	0	10	0	0	0	0
David Harlock	19	14:55	0	1	1	-2	18	0	0	0	0
Norm Maracle	1	60:00	0	0	0	0	0	0	0	0	0
Luke Sellars*	1	3:27	0	0	0	0	2	0	0	0	0
Derek MacKenzie*	1	13:51	0	0	0	-1	2	0	0	0	0
Brett Clark	2	15:32	0	0	0	-3	0	0	0	0	0
Mark Hartigan*	2	13:16	0	0	0	-2	2	0	0	0	0
Kirill Safronov*	PHX	1	6:08	0	0	0	-2	0	0	0	0
	ATL	2	21:11	0	0	0	-3	2	0	0	0
	TOTAL	3	16:10	0	0	0	-5	2	0	0	0
Francis Lessard*	5	12:45	0	0	0	0	26	0	0	0	0
Frederic Cassivi	6	51:16	0	0	0	0	0	0	0	0	0
Ben Simon*	6	9:20	0	0	0	1	6	0	0	0	0
Pasi Nurminen*	9	51:39	0	0	0	0	0	0	0	0	0
Damian Rhodes	15	51:26	0	0	0	0	0	0	0	0	0

Goaltender	GPI	MINS	AVG	W	L	T	EN	SO	SV%
Norm Maracle	1	60	3.00	0	1	0	0	0	.850
Milan Hnilicka	60	3367	3.19	13	33	10	9	3	.908
Frederic Cassivi	6	307	3.32	2	3	0	1	0	.918
Pasi Nurminen*	9	465	3.61	2	5	0	1	0	.898
Damian Rhodes	15	769	3.67	2	10	1	3	0	.893
TOTALS	82	4994	3.46	19	52	11	14	3	.901

TRADED / WAIVED PLAYERS										
Player	GP	G	A	PTS	+/-	PIM	PP	SH	GW	
Ray Ferraro	61	8	19	27	-32	66	2	0	0	
Hnat Domenichelli	40	8	11	19	-18	34	1	0	1	
Shean Donovan	48	6	6	12	-16	40	1	0	2	
Jiri Slegar	38	3	5	8	-21	51	1	0	0	
Bob Corkum	65	3	4	7	-30	16	0	0	0	
Darcy Hordichuk	33	1	1	2	-5	127	0	0	0	
David Harlock	19	0	1	1	-2	18	0	0	0	
Brett Clark	2	0	0	0	-3	0	0	0	0	
Petr Buzek	9	0	0	0	-4	13	0	0	0	

* Indicates rookie status

JETS TEAM HISTORY

2002-03 SEASON SUMMARY

RESULTS: 31-39-7-5

Date	Opponent	Score	Result
Oct. 11	@ CAR	3-5	L
Oct. 12	vs. FLA	4-5	L (OT)
Oct. 16	@ PIT	2-3	L
Oct. 18	@ TB	5-8	L
Oct. 19	vs. NYI	4-5	L
Oct. 21	@ FLA	2-3	L
Oct. 23	vs. NJ	1-2	L
Oct. 26	@ BOS	3-4	L
Oct. 29	vs. LA	0-4	L
Oct. 31	@ TOR	3-3	T
Nov. 2	@ FLA	3-1	W
Nov. 7	@ CHI	0-5	L
Nov. 9	@ BUF	6-4	W
Nov. 11	vs. SJ	2-1	W
Nov. 13	vs. CBJ	3-2	W
Nov. 15	vs. PHX	1-5	L
Nov. 17	vs. ANA	1-5	L
Nov. 19	vs. FLA	4-3	W
Nov. 22	vs. PIT	1-3	L
Nov. 23	@ WSH	3-6	L
Nov. 26	@ MTL	2-3	L
Nov. 28	vs. NYR	7-4	W
Dec. 1	vs. WSH	5-4	W
Dec. 5	@ BOS	3-4	L (OT)
Dec. 6	@ WSH	6-7	L (OT)
Dec. 8	vs. EDM	0-3	L
Dec. 11	@ PHX	2-4	L
Dec. 13	@ DAL	1-3	L
Dec. 14	@ STL	0-4	L
Dec. 16	vs. TOR	1-0	W
Dec. 18	vs. PHI	1-3	L
Dec. 20	vs. CAR	2-3	L (OT)
Dec. 23	@ TOR	1-5	L
Dec. 27	@ CAR	5-3	W
Dec. 28	vs. BOS	0-1	L
Dec. 30	@ PIT	3-2	W
Jan. 2	@ OTT	1-8	L
Jan. 3	vs. PIT	1-4	L
Jan. 5	vs. PHI	4-5	L
Jan. 7	vs. CAR	3-3	T
Jan. 9	@ TB	3-2	W
Jan. 11	@ NYI	3-7	L
Jan. 13	@ PHI	7-4	W
Jan. 15	vs. MTL	1-0	W
Jan. 17	vs. BOS	3-1	W
Jan. 19	vs. NYI	1-4	L
Jan. 21	vs. STL	9-4	W
Jan. 23	vs. OTT	3-3	T
Jan. 25	@ NYR	4-1	W
Jan. 28	vs. NYR	5-2	W
Jan. 30	vs. TOR	2-5	L
Feb. 4	@ MTL	4-3	W
Feb. 7	@ NJ	4-2	W
Feb. 8	@ OTT	1-3	L
Feb. 12	vs. WSH	1-5	L
Feb. 14	vs. TB	2-2	T
Feb. 15	vs. DET	2-6	L
Feb. 17	vs. BUF	4-3	W
Feb. 19	@ TB	0-2	L
Feb. 23	@ EDM	3-3	T
Feb. 25	@ VAN	0-8	L
Feb. 27	@ COL	4-3	W
Mar. 1	@ LA	1-4	L
Mar. 2	@ ANA	4-1	W
Mar. 6	@ WSH	4-4	T
Mar. 7	vs. FLA	1-2	L
Mar. 9	vs. MIN	4-6	L
Mar. 11	@ NJ	3-2	W
Mar. 13	vs. MTL	2-4	L
Mar. 15	vs. BUF	5-3	W
Mar. 17	vs. CBJ	3-2	W
Mar. 19	vs. DAL	4-5	L (OT)
Mar. 21	vs. OTT	1-5	L
Mar. 22	@ CBJ	3-2	W
Mar. 24	@ PHI	2-6	L
Mar. 26	vs. CAR	5-1	W
Mar. 28	vs. NJ	1-1	T
Mar. 29	@ NSH	3-2	W
Mar. 31	@ NYR	4-3	W
Apr. 2	@ BUF	3-4	L
Apr. 5	@ NYI	3-2	W
Apr. 6	vs. TB	6-2	W

FINAL INDIVIDUAL STATISTICS

Player	GP	ATOI	G	A	PTS	+/-	PIM	PP	SH	GW
Dany Heatley	77	21:57	41	48	89	-8	58	19	1	6
Vyacheslav Kozlov	79	20:01	21	49	70	-10	66	9	1	2
Ilya Kovalchuk	81	19:27	38	29	67	-24	57	9	0	3
Marc Savard	CGY	10	14:41	1	2	3	-3	8	0	0
	ATL	57	19:50	16	31	47	-11	77	6	0
TOTAL	67	19:03	17	33	50	-14	85	6	0	4
Patrik Stefan	71	16:50	13	21	34	-10	12	3	0	2
Yannick Tremblay	75	21:45	8	22	30	-27	32	5	0	1
Shawn McEachern	46	19:18	10	16	26	-27	28	4	1	1
Tony Hrkac	80	16:06	9	17	26	-16	14	2	0	2
Frantisek Kaberle	79	21:57	7	19	26	-19	32	3	1	2
Andy Sutton	53	18:00	3	18	21	-8	114	1	1	0
Lubos Bartekco	37	12:31	7	9	16	3	8	0	0	1
Daniel Tjarnqvist	75	21:53	3	12	15	-20	26	1	0	0
Brad Tapper	35	13:03	10	4	14	2	23	1	0	3
Dan Snyder*	36	10:54	10	4	14	-4	34	0	1	1
Chris Tamer	72	15:41	1	9	10	-10	118	0	0	0
Jeff Cowan	66	8:24	3	5	8	-15	115	0	0	0
Per Svartvadet	62	11:46	1	7	8	-11	8	0	0	0
Mark Hartigan*	23	10:52	5	2	7	-8	6	1	0	0
Jeff Odgers	74	7:48	2	4	6	-13	171	0	0	1
Kamil Piro*	3	17:05	3	2	5	4	2	0	0	1
Mike Weaver*	40	18:38	0	5	5	-5	20	0	0	0
Kirill Safronov*	32	15:02	2	2	4	-10	14	0	0	0
Pasi Nurminen	52	54:55	0	3	3	0	4	0	0	0
Yuri Butsayev	16	12:05	2	0	2	-5	8	0	0	0
Joe DiPenta*	3	15:47	1	1	2	3	0	0	0	0
Garnet Exelby*	15	18:04	0	2	2	0	41	0	0	0
Francis Lessard*	18	5:40	0	2	2	1	61	0	0	0
Ben Simon*	10	9:25	0	1	1	0	9	0	0	0
Frederic Cassivi	2	61:30	0	0	0	0	0	0	0	0
Kurtis Foster*	2	11:06	0	0	0	-2	0	0	0	0
Simon Gamache*	2	12:37	0	0	0	-1	2	0	0	0
Jeff Farkas*	3	13:32	0	0	0	-1	0	0	0	0
Uwe Krupp	4	15:19	0	0	0	-2	10	0	0	0
Zdenek Blatny*	4	10:31	0	0	0	-1	0	0	0	0
J.P. Vigier	13	14:07	0	0	0	-13	4	0	0	0
Byron Dafeo	17	52:38	0	0	0	0	0	0	0	0
Milan Hnilicka	21	52:23	0	0	0	0	2	0	0	0
Goaltender	GPI	MINS	AVG	W	L	T	EN	SO	SV %	
Pasi Nurminen	52	2856	2.88	21	19	5	6	2	.906	
Milan Hnilicka	21	1097	3.56	4	13	1	0	0	.893	
Byron Dafeo	17	895	4.36	5	11	1	0	0	.862	
Frederic Cassivi	2	123	5.37	1	1	0	0	0	.810	
TOTALS	82	4993	3.41	31	44	7	6	2	.890	
TRADED / WAITED PLAYERS										
Player	GP	G	A	PTS	+/-	PIM	PP	SH	GW	
Pascal Rheaume	56	4	9	13	-8	24	0	2	1	
Richard Smeehlik	43	2	9	11	-4	16	0	0	0	
Chris Herperger	27	4	1	5	-11	7	0	0	0	
Tomi Kallio	5	0	2	2	-2	4	0	0	0	

*Indicates rookie status

JETS TEAM HISTORY

2003-04 SEASON SUMMARY

RESULTS: 33-37-8-4

Date	Opponent	Score	Result
Oct. 9	vs. CBJ	2-1	W
Oct. 11	@ WSH	4-3	W
Oct. 14	vs. NYI	2-2	T
Oct. 16	@ NVR	0-0	T
Oct. 18	vs. CHI	7-2	W
Oct. 21	@ TB	2-2	L (OT)
Oct. 23	vs. NSH	4-2	W
Oct. 25	vs. FLA	2-3	L
Oct. 27	@ TOR	3-2	W
Oct. 30	@ MIN	2-3	L
Oct. 31	@ WSH	1-2	L
Nov. 2	vs. SJ	2-2	T
Nov. 5	@ BUF	7-4	W
Nov. 7	@ CBJ	2-4	L
Nov. 8	@ NYI	4-3	W
Nov. 11	vs. OTT	3-5	L
Nov. 13	@ CAR	1-5	L
Nov. 15	@ PHI	0-4	L
Nov. 16	vs. FLA	5-2	W
Nov. 19	vs. BOS	5-4	W
Nov. 21	@ FLA	6-3	W
Nov. 23	vs. PHX	1-0	W
Nov. 25	vs. OTT	3-6	L
Nov. 27	vs. TOR	1-3	L
Nov. 29	vs. TB	2-1	W
Dec. 1	@ PIT	3-4	L
Dec. 3	vs. BOS	4-6	L
Dec. 5	vs. ANA	6-2	W
Dec. 6	@ FLA	4-3	W
Dec. 10	vs. LA	4-3	W
Dec. 12	vs. PIT	6-3	W
Dec. 13	@ NYI	0-4	L
Dec. 16	vs. WSH	0-5	L
Dec. 18	vs. NJ	0-3	L
Dec. 20	@ PIT	7-4	W
Dec. 21	vs. PHI	4-1	W
Dec. 26	vs. TB	3-1	W
Dec. 28	@ OTT	2-5	L
Dec. 29	vs. MTL	1-2	L
Dec. 31	@ DET	5-6	L (OT)
Jan. 3	@ MTL	1-5	L
Jan. 8	@ DAL	1-2	L
Jan. 10	@ SJ	2-5	L
Jan. 11	@ PHX	1-1	T
Jan. 14	vs. MTL	1-2	L
Jan. 16	vs. CAR	3-4	L
Jan. 18	@ CAR	5-2	W
Jan. 20	vs. BUF	4-1	W
Jan. 22	vs. COL	1-1	T
Jan. 24	vs. NYI	0-3	L
Jan. 25	@ NJ	2-3	L
Jan. 28	vs. STL	1-1	T
Jan. 30	vs. TOR	1-4	L
Jan. 31	@ TB	2-5	L
Feb. 3	@ BOS	4-5	L
Feb. 5	vs. PHI	1-5	L
Feb. 10	@ CGY	2-5	L
Feb. 11	@ EDM	1-5	L
Feb. 13	@ VAN	4-1	W
Feb. 16	@ BUF	2-7	L
Feb. 17	@ MTL	4-1	W
Feb. 19	@ OTT	3-2	W
Feb. 21	@ PHI	4-5	L
Feb. 25	vs. TB	2-4	L
Feb. 27	@ NJ	3-2	W
Feb. 29	vs. NVR	3-2	W
Mar. 2	@ NVR	4-3	W
Mar. 5	vs. CAR	2-3	L (OT)
Mar. 6	@ BOS	2-2	T
Mar. 9	vs. NVR	0-2	L
Mar. 12	@ CAR	2-4	L
Mar. 13	vs. WSH	5-2	W
Mar. 15	vs. CAR	1-0	W
Mar. 17	vs. BUF	3-4	L (OT)
Mar. 19	vs. FLA	3-2	W
Mar. 20	@ WSH	2-2	T
Mar. 24	vs. WSH	3-2	W
Mar. 26	vs. NJ	0-5	L
Mar. 27	@ FLA	3-0	W
Mar. 29	@ TOR	2-4	L
Apr. 2	vs. PIT	2-3	L
Apr. 3	@ TB	2-1	W

FINAL INDIVIDUAL STATISTICS

Player	GP	ATOI	G	A	PTS	+/-	PIM	PP	SH	GW
Ilya Kovalchuk	81	23:41	41	46	87	-10	63	16	1	6
Shawn McEachern	82	20:13	17	38	55	5	76	5	1	3
Vyacheslav Kozlov	76	20:20	20	32	52	-12	74	6	0	1
Marc Savard	45	22:19	19	33	52	-8	85	6	1	3
Patrik Stefan	82	16:28	14	26	40	-7	26	3	2	2
Randy Robitaille	69	15:51	11	26	37	-12	20	5	0	2
Ronald Petrovicky	78	14:16	16	15	31	-9	123	0	0	1
Frantisek Kaberle	67	23:19	3	26	29	2	30	2	0	1
Dany Heatley	31	19:52	13	12	25	-8	18	5	0	3
Serge Aubin	66	15:59	10	15	25	0	73	1	0	2
Andy Sutton	65	23:20	8	13	21	0	94	7	1	1
Daniel Tjernqvist	68	22:16	5	15	20	-4	20	0	2	1
J.P. Vigier	70	14:36	10	8	18	-18	22	2	2	3
Ivan Majesky	63	14:27	3	7	10	-7	76	0	0	0
Yannick Tremblay	38	21:35	2	8	10	-13	13	1	0	1
Garnet Exelby*	71	19:31	1	9	10	-10	134	0	0	0
Chris Tamer	38	17:58	2	5	7	-9	55	0	0	1
Brad Larsen	COL 26	7:41	2	2	4	2	11	0	0	0
	ATL 6	13:39	0	0	0	-2	2	0	0	0
TOTAL	32	8:48	2	2	4	0	13	0	0	0
Shawn Heins	17	13:52	0	4	4	-1	16	0	0	0
Zdenek Blatny*	16	10:26	3	0	3	0	6	0	0	0
Ben Simon	52	6:04	3	0	3	-10	28	0	0	0
Tommi Santala*	33	10:07	1	2	3	-7	22	0	0	1
Francis Lessard*	62	4:27	1	1	2	-5	181	0	0	0
Pasi Nurminen	64	58:24	0	2	2	0	35	0	0	0
Kip Brennan*	LA 18	5:00	1	0	1	-1	79	0	0	0
	ATL 5	3:36	0	0	0	0	17	0	0	0
TOTAL	23	4:42	1	0	1	-1	96	0	0	0
Brian Swanson	2	6:35	0	1	1	0	0	0	0	0
Kurtis Foster*	3	6:58	0	1	1	0	0	0	0	0
Karl Stewart*	5	4:27	0	1	1	0	4	0	0	0
Kyle Rossiter*	FLA 4	11:54	0	0	0	-1	7	0	0	0
	ATL 2	10:14	0	1	1	1	0	0	0	0
TOTAL	6	11:21	0	1	1	0	7	0	0	0
Daniel Corso	7	12:59	0	1	1	-2	0	0	0	0
Derek MacKenzie*	12	6:38	0	1	1	0	10	0	0	0
Tomas Kloucek	NSH 5	11:34	0	1	1	3	10	0	0	0
	ATL 37	8:00	0	0	0	-8	25	0	0	0
TOTAL	42	8:25	0	1	1	-5	35	0	0	0
Mike Weaver	1	8:28	0	0	0	-1	0	0	0	0
Kari Lehtonen*	4	59:59	0	0	0	0	0	0	0	0
Byron Dafeo	18	54:02	0	0	0	0	2	0	0	0
Bill Lindsay	24	5:55	0	0	0	-6	25	0	0	0
Goaltender	GPI	MINS	AVG	W	L	T	EN	SO	SV%	
Kari Lehtonen*	4	239	1.25	4	0	0	0	1	.953	
Pasi Nurminen	64	3738	2.77	25	30	7	11	3	.904	
Byron Dafeo	18	972	3.14	4	11	1	2	0	.898	
TOTALS	82	4989	2.92	33	41	8	14	4	.899	
TRADED / WAIVED PLAYERS										
Player	GP	G	A	PTS	+/-	PIM	PP	SH	GW	
Jeff Cowan	58	9	15	24	2	68	1	0	1	
Jean-Luc Grand-Pierre	27	2	2	4	-7	26	0	1	0	
Simon Gamache	2	0	1	1	0	0	0	0	0	
Kamil Piroo	14	0	1	1	-3	4	0	0	0	

*Indicates rookie status

JETS TEAM HISTORY

2005-06 SEASON SUMMARY

RESULTS: 41-33-8

Date	Opponent	Score	Result
Oct. 5	@ FLA	0-2	L
Oct. 7	@ WSH	7-3	W
Oct. 8	vs. WSH	8-1	W
Oct. 12	vs. MTL	0-2	L
Oct. 14	vs. TOR	1-9	L
Oct. 15	@ NYR	1-5	L
Oct. 20	vs. TB	0-6	L
Oct. 22	vs. NJ	4-3	W
Oct. 25	@ NYI	3-4	L
Oct. 27	@ PIT	5-7	L
Oct. 29	vs. TB	2-3	L
Nov. 1	@ TB	6-4	W
Nov. 4	@ WSH	2-3	SQL
Nov. 5	@ PHI	3-4	L
Nov. 9	vs. PIT	5-0	W
Nov. 11	vs. TB	5-2	W
Nov. 12	@ CAR	9-0	W
Nov. 16	vs. NYI	3-7	L
Nov. 18	@ PHI	6-5	OTW
Nov. 19	@ TOR	1-5	L
Nov. 22	@ MTL	2-3	SQL
Nov. 24	vs. NYR	3-6	L
Nov. 26	vs. FLA	7-4	W
Nov. 27	@ CAR	5-2	W
Nov. 29	vs. CAR	3-4	OTL
Dec. 1	vs. TOR	0-4	L
Dec. 3	@ ANA	1-2	L
Dec. 5	@ PHX	2-5	L
Dec. 6	@ SJ	3-5	L
Dec. 9	vs. CBJ	5-2	W
Dec. 11	vs. CHI	4-5	SQL
Dec. 13	vs. DET	7-6	W
Dec. 15	@ NY	2-3	OTW
Dec. 17	vs. FLA	2-1	W
Dec. 22	vs. WSH	5-6	SQL
Dec. 23	@ NY	1-0	W
Dec. 26	vs. MTL	4-0	W
Dec. 28	vs. PHI	3-4	OTL
Dec. 30	@ BUF	1-4	L
Jan. 1	@ WSH	5-2	W
Jan. 2	vs. OTT	9-3	W
Jan. 4	@ CAR	3-4	L
Jan. 6	vs. PIT	6-4	W
Jan. 7	@ PIT	4-3	W
Jan. 11	vs. NSH	4-3	SQL
Jan. 13	vs. STL	2-0	W
Jan. 18	@ DAL	5-2	W
Jan. 19	@ LA	6-8	L
Jan. 21	vs. TB	0-2	L
Jan. 24	vs. BOS	2-3	L
Jan. 26	vs. CAR	1-5	L
Jan. 28	@ CAR	1-4	L
Jan. 31	vs. BUF	2-5	L
Feb. 3	@ FLA	2-5	L
Feb. 4	vs. FLA	6-4	W
Feb. 7	@ TOR	1-4	L
Feb. 9	@ OTT	2-1	W
Feb. 11	@ MTL	2-1	SQL
Mar. 1	@ BUF	4-2	W
Mar. 2	@ BOS	2-3	L
Mar. 4	vs. WSH	3-2	OTW
Mar. 6	vs. FLA	4-3	SQL
Mar. 8	vs. NYR	3-2	SQL
Mar. 10	vs. OTT	1-3	L
Mar. 12	@ NYR	3-2	OTW
Mar. 16	vs. NYI	4-2	W
Mar. 18	vs. PHI	2-4	L
Mar. 20	vs. BUF	5-0	W
Mar. 21	@ BOS	5-4	SQL
Mar. 23	vs. NJ	6-5	OTW
Mar. 25	@ NYI	1-5	L
Mar. 30	@ TB	3-4	L
Apr. 1	vs. CAR	5-2	W
Apr. 3	@ OTT	4-6	L
Apr. 5	@ FLA	5-2	W
Apr. 6	@ TB	2-3	SQL
Apr. 8	vs. CAR	5-2	W
Apr. 11	@ TB	6-2	W
Apr. 13	vs. WSH	5-3	W
Apr. 15	vs. BOS	4-3	W
Apr. 17	@ WSH	4-6	L
Apr. 18	@ FLA	1-2	OTL

FINAL INDIVIDUAL STATISTICS

Player	GP	ATOI	G	A	PTS	+/-	PTM	PP	SH	GW
Ilya Kovalchuk	78	22:22	52	46	98	-6	68	27	0	7
Marc Savard	82	20:30	28	69	97	7	100	14	1	4
Marian Hossa	80	21:41	39	53	92	17	67	14	7	7
Vyacheslav Kozlov	82	17:46	25	46	71	14	33	8	0	1
Peter Bonura	62	15:56	21	18	39	-3	40	8	0	1
Jaroslav Modry	79	20:47	7	31	38	-9	76	5	0	2
Greg de Vries	82	22:00	7	28	35	1	76	3	0	2
Scott Mellanby	71	13:24	12	22	34	5	55	3	0	3
Bobby Holik	64	17:30	15	18	33	-6	79	5	0	0
Niclas Havelid	82	24:25	4	28	32	9	48	2	0	0
Andy Sutton	76	21:04	8	17	25	13	144	2	1	3
Patrik Stefan	64	13:49	10	14	24	3	36	2	0	3
Serge Aubin	74	11:05	7	17	24	-4	79	1	0	0
Jim Slater*	71	10:05	10	10	20	1	46	1	0	0
Ronald Petrovicky	60	11:53	8	12	20	-8	62	2	0	2
Steve McCarthy	ATL	16	16:44	7	3	10	0	8	2	0
	VAN	51	13:16	2	4	6	3	43	0	0
	TOTAL	67	14:06	9	7	16	3	51	2	0
Brad Larsen	62	10:58	7	8	15	-3	21	0	3	1
J.P. Vigier	41	14:21	4	6	10	-4	40	1	1	0
Garnet Exelby	75	15:40	1	9	10	11	75	0	0	0
Eric Boulton	51	4:54	4	5	9	-4	87	0	0	0
Shane Hnidy	66	10:14	0	3	3	1	33	0	0	0
Ramzi Abid	6	8:10	0	2	2	1	6	0	0	0
Michael Garnett*	24	52:58	0	2	2	0	0	0	0	0
Braydon Coburn*	9	7:43	0	1	1	-2	4	0	0	0
Derek MacKenzie*	11	6:32	0	1	1	0	8	0	0	0
Kari Lehtonen*	38	56:59	0	1	1	0	4	0	0	0
Tomas Kloucek	1	3:14	0	0	0	0	2	0	0	0
Scott Barney	3	6:44	0	0	0	-1	0	0	0	0
Steve Shields	5	53:13	0	0	0	0	0	0	0	0
Francis Lessard	6	2:33	0	0	0	-2	0	0	0	0
Mark Popovic*	7	11:04	0	0	0	-5	0	0	0	0
Karl Stewart*	8	5:40	0	0	0	-3	15	0	0	0
Adam Berkhoele*	9	52:36	0	0	0	0	0	0	0	0
Mike Dunham	17	45:50	0	0	0	0	0	0	0	0
Goaltender	GPT	MINS	AVG	W	L	OT	EN	SO	SV%	
Mike Dunham	17	779	2.77	8	5	2	1	1	.893	
Kari Lehtonen*	38	2166	2.94	20	15	0	3	2	.906	
Michael Garnett*	24	1271	3.45	10	7	4	2	2	.885	
Adam Berkhoele*	9	473	3.81	2	4	1	0	0	.882	
Steve Shields	5	266	4.29	1	2	1	0	0	.853	
TOTALS	82	4986	3.25	41	33	8	6	6	.891	

(Mike Dunham and Adam Berkhoele shared a shutout vs. Car. on Nov. 12, 2005)

TRADED / WAIVED PLAYERS

Player	GP	G	A	PTS	+/-	PTM	PP	SH	GW
Chris Kunitz*	2	0	0	0	-3	2	0	0	0
Rico Fata	6	0	1	1	-2	4	0	0	0

*Indicates rookie status

RESULTS: 43-28-11

Date	Opponent	Score	Result
Oct. 5	vs. TB	2-3	SO
Oct. 7	vs. FLA	6-0	W
Oct. 9	@ TB	1-0	W
Oct. 11	vs. BOS	4-1	W
Oct. 13	vs. CAR	3-4	L
Oct. 14	@ WSH	4-3	OTW
Oct. 19	vs. WSH	4-3	SOW
Oct. 21	vs. FLA	4-2	W
Oct. 23	@ FLA	6-3	W
Oct. 25	@ CAR	4-5	OTL
Oct. 26	@ PHI	2-3	SO
Oct. 28	@ BUF	5-4	SOW
Oct. 30	@ TOR	2-4	L
Nov. 1	vs. CAR	2-5	L
Nov. 3	@ WSH	4-3	W
Nov. 4	@ NYI	4-1	W
Nov. 6	vs. BOS	5-3	W
Nov. 8	vs. OTT	5-4	W
Nov. 10	vs. NYR	2-5	L
Nov. 11	@ TB	2-5	L
Nov. 17	vs. DAL	3-5	L
Nov. 18	@ MTL	1-3	L
Nov. 22	@ WSH	4-2	W
Nov. 24	@ TB	2-3	OTL
Nov. 25	vs. FLA	1-0	W
Nov. 28	@ NYR	5-4	OTW
Nov. 20	vs. TOR	5-0	W
Dec. 2	@ FLA	3-1	W
Dec. 5	@ TOR	5-2	W
Dec. 7	@ TB	0-8	L
Dec. 9	vs. PIT	3-4	OTL
Dec. 13	vs. ANA	1-2	L
Dec. 15	vs. WSH	2-3	OTL
Dec. 16	@ NYI	0-6	L
Dec. 19	@ NJ	4-3	SOW
Dec. 21	vs. PIT	4-3	SOW
Dec. 23	vs. NJ	5-2	W
Dec. 26	vs. TB	2-1	W
Dec. 27	@ PIT	4-2	W
Dec. 30	@ BUF	1-4	L
Jan. 1	@ OTT	3-2	OTW
Jan. 2	@ MIN	1-5	L
Jan. 5	vs. PHX	4-5	OTL
Jan. 6	@ WSH	2-3	OTL
Jan. 9	@ MTL	2-4	L
Jan. 12	@ NJ	1-2	L
Jan. 13	@ CAR	4-3	SOW
Jan. 16	vs. LA	6-2	W
Jan. 18	vs. MTL	1-4	L
Jan. 20	@ NYR	3-1	W
Jan. 26	vs. NYI	5-4	OTW
Jan. 28	vs. PHI	1-2	L
Jan. 30	vs. NJ	5-4	SOW
Feb. 1	vs. NYI	2-5	L
Feb. 3	vs. PHI	2-5	L
Feb. 6	vs. BUF	3-4	SO
Feb. 8	@ COL	6-3	W
Feb. 10	@ VAN	2-3	L
Feb. 11	@ EDM	1-5	L
Feb. 13	@ CSY	1-4	L
Feb. 17	@ OTT	3-5	L
Feb. 20	@ CAR	3-1	W
Feb. 22	vs. TB	4-6	OTL
Feb. 24	vs. CAR	1-4	L
Feb. 26	@ BOS	3-2	W
Mar. 2	vs. OTT	4-2	W
Mar. 4	vs. CAR	3-1	W
Mar. 6	vs. FLA	4-2	W
Mar. 8	vs. MTL	5-2	W
Mar. 10	@ FLA	2-3	L
Mar. 12	vs. WSH	4-2	W
Mar. 15	@ PHI	2-3	L
Mar. 16	vs. NYR	2-1	W
Mar. 18	vs. BUF	4-3	OTW
Mar. 22	vs. SJ	1-5	L
Mar. 24	@ PIT	1-2	L
Mar. 28	@ FLA	2-3	SO
Mar. 29	vs. TOR	3-2	OTW
Mar. 31	@ BOS	3-2	W
Apr. 4	vs. WSH	2-3	L
Apr. 6	@ CAR	4-1	W
Apr. 7	vs. TB	3-2	SOW

FINAL INDIVIDUAL STATISTICS

Player	GP	ATOI	G	A	PTS	+/-	PIM	PP	SH	GW
Marian Hossa	82	21:40	43	57	100	18	49	17	3	5
Vyacheslav Kozlov	81	20:29	28	52	80	9	36	8	0	8
Ilya Kovalchuk	82	21:31	42	34	76	-2	66	18	0	7
Keith Tkachuk	ATL 18	17:41	7	8	15	8	34	2	0	3
	STL 61	17:25	20	23	43	3	92	8	0	1
TOTAL	79	17:29	27	31	58	11	126	10	0	4
Alexei Zhitnik	ATL 18	25:49	2	12	14	4	14	2	0	1
	NYI 30	21:37	2	9	11	13	40	0	0	1
	PHI 31	25:30	3	10	13	-16	38	1	0	0
TOTAL	79	24:06	7	31	38	1	92	3	0	2
Scott Mellanby	69	13:43	12	24	36	-9	63	5	0	2
Eric Belanger	ATL 24	19:28	9	6	15	0	12	1	0	0
	CAR 56	14:51	8	12	20	-2	14	3	0	1
TOTAL	80	16:14	17	18	35	-2	26	4	0	1
Jon Sim	77	11:44	17	12	29	-1	60	2	0	1
Bobby Holik	82	15:56	11	18	29	-3	86	2	1	1
Greg de Vries	82	22:14	3	21	24	-3	66	0	0	0
Steve Rucchin	47	18:20	5	16	21	-4	14	1	0	1
Niclas Havelid	77	25:16	3	18	21	-2	52	1	0	1
Pascal Dupuis	ATL 17	16:43	3	2	5	-6	4	0	0	1
	MIN 48	15:07	10	3	13	-7	38	2	2	0
	NYR 6	15:29	1	0	1	-4	0	0	0	0
TOTAL	71	15:32	14	5	19	-17	42	2	2	1
Jim Slater	74	10:13	5	14	19	8	62	0	0	2
Steve McCarthy	46	15:17	4	12	16	4	24	3	0	0
Andy Sutton	55	19:27	2	14	16	6	76	0	1	0
Brad Larsen	72	12:22	7	6	13	-11	39	0	2	0
J.P. Vigier	72	10:59	5	8	13	0	27	0	0	0
Shane Hnidy	72	15:38	5	7	12	15	63	0	1	1
Garnet Exelby	58	17:59	2	8	10	2	56	0	1	0
Eric Boulton	45	6:16	3	4	7	2	49	0	0	0
Jason Krog	ATL 14	13:57	1	3	4	3	6	0	0	0
	NYR 9	9:57	2	0	2	2	4	0	0	1
TOTAL	23	11:48	3	3	6	5	10	0	0	1
Johan Hedberg	21	50:20	0	1	1	0	6	0	0	0
Kari Lehtonen	68	57:51	0	1	1	0	6	0	0	0
Mark Popovic*	3	10:14	0	1	1	1	0	0	0	0
Derek MacKenzie	4	4:59	0	0	0	1	0	0	0	0
Darren Haydar	4	8:01	0	0	0	0	0	0	0	0

Goaltender	GPI	MINS	AVG	W	L	T	EN	SO	SV%
Kari Lehtonen	68	3934	2.79	34	24	9	5	4	.912
Johan Hedberg	21	1057	2.89	9	4	2	2	0	.898
TOTALS	82	5015	2.88	43	28	11	7	4	.907

TRADED / WAIVED PLAYERS

Player	GP	G	A	PTS	+/-	PIM	PP	SH	GW
Braydon Coburn*	29	0	4	4	1	30	0	0	0
Denis Hamel	3	1	0	1	0	0	0	0	0
Niko Kapanen	60	4	9	13	-12	20	1	0	0
Glen Metropolit	57	12	16	28	9	20	4	0	2
Vitaly Vishnevski	52	3	9	12	-5	31	0	0	0

*Indicates rookie status

JETS TEAM HISTORY

2007-08 SEASON SUMMARY

RESULTS: 34-40-8

Date	Opponent	Score	Result
Oct. 5	vs. WSH	1-3	L
Oct. 6	@ TB	2-5	L
Oct. 10	vs. OTT	1-3	L
Oct. 11	@ BUF	0-6	L
Oct. 13	vs. NJ	5-6	L
Oct. 16	@ PHI	0-4	L
Oct. 18	vs. NYR	5-3	W
Oct. 20	@ TB	2-6	L
Oct. 23	@ TOR	5-4	SOW
Oct. 25	@ NSH	0-3	L
Oct. 27	@ CHI	3-2	W
Oct. 30	@ MTL	3-2	SOW
Nov. 1	@ OTT	4-6	L
Nov. 3	@ TB	6-4	W
Nov. 6	vs. WSH	2-1	OTW
Nov. 9	@ FLA	4-1	W
Nov. 10	vs. CAR	3-5	L
Nov. 13	vs. FLA	3-2	OTW
Nov. 16	@ CAR	3-0	W
Nov. 19	vs. TB	4-3	OTW
Nov. 21	@ WSH	5-1	W
Nov. 23	vs. NJ	0-3	L
Nov. 24	@ PIT	0-5	L
Nov. 29	vs. TOR	2-4	L
Dec. 1	@ NYI	4-0	W
Dec. 2	@ NJ	2-3	SQL
Dec. 5	vs. NYI	4-3	SOW
Dec. 7	vs. NYR	4-2	W
Dec. 8	@ WSH	3-6	L
Dec. 12	vs. BOS	3-5	L
Dec. 14	vs. TOR	0-4	L
Dec. 15	@ OTT	3-7	L
Dec. 18	vs. TB	6-2	W
Dec. 20	vs. OTT	3-2	W
Dec. 22	vs. MTL	3-2	SOW
Dec. 23	@ STL	3-2	OTW
Dec. 26	@ CBJ	0-2	L
Dec. 27	vs. FLA	3-5	L
Dec. 29	vs. BOS	5-0	W
Dec. 31	@ BOS	2-5	L
Jan. 2	@ CAR	5-4	OTW
Jan. 4	vs. CAR	3-4	L
Jan. 6	vs. BUF	5-2	W
Jan. 8	vs. PHI	1-4	L
Jan. 10	vs. FLA	2-3	SQL
Jan. 12	vs. PIT	3-2	SOW
Jan. 15	@ DET	5-1	W
Jan. 17	vs. MTL	2-3	SQL
Jan. 18	@ BUF	1-10	L
Jan. 20	vs. EDM	2-4	L
Jan. 22	@ NYR	0-4	L
Jan. 24	@ NYR	1-2	SQL
Jan. 30	vs. PIT	4-1	W
Feb. 1	vs. BUF	5-4	SOW
Feb. 2	@ WSH	2-0	W
Feb. 5	vs. PHI	2-3	L
Feb. 7	vs. VAN	1-2	L
Feb. 9	vs. TB	2-1	OTW
Feb. 13	vs. WSH	3-2	SOW
Feb. 15	@ NJ	4-3	SOW
Feb. 16	@ NYI	1-4	L
Feb. 21	@ CAR	3-5	L
Feb. 23	@ TOR	1-3	L
Feb. 26	@ MTL	1-5	L
Feb. 28	vs. NYI	5-4	OTL
Mar. 1	@ BOS	2-3	SQL
Mar. 2	@ PIT	2-3	SQL
Mar. 5	vs. CAR	3-6	L
Mar. 7	vs. MTN	3-2	SOW
Mar. 8	@ FLA	2-3	OTL
Mar. 11	vs. COL	2-5	L
Mar. 13	vs. CGY	6-4	W
Mar. 14	@ WSH	1-4	L
Mar. 16	@ FLA	1-3	L
Mar. 18	@ PHI	2-3	L
Mar. 19	vs. CAR	3-5	L
Mar. 21	vs. WSH	3-5	L
Mar. 27	@ FLA	3-2	W
Mar. 28	@ CAR	1-7	L
Mar. 31	@ TB	2-0	W
Apr. 1	vs. FLA	2-3	L
Apr. 5	vs. TB	4-1	L

FINAL INDIVIDUAL STATISTICS

Player	GP	ATOI	G	A	PTS	+/-	PIM	PP	SH	GW
Ilya Kovalchuk	79	21:30	52	35	87	-12	52	16	2	4
Mark Recchi	ATL 53	18:23	12	28	40	-16	20	5	0	0
	PIT 19	16:24	2	6	8	-2	12	2	0	0
	TOTAL 72	17:52	14	34	48	-18	32	7	0	0
Eric Perrin	81	17:49	12	33	45	-5	26	2	2	0
Vyacheslav Kozlov	82	15:56	17	24	41	-10	26	5	0	4
Tobias Enstrom*	82	24:28	5	33	38	-5	42	4	0	0
Todd White	74	18:25	14	23	37	-12	36	6	1	4
Colby Armstrong	ATL 18	18:01	4	7	11	-2	6	1	0	1
	PIT 54	15:24	9	15	24	6	50	0	0	2
	TOTAL 72	16:03	13	22	35	4	56	1	0	3
Bobby Holik	82	15:58	15	19	34	-14	90	3	0	3
Erik Christensen	ATL 10	18:57	2	2	4	-7	2	0	0	0
	PIT 49	12:36	9	11	20	-3	28	2	0	0
	TOTAL 59	13:20	11	13	24	-10	30	2	0	0
Chris Thorburn	73	8:56	5	13	18	-4	92	0	0	1
Bryan Little*	48	15:36	6	10	16	-2	18	2	0	1
Niclas Havelid	81	20:30	1	13	14	2	42	0	0	0
Jim Sletner	69	10:23	8	5	13	-10	41	0	2	0
Ken Klee	72	20:02	1	9	10	-5	60	0	0	0
Eric Boulton	74	7:26	4	5	9	-10	127	0	0	0
Alexei Zhitnik	65	19:01	3	5	8	-8	58	0	0	1
Darren Haydar	16	11:45	1	7	8	4	2	0	0	0
Garnet Exelby	79	18:53	2	5	7	-21	85	0	0	0
Steve McCarthy	55	15:47	1	6	7	-23	48	0	0	0
Colin Stuart*	18	12:19	3	2	5	2	6	0	1	1
Joel Kwiatkowski	18	16:44	0	5	5	-5	20	0	0	0
Brad Larsen	62	9:01	1	3	4	-17	12	0	0	0
Brett Sterling*	13	12:23	1	2	3	-2	14	0	0	0
Jordan LaVallee*	2	11:27	1	1	2	2	0	0	0	0
Mark Popovic*	33	14:28	0	2	2	-4	10	0	0	0
Kari Lehtonen	48	56:23	0	2	2	0	4	0	0	0
Kevin Doell	8	9:39	0	1	1	-2	4	0	0	0
Johan Hedberg	36	53:32	0	1	1	0	16	0	0	0
Boris Valabik*	7	16:41	0	0	0	-2	42	0	0	0
Ondrej Pavelec*	7	49:36	0	0	0	0	2	0	0	0

Goaltender	GPI	MINS	AVG	W	L	T	EN	SO	SV%
Kari Lehtonen	48	2707	2.90	17	22	5	2	4	.916
Ondrej Pavelec*	7	347	3.11	3	3	0	1	0	.905
Johan Hedberg	36	1927	3.46	14	15	3	3	1	.892
TOTALS	82	5012	3.18	34	40	8	6	5	.904

TRADED / WAIVED PLAYERS

Player	GP	G	A	PTS	+/-	PIM	PP	SH	GW
Marian Hossa	60	26	30	56	-14	30	8	2	4
Pascal Dupuis	62	10	5	15	-4	24	0	3	1

*Indicates rookie status

RESULTS: 35-41-6

FINAL INDIVIDUAL STATISTICS

Date	Opponent	Score	Result
Oct. 10	vs. WSH	7-4	W
Oct. 11	@ FLA	2-3	OTL Oct.
14	vs. MIN	2-4	L
Oct. 16	vs. NJ	0-1	L
Oct. 18	vs. BUF	3-2	SOW Oct.
21	@ TB	2-1	OTL Oct.
24	@ DET	3-5	L
Oct. 25	@ BOS	4-5	L
Oct. 28	vs. PHI	0-7	L
Oct. 30	@ NYR	2-3	L
Nov. 1	@ NJ	1-6	L
Nov. 2	vs. FLA	5-3	W
Nov. 6	vs. NYI	4-3	W
Nov. 7	@ BUF	5-4	OTW Nov.
9	@ CAR	5-2	W
Nov. 14	vs. CAR	3-2	W
Nov. 16	@ PHI	3-4	L
Nov. 20	vs. PIT	2-3	L
Nov. 22	vs. CBJ	0-2	L
Nov. 25	@ TOR	6-3	W
Nov. 26	@ WSH	3-5	L
Nov. 28	vs. NSH	3-4	OTL Nov.
30	vs. STL	2-4	L
Dec. 2	@ MTL	4-5	L
Dec. 3	@ OTT	1-5	L
Dec. 6	@ NYI	5-1	W
Dec. 10	vs. NYR	2-3	OTL Dec.
12	vs. BOS	3-7	L
Dec. 13	@ BOS	2-4	L
Dec. 16	@ OTT	4-1	W
Dec. 18	vs. PIT	3-6	L
Dec. 20	vs. TB	4-3	W
Dec. 22	vs. TOR	2-6	L
Dec. 23	@ NYI	4-2	W
Dec. 26	vs. CAR	4-5	L
Dec. 28	vs. BOS	1-2	L
Dec. 30	@ TOR	3-4	OTL Dec.
31	@ CAR	1-3	L
Jan. 2	vs. VAN	4-3	SOW Jan.
4	vs. TB	1-4	L
Jan. 6	@ PIT	1-3	L
Jan. 8	@ NJ	4-0	W
Jan. 10	@ FLA	4-8	L
Jan. 14	vs. OTT	2-3	L
Jan. 16	vs. TOR	4-3	OTW Jan.
17	@ NSH	7-2	W
Jan. 20	vs. MTL	4-2	W
Jan. 21	@ PHI	3-5	L
Jan. 27	@ DAL	0-2	L
Jan. 29	vs. NYI	4-5	L
Jan. 31	@ CAR	0-2	L
Feb. 3	@ NYR	2-1	SOW Feb.
6	vs. NJ	1-5	L
Feb. 8	vs. PHI	2-3	L
Feb. 10	@ TB	3-1	W
Feb. 11	vs. CHI	1-3	L
Feb. 15	@ ANA	0-4	W
Feb. 16	@ LA	7-6	SOW Feb.
19	@ PHX	3-4	SOW Feb.
21	@ SJ	1-3	L
Feb. 24	vs. COL	4-3	W
Feb. 26	@ WSH	3-4	L
Feb. 28	vs. CAR	5-3	W
Mar. 3	vs. FLA	3-4	L
Mar. 6	vs. MTL	2-0	W
Mar. 8	vs. CGY	5-2	W
Mar. 10	@ COL	3-0	W
Mar. 12	@ EDM	4-3	OTW Mar.
14	@ BUF	4-3	SOW Mar.
16	vs. WSH	5-1	W
Mar. 17	@ PIT	2-6	L
Mar. 20	vs. DET	3-6	L
Mar. 21	@ TB	4-3	SOW Mar.
24	@ MTL	3-6	L
Mar. 26	vs. NYR	6-4	SOW Mar.
28	vs. OTT	5-3	W
Apr. 1	vs. BUF	3-2	OTW Apr.
3	@ FLA	3-1	W
Apr. 5	@ WSH	4-6	L
Apr. 7	vs. WSH	2-4	L
Apr. 9	vs. FLA	2-3	L
Apr. 11	vs. TB	6-2	W

Player	GP	ATOI	G	A	PTS	+/-	PIM	PP	SH	GW
Ilya Kovalchuk	79	21:48	43	48	91	-12	50	12	0	6
Vyacheslav Kozlov	82	17:14	26	50	76	-14	44	12	0	3
Todd Little	82	18:03	22	51	73	-9	24	12	1	0
Bryan Little	79	16:55	31	20	51	-5	24	12	0	4
Rich Peverley	ATL 39	18:49	13	22	35	16	18	2	1	5
	NSH 27	12:07	2	7	9	-3	15	0	0	0
TOTAL	66	16:05	15	29	44	13	33	2	1	5
Colby Armstrong	82	15:09	22	18	40	5	75	3	0	2
Ron Hainsey	81	22:22	6	33	39	-16	32	4	0	0
Tobias Enstrom	82	23:31	5	27	32	14	52	2	1	1
Marty Reasoner	79	15:18	14	16	30	11	36	0	1	2
Eric Perrin	78	14:10	7	16	23	-2	36	1	1	0
Zach Bogosian*	47	18:06	9	10	19	11	47	2	1	1
Jim Slater	60	11:14	8	10	18	0	52	0	2	0
Chris Thorburn	82	9:35	7	8	15	-10	104	0	0	1
Eric Boulton	76	7:32	3	10	13	-3	176	0	0	0
Nathan Dystrick*	53	15:44	4	8	12	-2	50	0	0	0
Joey Crabb*	29	12:12	4	5	9	-2	28	0	1	1
Colin Stuart	33	12:28	5	3	8	3	18	0	3	0
Garnet Exelby	59	16:43	0	7	7	-2	120	0	0	0
Anssi Salmela*	ATL 9	17:31	1	2	3	0	2	1	0	0
	NJD 17	15:10	0	3	3	1	6	0	0	0
TOTAL	26	15:58	1	5	6	1	8	1	0	0
Boris Valabik*	50	15:14	0	5	5	-14	132	0	0	0
Joe Motzko	6	11:39	1	0	1	1	0	0	0	0
Brett Sterling*	6	13:53	1	0	1	-3	2	0	0	0
Clay Wilson*	ATL 2	15:54	0	0	0	-1	0	0	0	0
	CBJ 5	9:25	0	1	1	-2	0	0	0	0
TOTAL	7	11:16	0	1	1	-3	0	0	0	0
Kari Lehtonen	46	57:02	0	1	1	0	6	0	0	0
Grant Lewis*	1	15:29	0	0	0	0	0	0	0	0
Scott Lehman*	1	3:03	0	0	0	0	0	0	0	0
Jordan LaVallee*	2	6:39	0	0	0	-1	0	0	0	0
Spencer Machacek*	2	8:11	0	0	0	0	0	0	0	0
Ondrej Pavelec*	12	49:57	0	0	0	0	0	0	0	0
Johan Hedberg	33	52:01	0	0	0	0	2	0	0	0

Goaltender	GPI	MIN	AVG	W	L	T	EN	SO	SV%
Kari Lehtonen	46	2624	3.06	19	22	3	4	3	.911
Johan Hedberg	33	1717	3.49	13	12	3	3	0	.886
Ondrej Pavelec*	12	599	3.61	3	7	0	2	0	.880
TOTALS	82	4981	3.36	35	41	6	9	3	.896

TRADED / WAIVED PLAYERS

Player	GP	G	A	PTS	+/-	PIM	PP	SH	GW
Erik Christensen	47	5	14	19	-7	14	1	0	0
Jason Williams	41	7	11	18	-9	8	4	0	2
Niclas Havelid	63	2	13	15	4	42	0	1	0
Mathieu Schneider	44	4	11	15	-10	50	1	0	0

*Indicates rookie status

JETS TEAM HISTORY

2009-10 SEASON SUMMARY

RESULTS: 35-34-13

Date	Opponent	Score	Result
Oct.3	vs. TB	6-3	W
Oct.8	@ STL	4-2	W
Oct.10	@ OTT	2-4	L
Oct.16	@ NY	4-2	W
Oct.17	@ BUF	4-2	W
Oct.20	vs. MTL	1-2	SOL
Oct.22	vs. WSH	4-5	L
Oct.24	vs. SJ	3-4	L
Oct.29	vs. WSH	3-4	L
Oct.31	@ OTT	3-1	W
Nov.3	@ MTL	5-4	W
Nov.5	vs. CBJ	3-4	L
Nov.7	@ NYI	3-6	L
Nov.8	vs. STL	3-2	SOW
Nov.12	@ NYR	5-3	W
Nov.13	vs. LA	7-0	W
Nov.15	vs. EDM	3-2	W
Nov.19	vs. BOS	3-4	SOL
Nov.21	vs. PIT	2-3	L
Nov.22	vs. TB	3-4	OTL
Nov.25	@ DET	2-0	W
Nov.27	@ CAR	6-4	W
Nov.28	vs. PHI	1-0	W
Nov.30	vs. FLA	4-3	W
Dec.3	vs. NYI	1-4	L
Dec.5	@ FLA	2-1	SOW
Dec.7	@ TOR	2-5	L
Dec.9	@ CGY	1-3	L
Dec.10	@ VAN	2-4	L
Dec.12	vs. MTL	4-3	OTW
Dec.14	@ NYR	3-2	SOW
Dec.16	@ FLA	3-4	L
Dec.17	vs. DAL	6-5	OTW
Dec.19	vs. NJ	4-5	L
Dec.21	vs. MTL	3-4	OTL
Dec.23	@ BOS	4-6	L
Dec.26	@ TB	3-4	L
Dec.28	@ NY	2-3	L
Dec.30	@ BOS	0-4	L
Jan.1	@ BUF	3-4	OTL
Jan.2	@ NYI	5-6	SOL
Jan.5	@ PIT	2-5	L
Jan.7	vs. NYR	2-1	SOW
Jan.9	vs. WSH	1-8	L
Jan.12	vs. OTT	6-1	W
Jan.14	vs. BUF	1-2	OTL
Jan.16	@ CAR	5-3	W
Jan.18	@ FLA	0-1	L
Jan.19	vs. TOR	4-3	W
Jan.21	vs. CAR	2-5	L
Jan.23	@ TB	1-2	SOL
Jan.26	vs. ANA	2-1	W
Jan.28	@ PHI	4-3	W
Jan.30	@ NSH	3-4	L
Feb.2	vs. TB	1-2	L
Feb.5	@ WSH	2-5	L
Feb.6	vs. FLA	4-2	W
Feb.10	@ COL	3-4	OTL
Feb.12	@ MIN	3-2	W
Feb.13	@ CHI	4-5	SOL
Mar.2	vs. FLA	4-2	W
Mar.4	vs. NYI	6-3	W
Mar.6	@ TB	2-6	L
Mar.7	vs. CAR	0-4	L
Mar.9	vs. NSH	1-2	L
Mar.11	@ CBJ	1-2	L
Mar.12	vs. NYR	2-5	L
Mar.14	vs. PHX	2-3	SOL
Mar.16	vs. BUF	4-3	W
Mar.18	vs. OTT	6-3	W
Mar.20	vs. PHI	5-2	W
Mar.21	@ PHI	3-1	W
Mar.23	vs. BOS	0-4	L
Mar.25	vs. TOR	1-2	OTL
Mar.27	@ CAR	4-0	W
Mar.29	vs. CAR	1-4	L
Mar.30	@ TOR	3-2	W
Apr.1	@ WSH	1-2	L
Apr.3	@ PIT	3-4	OTL
Apr.6	vs. NJ	0-3	L
Apr.9	@ WSH	2-5	L
Apr.10	vs. PIT	1-0	W

FINAL INDIVIDUAL STATISTICS

Player	GP	ATOI	G	A	PTS	+/-	PIM	PP	SH	GW	
Nik Antropov	76	18:13	24	43	67	13	44	8	0	4	
Maxim Afinogenov	82	17:23	24	37	61	-17	46	6	0	3	
Rich Peverley	82	18:39	22	33	55	-14	36	7	2	7	
Tobias Enstrom	82	22:16	6	44	50	-5	30	2	0	0	
Pavel Kubina	76	22:37	6	32	38	0	66	2	0	1	
Bryan Little	79	15:45	13	21	34	-6	20	3	0	1	
Colby Armstrong	79	14:47	15	14	29	6	61	0	1	1	
Evander Kane*	66	13:59	14	12	26	2	62	0	1	3	
Vyacheslav Kozlov	55	15:15	8	18	26	-15	33	3	0	1	
Todd White	65	15:14	7	19	26	-11	24	2	0	3	
Ron Hainsey	80	22:08	5	21	26	-6	39	0	0	0	
Zach Bogosian	81	21:24	10	13	23	-18	61	3	1	0	
Jim Slater	61	12:12	11	7	18	1	60	1	0	2	
Niclas Bergfors*	27	16:29	8	9	17	-3	0	1	0	2	
	NJ	54	14:52	13	14	27	-7	10	8	0	4
	TOTAL	81	15:25	21	23	44	-10	10	9	0	6
Marty Reasoner	80	12:30	4	13	17	-3	24	0	0	0	
Chris Thorburn	76	9:58	4	9	13	6	89	0	3	0	
Clarke MacArthur	21	15:36	3	6	9	-2	2	1	1	0	
	BUF	60	14:22	13	13	26	-14	47	3	0	3
	TOTAL	81	14:41	16	19	35	-16	49	4	1	3
Johnny Oduya	27	21:22	1	8	9	6	12	0	0	0	
	NJ	40	21:11	2	2	4	2	18	0	0	0
	TOTAL	67	21:15	3	10	13	8	30	0	0	0
Eric Boulton	62	6:50	2	6	8	-1	113	1	0	0	
Evgeny Artyukhin	17	8:38	5	2	7	-4	31	0	0	0	
	ANA	37	9:04	4	5	9	0	41	0	0	0
	TOTAL	54	8:56	9	7	16	-4	72	0	0	0
Christoph Schubert	47	15:46	2	5	7	-6	69	0	0	0	
Mark Popovic	37	14:47	2	2	4	0	10	0	0	0	
Tim Stapleton	6	11:52	2	0	2	1	2	1	0	0	
Boris Valabik	23	13:13	0	2	2	2	36	0	0	0	
Arturs Kulda*	4	11:59	0	2	2	2	2	0	0	0	
Chris Chelios	7	11:10	0	0	0	-2	0	0	0	0	

Goaltender	GPI	MINS	AVG	W	L	T	EN	SO	SV%
Johan Hedberg	42	2632	2.62	21	16	6	4	3	.915
Ondrej Pavelec	40	2317	3.29	14	18	7	4	2	.906
TOTALS	82	4949	2.93	35	34	13	8	5	.911

TRADED / WAIVED PLAYERS

Player	GP	G	A	PTS	+/-	PIM	PP	SH	GW
Ilya Kovalchuk	49	31	27	58	+1	45	10	0	3
Anssi Salmela	29	1	4	5	+4	22	0	0	0

*Indicates rookie status

RESULTS: 35-34-13

Date	Opponent	Score	Result
Oct.8	vs. WSH	4-2	W
Oct.9	@ TB	3-5	L
Oct.12	@ LA	1-3	L
Oct.15	@ ANA	5-4	SOW
Oct.16	@ SJ	4-2	W
Oct.20	vs. BUF	1-4	L
Oct.22	vs. TB	2-5	L
Oct.23	@ WSH	3-4	OTL
Oct.27	@ NYR	6-4	W
Oct.29	vs. BUF	4-3	OTW
Oct.30	@ STL	3-4	SOL
Nov.3	@ FLA	4-3	W
Nov.4	vs. CBJ	0-3	L
Nov.6	vs. CHI	4-5	SOL
Nov.9	@ OTT	2-5	L
Nov.11	vs. MIN	5-1	W
Nov.13	vs. PIT	2-4	L
Nov.14	@ WSH	4-6	L
Nov.17	vs. FLA	1-2	L
Nov.19	vs. WSH	5-0	W
Nov.21	vs. NYI	2-1	OTW
Nov.24	vs. DET	5-1	W
Nov.26	vs. MTL	3-0	W
Nov.28	vs. BOS	4-1	W
Nov.30	@ COL	3-2	OTW
Dec.2	@ PIT	2-3	L
Dec.4	@ WSH	3-1	W
Dec.6	vs. NSH	3-2	OTW
Dec.10	vs. COL	2-4	L
Dec.11	@ NYI	5-4	W
Dec.13	@ OTT	4-3	OTW
Dec.15	@ TB	1-2	SOL
Dec.16	vs. CAR	2-3	SOL
Dec.18	vs. NJ	7-1	W
Dec.20	@ TOR	6-3	W
Dec.21	vs. STL	2-4	L
Dec.23	@ BOS	1-4	L
Dec.26	vs. TB	2-3	OTL
Dec.28	@ PIT	3-6	L
Dec.30	vs. BOS	3-2	SOW
Dec.31	@ NJ	1-3	L
Jan.2	@ MTL	4-3	OTW
Jan.5	@ FLA	3-2	W
Jan.7	vs. TOR	3-9	L
Jan.9	@ CAR	3-4	OTL
Jan.14	vs. PHI	2-5	L
Jan.15	@ DAL	1-6	L
Jan.17	@ FLA	3-2	SOW
Jan.20	vs. TB	2-3	SOL
Jan.22	vs. NYR	2-3	SOL
Jan.23	@ TB	1-7	L
Jan.26	vs. WSH	1-0	W
Feb.1	vs. NYI	1-4	L
Feb.3	vs. CBJ	2-4	L
Feb.5	@ CAR	3-4	OTL
Feb.7	@ TOR	4-5	L
Feb.11	vs. NYR	3-2	W
Feb.13	vs. CAR	3-2	W
Feb.17	@ PHO	3-4	L
Feb.19	@ EDM	3-5	L
Feb.23	@ BUF	1-4	L
Feb.25	vs. FLA	1-2	SOL
Feb.27	vs. TOR	3-2	OTW
Mar.1	vs. MTL	1-3	L
Mar.3	vs. OTT	1-3	L
Mar.5	vs. FLA	4-3	OTW
Mar.9	@ CAR	3-2	OTW
Mar.11	vs. NJ	2-3	OTL
Mar.12	@ PHI	5-4	OTW
Mar.15	@ NJ	2-4	L
Mar.17	vs. PHI	4-3	SOW
Mar.19	@ BUF	2-8	L
Mar.24	@ NYI	2-1	W
Mar.25	vs. VAN	1-3	L
Mar.27	vs. OTT	5-4	SOW
Mar.29	@ MTL	1-3	L
Mar.31	@ PHI	1-0	W
Apr.2	@ BOS	2-3	L
Apr.5	@ NSH	3-6	L
Apr.7	@ NYR	3-0	W
Apr.8	vs. CAR	1-6	L
Apr.10	vs. PIT	2-5	L

FINAL INDIVIDUAL STATISTICS

Player	GP	ATOI	G	A	PTS	+/-	PIM	PP	SH	GW
Andrew Ladd	81	20:04	29	30	59	-10	39	9	2	2
Dustin Byfuglien	81	23:18	20	33	53	-2	93	8	0	6
Tobias Enstrom	72	23:41	10	41	51	-10	54	6	0	0
Bryan Little	76	18:27	18	30	48	11	33	2	2	1
Evander Kane	73	17:51	19	24	43	-12	68	4	0	2
Nik Antropov	76	15:39	16	25	41	-17	44	5	0	2
Anthony Stewart	80	14:58	14	25	39	-10	55	5	0	2
Alex Burmistrov *	74	13:13	6	14	20	-12	27	0	0	2
Chris Thorburn	82	13:47	9	10	19	-4	77	2	0	0
Ron Hainsey	82	18:05	3	16	19	3	24	0	0	2
Blake Wheeler	23	18:52	7	10	17	2	14	0	0	0
	BOS	58	15:12	11	16	27	8	32	0	2
	TOTAL	81	16:14	18	26	44	10	46	0	2
Zach Bogosian	71	22:24	5	12	17	-27	29	0	0	1
Johnny Oduya	82	20:43	2	15	17	-15	22	0	0	0
Jim Slater	36	10:34	5	7	12	4	19	0	0	1
Eric Boulton	69	8:57	6	4	10	1	87	0	0	1
Tim Stapleton	45	11:06	5	2	7	-10	12	1	0	1
Rob Schremp	18	11:31	3	1	4	-1	4	2	0	2
	NYI	45	15:02	10	12	22	-19	12	2	0
	TOTAL	63	14:02	13	13	26	-20	16	4	0
Patrice Cormier *	21	9:38	1	1	2	-5	4	0	0	0
Freddy Meyer	15	15:15	1	1	2	-7	8	0	0	0
Ben Maxwell	12	11:59	1	1	2	-7	9	0	0	0
Mark Stuart	23	14:50	1	0	1	-8	24	0	0	0
	BOS	31	16:15	1	4	5	8	23	0	0
	TOTAL	54	15:39	2	4	6	0	47	0	0
Andrey Zubarev *	4	20:04	0	1	1	-4	4	0	0	0
Radek Dvorak	13	14:07	0	1	1	0	4	0	0	0
	FLA	53	16:33	7	14	21	2	20	0	1
	TOTAL	66	16:04	7	15	22	2	24	0	1
Paul Postma *	1	9:55	0	0	0	0	0	0	0	0
Carl Klingberg *	1	10:22	0	0	0	0	0	0	0	0
Arturs Kulda *	2	11:06	0	0	0	-2	2	0	0	0
Noah Welch	2	17:33	0	0	0	-1	0	0	0	0
Spencer Machacek *	10	7:40	0	0	0	-2	0	0	0	0

Goaltender	GPI	MINS	AVG	W	L	T	EN	SO	SV%
Ondrej Pavelec	58	3225	2.73	21	23	9	8	4	.914
Chris Mason	33	1682	3.39	13	13	3	7	1	.892
Peter Mannino *	2	73	4.11	0	0	0	0	0	.861
TOTALS	82	5,013	3.14	34	36	12	15	5	.901

TRADED / WAIVED PLAYERS										
Player	GP	G	A	PTS	+/-	PIM	PP	SH	GW	
Rich Peverley	59	14	20	34	-16	35	6	1	2	
Niclas Bergfors	52	11	18	29	-11	6	3	0	1	
Fredrik Modin	36	7	3	10	-11	12	0	1	0	
Ben Eager	34	3	7	10	+4	77	0	0	1	
Brent Sopel	59	2	5	7	+7	16	0	0	0	
Nigel Dawes	9	0	1	1	-6	0	0	0	0	
Patrick Rissmiller	1	0	0	0	-1	0	0	0	0	

*Indicates rookie status

JETS TEAM HISTORY

SINGLE-SEASON TEAM RECORDS

SINGLE-SEASON TEAM RECORDS

Most wins:	43, 2006-07
Most points:	97, 2006-07
Most home wins:	24, 2005-06
Most road wins:	20, 2006-07
Largest point improvement:	21, 1999-2000 to 2000-01
Most losses:	57, 1999-2000
Most home losses:	26, 1999-2000
Most road losses:	31, 1999-2000
Most ties:	12, 2000-01
Most overtime losses:	7, (two times, 2006-07 and 2008-09)
Most shootout losses:	7, 2010-11
Most goals:	281, 2005-06
Fewest goals:	170, 1999-2000
Fewest goals allowed:	243, 2003-04
Most goals allowed:	313, 1999-2000
Most shutouts:	5, (three times, 2005-06, 2009-10 and 2010-11)
Most shutouts by opponents:	12, 1999-2000
Fewest shutouts by opponents:	1, 2010-11
Most power play goals:	100, 2005-06
Most power play opportunities:	527, 2005-06
Fewest power play opportunities:	289, 2010-11
Most power play goals allowed:	102, 2005-06
Fewest power play goals allowed:	57, 2009-10
Most power play opportunities, opponents:	492, 2005-06
Fewest power play opportunities, opponents:	285 (64 GA), 2010-11
Most shorthanded goals:	13, 2005-06
Most shorthanded goals allowed:	13, 1999-2000
Fewest shorthanded goals allowed:	4, 2009-10
Most total player points:	745, 2005-06
Most total player assists:	469, 2005-06
Most shots:	2,581, 2010-11
Most shots allowed:	2,911, 2001-02
Fewest shots allowed:	2,411, 2003-04
Most total penalties:	575, 2005-06
Most minor penalties:	480, 2000-01
Most major penalties:	74, 2000-01
Most total penalty minutes:	1,505, 2003-04

SINGLE-GAME TEAM RECORDS

Quickest back-to-back goals:	:07; Hainsey and Thorburn at 7:20 and 7:27, 12/2/08 at MTL (3rd per.)
Quickest back-to-back goals, first period:	:16; Donovan and Stefan at 8:52 and 9:08, 3/10/01 at BOS
Quickest back-to-back goals, second period:	:15; Schrepf and Ladd at 7:42 and 7:57, 4/7/11 at NYR
Quickest back-to-back goals, third period:	:07; Hainsey and Thorburn at 7:20 and 7:27, 12/2/08 at MTL
Quickest three goals: 12/2/08 at MTL (3rd per.)	:59; Hainsey (two) and Thorburn at 6:28, 7:20 and 7:27,
Quickest four goals: 6:48 and 8:01, 12/13/05 vs. DET (2nd per.)	4:54; Holik, Kozlov, Hossa and Petrovicky at 3:07, 6:05,
Quickest goal to start game:	:08; Petrovicky, 12/20/03 at PIT
Quickest goal to start game, home:	:17; Odgers, 11/17/00 vs. PHI
Quickest goal to start game, road:	:08; Petrovicky, 12/20/03 at PIT
Quickest two goals to start game:	2:50; Artyukhin and Slater, 3/18/10 vs. OTT
Quickest three goals to start game:	5:35; Hnidy, Kovalchuk and Sim, 1/26/07 vs. NYI
Quickest four goals to start game:	9:50; Kovalchuk, Stefan, Bondra and Havelid, 10/27/05 at PIT
Quickest goal to start second period, home:	:07; Piroso, 4/6/03 vs. TB
Quickest goal to start second period, road:	:18; Kozlov, 3/31/03 at NYR
Quickest goal to start third period, home:	:23; Ladd, 2/27/11 vs. TOR
Quickest goal to start third period, road:	:15; Rheaume, 1/19/02 at FLA
Quickest goal in overtime:	:22; Ferraro, 12/8/00 vs. FLA
Quickest goal to start game, opponent:	:14; 1/23/11 at TB (Thompson)
Quickest goal to start game, home, opponent:	:15; 11/10/06 vs. NYR (Nylander)
Quickest goal to start game, road, opponent:	:14; 1/23/11 at TB (Thompson)
Quickest goal into overtime, opponent:	:06; 12/15/06 vs. WSH (Ovechkin)
Quickest two goals to start game, opponent:	1:38; 1/5/01 vs. PHI (Fedotenko and Williams)
Quickest three goals to start game, opponent:	2:19; 1/5/01 vs. PHI (Fedotenko, Williams and Primeau)
Quickest goal to begin second period, home, opponent:	:26; 2/11/11 vs. NYR (Staal)
Quickest goal to begin second period, road, opponent:	:19; 10/11/08 at FLA (Weiss)
Quickest goal to begin third period, home, opponent:	:10; 4/6/10 vs. NJ (Zajac)
Quickest goal to begin third period, road, opponent:	:07; 1/30/10 at NSH (Arnott)
Quickest back-to-back goals, opponent:	:06; 11/10/01 at WSH (Halpern and Simon)
Latest goal in a period:	19:59; (3x), last - White, 3/10/09 at COL (2nd per.)
Latest goal in regulation game:	19:59; Kozlov, 3/2/03 at ANA (3rd per.)
Latest goal in overtime:	4:55; Savard, 12/15/05 at NJ
Most goals, one period:	5; (4x), last - 11/27/09 at CAR (3rd per.)
Most goals, first period:	5; (2x), last - 11/12/05 at CAR
Most goals, second period:	4; (8x), last - 11/13/10 vs. LA
Most goals, third period:	5 (2x); last - 11/27/09 at CAR
Most goals, one period, Thrashers and opponent:	7; (2x), last - 1/21/03 vs. STL (1st per.)

JETS TEAM HISTORY

SINGLE-GAME TEAM RECORDS

SINGLE-GAME TEAM RECORDS

Most goals, first period, Thrashers and opponent:	7; (2x), last - 1/21/03 vs. STL
Most goals, second period, Thrashers and opponent:	6; (8x), last - 1/7/11 vs. TOR
Most goals, third period, Thrashers and opponent:	6; (4x), last - 12/11/10 at NYI
Most goals, game, Thrashers and opponent:	14; 1/19/06 at LA
Most goals:	9; 11/12/05 at CAR
Most goals, home:	8; (2x), last - 10/8/05 vs. WSH
Most goals, road:	9; 11/12/05 at CAR
Most goals, one period, opponent:	6; (2x), last - 1/7/11 vs. TOR (Pavelec/Mason)
Most goals, first period, opponent:	6; 3/21/00 at OTT (Rhodes)
Most goals, second period, opponent:	6; 1/7/11 vs. TOR (Pavelec/Mason)
Most goals, third period, opponent:	5; (3x), last - 1/10/09 at FLA (Lehtonen/Hedberg)
Most goals, opponent:	10; 1/18/08 at BUF (Lehtonen/Hedberg)
Most goals, home, opponent:	9; (3x), last - 1/7/11 vs. TOR (Pavelec/Mason)
Most goals, road game, opponent:	10; 1/18/08 at BUF (Lehtonen/Hedberg)
Largest margin of defeat:	9 (2x); last - 1/18/08 at BUF (10-1)
Largest margin of defeat, home:	9; 3/10/00 vs. NJ (9-0)
Largest margin of defeat, road:	9; 1/18/08 at BUF (10-1)
Largest margin of victory:	9; 11/12/05 at CAR (9-0)
Largest margin of victory, home:	7 (2x), last - 11/13/09 vs. LA (7-0)
Largest margin of victory, road:	9; 11/12/05 at CAR (9-0)
Most consecutive goals:	9; 11/12/05 at CAR (9-0)
Most power play goals:	5; 10/23/06 at FLA
Most power play goals, home:	4; (3x), last - 11/6/06 vs. BOS
Most power play goals, road:	5; 10/23/06 at FLA
Most power play goals, one period:	3; (2x), last - 12/13/05 vs. DET (2nd per.)
Most power play goals, first period:	3; 10/27/05 at PIT
Most power play goals, second period:	3; (2x), last - 10/23/06 at FLA
Most power play goals, third period:	2; (13x), last - 10/15/10 at ANA
Most power play chances:	15; (2x), last - 10/8/05 vs. WSH
Most power play chances, home:	15; (2x), last - 10/8/05 vs. WSH
Most power play chances, road:	13; (2x), last - 11/22/05 at MTL
Most power play chances without goal:	13; 11/22/05 at MTL
Most power play goals, opponent:	7; 10/14/05 vs. TOR
Most power play goals, one period, opponent:	5; 10/14/05 vs. TOR (3rd per.)
Most power play goals, first period, opponent:	3; 2/21/04 at PHI
Most power play goals, second period, opponent:	3; (2x), last - 1/8/11 at TOR
Most power play goals, third period, opponent:	5; 10/14/05 vs. TOR
Most power play chances, opponent:	16; 10/14/05 vs. TOR
Most power play chances, home, opponent:	16; 10/14/05 vs. TOR

SINGLE-GAME TEAM RECORDS

Most power play chances, road, opponent:	12; 10/15/00 at TB
Most shorthanded goals:	2; (4x), last - 2/24/09 vs. COL
Most shorthanded goals, one period:	2; 11/21/03 at FLA (2nd per.)
Most shorthanded goals, first period:	1; (15x), last - 12/15/10 at TB
Most shorthanded goals, second period:	2; 11/21/03 at FLA
Most shorthanded goals, third period:	1; (27x), last - 12/11/10 at NYI
Most consecutive games with a shorthanded goal:	3; 2/29/04 - 3/5/04
Most shorthanded situations:	12; (2x), last - 10/29/02 vs. LA
Most shorthanded situations, home:	12; 10/29/02 vs. LA
Most shorthanded situations, road:	12; 10/15/00 at TB
Most points, one period:	15; 11/27/10 at CAR
Most points, first period:	13; (2x), last - 11/12/05 at CAR
Most points, second period:	12; (2x), last - 2/15/09 at ANA
Most points, third period:	15; 11/27/10 at CAR
Most points, one period, Thrashers and opponent:	20; 3/21/00 at OTT (1st per.)
Most points, first period, Thrashers and opponent:	20; 3/21/00 at OTT
Most points, second period, Thrashers and opponent:	17; (3x), last - 1/7/11 vs. TOR
Most points, third period, Thrashers and opponent:	16; (3x), last - 1/10/09 at FLA
Most assists, one period:	10; 11/27/10 at CAR
Most assists, first period:	9; 11/12/05 at CAR
Most assists, second period:	8; (2x), last - 2/15/09 at ANA
Most assists, third period:	10; 11/27/10 at CAR
Most assists, one period, Thrashers and opponent:	13; 3/21/00 at OTT (1st per.)
Most assists, first period, Thrashers and opponent:	13; 3/21/00 at OTT
Most assists, second period, Thrashers and opponent:	11; (3x), last - 12/15/00 vs. STL
Most assists, third period, Thrashers and opponent:	10; (5x), last - 11/27/10 at CAR
Most shots, period:	24; 12/16/03 vs. WSH (2nd per.)
Most shots, first period:	21; 11/6/06 vs. BOS
Most shots, second period:	24; 12/16/03 vs. WSH
Most shots, third period:	20; (3x), last - 2/27/11 vs. TOR
Most shots, overtime:	10; 3/3/01 vs. FLA
Most shots, period, opponent:	25; 10/31/09 at OTT (3rd per.)
Most shots, first period, opponent:	24; 12/19/09 at NJ
Most shots, second period, opponent:	23; 11/3/10 at FLA
Most shots, third period, opponent:	25; 10/31/09 at OTT
Most shots, overtime, opponent:	10; 3/5/04 vs. CAR
Most shots:	50; 12/21/09 vs. MTL
Most shots, home:	50; 12/21/09 vs. MTL
Most shots, road:	45; 3/20/04 at WSH

RALLIES AND STREAKS

Largest rally to earn a win:	4 goals, 1/4/00 vs. NJ (6-5 OT)
Largest rally to earn a tie:	4 goals, 10/21/00 at OTT
Largest rally in shootout loss:	3 goals, 12/11/05 vs. CHI
Largest lead in loss:	4 goals, 10/27/05 at PIT (Held 4-0 lead in 1st in 7-5 loss)
Largest lead in tie:	3 goals (4x), last - 3/12/02 vs. TB (4-4)
Longest winning streak, overall:	6 games, (2x), last - 11/19/10 to 11/30/10
Longest home winning streak:	7 games, 3/2/07 to 3/16/07
Longest road winning streak:	4 games (3x), last - 2/3/09 to 2/16/09 (4-0-0)
Longest unbeaten streak, overall:	6 games, 3/6/09 to 3/16/09 (6-0-0)
Longest unbeaten home streak:	7 games, 3/2/07 to 3/16/07 (7-0-0)
Longest unbeaten road streak:	7 games, 10/21/00 to 11/13/00 (3-0-4)
Longest shutout streak, overall:	151:55 over 4-game span from 12/22/05 to 12/28/05
Longest shutout streak, home:	139:56 over 4-game span from 11/17/06 to 12/9/06
Longest shutout streak, road:	91:30 over 3-game span from 12/15/05 to 12/30/05
Longest losing streak:	12 games, 1/24/00 to 2/20/00 (0-11-0-1)
Longest losing streak, home:	11 games, 1/24/00 to 3/16/00 (0-10-0-1)
Longest losing streak, road:	10 games, 10/6/01 to 11/18/01 (0-8-0-2)
Longest winless streak:	16 games, 1/16/00 to 2/20/00 (0-13-2-1)
Longest winless streak, home:	17 games, 1/19/00 to 3/29/00 (0-14-2-1)
Longest winless streak, road:	10 games, 10/6/01 to 11/18/01 (0-8-0-2)
Most consecutive games without being shutout:	69 games, 11/6/10 to 4/10/11 (active in 2011-12)
Most consecutive games without being shutout, home:	126 games, 11/25/08 to 3/6/10
Most consecutive games without being shutout, road:	69 games, 2/3/09 to 12/28/09
Most consecutive goals, overall:	14, over 2 games, 11/11/05 to 11/12/05

RALLIES AND STREAKS

Longest stretch without a goal:	205:55, 11/7/01 to 11/13/01 (4 games)
Longest stretch without a goal at home:	199:00, 3/2/00 to 3/16/00 (4 games)
Longest stretch without a goal on the road:	205:55, 11/7/01 to 11/13/01 (4 games)
Most power play goals over two games:	7, 11/11/05 to 11/12/05
Most power play goals over three games:	8, 11/9/05 to 11/12/05
Most consecutive games with a power play goal (overall):	8 games (2x), last - 10/15/10 to 10/30/10 (12 goals)
Most consecutive games with a power play goal (home):	9 games, 1/7/03 to 2/12/03 (13 goals)
Most consecutive games with a power play goal (road):	12 games, 2/13/04 to 3/29/04 (18 goals)
Longest stretch without a power play goal, games (overall):	9 games, 2/25/00 to 3/13/00 (0-for-26)
Longest stretch without a power play goal, games (home):	8 games, 1/28/02 to 3/14/02 (0-for-27)
Longest stretch without a power play goal, games (road):	9 games, 10/4/01 to 11/10/01
Most consecutive opportunities without a power play goal (overall):	0-for-38 over 12-games, 2/8/02 to 3/14/02
Most consecutive opportunities without a power play goal (home):	0-for-34 over 10-games, 1/24/02 to 3/14/02
Most consecutive opportunities without a power play goal (road):	0-for-42 over 10-games, 10/4/01 to 11/13/01
Longest stretch without allowing a power play goal, games (overall):	9 games, 3/18/09 to 4/1/09 (25-for-25)
Longest stretch without allowing a power play goal, games (home):	11 games, 3/26/03 to 11/16/03 (36-for-36)
Longest stretch without allowing a power play goal, games (road):	6 games, 1/21/09 to 2/15/09
Largest number of consecutive opportunities without allowing a power play goal, games (overall):	22-for-22 over 4 games (2x), last - 12/22/05 to 12/28/05
Largest number of consecutive opportunities without allowing a power play goal, games (home):	36-for-36 over 11 games, 3/26/03 to 11/16/03
Largest number of consecutive opportunities without allowing a power play goal, games (road):	21-for-21 over 6 games, 1/21/09 to 2/15/09

SINGLE-GAME SKATER RECORDS

Most points in one game:	5; (7x), last - Kovalchuk (2g, 3a), 2/28/09 vs. CAR
Most points, one period:	4; (2x), last - Kovalchuk (1g, 3a), 2/28/09 vs. CAR
Most points, two straight games:	8; Savard (2g, 6a), 10/7/05 to 10/8/05
Most points, three straight games:	10; Savard (1g, 9a), 11/9/05 to 11/12/05
Most points, four straight games:	12; Savard (1g, 11a), 11/9/05 to 11/16/05
Most points, five straight games:	14; Savard (1g, 13a), 11/9/05 to 11/18/05
Most goals in one game:	4; (2x), last - Kovalchuk, 11/11/05 vs. TB
Most goals in one period:	3; (4x), last - Kovalchuk, 2/15/09 at ANA (2nd per.)
Quickest back-to-back goals, one player:	:22; Sim, 10/13/06 vs. CAR
Quickest back-to-back goals, one player at home:	:22; Sim, 10/13/06 vs. CAR
Quickest back-to-back goals, one player on the road:	:37; Kovalchuk, 2/15/09 at ANA
Quickest back-to-back goals by one player, first period:	4:46; Kallio, 11/7/01 at NJ
Quickest back-to-back goals by one player, second per.:	:22; Sim, 10/13/06 vs. CAR
Quickest back-to-back goals by one player, third period:	1:30; Kovalchuk, 11/1/07 at OTT
Most power play goals, one game:	3; (3x), last - Kovalchuk, 11/6/06 vs. BOS
Most power play goals, one period:	2; (13x), last - Stewart, 10/15/10 at ANA (3rd per.)
Most power play points, one game:	4; (2x), last - Kovalchuk (3g, 1a), 11/6/06 vs. BOS
Most power play points, one period:	3; Kovalchuk (1g, 2a), 10/27/05 at PIT (2nd per.)
Most even-strength goals, one game:	3; (5x), last - Boulton, 12/18/10 vs. NJ
Most even-strength goals, one period:	2; (17x), last - Wheeler, 4/5/11 at NSH (3rd per.)
Most even-strength points, one period:	3; (3x), last - Byfuglien (1g, 2a), 11/28/10 vs. BOS (1st per.)
Most even-strength points, one game:	4; (3x), last - Kovalchuk (2g, 2a), 2/28/09 vs. CAR
Most shorthanded goals, one game:	2; Hossa, 12/19/06 at NJ
Most shorthanded points, one game:	2; (4x), last - Enstrom (1g, 1a), 2/24/09 vs. COL
Most assists in one game:	4; (7x), last - Kozlov, 12/26/08 vs. CAR
Most assists, one period:	3; (3x), last - Kozlov, 11/6/06 vs. BOS (3rd per.)

SINGLE-GAME SKATER RECORDS

Most power play assists, game:	3; (5x), last - Kozlov, 12/26/08 vs. CAR
Most power play assists, one period:	2; (24x), last- Recchi, 3/8/08 at FLA (1st per.)
Most even-strength assists, game:	4; Brunette, 12/19/00 at LA
Most even-strength assists, one period:	2; (43x), last - Hainsey, 3/17/11 vs. PHI (2nd per.)
Highest plus-minus rating in one game:	+6; Smehlik, 11/9/02 at BUF
Most penalty minutes in one game:	32; Lessard, 3/17/04 vs. BUF
Most penalty minutes in one period:	29; Boulton, 1/18/08 at BUF (3rd per.)
Most penalties in one game:	6; Odgers, 2/12/02 at STL
Most penalties in one period:	5; (2x), last - Boulton, 1/8/09 at NJ (3rd per.)
Most shots, one game:	16; Hossa, 11/1/06 vs. CAR
Most shots, one period:	7; Kovalchuk, 12/6/02 at WSH (2nd per.)
Most shifts, one game (defenseman):	44; Kaberle, 1/28/04 vs. STL
Most shifts, one game (forward):	39; (2x), last - Kozlov, 3/31/03 at NYR
Most time on ice, one game (forward):	34:21; Garpenlov, 1/29/00 at TB
Most time on ice, one game (defenseman):	34:06; Tjarnqvist, 10/31/02 at TOR

SINGLE-GAME GOALTENDER RECORDS

Most saves, game:	53; Hnilecka, 12/18/01 at BOS
Most saves, period:	24; Pavelec, 10/31/09 at OTT (3rd per.)
Most shots faced, game:	55; Hnilecka, 12/18/01 at BOS
Most shots faced, period:	25; Pavelec, 10/31/09 at OTT (3rd per.)

GOALTENDER STREAKS

Most consecutive wins:	6; Pavelec, 11/19/10 to 11/30/11, 6-0-0
Longest unbeaten streak	6; Pavelec, 11/19/10 to 11/30/11, 6-0-0
Most consecutive starts:	28 games; Lehtonen, 1/21/06 to 4/6/06
Most consecutive games:	28 games; Lehtonen, 1/21/06 to 4/6/06
Longest time without allowing a goal:	167:56; Lehtonen, 10/5/06 to 10/11/06

JETS TEAM HISTORY

SINGLE-SEASON PLAYER RECORDS

SINGLE-SEASON SKATER RECORDS

Points:	100; Hossa in 2006-07 (43g, 57a)
Goals:	52; (2x), Kovalchuk in 2007-08, 2005-06
Power play goals:	27; Kovalchuk in 2005-06
Power play points:	56; Kovalchuk in 2005-06 (27g, 29a)
Shorthanded goals:	7; Hossa in 2005-06
Shorthanded points:	10; Perrin in 2007-08 (2g, 8a)
Even-strength goals:	34; Kovalchuk in 2007-08
Even-strength points:	55; Kovalchuk in 2007-08 (34g, 21a)
Game-winning goals:	8; Kozlov in 2006-07
Game-tying goals:	2; Staios in 2000-01
Assists:	69; Savard in 2005-06
Power play assists:	36; Savard in 2005-06
Even-strength assists:	31; Hossa in 2006-07
Shorthanded assists:	8; Perrin in 2007-08
Plus-minus rating:	+18; Hossa in 2006-07
Games:	82; (24x) Hainsey, Thorburn, Oduya in 2010-11
Penalty minutes:	226; Odgers in 2000-01
Shots:	347; Byfuglien in 2010-11
Average ice time, forwards:	23:41; Kovalchuk in 2003-04
Average shifts, forwards:	27.2; McEachern and Savard in 2003-04
Actual shifts, forwards:	2,229; McEachern in 2003-04
Average ice time, defenseman:	25:16; Havelid in 2006-07
Average shifts, defenseman:	31.2; Sutton in 2003-04
Actual shifts, defensemen:	2,510; Havelid in 2005-06

SINGLE-SEASON GOALTENDER RECORDS

Games:	68; Lehtonen in 2006-07
Games started:	66; Lehtonen in 2006-07
Wins:	34; Lehtonen in 2006-07
Losses:	33; Hnilicka in 2001-02
Ties	10; Hnilicka in 2001-02
Minutes:	3,934; Lehtonen in 2006-07
Goals-against average: (at least 20 games)	2.62; Hedberg in 2009-10
Saves:	1,892; Lehtonen in 2006-07
Shots:	2,075; Lehtonen in 2006-07
Shutouts:	4; (3x), last - Pavelec in 2010-11
Save percentage: (at least 20 games)	.916; Lehtonen in 2007-08
Most goals allowed:	183; Lehtonen in 2006-07
Fewest goals allowed: (at least 20 games)	73; Garnett in 2005-06
Most goalies used:	5; (3x), last - Berkhoel, Dunham, Garnett, Lehtonen and Shields in 2005-06

SINGLE-SEASON DEFENSEMEN RECORDS

Points:	53; Byfuglien in 2010-11
Goals:	20; Byfuglien in 2010-11
Power play goals:	8; Byfuglien in 2010-11
Shorthanded goals:	2; Tjarnqvist in 2003-04
Game-winning goals:	6; Byfuglien in 2010-11
Assists:	44; Enstrom in 2009-10
Plus-minus rating:	+15; Hnidy in 2006-07
Games:	82; (8x), Hainsey, Oduya in 2010-11
Penalty minutes:	144; Sutton in 2005-06
Shots:	347; Byfuglien in 2010-11
Average shifts:	31.2; Sutton in 2003-04
Actual shifts:	2,510; Havelid in 2005-06
Average ice time:	25:16; Havelid in 2006-07

SINGLE-SEASON ROOKIE RECORDS

Points:	67; Heatley in 2001-02
Goals:	29; Kovalchuk in 2001-02
Power play goals:	7; Heatley and Kovalchuk in 2001-02
Shorthanded goals:	1; (4x), last - Kane in 2009-10
Game-winning goals:	4; Heatley and Kovalchuk in 2001-02
Assists:	41; Heatley in 2001-02
Plus-minus rating:	+11; Bogosian in 2008-09
Games:	82; (2x), last - Enstrom in 2007-08
Penalty minutes:	181; Lessard in 2003-04
Shots:	202; Heatley in 2001-02
Average shifts, defensemen:	28.4; Exelby in 2003-04
Actual shifts, defensemen:	2,089; Enstrom in 2007-08
Average ice time, defensemen:	24:48; Enstrom in 2007-08
Average shifts, forwards:	21.2; Heatley in 2001-02
Actual shifts, forwards:	1,744; Heatley in 2001-02
Average ice time, forwards:	19:53; Heatley in 2001-02
Most rookies used in one season:	17 in 2001-02: Hordichuk, Hartigan, Heatley, Kovalchuk, Lessard, MacKenzie, Nurminen, Piro, Pothier, Safronov, Sellars, Simon, Snyder, Tapper, Tjarnqvist, Vigier and Weaver.
Record for players making NHL debuts in one season:	12 in 2001-02: Cassivi, Hartigan, Heatley, Kovalchuk, Lessard, MacKenzie, Nurminen, Piro, Sellars, Simon, Tjarnqvist and Weaver.
Most rookies used in single game:	7; (4x), last - 4/2/03 at Buffalo (DiPenta, Exelby, Foster, Lessard, Piro, Safronov and Simon)

REGULAR-SEASON FIRSTS

First Regular-Season Game:	10/2/99 vs. NJ (L 1-4)
First Regular-Season Home Game:	10/2/99 vs. NJ (L 1-4)
First Regular-Season Road Game:	10/14/99 at NYI (W 2-0)
First Win:	10/14/99 at NYI (W 2-0)
First Home Win:	10/26/99 vs. CGY (W 2-1)
First Road Win:	10/14/99 at NYI (W 2-0)
First Overtime Game:	10/9/99 vs. BUF (T 5-5)
First Overtime Win:	12/8/00 vs. FLA (W 4-3), Ferraro
First Overtime Home Win:	12/8/00 vs. FLA (W 4-3), Ferraro
First Overtime Road Win:	12/19/00 at LA (W 7-6), Kaberle
First Loss:	10/2/99 vs. NJ (L 1-4)
First Home Loss:	10/2/99 vs. NJ (L 1-4)
First Road Loss:	10/17/99 at NYR (L 1-4)
First Tie:	10/9/99 vs. BUF (T 5-5)
First Home Tie:	10/9/99 vs. BUF (T 5-5)
First Road Tie:	10/16/99 at TB (T 4-4)
First Shootout:	11/4/05 at WSH (L 2-3)
First Shootout Win:	1/11/06 vs. NSH (W 4-3)
First Shootout Loss:	11/4/05 at WSH (L 2-3)
First Shutout:	10/14/99 at NYI (W 2-0), Rhodes
First Shutout Against:	10/27/99 at TOR (L 0-4), Healy
First Scoreless Game:	10/16/03 at NYR (T 0-0)
First Shot:	10/2/99 vs. NJ (L 1-4), Staios (5:29 of 1st Per.)
First Goal:	10/2/99 vs. NJ (L 1-4), Buchberger (11:26 of 2nd Per.)
First Goal Against:	10/2/99 vs. NJ (L 1-4), Olinwa (8:18 of 2nd Per.)
First Assists:	10/2/99 vs. NJ (L 1-4), Stefan and Prochazka (11:26 of 2nd Per.)
First Power Play Goal:	10/9/99 vs. BUF (T 5-5), Brunette (5:48 of 2nd Per.)
First Shorthanded Goal:	11/3/99 vs. TB (W 4-1), Dean (19:17 of 2nd Per.)
First Game-Winning Goal:	10/14/99 at NYI (W 2-0), Brunette (12:21 of 3rd Per.)
First Empty-Net Goal:	12/26/99 vs. TB (W 6-3), Emerson (17:30 of 3rd Per.)
First Multiple-Point Game:	10/9/99 vs. BUF (T 5-5), Stefan (2 Goals, 1 Assist)
First Multiple-Assist Game:	10/9/99 vs. BUF (T 5-5), Buchberger and Tremblay (2 Assists)
First Multiple-Goal Game:	10/9/99 vs. BUF (T 5-5), Stefan (2 Goals)
First Hat Trick:	11/22/99 vs. VAN (W 6-3), Sylvester
First Hat Trick Against:	1/24/00 vs. NYR (L 3-6), Nedved
First Penalty Shot:	2/21/01 at CAR (L 3-6), Ferraro, Goal (Irbe)
First Penalty Shot Against:	10/9/99 vs. BUF (T 5-5), Satan, Goal (Rhodes)
First Minor Penalty:	10/2/99 vs. NJ (L 1-4), Dean, Hooking (4:37 of 2nd Per.)
First Major Penalty:	10/2/99 vs. NJ (L 1-4), Tamer, Fighting (2:03 of 3rd Per.)
First Goaltender Start:	10/2/99 vs. NJ (L 1-4), Rhodes
First Goaltender Win:	10/14/99 at NYI (W 2-0), Rhodes
First Goaltender Loss:	10/2/99 vs. NJ (L 1-4), Rhodes
First Goaltender Shutout:	10/14/99 at NYI (W 2-0), Rhodes

THE LAST TIME THE THRASHERS...

Appeared in shootout:	3/27/11 vs. OTT (W 5-4)
Appeared in shootout at home:	3/27/11 vs. OTT (W 5-4)
Appeared in shootout on road:	1/17/11 at FLA (W 3-2)
Won shootout:	3/27/11 vs. OTT (W 5-4)
Won shootout at home:	3/27/11 vs. OTT (W 5-4)
Won shootout on road:	1/17/11 at FLA (W 3-2)
Won overtime game at home:	3/5/11 vs. FLA (W 4-3)
Won overtime game on road:	3/12/11 at PHI (W 5-4)
Lost overtime game at home:	3/11/11 vs. NJ (L 2-3)
Lost overtime game on road:	2/5/11 at CAR (L 3-4)
Shutout an opponent in a home game:	1/26/11 vs. WSH (W 1-0)
Shutout an opponent in a road game:	4/7/11 at NYR (W 3-0)
Shutout by an opponent in a home game:	11/4/10 vs. CBJ (L 0-1)
Shutout by an opponent in a road game:	1/18/10 at FLA (L 0-1)
Scored five-or-more goals in a home game:	3/27/11 vs. OTT (W 5-4)
Scored five-or-more goals in a road game:	3/12/11 at PHI (W 5-4)
Took 40-or-more shots in a home game:	3/27/11 vs. OTT (W 5-4), 47
Took 40-or-more shots in a road game:	3/12/11 at PHI (W 5-4), 41
Faced 40-or-more shots in a home game:	12/30/10 vs. BOS (W 3-2), 44
Faced 40-or-more shots in a road game:	3/31/11 at BOS (W 1-0), 43
Had a hat trick in a home game:	12/18/10 vs. NJ (W 7-1), Boulton
Had a hat trick in a road game:	10/15/10 at ANA (SOW 5-4), Stewart
Allowed a hat trick in a home game:	11/13/10 vs. PIT (L 2-4), Malkin
Allowed a hat trick in a road game:	3/12/11 at PHI (W 5-4), Leino
Scored four power play goals in a home game:	11/6/06 vs. BOS (W 5-3), 4
Scored four power play goals in a road game:	10/23/06 at FLA (W 6-3), 5
Allowed four power play goals in a home game:	1/7/11 vs. TOR (L 3-9), 5
Allowed four power play goals in a road game:	1/15/11 at DAL (L 1-6), 4
Faced a penalty shot in a home game:	3/25/11 vs. VAN (L 1-3), D. Sedin, No Goal (Mason)
Faced a penalty shot in a road game:	4/2/11 at BOS (L 2-3), Ryder, Goal (Pavelec)
Had a penalty shot in a home game:	10/8/10 vs. WSH (L 0-4), Kane, Goal (Neuvirth)
Had a penalty shot in a road game:	3/19/11 at BUF (L 2-8), Kane, No Goal (Miller)

JETS TEAM HISTORY

DRAFT HISTORY

NHL EXPANSION DRAFT HISTORY

1999 EXPANSION DRAFT

Player	Position	Team
Jamie Pushor	Defence	Anaheim Ducks
Pete Ferraro	Right Wing	Boston Bruins
Darryl Shannon	Defence	Buffalo Sabres
Ed Ward	Right Wing	Calgary Flames
Trevor Kidd	Goaltender	Carolina Hurricanes
Sylvain Cloutier	Centre	Chicago Blackhawks
Tomi Kallio	Left Wing	Colorado Avalanche
Petr Buzek	Defence	Dallas Stars
Norm Maracle	Goaltender	Detroit Red Wings
Kelly Buchberger	Right Wing	Edmonton Oilers
Johan Garpenlov	Left Wing	Florida Panthers
Matt Johnson	Left Wing	Los Angeles Kings
Brett Clark	Defence	Montreal Canadiens
Kevin Dean	Defence	New Jersey Devils
David Harlock	Defence	New York Islanders
Chris Tamer	Defence	New York Rangers
Phil Crowe	Right Wing	Ottawa Senators
Jody Hull	Left Wing	Philadelphia Flyers
Mike Stapleton	Centre	Phoenix Coyotes
Maxim Galanov	Defence	Pittsburgh Penguins
Terry Yake	Centre	St. Louis Blues
Alexei Yegorov	Right Wing	San Jose Sharks
Corey Schwab	Goaltender	Tampa Bay Lightning
Yannick Tremblay	Defence	Toronto Maple Leafs
Steve Staios	Right Wing	Vancouver Canucks
Mark Tinordi	Defence	Washington Capitals

NHL ENTRY DRAFT HISTORY

1999 ENTRY DRAFT

Rd/No	Player	Pos.	Team (League)
1/1	Patrik Stefan	C	Long Beach (IHL)
2/30	Luke Sellars	D	Ottawa (OHL)
3/68	Zdenek Blatny	LW	Seattle (WHL)
4/98	David Kaczowka	LW	Seattle (WHL)
4/99	Rob Zepp	G	Plymouth (OHL)
5/128	Derek MacKenzie	C	Sudbury (OHL)
6/159	Yuri Dobryshkin	RW	Kryla Sovetov (Russia)
7/188	Stephen Baby	RW	Green Bay (USHL)
8/217	Garnet Exelby	D	Saskatoon (WHL)
9/245	Tommi Santala	C	Jokerit-Helsinki (Finland)
9/246	Ray DiLauro	D	St. Lawrence (ECAC)

2000 ENTRY DRAFT

Rd/No	Player	Pos.	Team (League)
1/2	Dany Heatley	RW	Wisconsin (WCHA)
2/31	Ilya Nikulin	D	Tver (Russia)
2/42	Libor Ustrnul	D	Plymouth (OHL)
4/107	Carl Mallette	C	Victoriaville (QMJHL)
4/108	Blake Robson	C	Portland (WHL)
5/147	Matt McRae	C	Cornell (ECAC)
6/168	Zdenek Smid	G	Karlovy Vary (Czech Rep.)
6/178	Jeff Dwyer	D	Choate (USHSE)
6/180	Darcy Hordichuk	LW	Saskatoon (WHL)
8/230	Samu Isosalo	LW	Lukko Rauma (Finland)
8/242	Evan Nielsen	D	Notre Dame (CCHA)
8/244	Eric Bowen	C	Portland (WHL)

2001 ENTRY DRAFT

Rd/No	Player	Pos.	Team (League)
1/1	Ilya Kovalchuk	LW	Spartak (Russia)
3/80	Michael Garnett	G	Saskatoon (WHL)
4/100	Brian Sipotz	D	Miami University (CCHA)
4/112	Milan Gajic	C	Burnaby (BCHL)
5/135	Colin Stuart	C	Colorado Coll. (WCHA)
6/189	Pasi Nurminen	G	Jokerit (Finland)
7/199	Matt Suderman	D	Saskatoon (WHL)
7/201	Colin FitzRandolph	C	Phillips-Exeter (USHSE)
9/262	Mario Cartelli	D	Trinec (Czech Rep.)

2002 ENTRY DRAFT

Rd/No	Player	Pos.	Team (League)
1/2	Kari Lehtonen	G	Jokerit (Finland)
1/30	Jim Slater	C	Michigan State (CCHA)
4/116	Patrick Dwyer	RW	W. Michigan (CCHA)
4/124	Lane Manson	D	Moose Jaw (WHL)
5/144	Paul Flache	D	Brampton (OHL)
6/167	Brad Schell	C	Spokane (WHL)
7/198	Nathan Oystriick	D	South Surrey (BCHL)
8/230	Colton Fretter	RW	Chatham (WJHL)
8/236	Tyler Boldt	D	Kamloops (WHL)
8/257	Pauli Levokari	D	HIFK-Helsinki (Finland)

NHL ENTRY DRAFT HISTORY

2003 ENTRY DRAFT

Rd/No	Player	Pos.	Team (League)
1/8	Braydon Coburn	D	Portland (WHL)
4/110	James Sharrow	D	Halifax (QMJHL)
4/116	Guillaume Desbiens	RW	Rouyn Noranda (QMJHL)
4/136	Michael Vannelli	D	Sioux Falls (USHL)
5/145	Brett Sterling	LW	Colorado Coll. (WCHA)
6/175	Mike Hamilton	LW	Merritt (BCHL)
7/203	Denis Loginov	C	Kazan (Russia-2)
8/239	Tobias Enstrom	D	Modo (Sweden)
9/269	Rylan Kaip	C	Notre Dame (SJHL)

2004 ENTRY DRAFT

Rd/No	Player	Pos.	Team (League)
1/10	Boris Valabik	D	Kitchener (OHL)
2/40	Grant Lewis	D	Dartmouth (ECAC)
3/76	Scott Lehman	D	St. Michael's (OHL)
4/106	Chad Painchaud	LW	Mississauga (OHL)
5/142	Juraj Gracik	RW	Topolcany (Slovakia Jr.)
6/186	Dan Turple	G	Oshawa (OHL)
7/204	Mikka Tuominen	LW	Tuto (Finland)
8/237	Mitch Carefoot	C	Cornell (ECAC)
9/270	Matthew Siddall	RW	Powell River (BCJHL)

2005 ENTRY DRAFT

Rd/No	Player	Pos.	Team (League)
1/16	Alex Bourret	RW	Shawinigan (QMJHL)
2/41	Ondrej Pavelec	G	Kladno (Czech Rep. Jr.)
2/49	Chad Denny	D	Lewiston (QMJHL)
2/53	Andrew Kozek	RW	South Surrey (BCJHL)
4/116	Jordan LaVallee	LW	Quebec (QMJHL)
5/135	Tomas Pospisil	RW	Trinec (Czech Rep. Jr.)
6/187	Andrei Zubarev	D	Ufa (Russia)
7/207	Myles Stoesz	RW	Spokane (WHL)

2006 ENTRY DRAFT

Rd/No	Player	Pos.	Team (League)
1/12	Bryan Little	C	Barrie (OHL)
2/43	Riley Holzapfel	C	Moose Jaw (WHL)
3/80	Michael Forney	LW	Thief River Falls (USHS)
5/135	Alex Kangas	G	Sioux Falls (USHL)
6/165	Jonas Enlund	C	IFK Jr. (Finland)
7/195	Jesse Martin	C	Spruce Grove (AJHL)
7/200	Arturs Kulda	D	CSKA 2 (Russia)
7/210	Will O'Neill	D	Tabor Academy (USHS)

2007 ENTRY DRAFT

Rd/No	Player	Pos.	Team (League)
3/67	Spencer Machacek	RW	Vancouver (WHL)
4/115	Niklas Lucenius	C	Tappara (Finland Jr.)
6/175	John Albert	C	United States (USDP)
7/205	Paul Postma	D	Swift Current (WHL)

2008 ENTRY DRAFT

Rd/No	Player	Pos.	Team (League)
1/3	Zach Bogosian	D	Peterborough (OHL)
1/29	Daultan Leveille	C	St. Catharine's (OHL)
3/64	Danick Paquette	RW	Lewiston (QMJHL)
4/94	Vinny Saponari	RW	United States (USDP)
5/124	Nicklas Lasu	LW	Frolunda (Sweden Jr.)
6/154	Chris Carrozzini	G	Mississauga (OHL)
7/184	Zach Redmond	D	Ferris State (CCHA)



Centre Mark Scheifele was selected by the Winnipeg Jets in the first round, seventh overall, in the 2011 NHL Entry Draft.

2009 ENTRY DRAFT

Rd/No	Player	Pos.	Team (League)
1/4	Evander Kane	LW	Vancouver (WHL)
2/34	Carl Klingberg	LW	Frolunda (Sweden Jr.)
2/45	Jeremy Morin	LW	United States (NTDP)
4/117	Edward Pasquale	G	Saginaw (OHL)
4/120	Ben Chiarot	D	Guelph (OHL)
5/125	Cody Sol	D	Saginaw (OHL)
6/155	Jimmy Bubnick	C	Kamloops (WHL)
7/185	Levko Koper	LW	Spokane (WHL)
7/203	J. Samuels-Thomas	LW	Waterloo (USHL)

2010 ENTRY DRAFT

Rd/No	Player	Pos.	Team (League)
1/8	Alex Burmistrov	C	Barrie (OHL)
3/87	Julian Melchiori	D	Newmarket (CCHL)
4/101	Ivan Telegin	LW	Saginaw (OHL)
5/128	Fredrik Pettersson-Wentzel	G	Almtuna (Sweden-2)
5/150	Yasin Cisse	RW	Des Moines (USHL)
6/155	Kendall McFaul	D	Moose Jaw (WHL)
6/160	Tanner Lane	C	Detroit Lakes (High-MN)
6/169	Sebastian Owuya	D	Timra Jr. (Swe-Jr.)
7/199	Peter Stoykewych	D	Winnipeg South (MJHL)

2011 ENTRY DRAFT

Rd/No	Player	Pos.	Team (League)
1/7	Mark Scheifele	C	Barrie (OHL)
3/67	Adam Lowry	LW	Swift Current (WHL)
3/78	Brennan Seriville	D	Stouffville (OJHL)
4/119	Zachary Yuan	D	Tri-City (WHL)
5/149	Austen Brassard	RW	Belleville (OHL)
6/157	Jason Kasdorf	G	Portage (MJHL)
7/187	Aaron Harstad	D	Green Bay (USHL)

ALL-TIME PLAYER ACQUISITIONS

June 18, 1999:	Acquired G Damian Rhodes from Ottawa for future considerations
June 21, 1999:	Acquired LW Andrew Brunette from Nashville for a fifth-round selection (Matt Hendricks) in the 2000 NHL Entry Draft.
June 25, 1999:	Acquired C Andreas Karlsson from Calgary for future considerations; Acquired G Scott Langkow from Phoenix for future considerations; Acquired D Gord Murphy , C Herbert Vasiljevs , D Daniel Tjarnqvist and a sixth-round selection, later traded to Dallas, Dallas selected Justin Cox) in the 2000 NHL Entry Draft for G Trevor Kidd ; Acquired C Randy Robitaille from Boston for RW Peter Ferraro ; Acquired D Ulf Samuelsson from Detroit for future considerations; Acquired RW Dean Sylvester from Buffalo for future considerations; Acquired D Sergei Vyshedkevich from New Jersey for future considerations; Acquired a fourth-round selection (Rob Zepp) and a ninth-round selection (Ray Dilaura) in the 1999 NHL Entry Draft from Vancouver for future considerations.
June 26, 1999:	Acquired a first-round selection (Patrik Stefan) in the 1999 NHL Entry Draft from Vancouver for a first-round selection (Daniel Sedin) and a third-round selection (later traded to Florida, Florida selected Robert Fried) in the 2000 NHL Entry Draft; Acquired RW Per Svartvadet from Dallas for a sixth-round selection (Justin Cox) in the 1999 NHL Entry Draft; Traded RW Phil Crowe to Nashville for future considerations
July 1, 1999:	Signed unrestricted free agent LW Bryan Adams
July 6, 1999:	Signed unrestricted free agent C Hugo Boisvert ; Signed unrestricted free agent RW Kirby Law ; Signed unrestricted free agent C Dan Snyder .
July 13, 1999:	Signed unrestricted free agent RW Bob Lachance
July 15, 1999:	Acquired LW Jason Botterill from Dallas for D Jamie Pushor ; Acquired RW Martin Prochazka from Toronto for a sixth-round selection (Maxim Kondratjev) in the 2001 NHL Entry Draft; Signed unrestricted free agent C Andreas Karlsson .
July 19, 1999:	Signed unrestricted free agent RW Vladimir Vujtek
July 20, 1999:	Signed unrestricted free agent RW Nelson Emerson
Aug. 2, 1999:	Signed unrestricted free agent C Ray Ferraro
Aug. 12, 1999:	Signed unrestricted free agent D Geordie Kinnear ; Signed unrestricted free agent RW Sean Ritchlin
Aug. 16, 1999:	Acquired LW Denny Lambert from Nashville for C Randy Robitaille
Aug. 24, 1999:	Signed unrestricted free agent G Scott Fankhouser
Sept. 2, 1999:	Signed unrestricted free agent G Scott Langkow
Sept. 27, 1999:	Claimed RW Ladislav Kohn from Toronto in the 1999 NHL Waiver Draft; Traded RW Ladislav Kohn to Anaheim for an eighth-round selection (Evan Nielsen) in the 2000 NHL Entry Draft
Oct. 29, 1999:	Traded G Corey Schwab to Vancouver for a fourth-round selection (Carl Mallette) in the 2000 NHL Entry Draft; Acquired D Mikko Kuparinen from Tampa Bay for future considerations
Nov. 1, 1999:	Acquired LW Eric Bertrand and LW Wes Mason from New Jersey for C Sylvain Cloutier and LW Jeff Williams
Nov. 3, 1999:	Signed unrestricted free agent G Rick Tabaracci
Dec. 7, 1999:	Acquired RW Brian Wesenberg from Philadelphia for LW Eric Bertrand
Dec. 8, 1999:	Acquired RW Shean Donovan from Colorado for G Rick Tabaracci
Dec. 11, 1999:	Claimed D Rumun Ndur off waivers from NY Rangers
Dec. 15, 1999:	Traded D Kevin Dean to Dallas for future considerations
Jan. 25, 2000:	Acquired LW Bill Huard from Los Angeles for future considerations
Feb. 11, 2000:	Acquired LW Hnat Domenichelli and LW Dmitri Vlasenkov from Calgary for D Darryl Shannon and LW Jason Botterill
Feb. 18, 2000:	Acquired LW Joel Irving from Calgary for future considerations
March 1, 2000:	Claimed LW Steve Guolla off waivers from Tampa Bay
March 11, 2000:	Traded D Mikko Kuparinen to Tampa Bay for D Chris McAlpine
March 13, 2000:	Acquired RW Donald Audette and D Frantisek Kaberle from Los Angeles for RW Kelly Buchberger and RW Nelson Emerson

- March 14, 2000: Traded RW **Ed Ward** to Anaheim for a seventh-round selection (Colin Fitzrandolph) in the 2001 NHL Entry Draft; Traded RW **Kirby Law** to Philadelphia for a sixth-round selection (Jeff Dwyer) in the 2000 NHL Entry Draft and a sixth-round selection (Pasi Nurminen) in the 2001 NHL Entry Draft
- March 24, 2000: Signed unrestricted free agent RW **J.P. Vigier**
- March 27, 2000: Signed unrestricted free agent D **Brian Pothier**
- April 4, 2000: Signed unrestricted free agent LW **Tomi Kallio**
- April 11, 2000: Signed unrestricted free agent RW **Brad Tapper**
- June 12, 2000: Traded RW **Steve Staios** to New Jersey for a ninth-round selection (Simon Gamanche) in the 2000 NHL Entry Draft
- June 15, 2000: Signed unrestricted free agent D **Mike Weaver**
- June 24, 2000: Traded a second-round selection (later traded to Nashville, Nashville selected Timofei Shishkanov) and a third-round selection (Robin LeBlanc) in the 2001 NHL Entry Draft to Vancouver for a second-round selection (Libor Ustrnul) in the 2000 NHL Entry Draft and a third-round selection (Michael Garnett) in the 2001 NHL Entry Draft; Traded a ninth-round selection (Peter Flache) in the 2000 NHL Entry Draft to Chicago for the rights to **C Ben Simon**; Traded a fourth-round selection (Niclas Wallin) in the 2000 NHL Entry Draft to Carolina for a fourth-round selection (Blake Robson), a fifth-round selection (Matt McRae) and an eighth-round selection (Eric Bowen) in the 2000 NHL Entry Draft
- July 10, 2000: Acquired RW **Steve Staios** from New Jersey for future considerations
- July 14, 2000: Signed unrestricted free agent D **Adam Burt**
- July 17, 2000: Signed unrestricted free agent LW **Dmitri Vlasenkov**
- July 19, 2000: Signed unrestricted free agent D **Sean McCann**
- July 20, 2000: Signed unrestricted free agent LW **Yves Sarault**
- July 21, 2000: Signed unrestricted free agent C **Jarrod Skalde**
- July 28, 2000: Signed unrestricted free agent G **Milan Hnilicka**
- Aug. 15, 2000: Signed unrestricted free agent C **Ben Simon**
- Sept. 7, 2000: Signed unrestricted free agent D **Andrei Skopintsev**
- Sept. 29, 2000: Claimed RW **Jeff Odgers** from Colorado in the 2000 NHL Waiver Draft
- Nov. 6, 2000: Traded D **Geordie Kinnear** to New Jersey for future considerations
- Jan. 14, 2001: Acquired D **Jiri Slegr** from Pittsburgh for a third-round selection (later traded to Columbus, Columbus selected Aaron Johnson) in the 2001 NHL Entry Draft
- Feb. 9, 2001: Acquired D **Ladislav Kohn** from Anaheim for D **Sergei Vyshedkevich** and G **Scott Langkow**
- Feb. 14, 2001: Claimed D **Chris Joseph** off waivers from Phoenix
- March 13, 2001: Acquired C **Kamil Piro**s and a fourth-round selection (later traded to St. Louis, St. Louis selected Igor Valeyev) in the 2001 NHL Entry Draft from Buffalo for RW **Donald Audette**
- June 24, 2001: Acquired RW **Lubos Bartecko** from St. Louis for a fourth-round selection (Igor Valeyev) in the 2001 NHL Entry Draft; Acquired a fourth-round (Milan Gajac) selection in the 2001 NHL Entry Draft and a seventh-round selection (later traded to San Jose, San Jose selected Tim Conboy) in the 2002 NHL Entry Draft from New Jersey for a third-round selection (Jason Ryznar) in the 2002 NHL Entry Draft; Acquired the rights to D **Jeff Dessner** from the NY Rangers for an eighth-round selection (Leonid Zhvachkin) in the 2001 NHL Entry Draft
- July 2, 2001: Traded LW **Denny Lambert** to Anaheim for future considerations
- July 3, 2001: Signed unrestricted free agent D **Jeff Dessner**
- July 16, 2001: Signed unrestricted free agent C **Bob Corkum**; Signed unrestricted free agent C **Tony Hrkac**; Signed unrestricted free agent D **Todd Reirden**
- July 30, 2001: Signed unrestricted free agent D **Daniel Tjarnqvist**
- Nov. 14, 2001: Claimed C **Pascal Rheaume** off waivers from Chicago
- Dec. 18, 2001: Acquired LW **Jeff Cowan** and D **Kurtis Foster** from Calgary for D **Petr Buzek**
- Jan. 22, 2002: Acquired D **Andy Sutton** from Minnesota for LW **Hnat Domenichelli**
- Jan. 24, 2002: Acquired G **Fredric Cassivi** from Colorado for D **Brett Clark**
- March 4, 2002: Acquired D **Joe DiPenta** from Philadelphia for C **Jarrod Skalde**

JETS TEAM HISTORY ALL-TIME TRANSACTIONS

- March 15, 2002: Acquired D **Francis Lessard** from Philadelphia for D **David Harlock**, a third-round selection (later traded to Phoenix, Phoenix selected Tyler Redenbach) in the 2003 NHL Entry Draft and a seventh-round selection (later traded to San Jose, San Jose selected Joe Pavelski) in the 2003 NHL Entry Draft
- March 18, 2002: Traded C **Ray Ferraro** to St. Louis for a fourth-round selection (Lane Manson) in the 2002 NHL Entry Draft
- March 19, 2002: Traded C **Bob Corkum** to Buffalo for a fifth-round selection (Paul Flache) in the 2002 NHL Entry Draft; Acquired LW **Yuri Butsayev** and a third-round selection (later traded to Columbus, Columbus selected Jeff Genovy) in the 2002 NHL Entry Draft from Detroit for D **Jiri Slegr**; Acquired RW **Ruslan Zainullin** and D **Kirill Safronov** and a fourth-round selection (Patrick Dwyer) in the 2002 NHL Entry Draft from Phoenix for LW **Darcy Hordichuk**, a fourth-round selection (Lance Monych) and a fifth-round selection (John Zeiler) in the 2002 NHL Entry Draft
- March 27, 2002: Signed unrestricted free agent C **Mark Hartigan**
- June 22, 2002: Acquired LW **Vyacheslav Kozlov** and a second-round selection (later traded to Columbus, Columbus selected Joakim Lindstrom) in the 2002 NHL Entry Draft from Buffalo for a second-round selection (later traded to Edmonton, Edmonton selected Jeff Deslauriers) and a third-round selection (John Adams) in the 2002 NHL Entry Draft; Acquired a third-round selection (later traded to Buffalo, Buffalo selected John Adams) in the 2002 NHL Entry Draft and a fourth-round selection (Guillaume Desbiens) in the 2003 NHL Entry Draft from Florida for future considerations; Traded a second-round selection (Joakim Lindstrom) and a third-round selection (Jeff Genovy) in the 2002 NHL Entry Draft to Columbus for a first-round selection (Jim Slater) in the 2002 NHL Entry Draft
- June 23, 2002: Traded a seventh-round selection (Tim Conboy) in the 2002 NHL Entry Draft to San Jose for an eighth-round selection (Pauli Levokari) in the 2002 NHL Entry Draft and a seventh-round selection (Denis Loginov) in the 2003 NHL Entry Draft
- June 29, 2002: Acquired LW **Shawn McEachern** and a sixth-round selection (Dan Turple) in the 2004 NHL Entry Draft from Ottawa for D **Brian Pothier**
- July 10, 2002: Signed unrestricted free agent D **Richard Smehlik**
- July 19, 2002: Signed unrestricted free agent D **Uwe Krupp**
- July 23, 2002: Signed unrestricted free agent D **Dallas Eakins**
- Oct. 4, 2002: Claimed D **Stephane Robidas** from Montreal in the 2002 NHL Waiver Draft; Traded D **Stephane Robidas** to Dallas for a sixth-round selection (Mike Hamilton) in the 2003 NHL Entry Draft
- Nov. 15, 2002: Acquired C **Marc Savard** from Calgary for RW **Ruslan Zainullin**
- Nov. 20, 2002: Signed unrestricted free agent G **Byron Dafoe**
- Dec. 2, 2002: Acquired RW **Chris Nielsen** and D **Petteri Nummelin** from Columbus for RW **Tomi Kallio** and D **Pauli Levokari**
- Jan. 20, 2003: Acquired C **Jeff Farkas** from Vancouver for C **Chris Herperger** and C **Chris Nielsen**
- Feb. 24, 2003: Traded C **Pascal Rheaume** to New Jersey for future considerations
- March 10, 2003: Traded D **Richard Smehlik**, a sixth-round selection (Josh Disher) and an eighth-round selection (Nathan Perkovich) in the 2004 NHL Entry Draft to New Jersey for a fourth-round selection (Mike Vannelli) in the 2003 NHL Entry Draft
- March 11, 2003: Acquired F **Anthony Aquino** from Dallas for a sixth-round selection (Drew Bagnall) in the 2003 NHL Entry Draft and future considerations
- March 28, 2003: Signed unrestricted free agent LW **Brian Maloney**
- June 21, 2003: Acquired D **Ivan Majesky** from Florida for a second-round selection (Kamil Kreps) in the 2003 NHL Entry Draft
- July 24, 2003: Signed unrestricted free agent C **Brian Swanson**
- Aug. 12, 2003: Signed unrestricted free agent C **Randy Robitaille**; Signed unrestricted free agent LW **Eric Healey**
- Aug. 25, 2003: Signed unrestricted free agent LW **Bill Lindsay**
- Sept. 10, 2003: Signed unrestricted free agent D **Shawn Heins**
- Sept. 15, 2003: Traded G **Milan Hnilicka** to Los Angeles for future considerations

- Oct. 3, 2003: Acquired G **Jani Hurme** from Carolina for a fourth-round selection (Brett Carson) in the 2004 NHL Entry Draft; Claimed LW **Serge Aubin** from Colorado in the 2003 NHL Waiver Draft; Claimed RW **Ronald Petrovicky** and D **Shawn Heins** from the NY Rangers in the 2003 NHL Waiver Draft
- Dec. 2, 2003: Acquired D **Tomas Kloucek** and C **Ben Simon** from Nashville for LW **Simon Gamache** and D **Kirill Safronov**
- Dec. 31, 2003: Acquired D **Jean-Luc Grand-Pierre** from Columbus for future considerations
- Jan. 6, 2004: Acquired C **Daniel Corso** from Ottawa for RW **Brad Tapper**
- Feb. 25, 2004: Claimed LW **Brad Larsen** off waivers from Colorado
- March 8, 2004: Acquired D **Kyle Rossiter** from Florida for C **Kamil Piroso**
- March 9, 2004: Acquired LW **Kip Brennan** from Los Angeles for LW **Jeff Cowan**
- June 26, 2004: Acquired D **Niclas Havelid** from Anaheim for D **Kurtis Foster**; Acquired a fourth-round selection (Chad Painchaud) in the 2004 NHL Entry Draft from Carolina for a third-round selection (later traded to Calgary, Calgary selected Gord Baldwin) in the 2005 NHL Entry Draft; Acquired G **Adam Berkhoeel** from Chicago for future considerations
- July 1, 2004: Signed unrestricted free agent D **Jaroslav Modry**
- July 14, 2004: Signed unrestricted free agent D **Travis Roche**; Signed unrestricted free agent C **Cory Larose**
- July 26, 2004: Signed unrestricted free agent RW **Scott Mellanby**
- July 30, 2005: Traded a first-round selection (Devin Setoguchi) in 2005 NHL Entry Draft to San Jose for a first-round selection (later traded to NY Rangers, NY Rangers selected Marc Staal), a second-round selection (Chad Denny) and a seventh-round selection (Myles Stoesz) in the 2005 NHL Entry Draft; Traded a first-round selection (Marc Staal) in the 2005 NHL Entry Draft to the NY Rangers for a first round selection (Alex Bourret) and a second-round selection (Ondrej Pavalec) in the 2005 NHL Entry Draft; Acquired D **Shane Hnidy** from Nashville for a fourth-round selection (Niko Snellman) in the 2006 NHL Entry Draft
- Aug. 2, 2005: Signed unrestricted free agent C **Bobby Holik**
- Aug. 8, 2005: Signed unrestricted free agent LW **Eric Boulton**; Signed unrestricted free agent LW **Ramzi Abid**; Signed unrestricted free agent RW **Scott Barney**
- Aug. 9, 2005: Signed unrestricted free agent LW **Brian Maloney**; Signed unrestricted free agent RW **Adam Smyth**
- Aug. 23, 2005: Acquired RW **Marian Hossa** and D **Greg de Vries** from Ottawa for RW **Dany Heatley**
- Aug. 25, 2005: Acquired D **Mark Popovic** from Anaheim for RW **Kip Brennan**
- Sept. 2, 2005: Signed unrestricted free agent G **Mike Dunham**
- Sept. 18, 2005: Signed unrestricted free agent RW **Peter Bondra**
- Oct. 4, 2005: Claimed LW **Chris Kunitz** off waivers from Anaheim
- Oct. 27, 2005: Signed unrestricted free agent G **Steve Shields**
- Jan. 31, 2006: Claimed C **Rico Fata** off waivers from Pittsburgh
- March 1, 2006: Acquired C **Joel Stepp** from Anaheim for G **Jani Hurme**
- March 9, 2006: Acquired D **Steve McCarthy** from Vancouver for a fourth-round selection (later traded to Atlanta, Atlanta selected Niklas Lucenius) in the 2007 NHL Entry Draft
- June 13, 2006: Acquired a fourth-round selection (Niklas Lucenius) in the 2007 NHL Entry Draft from Vancouver for C **Tommi Santala** and a fifth-round selection (Charles-Antoine Messier) in the 2007 NHL Entry Draft
- June 15, 2006: Acquired a third-round selection (Spencer Machacek) in the 2007 NHL Entry Draft from Minnesota for D **Petteri Nummelin**
- June 21, 2006: Signed unrestricted free agent C **Cory Larose**
- June 24, 2006: Acquired C **Niko Kapanen** and a seventh-round selection (Will O'Neill) in the 2006 NHL Entry Draft from Dallas for C **Patrik Stefan** and D **Jaroslav Modry**
- July 3, 2006: Signed unrestricted free agent C **Steve Rucchin**; Signed unrestricted free agent C **Glen Metropolit**
- July 4, 2006: Signed unrestricted free agent G **Fred Brathwaite**; Signed unrestricted free agent C **Jason Krog**; Signed unrestricted free agent RW **Darren Haydar**
- July 6, 2006: Signed unrestricted free agent G **Dave Caruso**
- Aug. 17, 2006: Acquired D **Vitaly Vishnevski** from Anaheim for LW **Karl Stewart**, a second-round selection (later traded to Colorado, Colorado selected T.J. Galiardi) in the 2007 NHL Entry Draft and future considerations

JETS TEAM HISTORY ALL-TIME TRANSACTIONS

- Aug. 31, 2006: Signed unrestricted free agent RW **Joey Crabb**
- Feb. 1, 2007: Acquired D **Andy Delmore** and C **Andre Deveaux** from Tampa Bay for RW **Kyle Wanstig** and RW **Stephen Baby**
- Feb. 10, 2007: Acquired C **Eric Belanger** from Nashville for D **Vitaly Vishnevski**;
Claimed LW **Denis Hamel** off waivers from Ottawa
- Feb. 24, 2007: Acquired D **Alexei Zhitnik** from Philadelphia for D **Braydon Coburn**
- Feb. 25, 2007: Acquired C **Keith Tkachuk** from St. Louis for C **Glen Metropolit**, a first-round selection (later traded to Calgary, Calgary selected Mikael Backlund) and a third-round selection (Brett Sonne) in the 2007 NHL Entry Draft and a second-round selection (Phillip McRae) in the 2008 NHL Entry Draft and a first-round selection (later traded to Atlanta, Atlanta selected Zach Bogosian) in the 2008 NHL Entry Draft.
- Feb. 27, 2007: Acquired RW **Pascal Dupuis** and a third-round selection (later traded to Pittsburgh, Pittsburgh selected Robert Bortuzzo) in the 2007 NHL Entry Draft from NY Rangers for RW **Alex Bourret**
- June 23, 2007: Acquired C **Chris Thorburn** from Pittsburgh for a third-round selection (Robert Bortuzzo) in the 2007 NHL Entry Draft; Acquired RW **Jesse Schultz** from Vancouver for D **Jimmy Sharrow**
- June 26, 2007: Acquired a first-round selection (Zach Bogosian) in the 2008 NHL Entry Draft from St. Louis for C **Keith Tkachuk** and future considerations
- July 1, 2007: Signed unrestricted free agent C **Todd White**; Signed unrestricted free agent C **Eric Perrin**
- July 2, 2007: Signed unrestricted free agent D **Ken Klee**
- July 13, 2007: Signed unrestricted free agent C **Alexandre Giroux**
- Aug. 8, 2007: Signed unrestricted free agent D **Karel Pilar**; Signed unrestricted free agent RW **Milan Bartovic**
- Aug. 30, 2007: Signed unrestricted D **Joel Kwiatkowski**
- Oct. 2, 2007: Claimed D **Karel Pilar** off waivers from Chicago
- Dec. 8, 2007: Claimed RW **Mark Recchi** off waivers from Pittsburgh
- Feb. 26, 2008: Acquired RW **Colby Armstrong**, C **Erik Christensen**, a first-round selection (Daultan Leveille) in the 2008 NHL Entry Draft and the rights to C **Angelo Esposito** from Pittsburgh for RW **Marian Hossa** and LW **Pascal Dupuis**; Acquired RW **Joe Motzko** from Washington for C **Alexandre Giroux**
- July 2, 2008: Signed unrestricted free agent D **Ron Hainsey**
- July 9, 2008: Signed unrestricted free agent RW **Junior Lessard**; Signed unrestricted free agent C **Grant Stevenson**; Signed unrestricted free agent RW **Mike Hoffman**
- July 14, 2008: Signed unrestricted free agent RW **Jason Williams**
- July 17, 2008: Signed unrestricted free agent C **Marty Reasoner**
- Sept. 26, 2008: Acquired D **Mathieu Schneider** from Anaheim for D **Ken Klee**, LW **Brad Larsen** and LW **Chad Painchaud**
- Jan. 10, 2009: Claimed C **Rich Peverley** off waivers from Nashville
- Jan. 13, 2009: Acquired D **Brett Skinner** from NY Islanders for RW **Junior Lessard**
- Jan. 14, 2009: Acquired D **Clay Wilson** and a sixth-round selection (traded to Chicago, Chicago selected David Pacan) in the 2009 NHL Entry Draft from Columbus for RW **Jason Williams**
- Feb. 16, 2009: Acquired a second-round selection (Jeremy Morin) in the 2009 NHL Entry Draft and a third-round selection in the 2010 NHL Entry Draft from Montreal for D **Mathieu Schneider** and a third-round selection (Joonas Nattinen) in the 2009 NHL Entry
- Mar. 2, 2009: Acquired D **Anssi Salmela** from New Jersey for D **Niclas Havelid** and RW **Myles Stoesz**
- Mar. 4, 2009: Acquired the rights to C **Eric O'Dell** from Anaheim for C **Erik Christensen**
- June 27, 2009: Acquired a fourth-round selection (**Edward Pasquale**), a fourth-round selection (**Ben Chiarot**) and a seventh-round selection (**Jordan Thomas-Samuels**) in the 2009 NHL Entry Draft from Los Angeles for a fourth-round selection (**Jean-Francois Berube**) in the 2009 NHL Entry Draft; Acquired a fifth-round selection in the 2010 NHL Entry Draft from Chicago for a sixth-round selection (**David Pacan**) in the 2009 NHL Entry Draft
- July 1, 2009: Acquired D **Pavel Kubina** and C **Tim Stapleton** from Toronto for D **Garnet Exelby** and LW **Colin Stuart**
- July 2, 2009: Signed unrestricted free agent RW **Nik Antropov**
- July 6, 2009: Signed unrestricted free agent C **Jason Krog**; Signed unrestricted free agent G **Drew MacIntyre**; Signed unrestricted free agent G **Peter Mannino**

- July 13, 2009: Signed unrestricted free agent RW **Anthony Stewart**; Signed unrestricted free agent D **Noah Welch**
- July 30, 2009: Signed unrestricted free agent LW **Josh Gratton**; Signed unrestricted free agent D **Mike Vernace**
- Sept. 24, 2009: Acquired D **Steve McCarthy** from Anaheim for future considerations
- Oct. 2, 2009: Claimed D **Christoph Schubert** off waivers from the Ottawa Senators
- Oct. 8, 2009: Traded F **Jordan LaVallee** to Columbus for future considerations
- Feb. 4, 2010: Acquired D **Johnny Oduya**, LW **Niclas Bergfors**, C **Patrice Cormier** and a First and Second-Round Selection in the 2010 NHL Draft (both picks were later traded to the Chicago Blackhawks for forwards **Dustin Byfuglien**, **Ben Eager**, **Akim Aliu** and defenseman **Brent Sopel**) from New Jersey in exchange for LW **Ilya Kovalchuk**, D **Anssi Salmela** and Second-Round Selection in the 2010 NHL Entry Draft
- Feb. 9, 2010: Acquired D **Ivan Vishnevskiy** and a Fourth-Round Selection (Thrashers selected **Ivan Telegin**) in the 2010 NHL Entry Draft from Dallas for G **Kari Lehtonen**
- Mar. 1, 2010: Acquired LW **Evgeny Artyukhin** from Anaheim in exchange for D **Nathan Oystriick** and a Conditional Draft Choice in the 2011 NHL Entry Draft
- Mar. 2, 2010: Signed unrestricted free agent D **Chris Chelios**
- Mar. 3, 2010: Acquired LW **Clarke MacArthur** from Buffalo in exchange for a Third- and Fourth-Round Selection (Sabres selected **Jerome Gauthier-Leduc** and **Steven Shipley** in the 2010 NHL Entry Draft)
- May 19, 2010: Signed G **Chris Carrozz** and G **Edward Pasquale** to entry-level contracts.
- May 31, 2010: Signed LW **Carl Klingberg** and LW **Danick Paquette**.
- June 1, 2010: Signed LW **Jeremy Morin** and C **Eric O'Dell**.
- June 8, 2010: Re-signed C **Jim Slater**.
- June 15, 2010: Signed free agent RW **Fredrik Pettersson**.
- June 24, 2010: Traded D **Mike Vernace**, LW **Brett Sterling** and a seventh round selection in the 2010 NHL Entry Draft to the San Jose Sharks for future considerations.
- June 24, 2010: Acquired D **Dustin Byfuglien**, D **Brent Sopel**, LW **Ben Eager** and RW **Akim Aliu** from the Blackhawks in exchange for C **Marty Reasoner**, RW **Joey Crabb**, LW **Jeremy Morin** and a first and second round selection in the 2010 NHL Entry Draft.
- June 30, 2010: Re-signed D **Noah Welch**.
- July 1, 2010: Signed unrestricted free agent G **Chris Mason**.
- July 1, 2010: Acquired LW **Andrew Ladd** from the Chicago Blackhawks for D **Ivan Vishnevskiy** and a second round selection in the 2011 NHL Entry Draft.
- July 2, 2010: Signed unrestricted free agent D **Mike Siklenka**.
- July 7, 2010: Signed free agents C **Jared Ross** and D **Jaime Sifers**.
- July 7, 2010: Re-signed LW **Eric Boulton**.
- July 22, 2010: Re-signed G **Ondrej Pavelec**.
- July 28, 2010: Re-signed restricted free agent LW **Ben Eager**.
- July 29, 2010: Re-signed restricted free agent LW **Andrew Ladd**.
- July 29, 2010: Agreed to terms with restricted free agent G **Peter Mannino**.
- Aug. 1, 2010: Acquired LW **Donald Brashear** and C **Patrick Rissmiller** from the New York Rangers in exchange for C **Todd White**.
- Aug. 19, 2010: Signed unrestricted free agent D **Freddy Meyer**.
- Aug. 19, 2010: Named **Clint Malarchuk** Goaltending Consultant.
- Aug. 23, 2010: Re-signed restricted free agent RW **Bryan Little**.
- Aug. 24, 2010: Signed D **Andrey Zubarev**.
- Sept. 1, 2010: Acquired LW **Ian McKenzie** from Nashville in exchange for D **Grant Lewis**.
- Sept. 6, 2010: Signed unrestricted free agent LW **Fredrik Modin**.
- Sept. 13, 2010: Re-signed restricted free agent LW **Niclas Bergfors**.
- Sept. 13, 2010: Signed unrestricted free agent LW **Nigel Dawes**.
- Jan. 18, 2011: Acquired a fifth round selection (Jets selected **Austen Brassard**) in the 2011 NHL Entry Draft from the San Jose Sharks in exchange for LW **Ben Eager**.
- Feb. 18, 2011: Acquired RW **Blake Wheeler** and D **Mark Stuart** from the Boston Bruins in exchange for C **Rich Peverley** and D **Boris Valabik**.

JETS TEAM HISTORY ALL-TIME TRANSACTIONS

- Feb. 24, 2011: Acquired C **Ben Maxwell** and a fourth round selection (Jets then traded pick back to Montreal) in the 2011 NHL Entry Draft from the Montreal Canadiens in exchange for D **Brent Sopel** and LW **Nigel Dawes**.
- Feb. 28, 2011: Acquired RW **Radek Dvorak** and Carolina's fifth round selection (Jets then traded pick to San Jose) in the 2011 NHL Entry Draft from the Florida Panthers in exchange for RW **Niclas Bergfors** and LW **Patrick Rissmiller**.
- Feb. 28, 2011: Claimed C **Rob Schremp** off waivers from the New York Islanders.
- Feb. 28, 2011: Acquired D **Brett Festerling** from the Montreal Canadiens in exchange for G **Drew MacIntyre**.
- June 25, 2011: Acquired a third-round selection (**Brennan Serville**) in the 2011 NHL Entry Draft from Montreal for a fourth-round selection (**Josiah Didier**) and Montreal's fourth-round selection (traded back) (**Oliver Archambault**) in the 2011 NHL Entry Draft.
- June 25, 2011: Acquired a fourth-round selection (**Zach Yuen**) in the 2011 NHL Entry Draft from San Jose for Carolina's fifth-round selection (**Sean Kuraly**) and Calgary's seventh-round selection (**Colin Blackwell**) in the 2011 NHL Entry Draft.
- July 1, 2011: Signed unrestricted free agent LW **Tanner Glass**.
- July 2, 2011: Signed unrestricted free agent D **Randy Jones** and C **Rick Rypien**.
- July 3, 2011: Signed unrestricted free agent D **Mark Flood**.
- July 4, 2011: Signed unrestricted free agent C **Aaron Gagnon**.
- July 8, 2011: Acquired RW **Eric Fehr** from the Washington Capitals in exchange for RW **Danick Paquette** and a fourth-round selection in the 2012 NHL Entry Draft.
- July 9, 2011: Acquired LW **Kenndal McArdle** from the Florida Panthers in exchange for C **Angelo Esposito**.
- July 18, 2011: Signed unrestricted free agent LW **Jason Jaffray**.
- Sept. 7, 2011: Signed unrestricted free agent C **Kyle Wellwood**.



Evander Kane & Nik Antropov

NHL AWARDS & HONOURS

NHL Maurice "Rocket" Richard Trophy

2003-04: Ilya Kovalchuk (shared)

POWERade/NHL Outstanding Player of the Year

2003-04: Ilya Kovalchuk

NHL Calder Memorial Trophy

2001-02: Dany Heatley

NHL Second Team All-Star

2003-04: Ilya Kovalchuk

NHL All-Star Game

2010-11: Dustin Byfuglien, Tobias Enstrom
 2008-09: Ilya Kovalchuk
 2007-08: Marian Hossa, Ilya Kovalchuk
 2006-07: Marian Hossa, Bob Hartley (Asst. Coach)
 2003-04: Ilya Kovalchuk (leading vote-getter)
 2002-03: Dany Heatley (MVP)
 2000-01: Donald Audette
 1999-00: Petr Buzek

NHL All-Rookie Team

2009-10: Niclas Bergfors
 2007-08: Tobias Enstrom
 2001-02: Dany Heatley, Ilya Kovalchuk

NHL YoungStars Game

2008-09: Bryan Little
 2007-08: Tobias Enstrom
 2006-07: Kari Lehtonen
 2003-04: Garnet Exelby (DNP - injured)
 2001-02: Dany Heatley and Ilya Kovalchuk (MVP)

NHL Three Stars/Player of the Month

Nov. 2010: Dustin Byfuglien (Third Star)
 Feb. 2009: Ilya Kovalchuk (First Star)
 Nov. 2007: Ilya Kovalchuk (First Star)
 Nov. 2006: Marian Hossa (Second Star)
 Oct. 2006: Ilya Kovalchuk (Second Star)
 Oct. 2003: Ilya Kovalchuk (Offensive)
 Dec. 2000: Donald Audette

NHL/Sheraton Road Performer of October

Oct. 2003: Ilya Kovalchuk

POWERade/NHL Outstanding Player of the Month

Oct. 2003: Ilya Kovalchuk

NHL Three Stars/Player of the Week

Nov. 29, 2010: Ondrej Pavelec (First Star)
 Nov. 29, 2010: Dustin Byfuglien (Second Star)
 Nov. 15, 2009: Ilya Kovalchuk (Second Star)
 Mar. 1, 2009: Ilya Kovalchuk (Third Star)
 Feb. 15, 2009: Ilya Kovalchuk (Third Star)
 Jan. 18, 2009: Rich Peverley (Third Star)
 Dec. 28, 2008: Bryan Little (Second Star)
 Dec. 23, 2007: Kari Lehtonen (Second Star)
 Nov. 4, 2007: Ilya Kovalchuk (First Star)
 Mar. 4, 2007: Kari Lehtonen (First Star)
 Dec. 3, 2006: Marian Hossa (Third Star)
 Nov. 12, 2006: Vyacheslav Kozlov (First Star)
 Oct. 29, 2006: Ilya Kovalchuk (First Star)
 Jan. 8, 2006: Ilya Kovalchuk
 Oct. 9, 2005: Marc Savard
 Nov. 13, 2005: Ilya Kovalchuk
 Oct. 26, 2003: Ilya Kovalchuk
 Oct. 19, 2003: Ilya Kovalchuk
 Mar. 30, 2003: Dany Heatley

NHL Rookie of the Month

Nov. 2007: Tobias Enstrom
 Dec. 2001: Dany Heatley, Ilya Kovalchuk
 Jan. 2002: Ilya Kovalchuk

TEAM AWARDS & HONOURS

Three Stars of the Game Award Winners

2010-11: Ondrej Pavelec
 2009-10: Johan Hedberg
 2008-09: Ilya Kovalchuk
 2007-08: Ilya Kovalchuk
 2006-07: Marian Hossa
 2005-06: Marian Hossa
 2003-04: Ilya Kovalchuk
 2002-03: Dany Heatley
 2001-02: Milan Hnlicka and Dany Heatley
 2000-01: Ray Ferraro
 1999-00: Ray Ferraro

Gilner-Reeves Community Service Award Winners

2010-11: Zach Bogosian, Jim Slater
 2009-10: Marty Reasoner, Jim Slater
 2008-09: Garnet Exelby, Eric Boulton
 2007-08: Niclas Havelid
 2006-07: Scott Mellanby
 2005-06: Ilya Kovalchuk
 2003-04: Andy Sutton
 2002-03: Chris Tamer
 2001-02: Jeff Odgers
 2000-01: Damian Rhodes
 1999-00: David Harlock

Players' Player Award Winners

2010-11: Chris Thorburn
 2009-10: Marty Reasoner
 2008-09: Marty Reasoner
 2007-08: Johan Hedberg
 2006-07: Johan Hedberg
 2005-06: Scott Mellanby
 2003-04: Pasi Nurminen
 2002-03: Jeff Odgers
 2001-02: Jeff Odgers
 2000-01: Jeff Odgers and Chris Tamer
 1999-00: Denny Lambert

Atlanta Thrashers MVP

2010-11: Andrew Ladd
 2009-10: Nik Antropov
 2008-09: Ilya Kovalchuk
 2007-08: Ilya Kovalchuk
 2006-07: Marian Hossa
 2005-06: Ilya Kovalchuk and Marian Hossa
 2003-04: Ilya Kovalchuk
 2002-03: Dany Heatley
 2001-02: Dany Heatley and Ilya Kovalchuk
 2000-01: Ray Ferraro

Dan Snyder Memorial Trophy

2010-11: Bryan Little
 2009-10: Jim Slater
 2008-09: Colby Armstrong
 2007-08: Eric Perrin
 2006-07: Vyacheslav Kozlov
 2005-06: Niclas Havelid
 2003-04: Garnet Exelby

JETS TEAM HISTORY

ALL-TIME NUMERICAL ROSTER

ALL-TIME NUMERICAL ROSTER

- 1**
Johan Hedberg (2006-07 to 2009-10)
Mike Dunham (2005-2006)
Damian Rhodes (1999-00 to 2001-2002)
- 2**
Garnet Exelby (2002-03 to 2008-09)
Petr Buzek (1999-00 to 2001-02)
- 3**
Brent Soppel (2010-11)
Mark Popovic (2009-10)
Joel Kwiatkowski (2007-08)
Vitaly Vishnevski (2006-07)
Mark Hartigan (2002-03)
Brian Pothier (2001-02)
Chris Joseph (2000-01)
Sergei Vyshedkevich (1999-00 to 2000-01)
- 4**
Zach Bogosian (2008-09 to Current)
Braydon Coburn (2005-06 to 2006-07)
Chris Tamer (1999-00 to 2003-04)
- 5**
Mark Stuart (2010-11 to Current)
Boris Valabik (2009-10)
Steve McCarthy (2005-06 to 2007-08)
Tomas Kloucek (2003-04 to 2005-06)
Gord Murphy (1999-00 to 2000-01)
- 6**
Ron Hainsey (2008-09 to Current)
Mark Popovic (2006-07)
Shawn Heins (2003-04)
Francis Lessard (2001-02 to 2002-03)
David Harlock (1999-00 to 2001-02)
- 7**
Nathan Dyrstick (2008-09)
Mark Popovic (2007-08)
Greg de Vries (2005-06 to 2006-07)
Chris Herperger (2002-03)
Adam Burt (2000-01)
Chris McAlpine (1999-00)
- 8**
Alexander Burmistrov (2010-11)
Mark Recchi (2007-08)
Keith Tkachuk (2006-07)
Frantisek Kaberle (1999-00 to 2003-04)
Darryl Shannon (1999-00)
- 9**
Evander Kane (2009-10 to Current)
Erik Christensen (2007-08 to 2008-09)
Pascal Dupuis (2006-07 to 2007-08)
Glen Metropolit (2006-07)
Marc Savard (2002-03 to 2005-06)
Mark Hartigan (2001-02 to 2002-03)
Hnat Domenichelli (1999-00 to 2001-02)
Vladimir Vujtek (1999-00)
- 10**
Bryan Little (2007-08 to 2010-11)
Jason Krog (2006-2007)
Serge Aubin (2003-04 to 2005-06)
Yuri Butsayev (2001-02)
Darcy Hordichuk (2000-01)
- Denny Lambert (1999-00)
- 11**
Eric Perrin (2007-08 to 2008-09)
J.P. Vigier (2002-03 to 2006-07)
Dean Sylvester (1999-00 to 2000-01)
- 12**
Patrick Rissmiller (2010-11)
Todd White (2007-08 to 2009-10)
Denis Hamel (2006-07)
Peter Bondra (2005-06)
Bill Lindsay (2003-04)
Tony Hrkac (2001-02 to 2002-03)
Steve Guolla (1999-00 to 2000-01)
Shean Donovan (1999-00)
- 13**
Rob Schremp (2010-11)
Slava Kozlov (2002-03 to 2009-10)
Patrik Stefan (1999-00 to 2001-02)
- 14**
Tim Stapleton (2010-11 to Current)
Jason Williams (2008-09)
Jon Sim (2006-07)
Rico Fata (2005-06)
Ben Simon (2003-04)
Tomi Kallio (2000-01 to 2002-03)
Mike Stapleton (1999-00)
- 15**
Nigel Dawes (2010-11)
Dany Heatley (2001-02 to 2003-04)
Andrew Brunette (1999-00 to 2000-01)
- 16**
Andrew Ladd (2010-11 to Current)
Christoph Schubert (2009-10)
Bobby Holik (2005-06 to 2007-08)
Jeff Cowan (2001-02 to 2003-04)
Kelly Buchberger (1999-00)
- 17**
Ilya Kovalchuk (2001-02 to 2009-10)
Ladislav Kohn (2000-01)
Matt Johnson (1999-00)
- 18**
Niclas Bergfors (2009-10 to 2010-11)
Mathieu Schneider (2008-09)
Marian Hossa (2005-06 to 2007-08)
Brad Tapper (2002-03)
Lubos Bartecko (2001-02)
Jarrod Skalde (2000-01)
Jason Botterill (1999-00)
- 19**
Fredrik Modin (2010-11)
Marty Reasoner (2008-09 to 2009-10)
Colby Armstrong (2007-08)
Scott Mellanby (2005-06 to 2006-07)
Shawn McEachern (2002-03 to 2003-04)
Brad Tapper (2000-01 to 2001-02)
Nelson Emerson (1999-00)
- 20**
Radek Dvorak (2010-11)
Colby Armstrong (2008-09 to 2009-10)
- Steve Rucchin (2006-07)
Francis Lessard (2003-04)
Jeff Odgers (2000-01 to 2002-03)
Jason Botterill (1999-00)
- 21**
Ben Eager (2010-11)
Brett Sterling (2007-08 to 2008-09)
Derek MacKenzie (2003-04 to 2005-06)
Ray Ferraro (1999-00 to 2001-02)
- 22**
Anthony Stewart (2010-11)
Ken Klee (2007-08)
Eric Belanger (2006-07)
Francis Lessard (2005-06)
Kamil Piro (2002-03 to 2003-04)
Shean Donovan (1999-00 to 2001-02)
Eric Bertrand (1999-00)
- 23**
Jim Slater (2005-06 to 2010-11)
Ivan Majesky (2003-04)
Lubos Bartecko (2002-03)
Derek MacKenzie (2002-03)
Brett Clark (1999-00 to 2001-02)
Martin Prochazka (1999-00)
- 24**
Freddy Meyer (2010-11)
Chris Chelios (2009-10)
Ramzi Abid (2005-06)
Chris Kunitz (2005-06)
Tommi Santala (2003-04)
Andreas Karlsson (1999-00 to 2001-02)
- 25**
Anssi Salmela (2008-09 to 2009-10)
Andy Sutton (2001-02 to 2006-07)
Kamil Piro (2001-02)
Steve Staios (1999-00 to 2000-01)
- 26**
Blake Wheeler (2010-11 to Current)
Noah Welch (2010-11)
Ronald Petrovicky (2003-04 to 2005-06)
Pascal Rheume (2001-02 to 2002-03)
Dan Snyder (2000-01)
Bryan Adams (1999-00 to 2000-01)
- 27**
Chris Thorburn (2007-08 to Current)
Patrik Stefan (2002-03 to 2005-06)
Bob Corkum (2001-02)
Denny Lambert (1999-00 to 2000-01)
- 28**
Niclas Havelid (2005-06 to 2008-09)
Randy Robitaille (2003-04)
Jeff Farkas (2002-03)
Todd Reirden (2001-02)
Donald Audette (1999-00 to 2000-01)
Geordie Kinnear (1999-00)
Kevin Dean (1999-00)

ALL-TIME NUMERICAL ROSTER

29

Johnny Oduya (2009-10 to Current)
 Brad Larsen (2003-04 to 2007-08)
 Brian Swanson (2003-04)
 Kirill Safronov (2001-02 to 2002-03)
 Darcy Hordichuk (2001-02)
 Brian Pothier (2000-01)
 J.P. Vigier (2000-01)
 Johan Garpenlov (1999-00)

30

Steve Shields (2005-06)
 Scott Fankhouser (1999-00 to 2000-01)

31

Ondrej Pavelec (2008-09 to Current)
 Steve Shields (2005-06)
 Pasi Nurminen (2001-02 to 2003-04)
 Rick Tabaracci (1999-00)

32

Kari Lehtonen (2003-04 to 2008-09)
 Yves Sarault (2000-01)

33

Dustin Byfuglien (2010-11 to Current)
 Ondrej Pavelec (2007-08)
 Adam Berkhoeel (2005-06)
 Milan Hnilicka (2000-01 to 2002-03)
 Maxim Galanov (1999-00)

34

Peter Mannino (2010-11 to Current)
 Shane Hnidy (2005-06 to 2006-07)
 Byron Dufoe (2002-03 to 2003-04)
 Norm Macacle (1999-00 to 2001-02)

35

Michael Garnett (2005-06)
 Frederic Cassivi (2001-02 to 2002-03)
 Scott Langkow (1999-00)

36

Eric Boulton (2005-06 to 2010-11)
 Daniel Tjarnqvist (2001-02 to 2003-04)
 Rumun Ndur (1999-00)

37

Dan Snyder (2001-02 to 2002-03)
 Herbert Vasiljevs (1999-00 to 2000-01)

38

Paul Postma (2010-11 to Current)
 Grant Lewis (2008-09)
 Darren Haydar (2006-07 to 2007-08)
 Braydon Coburn (2005-06)
 Yannick Tremblay (1999-00 to 2003-04)

39

Tobias Enstrom (2007-08 to Current)
 Niko Kapanen (2006-07)
 Mark Popovic (2005-06)
 Kip Brennan (2003-04)
 J.L. Grand-Pierre (2003-04)
 Per Svartvadet (1999-00 to 2002-03)

40

Clay Wilson (2008-09)
 Luke Sellars (2001-02)

41

Clarke MacArthur (2009-10)
 Joe Motzko (2008-09)
 Daniel Corso (2003-04)
 Simon Gamache (2002-03 to 2003-04)
 Andrei Skopintsev (2000-01)

42

Tim Stapleton (2009-10)
 Joey Crabb (2008-09)
 Karl Stewart (2003-04 to 2005-06)
 Richard Smeulik (2002-03)
 Ed Ward (1999-00)

43

Mike Weaver (2001-02 to 2003-04)

44

Arturs Kulda (2009-10 to Current)
 Jaroslav Modry (2005-06)
 Uwe Krupp (2002-03)

45

Patrice Cormier (2010-11)

Kevin Doell (2007-08)
 Ben Simon (2001-02 to 2002-03)

46

Spencer Machacek (2008-09 to Current)

47

Rich Peverley (2008-09 to 2010-11)
 Scott Barney (2005-06)
 Kurtis Foster (2002-03 to 2003-04)
 J.P. Vigier (2001-02)

48

Carl Klingberg (2010-11 to Current)
 Boris Valabik (2007-08 to 2008-09)
 Kyle Rossiter (2003-04)

49

Ben Maxwell (2010-11 to Current)
 Colin Stuart (2007-08 to 2008-09)
 Zdenek Blatny (2003-04)

50

Chris Mason (2010-11 to Current)
 Jordan LaVallee (2007-08 to 2008-09)
 Joe DiPenta (2002-03)

51

Andrey Zubarev (2010-11)
 Scott Lehman (2008-09)

61

Maxim Afinogenov (2009-10)

71

Jiri Slegr (2000-01 to 2001-02)

76

Evgeny Artyukhin (2009-10)

77

Pavel Kubina (2009-10)
 Alexei Zhitnik (2006-07 to 2007-08)

80

Nik Antropov (2009-10 to Current)



Ondrej Pavelec

JETS TEAM HISTORY FRANCHISE TIMELINE

June 25, 1997: The NHL awarded the City of Atlanta an expansion franchise to begin play in 1999-2000.

Feb. 16, 1998: "Atlanta Thrashers" announced as official team name. Former AOL Time Warner Vice Chairman and Turner Broadcasting System, Inc., founder, R.E. "Ted" Turner, named the team after the State Bird of Georgia, the Brown Thrasher.

April 23, 1998: Unveiled official team logo in an NHL-first live Internet launch that occurred simultaneously in front of a large crowd at the CNN Center atrium in Atlanta.

June 23, 1998: Don Waddell named the organization's first general manager.

March 27, 1999: Unveiled official home team jersey in front of several thousand fans at Centennial Olympic Park in Atlanta.

June 25, 1999: Team took part in the 1999 NHL Expansion Draft at the FleetCenter in Boston and unveiled its 1999-2000 Inaugural Season logo as part of draft weekend festivities.

June 26, 1999: Acquired No. 1 overall pick in the 1999 NHL Entry Draft from Vancouver and selected Patrik Stefan, making him the first player drafted by the organization.

July 14, 1999: Hired Curt Fraser as first head coach in franchise history.

Sept. 18, 1999: In the first event at Philips Arena, the Thrashers lost to the New York Rangers 3-2 in OT in preseason action.

Sept. 28, 1999: Kelly Buchberger named first captain in Thrashers history.

Oct. 2, 1999: Thrashers opened their 1999-2000 Inaugural Season before a sold-out crowd of 18,545 at Philips Arena with a 4-1 loss to New Jersey. Kelly Buchberger scored the first goal in franchise history at 11:26 of the second period.

Oct. 14, 1999: Damian Rhodes posted the first shutout in Thrashers history as the team won 2-0 at the New York Islanders for the franchise's first victory.

Oct. 26, 1999: The Thrashers defeated the Calgary Flames 2-1 at Philips Arena for their first home win

Nov. 22, 1999: Dean Sylvester became the first Thrasher to record a hat trick during a 6-3 victory vs. Vancouver at Philips Arena.

Feb. 6, 2000: Defenseman Petr Buzek played for the World Team at 50th NHL All-Star Game at Toronto and became Thrashers' first NHL All-Star.

April 10, 2001: Won the NHL Entry Draft Drawing to earn the first overall pick at the 2001 NHL Entry Draft.

June 24, 2001: Selected Ilya Kovalchuk with the first overall pick in the 2001 NHL Entry Draft to make him the first Russian player selected first in an NHL draft.

June 20, 2002: Dany Heatley named as recipient of the 2001-02 Calder Memorial Trophy as the NHL's Rookie of the Year. Heatley and Ilya Kovalchuk named to the 2001-02 NHL's All-Rookie Team.

Dec. 26 & 27, 2002: Vice President and General Manager Don Waddell dismissed Head Coach Curt Fraser. Waddell steps behind Thrashers bench as interim head coach for 10 games.

Jan. 14, 2003: Hired Bob Hartley as second head coach in team history. Hartley coached first game with Thrashers on Jan. 15 with a 1-0 victory over Montreal at Philips Arena.

Feb. 2, 2003: Dany Heatley honoured with NHL All-Star MVP Award after tallying four goals in 53rd annual NHL All-Star game.

Feb. 5, 2004: The announcement is made by Thrashers General Manager Don Waddell and the National Hockey League that the Thrashers and the City of Atlanta will host the 2005 NHL All-Star Weekend, at Philips Arena. The game was cancelled due to the NHL's 2004-05 work stoppage.

March 31, 2004: Announcement of the sale of the Thrashers, along with the NBA's Hawks and operating rights to Philips Arena, to Atlanta Spirit, LLC from Turner Broadcasting System, Inc.

April 15, 2006: It is announced that Atlanta has been awarded the 2008 NHL All-Star Game.

April 12, 2007: The Thrashers make their playoff debut, hosting the New York Rangers in Game One of the Eastern Conference Quarterfinals at Philips Arena in front of a sold-out crowd. The Thrashers lost the game, 4-3.

Oct. 17, 2007: Head Coach Bob Hartley is relieved of duties. Executive Vice President and General Manager Don Waddell takes over as head coach for the remainder of the season.

Jan. 26-27, 2008: Atlanta hosts the 2008 NHL All-Star Weekend at Philips Arena, including the SuperSkills Competition and the 56th NHL All-Star Game at Philips Arena. The Eastern Conference, with Thrashers Ilya Kovalchuk and Marian Hossa, defeats the Western Conference by a 8-7 score. Carolina's Eric Staal named All-Star Game MVP.

June 20, 2008: John Anderson named the fourth head coach in team history.

Jan. 11, 2009: Ilya Kovalchuk named Team Captain.

Apr. 14, 2010: Head Coach John Anderson is relieved of duties as well as Assistant Coaches Randy Cunneynworth, Todd Nelson, and Steve Weeks. Rick Dudley is promoted to general manager and Don Waddell is promoted to team president.

June 24, 2010: Craig Ramsay named the fifth head coach in team history.

Nov. 18, 2010: Andrew Ladd named the eighth team captain in franchise history.

Apr. 10, 2011: The Thrashers play in what would turn out to be their final game in Atlanta, losing 5-2 to the Pittsburgh Penguins.

May 31, 2011: True North Sports & Entertainment, along with NHL Commissioner Gary Bettman, announce the sale of the Atlanta Thrashers and relocation to Winnipeg pending approval by the NHL's Board of Governors. True North also announces the launch of the 'Drive to 13' Season Ticket Drive.

June 2, 2011: Drive to 13 sales commence as True North begins to take deposits on tickets for the 2011-12 NHL season.

June 5, 2011: True North reaches their goal of selling 13,000 season tickets as the general sale portion of the Drive to 13 lasts two minutes.

June 8, 2011: Kevin Cheveldayoff is hired as General Manager of the team, while Craig Heisinger takes on the role of Assistant General Manager and Director of Hockey Operations.

June 24, 2011: Claude Noel is hired as the first head coach of Winnipeg's NHL franchise. Noel had coached the AHL's Manitoba Moose in Winnipeg during the 2010-11 season.

June 24, 2011: Prior to making the seventh overall selection in the NHL Entry Draft in St. Paul, MN, True North Chairman Mark Chipman announces the team's name is officially the Winnipeg Jets.

June 24, 2011: On behalf of the Winnipeg Jets, Kevin Cheveldayoff selects Mark Scheifele seventh overall with the first pick in the team's history.

July 22, 2011: Winnipeg Jets unveil their new logo to the public. Jets also release the first batch of official merchandise at Jets Gear, the authentic team store located at MTS Centre.

Sept. 6, 2011: Winnipeg Jets reveal the jerseys they will wear in their inaugural NHL season in 2011-12.



JETS TEAM HISTORY

PLAYOFF HISTORY

PLAYOFF RESULTS

2007 EASTERN CONFERENCE QUARTERFINALS

GM	DATE	OPPONENT	RESULT	GWG	GOALTENDERS	ATTEN.	
1	4/12	NY Rangers	L	3-4	Nylander	Lehtonen/Lundqvist	18,857
2	4/14	NY Rangers	L	1-2	Shanahan	Hedberg/Lundqvist	18,803
3	4/17	at NY Rangers	L	0-7	Nylander	Lehtonen/Lundqvist	18,200
4	4/18	at NY Rangers	L	2-4	Cullen	Hedberg/Lundqvist	18,200

2007 EASTERN CONFERENCE QUARTERFINALS

PLAYER	GP	ATOI	G	A	PTS	+/-	PIM	PP	SH	GW	S	PCTG
Keith Tkachuk	4	16:32	1	2	3	2	12	0	0	0	11	9.1
Pascal Dupuis	4	20:28	1	2	3	2	4	0	0	0	7	14.3
Ilya Kovalchuk	4	18:42	1	1	2	-1	19	0	0	0	12	8.3
Niclas Havelid	4	24:14	0	2	2	-5	0	0	0	0	4	0.0
Brad Larsen	4	16:56	0	2	2	1	0	0	0	0	4	0.0
Shane Hnidy	4	15:47	1	0	1	-1	0	0	0	0	4	25.0
Eric Belanger	4	16:47	1	0	1	-6	12	1	0	0	3	33.3
Greg de Vries	4	19:17	1	0	1	-2	4	0	0	0	5	20.0
Bobby Holik	4	15:23	0	1	1	0	0	0	0	0	12	0.0
Marian Hossa	4	18:55	0	1	1	-6	6	0	0	0	10	0.0
Andy Sutton	4	17:33	0	0	0	-2	10	0	0	0	4	0.0
Garnet Exelby	4	15:38	0	0	0	-1	6	0	0	0	3	0.0
Jon Sim	4	5:29	0	0	0	-1	0	0	0	0	2	0.0
Eric Boulton	4	5:03	0	0	0	-1	24	0	0	0	1	0.0
Alexei Zhitnik	4	25:20	0	0	0	-4	4	0	0	0	5	0.0
Vyacheslav Kozlov	4	17:33	0	0	0	-6	6	0	0	0	7	0.0
Scott Mellanby	4	13:33	0	0	0	-2	4	0	0	0	4	0.0
Jim Slater	4	5:10	0	0	0	-2	2	0	0	0	1	0.0

GOALTENDER	GP	W	L	EN	SO	GA	AVG.	SA	SV%	G	A	PIM	MINS
Johan Hedberg	2	0	2	0	69	5	2.56	64	.928	0	0	0	117:29
Kari Lehtonen	2	0	2	0	73	11	5.59	62	.849	0	0	0	118:04

PLAYOFF FIRSTS

Game:	April 12, 2007 vs. NY Rangers (Eastern Conference Quarterfinals, Game One)
Loss:	April 12, 2007 vs. NY Rangers (ATL 3, NYR 4)
Home Loss:	April 12, 2007 vs. NY Rangers (ATL 3, NYR 4)
Road Loss:	April 17, 2007 at NY Rangers (ATL 0, NYR 7)
Lineup:	April 12, 2007 vs. NY Rangers Goalies: Kari Lehtonen and Johan Hedberg Defense: Garnet Exelby, Greg de Vries, Andy Sutton, Niclas Havelid, Shane Hnidy, Alexei Zhitnik Forwards: Keith Tkachuk, Pascal Dupuis, Slava Kozlov, Jon Sim, Bobby Holik, Ilya Kovalchuk, Marian Hossa, Scott Mellanby, Eric Belanger, Jim Slater, Brad Larsen, Eric Boulton
Goal:	Eric Belanger, at 19:01 of the 1st period, April 12, 2007 vs. NY Rangers
Assists:	Niclas Havelid and Keith Tkachuk, at 19:01 of the 1st period, April 12, 2007 vs. NY Rangers
Power play goal:	Eric Belanger, at 19:01 of the 1st period, April 12, 2007 vs. NY Rangers
Penalty:	Andy Sutton, at 16:31 of the 1st period, April 12, 2007 vs. NY Rangers
Power play attempt:	18:42 of the 1st period (Hooking on Michal Rozsival), April 12, 2007 vs. NY Rangers
Multiple-assists game:	Brad Larsen (2A), April 12, 2007 vs. NY Rangers
Multiple-point game:	Brad Larsen (2A), April 12, 2007 vs. NY Rangers
Goalie loss:	Kari Lehtonen, 4-3 April 12, 2007 vs. NY Rangers
Goal allowed:	Kari Lehtonen, by Jaromir Jagr at 12:50 of the 1st period, April 12, 2007 vs. NY Rangers

TEAM RECORDS

Most wins, season:	-
Most wins, home, season:	-
Most wins, road, season:	-
Fewest wins, season:	-
Fewest wins, home, season:	-
Fewest wins, road, season:	-

Goals

Most goals, season:	6, 2007
Most goals, series:	6, 2007 CQF vs. NY Rangers
Most goals, game:	3, 4/12/07 vs. NY Rangers
Most goals, home game:	3, 4/12/07 vs. NY Rangers
Most goals, road game:	2, 4/18/07 at NY Rangers
Most goals, one period:	1 (6x), last - 4/18/07 at NY Rangers (2nd Per.)
Most goals, first period:	1 (2x), last - 4/18/07 at NY Rangers
Most goals, second period:	1 (2x), last - 4/18/07 at NY Rangers
Most goals, third period:	1, 4/14/07 vs. NY Rangers
Most goals allowed, season:	17, 2007
Most goals allowed, series:	17, 2007 CQF vs. NY Rangers
Most goals allowed, game:	7, 4/17/07 at NY Rangers
Most goals allowed, home game:	4, 4/12/07 vs. NY Rangers
Most goals allowed, road game:	7, 4/17/07 at NY Rangers
Most goals allowed, one period:	3, 4/17/07 at NY Rangers (first period)
Most goals allowed, first period:	3, 4/17/07 at NY Rangers
Most goals allowed, second period:	2 (2x), last - 4/17/07 at NY Rangers
Most goals allowed, third period:	2 (2x), last - 4/18/07 at NY Rangers
Most goals, season, both teams:	23, 2007
Most goals, series, both teams:	23, 2007 CQF vs. NY Rangers
Most goals, game, both teams:	7 (2x), last - 4/17/07, Atlanta 0 at NY Rangers 7
Most goals, one period, both teams:	3 (2x), last - 4/17/07, Atlanta 0 at NY Rangers 3 (1st per.)
Most goals, first period, both teams:	3, 4/17/07, Atlanta 0 at NY Rangers 3
Most goals, second period, both teams:	3, 4/12/07, Atlanta 1 vs. New York Rangers 2
Most goals, third period, both teams:	2 (3x), last - 4/18/07, Atlanta 0 at NY Rangers 2
Most consecutive goals:	-
Most consecutive goals allowed:	7, 4/17/07 at NY Rangers
Largest margin of victory:	-
Largest margin of victory, home game:	-
Largest margin of victory, road game:	-
Largest margin of defeat:	7, 4/17/07 at New York Rangers (7-0)
Largest margin of defeat, home game:	1 (2x), last - 4/14/07 vs. New York Rangers (2-1)
Largest margin of defeat, road game:	7, 4/17/07 at New York Rangers (7-0)

Power Play

Most power play goals, season:	1, 2007
Most power play goals, series:	1, 2007 CQF vs. NY Rangers
Most power play goals, game:	1, 4/12/07 vs. NY Rangers
Most power play goals, one period:	1, 4/12/07 vs. NY Rangers (1st Per.)
Most power play goals, first period:	1, 4/12/07 vs. NY Rangers
Most power play goals, second period:	-
Most power play goals, third period:	-
Most power play chances, game:	6, 4/14/07 vs. NY Rangers
Most power play chances, home game:	6, 4/14/07 vs. NY Rangers
Most power play chances, road game:	5, 4/17/07 at NY Rangers
Most power play chances without a goal, game:	6, 4/14/07 vs. NY Rangers
Most power play goals allowed, season:	5, 2007
Most power play goals allowed, series:	5, 2007 CQF vs. NY Rangers
Most power play goals allowed, game:	3, 4/17/07 at NY Rangers
Most power play goals allowed, one period:	2, 4/17/07 at NY Rangers (3rd Per.)

JETS TEAM HISTORY

PLAYOFF HISTORY

Power Play (cont.)

Most power play goals allowed, first period:	1 (2x), last - 4/18/07 at NY Rangers
Most power play goals allowed, second period:	1, 4/17/07 at NY Rangers
Most power play goals allowed, third period:	2, 4/17/07 at NY Rangers
Most power play chances allowed:	9, 4/17/07 at NY Rangers
Most power play chances allowed, home game:	6, 4/14/07 vs. NY Rangers
Most power play chances allowed, road game:	9, 4/17/07 at NY Rangers

Points

Most points, season:	17, 2007 (6G, 11A)
Most points, series:	17, 2007 CQF vs. NY Rangers (6G, 11A)
Most points, game:	9, 4/12/07 vs. NY Rangers (3G, 6A)
Most points, home game:	9, 4/12/07 vs. NY Rangers (3G, 6A)
Most points, road game:	6, 4/18/07 at NY Rangers (2G, 4A)
Most points, one period:	3 (5x), last - 4/18/07 at NY Rangers (1G, 2A - 3rd Per.)
Most points, first period:	3 (2x, last - 4/18/08 at NY Rangers (1G, 2A)
Most points, second period:	3 (2x), last - 4/18/07 at NY Rangers (1G, 2A)
Most points, third period:	3, 4/12/07 vs. NY Rangers (1G, 2A)
Most points allowed, season:	48, 2007 (17G, 31A)
Most points allowed, series:	48, 2007 CQF vs. NY Rangers (17G, 31A)
Most points allowed, game:	21, 4/17/07 at NY Rangers (7G, 14A)
Most points allowed, home game:	12, 4/17/07 vs. NY Rangers (4G, 8A)
Most points allowed, road game:	21, 4/17/07 at NY Rangers (7G, 14A)
Most points allowed, period:	9, 4/17/07 at NY Rangers (3G, 6A - 1st Per.)
Most points, series, both teams:	65, 2007 CQF vs. NY Rangers
Most points, game, both teams:	21 (2x), last - 4/17/07 at NY Rangers (7G, 14A)
Most points, home game, both teams:	21, 4/12/07 vs. NY Rangers (7G, 14A)
Most points, road game, both teams:	21, 4/17/07 at NY Rangers (7G, 14A)
Most points, one period, both teams:	9 (2x), last - 4/17/07 at NY Rangers (3G, 6A - 1st Per.)

Assists

Most assists, season:	11, 2007
Most assists, series:	11, 2007 CQF vs. NY Rangers
Most assists, game:	6, 4/12/07 vs. NY Rangers
Most assists, home game:	6, 4/12/07 vs. NY Rangers
Most assists, road game:	4, 4/18/07 at NY Rangers
Most assists, one period:	2 (5x), last - 4/18/07 at NY Rangers (2nd Per.)
Most assists, first period:	2 (2x), last - 4/18/07 at NY Rangers
Most assists, second period:	2 (2x), last - 4/18/07 at NY Rangers
Most assists, third period:	2, 4/12/07 vs. NY Rangers
Most assists allowed, season:	31, 2007
Most assists allowed, series:	31, 2007 CQF vs. NY Rangers
Most assists allowed, game:	6, 4/12/07 vs. NY Rangers
Most assists allowed, home game:	6, 4/12/07 vs. NY Rangers
Most assists allowed, road game:	4, 4/18/07 at NY Rangers
Most assists allowed, one period:	2 (5x), last - 4/18/07 at NY Rangers (2nd Per.)
Most assists, series, both teams:	42, 2007 CQF vs. NY Rangers
Most assists, game, both teams:	14 (2x), last - 4/17/07 at NY Rangers
Most assists, home game, both teams:	14, 4/12/07 vs. NY Rangers
Most assists, road game both teams:	14, 4/17/07 at NY Rangers
Most assists, one period both teams:	6 (3x), last - 4/17/07 at NY Rangers (1st Per.)

Shots

Most shots, season:	99, 2007
Most shot, series:	99, 2007 CQF vs. NY Rangers
Most shots, game:	28, 4/14/07 vs. NY Rangers
Most shots, home game:	28, 4/14/07 vs. NY Rangers
Most shots, road game:	26, 4/18/07 at NY Rangers
Most shots, one period:	12, 4/14/07 vs. NY Rangers (3rd Per.)
Most shots, first period:	10, 4/18/07 at NY Rangers

Shots (cont.)

Most shots, second period:	11, 4/17/07 at NY Rangers
Most shots, third period:	12, 4/14/07 vs. NY Rangers
Most shots, overtime:	-
Most shots allowed, season:	143, 2007
Most shots allowed, series:	143, 2007 CQF vs. NY Rangers
Most shots allowed, game:	39, 4/14/07 vs. NY Rangers
Most shots allowed, home game:	39, 4/14/07 vs. NY Rangers
Most shots allowed, road game:	35, 4/17/07 at NY Rangers
Most shots allowed, one period:	17, 4/12/07 vs. NY Rangers (2nd Per.)
Most shots allowed, first period:	13 (2x), last - 4/17/07 at NY Rangers
Most shots allowed, second period:	17, 4/12/07 vs. NY Rangers
Most shots allowed, third period:	15, 4/14/07 vs. NY Rangers
Most shots allowed, overtime:	-
Most shots, series, both teams:	242, 2007 CQF vs. NY Rangers
Most shots, game, both teams:	67, 4/14/07 vs. NY Rangers (39, ATL 28, NYR 39)
Most shots, home game, both teams:	67, 4/14/07 vs. NY Rangers (ATL 28, NYR 39)
Most shots, road game, both teams:	57, 4/18/07 at NY Rangers (ATL 26, NYR 31)
Most shots, one period, both teams:	27 (2x), last - 4/14/07 vs. NY Rangers (ATL 12, NYR 15, 3rd Per.)
Most shots, first period, both teams:	21, 4/12/07 vs. NY Rangers (ATL 8, NYR 13)
Most shots, second period, both teams:	27, 4/12/07 vs. NY Rangers (ATL 10, NYR 17)
Most shots, third period, both teams:	27, 4/14/07 vs. NY Rangers (ATL 12, NYR 15)
Most shots, overtime, both teams:	-
Largest margin outshooting opponent, game:	-
Largest margin outshooting opponent, home game:	-
Largest margin outshooting opponent, road game:	-
Largest margin outshooting opponent, one period:	2, 4/18/07 at NY Rangers (ATL 10, NYR 8, 3rd Per.)
Largest margin outshot by opponent, game:	14 (2x), last - 4/17/07 at NY Rangers (ATL 21, NYR 35)
Largest margin outshot by opponent, home game:	14, 4/12/07 vs. NY Rangers (ATL 24, NYR 38)
Largest margin outshot by opponent, road game:	14, 4/17/07 at NY Rangers (ATL 21, NYR 35)
Largest margin outshot by opponent, one period:	7, 4/12/07 vs. NY Rangers (ATL 10, NYR 17, 2nd Per.)
Fewest shots, season:	99, 2007
Fewest shots, series:	99, 2007 CQF vs. NY Rangers
Fewest shots, game:	21, 4/17/07 at NY Rangers
Fewest shots, one period:	3, 4/17/07 at NY Rangers (3rd Per.)
Fewest shots, first period:	7, 4/17/07 at NY Rangers
Fewest shots, second period:	8, 4/14/07 vs. NY Rangers
Fewest shots, third period:	3, 4/17/07 at NY Rangers
Fewest shots allowed, season:	143, 2007
Fewest shots allowed, series:	143, 2007 CQF vs. NY Rangers
Fewest shots allowed, game:	31, 4/18/07 at NY Rangers
Fewest shots allowed, one period:	8 (2x), last - 4/18/07 at NY Rangers (1st Per.)
Fewest shots allowed, first period:	8, 4/18/07 at NY Rangers
Fewest shots allowed, second period:	11, 4/18/07 at NY Rangers
Fewest shots allowed, third period:	8, 4/12/07 vs. NY Rangers
Fewest shots, series, both teams:	56, 4/17/07 at NY Rangers (ATL 21, NYR 35)
Fewest shots, game, both teams:	12, 4/17/07 at NY Rangers (ATL 3, NYR 9, 3rd Per.)
Fewest shots, one period, both teams:	18 (2x), last - 4/18/07 at NY Rangers (ATL 10, NYR 8)
Fewest shots, first period, both teams:	21, 4/18/07 at NY Rangers (ATL 10, NYR 11)
Fewest shots, second period, both teams:	21, 4/18/07 at NY Rangers (ATL 10, NYR 11)
Fewest shots, third period, both teams:	12, 4/17/07 at NY Rangers (ATL 3, NYR 9)

JETS TEAM HISTORY

PLAYOFF HISTORY

Penalties

Most penalties, season:	36, 2007
Most penalties, series:	36, 2007 CQF vs. NY Rangers
Most penalties, game:	18, 4/17/07 at NY Rangers
Most penalties, period:	11, 4/17/07 at NY Rangers (3rd Per.)
Most penalties, series, opponent:	25, 2007 CQF vs. NY Rangers
Most penalties, game, opponent:	12, 4/17/07 at NY Rangers
Most penalties, period, opponent:	6, 4/17/07 at NY Rangers (3rd Per.)
Most penalties, series, both teams:	61, 2007 CQF vs. NY Rangers
Most penalties, game, both teams:	30, 4/17/07 at NY Rangers
Most penalties, period, both teams:	17, 4/17/07 at NY Rangers (ATL 11, NYR 6, 3rd Per.)
Most penalty minutes, season:	115, 2007
Most penalty minutes, series:	115, 2007 CQF vs. NY Rangers
Most penalty minutes, game:	79, 4/17/07 at NY Rangers
Most penalty minutes, period:	57, 4/17/07 at NY Rangers (3rd Per.)
Most penalty minutes, series, opponent:	77, 2007 CQF vs. NY Rangers
Most penalty minutes, game, opponent:	51, 4/17/07 at NY Rangers
Most penalty minutes, period, opponent:	31, 4/17/07 at NY Rangers (3rd Per.)
Most penalty minutes, series, both teams:	192, 2007 CQF vs. NY Rangers
Most penalty minutes, game, both teams:	130, 4/17/07 at NY Rangers
Most penalty minutes, period, both teams:	88, 4/17/07 at NY Rangers (3rd Per.)

INDIVIDUAL RECORDS

Goals

Most goals, career:	1, six players
Most goals, one season:	1, six players in 2007
Most goals, one series:	1, six players in 2007 CQF vs. NY Rangers
Most goals, one game:	1 (6x), last - Greg de Vries on 4/18/07 at NY Rangers
Most goals, one period:	1 (6x), last - Greg de Vries on 4/18/07 at NY Rangers (2nd Per.)

Power Play Goals

Most power play goals, career:	1, Eric Belanger
Most power play goals, one season:	1, Eric Belanger in 2007
Most power play goals, one series:	1, Eric Belanger in 2007 CQF vs. NY Rangers
Most power play goals, one game:	1, Eric Belanger on 4/12/07 vs. NY Rangers
Most power play goals, one period:	-

Shorthanded Goals

Most shorthanded goals, career:	-
Most shorthanded goals, one season:	-
Most shorthanded goals, one series:	-
Most shorthanded goals, one game:	-
Most shorthanded goals, one period:	-

Assists

Most assists, career:	2, four players
Most assists, one season:	2, four players in 2007
Most assists, one series:	2, four players in 2007 CQF vs. NY Rangers
Most assists, one game:	2, Brad Larsen on 4/12/07 vs. NY Rangers
Most assists, one period:	1 (11x), last - Marian Hossa on 4/18/07 at NY Rangers (2nd Per.)

Points

Most points, career:	3, Pascal Dupuis (1G, 2A), Keith Tkachuk (1G, 2A)
Most points, one season:	3, Pascal Dupuis (1G, 2A), Keith Tkachuk (1G, 2A) in 2007
Most points, one series:	3, Pascal Dupuis (1G, 2A), Keith Tkachuk (1G, 2A) in 2007 CQF vs. NYR
Most points, one game:	2 (2x), last - Pascal Dupuis, 4/12/07 vs. NY Rangers (1G, 1A)
Most points, one period:	1 (16x), last - 4/18/07 at NY Rangers (2nd Per.)

Shots

Most shots, career:	12, Bobby Holik, Ilya Kovalchuk
Most shots, one season:	12, Ilya Kovalchuk, Bobby Holik in 2007
Most shots, one series:	12, Ilya Kovalchuk, Bobby Holik in 2007
Most shots, one game:	4 (4x), last - Ilya Kovalchuk on 4/18/07 at NY Rangers
Most shots, one period:	3 (2x), last - Ilya Kovalchuk on 4/18/07 at NY Rangers (3rd Per.)

Penalty Minutes

Most penalty minutes, career:	24, Eric Boulton
Most penalty minutes, one season:	24, Eric Boulton in 2007
Most penalty minutes, one series:	24, Eric Boulton in 2007 CQF vs. NY Rangers
Most penalty minutes, game:	22, Eric Boulton on 4/17/07 at NY Rangers
Most penalty minutes, one period:	17, Ilya Kovalchuk on 4/17/07 at NY Rangers (2nd Per.)

GOALTENDER RECORDS

Games Played

Most games played, career:	2, Kari Lehtonen, Johan Hedberg
Most games played, one season:	2, Kari Lehtonen, Johan Hedberg in 2007
Most games, one series:	2, Kari Lehtonen, Johan Hedberg in 2007 CQF vs. NY Rangers

Wins

Most wins, career:	-
Most wins, one season:	-
Most wins, one series:	-

Minutes

Most minutes, career:	118, Kari Lehtonen
Most minutes, one season:	118, Kari Lehtonen in 2007
Most minutes, one series:	118, Kari Lehtonen in 2007 CQF vs. NY Rangers

Shutouts

Most shutouts, career:	-
Most shutouts, season:	-
Most shutouts, series:	-
Longest shutout streak:	-

Saves/Saves/Goals Against

Most shots against, career:	73, Kari Lehtonen
Most shots against, season:	73, Kari Lehtonen in 2007
Most shots against, series:	73, Kari Lehtonen in 2007 CQF vs. NY Rangers
Most shots against, game:	39, Johan Hedberg on 4/14/07 vs. NY Rangers
Most shots against, period:	17, Kari Lehtonen on 4/12/07 vs. NY Rangers (2nd Per.)

Most saves, career:	64, Johan Hedberg
Most saves, season:	64, Johan Hedberg in 2007
Most saves, series:	64, Johan Hedberg in 2007 CQF vs. NY Rangers
Most saves, game:	37, Johan Hedberg on 4/14/07 vs. NY Rangers
Most saves, period:	15, Kari Lehtonen on 4/12/07 vs. NY Rangers (2nd Per.)

Most goals against, career:	11, Kari Lehtonen
Most goals against, season:	11, Kari Lehtonen in 2007
Most goals against, series:	11, Kari Lehtonen in 2007 CQF vs. NY Rangers

Highest save percentage, career:	.928, Johan Hedberg
Highest save percentage, season:	.928, Johan Hedberg in 2007
Highest save percentage, series:	.928, Johan Hedberg in 2007 CQF vs. NY Rangers

Lowest goals-against average, career:	2.56, Johan Hedberg
Lowest goals-against average, season:	2.56, Johan Hedberg in 2007
Lowest goals-against average, series:	2.56, Johan Hedberg in 2007 CQF vs. NY Rangers

JETS TEAM HISTORY

ALL-TIME PLAYER REGISTER

PLAYER	POS.	NO.	SEASON(S)	REGULAR SEASON						PLAYOFFS				
				GP	G	A	PTS	PIM	GP	G	A	PTS	PIM	
Abid, Ramzi	LW	24	2005-06	6	0	2	2	6	-	-	-	-	-	-
Signed as a free agent on Aug. 8, 2005. Became a free agent on July 1, 2006.														
Adams, Bryan	LW	26	1999-00 to 2001-02	11	0	1	1	2	-	-	-	-	-	-
Signed as a free agent on July 1, 1999. Became a free agent on July 1, 2002.														
Afinogenov, Maxim	RW	61	2009-10	82	24	37	61	46	-	-	-	-	-	-
Signed as a free agent on September 17, 2009. Became a free agent on July 1, 2010.														
Antropov, Nik	C	80	2009-10 to Current	152	40	68	108	86	-	-	-	-	-	-
Signed as an unrestricted free agent on July 2, 2009.														
Armstrong, Colby	RW	19, 20	2007-08 to 2009-10	179	41	39	80	142	-	-	-	-	-	-
Acquired with Eric Christensen, the rights to Angelo Esposito and a first-round selection (Daultan Levellie) in the 2008 NHL Entry Draft from Pittsburgh for Marian Hossa and Pascal Dupuis on Feb. 26, 2008. Became a free agent on July 1, 2010.														
Artyukhin, Evgeny	LW	76	2009-10	17	5	2	7	31	-	-	-	-	-	-
Acquired from Anaheim for Nathan Dystrick on March 1, 2010.														
Aubin, Serge	LW	10	2003-04 to 2005-06	140	17	32	49	152	-	-	-	-	-	-
Claimed from Colorado in NHL Waiver Draft on Oct. 3, 2003. Became a free agent on July 1, 2006.														
Audette, Donald	RW	28	1999-00 to 2000-01	78	39	43	82	76	-	-	-	-	-	-
Acquired from Los Angeles with Frantisek Kaberle for Kelly Buchberger and Nelson Emerson on Mar. 13, 2000. Traded to Buffalo for Kamil Piroos and a fourth-round draft selection (later traded to St. Louis, St. Louis selected Igor Valeyev) in the 2001 NHL Entry Draft on Mar. 13, 2001.														
Barney, Scott	RW	47	2005-06	3	0	0	0	0	-	-	-	-	-	-
Signed as a free agent on Aug. 8, 2005. Became a free agent on July 1, 2006.														
Bartecko, Lubos	LW	18, 23	2001-02 to 2002-03	108	20	23	43	38	-	-	-	-	-	-
Acquired from St. Louis for a fourth-round selection (Igor Valeyev) in the 2001 NHL Entry Draft on June 24, 2001. Became a free agent on July 1, 2003.														
Belanger, Eric	C	22	2006-07	24	9	6	15	12	4	1	0	1	12	
Acquired from Nashville for Vitaly Vishnevski on Feb. 10, 2007. Became a free agent on July 1, 2007.														
Bergfors, Niclas	LW	18	2009-10 to 2010-11	79	19	27	46	6	-	-	-	-	-	-
Acquired from New Jersey with Johnny Oduya and Patrice Cormier and a First- and Second-Round Selection in the 2010 NHL Draft (both picks were later traded to the Chicago Blackhawks for forwards Dustin Byfuglien, Ben Eager, Akim Aliu and defenseman Brent Sopel) from New Jersey in exchange for LW Ilya Kovalchuk, D Anssi Salmela and Second-Round Selection in the 2010 NHL Entry Draft on February 4, 2010. Traded to Florida with Patrick Rissmiller for Radek Dvorak on Feb. 28, 2011.														
Bertrand, Eric	LW	22	1999-00	8	0	0	0	4	-	-	-	-	-	-
Acquired from New Jersey with Wes Mason for Sylvain Cloutier and Jeff Williams on Nov. 1, 1999. Traded to Philadelphia for Brian Wessenberg on Dec. 7, 1999.														
Blatney, Zdenek	LW	49	2003-04	20	3	0	3	6	-	-	-	-	-	-
Selected in the third round, 68th overall, in 1999 NHL Entry Draft. Became a free agent on July 1, 2004.														
Bogosian, Zach	D	4	2008-09 to Current	199	24	35	59	137	-	-	-	-	-	-
Selected in the first round, third overall, in the 2008 NHL Entry Draft.														
Bondra, Peter	RW	12	2005-06	60	21	18	39	40	-	-	-	-	-	-
Signed as a free agent on Sept. 18, 2005. Became a free agent on July 1, 2006.														
Botterill, Jason	LW	20, 18	1999-00	25	1	4	5	17	-	-	-	-	-	-
Acquired from Dallas for Jamie Pushor on July 15, 1999. Traded to Calgary with Darryl Shannon for Hnat Domenchelli and Dmitri Vlasenkov on Feb. 11, 2000.														
Boulton, Eric	LW	36	2005-06 to 2010-11	377	22	34	56	639	4	0	0	0	24	
Signed as a free agent on Aug. 8, 2005. Became a free agent on July 1, 2011.														
Brennan, Kip	LW	39	2003-04	5	0	0	0	17	-	-	-	-	-	-
Acquired from Los Angeles for Jeff Cowan on Mar. 9, 2004. Traded to Anaheim for Mark Popovic on Aug. 25, 2005.														
Brunette, Andrew	LW	15	1999-00	158	38	71	109	56	-	-	-	-	-	-
Acquired from Nashville for a fifth-round selection (Matt Hendricks) in the 2000 NHL Entry Draft on June 21, 1999. Became a free agent on July 1, 2001.														
Buchberger, Kelly	LW	16	1999-00	68	5	12	17	139	-	-	-	-	-	-
Selected from Edmonton in Expansion Draft on June 25, 1999. Traded to Los Angeles with Nelson Emerson for Donald Audette and Frantisek Kaberle on Mar. 13, 2000.														
Burmistrov, Alexander	C	8	2010-11 to current	74	6	14	20	27	-	-	-	-	-	-
Selected in first round, eighth overall, in 2010 NHL Entry Draft.														
Burt, Adam	D	7	2000-01	27	0	2	2	27	-	-	-	-	-	-
Signed as a free agent on July 14, 2000. Retired following 2001-02 season.														
Butsayev, Yuri	RW	10	2001-02	24	4	0	4	12	-	-	-	-	-	-
Acquired from Detroit with a third-round selection (later traded to Columbus, Columbus selected Jeff Genovy) in the 2002 NHL Entry Draft for Jiri Slegr on Mar. 19, 2002. Became a free agent on July 1, 2003.														
Buzek, Petr	D	2	1999-00 to 2001-02	77	5	14	19	62	-	-	-	-	-	-
Selected from Dallas in Expansion Draft on June 25, 1999. Traded to Calgary with a sixth-round selection (Adam Pardy) in the 2004 NHL Entry Draft for Jeff Cowan and Kurtis Foster on Dec. 18, 2001.														
Byfuglien, Dustin	D	33	2010-11 to current	81	20	33	53	93	-	-	-	-	-	-
Acquired from Chicago with Akim Aliu, Ben Eager, and Brent Sopel for Jeremy Morin, Joey Crabb, Marty Reasoner and a first-round pick (Kevin Hayes) and second-round pick (Justin Holl) in the 2010 NHL Entry Draft.														
Chelios, Chris	D	24	2009-10	7	0	0	0	0	-	-	-	-	-	-
Signed as an unrestricted free agent on Mar. 2, 2010. Became a free agent on July 1, 2010.														
Christensen, Erik	C	9	2007-08 to 2008-09	57	7	16	23	16	-	-	-	-	-	-
Acquired with Colby Armstrong, the rights to Angelo Esposito and a first-round selection (Daultan Levellie) in the 2008 NHL Entry Draft from Pittsburgh for Marian Hossa and Pascal Dupuis on Feb. 26, 2008. Traded to Anaheim for the rights to Eric O'Dell on March 4, 2009.														
Clark, Brett	D	23	1999-00 to 2001-02	44	1	3	4	18	-	-	-	-	-	-
Selected from Montreal in Expansion Draft on June 25, 1999. Traded to Colorado for Frederic Cassivi on Jan. 24, 2002.														
Coburn, Braydon	D	38	2005-06 to 2006-07	38	0	5	5	34	-	-	-	-	-	-
Selected in first round, eighth overall, in 2003 NHL Entry Draft. Traded to Philadelphia for Alexei Zhitnik on Feb. 24, 2007.														

JETS TEAM HISTORY

ALL-TIME PLAYER REGISTER

PLAYER	POS.	NO.	SEASON(S)	REGULAR SEASON					PLAYOFFS					
				GP	G	A	PTS	PIM	GP	G	A	PTS	PIM	
Corkum, Bob	C	27	2001-02	65	3	4	7	16	-	-	-	-	-	-
Signed as an unrestricted free agent on July 16, 2001. Traded to Buffalo for a fifth-round selection (Paul Flache) in the 2002 NHL Entry Draft on Mar. 19, 2002.														
Cormier, Patrice	C	45, 28	2010-11 to Current	21	1	1	2	4	-	-	-	-	-	-
Acquired from New Jersey with Niclas Bergfors and Johnny Oduya and a First- and Second-Round Selection in the 2010 NHL Draft (both picks were later traded to the Chicago Blackhawks for forwards Dustin Byfuglien, Ben Eager, Akim Aliu and defenseman Brent Sople) from New Jersey in exchange for LW Ilya Kovalchuk, D Anssi Salmela and Second-Round Selection in the 2010 NHL Entry Draft on February 4, 2010.														
Corso, Daniel	C	41	2003-04	7	0	1	1	0	-	-	-	-	-	-
Acquired from Ottawa for Brad Tapper on Jan. 6, 2004. Became a free agent on July 1, 2004.														
Cowan, Jeff	LW	16	2001-02 to 2003-04	162	16	21	37	233	-	-	-	-	-	-
Acquired from Calgary with Kurtis Foster for Petr Buzek and a sixth-round selection (Adam Pardy) in the 2004 NHL Entry Draft on Dec. 18, 2001. Traded to Los Angeles for Kip Brennan on Mar. 9, 2004.														
Crabb, Joey	RW	42	2008-09 to 2009-10	29	4	5	9	28	-	-	-	-	-	-
Signed as an unrestricted free agent on Aug. 31, 2006. Traded to the Chicago Blackhawks with Marty Reasoner and Jeremy Morin and a first and second round pick in exchange for Dustin Byfuglien, Ben Eager, Brent Sople and Akim Aliu.														
Dawes, Nigel	RW	26	2010-11 to current	23	7	10	17	14	-	-	-	-	-	-
Signed as an unrestricted free agent on Sept. 13, 2010. Traded to Montreal with Brent Sople for Ben Maxwell and a fourth-round pick (traded back to Montreal, Montreal selected Oliver Archambault) in the 2011 NHL Entry Draft on Feb. 24, 2011.														
Dean, Kevin	D	28	1999-00	23	1	0	1	14	-	-	-	-	-	-
Selected from New Jersey in Expansion Draft on June 25, 1999. Traded to Dallas for a ninth-round selection (Mark McRae) in the 2000 NHL Entry Draft on Dec. 15, 1999.														
De Vries, Greg	D	7	2005-06 to 2006-07	164	10	49	59	142	4	1	0	1	4	
Acquired from Ottawa with Marian Hossa for Dany Heatley on Aug. 23, 2005. Became a free agent on July 1, 2007.														
DiPenta, Joe	D	50	2002-03	3	1	1	2	0	-	-	-	-	-	
Acquired from Philadelphia for Jarrod Skalde on Mar. 4, 2002. Became a free agent on July 1, 2003.														
Doell, Kevin	C	45	2007-08	8	0	1	1	4	-	-	-	-	-	
Signed as a free agent on June 30, 2004. Became a free agent on July 1, 2008.														
Domenichelli, Hnat	LW	9	1999-00 to 2001-02	130	29	32	61	56	-	-	-	-	-	
Acquired from Calgary with Dmitri Vlasenkov for Darryl Shannon and Jason Botterill on Feb. 11, 2000. Traded to Minnesota for Andy Sutton on Jan. 22, 2002.														
Donovan, Shean	RW	12, 22	1999-00 to 2001-02	144	22	24	46	105	-	-	-	-	-	
Acquired from Colorado for Rick Tabaracci on Dec. 8, 1999. Claimed on waivers by Pittsburgh on Mar. 15, 2002.														
Dupuis, Pascal	RW	9	2006-07 to 2007-08	79	13	7	20	28	4	1	2	3	4	
Acquired from NY Rangers with a third-round selection (later traded to Pittsburgh, Pittsburgh selected Robert Bortuzzo) in the 2007 Entry Draft for Alex Bourret. Traded to Pittsburgh with Marian Hossa for Colby Armstrong, Erik Christensen, the rights to Angelo Esposito and a first-round selection (Daultan Leveille) in the 2008 NHL Entry Draft on Feb. 26, 2008.														
Dvorak, Radek	RW	20	2010-11	13	0	1	1	4	-	-	-	-	-	
Acquired from Florida for Niclas Bergfors and Patrick Rissmiller on Feb. 28, 2011. Became a free agent on July 1, 2011.														
Eager, Ben	LW	21	2010-11	34	3	7	10	77	-	-	-	-	-	
Acquired from Chicago with Dustin Byfuglien, Akim Aliu, and Brent Sople for Jeremy Morin, Joey Crabb, Marty Reasoner and a first-round pick (Kevin Hayes) and second-round pick (Justin Holl) in the 2010 NHL Entry Draft. Traded to San Jose for a fifth-round draft selection (Austen Brassard) in the 2011 NHL Entry Draft on Jan. 18, 2011.														
Emerson, Nelson	RW	19	1999-00	58	14	19	33	47	-	-	-	-	-	
Signed as an unrestricted free agent on Aug. 3, 1999. Traded to Los Angeles with Kelly Buchberger for Donald Audette and Frantisek Kaberle on Mar. 13, 2000.														
Enstrom, Tobias	D	39	2007-08 to Current	718	26	145	171	178	-	-	-	-	-	
Selected in the eighth round, 239th overall, in the 2003 NHL Entry Draft.														
Exelby, Garnet	D	2	2002-03 to 2008-09	357	6	40	46	511	4	0	0	0	6	
Selected in the eighth round, 217th overall, in the 1999 NHL Entry Draft. Traded to Toronto with Colin Stuart for Pavel Kubina and Tim Stapleton on July 1, 2009.														
Farkas, Jeff	RW	28	2002-03	3	0	0	0	0	-	-	-	-	-	
Acquired from Vancouver for Chris Herperger and Chris Nielsen on Jan. 20, 2003. Retired following the 2002-03 season.														
Fata, Rico	C	14	2005-06	6	0	1	1	4	-	-	-	-	-	
Claimed on waivers from Pittsburgh on Jan. 31, 2006. Claimed on waivers by Washington on March 9, 2006.														
Ferraro, Ray	C	21	1999-00 to 2001-02	223	56	91	147	245	-	-	-	-	-	
Signed as an unrestricted free agent on Aug. 9, 1999. Traded to St. Louis for a fifth-round selection (later traded to Florida, Florida selected Vince Bellissimo) in the 2002 NHL Entry Draft on Mar. 18, 2002.														
Foster, Kurtis	D	47	2002-03 to 2003-04	5	0	1	1	0	-	-	-	-	-	
Acquired from Calgary with Jeff Cowan for Petr Buzek and a sixth-round selection (Jeff Pardy) in the 2004 NHL Entry Draft on Dec. 18, 2001. Traded to Anaheim for Niclas Havelid on June 26, 2004.														
Galanov, Maxim	D	33	1999-00	40	4	3	7	20	-	-	-	-	-	
Selected from Pittsburgh in Expansion Draft on June 25, 1999. Became a free agent on July 1, 2000.														
Gamache, Simon	LW	41	2002-03 to 2003-04	4	0	1	1	2	-	-	-	-	-	
Selected in ninth round, 290th overall, in the 2000 NHL Entry Draft. Traded to Nashville with Kirill Safronov for Tomas Kloucek and Ben Simon on Dec. 2, 2003.														
Garpenlov, Johan	LW	29	1999-00	73	2	14	16	31	-	-	-	-	-	
Selected from Florida in Expansion Draft on June 25, 1999. Became a free agent on July 1, 2000.														
Grand-Pierre, J-Luc	D	39	2003-04	27	2	2	4	26	-	-	-	-	-	
Acquired from Columbus for future considerations on Dec. 31, 2003. Claimed on waivers by Washington on Mar. 9, 2004.														
Guolla, Steve	C	12	1999-00 to 2000-01	83	16	25	41	27	-	-	-	-	-	
Claimed on waivers from Tampa Bay on Mar. 1, 2000. Became a free agent on July 1, 2001.														
Hainsey, Ron	D	6	2008-09 to Current	243	14	70	84	95	-	-	-	-	-	
Signed as an unrestricted free agent on July 2, 2008.														

JETS TEAM HISTORY

ALL-TIME PLAYER REGISTER

PLAYER	POS.	NO.	SEASON(S)	REGULAR SEASON					PLAYOFFS					
				GP	G	A	PTS	PIM	GP	G	A	PTS	PIM	
Hamel, Denis	LW	12	2006-07	3	1	0	1	0	-	-	-	-	-	-
Claimed on waivers from Ottawa on Feb. 10, 2007. Claimed on waivers by Philadelphia on Feb. 27, 2007.														
Harlock, David	D	6	1999-00 to 2001-02	128	0	8	8	116	-	-	-	-	-	-
Selected from the NY Islanders in Expansion Draft on June 25, 1999. Traded to Philadelphia with a third-round selection (Tyler Redenbach) and a seventh-round selection (Joe Pavelski) in the 2002 NHL Entry Draft for Francis Lessard on Mar. 15, 2002.														
Hartigan, Mark	C	9, 3	2002-03	23	5	2	7	8	-	-	-	-	-	-
Signed as an unrestricted free agent on March 27, 2002. Had his contract bought out following 2002-03 season.														
Havelid, Niclas	D	28	2005-06 to 2008-09	303	10	72	82	184	4	0	2	2	0	0
Acquired from Anaheim for Kurtis Foster on June 26, 2004. Traded to New Jersey with Myles Stoesz for Anssi Salmela on March 2, 2009.														
Haydar, Darren	RW	38	2006-07 to 2007-08	20	1	7	8	2	-	-	-	-	-	-
Signed as an unrestricted free agent on July 4, 2006. Became a free agent on July 1, 2008.														
Heatley, Dany	RW	15	2001-02 to 2003-04	190	80	101	181	132	-	-	-	-	-	-
Selected in first round, second overall, in the 2000 NHL Entry Draft. Traded to Ottawa for Greg de Vries and Marian Hossa on Aug. 23, 2005.														
Heins, Shawn	D	6	2003-04	17	0	4	4	16	-	-	-	-	-	-
Signed as an unrestricted free agent on Sept. 10, 2003. Claimed on waivers by the NY Rangers on Sept. 30, 2003. Claimed from the NY Rangers in NHL Waiver Draft on Oct. 3, 2003. Became a free agent on July 1, 2004.														
Herperger, Chris	LW	7	2002-03	27	4	1	5	7	-	-	-	-	-	-
Signed as a free agent on July 31, 2002. Traded to Vancouver with Chris Nielsen for Jeff Farkas on Jan. 20, 2003.														
Hnidy, Shane	D	34	2005-06 to 2006-07	138	5	10	15	99	4	1	0	1	0	0
Acquired from Nashville for a fourth-round selection (Niko Snellman) in the 2006 NHL Entry Draft on July 30, 2005. Became a free agent on July 1, 2007.														
Holik, Bobby	C	16	2005-06 to 2007-08	228	41	55	96	255	4	0	1	1	0	0
Signed as a free agent on Aug. 2, 2005. Became a free agent on July 1, 2008.														
Hossa, Marian	RW	18	2005-06 to 2007-08	222	108	140	248	172	4	0	1	1	6	6
Acquired with Greg de Vries from Ottawa for Dany Heatley on Aug. 23, 2005. Traded to Pittsburgh with Pascal Dupuis for Colby Armstrong, Erik Christensen, the rights to Angelo Esposito and a first-round selection (Daultan Leveille) in the 2008 NHL Entry Draft on Feb. 26, 2008.														
Hordichuk, Darcy	LW	10, 29	2000-01 to 2001-02	44	1	2	185	-	-	-	-	-	-	-
Selected in the 6th round, 180th overall, in the 2000 NHL Entry Draft. Traded to Phoenix with a fourth-round selection (Lance Monych) and a fifth-round selection (John Zeiler) in the 2002 NHL Entry Draft for Kirill Safronov, Ruslan Zainullin and a fourth-round selection (Pat Dwyer) in the 2002 NHL Entry Draft on Mar. 19, 2002.														
Hrkac, Tony	C	12	2001-02 to 2002-03	160	27	43	70	26	-	-	-	-	-	-
Signed as an unrestricted free agent on July 16, 2001. Became a free agent on July 1, 2003.														
Johnson, Matt	LW	17	1999-00	64	2	5	7	144	-	-	-	-	-	-
Selected from Los Angeles in Expansion Draft on June 25, 1999. Traded to Minnesota for a third-round selection (later traded to Pittsburgh then to Dallas, Dallas selected Yared Hagos) in the 2001 NHL Entry Draft on Sept. 29, 2001.														
Joseph, Chris	D	3	2000-01	19	0	3	3	20	-	-	-	-	-	-
Claimed on waivers from Phoenix. Became a free agent on July 1, 2001.														
Kaberle, Frantisek	D	8	1999-00 to 2003-04	272	20	82	102	110	-	-	-	-	-	-
Acquired from Los Angeles with Donald Audette for Kelly Buchberger and Nelson Emerson on Mar. 13, 2000. Became a free agent on July 1, 2004.														
Kallio, Tomi	RW	14	2000-01 to 2002-03	121	22	29	51	38	-	-	-	-	-	-
Selected from Colorado in the Expansion Draft on June 25, 1999. Traded to Columbus with Pauli Levokari for Chris Nielsen and Petteri Nummelin on Dec. 2, 2002.														
Kane, Evander	LW	9	2009-10 to Current	139	33	36	69	130	-	-	-	-	-	-
Selected in the first round, fourth overall, in the 2009 NHL Entry Draft.														
Kapanen, Niko	C	39	2006-07	60	4	9	13	20	-	-	-	-	-	-
Acquired from Dallas with a seventh-round selection (Will O'Neill) in the 2006 NHL Entry Draft for Patrik Stefan and Jaroslav Modry on June 24, 2006. Claimed on waivers by Phoenix on Feb. 27, 2007.														
Karlisson, Andreas	C	24	1999-00 to 2001-02	154	11	27	38	50	-	-	-	-	-	-
Acquired from Calgary for future considerations on June 25, 1999. Became a free agent on July 1, 2002.														
Kinear, Geordie	D	28	1999-00	4	0	0	0	13	-	-	-	-	-	-
Signed as an unrestricted free agent on Aug. 12, 1999. Traded to New Jersey for future considerations on Nov. 6, 2000.														
Klee, Ken	D	22	2007-08	72	1	9	10	60	-	-	-	-	-	-
Signed as an unrestricted free agent on July 2, 2007. Traded to Anaheim with Brad Larsen and Chad Painchaud for Mathieu Schneider on Sept. 26, 2008.														
Klingberg, Carl	D	48	2010-11 to Current	1	0	0	0	0	-	-	-	-	-	-
Selected in the second round, 34th overall, in the 2009 NHL Entry Draft.														
Kloucek, Tomas	D	5	2003-04 to 2005-06	38	0	0	0	27	-	-	-	-	-	-
Acquired from Nashville with Ben Simon for Simon Gamache and Kirill Safronov on Dec. 2, 2003. Became a free agent on July 1, 2003.														
Kohn, Ladislav	LW	17	2000-01	26	3	4	7	44	-	-	-	-	-	-
Acquired from Anaheim for Sergei Vyshedkevich and Scott Langkow on Feb. 9, 2001. Became a free agent on July 1, 2001.														
Kovalchuk, Tiya	LW	17	2001-02 to 2009-10	594	328	287	615	429	4	1	1	2	19	19
Selected in the first round, first overall, in the 2001 NHL Entry Draft. Traded to New Jersey with Anssi Salmela on February 4, 2010 in exchange for Johnny Oduya, Patrice Cormier and Niclas Bergfors and a First- and Second-Round Selection in the 2010 NHL Draft (both picks were later traded to the Chicago Blackhawks for forwards Dustin Byfuglien, Ben Eager, Akim Aliu and defenseman Brent Sopel).														
Kozlov, Vyacheslav	LW	13	2002-03 to 2009-10	537	145	271	416	312	4	0	0	0	6	6
Acquired from Buffalo with a second-round selection (later traded to Columbus, Columbus selected Joakim Lindström) in the 2002 NHL Entry Draft for a second-round selection (Jeff Deslauriers) and a third-round selection (John Adams) in the 2002 NHL Entry Draft on June 22, 2002. Became a free agent on July 1, 2010.														
Krog, Jason	C	10	2006-07 to Current	14	1	2	3	10	-	-	-	-	-	-
Signed as a free agent on July 4, 2006. Became a free agent on July 1, 2008. Signed as an unrestricted free agent on July 6, 2009.														
Krupp, Uwe	D	44	2002-03	4	0	0	0	10	-	-	-	-	-	-
Signed as an unrestricted free agent on July 19, 2002. Retired following the 2002-03 season.														

JETS TEAM HISTORY

ALL-TIME PLAYER REGISTER

PLAYER	POS.	NO.	SEASON(S)	REGULAR SEASON					PLAYOFFS				
				GP	G	A	PTS	PIM	GP	G	A	PTS	PIM
Kubina, Pavel	D	77	2009-10	76	6	32	38	66	-	-	-	-	-
Acquired from Toronto for Garnet Exelby and Colin Stuart on July 1, 2009. Became a free agent on July 1, 2010.													
Kulda, Arturs	D	44	2009-10 to Current	6	0	2	2	4	-	-	-	-	-
Selected in the seventh round, 200th overall, in the 2003 NHL Entry Draft.													
Kunitz, Chris	LW	24	2005-06	2	0	0	0	2	-	-	-	-	-
Claimed on waivers from Anaheim on Oct. 4, 2005. Claimed on waivers by Anaheim on Oct. 18, 2005.													
Kwiatkowski, Joel	D	3	2007-08	18	0	5	5	20	-	-	-	-	-
Signed as an unrestricted free agent on Aug. 30, 2007. Became a free agent on July 1, 2008. Signed as a free agent on July 6, 2009.													
Ladd, Andrew	LW	16	2010-11 to current	81	29	30	59	39	-	-	-	-	-
Acquired from Chicago for Ivan Vishnevskiy and a second-round selection (Adam Clendening) in the 2011 NHL Entry Draft on July 1, 2010.													
Lambert, Denny	LW	10, 27	1999-00 to 2000-01	140	6	13	19	434	-	-	-	-	-
Acquired from Nashville for Randy Robitaille on Aug. 16, 1999. Traded to Anaheim for future considerations on July 2, 2001.													
Larsen, Brad	LW	29	2003-04 to 2007-08	202	15	17	32	74	4	0	2	2	0
Claimed on waivers from Colorado on Feb. 25, 2004. Traded to Anaheim with Ken Klee and Chad Painchaud for Mathieu Schneider on Sept. 26, 2008.													
LaVallee, Jordan	LW	50	2007-08 to 2009-10	4	1	1	2	0	-	-	-	-	-
Selected in the fourth round, 113th overall, in the 2005 NHL Entry Draft. Traded to Columbus on October 8, 2009.													
Lehman, Scott	D	51	2008-09 to Current	1	0	0	0	0	-	-	-	-	-
Selected in the third round, 76th overall, in the 2004 NHL Entry Draft.													
Lessard, Francis	RW	20, 22	2001-02 to 2005-06	91	1	3	4	268	-	-	-	-	-
Acquired from Philadelphia for David Harlock and a second-round selection (Tyler Redenbach) and a seventh-round selection (Joe Pavelski) in the 2002 NHL Entry Draft on Mar. 15, 2002. Became a free agent on July 1, 2006.													
Lewis, Grant	D	38	2008-09	1	0	0	0	0	-	-	-	-	-
Selected in the second round, 40th overall, in the 2004 NHL Entry Draft. Traded for Ian McKenzie on September 1, 2010.													
Lindsay, Bill	LW	12	2003-04	24	0	0	0	25	-	-	-	-	-
Signed as an unrestricted free agent on Aug. 25, 2003. Became a free agent on July 1, 2004.													
Little, Bryan	LW	10, 18	2007-08 to Current	282	68	81	149	95	-	-	-	-	-
Selected in the first round, 12th overall, in the 2006 NHL Entry Draft.													
MacArthur, Clarke	LW	41	2009-10	21	3	6	9	2	-	-	-	-	-
Acquired from Buffalo on March 3, 2010. Became a free agent on July 1, 2010.													
Machacek, Spencer	RW	46	2008-09 to Current	12	0	0	0	0	-	-	-	-	-
Selected in the third round, 67th overall, in the 2007 NHL Entry Draft.													
MacKenzie, Derek	C	23, 21	2001-02 to 2006-07	28	0	2	2	20	-	-	-	-	-
Selected in fifth round, 128th overall, in the 1999 NHL Entry Draft. Became a free agent on July 1, 2007.													
Majesky, Ivan	D	23	2003-04	63	3	7	10	76	-	-	-	-	-
Acquired from Florida for a second-round selection (Kamil Krepis) in the 2003 NHL Entry Draft on June 21, 2003. Became a free agent on July 1, 2004.													
Maxwell, Ben	C	49	2010-11 to Current	12	1	1	2	9	-	-	-	-	-
Acquired from Montreal with a fourth-round pick (traded back to Montreal, Montreal selected Oliver Archambault) in the 2011 NHL Entry Draft for Nigel Dawes and Brent Sopel on Feb. 24, 2011.													
McAlpine, Chris	D	7	1999-00	3	0	0	0	2	-	-	-	-	-
Acquired from Tampa Bay for Mikko Kuparainen on Mar. 11, 2000. Became a free agent on July 1, 2000.													
McCarthy, Steve	D	5	2005-06 to 2007-08	117	12	21	33	80	-	-	-	-	-
Acquired from Vancouver for a fourth-round selection (later traded back to Atlanta, Atlanta selected Niklas Lucenius) in the 2007 NHL Entry Draft on March 9, 2006. Became a free agent on July 1, 2008.													
McEachern, Shawn	RW	19	2002-03 to 2003-04	128	27	54	81	104	-	-	-	-	-
Acquired from Ottawa with a sixth-round selection (Dan Turple) in the 2004 NHL Entry Draft for Brian Pothier on June 29, 2002. Became a free agent on July 1, 2004.													
Mellanby, Scott	RW	19	2005-06 to 2006-07	140	24	46	70	118	4	0	0	0	4
Signed as a free agent on July 26, 2004. Retired following the 2006-07 season.													
Metropolit, Glen	C	9	2006-07	57	12	16	28	20	-	-	-	-	-
Signed as a free agent July 3, 2006. Traded to St. Louis with a first-round selection (later traded to Calgary, Calgary selected Mikael Backlund) and a third-round selection (Brett Sonne) in the 2007 Entry Draft and a second-round selection (Philip McRae) in the 2008 Entry Draft for Keith Tkachuk on Feb. 25, 2007.													
Meyer, Freddy	D	24	2010-11	15	1	1	2	8	-	-	-	-	-
Signed as a free agent on Aug. 19, 2010. Became a free agent on July 1, 2011.													
Modin, Fredrik	LW	19	2010-11	36	7	3	10	12	-	-	-	-	-
Signed as a free agent on Sept. 4, 2010. Traded to Calgary for a seventh-round selection (later traded to San Jose, San Jose selected Colin Blackwell) in the 2011 NHL Entry Draft on Feb. 28, 2011.													
Modry, Jaroslav	D	44	2005-06	79	7	31	38	76	-	-	-	-	-
Signed as a free agent on July 1, 2004. Traded to Dallas with Patrik Stefan for Niko Kapanen and a seventh-round selection (Will O'Neill) in the 2006 NHL Entry Draft on June 24, 2006.													
Motzko, Joe	RW	41	2008-09	6	1	0	1	0	-	-	-	-	-
Acquired from Washington for Alexandre Giroux on Feb. 26, 2008. Became a free agent on July 1, 2009.													
Murphy, Gord	D	5	1999-00 to 2000-01	85	4	21	25	50	-	-	-	-	-
Acquired from Florida with Herbert Vasiljev, Daniel Tjernqvist and a sixth-round selection (later traded to Dallas, Dallas selected Justin Cox) on June 25, 1999. Became a free agent on July 1, 2001.													
Ndur, Rumun	D	36	1999-00	27	1	0	1	71	-	-	-	-	-
Claimed on waivers from Rangers on Dec. 11, 1999. Became a free agent on July 1, 2000.													

JETS TEAM HISTORY

ALL-TIME PLAYER REGISTER

PLAYER	POS.	NO.	SEASON(S)	REGULAR SEASON					PLAYOFFS				
				GP	G	A	PTS	PIM	GP	G	A	PTS	PIM
Oduya, Johnny	D	29	2009-10 to Current	109	3	23	26	34	-	-	-	-	-
Acquired from New Jersey with Niclas Bergfors and Patrice Cormier and a First- and Second-Round Selection in the 2010 NHL Draft (both picks were later traded to the Chicago Blackhawks for forwards Dustin Byfuglien, Ben Eager, Akim Aliu and defenseman Brent Sopel) from New Jersey in exchange for LW Ilya Kovalchuk, D Anssi Salmela and Second-Round Selection in the 2010 NHL Entry Draft on February 4, 2010.													
Odgers, Jeff	RW	20	2000-01 to 2002-03	202	12	15	27	532	-	-	-	-	-
Claimed from Minnesota in NHL Waiver Draft on Sept. 29, 2000. Became a free agent on July 1, 2003.													
Oystrick, Nathan	D	7, 47	2008-09 to 2009-10	53	4	8	12	50	-	-	-	-	-
Selected in the seventh round, 198th overall, in the 2002 NHL Entry Draft. Traded to Anaheim on March 1, 2010 for Evgeny Artyukhin.													
Petrovicky, Ronald	RW	26	2003-04 to 2005-06	138	24	27	51	185	-	-	-	-	-
Claimed from NY Rangers in NHL Waiver Draft on Oct. 3, 2003. Became a free agent on July 1, 2006.													
Perrin, Eric	C	11	2007-08 to 2008-09	159	19	49	68	62	-	-	-	-	-
Signed as an unrestricted free agent on July 1, 2007. Became a free agent on July 1, 2009.													
Peeverly, Rich	C	47	2008-09 to 2010-11	180	48	75	123	89	-	-	-	-	-
Claimed on waivers from Nashville on Jan. 10, 2008. Traded to Boston with Boris Valabik for Blake Wheeler and Mark Stuart on Feb. 18, 2011.													
Piros, Kamil	C	25, 22	2001-02 to 2003-04	25	3	4	7	10	-	-	-	-	-
Acquired from Buffalo with a fourth-round draft selection (later traded to St. Louis, St. Louis selected Igor Valiev) in the 2001 NHL Entry Draft for Donald Audette on Mar. 13, 2001. Traded to Florida for Kyle Rossiter on Mar. 8, 2004.													
Popovic, Mark	D	39, 6, 7	2005-06 to 07-08, 09-10	80	2	5	7	20	-	-	-	-	-
Acquired from Anaheim for Kip Brennan on Aug. 25, 2005. Became a free agent on July 1, 2008. Spent the 2008-09 season with SKA St. Petersburg. Agreed to terms on September 23, 2009. Became a free agent on July 1, 2010.													
Postma, Paul	D	38	2010-11 to Current	1	0	0	0	0	-	-	-	-	-
Selected in the seventh round, 205th overall, in the 2007 NHL Entry Draft.													
Pothier, Brian	D	29, 3	2000-01 to 2001-02	36	3	6	9	24	-	-	-	-	-
Signed as an unrestricted free agent on Apr. 8, 2000. Traded to Ottawa for Shawn McCaechern and a sixth round selection (Dan Turple) in the 2004 NHL Entry Draft on June 29, 2002.													
Prochazka, Martin	RW	23	1999-00	3	0	1	1	0	-	-	-	-	-
Acquired from Toronto for a sixth-round selection (Max Kondratiev) in the 2001 NHL Entry Draft on July 15, 1999. Became a free agent on July 1, 2000.													
Reasoner, Marty	C	19	2008-09	159	18	29	47	60	-	-	-	-	-
Signed as an unrestricted free agent on July 17, 2008. Traded to the Chicago Blackhawks with Joey Crabb and Jeremy Morin and a first and second round pick in exchange for Dustin Byfuglien, Ben Eager, Brent Sopel and Akim Aliu.													
Recchi, Mark	RW	8	2007-08	53	12	28	40	20	-	-	-	-	-
Claimed on waivers from Pittsburgh on Dec. 8, 2007. Became a free agent on July 1, 2008.													
Reirden, Todd	D	28	2001-02	65	3	5	8	82	-	-	-	-	-
Signed as an unrestricted free agent on July 16, 2001. Became a free agent on July 1, 2002.													
Rheaume, Pascal	C	26	2001-02 to 2002-03	98	15	18	33	49	-	-	-	-	-
Claimed on waivers from Chicago on Nov. 14, 2001. Traded to New Jersey for future considerations on Feb. 24, 2003.													
Rissmiller, Patrick	LW	12	2010-11	1	0	0	0	0	-	-	-	-	-
Acquired from NY Rangers with Donald Brashear for Todd White on Aug. 2, 2010. Traded to Florida with Niclas Bergfors for Radek Dvorak on Feb. 28, 2011.													
Robitaille, Randy	C	28	2003-04	69	11	26	37	20	-	-	-	-	-
Signed as an unrestricted free agent on Aug. 12, 2003. Became a free agent on July 1, 2004.													
Rossiter, Kyle	D	48	2003-04	2	0	1	1	0	-	-	-	-	-
Acquired from Florida for Kamil Piros on Mar. 8, 2004. Became a free agent on July 1, 2004.													
Rucchin, Steve	C	20	2006-07	47	5	16	21	14	-	-	-	-	-
Signed as an unrestricted free agent on July 3, 2007. Became a free agent on July 1, 2008.													
Safronov, Kirill	D	29	2001-02 to 2002-03	34	2	2	4	16	-	-	-	-	-
Acquired from Phoenix with Ruslan Zainullin and a fifth-round selection (Pat Dwyer) in the 2002 NHL Entry Draft for Darcy Hordichuk, a fourth-round selection (Lance Monych) and a fifth-round selection (John Zeiler) in the 2002 NHL Entry Draft on Mar. 19, 2002. Traded to Nashville with Simon Gamache for Tomas Kloucek and Ben Simon on Dec. 2, 2003.													
Salmela, Anssi	D	25	2008-09 to 2009-10	38	2	6	8	24	-	-	-	-	-
Acquired from New Jersey for Niclas Havelid and Myles Stoez on March 2, 2009. Traded to New Jersey with Ilya Kovalchuk on February 4, 2010 in exchange for Johnny Oduya, Patrice Cormier and Niclas Bergfors and a First- and Second-Round Selection in the 2010 NHL Draft (both picks were later traded to the Chicago Blackhawks for forwards Dustin Byfuglien, Ben Eager, Akim Aliu and defenseman Brent Sopel).													
Santala, Tommi	C	24	2003-04	33	1	2	3	22	-	-	-	-	-
Selected in the ninth round, 245th overall, in the 1999 NHL Entry Draft. Traded to Vancouver with a fifth-round selection (Charles-Antoine Messier) in the 2007 NHL Entry Draft for a fourth-round selection (Niklas Lucenius) in the 2007 NHL Entry Draft on June 13, 2006.													
Sarault, Yves	LW	32	2000-01	20	5	4	9	26	-	-	-	-	-
Signed as an unrestricted free agent on July 20, 2000. Claimed on waivers by Nashville on June 16, 2001.													
Savard, Marc	C	9	2002-02 to 2005-06	184	63	133	196	262	-	-	-	-	-
Acquired from Calgary for Ruslan Zainullin on Nov. 15, 2002. Became a free agent on July 1, 2006.													
Schneider, Mathieu	D	18	2008-09	44	4	11	15	50	-	-	-	-	-
Acquired from Anaheim for Ken Klee, Brad Larsen and Chad Painchaud on Sept. 26, 2008. Traded to Montreal with a third-round selection (Joonas Nattinen) in the 2009 NHL Entry Draft for a second-round selection (Jeremy Morin) in the 2009 NHL Entry Draft and a third-round selection in the 2010 NHL Entry Draft on Feb. 16, 2009.													
Schremp, Rob	C	13	2010-11	18	3	1	4	4	-	-	-	-	-
Claimed off waivers from NY Islanders on February 28, 2011. Became a free agent on July 1, 2011.													
Schubert, Christoph	D	16	2009-10	47	2	5	7	69	-	-	-	-	-
Claimed off waivers from Ottawa on October 2, 2009. Became a free agent on July 1, 2010.													
Sellers, Luke	D	40	2001-02	1	0	0	0	2	-	-	-	-	-
Selected in the second round, 30th overall, in the 1999 NHL Entry Draft. Became a free agent on July 1, 2004.													

JETS TEAM HISTORY

ALL-TIME PLAYER REGISTER

PLAYER	POS.	NO.	SEASON(S)	REGULAR SEASON					PLAYOFFS				
				GP	G	A	PTS	PIM	GP	G	A	PTS	PIM
Shannon, Daryl	D	8	1999-00	49	5	13	18	65	-	-	-	-	-
Selected from Buffalo in Expansion Draft on June 25, 1999. Traded to Calgary with Jason Botterill for Hnat Domenichelli and Dmitri Vlasenkov on Feb. 11, 2000.													
Sim, Jon	RW	14	2006-07	77	17	12	29	60	4	0	0	0	0
Signed as a free agent on July 13, 2006. Became a free agent on July 1, 2007.													
Simon, Ben	C	45, 14	2001-02 to 2003-04	68	3	1	4	43	-	-	-	-	-
Acquired from Chicago for a ninth-round selection (Peter Flache) in the 2000 NHL Entry Draft on June 25, 2000. Became a free agent on July 1, 2003.													
Acquired from Nashville with Tomas Kloucek for Simon Gamache and Kirill Safronov on Dec. 2, 2003. Became a free agent on July 1, 2004.													
Skalde, Jarrod	C	18	2000-01	19	1	2	3	20	-	-	-	-	-
Signed as a free agent on July 21, 2000. Traded to Philadelphia for Joe DiPenta on Mar. 4, 2002.													
Skopintsev, Andrei	D	41	2000-01	17	1	3	4	16	-	-	-	-	-
Signed as a free agent on Sept. 7, 2000. Became a free agent on July 1, 2001.													
Slater, Jim	C	23	2005-06 to Current	371	47	53	100	280	4	0	0	0	2
Selected in the first round, 30th overall, in 2002 NHL Entry Draft.													
Slego, Jiri	D	71	2000-01 to 2001-02	71	6	21	27	87	-	-	-	-	-
Acquired from Pittsburgh for a third-round selection (later traded to Dallas, Dallas selected Yared Hagos) in the 2001 NHL Entry Draft on Jan. 14, 2001.													
Traded to Detroit for Yuri Botsayev and a third-round selection (later traded to Columbus, Columbus selected Jeff Genov) in the 2002 NHL Entry Draft on Mar. 19, 2002.													
Smehlik, Richard	D	42	2002-03	43	2	9	11	16	-	-	-	-	-
Signed as a free agent on July 10, 2002. Traded to New Jersey with a sixth-round selection (Josh Disher) and an eighth-round selection (Nathan Perkovich) in the 2004 NHL Entry Draft for a fourth-round selection (Michael Vannelli) in the 2003 NHL Entry Draft on March 10, 2003.													
Snyder, Dan	C	26, 37	2000-01 to 2002-03	49	11	5	16	64	-	-	-	-	-
Signed as a free agent on July 6, 1999.													
Sopel, Brent	D	3	2010-11	34	3	7	10	77	-	-	-	-	-
Acquired from Chicago with Dustin Byfuglien, Akim Aliu, and Ben Eager for Jeremy Morin, Joey Crabb, Marty Reasoner and a first-round pick (Kevin Hayes) and second-round pick (Justin Holl) in the 2010 NHL Entry Draft. Traded to Montreal with Nigel Dawes for Ben Maxwell and a fourth-round pick (traded back to Montreal, Montreal selected Oliver Archambault) in the 2011 NHL Entry Draft on Feb. 24, 2011.													
Staios, Steve	D	25	1999-00 to 2000-02	97	11	16	27	203	-	-	-	-	-
Selected from Vancouver in Expansion Draft on June 25, 1999. Traded to New Jersey for a ninth-round selection (Simon Gamache) in the 2000 NHL Entry Draft on June 12, 2000. Acquired from New Jersey for future considerations on July 10, 2000. Became a free agent on July 1, 2001.													
Stapleton, Mike	C	14	1999-2000	62	10	12	22	30	-	-	-	-	-
Selected from Phoenix in the Expansion Draft on June 25, 1999. Became a free agent on July 1, 2000.													
Stapleton, Tim	C	42	2009-10 to current	51	7	2	9	14	-	-	-	-	-
Acquired from Toronto with Pavel Kubina for Garnet Exelby and Colin Stuart on July 1, 2009. Became a free agent on July 1, 2010.													
Signed as a free agent on Nov. 30, 2010.													
Stefan, Patrik	C	13, 27	1999-00 to 2005-06	414	59	118	177	148	-	-	-	-	-
Selected in the first round, first overall, in the 1999 NHL Entry Draft. Traded to Dallas with Jaroslav Modry for Niko Kapanen and a seventh-round selection (Will O'Neil) in the 2006 NHL Entry Draft on June 24, 2006.													
Sterling, Brett	LW	21	2007-08 to 2009-10	19	2	2	4	16	-	-	-	-	-
Selected in the second round, 41st overall, in the 2005 NHL Entry Draft. Traded to San Jose with Mike Vernace on June 23, 2010.													
Stewart, Anthony	RW	22	2009-10 to 2010-11	80	14	25	39	55	-	-	-	-	-
Signed as an unrestricted free agent on July 10, 2009. Became a free agent on July 1, 2011.													
Stewart, Karl	LW	42	2003-04 to 2005-06	13	0	1	1	19	-	-	-	-	-
Signed as an unrestricted free agent on Sept. 28, 2001. Traded to Anaheim with a second-round selection (later traded to Colorado, Colorado selected T.J. Galiardi) in the 2007 NHL Entry Draft and future considerations for Vitaly Vishnevski on Aug. 17, 2006.													
Stuart, Colin	LW	49	2007-08 to 2008-09	51	8	5	13	24	-	-	-	-	-
Selected in the fifth round, 135th overall, in the 2001 NHL Entry Draft. Traded to Toronto with Garnet Exelby for Pavel Kubina and Tim Stapleton on July 1, 2009.													
Stuart, Mark	D	5	2010-11 to Current	23	1	0	1	4	-	-	-	-	-
Acquired from Boston with Blake Wheeler for Rich Peverley and Boris Valabik on Feb. 18, 2011.													
Sutton, Andy	D	25	2001-02 to 2006-07	273	21	66	87	474	4	0	0	0	10
Acquired from Minnesota for Hnat Domenichelli on Jan. 22, 2002. Became a free agent on July 1, 2007.													
Svartvadet, Per	C	39	1999-00 to 2002-03	247	17	34	51	58	-	-	-	-	-
Acquired from Dallas for a sixth-round selection (Justin Cox) in the 1999 NHL Entry Draft on June 26, 1999. Became a free agent on July 1, 2003.													
Swanson, Brian	C	29	2003-04	2	0	1	1	0	-	-	-	-	-
Signed as an unrestricted free agent on July 24, 2003. Became a free agent on July 1, 2004.													
Sylvester, Dean	RW	11	1999-00 to 2000-01	95	21	16	37	32	-	-	-	-	-
Acquired from Buffalo for future considerations on June 25, 1999. Became a free agent on July 1, 2001.													
Tamer, Chris	D	4	1999-00 to 2003-04	339	12	38	50	503	-	-	-	-	-
Selected from NY Rangers in Expansion Draft on June 25, 1999. Became a free agent on July 1, 2004.													
Tapper, Brad	RW	19, 18	2000-01 to 2002-03	71	14	11	25	72	-	-	-	-	-
Signed as an unrestricted free agent on Apr. 11, 2000. Traded to Ottawa for Daniel Corso on Jan. 6, 2004.													
Thorburn, Chris	RW	27	2007-08 to Current	313	25	40	65	362	-	-	-	-	-
Acquired from Pittsburgh for a third-round selection (Robert Bortuzzo) in the 2007 NHL Entry Draft on June 22, 2007.													
Tjarnqvist, Daniel	D	36	2001-02 to 2003-04	218	10	43	53	60	-	-	-	-	-
Acquired from Florida with Gord Murphy, Herbert Vasiljevs and a sixth-round selection (later traded to Dallas, Dallas selected Justin Cox) in the 1999 NHL Entry Draft for Trevor Kidd on June 25, 1999. Became a free agent on July 1, 2004.													

JETS TEAM HISTORY

ALL-TIME PLAYER REGISTER

PLAYER	POS.	NO.	SEASON(S)	REGULAR SEASON					PLAYOFFS				
				GP	G	A	PTS	PIM	GP	G	A	PTS	PIM
Tkachuk, Keith	C	8	2006-07	18	7	8	15	34	4	1	2	3	12
Acquired from St. Louis for C Glen Metropolit, a first-round selection (later traded to Calgary, Calgary selected Mikael Backlund) and a third-round selection (Brett Sonne) in the 2007 NHL Entry Draft and a second-round selection (Philip McRae) in the 2008 NHL Entry Draft and a first-round selection (later traded to Atlanta, Atlanta selected Zach Bogosian) in the 2008 NHL Entry Draft. Traded to St. Louis with future considerations, which gave the Thrashers a first-round selection (Zach Bogosian) in the 2008 NHL Entry Draft.													
Tremblay, Yannick	D	38	1999-00 to 2003-04	300	33	74	107	144	-	-	-	-	-
Selected from Toronto in Expansion Draft on June 25, 1999. Became a free agent on July 1, 2004.													
Valabik, Boris	D	5, 48	2007-08 to 2010-11	80	0	7	7	210	-	-	-	-	-
Selected in the first round, 10th overall, in the 2004 NHL Entry Draft.													
Vasijevs, Herbert	RW	37	1999-00 to 2000-01	28	5	5	10	18	-	-	-	-	-
Acquired from Florida with Gord Murphy, Daniel Tjarnqvist and a sixth-round selection (later traded to Dallas, Dallas selected Justin Cox) in the 1999 NHL Entry Draft for Trevor Kidd on June 25, 1999. Became a free agent on July 1, 2001.													
Vigier, J.P.	RW	11, 29, 47	2000-01 to 2006-07	213	23	23	46	97	-	-	-	-	-
Signed as an unrestricted free agent, March 24, 2000. Became a free agent on July 1, 2007.													
Vishnevski, Vitaly	D	3	2006-07	52	3	9	12	31	-	-	-	-	-
Acquired from Anaheim in for Karl Stewart and a second-round selection (later traded to Colorado, Colorado selected T.J. Galiardi) in the 2007 Entry Draft. Traded to Nashville for Eric Belanger on Feb. 10, 2007.													
Vujtek, Vladimir	LW	9	1999-00	3	0	0	0	0	-	-	-	-	-
Signed as an unrestricted free agent on July 15, 1999. Became a free agent on July 1, 2000.													
Vyshedkevich, Sergei	D	3	1999-00 to 2000-01	30	2	5	7	16	-	-	-	-	-
Acquired from New Jersey for future considerations on June 25, 1999. Traded to Anaheim with Scott Langkow for Ladislav Kohn on Feb. 9, 2001.													
Weaver, Mike	D	43	2001-02 to 2003-04	57	0	6	6	30	-	-	-	-	-
Signed as an unrestricted free agent on June 15, 2000. Became a free agent on July 1, 2004.													
Welch, Noah	D	26	2010-11	2	0	0	0	0	-	-	-	-	-
Signed as an unrestricted free agent on July 13, 2009. Became a free agent on July 1, 2011.													
Wheeler, Blake	RW	26	2010-11 to current	23	7	10	17	14	-	-	-	-	-
Acquired from Boston with Mark Stuart for Rich Peverley and Boris Valabik on Feb. 18, 2011.													
White, Todd	C	12	2007-08 to 2009-10	221	43	93	136	84	-	-	-	-	-
Signed as an unrestricted free agent on July 1, 2007. Traded to the New York Rangers on August 2, 2010.													
Williams, Jason	RW	14	2008-09	41	7	11	18	8	-	-	-	-	-
Signed as an unrestricted free agent on July 14, 2008. Traded to Columbus for Clay Wilson and a sixth-round selection (later traded to Chicago, Chicago selected David Pacan) in the 2009 NHL Entry Draft on Jan. 14, 2009.													
Zhitnik, Alexei	D	77	2006-07 to 2007-08	83	5	17	22	72	4	0	0	0	4
Acquired from Philadelphia for Braydon Coburn on Feb. 24, 2007. Contract bought out on June 30, 2008.													
Zubarev, Andrey	D	51	2010-11	4	0	1	1	4	-	-	-	-	-
Selected in the sixth round, 187th overall, in the 2005 NHL Entry Draft. Became a free agent on July 1, 2011.													

JETS TEAM HISTORY

ALL-TIME PLAYER, COACHES & CAPTAINS REGISTER

GOALTENDERS

GOALTENDER	NO.	SEASON(S)	REGULAR SEASON				PLAYOFFS			
			GP	W-L-OT	SO	GAA	GP	W-L-OT	SO	GAA
Berkhoel, Adam	33	2005-06	9	2-4-1	0	3.80	-	-	-	-
Acquired from Chicago for future considerations on June 27, 2004. Became a free agent on July 1, 2006.										
Cassivi, Frederic	35	2001-02 to 2002-03	8	3-4-0	0	3.89	-	-	-	-
Acquired from Colorado for Brett Clark on Jan. 24, 2002. Became a free agent on July 1, 2003.										
Dafoe, Byron	34	2002-03 to 2003-04	35	9-22-2	0	3.72	-	-	-	-
Signed as an unrestricted free agent on Nov. 19, 2002. Became a free agent on July 1, 2004.										
Dunham, Mike	1	2005-06	17	8-5-2	1	2.77	-	-	-	-
Signed as an unrestricted free agent on Sept. 2, 2005. Became a free agent on July 1, 2006.										
Fankhouser, Scott	30	1999-00 to 2000-01	23	4-12-2	0	3.31	-	-	-	-
Signed as an unrestricted free agent on Aug. 24, 1999. Became a free agent on July 1, 2001.										
Garnett, Michael	35	2005-06	24	10-7-4	2	3.44	-	-	-	-
Selected in the third round, 80th overall, in the 2001 NHL Entry Draft. Became a free agent on July 1, 2007.										
Hedberg, Johan	1	2006-07 to 2009-10	137	57-47-14	4	3.08	2	0-2-0	0	2.56
Signed as an unrestricted free agent on July 1, 2006. Became a free agent on July 1, 2010.										
Hnilicka, Milan	33	2000-01 to 2002-03	117	29-65-13	5	3.29	-	-	-	-
Signed as an unrestricted free agent on July 28, 2000. Traded to Los Angeles for future considerations on Sept. 15, 2003.										
Langkow, Scott	35	1999-00	15	3-11-0	0	4.31	-	-	-	-
Acquired from Phoenix for future considerations on June 25, 1999. Traded to Anaheim with Sergei Vyshedkevich for Ladislav Kohn on Feb. 9, 2001.										
Lehtonen, Kari	32	2003-04 to 2009-10	204	94-83-17	14	2.87	2	0-2-0	0	5.59
Selected in the first round, second overall, in the 2001 NHL Entry Draft. Traded to Dallas in exchange for Ivan Vishnevskiy and a fourth-round pick on February 9, 2010.										
Mannino, Peter	34	2010-11 to Current	2	0-0-0	0	4.11	-	-	-	-
Signed as a free agent on July 6, 2009.										
Maracle, Norm	34	1999-00 to 2001-02	46	6-28-5	1	3.45	-	-	-	-
Selected from Detroit in the Expansion Draft on June 25, 1999. Became a free agent on July 1, 2002.										
Mason, Chris	34	2010-11 to Current	33	13-13-3	1	3.39	-	-	-	-
Signed as an unrestricted free agent on July 1, 2010.										
Nurminen, Pasi	31	2001-02 to 2003-04	125	48-54-12	5	2.98	-	-	-	-
Selected in the sixth round, 189th overall, in the 2001 NHL Entry Draft. Retired on Aug. 26, 2005.										
Pavelec, Ondrej	33, 31	2007-08 to Current	119	41-51-16	6	3.03	-	-	-	-
Selected in the second round, 41st overall, in the 2005 NHL Entry Draft.										
Rhodes, Damian	1	1999-00 to 2001-02	81	14-48-11	1	3.60	-	-	-	-
Acquired from Ottawa for future considerations on June 18, 1999. Became a free agent on July 1, 2002.										
Shields, Steve	30, 31	2005-06	5	1-2-1	0	4.28	-	-	-	-
Signed as an unrestricted free agent on Oct. 27, 2005. Became a free agent on July 1, 2006.										
Tabaracci, Rick	31	1999-00	1	0-1-0	0	4.07	-	-	-	-
Signed as an unrestricted free agent on Nov. 3, 1999. Traded to Colorado for Shean Donovan on Dec. 8, 1999.										

ALL-TIME COACHES & CAPTAINS

HEAD COACHES

Name	Dates	G	W	L	OT	PCT
Craig Ramsay	June 24, 2010 to April 10, 2011	82	34	36	12	.488
John Anderson	June 20, 2008 to April 14, 2010	164	70	75	19	.485
Don Waddell	Oct. 18, 2007 to June 19, 2008	76	34	34	8	.500
Bob Hartley	Jan. 14, 2003 to Oct. 17, 2007	291	136	123	32	.522
Don Waddell*	Dec. 27, 2002 to Jan. 13, 2003	10	4	5	1	.450
Curt Fraser	Oct. 2, 1999 to Dec. 26, 2002	279	64	184	31	.285

TEAM CAPTAINS

Season	Captain
2010-11:	Andrew Ladd
2009-10:	Ilya Kovalchuk
2008-09:	Ilya Kovalchuk
2007-08:	Bobby Holik
2006-07:	Scott Mellanby
2005-06:	Scott Mellanby
2003-04:	Shawn McEachern
2002-03:	Shawn McEachern
2001-02:	Ray Ferraro
2000-01:	Steve Staios
1999-00:	Kelly Buchberger

ASSISTANT COACHES

Season	Assistant Coaches
2010-11:	John Torchetti, Mike Stothers, Clint Malarchuk
2009-10:	Randy Cunneynworth, Todd Nelson, Steve Weeks
2008-09:	Randy Cunneynworth, Todd Nelson, Steve Weeks
2007-08:	Brad McCrimmon, Steve Weeks
2006-07:	Brad McCrimmon, Steve Weeks
2005-06:	Brad McCrimmon, Steve Weeks
2003-04:	Brad McCrimmon, Steve Weeks
2002-03:	Tim Bothwell, Steve Weeks
2001-02:	Tim Bothwell, Steve Weeks
2000-01:	George Kingston, Jay Leach
1999-00:	George Kingston, Jay Leach







**OFFICIAL PARTNER OF
THE WINNIPEG JETS.**