

FREDERICK KEYS MEDIA GUIDE 2013



Advanced Class-A Affiliate of The Baltimore Orioles

www.FREDERICKKEYS.COM



Table of Contents

General Info

Front Office Staff	2
Harry Grove Stadium	3
2012 Schedule	4

Keys Managers and Coaches

Management	13
Manager	14
Coaches and Training Staff	15

2013 Frederick Keys

Meet the Keys	18
Frederick Keys Baseball Network	38

2012 Review

2012 Year in Review	40
2012 Game-by-Game Results	41
2012 Keys Statistics	45
2012 Transactions	47

Carolina League in 2012


General Information	50
2011 Carolina League Standings	51
2011 Carolina League Awards	52
2011 Carolina League Leaders – Hitting	53
2011 Carolina League Leaders – Pitching	54

Baltimore Orioles Farm System

Orioles Top 30 Prospects	56
Organizational Leaders	57
2012 Team-by-Team Statistics	58

Keys History

History of the Frederick Keys	70
Keys All-Time Roster	74
Keys to the Majors	81
Keys Single Game Records	84
Keys Single Season Records	85
Keys Career Records	87
Keys Award Winners	88
Last Time it Happened...	89
Keys Opening Day Lineups	90
Keys in the Playoffs	91
Year-by-Year Standings	97
Keys Attendance Records	99
Year-by-Year Statistics	100





Frederick Keys Front Office

GENERAL TEAM INFO

Harry Grove Stadium
 21 Stadium Drive
 Frederick, MD 21703
 Main: 1-877-8-GO-KEYS
 Office: (301) 662-0013
 Tickets: (301) 815-9900
 Fax: (301) 662-0018
 FrederickKeys.com



MANAGEMENT

Ownership

Operated by Maryland Baseball Holdings LLC
 President

Ken Young

Front Office Staff

General Manager
 Assistant General Manager
 Assistant General Manager
 Director of Ticket Operations
 Group Sales Manager
 Account Manager
 Account Manager
 Account Manager
 Account Manager and Broadcaster
 Promotions Manager
 Marketing and Sponsorship Manager
 Office Manager
 Finance Manager
 Stadium Operations Manager
 Head Groundskeeper
 Clubhouse Manager
 Creative Production Assistant
 Public Relations Assistant
 Box Office Assistant
 Box Office Assistant
 General Manager – Ovations

Dave Ziedelis
 Branden McGee
 Adam Pohl
 Felicia Adamus
 Matt Miller
 Catherine Larkin
 Joe Welch
 Donny Lawson
 Tim Murray
 Brandon Apter
 Bridget McCabe
 Barb Freund
 Tami Hetrick
 Kari Collins
 Brian Eiche
 Aaron Boone
 Sean Clark
 Mike Mueller
 Jack Greene
 Ben Sealy
 Anita Clarke



2012 REVIEW

CAROLINA LEAGUE



HISTORY





Harry Grove Stadium



21 Stadium Dr. Frederick, MD 21703
Office: (301) 662-0013 or 1-877-846-5397
Fax: (301) 662-0018

Location

Exit 54 off I-70. Exit 32 off I-270. Approximately 32 miles from the Washington Beltway (I-495) and 38 miles from the Baltimore Beltway (I-695).

CAPACITY*	
Field Seating	1,200
General Admission	4,200
Lawn (Overflow Seating)	2,500
Sky Boxes	96
Total	7,996
TICKET PRICES*	
Youth/Senior/Military General Admission	\$6.00
Adult General Admission	\$9.00
Youth/Senior/Military Reserved Seating	\$7.00
Adult Reserved Seating	\$10.00
Adult Field Seating	\$12.00

*Day of Game charge: \$2.00

Ticket Office Hours

Non-game Days: Monday - Friday: 9:00 AM - 5:00 p.m.

Game Days: 9:00 AM - End of game

Mattress Warehouse Club: An upscale menu served buffet-style in a climate-controlled restaurant. Café guests view the game from club box seats on the second level of Harry Grove Stadium, and are treated to wait service throughout the game. \$38 per person on Fireworks Night, \$36 per adult on non-Fireworks Nights, and \$25 per youth on non-Fireworks nights. Call (301) 815-9900 to make your reservation.

GENERAL TEAM
INFO

MANAGEMENT



2012 REVIEW

CAROLINA
LEAGUE



HISTORY



2013 Keys Schedule

GENERAL TEAM INFO	DATE	TIME	OPPONENT	PROMOTION
	Fri., April 5	7 p.m.	Salem	Fireworks VIP Reception in MW Club Keys Calendar giveaway Keys Magnet Schedule giveaway
MANAGEMENT	Sat., April 6	2 p.m.	Salem	NHL Day - Peter Bondra and Slapshot appearance Keys Calendar giveaway Keys Magnet Schedule giveaway
	Sun., April 7	2 p.m.	Salem	Argo Day Sunday Funday Keys Calendar giveaway Keys Magnet Schedule giveaway
	Tue., April 9	7 p.m.	Winston-Salem	Guaranteed Win
2012 REVIEW	Wed., April 10	7 p.m.	Winston-Salem	
	Thu., April 11th	7 p.m.	Winston-Salem	Throwback Thursday
	Fri., April 12	7:05 p.m.	at Wilmington	
	Sat., April 13	6:05 p.m.	at Wilmington	
	Sun., April 14	1:35 p.m.	at Wilmington	
CAROLINA LEAGUE	Mon., April 15	7 p.m.	Lynchburg	Kids Eat Free
	Tue., April 16	7 p.m.	Lynchburg	Guaranteed Win
	Wed., April 17	7 p.m.	Lynchburg	
HISTORY	Thu., April 18	7:05 p.m.	at Potomac	
	Fri., April 19	7:05 p.m.	at Potomac	
	Sat., April 20	6:35 p.m.	at Potomac	
	Sun., April 21	1:05 p.m.	at Potomac	
	Mon., April 22	7:05 p.m.	at Myrtle Beach	
	Tue., April 23	7:05 p.m.	at Myrtle Beach	
	Wed., April 24	7:05 p.m.	at Myrtle Beach	
	Thu., April 25	7:05 p.m.	at Myrtle Beach	



2013 Keys Schedule

DATE	TIME	OPPONENT	PROMOTION	GENERAL TEAM INFO
Fri., April 26	7 p.m.	Carolina	Fireworks Family Fitness Weekend Youth t-shirt giveaway	GENERAL TEAM INFO
Sat., April 27	2 p.m.	Carolina	Family Fitness Weekend Youth water bottle giveaway	
Sun., April 28	2 p.m.	Carolina	Zoo and Wildlife Education Day Sunday Funday Postgame Zumba	
Mon., April 29	7 p.m.	Myrtle Beach	Kids Eat Free	MANAGEMENT
Tue., April 30	7 p.m.	Myrtle Beach	Guaranteed Win	
Wed., May 1	7 p.m.	Myrtle Beach	Deaf and Hard of Hearing Night	
Thu., May 2	11 a.m.	Myrtle Beach	Senior Day Senior Day Brunch in MW Club	Keys
Fri., May 3	7:15 p.m.	at Carolina		
Sat., May 4	6:15 p.m.	at Carolina		
Sun., May 5	2 p.m.	at Carolina		2012 REVIEW
Mon., May 6	7 p.m.	at Winston-Salem		
Tue., May 7	7 p.m.	at Winston-Salem		
Wed., May 8	7 p.m.	at Winston-Salem		CAROLINA LEAGUE
Fri., May 10	7 p.m.	Wilmington	Fireworks Casino Night Keys for Reading weekend	
Sat., May 11	6 p.m.	Wilmington	Fireworks Manny Machado bobblehead giveaway Keys for Reading weekend	
Sun., May 12	2 p.m.	Wilmington	Keys for Reading weekend Mother's Day Brunch in MWC Sunday Funday	HISTORY
Mon., May 13	7 p.m.	Wilmington	Kids Eat Free	
Tue., May 14	6:05 p.m.	at Lynchburg		



2013 Keys Schedule

GENERAL TEAM INFO	DATE	TIME	OPPONENT	PROMOTION
	Wed., May 15	6:05 p.m.	at Lynchburg	
	Thu., May 16	6:05 p.m.	at Lynchburg	
	Fri., May 17	7:05 p.m.	at Salem	
MANAGEMENT	Sat., May 18	6:05 p.m.	at Salem	
	Sun., May 19	4:05 p.m.	at Salem	
	Tues., May 21	7 p.m.	Potomac	Guaranteed Win
	Wed., May 22	7 p.m.	Potomac	\$2 Pepsi Bottle Night
	Thurs., May 23	11 a.m.	Potomac	History Day Throwback Thursday
	Fri., May 24	7 p.m.	Salem	Fireworks Kids Club Ice Cream Social
	Sat., May 25	6 p.m.	Salem	Fireworks Man on Fire
	Sun., May 26	6 p.m.	Salem	Fireworks Girls Night Out Diamond Dig
2012 REVIEW				
CAROLINA LEAGUE	Mon., May 27	5 p.m.	at Winston-Salem	
	Tues., May 28	7 p.m.	at Winston-Salem	
	Wed., May 29	7 p.m.	at Winston-Salem	
	Thu., May 30	7 p.m.	at Winston-Salem	
	Fri., May 31	7:05 p.m.	at Wilmington	
	Sat., June 1	6:05 p.m.	at Wilmington	
	Sun., June 2	1:35 p.m.	at Wilmington	
	Mon., June 3	7 p.m.	Lynchburg	Kids Eat Free
HISTORY	Tue., June 4	7 p.m.	Lynchburg	Guaranteed Win



2013 Keys Schedule

DATE	TIME	OPPONENT	PROMOTION	GENERAL TEAM INFO
Wed., June 5	7 p.m.	Potomac	Celtic Night Pregame Bagpipers and Dancers Belly Buster Picnic	MANAGEMENT
Thu., June 6	7 p.m.	Potomac	Dog Days of Summer Throwback Thursday	
Fri., June 7	7:05 p.m.	at Potomac		
Sat., June 8	6:35 p.m.	at Potomac		
Sun., June 9	1:05 p.m.	at Potomac		
Mon., June 10	7:05 p.m.	at Myrtle Beach		Keys
Tue., June 11	7:05 p.m.	at Myrtle Beach		
Wed., June 12	7:05 p.m.	at Myrtle Beach		
Thu., June 13	7 p.m.	Potomac	Peanut Free Night Throwback Thursday	2012 REVIEW
Fri., June 14	7 p.m.	Potomac	Fireworks Going Green Night Keys for Reading Weekend	
Sat., June 15	6 p.m.	Potomac	Fireworks Jimmy Buffett Night Courtyard Luau Keys for Reading Weekend	
Sun., June 16	2 p.m.	Lynchburg	Fireworks Father's Day Brunch in MWC Father's Day Ticket Package Sunday Funday	CAROLINA LEAGUE
2013 All-Star Game: California League vs. Carolina League in San Jose				
Fri., June 21	7 p.m.	Myrtle Beach	Fireworks Fredneck Night Sgt. Slaughter appearance	HISTORY
Sat., June 22	6 p.m.	Myrtle Beach	Fireworks Scout Night	
Sun., June 23	6 p.m.	Myrtle Beach	Fireworks Pajama Day Meet the Team Sunday Funday	

GENERAL TEAM INFO	DATE	TIME	OPPONENT	PROMOTION
	Mon., June 24	7:15 p.m.	at Carolina	
	Tue., June 25	7:15 p.m.	at Carolina	
	Wed., June 26	11 a.m.	at Carolina	
	Thu., June 27	7:15 p.m.	at Carolina	
	Fri., June 28	7 p.m.	Winston-Salem	Fireworks 25th Season Celebration 25th Season Card Set giveaway Heartly House Hat Auction
	Sat., June 29	6 p.m.	Winston-Salem	Fireworks Disney Night
	Sun., June 30	6 p.m.	Winston-Salem	Fireworks Faith Night Sunday Funday
	Mon., July 1	7 p.m.	Wilmington	Kid Eat Free Baseball Camp
	Tue., July 2	7 p.m.	Wilmington	Guaranteed Win Baseball Camp Around the World Night
2012 REVIEW	Wed., July 3	7 p.m.	Wilmington	Fireworks Taste of History Night
	Thu., July 4	7:05 p.m.	at Lynchburg	
	Fri., July 5	7:05 p.m.	at Lynchburg	
	Sat., July 6	6:05 p.m.	at Lynchburg	
CAROLINA LEAGUE	Mon., July 8	7:05 p.m.	at Wilmington	
	Tue., July 9	7:05 p.m.	at Wilmington	
	Wed., July 10	7:05 p.m.	at Wilmington	
	Thu., July 11	7:05 p.m.	at Wilmington	
	Fri., July 12	7 p.m.	Carolina	Fireworks Hollywood Stars Night
HISTORY	Sat., July 13	6 p.m.	Carolina	Fireworks Superhero Night Dylan Bundy Bobblehead giveaway
	Sun., July 14	6:00 p.m.	Carolina	Fireworks Sunday Funday



2013 Keys Schedule

DATE	TIME	OPPONENT	PROMOTION
Mon., July 15	7 p.m.	Carolina	Kids Eat Free
Wed., July 17	7 p.m.	Salem	Clue Night \$2 Pepsi Bottle Night MMI Kids Day Belly Buster Picnic
Thu., July 18	12 p.m.	Salem	Super Splash Day
Fri., July 19	7 p.m.	Salem	Fireworks Christmas in July
Sat., July 20	6 p.m.	Salem	Fireworks Salute to the Orioles
Sun., July 21	5 p.m.	at Winston-Salem	
Mon., July 22	7 p.m.	at Winston-Salem	
Tue., July 23	7 p.m.	at Winston-Salem	
Wed., July 24	7:05 p.m.	at Salem	
Thu., July 25	7:05 p.m.	at Salem	
Fri., July 26	7:05 p.m.	at Salem	
Sat., July 27	6:05 p.m.	at Salem	
Mon., July 29	7 p.m.	Lynchburg	Kids Eat Free Baseball Camp
Tue., July 30	7 p.m.	Lynchburg	Guaranteed Win Baseball Camp
Wed., July 31	7 p.m.	Lynchburg	Baseball Camp Belly Buster Picnic
Thu., Aug. 1	7:15 p.m.	at Carolina	
Fri., Aug. 2	7:15 p.m.	at Carolina	
Sat., Aug. 3	6:15 p.m.	at Carolina	
Sun., Aug. 4	6:05 p.m.	at Myrtle Beach	
Mon., Aug. 5	7:05 p.m.	at Myrtle Beach	

**GENERAL TEAM
INFO**

MANAGEMENT



2012 REVIEW

**CAROLINA
LEAGUE**



HISTORY



2013 Keys Schedule

GENERAL TEAM INFO	DATE	TIME	OPPONENT	PROMOTION
	Tue., Aug. 6	7:05 p.m.	at Myrtle Beach	
MANAGEMENT	Thu., Aug. 8	7 p.m.	Carolina	50-cent Hot Dog Night Throwback Thursday
	Fri., Aug. 9	7 p.m.	Carolina	Fireworks Daddy Daughter Date Night
	Sat., Aug. 10	6 p.m.	Carolina	Fireworks Key City Roller Derby pregame demo in parking lot
	Sun., Aug. 11	4 p.m.	Myrtle Beach	Summer Reading Day Sunday Funday
2012 REVIEW	Mon., Aug. 12	7 p.m.	Myrtle Beach	
	Tue., Aug. 13	7 p.m.	Myrtle Beach	Guaranteed Win
	Wed., Aug. 14	7:05 p.m.	at Potomac	
	Thu., Aug. 15	7:05 p.m.	at Potomac	
CAROLINA LEAGUE	Fri., Aug. 16	7:05 p.m.	at Potomac	
	Sat., Aug. 17	6 p.m.	Winston-Salem	Fireworks Cowboy Monkey Rodeo Rubber Ducky giveaway
	Sun., Aug. 18	2 p.m.	Winston-Salem	Summer Reading Day Keyote's Birthday Sunday Funday Meet the Team
	Mon., Aug. 19	7 p.m.	Winston-Salem	Kids Eat Free
HISTORY	Tue., Aug. 20	7 p.m.	Winston-Salem	Guaranteed Win
	Wed., Aug. 21	7 p.m.	Wilmington	Belly Buster Picnic Pirate Night
	Thu., Aug. 22	7 p.m.	Wilmington	Throwback Thursday Dog Days of Summer
	Fri., Aug. 23	7 p.m.	Wilmington	Fireworks Art in the Park Jersey Auction Tim Kurkjian Bobblehead giveaway



2013 Keys Schedule

DATE	TIME	OPPONENT	PROMOTION
Sat., Aug. 24	6:05 p.m.	at Lynchburg	
Sun., Aug. 25	6:05 p.m.	at Lynchburg	
Mon., Aug. 26	7:05 p.m.	at Lynchburg	
Tue., Aug. 27	7:05 p.m.	at Lynchburg	
Wed., Aug. 28	7:05 p.m.	at Salem	
Thu., Aug. 29	7:05 p.m.	at Salem	
Fri., Aug. 30	7:05 p.m.	at Salem	
Sat., Aug. 31	6 p.m.	Potomac	Fireworks Salute to the Gridiron Night
Sun., Sep. 1	6 p.m.	Potomac	Fireworks Guns and Hoses softball game Sunday Funday
Mon., Sep. 2	2 p.m.	Potomac	Fan Appreciation Day Kids Eat Free

GENERAL TEAM
INFO

MANAGEMENT



2012 REVIEW

Kids Eat FREE Mondays – All Kids 12 & under receive a voucher for a free hot dog, chips & soda.

Guaranteed Win Tuesday – If the Keys lose, each fan's ticket will be good for a future Monday – Thursday regular season home game.

Belly Buster Wednesday – All-you-can-eat picnic in the Picnic Pavilion for the months of June, July and August.

Throwback Thursdays – \$2 McCurdy Star Dogs, \$2 peanuts and \$3 domestic beers ball-park-wide.

Thirsty Thursdays – Mattress Warehouse Club ticket special that includes food and beer.

Sunday Funday – Enjoy a game of catch in the Keys outfield for the first half hour when gates open. Player autographs will be available in the Fun Zone during this time as well.

Kids Courtesy Admission – All athletes wearing their youth sports uniform will be admitted for free on games Sunday through Thursday when accompanied by a fan who has purchased a regularly priced adult or senior general admission ticket.

CAROLINA
LEAGUE



HISTORY

KEYS MANAGEMENT

After three seasons leading Delmarva, Ryan Minor comes to Frederick to manage the Keys. Minor had a record of 166-252 with the Shorebirds.





Frederick Keys Management



KEN YOUNG

President
Maryland Baseball Holdings, LLC TM

Ken Young became the President of the Frederick Keys when his ownership group purchased the club along with the Bowie Baysox in the fall of 2006.

Ken has been in the recreational food business for over 30 years since graduating from Penn State University in 1972. Young has been involved in numerous Major League stadiums, arenas, and international events, and has worked in such exciting events as the Super Bowl, the World Series, and the Olympics.

In 1993, Young became President of the Norfolk Tides, the year the team moved into Harbor Park. Young put together an investor group a year earlier to purchase the club from the New York Mets. Since taking over day-to-day control of the Tides, the club has experienced unprecedented success, averaging in excess of 500,000 fans a year.

In 2003, Young led an investment group that purchased the Calgary Cannons. That year, they relocated to Albuquerque, N.M., and have averaged 600,000 fans per year.



DAVE ZIEDELIS

General Manager TM

Dave Ziedelis is in his 25th year in professional sports and has been the GM in Frederick since 2004. Dave has overseen more than \$5 million in stadium renovations since his arrival in Frederick. Before coming to the Keys, Dave worked for the Quad City River Bandits, the St. Louis Cardinals' Single-A affiliate, for five years while most recently serving as the team's Vice President/General Manager. While in that role, Ziedelis was instrumental in the design, construction and implementation of a \$14 million state-of-the-art stadium renovation.

Ziedelis was named the Calvin Falwell Executive of the Year in 2011, recognized as the top GM in the Carolina League. Instrumental in orchestrating a new ten-year lease with the city of Frederick, Ziedelis helped ensure the Keys will stay in Frederick through 2021.

Dave started his career in 1989 with the San Diego Padres, and after several years in San Diego, he moved on to America's Cup '95 Professional Yacht Racing. Dave is a 1988 graduate of Temple University in Philadelphia, and a native to the Boston area. Dave currently resides in Frederick with his wife Kim and daughter Katelin.

GENERAL TEAM
INFO

MANAGEMENT



2012 REVIEW

CAROLINA
LEAGUE



HISTORY



2013 Keys Manager

GENERAL TEAM
INFO



Ryan Minor
Manager

MANAGEMENT

Minor arrives in Frederick for his first season as Keys manager after spending the last three managing Delmarva. Minor, who played in parts of four Major League Baseball seasons, three with the Baltimore Orioles, and played two games with the Keys during a rehab stint in 2000, is entering his sixth season as a coach in the Orioles minor league system.

In his three seasons managing Orioles Class-A affiliate Delmarva, Minor led the Shorebirds to a 166-252 record. Before becoming the Shorebirds' manager in 2010, he spent the '08 and '09 seasons as Delmarva's hitting coach.



Most remembered by Orioles fans for replacing Cal Ripken Jr. in the lineup on Sept. 20, 1998, marking the end of Ripken's record-setting streak of consecutive games played at 2,632, Minor played with the Orioles from 1998-2000 and spent a season with the Montreal Expos in 2001. In 143 Major League games, the vast majority of which he played third base, Minor hit five home runs and drove in 43 batters. Prior to embarking on his professional baseball career, which spanned 10 minor league seasons (1996-2005), Minor played college baseball at Oklahoma University, where he played on the team that won the 1994 College World Series.

2012 REVIEW

He also starred for the Sooners on the basketball team and, as a 6-7 forward, was drafted by the Philadelphia 76ers with the 32nd overall pick in the 1996 NBA draft. Minor, however, chose baseball over basketball and signed with the Orioles, who drafted him in 33rd round of the 1996 MLB draft.

Keys Managers All-Time Records

Name	Year(s)	Record	Winning Percentage
Pete Mackanin	1993	78-62	.557
Jerry Narron	1989	73-65	.529
Orlando Gomez	2010-2012	214-204	.512
Mike O'Berry	1994-1995	144-140	.507
Bien Figueroa	2005-2006	147-144	.505
Dave Cash	2001	70-69	.504
Tommy Thompson	2007-2008	97-96	.503
David Hilton	1997	69-71	.493
Bob Miscik	1992	69-71	.493
Andy Etchebarren	1999	67-71	.486
Julio Garcia	1996	64-68	.485
Dave Macherner	2000	66-71	.481
Wally Moon	1990-1991	132-144	.478
Tom Shields	1998	64-76	.457
Richie Hebner	2008-2009	99-130	.432
Tim Blackwell	1996	3-4	.429
Tom Lawless	2003-2004	112-162	.403
Jack Voigt	2002	47-92	.338

HISTORY

CAROLINA
LEAGUE





2013 Keys Coaching Staff



Kennie Steenstra *Pitching Coach*

Pitching coach for the Keys in 2009, Steenstra returns to Frederick in the same role this season after spending the last three with Bowie. Prior to his season in Frederick, he spent four years as pitching coach in Delmarva.

With the Keys in '09, Steenstra's staff, which included current Orioles Brian Matusz and Zach Britton, went 64-75 with a 4.11 ERA. In Bowie, Steenstra coached Major Leaguers Jim Johnson, David Hernandez and Alfredo Simon and his pitchers helped the Baysox to the Eastern League playoffs last season.

Steenstra's coaching career began in 2004 with the Lincoln Saltdogs of the independent Northern League. He enters his ninth season in Baltimore's organization this year. Steenstra pitched in 11 minor leagues seasons (1992-2002), nine in Triple-A, with seven different organizations, including the Orioles in his final season, 2002. He reached the Majors briefly, pitching in four games with the Chicago Cubs in 1998.



Torre Tyson *Hitting Coach*

A former Single-A manager, Tyson joins the Keys after 10 years with the Yankees' organization. He spent 2011 as the defensive coordinator for New York's minor league system, a position he was promoted to after three years managing low-A Charleston and one season managing high-A Tampa.

Tyson, 37, led the Tampa Yankees to their second straight championship, his first as a manager, in 2011 after spending six seasons in Charleston. He served as the RiverDogs hitting coach in '05 and '06 before becoming their manager in '07, a post he would hold until 2011. Tyson is Charleston's all-time winningest manager, posting a 282-186 record in four seasons.

He played five seasons of minor league baseball (1998-2002) in the Red Sox and Yankees' organizations and one season of independent ball before becoming a coach with the short-season A Staten Island Yankees in 2003. The son of 10-year major leaguer Mike Tyson, a middle infielder who played with St. Louis and the Chicago Cubs, the Keys' Tyson finished his professional playing career with a .262 average, 94 stolen bases and 285 runs, reaching the AA level twice.

GENERAL TEAM
INFO

MANAGEMENT



2012 REVIEW

CAROLINA
LEAGUE



HISTORY



2012 Keys Training Staff

GENERAL TEAM INFO



PATRICK WESLEY

Athletic Trainer

MANAGEMENT

Wesley enters his tenth season with the Orioles organization and fifth with the Frederick Keys as athletic trainer. Wesley began his time with the Orioles as an athletic training intern at the Orioles minor league complex in Sarasota, Fla., in 2003. Afterwards, Wesley spent two seasons with the Bluefield Orioles (2004-05), a season with the Aberdeen Iron-Birds (2006), and two seasons with the Delmarva Shorebirds (2007-08). While with the Shorebirds, Wesley was named the South Atlantic League Trainer of the Year in both seasons. He spent the fall of 2009 as the athletic trainer for the Phoenix Desert Dogs in the Arizona Fall League.



The Centralia, Ill. native worked with Southwestern Illinois College and Morgan State University prior to his time in pro baseball. Wesley earned his degree in Athletic Training from McKendree (IL) College.

Recent Athletic Training Career

2009-current	Athletic Trainer, Frederick Keys, Carolina League
2007-2008	Athletic Trainer, Delmarva Shorebirds, South Atlantic League
2006	Athletic Trainer, Aberdeen IronBirds, New York-Penn League

2012 REVIEW



Kyle Moore

Player-Coach

CAROLINA LEAGUE

Briefly a Key in 2010 and 2011, Moore returns to the Keys as a player-coach this season. A catcher during his two-year minor league career, Moore played 11 games with the Keys. Moore, who has a career batting average of .154, has played for Aberdeen, Delmarva and the Keys. He didn't play in 2012.



Jason Stifler

Bullpen Catcher

HISTORY

After not playing in the 2011 season, Stifler played in just one game last season as a member of the Keys. This season, he returns to the Keys as the bullpen catcher. In 2009 and 2010, Stifler caught 27 games for Aberdeen and Delmarva. His career batting average in the minors is .138

2013 FREDERICK KEYS

Jeremy Nowak led the Keys in hits and batting average in 2012. A return to Frederick in 2013 could lead to even bigger numbers from the switch-hitting outfielder.





2013 Frederick Keys

GENERAL TEAM INFO



Jesse Beal

RHP

Born: July 12, 1990 in Washington, D.C.

High School: South County SS, Lorton, Va.

Ht.: 6-6 **Wt.:** 210 **Bats:** B **Throws:** R

How Obtained: 14th round pick by the Orioles in the 2008 draft

MANAGEMENT

Beal returned to the mound in 2012 with Delmarva after suffering an injury to his pitching shoulder late in the 2010 season that required surgery and kept him out for all of 2011. A 6-6, 210-pound right-hander, he finished last season 2-4 with three saves and a 4.70 ERA in 27 games.

Beal's injury ended his 2010 season with a record of 7-6 and an ERA of 3.86 after nineteen starts for Delmarva. Originally believed to be a right shoulder impingement, the injury was to his labrum.

Beal was drafted by the Orioles in the 14th round of the 2008 draft out of South County Secondary School in Virginia. As a junior he went 8-4 with a 3.07 ERA and in one of his final high school games, he struck out 12 batters. Beal was committed to the University of Maryland but chose to sign with the Orioles, receiving a \$275,000 signing bonus.



2012 REVIEW

Year	Team	W	L	PCT	ERA	G	GS	CG	SHO	SV	SVO	IP	H	R	ER	HR	BB	SO
2008	GCL Orioles	0	1	.000	5.14	5	0	0	0	0	0	7.0	9	4	4	0	1	8
2009	Bluefield Orioles	5	5	.500	4.26	13	13	0	0	0	0	74.0	77	44	35	3	8	41
2010	Delmarva Shorebirds	7	6	.538	3.86	19	19	0	0	0	0	114.1	122	56	49	8	23	64
2012	Delmarva Shorebirds	2	4	.333	4.70	27	0	0	0	3	6	59.1	71	42	31	4	19	45
Minor League Totals		14	16	.467	4.21	64	32	0	0	3	6	254.2	279	146	119	15	51	158

CAROLINA LEAGUE



Sander Beck

RHP

Born: Oct. 3, 1990 in Millersville, Md.

High School: Severn HS, Severna Park, Md.

College: Maryland **Ht.:** 6-3 **Wt.:** 215 **Bats:** R **Throws:** R

How Obtained: 33rd round pick by the Orioles in the 2011 draft

A year after being drafted by the Orioles in the 33rd round of the 2011 MLB draft, Beck signed with Baltimore as a non-drafted free agent following his senior season at Maryland. Beck, 22, pitched in 17 games out of the bullpen for short-season-A Aberdeen after signing last season.



A Marylander from Millersville, Beck went 4-3 with a 2.44 ERA in 44 innings pitched, striking out 59 batters. Beck played for Maryland for four seasons, the last three primarily as a starter. As a senior, the 6-3, 215-pound right-hander started nine games for the Terrapins and made 14 total appearances, finishing with a 6-2 record and 2.87 ERA.

In his final season with the Terps, Beck dominated at home, going 5-0 with a 1.82 ERA and allowing just seven runs in 34.2 innings.

HISTORY

Year	Team	W	L	PCT	ERA	G	GS	CG	SHO	SV	SVO	IP	H	R	ER	HR	BB	SO
2012	Aberdeen IronBirds	4	3	.571	2.44	17	0	0	0	1	2	44.1	28	18	12	4	21	59
Minor League Totals		4	3	.571	2.44	17	0	0	0	1	2	44.1	28	18	12	4	21	59



2013 Frederick Keys



Roderick Bernadina

OF

Born: Aug. 10, 1992 in Willemstad, Curacao

High School: N/A **Ht.:** 6-1 **Wt.:** 162

Bats: R **Throws:** R

How Obtained: Signed as international free agent on 6/31/2009

GENERAL TEAM
INFO

Bernadina played four games in a Keys uniform in 2012 and registered just one hit – a grand slam.

Bernadina's eighth-inning blast helped the Keys to a 10-5 victory at Wilmington on July 23. He was promptly sent back down to Delmarva after the four-game series with the Blue Rocks, but should get the chance to build on his Frederick stats in 2013. Signed by the Orioles just before his 17th birthday, Bernadina, 20, hit .298 and scored 31 runs in 31 games with Delmarva last season after hitting .259 in 30 games with short-season-A Aberdeen.

A 6-1, 162-pound native of Curacao, the right-handed Bernadina will enter his fourth season in professional baseball come April. His left-handed brother, Roger, an outfielder for the Washington Nationals, spent six seasons in the minors before making his major league debut. After the 2011 season, Baseball America rated Baltimore's Bernadina the 22nd-best prospect in the organization.

Year	Team	AVG	G	AB	R	H	2B	3B	HR	RBI	BB	SO	SB	CS	OBP	SLG	OPS
2010	DSL Orioles	.242	70	223	37	54	13	3	1	26	30	38	13	8	.347	.341	.688
2011	GCL Orioles	.239	51	184	30	44	14	3	4	28	22	26	6	2	.341	.413	.754
2012	Aberdeen IronBirds	.259	30	116	19	30	5	1	0	14	9	19	4	0	.313	.319	.632
2012	Frederick Keys	.077	4	13	1	1	0	0	1	4	0	2	0	0	.077	.308	.385
2012	Delmarva Shorebirds	.298	31	104	8	31	4	0	2	12	9	21	3	1	.371	.394	.765
	Minor League Totals	.25	186	640	95	160	36	7	8	84	70	106	26	11	.338	.366	.704



Tim Berry

LHP

Born: March 18, 1991 in San Diego

High School: San Marcos (Calif.) HS

Ht.: 6-3 **Wt.:** 180 **Bats:** L **Throws:** L

How Obtained: 50th round pick by the Orioles in the 2009 draft

MANAGEMENT



2012 REVIEW

After spending all of 2011 in Delmarva, Berry arrived in Frederick after 10 starts with the Shorebirds in 2012. With the Keys, the slender southpaw went 5-5 with a 4.32 ERA in 13 starts and two relief appearances. He was called up to Bowie late in the season, but was lit up for nine runs, seven earned, in 1.2 innings in his only start.

Previously ranked as the 20th-best prospect in the O's system by Baseball America despite being picked in the last round of the 2009 draft and 1,496th overall, Berry impressed in his first two professional seasons. After posting a 1.35 ERA and a strikeout rate of 10.4 per nine innings in his first year for the GCL Orioles, Berry went 3-7 record with a 5.17 ERA in 26 starts as a 20-year old for Delmarva.

Committed to play for the University of Oregon, Berry starred at San Marcos High School in California. He threw a no-hitter early in his senior year, striking out 17 of the 21 batters he faced, but an elbow injury that required Tommy John surgery ended his season shortly after. He led the San Diego area his with 11.34 strikeouts per game as a junior.

CAROLINA
LEAGUE



Year	Team	W	L	PCT	ERA	G	GS	CG	SHO	SV	SVO	IP	H	R	ER	HR	BB	SO
2010	GCL Orioles	0	1	.000	1.35	14	0	0	0	0	1	20	13	9	3	0	14	23
2011	Delmarva Shorebirds	3	7	.300	5.17	26	26	0	0	0	0	116.2	107	70	67	11	61	96
2012	Delmarva Shorebirds	2	7	.222	5.02	10	10	0	0	0	0	52	60	38	29	3	17	44
2012	Frederick Keys	5	5	.500	4.32	15	13	0	0	0	0	75	83	44	36	6	20	61
2012	Bowie Baysox	0	1	.000	37.80	1	1	0	0	0	0	1.2	7	9	7	0	2	4
	Minor League Totals	10	21	.323	4.82	66	50	0	0	0	1	265.1	270	170	142	20	114	228

HISTORY



2013 Frederick Keys

GENERAL TEAM INFO



Torsten Boss

3B

Born: Dec. 27, 1990 in Lowell, Mich.

College: Michigan State

Ht.: 6-0 **Wt.:** 190 **Bats:** L **Throws:** R

How Obtained: 8th round pick by the Orioles in the 2012 Draft

MANAGEMENT

The highest-drafted player out of Michigan State since 2002, Boss was selected by the Orioles in the eighth round of the 2012 first-year player draft. He played in 67 games after being drafted, spending two in a Keys uniform. Between Frederick and Aberdeen, the left-handed hitting third baseman hit .254, whacked five home runs, drove in 27 runs and walked 30 times.

Rated as the 15th-best prospect in the Orioles' system by Baseball America, Boss, 22, received All-Big Ten honors in all three of his seasons at Michigan State, wrapping up his career with a .337 batting average, a .425 on-base percentage, 18 homers, 143 RBIs and 40 doubles. In 2011, Boss hit .370 with a slugging percentage of .589.

Though odds are he'll start his first full season as a professional in Delmarva, a promotion during the season would likely place Boss, who's also the highest-drafted Spartan third baseman since first-rounder Steve Garvey in 1968, in Frederick. Boss also owns the high school record in Michigan for most career triples (28).



Year	Team	AVG	G	AB	R	H	2B	3B	HR	RBI	BB	SO	SB	CS	OBP	SLG	OPS
2012	Frederick Keys	.143	2	7	1	1	0	0	0	0	0	2	0	0	.250	.143	.393
2012	Aberdeen IronBirds	.257	65	237	33	61	14	4	5	27	30	53	9	3	.360	.414	.774
	Minor League Totals	.254	67	244	34	62	14	4	5	27	30	55	9	3	.357	.406	.763

2012 REVIEW



Parker Bridwell

RHP

Born: Aug. 2, 1991 in Hereford, Texas

High School: Hereford (Texas) HS

Ht.: 6-4 **Wt.:** 190 **Bats:** R **Throws:** R

How Obtained: 9th round pick by the Orioles in the 2010 draft

CAROLINA LEAGUE

After garnering the interest of colleges as a quarterback and forgoing a commitment to Texas Tech, Bridwell signed with the Orioles out of his Hereford, Tex., high school in 2010 after being selected in the ninth round of the draft. A long 6-4, 190-pound right-hander, he spent all of 2012 in Delmarva, pitching in 23 games — 22 of which he started — for the Shorebirds.

Bridwell struggled last season, posting a 5-9 record and a 5.98 ERA in 114 innings, while walking 63 and striking out 71. At 21 years old, he's rated as Baltimore's 23rd-best prospect overall and 13th-best pitching prospect by Baseball America, armed with a sinking fastball that lingers in the high 80s and low 90s.



As a senior at Hereford High School, Bridwell finished with a 7-2 record on the mound, posting a 2.26 ERA with 106 strikeouts in 65 innings. A three-sport star, he also threw for 2,669 yards and 24 touchdowns and averaged 12.1 points and 6.3 rebounds during his senior year.

HISTORY

Year	Team	W	L	PCT	ERA	G	GS	CG	SHO	SV	SVO	IP	H	R	ER	HR	BB	SO
2010	GCL Orioles	0	0	.000	5.40	2	2	0	0	0	0	1.2	1	1	1	0	3	4
2010	Aberdeen IronBirds	0	0	.000	0.00	2	0	0	0	0	0	4	3	0	0	0	1	2
2011	Aberdeen IronBirds	2	5	.286	4.53	12	11	0	0	0	0	53.2	56	32	27	2	22	57
2011	Delmarva Shorebirds	0	3	.000	7.06	5	5	0	0	0	0	21.2	23	18	17	0	13	13
2012	Delmarva Shorebirds	5	9	.357	5.98	23	22	1	0	0	0	114.1	122	82	76	15	63	71
	Minor League Totals	7	17	.292	5.58	44	40	1	0	0	0	195.1	205	133	121	17	102	147



2013 Frederick Keys



Steve Bumbry

OF

Born: April 4, 1988 in Baltimore

College: Virginia Tech

Ht.: 5-11 **Wt.:** 185 **Bats:** L **Throws:** L

How Obtained: 12th round pick by the Orioles in the 2009 draft

**GENERAL TEAM
INFO**

After starting the season in Bowie, Bumbry returned to Frederick for his second season with the Keys, hitting .248 with 29 extra-base hits and 32 RBIs while striking out 85 times and walking 27 times in 64 games.

The son of former Oriole Al Bumbry led the Keys in on-base percentage in 2011 by reaching base at a .364 clip and finishing third in the Carolina League in the same category. In 2012, his on-base percentage fell to .337 with the Keys. Bumbry led Frederick in walks with 67 in 2011, good enough for fifth-best in the league. That season he also led the team in total bases (156), doubles (26), and triples (3) while finishing second on the team in slugging percentage (.419) and home runs (11).

Bumbry played three years at Virginia Tech and had a career batting average of .275. In his junior season, Bumbry led Virginia Tech with 10 home runs and was second on the team with nine stolen bases. He also tied for the team lead in triples with three.

Year	Team	AVG	G	AB	R	H	2B	3B	HR	RBI	BB	SO	SB	CS	OBP	SLG	OPS
2009	Aberdeen IronBirds	.234	45	128	15	30	8	3	2	10	20	55	5	3	.342	.391	.733
2010	Delmarva Shorebirds	.263	105	372	42	98	23	9	4	34	38	131	9	11	.337	.406	.743
2011	Delmarva Shorebirds	.297	9	37	9	11	3	0	1	5	4	6	1	1	.395	.459	.854
2011	Frederick Keys	.245	109	372	67	91	26	3	11	37	67	124	11	9	.364	.419	.783
2012	Bowie Baysox	.170	29	88	6	15	4	0	1	6	10	23	1	1	.255	.250	.505
2012	Frederick Keys	.249	64	229	30	57	20	2	7	32	27	85	12	2	.337	.445	.782
	Minor League Totals	.246	361	1226	169	302	84	17	26	124	166	424	39	27	.342	.406	.748



Matt Bywater

LHP

Born: June 15, 1989 in Thousand Oaks, Calif.

College: Pepperdine

Ht.: 6-2 **Wt.:** 190 **Bats:** L **Throws:** L

How Obtained: 7th round pick by the Orioles in the 2010 draft

2012 REVIEW

**CAROLINA
LEAGUE**

A southpaw from the west coast, Bywater spent the majority of 2012 in Frederick after a strong start to the year in low-A Delmarva. The 23-year-old appeared in eight games for the Shorebirds, posting a 1.56 ERA, before being promoted to the Keys in just his second season of professional baseball.

Bywater spent most of his time with Frederick working out of the bullpen, though he made five starts. He finished the Keys season with a 5.67 ERA and K/9 rate of 7.24 in 46 innings and was then promoted to double-A Bowie for its playoff run. The Orioles selected Bywater out of Pepperdine in the seventh round of the 2010 draft after a decorated three-year college career with the Waves. Bywater was twice named to the All-West Coast Conference First Team and finished 2010 with four complete games, the most in the NCAA. His first start of 2010 was a complete-game shutout against No. 4 Cal-State Fullerton, a performance that earned him National Pitcher of the Week honors.

Year	Team	W	L	PCT	ERA	G	GS	CG	SHO	SV	SVO	IP	H	R	ER	HR	BB	SO
2011	GCL Orioles	0	0	.000	0.59	6	4	0	0	0	0	15.1	5	2	1	0	9	17
2011	Delmarva Shorebirds	0	4	.000	3.77	9	9	0	0	0	0	45.1	38	22	19	3	32	51
2012	Delmarva Shorebirds	1	1	.500	1.56	8	0	0	0	0	0	17.1	8	4	3	1	5	9
2012	Frederick Keys	1	2	.333	5.67	19	5	0	0	0	0	46	57	32	29	7	14	37
2012	Bowie Baysox	1	0	1.000	0	1	1	0	0	0	0	5	2	0	0	0	0	3
	Minor League Totals	3	7	.300	3.63	43	19	0	0	0	0	129	110	60	52	11	60	117



HISTORY



2013 Frederick Keys

GENERAL TEAM INFO



Miguel Chalas

RHP

Born: June 27, 1992 in Seibo, Dominican Republic

High School: N/A

Ht.: 6-0 **Wt.:** 170 **Bats:** R **Throws:** R

How Obtained: Signed as international free agent on 2/24/10

MANAGEMENT

As a 19-year-old, Chalas started 2012 in Delmarva, quickly becoming a mainstay in the Shorebirds' rotation. Now 20, the righty from the Dominican Republic started 21 games for Delmarva last season, made 24 total appearances and finished 9-8 with a 5.02 ERA.

Chalas, signed as a 17-year-old, started strong in the Orioles' organization, going 5-1 with a 1.72 ERA in the Dominican Summer League in 2010 and 5-3 with a 2.93 ERA in the Gulf Coast League in 2011. Over his three professional seasons, the 6-foot, 170-pound pitcher has struck out batters at a rate of seven per nine innings, though control was an issue at times last season. Chalas walked nearly four batters per nine innings in 2012.



Year	Team	W	L	PCT	ERA	G	GS	CG	SHO	SV	SVO	IP	H	R	ER	HR	BB	SO
2010	DSL Orioles2	5	1	.833	1.72	14	13	2	0	0	0	78.1	56	21	15	1	16	64
2011	GCL Orioles	5	3	.625	2.93	11	7	0	0	0	2	46	46	17	15	1	8	42
2011	Aberdeen IronBirds	0	1	.000	6.75	1	1	0	0	0	0	4	7	5	3	0	0	6
2012	Delmarva Shorebirds	9	8	.529	5.02	24	21	0	0	0	1	113	128	76	63	11	43	76
	Minor League Totals	19	13	.594	3.58	50	42	2	0	0	3	241.1	237	119	96	13	67	188

2012 REVIEW

CAROLINA LEAGUE



Zach Davies

RHP

Born: Feb. 7, 1993 in Chandler, Ariz.

High School: Mesquite (Ariz.) HS

Ht.: 6-0 **Wt.:** 150 **Bats:** R **Throws:** R

How Obtained: 26th round pick by the Orioles in the 2011 draft

While he is undersized, Davies proved in 2012 he can compete at the professional level. A slender right-hander listed at 6-feet tall, Davies spent the entirety of his first season in the minors with Delmarva, finishing with an ERA of 3.86.

Davies pitched in 25 games and started 17 for the Shorebirds, going 5-7 and striking batters out at a clip of 7.2 per nine innings.



The Orioles drafted Davies out of high school with a 26th-round pick in 2011. Currently rated as the 10th-best pitching prospect and 20th-best prospect overall in the O's system by Baseball America, Davies throws a fastball in the high 80s and has three off-speed pitches in his arsenal. During his senior season at Chandler High in Arizona, he went 12-0 with a 1.68 ERA.

Davies was committed to play for Arizona State, but opted to sign with Baltimore rather than play for the Sun Devils.

HISTORY

Year	Team	W	L	PCT	ERA	G	GS	CG	SHO	SV	SVO	IP	H	R	ER	HR	BB	SO
2012	Delmarva Shorebirds	5	7	.417	3.86	25	17	0	0	1	1	114.1	109	52	49	11	46	91
	Minor League Totals	5	7	.417	3.86	25	17	0	0	1	1	114.1	109	52	49	11	46	91



2013 Frederick Keys



Glynn Davis

OF

Born: Dec. 7, 1991 in Baltimore

College: CC of Baltimore County-Catonsville (Md.)

Ht.: 6-3 **Wt.:** 170 **Bats:** R **Throws:** R

How Obtained: Signed as non-drafted free agent on 8/20/10

GENERAL TEAM
INFO

After going undrafted out of junior college, Davis has become the top speedster in the Orioles' system since being signed in 2010. Between Delmarva and Frederick, he stole 37 bases in 47 tries in A ball in 2012. And despite spending most of his college and high school careers as a shortstop, Davis had proven to be a good center fielder in the minors.

Davis played 22 games with the Keys late last season after posting a .252 average in low-A Delmarva while collecting 100 hits and 51 walks in 101 games. In high-A Frederick, where he's likely to start 2013, he hit .256 and swiped eight bases in nine tries.

Baltimore scooped up the 6-3, 175-pound Davis after watching him play for the O's scout team in the summer collegiate Cal Ripken League, though he had been on the Orioles' radar during the spring while playing at the Community College of Baltimore County at Catonsville. Now 21 years old, Davis, rated by *Baseball America* as Baltimore's 14th best prospect, hit .430, blasted 10 homers and stole 35 bases at the junior college.

MANAGEMENT



Year	Team	AVG	G	AB	R	H	2B	3B	HR	RBI	BB	SO	SB	CS	OBP	SLG	OPS
2011	GCL Orioles	.435	6	23	4	10	2	0	1	2	4	3	1	1	.519	.652	1.171
2011	Aberdeen IronBirds	.271	62	255	34	69	14	0	1	14	25	53	23	9	.337	.337	.674
2011	Frederick Keys	.250	1	4	0	1	0	0	0	0	0	1	0	0	.250	.250	.500
2012	Delmarva Shorebirds	.252	101	397	53	100	16	2	0	25	51	91	29	9	.342	.302	.644
2012	Frederick Keys	.256	22	82	11	21	1	1	0	4	12	25	8	1	.358	.293	.651
	Minor League Totals	.264	192	761	102	201	33	3	2	45	92	173	61	20	.347	.323	.670

2012 REVIEW



Nick Delmonico

1B/2B

Born: July 12, 1992 Knoxville

High School: Farragut HS, Knoxville

Ht.: 6-2 **Wt.:** 196 **Bats:** L **Throws:** R

How Obtained: 6th round draft pick by Orioles in 2011 draft

CAROLINA
LEAGUE

Named Most Valuable Player of the South Atlantic League all-star game last season, Delmonico spent the entirety of his first professional season with low-A Delmarva. After 95 games with the Shorebirds, Delmonico injured his knee, sidelining him for the rest of the 2012 season. Seeing time at first and second base, he drove in 54 runs, walked 47 times and 33 of his 84 hits went for extra bases.

Listed as the fourth-best prospect in the Baltimore organization by *Baseball America*, Delmonico was drafted by the Orioles out of Farragut High School in Knoxville, Tenn., in the sixth round of the 2011 first-year player draft. The son of former University of Tennessee baseball coach Rod and brother of former Dodgers minor league pitcher Tony, Delmonico led his high school team to a state title as a senior, going 17-for-31 during the final weeks of its championship run while catching and pitching in relief. Farragut went 38-8 during Delmonico's senior season.



Year	Team	AVG	G	AB	R	H	2B	3B	HR	RBI	BB	SO	SB	CS	OBP	SLG	OPS
2012	Delmarva Shorebirds	.249	95	338	49	84	22	0	11	54	47	73	8	1	.351	.411	.762
	Minor League Totals	.249	95	338	49	84	22	0	11	54	47	73	8	1	.351	.411	.762

HISTORY



2013 Frederick Keys

GENERAL TEAM INFO



Gene Escat

RHP

Born: Sept. 3, 1989 in Hanford, Calif.

College: Fresno State

Ht.: 6-2 **Wt.:** 195 **Bats:** R **Throws:** R

How Obtained: 23rd round draft pick the Orioles in 2012

MANAGEMENT

Escat left Fresno State in 2012 with 100 strikeouts in 104.2 innings, a 9-2 record and a College World Series Championship. The Orioles drafted the Bulldogs' right-handed reliever in the 23rd round of the 2012 draft and sent him to short-season Aberdeen.

With the IronBirds, Escat, 23, pitched 7.2 innings over seven appearances, struck out five batters and compiled a 2.35 ERA. He then went to Delmarva, where he pitched in 18 games, going 3-2 with a 3.96 ERA, and struck out 23 in 35 innings.

Escat, likely to start in Delmarva this year with the opportunity for promotion to Frederick, was a freshman on the 2008 Fresno State team that won the CWS, making 11 appearances and starting one game that year. A native of Oahu, Haw., he lettered in baseball, basketball and water polo for four years at his high school in Hanford, Calif.



2012 REVIEW

Year	Team	W	L	PCT	ERA	G	GS	CG	SHO	SV	SVO	IP	H	R	ER	HR	BB	SO
2012	Aberdeen IronBirds	0	0	.000	2.35	7	0	0	0	0	0	7.2	6	2	2	0	5	5
2012	Delmarva Shorebirds	3	2	.600	3.96	18	0	0	0	1	2	25	24	13	11	3	8	23
	Minor League Totals	3	2	.600	3.58	25	0	0	0	1	2	32.2	30	15	13	3	13	28

CAROLINA LEAGUE



Jason Esposito

3B

Born: July 19, 1990 in Bethany, Conn.

College: Vanderbilt

Ht.: 6-2 **Wt.:** 200 **Bats:** R **Throws:** R

How Obtained: 15th round pick by the Orioles in the 2008 draft

In his first professional season, Esposito never quite found his groove at the plate or in the field. The Orioles' second-round pick in 2011 out of Vanderbilt, Esposito spent 2012 in low-A Delmarva, playing 123 games for the Shorebirds.



Delmarva's starting third baseman batted .209, drove in 51 runs, slugged five home runs and struck out 113 times. In 119 games at the hot corner, Esposito, 22, committed 26 errors. In his final season at Vanderbilt, Esposito hit .340 with 22 doubles, nine homers and 59 RBIs in 66 games.

Kansas City drafted Esposito out of high school, but the Royals' seventh-round pick in 2008 turned down a reported \$1.5 million deal to go to Vanderbilt. The O's signed Esposito, who closed for his high school with a fastball that touched 90 miles per hour, for \$600,000.

HISTORY

Year	Team	AVG	G	AB	R	H	2B	3B	HR	RBI	BB	SO	SB	CS	OBP	SLG	OPS
2012	Delmarva Shorebirds	.209	123	473	52	99	13	2	5	51	26	113	8	3	.260	.277	.537
	Minor League Totals	.209	123	473	52	99	13	2	5	51	26	113	8	3	.260	.277	.537



2013 Frederick Keys



Zach Fowler

LHP

Born: Feb. 27, 1989 in Texarkana, Texas

College: Texas Tech

Ht.: 6-4 **Wt.:** 205 **Bats:** L **Throws:** L

How Obtained: 34th round pick by the Orioles in the 2011 draft

GENERAL TEAM
INFO

After recovering from Tommy John surgery in 2010, Fowler returned to the mound for Texas Tech and performed well enough to catch the eye of the Orioles, who drafted him in the 34th round that summer.

A southpaw who pitched out of the bullpen as a Red Raider, Fowler, 24, spent the majority of 2012 with Delmarva. He appeared in 20 games for the Shorebirds, struck out 42 batters in 45.1 innings and had an ERA of 3.18. He pitched in seven games for the Keys, posting a 6.55 ERA and pitched three games for triple-A Norfolk.

Before transferring to Texas Tech, Fowler played at Texarkana College, where he went 5-4 as a pitcher and hit .350 with 12 stolen bases. In his lone season at Tech, he posted a 3.38 ERA in 16 innings and made 13 scoreless appearances. At his Texarkana, Tex., high school, Fowler batted .496 with 31 stolen bases during his career while also dominating on the mound.

MANAGEMENT



Year	Team	W	L	PCT	ERA	G	GS	CG	SHO	SV	SVO	IP	H	R	ER	HR	BB	SO
2011	GCL Orioles	0	0	.000	0.00	3	0	0	0	1	1	3	1	0	0	0	0	4
2011	Aberdeen IronBirds	2	0	1.000	1.85	13	0	0	0	0	0	24.1	16	9	5	0	6	16
2012	Norfolk Tides	2	0	1.000	4.50	3	0	0	0	0	0	8	9	4	4	0	4	5
2012	Delmarva Shorebirds	0	1	.000	3.18	20	0	0	0	2	2	45.1	43	20	16	3	13	42
2012	Frederick Keys	0	1	.000	6.55	7	0	0	0	1	1	11	17	8	8	2	2	10
Minor League Totals		4	2	.667	3.24	46	0	0	0	4	4	91.2	86	41	33	5	25	77

2012 REVIEW



Trent Howard

LHP

Born: Oct. 16, 1989 in Hammond, Ind.

College: Central Michigan

Ht.: 6-2 **Wt.:** 200 **Bats:** L **Throws:** L

How Obtained: 7th round pick by the Orioles in the 2011 draft

CAROLINA
LEAGUE

After starting the season in Delmarva's bullpen, Howard moved into the Keys' starting rotation in May. A 6-2 lefty with a sinking fastball, Howard, 23, pitched in 21 games for Frederick, starting all but three of them in his first full season as a professional. He was 2-0 with a 1.93 ERA in six relief appearances with Delmarva before being called up last year, and finished with a 4.83 ERA and a 4-10 record in Frederick.

Howard was drafted by Baltimore in the seventh round of the 2011 first-year player draft out of Central Michigan, where he spent three seasons pitching for the Chippewas. A three-time all-Mid-American Conference selection, he received first team honors after going 4-4 with a 2.78 ERA in his final collegiate season, striking out 96 batters in 87.1 innings pitched.

As a Chippewa, Howard struck out 13 batters in a contest against Miami of Ohio and struck out the first nine batters against Kent State in 2011. His minor league K/9 rate is 7.13, bolstered by the 45 batters he struck out in 41 innings with Aberdeen after he was drafted.



Year	Team	W	L	PCT	ERA	G	GS	CG	SHO	SV	SVO	IP	H	R	ER	HR	BB	SO
2011	Aberdeen IronBirds	3	2	.600	3.48	11	9	0	0	0	0	41.1	37	20	16	1	14	45
2012	Delmarva Shorebirds	2	0	1.000	1.93	6	0	0	0	0	0	23.1	21	7	5	1	7	16
2012	Frederick Keys	4	10	.286	4.83	21	18	0	0	0	0	100.2	110	71	54	15	26	70
Minor League Totals		9	12	.429	4.08	38	27	0	0	0	0	165.1	168	98	75	17	47	131

HISTORY



2013 Frederick Keys

GENERAL TEAM INFO



Chase Johnson

RHP

Born: April 29, 1988 in Scottsdale, Ariz.

College: South Mountain (Ariz.) CC

Ht.: 6-5 **Wt.:** 245 **Bats:** R **Throws:** R

How Obtained: Signed by Orioles as free agent on 12/14/12

MANAGEMENT

After three years in Philadelphia's system, Johnson was released in March 2012. The 6-5, 245-pound right-handed reliever spent last season with the Amarillo Sox, an independent league club in Pensacola, Fla., before the Orioles signed him in December.

Johnson, 24, went 5-5 with a 3.66 ERA for Amarillo, making 44 appearances, striking out 46 in 46.2 innings and saving 11 games. A 21st round pick of the Phillies in 2009, Johnson reached low-A Lakewood in 2011, throwing 71 innings in 38 games, striking out 64 batters and walking 67. He went 4-6 with a 4.31 ERA the season before he was released.

A Scottsdale, Ariz., native, Johnson was drafted out of South Mountain Community College in Phoenix. During his season with the Cougars, Johnson appeared in 20 games, striking out 37 batters in 25.1 innings.

Year	Club	W	L	ERA	G	GS	CG	SV	IP	H	R	ER	HR	BB	SO
2009	GCL Phillies	0	1	3.94	15	0	0	1	29.2	28	16	13	2	12	35
2010	Williamsport	1	2	2.79	26	0	0	15	29	22	12	9	2	16	32
2011	Lakewood	4	6	4.31	38	0	0	0	71	73	37	34	3	27	64
2012	Amarillo	5	5	3.66	44	0	0	11	46.2	43	24	19	3	22	46
	Totals	5	9	3.89	79	0	0	16	129.2	123	65	56	7	55	131



2012 REVIEW



Devin Jones

RHP

Born: July 4, 1990 in Starkville, Miss.

College: Mississippi State

Ht.: 6-2 **Wt.:** 170 **Bats:** R **Throws:** R

How Obtained: 9th round pick by the Orioles in the 2011 draft

CAROLINA LEAGUE

A hard-throwing pitcher drafted out of Mississippi State, Jones finished 2012 with the Keys in dominant fashion. Promoted from Delmarva in July, he went 7-1 in nine starts with Frederick, posting a 2.80 ERA and throwing two complete games. Prior to his move to the Keys, Jones was used out of the bullpen in Delmarva, striking out 51 batters in 54 innings, saving three games and posting a 2.65 ERA.



Jones was drafted in the ninth round of the 2011 first-year player draft out of MSU, where he was mostly used out of the bullpen. At 6-2, 170 pounds with a fastball that can creep into the mid-90s, Jones saw his strikeout rate cut nearly in half when he moved to the starting rotation last season. His effectiveness, however, improved.

A Mississippi native, Jones was also drafted out of high school by Cleveland but decided to honor his commitment to Mississippi State. If he continues his success from 2012, his potential 2013 stop in Frederick may be a brief one.

HISTORY

Year	Team	W	L	PCT	ERA	G	GS	CG	SHO	SV	SVO	IP	H	R	ER	HR	BB	SO
2011	Aberdeen IronBirds	2	4	.333	6.08	14	0	0	0	2	6	23.2	29	22	16	2	13	21
2012	Delmarva Shorebirds	1	6	.143	2.65	19	0	0	0	3	3	54.1	49	20	16	1	11	51
2012	Frederick Keys	7	1	.875	2.80	9	9	2	0	0	0	54.2	53	18	17	5	12	29
	Minor League Totals	10	11	.476	3.32	42	9	2	0	5	9	132.2	131	60	49	8	36	101



2013 Frederick Keys



Branden Kline

RHP

Born: Sept. 29, 1991 in Frederick, Md.

College: Virginia **Ht.:** 6-3 **Wt.:** 195

Bats: R **Throws:** R

How Obtained: 2nd round pick by the Orioles in the 2012 draft

**GENERAL TEAM
INFO**

Selected by the Orioles in the second round of the 2012 first-year player draft, Frederick-native Kline, who graduated from Governor Thomas Johnson High School in 2009, became the highest-drafted baseball player in the city's history.

A long-limbed, 6-3, 195-pound right-hander, Kline was drafted in the sixth round by Boston in '09 but chose to pitch at the University of Virginia rather than jump to the professional ranks. He spent his first two years in college working out of the bullpen, serving as the Cavaliers closer in 2011. Last year, as a junior, he moved to the rotation and went 6-3 in 72 innings pitched, striking out 76 and walking 31. With a fastball that hovers in the low 90s, Kline put together a stretch of starts in which he struck out 40 batters in 34 innings, allowing only 19 hits and eight walks during that span.

Touted as the Orioles' ninth-best prospect overall and fifth-best pitching prospect by Baseball America, Kline started four games for short-season A affiliate Delmarva in August and September after being drafted, throwing three innings and receiving no decisions in each contest. Kline finished with a 4.50 ERA, allowed 12 hits, walked four batters and struck out 12 during his stint with the IronBirds.

Year	Team	W	L	PCT	ERA	G	GS	CG	SHO	SV	SVO	IP	H	R	ER	HR	BB	SO
2012	Aberdeen IronBirds	0	0	.000	4.50	4	4	0	0	0	0	12	12	7	6	1	4	12
	Minor League Totals	0	0	.000	4.50	4	4	0	0	0	0	12	12	7	6	1	4	12

MANAGEMENT



2012 REVIEW



Gregory Lorenzo

OF

Born: May 31, 1991 in San Pedro de Macoris, Dom. Republic

High School: N/A

Ht.: 6-0 **Wt.:** 160 **Bats:** R **Throws:** R

How Obtained: Signed as international free agent on 7/4/09

Signed as a teenager out of the Dominican Republic, Lorenzo logged batting averages over .300 at each of his three stops in 2012. Now 21, the speedy right-handed outfielder from the Dominican Republic played a total of 53 games with Gulf Coast, Aberdeen and Delmarva, hitting .323 and stealing 16 bases in his fourth professional season.

Lorenzo hit .316 in 25 games rookie ball before being promoted to short-season-A Aberdeen, where he hit .317 in nine games. For his final 18 games, he was promoted to low-A Delmarva where he hit .333. He also went 2-for-3 for the Shorebirds in a game in late June. Power is not Lorenzo's game -- he hit the first three home runs of his career in 2012 -- but speed is -- five of his 12 extra-base hits last season were triples.

Lorenzo committed five errors in 101 chances for a fielding percentage of .952 last season after committing no errors in 2011. He also made five errors in 2012.

Year	Team	AVG	G	AB	R	H	2B	3B	HR	RBI	BB	SO	SB	CS	OBP	SLG	OPS
2009	DSL Orioles/Brewers	.174	26	69	9	12	0	2	0	6	11	17	5	3	.289	.232	.521
2010	DSL Orioles I	.252	69	226	41	57	4	5	0	15	34	49	27	6	.360	.314	.674
2011	GCL Orioles	.232	48	164	25	38	8	6	0	8	14	46	8	5	.298	.354	.652
2012	GCL Orioles	.316	25	76	9	24	4	3	2	7	3	15	4	3	.381	.526	.907
2012	Aberdeen IronBirds	.317	9	41	8	13	1	0	0	6	1	5	6	1	.364	.341	.705
2012	Delmarva Shorebirds	.333	19	72	13	24	2	2	1	3	1	22	6	2	.368	.458	.826
	Minor League Totals	.259	196	648	105	168	19	18	3	45	64	154	56	20	.340	.358	.698

**CAROLINA
LEAGUE**



HISTORY



2013 Frederick Keys

GENERAL TEAM INFO



Kyle Mertins

RHP

Born: Feb. 4, 1988 in Placentia, Calif.

College: Cal State Fullerton

Ht.: 6-2 **Wt.:** 220 **Bats:** R **Throws:** R

How Obtained: Signed as free agent on 1/7/13

MANAGEMENT

A former 28th round selection of the Atlanta Braves, Mertins signed with the Orioles in January after an impressive season with the Sioux Falls Pheasants in the independent American Association. The 25-year-old right-handed reliever finished 2012 with a 1.00 ERA and 4-1 record with four saves in 45 games, compiling a strikeout rate of nine per nine innings.

Mertins, who was rated by Baseball America as the 19th-best prospect in independent baseball, played for the Braves' organization for two seasons after being selected out of Cal State-Fullerton in 2010. He reached low-A Rome at the end of the 2010 campaign and spent his only full season in the Minors there. In 2011, Mertins recorded a 2.25 ERA, six saves and 20 strikeouts in 28 innings. Atlanta released him in March of 2012.

Mertins spent just a season at Cal State-Fullerton after two in junior college, recording scoreless appearances in 21 of his 25 games with the Titans.

Year	Club	W	L	ERA	G	GS	CG	SV	IP	H	R	ER	HR	BB	SO
2010	Braves	0	0	3.00	4	0	0	2	6	4	2	2	0	1	5
2010	Danville	0	1	3.86	7	0	0	4	11.2	7	6	5	0	5	5
2010	Rome	0	2	4.82	9	0	0	0	18.2	20	12	10	3	6	16
2011	Rome	1	3	2.25	22	0	0	6	28	29	13	7	0	9	20
2012	Sioux Falls	4	1	1.00	45	0	0	4	54	36	11	6	1	14	54
	Totals	1	6	3.36	42	0	0	12	64.1	60	33	24	3	21	46

2012 REVIEW

CAROLINA LEAGUE



Michael Mosby

3B

Born: Oct. 30, 1989 in Hawesville, Ky.

College: Wabash Valley (Ill.) CC

Ht.: 6-0 **Wt.:** 195 **Bats:** R **Throws:** R

How Obtained: 14th round pick by the Orioles in 2010 draft

After two seasons in rookie ball, Mosby jumped to advanced-A Frederick in 2012. Mosby, a 23-year-old third baseman, played in 82 games for the Keys, hitting .234 with four home runs and 35 RBIs.



Mosby had never hit above .230 in rookie ball and set career highs in most offensive categories last season. He struggled in the field, committing 19 errors at third base for a fielding percentage of .920.

Drafted by the Orioles out of Wabash Valley College in Illinois in the 14th round of the 2010 draft, Mosby dominated in junior college. He hit .451 with 18 home runs, 82 RBI and stole 19 bases as a sophomore before being drafted.

HISTORY

Year	Team	AVG	G	AB	R	H	2B	3B	HR	RBI	BB	SO	SB	CS	OBP	SLG	OPS
2010	Bluefield Orioles	.167	11	30	4	5	3	0	1	2	6	14	0	0	.306	.367	.673
2010	GCL Orioles	.207	34	111	8	23	4	1	0	9	8	26	1	1	.305	.261	.566
2011	GCL Orioles	.230	50	174	24	40	7	1	7	30	23	36	3	0	.335	.402	.737
2012	Frederick Keys	.234	82	261	22	61	16	3	4	35	26	76	2	6	.308	.364	.672
	Minor League Totals	.224	177	576	58	129	30	5	12	76	63	152	6	7	.316	.356	.672



2013 Frederick Keys



Trent Mummey

OF

Born: Jan. 5, 1989 in Pinson, Ala.

College: Auburn

Ht.: 5-10 **Wt.:** 185 **Bats:** L **Throws:** L

How Obtained: 4th round pick by the Orioles in the 2010 draft

GENERAL TEAM
INFO

Having made five trips to the disabled list in the last two seasons, Mummey's high on the list of Keys in search of a comeback season. A fourth-round pick out of Auburn in 2010, the left-handed center fielder three times ended up on the DL in 2012 with hamstring and concussion injuries and hit .228 with four home runs, 14 doubles, 22 RBIs in 72 games. He also stole 15 bases.

Injuries dogged Mummey in 2011 as well, limiting the former All-Southeastern Conference First Team selection to just 29 games played between stops in Delmarva and Frederick. He combined to hit .292 and steal 19 bases in those 29 games, but a concussion caused by a head-first dive into the outfield wall early in the season and a torn hamstring kept Mummey, 24, off the field.

Previously rated as high as 15th in the Baltimore system by Baseball America, the 5-9, 167-pound Mummey hit .336, slugged .797, and blasted 17 homers during his senior season in college. In his first game with Frederick in 2011, Mummey went 4-for-6, drove in five runs and was just a home run shy of hitting for the cycle.

MANAGEMENT



Year	Team	AVG	G	AB	R	H	2B	3B	HR	RBI	BB	SO	SB	CS	OBP	SLG	OPS
2010	Aberdeen IronBirds	.266	49	207	30	55	16	2	3	24	23	28	6	2	.342	.406	.748
2010	Delmarva Shorebirds	.167	13	54	7	9	0	3	0	5	3	8	2	2	.224	.278	.502
2011	Delmarva Shorebirds	.291	14	55	9	16	2	2	2	12	10	11	12	2	.377	.509	.886
2011	Frederick Keys	.293	15	58	13	17	2	2	1	10	6	8	7	1	.369	.448	.817
2012	Frederick Keys	.228	72	259	40	59	14	1	4	22	35	35	15	7	.323	.336	.659
	Minor League Totals	.246	163	633	99	156	34	10	10	73	77	90	42	14	.331	.379	.71

2012 REVIEW



Connor Narron

UTL

Born: Nov. 12, 1991 in Goldsboro, N.C.

High School: Aycock HS, Pikeville, N.C.

Ht.: 6-3 **Wt.:** 195 **Bats:** B **Throws:** R

How Obtained: 5th round pick by the Orioles in the 2010 draft

CAROLINA
LEAGUE

Narron, son of former New York Yankees catcher Jerry Narron, reached Delmarva last season, spending the whole season with the low-A Shorebirds. Baltimore's fifth-round selection in the 2010 draft, Narron hit .232 in 2012 with 21 doubles, 10 home runs, 58 RBIs, 39 walks and 101 strikeouts in 119 games in 2012.

Baltimore drafted Narron, 21, out of high school, stealing a recruit from the University of North Carolina when the Orioles signed him for \$650,000. Narron improved his power numbers last season, after hitting .211 with no home runs, 10 doubles and 16 RBIs in his first full professional season with Aberdeen in 2011. He played in 71 games with the short-season-A IronBirds. Narron has yet to settle into a position in the minors, playing 51 games at first base, 48 at the corner outfield spots and seven at third base in 2012. With Aberdeen, he played primarily third base. His best fielding position has proven to be first base -- he has a .990 fielding percentage at first in 53 games.



Year	Team	AVG	G	AB	R	H	2B	3B	HR	RBI	BB	SO	SB	CS	OBP	SLG	OPS
2010	GCL Orioles	.206	11	34	0	7	0	0	0	4	2	11	1	0	.282	.206	.488
2010	Aberdeen IronBirds	.121	8	33	1	4	1	0	0	0	3	13	0	0	.216	.152	.368
2011	Aberdeen IronBirds	.211	71	228	18	48	10	0	0	16	49	47	2	0	.359	.254	.613
2012	Delmarva Shorebirds	.232	119	439	49	102	21	1	10	58	39	101	2	3	.300	.353	.653
	Minor League Totals	.219	209	734	68	161	32	1	10	78	93	172	5	3	.316	.307	.622

HISTORY



2013 Frederick Keys

GENERAL TEAM INFO



Jeremy Nowak

OF

Born: March 17, 1988 in Cheektowaga, N.Y.

College: Mount Olive (N.C.)

Ht.: 6-0 **Wt.:** 205 **Bats:** B **Throws:** R

How Obtained: 13th round pick by the Orioles in the 2010 draft

MANAGEMENT

Frederick's leader in batting average for the 2012 season, Nowak hit .281 in 117 games with seven homers, 44 RBIs, 40 walks and 117 strikeouts. A switch-hitting outfielder, he also led Frederick with 26 doubles.

Nowak arrived in Frederick after spending 2011 in Aberdeen and Delmarva. A 25-year-old from Cheektowaga, N.Y., Baltimore drafted Nowak in the 13th-round of the 2010 out of Mount Olive College in North Carolina. At Division II Mount Olive, where he transferred before his senior season, Nowak set single-season records in batting average (.446) and hits (99). He started his season year with a 34-game hit streak and also hit 17 home runs while driving in 81 runs. Nowak was named a first-team All-American that year and finished in the top 12 for the Tino Martinez Division II National Player of the Year Award.



Year	Team	AVG	G	AB	R	H	2B	3B	HR	RBI	BB	SO	SB	CS	OBP	SLG	OPS
2010	Aberdeen IronBirds	.179	52	156	15	28	10	3	1	17	17	56	0	0	.257	.301	.558
2011	Aberdeen IronBirds	.286	8	28	4	8	1	0	2	6	4	7	2	0	.394	.536	.930
2011	Delmarva Shorebirds	.234	62	222	24	52	16	1	3	21	29	51	10	2	.328	.356	.684
2012	Frederick Keys	.281	117	452	61	127	26	1	7	44	40	117	8	5	.340	.389	.729
	Minor League Totals	.251	239	858	104	215	53	5	13	88	90	231	20	7	.324	.369	.693

2012 REVIEW



Michael Ohlman

C

Born: Dec. 14, 1990 in Bradenton, Fla.

High School: Lakewood Ranch (Fla.) HS

Ht.: 6-4 **Wt.:** 205 **Bats:** R **Throws:** R

How Obtained: 11th round pick by the Orioles in the 2009 draft

Ohlman got off to a rocky start in 2012 but rallied to put together his best 50 games as a professional at the end of the season. A right-handed hitting catcher drafted out of high school by the Orioles in 2009, he hit .304 in 51 games with Delmarva last year, doubling 16 times, homering twice and driving in 28 runs. That strong finish then carried over to winter-league play. Ohlman, splitting time between catcher and first base, hit .317 in 43 regular-season games as a member of the Australian Baseball League's Perth Heat. Ohlman hit six home runs, drove in 27 and stole five bases to help Perth reach the playoffs.



Ohlman's strong finish to 2012 came after he missed the first half of the season when he injured his shoulder in a car accident during spring training. Then he was suspended 50 games for violating the Minor League Baseball's Drug Treatment and Prevention program, testing positive for a "drug of abuse" for the second time. A 6-5 catcher from Bradenton, Fla., Ohlman signed a \$995,000 deal after being drafted and spent the last two seasons in Delmarva. He committed to the University of Miami in high school, but opted to take a big payday with the O's.

HISTORY

Year	Team	AVG	G	AB	R	H	2B	3B	HR	RBI	BB	SO	SB	CS	OBP	SLG	OPS
2009	GCL Orioles	.182	4	11	1	2	1	0	0	1	1	3	1	0	.250	.273	.523
2010	Delmarva Shorebirds	.174	34	109	14	19	6	0	2	17	16	34	1	0	.285	.284	.569
2010	Bluefield Orioles	.233	50	150	11	35	8	1	0	20	17	52	2	0	.315	.300	.615
2011	Delmarva Shorebirds	.224	105	375	38	84	15	2	4	51	48	96	1	2	.320	.307	.627
2012	GCL Orioles	.276	8	29	5	8	3	0	1	3	2	10	1	0	.323	.483	.806
2012	Delmarva Shorebirds	.304	51	171	27	52	16	2	2	28	33	27	0	1	.411	.456	.867
	Minor League Totals	.237	252	845	96	200	49	5	9	120	117	222	6	3	.333	.338	.672



2013 Frederick Keys



Joe Oliveira

C

Born: Sept. 30, 1987 in San Diego

College: Pacific

Ht.: 6-0 **Wt.:** 195 **Bats:** R **Throws:** R

How Obtained: 15th round pick by the Orioles in the 2010 draft

**GENERAL TEAM
INFO**

Oliveira spent all of 2012 with Frederick, playing 72 games and hitting .209. A right-handed catcher drafted out the University of the Pacific in the 15th round of the 2010 draft, Oliveira spent 36 games with short-season-A Aberdeen in his first professional season.

A good defensive catcher, he spent about four weeks with the Keys in 2011, hitting .308 in nine games, but was sent down to Delmarva to make room for another catching prospect, Justin Dalles. His promotion to Frederick for the 2012 season didn't yield similar offensive production and a bat to the head in late May caused a laceration that required stitches and sidelined him for over a week.

Oliveira, 25, spent five years at Pacific, hitting .238 for his career. For his final three season, he was named to the watch list for the Johnny Bench Award, given to the nation's best collegiate catcher.

MANAGEMENT



Year	Team	AVG	G	AB	R	H	2B	3B	HR	RBI	BB	SO	SB	CS	OBP	SLG	OPS
2010	Aberdeen IronBirds	.204	36	108	19	22	4	1	0	7	14	21	1	1	.315	.259	.574
2011	Frederick Keys	.308	9	26	3	8	1	1	1	2	2	3	1	0	.357	.538	.895
2011	Delmarva Shorebirds	.252	39	135	17	34	7	0	2	20	14	20	3	0	.329	.348	.677
2012	Frederick Keys	.209	72	220	23	46	8	1	2	14	30	42	7	3	.308	.282	.590
	Minor League Totals	.225	156	489	62	110	20	3	5	43	60	86	12	4	.318	.309	.627

2012 REVIEW



Jerome Pena

2B

Born: Nov. 6, 1988 in Tempe, Ariz.

College: Texas Christian

Ht.: 5-11 **Wt.:** 185 **Bats:** B **Throws:** R

How Obtained: 38th round pick by the Orioles in the 2011 draft

**CAROLINA
LEAGUE**

After spending his first professional season in rookie ball, Pena advanced three levels to reach Frederick for the final month of the 2012 season. A switch-hitting second baseman, the 24-year-old hit .308 in 20 games with the Keys, scoring 12 runs, stealing four bases and striking out 20 times.

Drafted by the Orioles in the 38th round of the 2011 first-year player draft following his junior season at TCU, Pena started 2012 in Aberdeen, played 13 games with the IronBirds and hit .319 before being promoted to Delmarva. With the Shorebirds, he hit just .250 in 21 games but found more success at the plate with the Keys. He hit one home run at each level last season after hitting one in 49 games with the Gulf Coast League Orioles in 2011.

Pena hit 11 homers and drove in 52 runs as a sophomore at TCU, but hit just one and drove in 31 as junior. At 5-11, 185 pounds, Pena was drafted by the Mets in the 40th round of the 2009 draft after he led Western Nevada Community College to the Junior College World Series. He hit .530 with eight home runs as a senior at Cactus Shadows High School.



Year	Team	AVG	G	AB	R	H	2B	3B	HR	RBI	BB	SO	SB	CS	OBP	SLG	OPS
2011	GCL Orioles	.266	49	177	36	47	8	3	1	21	26	40	3	5	.364	.362	.726
2012	Aberdeen IronBirds	.319	13	47	6	15	0	2	1	8	5	12	1	1	.404	.468	.872
2012	Delmarva Shorebirds	.250	21	80	13	20	4	1	1	8	8	19	3	0	.326	.363	.689
2012	Frederick Keys	.308	20	78	12	24	7	0	1	4	6	20	4	0	.365	.436	.801
	Minor League Totals	.277	103	382	67	106	19	6	4	41	45	91	11	6	.361	.390	.751

HISTORY



2013 Frederick Keys

GENERAL TEAM INFO



Mike Planeta

OF

Born: Oct. 17, 1989 in Surprise, Ariz.

College: Glendale (Ariz.) CC

Ht.: 6-4 **Wt.:** 182 **Bats:** R **Throws:** R

How Obtained: 27th round pick by the Orioles in the 2009 draft

MANAGEMENT

After struggling in his first stint in advanced-A baseball, Planeta hit .272 and stole 12 bases in low-A Delmarva. The 23-year-old outfielder opened the 2012 season with the Keys, hitting just .138 in 17 games.

Planeta spent all of 2010 and 2011 with low-A Delmarva after playing rookie ball for the Bluefield Orioles in his first professional season. After being sent down to Delmarva last season, Planeta posted his best numbers with the Shorebirds. In combination with his Keys stats, he set career highs in runs (46), doubles (21), stolen bases (15) and walks (27). Strikeouts have been an issue for Planeta, who whiffed 100 times last season. Planeta was drafted by the Orioles in the 27th round of the 2009 first-year player draft out of Glendale Community College in Arizona. In his lone collegiate season, Planeta hit .327 with 73 hits, 17 doubles, 10 triples and 44 RBIs for the Gauchos.



Year	Team	AVG	G	AB	R	H	2B	3B	HR	RBI	BB	SO	SB	CS	OBP	SLG	OPS
2009	Bluefield Orioles	.288	61	229	29	66	12	2	3	29	9	68	8	5	.320	.397	.717
2010	Delmarva Shorebirds	.226	117	438	36	99	18	3	0	33	18	123	14	8	.264	.281	.545
2011	Delmarva Shorebirds	.220	102	382	40	84	13	3	2	23	14	99	12	6	.251	.285	.536
2012	Frederick Keys	.138	17	58	3	8	2	0	1	3	4	22	3	3	.190	.224	.414
2012	Delmarva Shorebirds	.272	78	294	43	80	19	2	1	27	23	78	12	0	.326	.361	.687
	Minor League Totals	.241	375	1401	151	337	64	10	7	115	68	390	49	22	.279	.315	.595

2012 REVIEW

CAROLINA LEAGUE



Marcel Prado

LHP

Bat-Throw: L-L

Height: 6-1

Weight: 195

Born: September 21, 1989 **Hometown:** Joliet, IL

School: Arizona State University

How Obtained: Signed as free agent on 12/18/12

Signed by the Dodgers as a 16-year-old out of his native Venezuela, Prado spent five seasons in the Los Angeles organization, reaching high-A Inland Empire in 2009. After a year out of baseball in 2011, Prado spent 2012 with the independent El Paso Diablos and was signed by Baltimore in December.

Prado, 25, appeared in 44 games last season, finishing with a 3.37 ERA, 15 saves, 43 strikeouts and 20 walks in 50.2 innings pitched for the Diablos. Prado played independent baseball in 2010 after the Dodgers released him following his season with Inland Empire. In high-A ball, he finished with a 4.06 ERA in 41 games, throwing 44.1 innings and saving seven games. Prado spent the winter pitching for the Bravos de Margarita in the Venezuelan Winter League, posting a 3.58 ERA in 27.2 innings pitched. The Nationals signed Prado in December 2011, but released him less than two weeks before the start of the season.



HISTORY

Year	Club	W	L	ERA	G	GS	CG	SV	IP	H	R	ER	HR	BB	SO
2005	Dodgers	1	2	3.45	9	8	0	0	31.1	18	18	12	2	24	34
2006	Dodgers	0	4	8.85	12	4	0	0	20.1	25	26	20	1	23	19
2007	Dodgers	1	0	1.24	13	4	0	0	36.1	23	9	5	0	23	41
2008	Ogden	1	1	4.86	21	0	0	2	37	39	25	20	1	25	40
2009	Inland Empire	2	2	4.06	41	0	0	7	44.1	48	25	20	2	28	20
2010	Rio Grande Valley	0	2	18.00	4	1	0	0	5	10	11	10	0	7	4
2010	Yuma	0	1	3.60	5	0	0	0	5	4	3	2	2	1	1
2012	El Paso	2	3	3.38	44	0	0	15	50.2	48	23	19	1	20	43
	Minor League Totals	5	9	4.09	96	16	0	9	169.1	153	103	77	6	123	154



2013 Frederick Keys



Matt Price

RHP

Born: Sept. 8, 1989 in Sumter, S.C.

College: South Carolina

Ht.: 6-2 **Wt.:** 215 **Bats:** R **Throws:** R

How Obtained: 7th round pick by the Orioles in the 2012 draft

**GENERAL TEAM
INFO**

A fixture in the bullpen during South Carolina's back-to-back College World Series victories in 2010 and 2011, the Orioles drafted the Gamecocks' right-hander in the seventh round of the 2012 draft. The 22-year-old saved 43 games for South Carolina in his final three seasons after missing most of the 2009 campaign with a broken right wrist.

Price was drafted in the sixth round of the 2011 draft by Arizona, but returned for his junior year, helping the Gamecocks back to the College World Series final for the third straight year. For his career at South Carolina, he struck out 267 batters in 212.1 innings and recorded a 2.76 ERA.

Price went 5-5 with a 3.48 ERA as a senior, starting five games and appearing in 23 more. As a junior he posted a 1.83 ERA in 36 relief appearances, recording 20 saves and striking out 75 batters in 59 innings. Price is a three-time All-Southeastern Conference selection, was named an All-American in 2011 and was selected to the freshman All-America team in 2010. As a senior in high school, he recorded a 7-4 record and a 0.40 ERA.

MANAGEMENT



Mike Recchia

RHP

Born: April 2, 1989 in Crestwood, Ill.

College: Eastern Illinois

Ht.: 6-1 **Wt.:** 210 **Bats:** R **Throws:** R

How Obtained: Signed as free agent on 1/7/13

2012 REVIEW

The Orioles signed Recchia in January after the right-handed pitcher posted an 11-3 record and a 2.51 ERA with independent Windy City. A former New York Yankees farmhand, Recchia, 24, started 20 games for the Thunderbolts last season, striking out 177 batters in 150.1 innings.

Recchia was signed by the Yankees as a non-drafted free agent out of Eastern Illinois in June of 2010 and joined short-season-A Staten Island's bullpen. He struggled in his first professional season, posting a 4.93 ERA, but improved greatly the next season. After a strong start with Staten Island, he was promoted to low-A Charleston, where he went 3-1 with a 2.33 ERA, appearing in 22 games and pitching 46.1 innings. Despite that strong campaign, the Yankees released him after the season.

A three-year collegiate player at Eastern Illinois, Recchia went 16-9 with a 4.20 ERA in his career with the Panthers. As a sophomore, he went 8-2 while striking out 62 batters in 65.2 innings in 13 games, 12 of which he started. His ERA that season was 3.02, second-best in the Ohio Valley Conference and 45th in the nation.

**CAROLINA
LEAGUE**



Year	Club	W	L	ERA	G	GS	CG	SV	IP	H	R	ER	HR	BB	SO
2010	Staten Island	0	1	4.93	22	0	0	1	34.2	30	22	19	1	12	30
2011	Staten Island	3	2	3.00	9	0	0	0	15	18	9	5	0	3	19
2011	Charleston	3	1	2.33	22	0	0	0	46.1	37	15	12	3	10	29
2012	Windy City	11	3	2.51	24	20	6	1	150.1	107	46	42	10	56	177
Minor League Totals		6	4	3.38	53	0	0	1	96	85	46	36	4	25	78

HISTORY



2013 Frederick Keys

GENERAL TEAM INFO



Eduardo Rodriguez

LHP

Born: April 7, 1993 in Valencia, Venezuela

High School: N/A

Ht.: 6-2 **Wt.:** 200 **Bats:** L **Throws:** L

How Obtained: Signed as international free agent on 1/28/10

MANAGEMENT

A lanky southpaw with a tailing fastball that registers in the low 90s, Rodriguez started 22 games for low Class-A Delmarva as a 19-year-old in 2012. Signed by Baltimore out of his native Venezuela in 2010, he compiled a 5-7 record with a 3.70 ERA last season, striking out 73 batters and walking 30. He dominated rookie ball in the Dominican Summer League and the Gulf Coast League, posting a 2.33 ERA in the DSL in '10 and a 1.81 ERA in the GCL in '11.

Likely a top-of-the-rotation starter for the Keys in 2013, Baseball America ranks Rodriguez (6-2, 175 pounds) as Baltimore's fifth-best prospect overall and the Orioles' third-best pitching prospect, behind only Dylan Bundy -- 2012 Key and the top pitching prospect in all of baseball -- and 2012 first-rounder Kevin Gausman -- also a 2012 Key.

If Rodriguez makes it to Baltimore, he would be the first Venezuelan player in O's history to be signed, developed and promoted to the majors by the organization.

Year	Team	W	L	PCT	ERA	G	GS	CG	SHO	SV	SVO	IP	H	R	ER	HR	BB	SO
2010	DSL Orioles	3	4	.429	2.33	12	12	1	1	0	0	65.2	49	26	17	0	28	62
2011	GCL Orioles	1	1	.500	1.81	11	10	0	0	1	1	44.2	28	17	9	0	17	46
2011	Aberdeen IronBirds	0	0	.000	6.75	1	1	0	0	0	0	4	6	3	3	1	1	4
2012	Delmarva Shorebirds	5	7	.417	3.70	22	22	1	0	0	0	107	103	56	44	4	30	73
	Minor League Totals	9	12	0.429	2.97	46	45	2	1	1	1	221.1	186	102	73	5	76	185

2012 REVIEW

CAROLINA LEAGUE



Buddy Sosenoskie

OF

Born: February 28, 1989 in Statesville, N.C.

College: Francis Marion (SC)

Ht.: 6-1 **Wt.:** 190 **Bats:** L **Throws:** L

How Obtained: Signed as free agent on 11/23/12

Undrafted after batting over .390 at Division II Francis Marion his final two collegiate seasons, left-handed outfielder Sosenoskie signed with independent Fargo-Moorhead last summer. Baseball America ranked Sosenoskie as independent baseball's seventh-best prospect after he hit .339 with 18 doubles, two triples, two home runs, 31 RBIs, 35 runs scored and nine stolen bases in 53 games with the RedHawks.

In his final season at FMU, Sosenoskie, Baseball America's preseason D-II Player of the Year, batted .391 with 25 doubles, three triples, two home runs, 56 RBIs and 51 runs scored in 58 games. His junior year he hit .396 with nine triples and finished with a .474 on-base percentage. Sosenoskie started his college career at Virginia Tech, slugging 13 homers a sophomore.

Kansas City drafted Sosenoskie in the 25th round after that 2010 season, but he chose to transfer to FMU rather than go pro. The Orioles signed Sosenoskie in November.

HISTORY

Year	Team	AVG	G	AB	R	H	2B	3B	HR	RBI	BB	SO	SB	CS	OBP	SLG	OPS
2012	Fargo-Moorhead	.339	53	192	35	65	18	2	2	31	5	24	9	8	.357	.484	.841
	Totals	.339	53	192	35	65	18	2	2	31	5	24	9	8	.357	.484	.841



2013 Frederick Keys



Wynston Sawyer

C

Born: Nov. 14, 1991 in San Diego
High School: Scripps Ranch HS, San Diego
Ht.: 6-1 **Wt.:** 181 **Bats:** R **Throws:** R
How Obtained: 8th round pick by the Orioles in the 2010 draft

Sawyer split-time between catcher and first base last season with Delmarva, hitting .221 in 86 games. An eighth-round draft choice by Baltimore in 2010, Sawyer drove in 49 runs and hit two homers, 14 doubles, walked 39 times and struck out 52 times.

Sawyer was committed to the University of California-Riverside, but opted to sign with Orioles rather than play college ball. He spent his first full season in the minors with short-season-A Aberdeen, batting .231. Sawyer cut down on his strikeouts in his second season in the minors and increased his walk totals and on-base percentage. He threw out 16 percent of base stealers in 2012.

As a senior at Scripps Ranch High School in San Diego, Sawyer hit .391 and threw out 59 percent of base stealers.

Year	Team	AVG	G	AB	R	H	2B	3B	HR	RBI	BB	SO	SB	CS	OBP	SLG	OPS
2010	GCL Orioles	.231	9	26	1	6	0	0	1	1	0	2	0	0	.259	.346	.605
2011	Aberdeen IronBirds	.231	71	255	22	59	11	0	3	27	25	61	0	2	.308	.310	.618
2012	Delmarva Shorebirds	.221	86	289	26	64	14	0	2	49	39	52	2	1	.318	.291	.609
	Minor League Totals	.226	166	570	49	129	25	0	6	77	64	115	2	3	.311	.302	.613



Chris Wade

SS

Born: Sept. 25, 1987 in Lexington, Ky.
College: Kentucky
Ht.: 6-0 **Wt.:** 170 **Bats:** R **Throws:** R
How Obtained: Signed as free agent by Orioles on 12/18/12

The Orioles signed Wade in December after posting a .301 average in his second season with the Windy City Thunderbolts, an independent club. A former 11th round pick of the Marlins in the 2009 draft, the 6-0, 170-pound shortstop from Kentucky played two seasons for the Miami organization before being released.

With Windy City, Wade improved in nearly every offensive category last season, stealing 20 bases, driving in 37 runs and homering five times. After signing with the Frontier League team in April of 2011, he hit just .253 for the Thunderbolts. Wade reached advanced-A Jupiter in 2010, but hit just .164 in 19 games. His best offensive stop with the Marlins' organization was short-season-A Jamestown, when he hit .277 and scored 24 runs in 47 games. Defense proved to be a weakness during his two seasons in the Marlins' system, committing 18 errors, though he made just three in 90 games with Windy City in 2012. Wade hit .313, drove in 42 runs and stole 14 bases in the 50 games of his final collegiate season at Kentucky. During his senior high school season, he batted .388 with 38 hits, 32 runs scored, 12 doubles, four home runs, 21 RBI and 14 stolen bases.

Year	Team	AVG	G	AB	R	H	2B	3B	HR	RBI	BB	SO	SB	CS	OBP	SLG	OPS
2009	GCL Marlins	.200	1	5	0	1	1	0	0	0	1	1	0	0	.333	.400	.733
2009	Jamestown	.277	47	166	24	46	6	3	0	18	14	29	5	4	.356	.349	.705
2010	Jupiter	.164	19	61	9	10	1	1	1	7	8	11	3	0	.257	.262	.519
2010	Greensboro	.233	62	223	17	52	19	0	1	17	11	32	10	4	.268	.332	.600
2011	Windy City	.253	87	300	36	76	18	2	2	28	27	30	8	2	.323	.347	.670
2012	Windy City	.301	90	345	48	104	11	1	5	37	34	37	20	6	.375	.383	.758
	Minor League Totals	.240	129	455	50	109	27	4	2	42	34	73	18	8	.301	.330	.631

GENERAL TEAM
INFO

MANAGEMENT



2012 REVIEW

CAROLINA
LEAGUE



HISTORY



2013 Frederick Keys

GENERAL TEAM INFO



Christian Walker

1B

Born: March 28, 1991 in Limerick, Pa.

College: South Carolina

Ht.: 6-0 **Wt.:** 220 **Bats:** R **Throws:** R

How Obtained: 4th round pick by the Orioles in the 2012 draft

MANAGEMENT

A fourth round pick by the Orioles in 2012, Walker helped the University of South Carolina to back-to-back College World Series Championships and a runner-up finish in 2012.

A 6-foot, 220-pound right-handed first baseman, Walker led the Gamecocks in batting average (.321), hits (77), home runs (11), runs (48), RBI (55), walks (51), slugging percentage (.525) and on-base percentage (.450) last season, his junior year. Walker was a key cog in the South Carolina lineup his entire collegiate career and was named first team All-SEC and second-team All-America after the 2012 season.

Walker, 21, began his professional career in short-season-A Aberdeen last summer, hitting .284 in 81 at-bats over 22 games. Ranked as the 12th-best prospect in the Orioles' system by Baseball America, he first gained notoriety by slugging 19 home runs in the 2009 International Power High School Home Run Derby at Tropicana Field in St. Petersburg, out-homer Washington Nationals budding star Bryce Harper.



Year	Team	AVG	G	AB	R	H	2B	3B	HR	RBI	BB	SO	SB	CS	OBP	SLG	OPS
2012	Aberdeen IronBirds	.284	22	81	12	23	5	0	2	9	10	14	2	1	.376	.420	.796
	Minor League Totals	.284	22	81	12	23	5	0	2	9	10	14	2	1	.376	.420	.796

2012 REVIEW



David Walters

RHP

Born: Aug. 13, 1987 in River Hill, Md.

College: Francis Marion (S.C.)

Ht.: 6-3 **Wt.:** 190 **Bats:** R **Throws:** R

How Obtained: Signed as a non-drafted free agent on 6/15/09

CAROLINA LEAGUE

Walters became the Keys' workhorse at the back-end of their bullpen in 2012, appearing in a team-high 45 games and leading Frederick in saves with 12. A 6-2, 200-pound right hander, Walters spent all of 2012 with Frederick after spending 2011 in Delmarva, where he also led the Shorebirds in appearances (48) and saves (30) and finished with a 3.93 ERA.

His ERA fell to 3.55 last season and he improved his strikeout rate from 6.6 per nine innings in 2011 to 7.9 per nine innings in 2012. Walter's solid season, however, wasn't without struggles. He finished with a record of 3-6 and blew seven save opportunities --- the same number of failed opportunities he had the year before -- a stat he'll likely get the chance to improve on this season with the Keys.



Walters, 25, signed with Baltimore in 2009 as a non-drafted free agent after a four-year college career. He spent his junior and senior seasons at Division II's Francis Marion University in South Carolina, helping his team to a league title and NCAA tournament appearance in his senior season.

HISTORY

Year	Team	W	L	PCT	ERA	G	GS	CG	SHO	SV	SVO	IP	H	R	ER	HR	BB	SO
2009	GCL Orioles	0	1	.000	4.50	5	0	0	0	1	2	10	9	5	5	0	0	9
2009	Bluefield Orioles	0	1	.000	4.74	11	0	0	0	1	2	19	21	13	10	2	6	19
2009	Aberdeen IronBirds	0	0	.000	2.70	2	0	0	0	0	0	3.1	2	1	1	0	0	4
2010	Aberdeen IronBirds	2	0	1.000	0.00	9	0	0	0	3	3	10	2	0	0	0	0	4
2010	Delmarva Shorebirds	2	1	.667	4.91	22	0	0	0	4	6	25.2	24	15	14	2	10	15
2011	Delmarva Shorebirds	1	6	.143	3.93	48	0	0	0	30	37	50.1	62	31	22	5	12	35
2012	Norfolk Tides	0	0	.000	11.57	1	0	0	0	0	0	2.1	3	3	3	1	1	1
2012	Frederick Keys	3	6	.333	3.55	45	0	0	0	12	19	58.1	61	27	23	8	15	51
	Minor League Totals	8	15	.348	3.92	143	0	0	0	51	69	179	184	95	78	18	44	138



2013 Frederick Keys



Brenden Webb

OF

Born: Feb. 24, 1990 in San Diego

College: Palomar (Calif.) JC

Ht.: 6-3 **Wt.:** 190 **Bats:** L **Throws:** L

How Obtained: 30th round pick by the Orioles in the 2009 draft

Since being selected by the Orioles in the 30th round of the 2009 first-year player draft, Webb has steadily climbed through Baltimore's system. He split 2012 between Delmarva and Frederick, where he'll likely return to start this season. A 6-3, left-handed outfielder with good speed, Webb hit .270 in his 23 games with the Keys last season after hitting .251 in Delmarva before being promoted. He also stole a career-high 19 bases and had an on-base percentage over .400 – also a personal best – despite striking out 138 times in 124 games.

Webb spent the beginning of 2013 in Australia, playing winter ball for the Perth Heat of the Australian Baseball League. Webb joined the team in early January and hit .190 with five home runs in 18 games, helping the Heat to the ABL Championship Series. Webb was one of 29 Baltimore minor leaguers to arrive at spring training early to participate in a mini-camp.

The Orioles selected Webb, 23, after just one season at California's Palomar Junior College, in which he hit .342 with six doubles, two triples, eight home runs and 40 RBIs. He was committed to go to Southern California before the Orioles selected him. Webb, rated by Baseball America as the Orioles' 27th best prospect, slugged .553 at Palomar JC and showed off that pop during his late-season stint with the Keys, hitting three home runs and slugging .500 during his time in Frederick.

Year	Team	AVG	G	AB	R	H	2B	3B	HR	RBI	BB	SO	SB	CS	OBP	SLG	OPS
2009	GCL Orioles	.186	13	43	7	8	2	0	0	1	10	14	2	0	.352	.233	.585
2010	Bluefield Orioles	.227	61	194	25	44	5	8	5	25	32	58	5	2	.348	.412	.760
2011	Delmarva Shorebirds	.218	121	400	42	87	14	1	4	29	75	152	14	8	.344	.288	.632
2012	Delmarva Shorebirds	.251	101	311	51	78	23	4	11	48	87	108	18	3	.422	.457	.879
2012	Frederick Keys	.270	23	74	14	20	6	1	3	13	11	30	1	3	.382	.500	.882
	Minor League Totals	.232	319	1022	139	237	50	14	23	116	215	362	40	16	.373	.376	.749



Tommy Winegardner

RHP

Born: March 11, 1990 in St. Leonard, Md.

College: Cumberland (Tenn.)

Ht.: 5-10 **Wt.:** 189 **Bats:** B **Throws:** R

How Obtained: Signed as non-drafted free agent 6/27/11

Signed by the Orioles as non-drafted free agent in 2011, Winegardner was pegged as a middle infielder. But after hitting .188 in 45 games between Baltimore's rookie league team and short-season-A Aberdeen in his first minor league season and returning in 2012 to again hit below .200 between Delmarva and Aberdeen, a change was made.

Winegardner now works from the mound instead of the batter's box. A 5-10, 189-pound right-hander, Winegardner recorded a 0.90 ERA in 20 innings of relief with Aberdeen, striking out 21 batters. His first pitching appearance since his season at Polk State College (Fla.) in 2010 came on July 22, a perfect ninth inning in which he struck out two of the three batters he faced. Winegardner, 23, started all 62 games at shortstop for Cumberland College in Tennessee – hitting .341 with 42 RBIs – in his junior season before being signed by Baltimore. After attending high school in Upper Marlboro, Md., he also made stops at Coastal Carolina, Polk State and College of Charleston during his college career.

Year	Team	W	L	PCT	ERA	G	GS	CG	SHO	SV	SVO	IP	H	R	ER	HR	BB	SO
2012	Aberdeen IronBirds	2	1	.667	0.90	19	0	0	0	10	11	20	10	3	2	1	4	21
	Minor League Totals	2	1	.667	0.90	19	0	0	0	10	11	20	10	3	2	1	4	21

GENERAL TEAM
INFO

MANAGEMENT



2012 REVIEW

CAROLINA
LEAGUE



HISTORY



GENERAL TEAM INFO

The Frederick Keys will be broadcast on 1450AM The Source for the third straight season. The Source will once again carry all 140 regular season games in addition to Keys' post-season games and The Keys Corner, a weekly 25-minute program that airs at 1:05 p.m. every Saturday beginning in April. The Keys Corner features highlights and recaps of the week that was, as well as interviews with Keys players and coaches and Keys feature stories.

"We can't wait to bring another season of Keys baseball over the airwaves to our fans on 1450AM The Source," Keys Assistant General Manager and lead broadcaster Adam Pohl said.

MANAGEMENT

In addition to all being broadcasted on 1450AM, keys games will also be streamed on the internet via thesourceradionetwork.com and FrederickKeys.com. All airtimes begin 30 minutes prior to first pitch with the Frederick Gorilla Pre-Game Show.



2012 REVIEW

Frederick Keys Broadcast Team

Adam Pohl, in his seventh season with the Frederick Keys, returns as the lead broadcaster for the 2013 season. In his time with the Keys, Pohl has broadcast two championship seasons in 2007 and 2011. A UNC-Chapel Hill graduate, Pohl began broadcasting baseball in the summer of 2001 with the Asheboro Copperheads of the Coastal Plains League. In 2003, Pohl joined the Burlington Indians of the Appalachian League and the following year called baseball and women's basketball games on The Tar Heel Sports Network. In 2012, Pohl became the voice of Mount St. Mary's basketball, calling the Division I school's games for its men's and women's teams.

In 2005, Pohl reached the Carolina League as lead broadcaster for the Salem Avalanche where he would stay for two seasons before joining the Keys. Pohl, in addition to his broadcasting duties, also serves as the Assistant General Manager. He is married to his wife Angela.

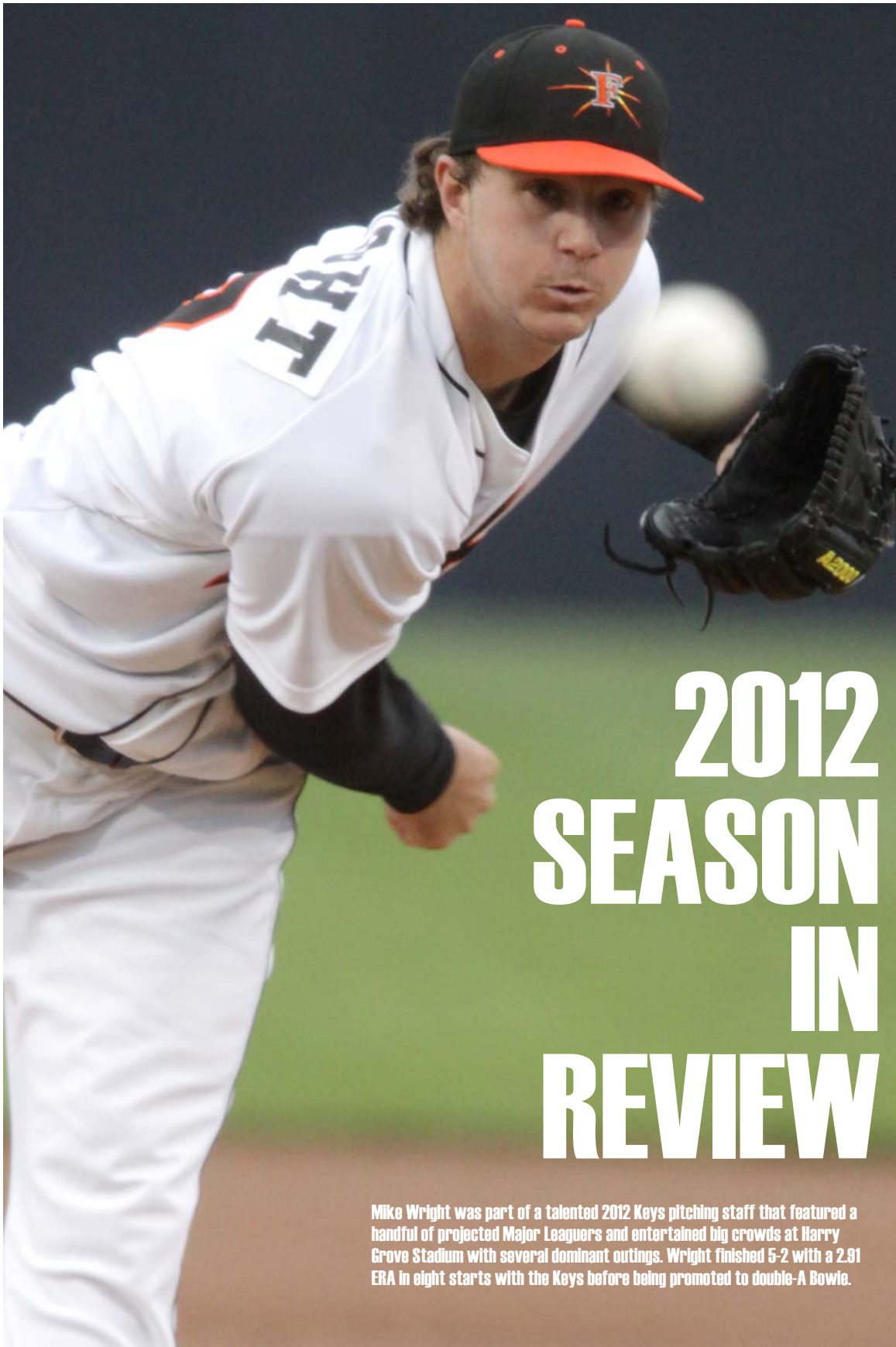


CAROLINA LEAGUE

Tim Murray returns to the Frederick Keys broadcast team after spending the 2012 season as the Broadcasting & Media Relations Manager of the Aberdeen IronBirds (Short-Season A affiliate of the Baltimore Orioles). Murray spent the 2010 and 2011 seasons alongside Adam Pohl in the Keys broadcast booth. In addition to his duties with the Keys, the Rockville, MD native is a sports update anchor for All-News 99.1 and 106.7 The Fan in Washington, D.C. Murray also serves as the voice of McDaniel College basketball.

HISTORY

A graduate of Muhlenberg College in Allentown, PA, Murray was the Producer for the Washington Capitals Radio Network during the 2011-12 season and worked as a Reporter and Update Anchor for ESPN980 in Washington, D.C. from 2009 to 2012. While at Muhlenberg, Murray was a member of the Mules' basketball team and was voted the team's captain in his senior season.



2012 SEASON IN REVIEW

Mike Wright was part of a talented 2012 Keys pitching staff that featured a handful of projected Major Leaguers and entertained big crowds at Harry Grove Stadium with several dominant outings. Wright finished 5-2 with a 2.91 ERA in eight starts with the Keys before being promoted to double-A Bowie.



2012 Season Review

WHERE THEY FINISHED

A dismal first-half of the season would prove too much for the Keys to overcome in 2012. The defending Carolina League Champions went a league-worst 27-43 in the first half and finished 62-77 overall, missing the postseason by just a game and a half thanks to a much-improved second-half showing. The Keys went 35-34 (.507) in the final half of 2012, finishing second in the Northern Division behind the Wilmington Blue Rocks, but their overall winning percentage of .446 landed them in the Carolina League cellar. Under the guidance of new manager Ryan Minor, the Keys will look to rebound in 2013 with their sights set on a sixth playoff berth and fourth Carolina League title in the last nine years.

HITTING

As a team, the Keys found themselves in the bottom half of the Carolina League in most offensive categories last season, though a handful of Frederick's ball players excelled individually. First baseman **Aaron Baker** finished 2012 tied for the league lead in home runs after he clubbed 22 in just 89 games before being promoted to Class-AA Bowie. The left-handed slugger also finished sixth in the league in RBIs with 72 and led Frederick in homers, RBIs and triples (3). Baker finished second on the Keys in total bases (175) and slugging percentage (.549) and third in doubles (18), runs (44) and walks (36). Outfielder **Jeremy Nowak** put together a 14-game hitting streak during which he hit .333 en route to leading Frederick in hits with 127, which was the sixth-most in the Carolina League. He hit .281 in 117 games, leading Frederick and finishing just outside the Carolina League top 10, and also led the Keys in doubles (26) and runs (61). Third baseman **Ty Kelly** finished sixth in the league in walks with 54 and had an 18-game hitting streak during which he batted .412 with 14 RBIs and 16 walks, despite playing just 76 games with the Keys before being promoted to double-A Bowie. As a team, the Keys hit .253, tied for fifth in the Carolina League with Potomac, slugged 99 homers, fourth-best in the league, and walked 463 times, good enough for second in the league. The Keys finished sixth in the Carolina League runs (579), fifth in hits (1,140) and steals (129), and third in on-base percentage (.329).

PITCHING

The impressive performance of baseball's top pitching prospect **Dylan Bundy** after his arrival in May was the biggest pitching story in Frederick last season, though he wasn't the only Keys pitcher to excel. Bundy went 6-3 with a 2.84 ERA with the Keys last season, striking out 66 batters in 57 innings, and attracting huge crowds for each start before being promoted to Bowie and then to Baltimore. In equally impressive fashion, **Devin Jones** went 7-1, threw two complete games in nine starts and totaled a 2.80 ERA after being promoted from Delmarva in July. **Mike Wright** finished 5-2 with a 2.91 ERA in eight starts with the Keys before being promoted to Bowie. **Tyler Wilson** started a team-high 19 games, went 7-7 with a 3.49 ERA and struck out 114 batters in 111 innings, the fifth-highest total in the Carolina League. Out of the bullpen, **David Walters** appeared in a league-high 45 games and finished with 12 saves -- though he blew seven -- and a 3.55 ERA. **Ryan Berry** saved 11 games in 36 appearances and had a 3.36 ERA. As a team, the Keys' pitching staff finished in the middle of the pack in most categories. Frederick's team ERA of 4.19 ranked fifth in the Carolina League and the Keys' 997 strikeouts were sixth-best. Frederick allowed the third-fewest walks in the Carolina League last season, issuing 399 free passes in 1195.2 innings.

THE BUNDY EFFECT

Not only was **Dylan Bundy** strong on the mound in the Carolina League, he was also strong in the Carolina League box offices. Average paid attendance for Bundy's five starts at Harry Grove Stadium was 7,148. His first start in Frederick, Thursday, May 26, drew 9,833 people to the Grove, the Keys' season high. Nearly a month later, on Saturday, June 23, 9,477 came to see the Orioles' 2011 first-round draft pick. On superhero night (Saturday, July 14), 7,583 came to the ballpark. Bundy's lowest attended home start was his last on Thursday, Aug. 8, when 4,113 came to the Grove. That was his only home start in which attendance dipped below the Keys' Carolina-League-leading average of 4,724 per contest. In the five road starts Bundy made in the Carolina League in which attendance was reported (Wilmington and Lynchburg failed to do so in his first starts away from home), teams averaged 5,028 spectators per game. On July 4 in Potomac, 7,442 fans packed the P-Nats' park to watch the hard-throwing righty. On July 20 (a Friday), 5,843 fans bought tickets in Winston-Salem. Of the five games with reported attendance, only once did Bundy fail to exceed a team's average attendance for the 2012 season.

GENERAL TEAM
INFO

MANAGEMENT



2012 REVIEW

CAROLINA
LEAGUE



HISTORY



2012 Game-by-Game Results

G	Date	Opponent	W/L	Score	Winner	Loser	Save	Record
1	4/6	SAL	L	7-9	Couch	Moreland	Olmstead	0-1
2	4/7	SAL	W	10-4	Copeland	Britton		1-1
3	4/8	SAL	W	5-0	Wright	Celestino		2-1
4	4/10	W-S	W	7-6	Zagone	Negus	Walters	3-1
5	4/11	W-S	L	0-13	Heidenreich	Moore		3-2
6	4/12	W-S	L	5-8	Petrica	Simon	Bassitt	3-3
7	4/13	@WIL	L	3-4	White	Walters		3-4
8	4/14	@WIL	W	3-2	Wright	Ventura	Petrini	4-4
9	4/15	@WIL	W	6-4	Moreland	Billo	Walters	5-4
10	4/16	POT	L	4-6	Selik	Petrini		5-5
11	4/17	POT	L	3-5	Winters	Simon	Wort	5-6
	4/18	POT			RAIN OUT			
12	4/19	@LYN	L	1-3	Schreve	Walters		5-7
13	4/20	@LYN	W	11-6	Wright	Northcraft		6-7
	4/21	@LYN			RAIN OUT			
	4/22	@LYN (GM 1)			RAIN OUT			
	4/22	@LYN (GM 2)			RAIN OUT			
14	4/23	@MB	L	1-7	Buckel	Simon		6-8
15	4/24	@MB	W	8-3	Moreland	Mendez		7-8
16	4/25	@MB	L	1-3	Tepesch	Wright	Van Meter	7-9
17	4/26	@MB	L	2-3	Osborne	Gurka		7-10
18	4/27	LYN	L	0-1	Northcraft	Moore	Chaffee	7-11
19	4/28	LYN	L	1-5	Martin	Simon		7-12
20	4/29	LYN	L	6-7	Schlosser	Copeland		7-13
21	4/30	MB	W	5-4	Schrader	Van Meter		8-13
22	5/1	MB	W	3-0	Zagone	Hendricks	Loomis	9-13
23	5/2	MB	L	2-7	Rojas	Moore		9-14
24	5/3	MB	L	0-4	Buckel	Simon		9-15
25	5/4	@CAR	L	4-10	Roberts	Copeland		9-16
	5/5	@CAR			RAIN OUT			
26	5/6	@CAR (GM 1)	W	1-0	Wright	Goodnight	Walters	10-16
27	5/6	@CAR (GM 2)	L	2-3	Dickerson	Schrader		10-17
	5/8	W-S			RAIN OUT			
	5/9	W-S			RAIN OUT			
28	5/10	W-S (GM 1)	L	2-9	Arroyo	Simon		10-18
29	5/10	W-S (GM 2)	L	7-11	McCully	Moore		10-19
30	5/11	WIL	L	5-6	Billo	Copeland	Rogers	10-20
31	5/12	WIL	L	4-7	Ventura	Wright		10-21
32	5/13	WIL	W	6-5	R. Berry	Sample		11-21

**GENERAL TEAM
INFO**

MANAGEMENT





2012 REVIEW

**CAROLINA
LEAGUE**



HISTORY

2012 Game-by-Game Results

	G	Date	Opponent	W/L	Score	Winner	Loser	Save	Record
GENERAL TEAM INFO		5/14	@POT			RAIN OUT			
	33	5/15	@POT (GM 1)	W	4-1	Simon	Demmin		12-21
		5/15	@POT (GM 2)			RAIN OUT			
	34	5/16	@POT (GM 1)	L	4-5	Ray	Bywater	Selik	12-22
	35	5/16	@POT (GM 2)	L	3-4	Eusebio	Moreland		12-23
MANAGEMENT	36	5/17	@POT	L	9-10	Holland	Walters		12-24
	37	5/18	@SAL	W	6-3	Wright	Britton	Schrader	13-24
	38	5/19	@SAL	W	1-0	Howard	Couch	R. Berry	14-24
	39	5/20	@SAL	L	2-3	Jones	Walters	Olmsted	14-25
	40	5/21	CAR	L	6-10	Roberts	Wilson		14-26
	41	5/22	CAR	W	6-1	Copeland	Goodnight		15-26
	42	5/23	CAR	W	7-2	Erbe	Blair		16-26
	43	5/25	SAL	L	2-13	Britton	Howard		16-27
	44	5/26	SAL	W	5-3	Bundy	Workman	R. Berry	17-27
	45	5/27	SAL	W	2-1	Simon	Celestino	Loomis	18-27
2012 REVIEW	46	5/28	@W-S (GM 1)	W	9-3	Wilson	Petricka		19-27
	47	5/28	@W-S (GM 2)	L	1-7	Buch	Copeland		19-28
	48	5/29	@W-S	L	7-8	Marin	R. Berry	McCully	19-29
	49	5/30	@W-S	L	6-7	Collop	Howard	Bellamy	19-30
	50	5/31	@W-S	W	8-5	Erbe	Arroyo		20-30
CAROLINA LEAGUE		6/1	@WIL			RAIN OUT			
	51	6/2	@WIL (GM 1)	L	0-1	Ventura	Bundy	Boruff	20-31
	52	6/2	@WIL (GM 2)	L	1-2	Billo	Simon	Rogers	20-32
	53	6/3	@WIL	W	6-2	Copeland	Perez	R. Berry	21-32
	54	6/4	POT	W	4-0	Wilson	Lidge	Gurka	22-32
	55	6/5	POT (GM 1)	W	8-5	Zagone	Karns	Walters	23-32
	56	6/5	POT (GM 1)	L	1-3	Holder	Erbe	Wort	23-33
	57	6/6	POT	L	6-8	Wort	Moreland	Barthmaier	23-34
	58	6/7	POT	W	6-2	Gurka	Olbrychowski		24-34
	59	6/8	@LYN (GM 1)	W	5-3	Bundy	Masters	Loomis	25-34
HISTORY	60	6/8	@LYN (GM 2)	W	1-0	Gamboa	Sims	Schrader	26-34
	61	6/9	@LYN (GM 1)	L	2-3	Harper	Copeland	Jaime	26-35
	62	6/9	@LYN (GM 2)	L	1-4	Northcraft	Wilson		26-36
	63	6/10	@LYN	L	0-5	Schlosser	Zagone		26-37
	64	6/11	@MB	W	1-0	Walters	Mendoza	Schrader	27-37
	65	6/12	@MB	L	2-5	Buckel	Howard	Osborne	27-38
	66	6/13	@MB	L	6-8	Monegro	Simon	Reyes	27-39
	67	6/14	LYN	L	3-5	Northcraft	Bundy	Jaime	27-40
	68	6/15	LYN	L	2-4	Schlosser	Copeland	Jaime	27-41



2012 Game-by-Game Results

G	Date	Opponent	W/L	Score	Winner	Loser	Save	Record
69	6/16	LYN	L	1-6	Martin	Wilson		27-42
70	6/17	LYN	L	1-6	Delgado	Howard		27-43
2012 California-Carolina All-Star Game								
	6/19	CAL @ CAR		9-1	CAR	CAL		
71	6/21	MB	L	2-3	Reyes	R. Berry	Rowen	27-44
72	6/22	MB	L	4-9	Hendricks	T. Berry		27-45
73	6/23	MB	W	3-0	Bundy	Henry	Schrader	28-45
74	6/24	@CAR	W	5-0	Wilson	Roberts		29-45
75	6/25	@CAR	W	1-0	Loomis	Goodnight	R. Berry	30-45
76	6/26	@CAR	L	6-8	Jimenez	Copeland		30-46
77	6/27	@CAR	L	2-4	Cooper	T. Berry	Sides	30-47
78	6/28	@W-S	W	4-2	Bundy	Ballinger	R. Berry	31-47
79	6/29	@W-S	W	5-4	Wilson	Walters	R. Berry	32-47
80	6/30	@W-S	L	2-8	Heidenreich	Erbe	Bassitt	32-48
81	7/1	WIL	L	7-8	Ridings	Baker	Runion	32-49
82	7/2	WIL	L	6-12	Runion	Erbe		32-50
83	7/3	WIL	W	12-8	Wilkins	Carl		33-50
84	7/4	@POT	W	6-4	Howard	Wort		34-50
85	7/5	@POT	L	3-14	Olbrychowski	Wilson		34-51
86	7/6	@POT	L	5-6	Wort	Gurka		34-52
87	7/7	@SAL	W	9-4	T. Berry	Couch		35-52
88	7/8	@SAL	W	8-5	Melendez	Olmsted	Walters	36-52
89	7/9	@SAL	L	0-7	Workman	Howard	Jones	36-53
90	7/12	CAR	W	4-3	Walters	Reichenbach		37-53
91	7/13	CAR	W	9-8	Beaulac	Blair	R. Berry	38-53
92	7/14	CAR	L	1-3	Packer	Bundy	Flores	38-54
93	7/15	CAR	L	6-10	Cooper	Beaulac		38-55
93	7/16	SAL	W	7-6	T. Berry	Workman	Walters	39-55
94	7/17	SAL	L	4-6	Rosario	Walters	Olmsted	39-56
95	7/18	SAL	L	4-14	Castillo	Copeland		39-57
96	7/19	SAL	L	1-11	Jones	Howard	Ruiz	39-58
97	7/20	@W-S	L	4-5	Upchurch	R. Berry	Thompson	39-59
98	7/21	@W-S	W	5-2	Jones	Johnson	Walters	40-59
99	7/22	@W-S	W	4-2	T. Berry	Wickswat	Walters	41-59
100	7/23	@WIL	W	10-5	Wilson	Ferguson	R. Berry	42-59
101	7/24	@WIL	L	2-4	Adam	Loomis	Yambati	42-60
102	7/25	@WIL	L	1-4	Pimentel	Howard		42-61
103	7/26	@WIL	W	6-4	Bywater	Pimentel		43-61
104	7/27	POT	W	3-0	Jones	Olbrychowski	Walters	44-61

**GENERAL TEAM
INFO**

MANAGEMENT



2012 REVIEW

**CAROLINA
LEAGUE**



HISTORY



2012 Game-by-Game Results

GENERAL TEAM INFO	G	Date	Opponent	W/L	Score	Winner	Loser	Save	Record
	105	7/28	POT	L	1-3	Demmin	Walters	Wort	44-62
	106	7/29	POT	L	3-8	Ray	Wilson		44-63
	107	7/31	@LYN	W	9-4	Howard	Lee	R. Berry	45-63
	108	8/1	@LYN	W	7-1	Bundy	Northcraft		46-63
	109	8/2	@LYN	W	5-4	Jones	Harper	Walters	47-63
MANAGEMENT	110	8/3	@MB	L	1-4	McBride	T. Berry	Rowen	47-64
	111	8/4	@MB	L	3-4	Reyes	R. Berry	Mendez	47-65
	112	8/5	@MB	L	2-3	Osborne	Howard	Rowen	47-66
	113	8/7	LYN	W	3-2	R. Berry	Wilson		48-66
	114	8/8	LYN	W	8-5	Bundy	Delgado	Walters	49-66
	115	8/9	LYN	W	3-1	Jones	Schlosser	R. Berry	50-66
	116	8/10	MB	L	0-8	Van Meter	T. Berry		50-67
	117	8/11	MB	W	8-2	Wilson	Henry		51-67
	118	8/12	MB	L	4-9	DeVore	Howard		51-68
	119	8/13	@CAR	L	5-9	Reichenbach	Bywater		51-69
	120	8/14	@CAR	W	5-2	Jones	Roberts	Walters	52-69
2012 REVIEW	121	8/15	@CAR	W	8-2	T. Berry	Ray		53-69
	122	8/16	W-S	L	5-12	Bassitt	Wilson		53-70
	123	8/17	W-S	L	1-5	Johnson	Howard	Thompson	53-71
	124	8/18	W-S	W	8-4	Beaulac	Collop	Bischoff	54-71
		8/19	W-S			RAIN OUT			
	126	8/20	WIL	W	5-2	Jones	Adam		55-71
	127	8/21	WIL	L	4-5	Ferguson	T. Berry	Carl	55-72
	128	8/22	WIL	W	6-3	Wilson	Rogers		56-72
CAROLINA LEAGUE	129	8/23	WIL	W	6-5	Beaulac	Yambati		57-72
	130	8/24	@POT	L	4-6	Gilliam	Gausman	Wort	57-73
	131	8/25	@POT	L	0-3	Swyneberg	Jones		57-74
	132	8/26	@POT	W	10-7	T. Berry	Ray		58-74
	133	8/28	@SAL	L	0-1	Castillo	Wilson	Ruiz	58-75
	134	8/29	@SAL	L	6-8	Jones	Fowler		58-76
	135	8/30	@SAL	L	1-3	McCarthy	Beaulac	Rosario	58-77
	136	8/31	@SAL	W	5-4	Jones	Duarte		59-77
	137	9/1	CAR	W	5-2	Hammel	Rayl		60-77
HISTORY	138	9/2	CAR	W	2-1	Walters	Johnson		61-77
	139	9/3	CAR	W	5-2	Howard	Roberts	Beaulac	62-77



2012 Hitting Statistics

BATTERS	AVG	G	AB	R	H	2B	3B	HR	RBI	TB	BB	SO	SB	CS	OBP	SLG	OPS
Adair, Travis	.285	41	130	18	37	6	0	1	10	46	17	17	7	8	.365	.354	.719
Baker, Aaron	.266	89	319	44	85	18	3	22	72	175	36	77	7	3	.350	.549	.898
Bernadina, Roderick	.077	4	13	1	1	0	0	1	4	4	0	2	0	0	.077	.308	
Boss, Torsten	.143	2	7	1	1	0	0	0	0	1	0	2	0	0	.250	.143	.393
Bumbry, Steve	.249	64	229	30	57	20	2	7	32	102	27	85	12	2	.337	.445	.783
Dalles, Justin	.243	41	145	14	34	8	0	2	11	48	11	31	0	0	.297	.331	.629
Davis, Adam	.417	4	12	4	5	1	0	0	2	6	1	1	0	0	.429	.500	.929
Davis, Glynn	.256	22	82	11	21	1	1	0	4	24	12	25	8	1	.358	.293	.651
de San Miguel, Allen	.260	30	104	16	27	7	0	2	17	40	12	29	3	1	.355	.385	.740
Flacco, Michael	.218	103	344	42	75	15	1	8	35	116	31	58	7	7	.289	.337	.626
Kelly, Ty	.346	76	263	47	91	17	0	9	41	135	54	41	2	3	.460	.513	.973
Kolodny, Tyler	.139	13	36	2	5	2	0	0	0	7	3	14	2	0	.262	.194	.456
Mosby, Michael	.234	82	261	22	61	16	3	4	35	95	26	76	2	6	.308	.364	.672
Mummey, Trent	.228	72	259	40	59	14	1	4	22	87	35	35	15	7	.323	.336	.659
Nowak, Jeremy	.281	117	452	61	127	26	1	7	44	176	40	117	8	5	.340	.389	.729
Oliveira, Joe	.209	72	220	23	46	8	1	2	14	62	30	42	7	3	.308	.282	.590
Pena, Jerome	.308	20	78	12	24	7	0	1	4	34	6	20	4	0	.365	.436	.801
Planeta, Mike	.138	17	58	3	8	2	0	1	3	13	4	22	3	3	.190	.224	.415
Rooney, Michael	.136	52	118	15	16	5	0	0	9	21	13	33	8	3	.239	.178	.417
Rosa, Garabez	.245	108	363	37	89	16	2	7	45	130	10	87	4	5	.272	.358	.630
Ruettiger, John	.274	64	234	38	64	10	0	1	12	77	35	32	16	8	.373	.329	.702
Shutz, Kipp	.304	41	135	15	41	6	0	2	21	53	13	30	1	1	.369	.393	.762
Star, Sammie	.250	2	4	0	1	0	0	0	1	1	0	2	0	0	.250	.250	.500
Stevens, Bobby	.276	51	185	25	51	7	0	6	16	76	8	47	5	2	.316	.411	.727
Stifler, Jason	.000	1	1	0	0	0	0	0	0	0	0	0	0	0	.000	.000	.000
Sweeney, Matthew	.250	33	116	15	29	11	0	2	13	46	10	22	0	1	.307	.397	.704
Thomas, Scott	.194	11	31	1	6	0	0	0	2	6	0	10	0	1	.188	.194	.381
Townsend, Tyler	.254	33	118	14	30	5	0	3	18	44	15	31	0	1	.338	.373	.711
Tremblay, Chris	.127	18	55	2	7	1	0	1	4	11	2	17	4	0	.158	.200	.358
Webb, Branden	.270	23	74	14	20	6	1	3	13	37	11	30	1	3	.382	.500	.882
Welty, Ronnie	.415	13	53	12	22	7	3	3	17	44	1	10	3	0	.446	.830	1.277
TEAM	.253	139	4501	579	1140	242	19	99	521	1717	463	1046	129	68	.329	.381	.710

GENERAL TEAM
INFO

MANAGEMENT



2012 REVIEW

CAROLINA
LEAGUE



HISTORY



2012 Pitching Statistics

GENERAL TEAM
INFO

MANAGEMENT



2012 REVIEW

CAROLINA
LEAGUE



HISTORY

PITCHERS	W	L	ERA	G	GS	CG	SHO	SV	IP	H	R	ER	HR	BB	SO
Adair, Travis	0	0	6.00	2	0	0	0	0	3.0	1	2	2	1	1	1
Baker, David	0	1	16.88	5	0	0	0	0	8.0	20	15	15	5	3	7
Beaulac, Eric	3	2	3.38	15	0	0	0	1	32.0	25	14	12	3	18	31
Berry, Ryan	2	4	3.36	36	0	0	0	11	67.0	67	32	25	3	21	43
Berry, Tim	5	5	4.32	15	13	0	0	0	75.0	83	44	36	6	20	61
Bischoff, Matthew	0	0	2.89	16	0	0	0	1	28.0	22	10	9	5	6	28
Bundy, Dylan	6	3	2.84	12	12	0	0	0	57.0	48	20	18	5	18	66
Bywater, Matt	1	2	5.67	19	5	0	0	0	46.0	57	32	29	7	14	37
Copeland, Scott	3	8	6.88	18	18	1	0	0	86.1	118	79	66	11	38	64
Erbe, Brandon	2	3	6.82	19	1	0	0	0	30.1	32	27	23	4	24	30
Esquivel, Jaime	0	0	1	0	0	0	0	0	2.0	1	0	0	0	0	2
Fowler, Zach	0	1	6.55	7	0	0	0	1	11.0	17	8	8	2	2	10
Gamboa, Eddie	1	0	0.00	2	1	0	0	0	8.2	2	0	0	0	0	6
Gausman, Kevin	0	1	6.00	3	3	0	0	0	9.0	10	6	6	3	1	8
Gurka, Jason	1	2	2.18	20	1	0	0	1	45.1	30	12	11	1	12	43
Hammel, Jason	1	0	0.00	1	1	0	0	0	5.0	3	0	0	0	1	7
Haughian, Nick	0	0	18.00	4	0	0	0	0	3.0	4	7	6	1	3	1
Howard, Trent	4	10	4.83	21	18	0	0	0	100.2	110	71	54	15	26	70
Jones, Devin	7	1	2.80	9	9	2	0	0	54.2	53	18	17	5	12	29
Loomis, Andy	1	1	2.63	26	0	0	0	3	37.2	36	14	11	0	13	35
Melendez, Oscar	1	0	7.00	13	0	0	0	0	18.0	19	16	14	5	6	19
Nowak, Jeremy	0	0	0.00	1	0	0	0	0	32.0	33	16	14	5	6	19
Petrini, Chris	0	1	1.88	8	0	0	0	1	14.1	6	3	3	0	9	14
Schrader, Clay	1	1	1.29	23	0	0	0	4	35.0	20	7	5	0	27	51
Simon, Kyle	2	8	3.96	14	14	0	0	0	72.2	86	47	32	8	21	49
Walters, David	3	6	3.55	45	0	0	0	12	58.1	61	27	23	8	15	51
Wilkins, Bobby	1	0	0.00	1	0	0	0	0	2.0	2	1	0	0	0	2
Wilson Tyler	7	7	3.49	19	19	0	0	0	111.0	95	49	43	12	19	114
Wright, Mike	5	2	2.91	13	9	0	0	0	55.2	44	20	18	5	27	35
Zagone, Richard	3	1	2.91	13	9	0	0	0	55.2	44	20	18	5	27	35
TEAM	62	77	4.19	139	139	3	11	35	1195.1	1217	660	557	126	399	977



2012 Transactions

PRESEASON

OF Steve Bumbry placed on disabled list (wrist), RHP Ryan O'Shea placed on disabled list (shoulder), LHP Ashur Tolliver placed on disabled list (shoulder).

APRIL

April 11 – LHP Nick Haughian promoted from Aberdeen. LHP Nathan Moreau transferred to Aberdeen.
 April 22 – LHP Nick Haughian released.
 April 23 – OF Ronnie Welty promoted to Double-A Bowie. INF Tyler Kolodny promoted from Aberdeen. INF Garabez Rosa promoted from Aberdeen.
 April 27 – OF Mike Planeta promoted from Class-A Delmarva. OF Trent Mummey placed on disabled list retroactive to April 25th (hamstring).
 April 29 – RHP Ryan Berry promoted from Aberdeen. INF Chris Tremblay placed on disabled list.

MAY

May 3 – OF Steve Bumbry activated and promoted to Double-A Bowie. 1B Mike Flacco promoted to Double-A Bowie.
 May 4 – C Scott Thomas promoted to Double-A Bowie. LHP Matt Bywater promoted from Aberdeen. C Jason Stifler promoted from Aberdeen. OF Jeremy Nowak to disabled list (concussion).
 May 7 – LHP Andy Loomis promoted to Triple-A Norfolk.
 May 8 – LHP Chris Petrini promoted to Double-A Bowie. INF Mike Flacco transferred to Frederick.
 May 10 – LHP Trent Howard promoted from Class-A Delmarva.
 May 12 – INF Bobby Stevens promoted to Triple-A Norfolk. C Jason Adam promoted from Class-A Delmarva.
 May 13 – INF Ty Kelly promoted to Triple-A Norfolk. LHP Rick Zagone promoted to Triple-A Norfolk. OF Jeremy Nowak activated.
 May 14 – OF Trent Mummey activated. OF John Ruettiger promoted from Class-A Delmarva. RHP Tyler Wilson promoted from Class-A Delmarva. OF Mike Planeta transferred to Class-A Delmarva. INF/OF Tyler Kolodny released.
 May 17 – OF Kipp Schutz promoted to Double-A Bowie. OF Mike Planeta transferred from Double-A Bowie.
 May 18 – INF Mike Flacco promoted to Double-A Bowie. INF Mike Mosby promoted from Aberdeen. RHP Brandon Erbe transferred from Norfolk. LHP Andy Loomis transferred from Norfolk. RHP Kenny Moreland transferred to Aberdeen. C Jason Stifler transferred to Aberdeen.
 May 20 – LHP Andy Loomis promoted to Triple-A Norfolk. LHP Rick Zagone transferred from Norfolk to Frederick. INF Bobby Stevens transferred from Bowie to Frederick. INF Matt Sweeney placed on disabled list.
 May 21 – INF Mike Flacco transferred from Double-A Bowie. LHP Andy Loomis transferred from Triple-A Norfolk. LHP Matt Bywater transferred to Class-A Delmarva. INF Chris Tremblay transferred to Aberdeen.
 May 25 – RHP Mike Wright promoted to Double-A Bowie. RHP Dylan Bundy promoted from Class-A Delmarva. C Justin Dalles promoted from Class-A Delmarva. OF Mike Planeta transferred to Low-A Delmarva.
 May 26 – OF Kipp Schutz transferred from Double-A Bowie to Frederick. C Adam Davis placed on disabled list (Oblique).
 May 27 – INF Ty Kelly transferred from Triple-A Norfolk to Frederick. RHP Justin Moore transferred to Aberdeen.
 May 29 – C Jason Stifler promoted from Aberdeen. C Joe Oliveira placed on disabled list. INF Matt Sweeney released.
 May 30 – RHP Kenny Moreland promoted from Aberdeen. OF Trent Mummey placed on disabled list.

JUNE

June 3 – C Scott Thomas transferred from Double-A Bowie. C Jason Stifler transferred to Aberdeen.
 June 6 – LHP Tim Berry promoted from Class-A Delmarva. OF Johnny Ruettiger placed on disabled list retroactive to June 5th (finger).
 June 7 – C Joe Oliveira activated. RHP Kenny Moreland transferred to Aberdeen.
 June 8 – RHP Eddie Gamboa transferred from Triple-A Norfolk. RHP Kyle Simon transferred to Aberdeen.
 June 9 – RHP Kenny Moreland promoted from Aberdeen. OF Kipp Schutz placed on disabled list retroactive to June 7th (back stiffness).
 June 10 – OF Trent Mummey activated. C Scott Thomas transferred to Aberdeen.
 June 13 – RHP Kyle Simon promoted from Aberdeen. RHP Kenny Moreland transferred to Aberdeen.
 June 14 – OF Johnny Ruettiger activated. INF Michael Rooney transferred to Class-A Delmarva.
 June 15 – RHP Brandon Erbe placed on disabled list (bicep). OF Steve Bumbry transferred from Double-A Bowie.
 June 23 – RHP Eddie Gamboa promoted to Double-A Bowie. RHP Brandon Erbe activated.
 June 24 – RHP Clay Schrader promoted to Double-A Bowie. LHP Matt Bywater promoted from Class-A Delmarva. INF/OF Bobby Stevens released.
 June 25 – LHP Rick Zagone promoted to Double-A Bowie. RHP David Baker promoted from Class-A Delmarva. LHP Matt Bywater promoted from Class-A Delmarva.

GENERAL TEAM
INFO

MANAGEMENT



2012 REVIEW

CAROLINA
LEAGUE



HISTORY



2012 Transactions

GENERAL TEAM
INFO

MANAGEMENT



2012 REVIEW

CAROLINA
LEAGUE



HISTORY

JUNE

June 26 – C Scott Thomas activated and promoted to Triple-A Norfolk.
June 30 – RHP Kyle Simon traded to Philadelphia.

JULY

July 1 – LHP Andy Loomis promoted to Triple-A Norfolk. C Adam Davis activated from disabled list and transferred to Class-A Delmarva.
July 3 – RHP Mike Bischoff promoted from Class-A Delmarva. RHP Bobby Wilkins and Oscar Melendez promoted from Short Season-A Aberdeen. RHP Brandon Erbe placed on disabled list.
July 4 – RHP Bobby Wilkins transferred to Short Season-A Aberdeen.
July 6 – RHP Eric Beaulac transferred from Triple-A Norfolk.
July 7 – LHP Andy Loomis transferred from Triple-A Norfolk. RHP Dylan Bundy placed on temporary inactive list (Futures Game).
July 12 – LHP Jason Gurka promoted to Double-A Bowie. RHP Devin Jones promoted from Class-A Delmarva. RHP Dylan Bundy activated from temporary inactive list (Future's Game). RHP David Baker transferred to Class-A Delmarva.
July 14 – OF Kipp Schutz activated and released.
July 16 – INF Ty Kelly promoted to Double-A Bowie.
July 17 – RHP Mike Bischoff promoted to Triple-A Norfolk. INF Tyler Townsend transferred from Double-A Bowie.
July 18 – RHP Mike Bischoff transferred from Triple-A Norfolk.
July 19 – INF Aaron Baker promoted to Double-A Bowie. C Allan de San Miguel transferred from Double-A Bowie. INF Michael Rooney transferred from Double-A Bowie. RHP Scott Copeland released.
July 22 – OF Johnny Ruettiger promoted to Double-A Bowie. OF Roderick Bernadina transferred from Short Season-A Aberdeen.
July 27 – OF Glynn Davis promoted from Class-A Delmarva. OF Roderick Bernadina transferred to Class-A Delmarva.
July 28 – LHP Andy Loomis promoted to Triple-A Norfolk.
July 31 – LHP Zach Fowler transferred from Triple-A Norfolk.

AUGUST

August 2 – RHP Brandon Erbe activated. C Justin Dalles released.
August 7 – OF Johnny Ruettiger transferred from Double-A Bowie. OF Glynn Davis transferred to Class-A Delmarva.
August 8 – RHP Eric Beaulac promoted to Triple-A Norfolk. LHP Zach Fowler promoted to Triple-A Norfolk. OF Brenden Webb promoted from Class-A Delmarva. INF Jerome Pena promoted from Class-A Delmarva. OF Trent Mummey placed on disabled list (concussion). INF Travis Adair placed on disabled list (oblique).
August 9 – LHP Bennett Parry promoted from Short Season-A Aberdeen.
August 10 – LHP Zach Fowler transferred from Triple-A Norfolk. RHP Eric Beaulac transferred from Triple-A Norfolk. LHP Bennett Parry transferred to Short Season-A Aberdeen.
August 11 – LHP Zach Fowler transferred to Class-A Delmarva.
August 14 – RHP Dylan Bundy promoted to Double-A Bowie. LHP Zach Fowler promoted from Class-A Delmarva.
August 17 – RHP Kevin Gausman promoted from Short Season-A Aberdeen. INF Tyler Townsend placed on disabled list (wrist).
August 18 – RHP David Walters promoted to Triple-A Norfolk.
August 19 – RHP David Walters transferred from Triple-A Norfolk.
August 20 – OF Glynn Davis promoted from Class-A Delmarva. OF Johnny Ruettiger placed on disabled list (hamstring).
August 21 – INF Torsten Boss promoted from Short Season-A Aberdeen.
August 24 – INF Sammie Starr promoted from Class-A Delmarva. INF Torsten Boss transferred to Short Season-A Aberdeen.
August 28 – 1B Tyler Townsend activated. RHP Oscar Melendez placed on disabled list.
August 29 – INF Travis Adair activated from disabled list. INF Sammie Starr transferred to Class-A Delmarva.

SEPTEMBER

September 1 – RHP Jason Hammel activated on rehab assignment. LHP Tim Berry promoted to Double-A Bowie. LHP Eduardo Rodriguez promoted from Class-A Delmarva.
September 2 – RHP Jaime Esquivel promoted from Short Season-A Aberdeen. LHP Eduardo Rodriguez transferred to Rookie GCL Orioles.
September 3 – RHP Ryan Berry promoted to Double-A Bowie. LHP Matt Bywater promoted to Double-A Bowie. LHP Tim Berry transferred from Double-A Bowie.

CAROLINA LEAGUE

After beating Winston-Salem in the Carolina League Championship Series in 2012, Lynchburg will look to repeat as winners of the Mills Cup in 2013.





The Carolina League



GENERAL TEAM INFO

MANAGEMENT

Address: Carolina League
1806 Pembroke Rd., Suite 2-B, Greensboro, NC 27408

Mailing Address: PO Box 9503
Greensboro, NC 27429

Phone: (336) 691-9030

Fax: (336) 691-9070

Years Active: 1945 – current

President: John Hopkins



2012 REVIEW

Division Format: Southern Division – Carolina, Myrtle Beach, Salem, Winston-Salem
Northern Division – Frederick, Lynchburg, Potomac, Wilmington

Roster Limit: 25 – active, 35 under control

Schedule: 140 games (split schedule)

Opening Date: Thursday, April 4

Closing Date: Monday, September 2

Playoffs Begin: Wednesday, September 4

Playoff Format: First-half division winners play second half division winners in a best-of-three series. In the event that a team wins both halves, the team with the next-best record in the second half will play that team.

Division playoff winners meet in a best-of-five game series for the Mills Cup Championship Series.





Tiebreakers: 1st Half: If two teams are tied at the conclusion of the first half, then the winner is determined by whichever team had the best record head-to-head.

2nd Half: If two teams are tied at the conclusion of the second half, then there will be a one game playoff to determine the winner.

HISTORY

Statistician: MLB Advanced Media
75 Ninth Ave., New York, NY 10011
(212) 485-3444

2012 Carolina League Standings

FIRST HALF								GENERAL TEAM INFO
NORTHERN	W	L	PCT.	GB	Home	Away	Division	
^Lynchburg Hillcats	39	31	.557	-	20-16	19-15	22-11	
Potomac Nationals	31	39	.443	8.0	21-13	10-26	14-15	
Wilmington Blue Rocks	29	41	.414	10.0	16-20	13-21	12-10	
Frederick Keys	27	43	.386	12.0	13-22	14-21	11-23	
SOUTHERN	W	L	PCT.	GB	Home	Away	Division	MANAGEMENT
^Winston-Salem Dash	44	25	.638	-	24-11	20-14	14-14	
Salem Red Sox	41	28	.594	3.0	21-13	20-15	20-9	
Myrtle Beach Pelicans	36	34	.514	8.5	19-16	17-18	14-12	
Carolina Mudcats	32	38	.457	12.5	19-15	13-23	10-23	
SECOND HALF								
NORTHERN	W	L	PCT.	GB	Home	Away	Division	
\$Wilmington Blue Rocks	37	33	.529	-	22-12	15-21	22-16	
Frederick Keys	35	34	.507	1.5	17-16	18-18	15-11	
Potomac Nationals	33	36	.478	3.5	21-15	12-21	16-15	
#Lynchburg Hillcats	33	37	.471	4.0	20-15	13-22	8-19	
SOUTHERN	W	L	PCT.	GB	Home	Away	Division	2012 REVIEW
\$Winston-Salem Dash	43	26	.623	-	24-12	19-14	22-9	
#Myrtle Beach Pelicans	38	31	.551	5.0	23-10	15-21	17-16	
Carolina Mudcats	31	39	.443	12.5	20-16	11-23	10-17	
Salem Red Sox	27	41	.397	15.5	15-19	12-22	11-18	
Key: ^ 1st half division winner \$ 2nd half division winner # Clinched playoff berth								CAROLINA LEAGUE
PLAYOFF RESULTS								
<u>Northern Division Championship Series</u> Lynchburg defeats Wilmington, 2-1								
<u>Southern Division Championship Series</u> Winston-Salem defeats Myrtle Beach, 2-1								
<u>Mills Cup Championship Series</u> Lynchburg defeats Winston-Salem, 3-1								
								
								HISTORY



2012 Carolina League Awards

GENERAL TEAM INFO

MOST VALUABLE PLAYER:	Dan Black	(Carolina)
PITCHER OF THE YEAR:	Gus Schlosser	(Lynchburg)
MANAGER OF THE YEAR:	Tommy Thompson	(Winston-Salem)
EXECUTIVE OF THE YEAR:	Scott Brown	(Myrtle Beach)
MILLS CUP MVP:	Nick Ahmed	(Lynchburg)

MANAGEMENT

WEEKLY AWARDS

Week	Batter-of-the-Week	Pitcher-of-the-Week
April 5-15	Evan Gattis - LYN	Cody Buckel - MB
April 16-22	Ronnie Welty - FRE	Mike Wayl - CAR
April 23-29	Jeremie Tice - CAR	Brandon Workman - SAL
April 30-May 6	Jesus Aguilar - CAR	Cody Buckel - MB
May 7-13	Brady Shoemaker - W-S	Cody Martin - LYN
May 14-20	Kevin David - WIL	Cody Buckel - MB
May 21-27	Jake Skole - MB	Greg Billo - WIL
May 28-June 3	Travis Shaw - SAL	Drake Britton - SAL
June 4-10	Trayce Thompson - W-S	Matt Barnes - Salem
June 11-17	Brady Shoemaker - W-S	Nathan Karns - POT
June 18-24	Aaron Baker - FRE	Aaron Northcraft - LYN
June 25-July 1	Rick Hague - POT	Matthew Heidenreich - W-S
July 2-8	Aaron Baker - FRE	Cody Martin - LYN
July 9-15	Ty Kelly - FRE	Cody Martin - LYN
July 16-22	Michael Taylor - POT	Nathan Karns - POT
July 23-29	Christian Villanueva- MB	Gus Schlosser - LYN
July 30-Aug. 5	Xander Bogaerts - SAL	Dylan Bundy - FRE
Aug. 6-12	Giovanny Urshela - CAR	Erik Johnson- W-S
Aug. 13-19	Drew Hedman - SAL	Brooks Pounders - WIL
Aug. 20-26	Orlando Calixte - WIL	Jordan Cooper - CAR
Aug. 27-Sept. 3	Tommy La Stella - LYN	Tyler Wilson - FRE

2012 REVIEW

CAROLINA LEAGUE

2012 CAROLINA LEAGUE MID-SEASON ALL-STAR TEAM: C Braeden Schlehuber - Lynchburg; C David Freitas - Potomac; 1B Travis Shaw - Salem; 1B Chris Garcia - Lynchburg; 2B Tommy La Stella - Lynchburg; **3B Ty Kelly - Frederick**; SS Xander Bogaerts - Salem; SS Nick Ahmed - Lynchburg; OF Jackie Bradley - Salem; OF Michael Earley - Winston-Salem; OF Brady Shoemaker - Winston-Salem; **OF Jeremy Nowak - Frederick**; DH Jeremie Tice - Carolina; P Shawn Armstrong - Carolina; P Cody Buckel - Myrtle Beach; **P Dylan Bundy - Frederick**; P J.R. Graham - Lynchburg; P Matthew Heidenreich - Winston-Salem; P Kyle Hendricks - Myrtle Beach; P Randy Henry - Myrtle Beach; P Sugar Ray Marimon - Wilmington; P Mike Olmstead - Salem; P Yordano Ventura - Wilmington



HISTORY

2012 CAROLINA LEAGUE POSTSEASON ALL-STAR TEAM: C Braden Schlehuber - Lynchburg; C Christian Vazquez - Salem; 1B Dan Black - Winston-Salem; 2B Ronny Rodriguez - Carolina; 2B Carlos Sanchez - Winston-Salem; 3B Michael Almanzar - Salem; SS Xander Bogaerts - Salem; INF Nick Ahmed - Lynchburg; OF Jackie Bradley - Salem; OF Michael Earley - Winston-Salem; OF Trayce Thompson - Winston-Salem; OF Brady Shoemaker - Winston-Salem; DH Travis Shaw - Salem; SP Gus Schlosser - Lynchburg; RP Ben Rowan - Myrtle Beach; Manager Tommy Thompson - Winston-Salem; Athletic Trainer Jeremy Heller - Carolina



2012 Carolina League Leaders

BATTING AVERAGE

Carlos Sanchez	W-S	.315
Dan Black	W-S	.315
Travis Shaw	SAL	.305
Xander Bogaerts	SAL	.302
Michael Almanzar	SAL	.300
Michael Earley	W-S	.291
Christian Villanueva	MB	.285
Brett Nicholas	MB	.285
Chris Garcia	LYN	.285
Odubel Herrera	MB	.284
Jeremy Nowak	FRE	.281

HITS

Dan Black	W-S	157
Odubel Herrera	MB	142
Nick Ahmed	LYN	136
Michael Earley	W-S	132
Jeremy Nowak	FRE	127
Brett Nicholas	MB	127

HOME RUNS

Aaron Baker	FRE	22
Trayce Thompson	W-S	22
Kevin Keyes	POT	21
Ronny Rodriguez	CAR	19
Dan Black	W-S	17

RBI

Trayce Thompson	W-S	90
Dan Black	W-S	88
Kevin Keyes	POT	78
Michael Early	W-S	73
Travis Shaw	SAL	73
Aaron Baker	FRE	72

RUNS

Nick Ahmed	LYN	84
Dan Black	W-S	82
Marcus Semien	W-S	80
Trayce Thompson	W-S	77
Michael Earley	W-S	76

STOLEN BASES

Nick Ahmed	LYN	40
Delvi Cid	CAR	32
Daniel Wagner	W-S	30
Shannon Wilkerson	SAL	29
Odubel Herrera	MB	27
Blake Kelson	POT	27

DOUBLES

Nick Ahmed	LYN	36
Michael Almanzar	SAL	36
Brett Nicholas	MB	33
Michael Taylor	POT	33
Sean Coyle	SAL	31
Marcus Semien	W-S	31
Travis Shaw	SAL	31

TRIPLES

Tony Wolters	CAR	8
Michael Earley	W-S	7
Tyler Holt	SAL	7
Odubel Hererra	MB	6
Carlos Sanchez	W-S	6
Francisco Soriano	POT	6

SLUGGING PERCENTAGE

Travis Shaw	SAL	.545
Xander Bogaerts	SAL	.505
Trayce Thompson	W-S	.486
Dan Black	W-S	.483
Marcus Semien	W-S	.471

ON-BASE PERCENTAGE

Travis Shaw	SAL	.411
Chris Garcia	LYN	.408
Dan Black	W-S	.392
Xander Bogaerts	SAL	.378
Carlos Sanchez	W-S	.374

GENERAL TEAM
INFO

MANAGEMENT



2012 REVIEW

CAROLINA
LEAGUE



HISTORY



2012 Carolina League Leaders

GENERAL TEAM INFO

MANAGEMENT



2012 REVIEW

CAROLINA LEAGUE



HISTORY

ERA

Kyle Hendricks	MB	2.82
Stephen McCray	W-S	3.30
Gus Schlosser	LYN	3.38
Brandon Workman	SAL	3.40
Keith Couch	SAL	3.46
Jason Adam	WIL	3.53
Randol Rojas	MB	3.73
Dimasther Delgado	LYN	3.92
Aaron Northcraft	LYN	3.98
Justin Collop	W-S	4.17

WINS

Gus Schlosser	LYN	13
Cody Martin	LYN	12
Keith Couch	SAL	11
Aaron Northcraft	LYN	10
Mike Rayl	CAR	10

LOSSES

Michael Goodnight	CAR	13
Jason Adam	WIL	12
Matthew Grace	POT	12
Robbie Ray	POT	12
Aaron Northcraft	LYN	11

SAVES

Ben Rowen	MB	19
Juan Jaime	LYN	18
Michael Olmstead	SAL	16
Jose Flores	CAR	15
Rob Wort	POT	13

COMPLETE GAMES

Keith Couch	SAL	2
Matthew Grace	POT	2
Matthew Heidenreich	W-S	2
Kyle Hendrick	MB	2
Devin Jones	FRE	2
Aaron Northcraft	LYN	2
Matt Swynenberg	POT	2
12 players tied at 1		

GAMES

Matt Chaffee	LYN	45
David Walters	FRE	45
Juan Jaime	LYN	42
Jimmy Reyes	MB	41
Rob Wort	POT	40

GAMES STARTED

Jason Adam	WIL	27
Michael Goodnight	CAR	27
Aaron Northcraft	LYN	27
Mike Rayl	CAR	27
Gus Schlosser	LYN	27

STRIKEOUTS

Aaron Northcraft	LYN	160
Gus Schlosser	LYN	139
Jason Adam	WIL	123
Cody Martin	LYN	123
Tyler Wilson	FRE	114

INNINGS PITCHED

Gus Schlosser	LYN	165.1
Jason Adam	WIL	158.0
Aaron Northcraft	LYN	151.2
Mike Rayl	CAR	149.1
Keith Couch	SAL	145.2

WHIP

Kyle Hendricks	MB	1.06
Brandon Workman	SAL	1.09
Gus Schlosser	LYN	1.14
Jason Adam	WIL	1.16
Stephen McCray	W-S	1.19

SHUTOUTS

9 players tied at 1



ORIOLES FARM SYSTEM

Dylan Bundy spent the majority of his season in Frederick, but baseball's top pitching prospect also made stops in Delmarva and Bowie in 2012.



Baltimore Orioles Top Prospects

2013 ORGANIZATIONAL TOP 30 (*Baseball America*)

GENERAL TEAM
INFO

MANAGEMENT



2012 REVIEW

CAROLINA
LEAGUE



HISTORY

Name	Pos.	2012 Club(s)	Age	B/T	Ht.	Wt.
1 Dylan Bundy	RHP	Delmarva, Frederick, Bowie, Baltimore	20	R/R	6-1	195
2 Kevin Gausman	RHP	Aberdeen, Frederick	22	R/R	6-4	185
3 Jonathan Schoop	2B/SS	Bowie	21	R/R	6-1	187
4 Nick Delmonico	1B/2B	Delmarva	20	L/R	6-2	196
5 Eduardo Rodriguez	LHP	Delmarva	19	L/L	6-2	175
6 L.J. Hoes	OF	Bowie, Norfolk, Baltimore	23	R/R	6-0	190
7 Xavier Avery	OF	Norfolk, Baltimore	23	L/L	6-0	190
8 Mike Wright	RHP	Frederick, Bowie	23	R/R	6-5	195
9 Branden Kline	RHP	Aberdeen	21	R/R	6-3	195
10 Adrian Marin	SS	GCL Orioles, Delmarva	19	R/R	6-0	165
11 Tim Berry	LHP	Delmarva, Frederick, Bowie	22	L/L	6-3	180
12 Christian Walker	1B	Aberdeen	22	R/R	6-0	220
13 Henry Urrutia	OF	First year	26	S/L	6-3	180
14 Glynn Davis	OF	Delmarva, Frederick	21	R-R	6-3	170
15 Torsten Boss	3B	Aberdeen, Frederick	22	L/R	6-0	190
16 Steve Johnson	RHP	Norfolk, Baltimore	25	R/R	6-1	220
17 Clay Schrader	RHP	Frederick, Bowie	22	L/R	5-11	200
18 Devin Jones	RHP	Delmarva, Frederick	22	R/R	6-2	170
19 Josh Hader	LHP	GCL Orioles, Aberdeen	19	L/L	6-3	160
20 Zach Davies	RHP	Delmarva	20	R/R	6-0	150
21 Tsuyoshi Wada	LHP	Norfolk	32	L/L	5-11	180
22 T.J. McFarland	LHP	Akron (CLE), Columbus (CLE)	23	L/L	6-3	220
23 Parker Bridwell	RHP	Delmarva	21	R/R	6-4	190
24 Mike Belfiore	LHP	Visalia (ARI), Bowie	24	R/L	6-2	220
25 Lex Rutledge	LHP	GCL Orioles, Aberdeen	22	L/L	6-1	195
26 Tyler Wilson	RHP	Delmarva, Frederick	23	R/R	6-2	185
27 Brenden Webb	OF	Delmarva, Frederick	23	L/L	6-3	190
28 Oliver Drake	RHP	Bowie	26	R/R	6-4	215
29 Greg Lorenzo	OF	GCL Orioles, Aberdeen, Delmarva	21	R/R	6-0	160
30 Ty Kelly	INF/OF	Norfolk, Frederick, Bowie	24	R/R	6-0	185

ORIOLES' TOP DRAFT PICKS SINCE 2003

2003	Nick Markakis	OF	Baltimore Orioles
2004	Wade Townsend (Did not sign)	RHP	Out of Baseball
2005	Brandon Snyder	1B	Texas Rangers
2006	Billy Rowell	3B	Baltimore Orioles
2007	Matt Wieters	C	Baltimore Orioles
2008	Brian Matusz	LHP	Baltimore Orioles
2009	Matt Hobgood	RHP	Baltimore Orioles
2010	Manny Machado	SS	Baltimore Orioles
2011	Dylan Bundy	RHP	Baltimore Orioles
2012	Kevin Gausman	RHP	Baltimore Orioles



2012 Organizational Leaders

BATTING AVERAGE			ERA		
Ty Kelly	BOW	.327	Zach Clark	NOR	2.79
Robbie Widlansky	BOW	.316	Richard Zagone	NOR	3.41
Buck Britton	BOW	.289	Jason Berken	NOR	3.50
L.J. Hoes	NOR	.287	Mark Blackmar	ABD	3.57
Jeremy Nowak	FRE	.281	Eddie Gamboa	BOW	3.61
John Ruettiger	FRE	.280	Eduardo Rodriguez	DEL	3.70
Antoan, Richardson	BOW	.270	Sebastian Vader	ABD	3.71
Aaron Baker	ABD	.270	Tyler Wilson	FRE	3.84
Zelous Wheeler	BOW	.269	Zach Davies	DEL	3.86
Manny Machado	BOW	.266	Jacob Pettit	BOW	3.86

Home Runs			WINS		
Brandon Waring	NOR	24	Zach Clark	NOR	15
Aaron Baker	ABD	22	Jacob Pettit	BOW	11
Bill Hall	NOR	15	Eddie Gamboa	BOW	10
Three others tied at 14			Tyler Wilson	FRE	10
			Mike Wright	BOW	10

RBI			SAVES		
Robbie Widlansky	BOW	83	Kyler Newby	BOW	20
Aaron Baker	ABD	76	Greg Burke	NOR	17
Ty Kelly	BOW	70	David Walters	FRE	12
Brandon Waring	NOR	63	Ryan Berry	BOW	11
Brenden Webb	FRE	61	Pat Neshek	NOR	11

STOLEN BASES			STRIKEOUTS		
Glynn Davis	BOW	37	Tyler Wilson	FRE	143
John Ruettiger	FRE	28	Dylan Bundy	BOW	119
Antoan Richardson	BOW	27	Tim Berry	FRE	109
Xavier Avery	NOR	22	Tim Bascom	BOW	100
L.J. Hoes	NOR	20	Two others tied at 100		

*BOLD = Played for Keys in 2012

GENERAL TEAM
INFO

MANAGEMENT



2012 REVIEW

CAROLINA
LEAGUE



HISTORY



2012 Organizational Leaders

GENERAL TEAM
INFO

MANAGEMENT



2012 REVIEW

CAROLINA
LEAGUE



HISTORY

TEAM HITTING

TEAM	AVG	AB	R	H	HR	BB	SO	SB	CS
Bowie	.265	4741	697	1258	125	584	972	117	38
Frederick	.253	4501	579	1140	99	463	1046	129	68
Norfolk	.250	4831	586	1208	111	495	1091	16	35
Delmarva	.240	4516	567	1082	67	507	1031	130	39
Aberdeen	.234	2544	301	595	30	237	553	83	23
DSL Orioles	.234	2319	312	542	10	256	557	116	64
GCL Orioles	.223	1837	186	409	15	139	412	37	16

TEAM PITCHING

TEAM	W-L	ERA	H	CG	SHO	SV	HR	BB	SO
Norfolk	74-70	3.41	1175	7	11	38	80	441	1036
DSL Orioles	34-36	3.42	556	2	4	16	13	275	503
GCL Orioles	25-35	3.76	454	0	5	13	12	191	505
Bowie	78-64	3.79	1208	2	9	51	90	403	1019
Aberdeen	28-48	4.07	624	0	1	17	28	337	574
Frederick	62-77	4.19	1217	3	11	35	126	399	977
Delmarva	52-86	4.36	1184	4	2	27	89	507	931

Baltimore Orioles Minor League Affiliates in 2013

AAA:	Norfolk Tides (International League)
AA:	Bowie Baysox (Eastern League)
A+:	Frederick Keys (Carolina League)
A:	Delmarva Shorebirds (South Atlantic League)
A-:	Aberdeen IronBirds (New York-Penn League)
Rookie:	GCL Orioles (Gulf Coast League)
Rookie:	DSL Orioles (Dominican Summer League)



Norfolk Tides Statistics

BATTERS	AVG	G	AB	R	H	2B	3B	HR	RBI	TB	BB	SO	SB	CS	OBP	SLG	OPS
Ryan Adams	.224	65	232	26	52	18	0	4	20	82	27	60	2	2	.312	.353	.665
Robert Andino	.333	2	9	1	3	0	0	0	2	3	1	1	0	0	.400	.333	.733
Matt Antonelli	.204	29	93	11	19	4	0	1	7	26	19	23	1	2	.357	.280	.636
Xavier Avery	.236	102	390	57	92	13	5	8	34	139	51	106	22	7	.330	.356	.686
Josh Barfield	.000	4	8	0	0	0	0	0	0	0	1	3	0	0	.111	.000	.111
Scott Beerer	.215	18	65	6	14	2	1	0	7	18	2	5	0	0	.250	.277	.527
Josh Bell	.094	9	32	2	3	2	0	1	3	8	7	8	0	1	.256	.250	.506
Buck Britton	.100	3	10	0	1	0	0	0	0	1	0	3	0	0	.100	.100	.200
Endy Chavez	.149	15	47	2	7	3	0	0	4	10	2	6	0	0	.192	.213	.405
Blake Davis	.251	108	355	33	89	17	4	3	38	123	25	61	6	0	.299	.346	.646
Allan de San Miguel	.000	1	3	0	0	0	0	0	0	0	0	1	0	0	.000	.000	.000
Luis Exposito	.268	55	205	26	55	11	1	6	23	86	18	35	0	2	.326	.420	.745
Ryan Flaherty	.289	9	38	5	11	1	1	2	3	20	2	9	0	0	.341	.526	.868
Lew Ford	.331	62	242	35	80	14	3	11	40	133	23	43	8	2	.390	.550	.939
Bill Hall	.246	90	342	38	84	18	0	15	45	147	26	141	2	1	.300	.430	.730
John Hester	.265	10	34	7	9	4	0	1	1	16	3	8	0	0	.342	.471	.813
L.J. Hoes	.300	82	317	54	95	14	4	3	38	126	34	43	8	7	.374	.397	.771
Jamie Hoffman	.254	110	366	49	93	19	2	11	44	149	54	74	9	2	.347	.407	.754
Caleb Joseph	.206	22	68	6	14	4	1	0	7	20	8	10	0	0	.289	.294	.584
Ty Kelly	.278	11	36	3	10	1	0	1	2	14	4	3	1	0	.350	.389	.739
Joe Mahoney	.265	132	491	54	130	29	1	10	56	191	35	95	4	2	.319	.389	.708
Nate McLouth	.244	47	180	29	44	5	2	10	33	83	18	0	26	5	.325	.461	.708
Jai Miller	.196	53	179	20	35	10	1	8	21	71	27	95	3	1	.308	.397	.705
Ronny Paulino	.287	40	150	13	43	9	1	1	15	57	13	25	0	0	.341	.380	.721
Antoan Richardson	.160	9	25	4	4	0	0	0	0	4	7	6	1	0	.344	.160	.604
Brian Roberts	.238	5	21	2	5	2	0	0	1	7	2	4	0	0	.304	.333	.638
Chris Robinson	.232	52	177	18	41	10	2	0	18	55	15	27	0	2	.298	.311	.609
Carlos R Rojas	.208	39	106	8	22	2	0	0	7	24	9	20	0	0	.270	.226	.496
Sammie Starr	.000	1	4	0	0	0	0	0	0	0	0	2	0	0	.000	.000	.000
Bobby Stevens	.111	3	9	0	1	1	0	0	0	2	0	1	0	0	.200	.222	.422
Miguel Tejada	.259	36	135	10	35	5	0	0	18	40	11	16	1	0	.325	.296	.621
Scott Thomas	.143	5	14	2	2	0	0	0	0	2	0	5	0	0	.143	.143	.286
Steve Tolleson	.278	50	162	15	45	8	0	1	21	56	23	32	3	2	.358	.346	.704
Brandon Waring	.248	66	234	44	58	12	0	13	33	109	23	86	0	1	.337	.466	.803
Zelous Wheeler	.231	14	52	6	12	2	0	1	3	17	5	8	0	1	.310	.327	.637
Team Total	.250	144	4831	586	1208	240	29	111	544	1839	495	1091	76	35	.324	.381	.705

GENERAL TEAM
INFO

MANAGEMENT



2012 REVIEW

CAROLINA
LEAGUE



HISTORY



Norfolk Tides Statistics

GENERAL TEAM INFO

PITCHERS	W	L	ERA	G	GS	CG	SHO	SV	SVO	IP	H	R	ER	HR	BB	SO
Jake Arrieta	5	4	4.02	10	10	1	1	0	0	56.0	46	25	25	3	28	54
Timothy Lincecum	0	0	3.68	4	2	0	0	0	0	14.2	8	6	6	1	11	12
Eric Beaulac	1	0	0.00	3	1	0	0	0	0	5.1	2	1	0	0	6	1
Brad Bergesen	4	3	4.03	22	10	0	0	1	2	80.1	90	42	36	10	23	41
Jason Berken	5	6	3.50	26	26	1	0	0	0	144.0	160	73	56	10	39	98
Matthew Bischoff	0	1	6.00	1	1	0	0	0	0	3.0	4	3	2	0	1	2
Zack Britton	4	2	4.91	9	9	0	0	0	0	51.1	49	29	28	5	20	37
Greg Burke	2	1	1.53	21	0	0	0	3	5	35.1	25	8	6	1	11	30
Zack Clark	5	2	1.75	8	7	1	1	0	0	46.1	38	10	9	1	16	32
Allan de San Miguel	0	1	INF	1	0	0	0	0	0	0.0	2	1	1	0	2	0
Pat Egan	1	1	1.65	3	0	0	0	0	0	16.1	9	3	3	0	1	12
Dana Eveland	5	5	2.79	14	14	0	0	0	0	84.0	82	32	26	0	28	55
Willie Eyre	1	3	7.92	21	0	0	0	0	0	25.0	33	22	22	2	15	20
Zack Fowler	2	0	4.50	3	0	0	0	0	0	8.0	9	4	4	0	4	5
Eddie Gamboa	1	1	7.02	4	3	0	0	0	0	16.2	20	13	13	4	5	9
Chris George	0	1	11.25	4	1	0	0	0	1	8.0	13	10	10	2	5	5
Sean Gleason	0	0	7.20	3	0	0	0	0	0	5.0	9	6	4	1	3	3
Miguel Gonzalez	3	2	1.61	14	6	0	0	1	1	44.2	22	12	8	1	10	53
Tommy Hunter	2	1	4.66	3	3	1	0	0	0	19.1	20	10	10	2	5	14
Steve Johnson	4	8	2.86	19	14	1	0	0	0	91.1	66	38	29	7	31	86
Jon Link	1	2	3.48	18	14	1	0		0	20.2	23	12	8	2	7	16
Andy Loomis	0	0	2.79	6	0	0	0	0	0	9.2	15	4	3	0	2	8
Brian Matusz	2	1	4.21	10	6	1	1	1	2	47.0	43	24	22	2	15	32
Cole McCurry	0	0	3.18	2	0	0	0	1	1	5.2	6	2	2	0	2	6
Jamie Moyer	1	1	1.69	3	3	0	0	0	0	16.0	11	4	3	1	0	16
Pat Neshek	3	2	2.66	35	0	0	0	11	14	44.0	42	13	13	1	7	49
Kyler Newby	0	0	0.00	1	0	0	0	1	1	1.0	1	0	0	0	1	0
Zack Petersime	0	3	3.86	5	3	0	0	0	0	16.1	16	8	7	2	6	13
Zack Phillips	2	2	3.17	42	0	0	0	7	12	54.0	56	22	19	1	22	45
Joel Pineiro	1	0	3.65	2	2	0	0	0	0	12.1	10	5	5	0	0	9
Stuart Pomeranz	0	0	0.00	5	0	0	0	2	2	10.0	2	0	0	0	2	15
Carlos R Rojas	0	1	4.50	3	0	0	0	1	1	4.0	4	2	2	1	1	0
J.C. Romero	1	0	2.51	17	1	0	0	2	2	14.1	10	4	4	0	5	13
Rich Rundles	1	0	2.03	4	1	0	0	0	0	13.1	6	5	3	0	5	13
Miguel Socolovich	4	0	1.90	28	0	0	0	2	2	52.0	33	13	11	4	14	52
Chris Tillman	8	8	3.63	16	15	1	0	0	0	89.1	85	36	36	5	30	92
Steve Tolleson	0	0	0.00	1	0	0	0	0	0	1.0	1	1	0	0	0	0
Oscar Villarreal	3	4	2.88	37	2	0	0	1	3	68.2	62	30	22	1	27	49
Pedro Viola	0	0	7.80	11	0	0	0	0	1	15.0	14	14	13	4	15	17
Tsuyoshi Wada	0	1	20.25	1	1	0	0	0	0	2.2	6	6	6	1	4	1
David Walters	0	0	11.57	1	0	0	0	0	0	2.1	3	3	3	1	1	1
Dontrelle Willis	0	3	8.53	4	1	0	0	0	0	6.1	10	8	6	0	4	4
Richard Zagone	2	0	0.00	4	2	0	0	1	1	20.1	9	0	0	0	7	16
Team Total	74	70	3.41	144	144	7	11	38	55	1280.2	1175	564	485	80	441	1036

MANAGEMENT



2012 REVIEW

CAROLINA LEAGUE



HISTORY



Bowie Baysox Statistics

BATTERS	AVG	G	AB	R	H	2B	3B	HR	RBI	TB	BB	SO	SB	CS	OBP	SLG	OPS
Travis Adair	.164	40	122	9	20	2	0	1	12	25	10	21	2	1	.226	.205	.430
Edgardo Baez	.167	3	6	0	1	0	0	0	0	1	1	1	1	0	.286	.167	.452
Aaron Baker	.429	2	7	1	3	1	0	0	4	4	2	2	0	0	.556	.571	1.127
Josh Barfield	.267	80	286	41	76	19	1	1	30	100	23	30	17	6	.318	.351	.669
Wilson Betemit	.250	2	8	1	2	0	0	1	4	5	0	1	0	0	.250	.625	.675
Buck Britton	.294	99	377	54	111	23	1	0	54	163	37	60	5	5	.357	.432	.790
Steven Bumbry	.170	29	88	6	15	4	0	1	6	22	10	23	1	1	.255	.250	.505
Endy Chavez	.200	3	10	3	2	0	0	0	0	2	2	0	0	0	.333	.200	.533
Allan de San Miguel	.225	31	111	13	25	8	1	4	18	47	15	33	1	0	.315	.423	.738
Michael Flacco	.091	4	11	0	1	0	0	0	0	1	0	4	0	0	.091	.091	.182
L.J. Hoes	.265	51	196	25	52	9	3	2	16	73	21	33	12	5	.368	.372	.741
Rhyn Hughes	.278	75	266	50	74	19	1	13	51	134	41	74	4	1	.370	.504	.874
Caleb Joseph	.272	80	279	38	76	17	1	12	48	131	29	60	2	0	.343	.470	.812
Ty Kelly	.308	46	172	24	53	11	2	1	27	71	21	28	1	0	.384	.413	.797
Manny Machado	.266	109	402	60	107	26	5	11	59	176	48	70	13	4	.352	.438	.789
Nick Markakis	.300	3	10	4	3	1	0	2	4	10	2	2	0	0	.417	1.000	1.417
Jai Miller	.195	44	133	12	26	5	0	4	17	43	18	64	2	1	.288	.323	.611
Mark Reynolds	.143	2	7	0	1	0	0	0	0	1	2	4	0	0	.333	.143	.476
Antoan Richardson	.279	90	290	68	81	4	4	1	16	96	61	60	26	5	.415	.331	.746
Brian Roberts	.250	7	16	4	4	3	0	1	3	10	4	3	0	0	.381	.625	1.006
Carlos Rojas	.296	9	27	2	8	1	0	0	2	9	2	6	0	1	.345	.333	.678
Michael Rooney	.333	2	6	1	2	0	0	0	0	2	0	0	0	0	.333	.333	.667
John Rucettiger	.240	9	25	2	6	0	0	0	1	6	4	3	3	0	.345	.240	.585
Jonathan Schoop	.245	124	485	68	119	24	1	14	56	187	50	103	5	3	.324	.386	.710
Kipp Schutz	.077	5	13	0	1	0	0	0	1	1	1	2	0	0	.143	.077	.220
Bobby Stevens	.000	2	7	0	0	0	0	0	0	0	0	2	0	0	.000	.000	.000
Taylor Teagarden	.286	3	7	1	2	1	0	0	0	3	3	3	0	0	.500	.429	.929
Scott Thomas	.231	5	13	1	3	1	0	0	0	4	1	1	0	0	.286	.308	.593
Tyler Townsend	.247	21	73	11	18	2	0	6	13	38	10	24	0	0	.337	.521	.858
Brian Ward	.217	50	161	18	35	5	0	1	12	43	24	24	4	0	.324	.267	.592
Brandon Waring	.276	52	185	38	51	16	1	11	30	102	27	56	2	0	.389	.551	.940
Ronnie Welty	.286	37	140	23	40	11	2	8	30	79	3	38	1	1	.303	.564	.868
Zelous Wheeler	.275	97	334	48	92	18	2	13	44	153	38	63	5	1	.363	.458	.821
Robbie Widlansky	.318	128	469	71	148	35	1	8	83	209	64	74	11	3	.404	.446	.850
Team Total	.265	142	4741	697	1258	266	26	125	640	1951	584	972	117	36	.350	.412	.762

GENERAL TEAM
INFO

MANAGEMENT



2012 REVIEW

CAROLINA
LEAGUE



HISTORY



Bowie Baysox Statistics

GENERAL TEAM INFO

MANAGEMENT



2012 REVIEW

CAROLINA LEAGUE



HISTORY

PITCHERS	W	L	ERA	G	GS	CG	SHO	SV	SVO	IP	H	R	ER	HR	BB	SO
Timothy Lincecum	6	6	4.41	23	21	0	0	0	0	120.1	121	65	59	9	45	88
Michael Belfiore	5	1	2.85	28	0	0	0	2	4	47.1	43	20	15	2	21	50
Ryan Berry	0	0	0.00	1	0	0	0	0	0	3.0	1	0	0	0	0	1
Tim Berry	0	1	37.80	1	1	0	0	0	0	1.2	7	9	7	0	2	4
Zack Britton	1	0	0.75	2	2	0	0	0	0	12.0	8	4	1	0	3	11
Bobby Bundy	2	11	6.25	17	17	0	0	0	0	80.2	98	66	56	7	35	64
Dylan Bundy	2	0	3.24	3	3	0	0	0	0	16.2	14	7	6	1	8	13
Greg Burke	1	0	1.53	23	0	0	0	14	6	29.1	21	6	5	0	4	20
Matt Bywater	1	0	0.00	1	1	0	0	0	0	5.0	2	0	0	0	0	3
Zack Clark	10	5	3.19	20	19	1	0	0	0	121.1	112	47	43	8	38	66
Oliver Drake	1	1	1.50	3	3	0	0	0	0	18.0	8	4	3	1	4	15
Pat Egan	3	0	1.60	31	0	0	0	2	3	50.2	50	13	9	1	12	41
Eddie Gamboa	8	4	3.33	23	13	0	0	1	1	92.0	103	41	34	4	17	71
Sean Gleason	2	1	5.97	17	4	0	0	1	2	37.2	50	31	25	5	12	30
Jason Gurka	2	3	3.60	12	0	0	0	1	1	20.0	19	8	8	3	12	22
Robert Hinton	1	1	3.34	41	1	0	0	1	1	59.1	61	28	22	4	14	60
Tommy Hunter	1	0	0.00	2	1	1	1	1	1	10.0	3	0	0	0	1	6
Matt Lindstrom	0	0	3.86	2	1	0	0	0	0	2.1	4	3	1	0	1	1
Andy Loomis	0	1	5.63	10	1	0	0	1	1	16.0	20	13	10	3	3	16
Cole McCurry	0	7	6.46	11	9	0	0	0	0	46.0	55	35	33	5	22	26
Kyler Newby	5	4	2.44	42	0	0	0	19	20	55.1	38	18	15	1	21	74
Wynn Pelzer	0	2	9.00	3	0	0	0	0	0	3.0	4	3	3	0	2	4
Chris Petrini	6	3	2.62	24	0	0	0	1	1	68.2	59	24	20	1	22	67
Jacob Pettit	11	3	3.86	24	21	0	0	0	0	123.2	114	57	53	16	24	86
Stuart Pomeranz	0	0	0.00	5	0	0	0	1	1	13.1	7	2	0	0	1	20
Clay Schrader	1	0	2.74	19	0	0	0	1	1	23.0	15	7	7	1	24	17
Chris Tillman	0	1	8.10	1	1	0	0	0	0	3.1	4	3	3	0	2	2
Pedro Viola	0	2	3.34	25	0	0	0	4	6	32.1	23	12	12	3	8	50
Ross Wolf	0	0	6.75	7	0	0	0	1	1	8.0	12	6	6	2	2	7
Mike Wright	5	3	4.91	12	12	0	0	0	0	62.1	71	38	34	7	17	45
Richard Zagone	4	4	4.86	11	11	0	0	0	0	66.2	61	41	36	6	26	39
Team Total	78	64	3.79	142	142	2	9	51	60	1249.0	1208	611	526	90	403	1019



Delmarva Shorebirds Statistics

BATTERS	AVG	G	AB	R	H	2B	3B	HR	RBI	TB	BB	SO	SB	CS	OBP	SLG	OPS
Roderick Bernadina	.298	31	104	8	31	4	0	2	12	41	9	21	3	1	.371	.394	.765
Anthony Caronia	.100	7	20	0	2	0	0	0	0	2	1	7	1	0	.143	.100	.243
Endy Chavez	.111	3	9	2	1	0	0	0	1	1	2	1	0	0	.273	.111	.384
Justin Dalles	.329	20	70	13	23	5	0	4	12	40	11	13	0	0	.410	.571	.981
Adam Davis	.200	35	105	11	21	2	0	3	13	32	7	30	2	0	.276	.305	.581
Glynn Davis	.252	101	397	53	100	15	2	0	25	120	51	91	29	9	.342	.302	.644
Nick Delmonico	.249	95	338	49	84	22	0	11	54	139	47	73	8	1	.351	.411	.762
Jason Esposito	.209	123	473	52	99	13	2	5	51	131	26	113	8	3	.260	.277	.537
Mychal Givens	.243	100	337	43	82	15	0	2	27	103	39	49	13	8	.330	.306	.635
Lucas Herbst	.136	13	44	4	6	1	0	2	6	13	2	5	0	1	.191	.295	.487
Kyle Hoppy	.117	16	60	5	7	1	0	1	6	11	4	13	0	1	.172	.183	.355
Austin Knight	.111	5	9	1	1	1	0	0	0	2	1	3	0	0	.200	.222	.422
Dudley Leonora	.163	16	49	3	8	2	0	0	0	10	3	11	0	0	.212	.204	.416
Gabriel Line	.216	56	206	28	45	13	0	4	18	70	16	64	1	1	.282	.340	.622
Gregory Lorenzo	.333	19	72	13	24	2	2	1	3	33	1	22	6	2	.368	.458	.827
Adrian Marin	.286	6	21	5	6	0	0	0	2	6	1	2	2	0	.348	.286	.634
Conner Narron	.232	119	439	49	102	21	1	10	58	155	39	101	2	3	.300	.353	.653
Michael Ohlman	.304	51	171	27	52	16	2	2	28	78	33	27	0	1	.411	.456	.827
Jerome Pena	.250	21	80	13	20	4	1	1	8	29	8	19	3	0	.326	.363	.688
Mike Planeta	.272	78	294	43	80	19	2	1	27	106	23	78	12	0	.326	.361	.687
Brian Roberts	.200	2	5	0	1	0	0	0	0	1	1	1	0	0	.333	.200	.533
Michael Rooney	.067	3	15	0	1	1	0	0	0	2	0	5	0	0	.067	.133	.200
John Ruettiger	.305	26	105	17	32	6	0	0	13	38	13	20	10	1	.378	.362	.740
Steel Russell	.333	1	3	0	1	0	0	0	0	0	1	0	0	0	.333	.333	.667
Wynston Sawyer	.221	80	289	26	64	14	0	2	49	84	39	52	2	1	.318	.291	.608
Sammie Starr	.238	106	369	42	88	25	2	4	41	129	34	59	9	3	.324	.350	.673
Taylor Teagarden	.333	3	9	0	3	2	0	0	3	5	2	5	0	0	.417	.556	.972
Joe Velleggia	.208	6	24	2	5	2	0	1	4	10	1	8	0	0	.240	.417	.657
Brenden Webb	.251	101	311	51	78	23	4	11	48	142	87	108	18	3	.422	.457	.878
Tom Winegarden	.174	28	86	7	15	2	0	0	2	17	6	29	1	0	.226	.198	.423
Team Total	.240	138	4516	567	1082	232	18	67	511	1551	507	1031	130	39	.324	.343	.667

GENERAL TEAM
INFO

MANAGEMENT



2012 REVIEW

CAROLINA
LEAGUE



HISTORY



Delmarva Shorebirds Statistics

GENERAL TEAM INFO

MANAGEMENT



2012 REVIEW

CAROLINA LEAGUE



HISTORY

PITCHERS	W	L	ERA	G	GS	CG	SHO	SV	SVO	IP	H	R	ER	HR	BB	SO
David Baker	2	3	4.66	21	0	0	0	2	4	36.2	38	23	19	2	18	30
Jesse Beal	2	4	4.70	27	0	0	0	3	6	59.1	71	42	31	4	19	45
Eric Beaulac	0	1	5.79	4	0	0	0	0	1	4.2	8	3	3	0	6	7
Tim Berry	2	7	5.02	10	10	0	0	0	0	52.0	60	38	29	3	17	44
Matthew Bischoff	0	0	11.37	6	0	0	0	0	0	6.1	14	8	8	1	4	5
Parker Bridwell	5	9	5.98	23	22	1	0	0	0	114.1	122	82	76	15	63	71
Dylan Bundy	1	0	0.00	8	8	0	0	0	0	30.0	5	2	0	0	2	40
Matt Bywater	1	1	1.56	8	0	0	0	0	0	17.1	8	4	3	1	5	9
Miguel Chalas	9	8	5.02	24	21	0	0	0	1	113.0	128	76	63	11	43	76
Cameron Coffey	0	0	4.50	1	0	0	0	0	0	2.0	2	1	1	1	2	0
Jake Cowan	1	0	2.22	13	0	0	0	5	5	28.1	22	13	7	0	26	23
Zackary Davies	5	7	3.86	25	17	0	0	1	1	114.1	109	52	49	11	46	91
Gene Escat	3	2	3.96	18	0	0	0	1	2	25.0	24	13	11	3	8	23
Zack Fowler	0	1	3.18	20	0	0	0	2	2	45.1	43	20	16	3	13	42
Juan Guzman	1	3	7.08	5	3	0	0	0	1	20.1	30	19	16	4	9	21
Trent Howard	2	0	1.93	6	0	0	0	0	0	23.1	21	7	5	1	7	16
Devin Jones	1	6	2.65	19	0	0	0	3	3	54.1	49	20	16	1	11	51
Austin Knight	0	1	13.50	1	0	0	0	0	0	0.2	0	1	1	0	4	2
Williams Louico	0	7	6.06	23	12	0	0	1	1	68.1	60	59	46	4	63	45
Jason Mcracken	1	0	1.08	5	0	0	0	1	1	8.1	12	1	1	0	2	6
Justin Moore	1	2	5.14	3	3	0	0	0	0	14.0	14	12	8	2	6	7
Jose Nivar	0	3	10.95	10	0	0	0	0	0	12.1	17	18	15	0	17	13
Ryan Palssha	0	0	5.68	10	0	0	0	0	0	12.2	11	8	8	2	11	16
Zack Petersime	0	0	2.78	10	0	0	0	5	5	22.2	19	7	7	0	7	10
Jorge Rivera	0	0	27.00	1	0	0	0	0	1	0.2	1	2	2	0	3	0
Eduardo Rodriguez	5	7	3.70	22	22	1	0	0	0	107.0	103	56	44	4	30	73
Alex Schmarzo	0	1	6.14	8	0	0	0	1	1	14.2	16	10	10	1	4	17
Matt Taylor	5	7	4.33	23	12	2	0	1	3	95.2	103	59	46	7	41	85
Bobby Wilkins	0	0	1.59	9	0	0	0	0	1	11.1	7	5	2	0	3	4
Tyler Wilson	3	3	5.06	6	6	0	0	0	0	32.0	30	19	18	4	11	29
Eric Wooten	2	3	3.46	11	2	0	0	1	2	39.0	37	20	15	4	6	30
Team Total	52	86	4.36	138	138	4	2	27	41	1186.0	1184	700	575	89	507	931



GCL Orioles Statistics

PITCHERS	W	L	ERA	G	GS	CG	SHO	SV	SVO	IP	H	R	ER	HR	BB	SO
Dioni Dominguez	3	1	3.18	10	0	0	0	0	0	22.2	17	8	8	0	13	27
Jose Figueroa	0	0	3.93	16	0	0	0	6	1	18.1	16	8	8	0	11	16
Chris Green	1	0	0.00	3	0	0	0	0	0	5.0	2	0	0	0	0	10
Kevin Grendell	0	4	7.27	7	7	0	0	0	0	17.1	17	15	14	2	1	29
Nicholas Grim	0	0	11.74	6	0	0	0	0	0	7.2	12	10	10	0	9	4
Josh Hader	2	0	2.6	12	0	0	0	2	2	20.1	12	7	6	2	7	35
Yi-Hsiang Lin	0	5	6.62	11	5	0	0	0	0	32.1	40	35	24	1	16	22
Matt Lindstrom	0	0	4.50	2	2	0	0	0	0	2.0	2	1	1	0	0	2
Sean McAdams	3	0	6.27	13	0	0	0	0	1	18.2	24	16	13	0	12	20
Jason McCracken	2	2	3.43	5	4	0	0	0	0	21.0	18	9	8	0	10	15
Jhondaniel Medina	1	3	3.72	10	7	0	0	2	3	46.0	33	20	19	2	17	47
Bennett Parry	1	1	2.79	4	3	0	0	0	0	19.1	13	6	6	1	2	26
Dan Pellegrino	0	0	19.29	2	0	0	0	0	0	2.1	5	5	5	0	1	3
Elias Pinales	2	3	2.48	8	7	0	0	0	0	36.1	30	13	10	1	9	33
Joel Pineiro	0	0	2.25	3	3	0	0	0	0	12.0	9	4	3	0	1	10
Jake Pintar	0	2	3.57	11	0	0	0	0	0	17.2	19	8	7	2	9	11
Duke Porter	0	0	1.80	6	0	0	0	0	0	10.0	6	2	2	0	4	5
Luc Rennie	1	1	3.04	12	0	0	0	1	1	26.2	24	10	9	0	9	27
Joe Rosan	0	0	0.00	3	0	0	0	0	0	4.0	1	0	0	0	1	4
Lex Rutledge	0	1	1.64	6	0	0	0	0	0	11.0	9	6	2	0	3	13
Domingo Salas	3	2	3.96	12	5	0	0	1	2	36.1	45	18	16	1	14	34
Alexander Santana	3	1	3.38	6	6	0	0	0	0	29.1	23	15	11	0	12	33
Ron Shreurs	0	0	0.00	2	0	0	0	0	0	3.0	0	0	0	0	1	3
Janser Severino	1	5	4.89	13	4	0	0	0	0	38.2	41	25	21	0	11	38
Dennis Torres	0	0	0.00	2	0	0	0	0	0	2.1	2	0	0	0	0	2
Brady Wager	0	2	4.26	6	3	0	0	0	0	12.2	15	8	6	0	5	12
Eric Wooten	2	0	0.00	3	2	0	0	0	0	14.0	7	0	0	0	3	15
Joseph Yermal	0	2	1.42	5	2	0	0	1	1	12.2	12	4	2	0	0	9
Team Total	25	35	3.76	60	60	0	5	13	17	499.2	454	253	203	12	191	505

GENERAL TEAM
INFO

MANAGEMENT



2012 REVIEW

CAROLINA
LEAGUE



HISTORY



Aberdeen IronBirds Statistics

GENERAL TEAM INFO	2012 REVIEW																					
	BATTERS	AVG	G	AB	R	H	2B	3B	HR	RBI	TB	BB	SO	SB	CS	OBP	SLG	OPS				
	Ryan Adams	.333	2	6	0	2	0	0	0	1	2	2	1	0	0	.500	.333	.833				
	Aaron Baker	.250	1	4	0	1	1	0	0	0	2	0	2	0	0	.250	.500	.750				
	Roderick Bernadina	.259	30	116	19	30	5	1	0	14	37	9	19	4	0	.313	.319	.631				
	Torsten Boss	.257	65	237	33	61	14	4	5	27	98	30	53	9	3	.360	.414	.774				
	Doug Bream	.260	15	50	7	13	5	0	1	11	21	1	2	0	0	.315	.420	.735				
	Anthony Caronia	.233	33	103	13	24	1	2	1	7	32	12	26	10	4	.316	.311	.627				
	Adam Davis	.000	1	3	0	0	0	0	0	0	0	0	1	0	0	.000	.000	.000				
	Cameron Edman	.211	42	152	14	32	9	0	4	24	53	9	40	0	0	.256	.349	.605				
MANAGEMENT	Lucas Herbst	.270	38	141	21	38	7	4	1	16	56	2	23	2	2	.293	.397	.690				
	Manuel Hernandez	.180	15	50	3	9	3	0	0	4	12	4	12	0	1	.283	.240	.523				
	Will Howard	.217	65	240	21	52	8	0	0	20	60	18	50	13	3	.270	.250	.520				
	Joel Hutter	.257	64	245	22	63	16	1	0	30	81	21	30	3	0	.317	.331	.648				
	Scott Kalush	.138	35	94	7	13	1	0	0	5	14	18	30	1	2	.283	.149	.432				
	Sam Kimmel	.282	47	163	21	46	4	3	3	18	65	14	20	9	3	.346	.399	.745				
	Dudley Leonora	.200	12	35	1	7	2	0	0	3	9	2	5	0	0	.243	.257	.500				
	Gregory Lorenzo	.317	9	41	8	13	1	0	0	6	14	1	5	6	1	.364	.341	.705				
	Adrian Marin	.286	6	21	5	6	0	0	0	2	6	1	2	2	0	.348	.286	.634				
	Conner Narron	.232	119	439	49	102	21	1	10	58	155	39	101	2	3	.300	.353	.653				
KEYS	Michael Ohlman	.304	51	171	27	52	16	2	2	28	78	33	27	0	1	.411	.456	.868				
	Jerome Pena	.250	21	80	13	20	4	1	1	8	29	8	19	3	0	.326	.363	.688				
	Mike Planeta	.272	78	294	43	80	19	2	1	27	106	23	78	12	0	.326	.361	.687				
	Brian Roberts	.200	2	5	0	1	0	0	0	0	1	1	1	0	0	.333	.200	.533				
	Michael Rooney	.067	3	15	0	1	1	0	0	0	2	0	5	0	0	.067	.133	.200				
	John Ruettiger	.305	26	105	17	32	6	0	0	13	13	38	20	10	1	.378	.362	.740				
	Steel Russell	.333	1	3	0	1	0	0	0	0	1	0	0	0	0	.333	.333	.667				
	Wynston Sawyer	.221	86	289	26	64	14	0	2	49	84	39	52	2	1	.318	.291	.608				
	Sammie Starr	.238	106	369	42	88	25	2	4	41	129	34	59	9	3	.324	.350	.673				
	Taylor Teagarden	.333	3	9	0	3	2	0	0	3	5	2	5	0	0	.417	.556	.972				
2012 REVIEW	Joe Velleggia	.208	6	24	2	5	2	0	1	4	10	1	8	0	0	.240	.417	.657				
	Brenden Webb	.251	101	311	51	78	23	4	11	48	142	87	108	18	3	.422	.457	.878				
	Tom Winegarden	.174	28	86	7	15	2	0	0	2	17	6	29	1	0	.226	.198	.423				
	Team Total	.240	136	4516	567	1082	232	18	67	511	1551	507	1031	139	39	.324	.343	.667				





Aberdeen IronBirds Statistics

PITCHERS	W	L	ERA	G	GS	CG	SHO	SV	SVO	IP	H	R	ER	HR	BB	SO
Sander Beck	4	3	2.44	17	0	0	0	1	2	44.1	28	18	12	4	21	59
Mark Blackmar	4	3	3.57	14	7	0	0	0	0	63.0	65	33	25	1	23	29
Cameron Coffey	3	5	5.23	13	7	0	0	0	0	53.1	55	37	31	4	23	33
Gene Escat	0	0	2.35	7	0	0	0	0	0	7.2	6	2	2	0	5	5
Jamie Esquivel	2	3	7.20	8	4	0	0	0	1	25.0	28	24	20	2	19	29
Jesse Fernandez	0	1	2.79	10	0	0	0	0	0	19.1	20	6	6	0	11	15
Kevin Gausman	0	0	0.00	2	2	0	0	0	0	6.0	1	0	0	0	0	5
Juan Guzman	2	0	1.65	7	7	0	0	0	0	38.0	27	12	7	3	11	43
Josh Hader	0	0	0.00	5	0	0	0	0	0	8.1	2	0	0	0	2	13
Enrico Jimenez	0	2	5.63	0	0	0	0	0	0	16.0	17	14	10	1	18	10
Branden Kline	0	0	4.50	4	4	0	0	0	0	12.0	12	7	6	1	4	12
Jason McCracken	1	1	2.53	5	0	0	0	0	0	10.2	10	4	3	0	1	1
Jhondaniel Medina	0	0	9.00	1	0	0	0	0	0	4.0	3	4	4	0	3	3
Jose Nivar	2	3	4.68	20	0	0	0	2	2	32.2	25	23	17	0	30	27
Ryan Palsha	0	0	11.25	2	0	0	0	0	0	4.0	7	5	5	1	3	1
Bennett Parry	0	3	2.63	11	0	0	0	1	1	27.1	24	12	8	0	12	26
Zack Petersime	0	0	3.00	1	0	0	0	0	0	3.0	4	1	1	0	0	0
Elias Pinales	0	0	9.53	3	0	0	0	0	0	5.2	8	6	6	0	4	9
David Richardson	3	4	5.58	15	12	0	0	0	0	61.1	63	45	38	3	37	54
Jorge Rivera	1	3	3.26	8	8	0	0	0	0	30.1	21	13	11	0	21	34
Lex Rutledge	0	3	9.49	6	6	0	0	0	0	12.1	16	17	13	1	13	12
Domingo Salas	0	0	0.00	1	0	0	0	0	0	1.0	1	2	0	0	2	1
Alexander Santana	1	0	0.00	1	0	0	0	0	0	4.0	1	0	0	0	2	3
Alex Schmarzo	0	0	1.77	10	0	0	0	1	1	20.1	11	4	4	1	4	15
Janser Severino	0	0	0.00	3	0	0	0	1	1	2.2	1	0	0	0	1	4
Sebastian Vader	1	8	3.71	14	13	0	0	0	0	70.1	77	36	29	1	24	49
Brady Wager	0	2	5.06	6	6	0	0	0	0	26.2	30	20	15	2	6	18
Dustin Ward	0	0	12.00	3	0	0	0	0	0	6.0	11	8	8	0	7	10
Bobby Wilkins	1	1	4.66	12	0	0	0	1	3	19.1	25	13	10	2	7	22
Tom Winegardner	2	1	0.90	19	0	0	0	10	11	20.0	10	3	2	1	4	21
Kenneth Wise	1	2	5.63	10	0	0	0	0	2	16.0	15	13	10	0	19	11
Team Total	28	48	4.07	76	76	0	1	17	24	670.2	624	382	303	28	337	574

GENERAL TEAM
INFO

MANAGEMENT



2012 REVIEW

CAROLINA
LEAGUE



HISTORY



GCL Orioles Statistics

GENERAL TEAM INFO

MANAGEMENT



2012 REVIEW

CAROLINA LEAGUE



HISTORY

GENERAL TEAM INFO

MANAGEMENT




2011 REVIEW

CAROLINA LEAGUE



HISTORY

BATTERS	AVG	G	AB	R	H	2B	3B	HR	RBI	TB	BB	SO	SB	CS	OBP	SLG	OPS
Ryan Adams	.167	2	6	1	1	0	0	0	0	1	1	1	0	0	.286	.167	.452
Andres Aguilar	.234	37	111	14	26	5	0	0	6	31	6	25	2	1	.298	.279	.577
Nikolas Balog	.376	28	85	9	32	12	1	0	10	46	6	10	0	0	.430	.541	.971
Derrick Bleeker	.238	14	42	3	10	2	1	0	2	14	4	9	2	0	.304	.333	.638
Byron Capellan	.203	42	133	15	27	6	0	0	6	33	6	13	2	1	.246	.248	.495
Anthony Caronia	.500	3	12	1	6	0	0	0	3	6	0	2	1	1	.538	.500	1.038
Endy Chavez	.000	1	4	0	0	0	0	0	0	0	0	0	0	0	.000	.000	.000
Luis Exposito	.235	5	17	1	4	0	0	0	1	4	0	0	0	0	.235	.235	.471
Brett Frantini	.000	3	5	1	0	0	0	0	0	0	1	3	0	0	.286	.000	.286
Jack Graham	.118	17	34	0	4	0	0	0	0	4	4	16	0	0	.231	.118	.348
Manuel Hernandez	.234	46	154	17	36	6	1	3	19	53	12	36	1	2	.306	.344	.651
Raymond Hunnicutt	.170	27	94	10	16	1	0	1	6	20	13	23	9	2	.295	.213	.507
Scott Kalush	.1	0	0	0	0	0	0	0	0	0	0	0	0	0	0.00	0.00	0.00
Oswill Lartiguez	.170	16	47	4	8	1	0	0	2	9	3	7	0	0	.220	.191	.411
Gregory Lorenzo	.3.16	25	76	9	24	4	3	2	7	40	3	15	4	3	.381	.526	.907
Adrian Marin	.287	47	178	24	51	7	3	0	13	64	11	34	6	1	.339	.360	.698
Alexander Mercedes	.185	7	27	3	5	0	0	0	0	5	2	2	3	1	.241	.185	.427
Tanner Murphy	.188	22	63	4	13	2	0	0	6	15	7	9	0	0	.286	.250	.536
Michael Ohlman	.276	8	29	5	8	3	0	1	3	14	2	10	1	0	.323	.483	.805
Dan Pellegrino	.194	16	36	1	7	2	0	0	1	2	1	5	0	0	.176	.133	.310
Kristopher Richards	.127	37	118	1	15	4	0	1	14	22	14	39	4	1	.239	.186	.426
Tommy Richards	.221	34	113	14	25	5	0	0	6	30	5	16	0	1	.260	.265	.526
Steel Russell	.180	36	128	7	23	2	1	0	11	27	9	22	0	0	.236	.211	.447
Cory Segui	.133	5	15	1	2	0	0	0	1	2	1	5	0	0	.176	.133	.310
Jalen Simmons	.172	38	116	11	20	5	1	1	9	30	8	52	2	2	.242	.259	.501
Taylor Teagarden	.125	3	8	0	1	0	0	0	0	1	2	2	0	0	.364	.125	.489
Tyler Townsend	.152	10	33	3	5	1	0	3	8	15	3	12	0	0	.222	.455	.677
Hector Velez	.281	34	121	14	34	9	2	3	18	56	8	30	0	0	.338	.463	.801
Ronnie Welty	.200	3	10	1	2	1	0	0	0	3	2	3	0	0	.333	.300	.633
Team Total	.223	60	1838	186	409	78	13	15	155	558	139	412	37	16	.291	.304	.595



2013 marks the Keys 25th season, all of them in Frederick. Since the ballclub's debut in 1989, more than 130 future major leaguers have played for the Keys, not counting rehabbers like Billy Ripken, who played one game for the Keys in 1991.

KEYS HISTORY



Frederick Keys History

GENERAL TEAM INFO

- 1989**
- The Keys' inaugural season was played at historic McCurdy Field while Harry Grove Stadium was under construction.
 - The Keys opened the season with a doubleheader against the Durham Bulls in North Carolina. Bulls' pitcher Dennis Burlingame pitched a perfect game in the opener. The Keys got the first hit in franchise history during the 4th inning of game 2.
 - On April 11, the Keys played their first home game at McCurdy, a 3-1 victory over the Kinston Indians.
 - The Keys defeated the Prince William Cannons at Baltimore's Memorial Stadium prior to an Orioles-Yankees game.
 - More than 6,000 fans at McCurdy Field witnessed Ben McDonald's professional debut on August 23. McDonald was the Orioles' first-round pick from that year's draft.

MANAGEMENT

- 1990**
- Harry Grove Stadium was dedicated on April 19, 1990 in front of a crowd of 5,169 fans.
 - Strong pitching by Anthony Telford and Arthur Rhodes made the Keys early 1990 season successful. Telford and Rhodes were promoted to Double-A Hagerstown along with Ken Shamburg, who had led the Keys with 54 RBI and a .321 batting average.
 - Tyrone Kingwood, T.R. Lewis and Mel Wearing picked up where Shamburg left off. Pitchers Pat Leinen and Todd Stephan turned their game up to propel the Keys to the Carolina League Championship Series.
 - The Keys faced the Kinston Indians for the Mills Cup. With the series tied at 2 games apiece, the Indians took a 5-0 lead early in Game 5. Frederick chipped away at the deficit, drawing to within two in the 5th inning to trail only 5-3. The very next inning, Tim Holland hit a 3-run homerun to give the Keys a lead they never surrendered, allowing them to win their first Mills Cup.



2012 REVIEW

- 1991**
- On June 8th, the Keys welcomed President George Bush to Harry Grove Stadium. The presidential visit sparked national headlines and a crowd of 7,912.
 - The Keys hosted the Carolina League All-Star game on July 24th.
 - On July 3rd, Erik Schullstrom pitched the first no-hitter in Keys history vs. Kinston.

- 1992**
- President Bush returned to Harry Grove Stadium on August 14th. The First Lady and several grandchildren accompanied the President.
 - The Keys' home attendance (329,582) led all Class-A clubs in the nation.

CAROLINA LEAGUE

- 1993**
- The Keys won the second half of the Carolina League season, but were defeated by the Wilmington Blue Rocks in the Northern Division playoffs.
 - Alex Ochoa led the league with 61 steals.
 - Maryland native Rick Forney won 14 games and struck out 175 batters in 165 IP.
 - Armando Benitez joined the Keys late in the season. Less than a month later he was promoted to Double-A.

- 1994**
- After a slow start to the season, the Keys went 44-25 in the second half to capture second place in the Northern Division.
 - Harry Berrios joined the Keys on May 27th. In 86 Carolina League games he batted .348 with 13 homeruns, 71 RBI and 42 stolen bases. He was named the Orioles' Minor League Player of the Year.



- 1995**
- The Keys missed the playoffs after a 58-79 regular season.
 - Rocky Coppinger began the 1995 Carolina League season by posting a 7-1 record in 11 starts. He had a 1.57 ERA with 91 strikeouts in 69 IP.

HISTORY

- 1996**
- Former Chicago White Sox catcher Nerio Rodriguez starred on the mound for the Keys. Rodriguez finished the season with Baltimore.
 - Eugene Kingsale began the season with the Keys. After separating his shoulder in May, he spent the summer rehabbing in Sarasota. In September, he was called up to Baltimore, becoming the first native of Aruba to play in a Major League Baseball game.
 - Johnny Isom broke the Keys' single-season RBI record with 104.
 - Rick Short hit safely in 22 straight games (6/28-7/23), the longest hit streak in Keys history.



Frederick Keys History

1997	<ul style="list-style-type: none"> -The Keys completed the first half of the season with a franchise-best record of 45-24. -The second half was a different story. Due to promotions and injuries, the Keys record was a paltry 24-46. -The Keys lost in the Northern Division playoffs to Lynchburg. 	GENERAL TEAM INFO
1998	<ul style="list-style-type: none"> -Jerry Hairston Jr. batted .283 with five homers and 33 RBI before being promoted to Bowie on July 17th. -Josh Towers walked just nine batters and struck out 122 in 145.1 innings of work before being called up to Bowie on August 15th. 	
1999	<ul style="list-style-type: none"> -On April 15th, Josh McNatt, Jeremy Halpin and Derek Brown combined to pitch a no-hitter. -The Keys led the Carolina League in average attendance with 4,572 fans. -Eddy Martinez finished among the league leaders in hitting with a .291 batting average. 	MANAGEMENT
2000	<ul style="list-style-type: none"> -The Keys completed the first half of the regular season as the first-half Northern Division champions with a record of 38-32. In the playoffs, the Keys lost in the first round to the Lynchburg Hillcats, two games to none. -Tim Raines Jr. set a franchise record with 81 stolen bases. 	
2001	<ul style="list-style-type: none"> -On January 9th, Comcast-Spectator completed its purchase of the Frederick Keys, as well as the Bowie Baysox and Delmarva Shorebirds. -The Keys completed the 2001 regular season with their first winning record in seven years when they finished the 1994 season with a 76-61 record. -Tim Raines Jr. started the 2001 season with the Keys and ended his season alongside his father, Tim Raines Sr., in the Orioles outfield. The Raines father-son combination became the second such duo to play in the same Major League lineup (Ken Griffey Sr. and Ken Griffey Jr. both played for the Seattle Mariners in 1990). 	
2002	<ul style="list-style-type: none"> -The Keys finished the 2002 season with a 47-92 record, good enough for the worst record in all of Minor League Baseball, and the worst record in Keys history. -Jack Voigt became the first former Keys player to manage the team. 	
2003	<ul style="list-style-type: none"> -John Maine pitched a 7-inning no-hitter against Winston-Salem on July 3rd. Maine faced only one batter over the minimum, and would have recorded a perfect game if not for an error in the 1st inning. -The Keys hosted the second-largest crowd in club history on August 31st, when 10,932 fans turned out for a 3-0 loss to the Winston-Salem Warthogs. 	2012 REVIEW
2004	<ul style="list-style-type: none"> -The Keys struggled through the first half of the season with a Carolina League worst 20-49, but improved by 11.5 games in the second half and finished in second place in the Northern Division. -RHP Hayden Penn won the Jim Palmer award for the Orioles' Best Minor League Pitcher. Penn started 13 games in Frederick before being promoted to Bowie. 	
2005	<ul style="list-style-type: none"> -OF Jeff Fiorentino became the second Keys player to be promoted straight from Frederick to the Major Leagues. -Harry Grove Stadium became home to the Carolina vs. California All-Star Game. Keys' OF Nick Markakis won the Terrapin Systems Homerun Derby and the All-Star Game MVP Award. -Keys hit a team record 150 homeruns. Seven different Keys eclipsed double digit home-run totals. -MiLB.com named Chris Britton the Single-A Relief Pitcher of the Year. -Keys defeat Lynchburg two games to none before defeating Kinston in five games to win their second Mills Cup. -Keys named Single-A Team of the Year by MiLB.com. 	

HISTORY



Frederick Keys History

GENERAL TEAM INFO

- 2006**
- After finishing a Carolina League worst 26-43 in the first half, the Keys rebounded to win the Northern Division in the second half of the season. Frederick defeated Wilmington in the Northern Division Championship Series, but were swept by Kinston in the League Championship.
 - RHP Rhadames Liz and OF Nolan Reimold represented the Keys in the 2006 Carolina-California League All-Star Game. Reimold was named the game MVP after going 2-3 with an RBI double.
 - DH Jason Fransz led the league in homeruns, with 24.

MANAGEMENT

- 2007**
- Even with a record ten games under .500 (64-74), the Keys captured the Carolina League Championship, defeating Salem in four games for their third title in franchise history.
 - Chorye Spooone worked complete games to clinch the Division and League titles. His division-clinching gem against Wilmington was nearly the first no-hitter in Carolina League Playoff history. Spooone, who would become the Mills Cup MVP, allowed a solo home run with two outs in the ninth inning to lose the no-hit bid.
 - Frederick first-half closer Bob McCrory dominated in the season's first half, posting a 1.23 ERA before promotion to Double-A Bowie.
 - Starter David Hernandez struck out a franchise best 18 Winston-Salem Warthogs on September 2nd in his final regular season start. The strikeout tally broke a 17-year Keys record set by Arthur Rhodes in 1990 and also set a high for minor league baseball in 2007.
 - The Keys lost a franchise-record 11 consecutive games from May 19-28. Even with the dry spell, they rallied from six games out with 16 to play to overcome Wilmington and Lynchburg in the first half's second-to-last game (June 16 vs. Potomac).



2012 REVIEW

- 2008**
- After a fantastic 28-18 start, the Keys struggled from late-May onwards, finishing 63-76 and out of the playoffs for the first time since 2004.
 - Matt Wieters, the fifth pick in the 2007 draft, homered in each of his first two professional at-bats on opening night in Frederick (April 4 vs. Lynchburg). Wieters would hit .345 with 15 home runs in a half season with the Keys.
 - Jake Arrieta became the first active Frederick Key to pitch in the Olympics as he represented the USA in the Beijing Summer Games. He would also pitch in the Future's Game and become the second Key to earn Carolina League Pitcher of the Year.
 - On August 5th, Keys pitchers Brandon Erbe, Ryan Ouellette and Fredy Deza combined to pitch the fifth no-hitter in franchise history in a 5-0 win over the Salem Avalanche. In his two years with the Keys, Erbe became the first pitcher to make 50-plus starts for Frederick (52).
 - Brandon Snyder was Carolina League Player of the Month for August, finishing second in the Carolina League in batting at .315.

CAROLINA LEAGUE

- 2009**
- Brandon Waring becomes first Key to win Carolina League MVP.
 - Zach Britton became the third Key to be named Carolina League Pitcher of the Year.
 - The Keys had six players named to the Carolina vs. California League All-Star Game, more than any other team in the Carolina or California League.
 - Keys opening night starter Brian Matusz, who made 11 starts in Frederick, reached the Major Leagues on August 4th. Matusz won his MLB debut in Detroit.
 - Robbie Widlansky won the Carolina League batting title. Widlansky hit .340 in his 86 games with the Keys in 2009.
 - Keys turned their third triple play in franchise history on August 6th. It was officially scored 3-2-6-2-5-6-U-2-7.
 - For the first time since 1994, the Frederick Keys led the Carolina League in attendance, drawing 293,438 in the season



HISTORY



Frederick Keys History

- 2010**
- With a 41-29 record, the Keys were first-half champions in the Northern Division, finishing a whopping nine games above second place Wilmington.
 - Stumbling in the second half of the season, the Keys finished in last place with a 31-39 record, but with their outstanding first half, their overall record of 72-68 was still best in the Northern Division.
 - Facing the Potomac Nationals in the Northern Division Championship Series, the Keys took a 1-0 lead in the series, but lost three straight to get eliminated by the eventual Mills Cup champions.
 - In Nathan Moreau's first game as a Key, he threw a no-hitter against the Salem Red Sox, not even allowing a walk.
 - Ronnie Welty, named a mid-season and post-season All-Star, was among the league leaders in homeruns (18), RBIs (82), hits (142), extra-base hits (53), slugging percentage (.464), runs (86), total bases (234) and strikeouts (159).
- 2011**
- The Keys had their best year in franchise history, claiming the Mills Cup and finishing with a franchise-best .576 winning percentage.
 - Winning both the first and second-half division titles, the Keys went on to defeat the Potomac Nationals in five games, before toppling the Kinston Indians for the championship in four games.
 - Manny Machado was named post-season MVP after hitting .344 / .447 / .563 with nine RBIs and five extra-base hits.
 - While the Keys only hit .245 as a team, their 3.22 ERA led all teams as the Keys allowed 57 fewer runs than the next closest team.
 - Six Keys pitchers found their way on the league leaderboard, namely Bobby Bundy (ERA, wins, WHIP, avg.), Nathan Moreau (wins, games started, innings pitched), Sean Gleason (saves, games finished), Oliver Drake (complete games, shutouts), Ryohhei Tanaka (ERA), and Chris Petrini (holds).
- 2012**
- Despite a league-worst record of 27-43 in the first half, the defending Carolina League Champion Keys missed the playoffs by just a game and a half after going 35-34 after the all-star break.
 - Orlando Gomez, the all-time winningest manager in Frederick history, moved his Keys managerial red to 214-204 in his third season with Frederick.
 - Baseball's top pitching prospect Dylan Bundy made 12 starts for the Keys, going 6-3 with a 2.84 ERA and 66 strikeouts in 57 innings.
 - Aaron Baker tied for the Carolina League lead in home runs, hitting 22 dingers, despite playing in just 89 games before being promoted to double-A Bowie.
 - Jeremy Nowak strung together a 14-game hitting streak and finished sixth in the Carolina League in hit with 127 while Ty Kelly hit in 18 straight games, batting .412 with 14 RBIs and 16 walks during his streak.
 - Despite four rainouts, the Keys led the Carolina League in attendance, 311,805 passing through Harry Grove Stadium's gates. An average of 4,724 fans attended each home game.
 - Dylan Bundy, Ty Kelly and Jeremy Nowak were named to the mid-season all-star team.

**GENERAL TEAM
INFO**

MANAGEMENT



2012 REVIEW

**CAROLINA
LEAGUE**



HISTORY



Keys All-Time Roster

Bold = Played/Coached/Managed in Major League Baseball
*** = Rehabbed in Frederick**

GENERAL TEAM INFO

MANAGEMENT



2012 REVIEW

CAROLINA LEAGUE



HISTORY

Name	Position	Year(s)
Abreu, Miguel	2B/UTL	2008, 2010-11
Achilles, Matt	RHP	1999-2000
Adair, Travis	2B/3B	2012
Adams, Ryan	2B	2009
Agamennone, Brandon	RHP	2003
Ahalt, Del	3B	1989
Akins, Carlos	OF	1996-97
Alexander, Manny	SS	1991
Allar, Brent	RHP	2007
Alley, Charles	C	1998-2001
Almonte, Wady	OF	1996-97
Alstead, Jason	OF	1991-93
Alvarez, Gera	INF	2004-05, 07
Amador, Chris	OF	2007-08
Anderson, Brady	DH	1990*
Anderson, Craig	LHP	2006
Anderson, Matt	LHP	1991-92, 94
Andrade, Jancy	RHP	2001-02
Andrews, Bobby	OF	2006, 08
Angle, Matt	OF	2009
Aquino, Greg	RHP	2008*
Aracena, Juan	RHP	1999-2000
Arias, Alex	Field Coach	2006
Arko, Tommy	C	2003-05
Arrieta, Jake	RHP	2008
Ascension, Quincy	OF	2001
Atkins, Mitch	RHP	2011
Audley, Jim	OF	1992
Avery, Xavier	OF	2010
Avila, Rolando	OF	1995
Babula, Shaun	LHP	2000-03
Baker, Aaron	1B	2011-12
Baker, David	RHP	2012
Baker, George	C	1991
Barajas, Jose	RHP	2008
Barb, Andy	RHP	2009
Barnden, Myles	3B	1994
Bartee, Kimera	OF	1994
Bartlett, Richard	RHP	2002-03
Bascom, Tim	RHP	2007-09, 11
Basilio, Manuel	RHP	2006-07
Bass, Bryan	3B	2005-06
Bastida-Martinez, Evel	2B	2004
Bauer, Rick	RHP	1999-2000
Bautista, Hector	OF	1989
Baysinger, Trent	LHP	2005-06
Beasley, Tony	2B / SS	1990-91
Beato, Pedro	RHP	2008-09
Beatty, Blaine	Pitching Coach	2006-08, 10-12
Bedard, Erik	LHP	2001, 03*
Bechler, Steve	RHP	2000-01
Beaulac, Eric	RHP	2012
Bell, Brent	RHP	1989
Bell, Mike	LHP	1998
Bello, Jiberto	C / RHP	1997, 2000
Benavides, Alvaro	RHP	1993

Name	Position	Year(s)
Benham, Jason	3B	1998-2000
Benitez, Armando	LHP	1993
Benitez, Fabricio	RHP	2004
Bergesen, Brad	RHP	2008
Berken, Jason	RHP	2007
Berlin, Randy	3B	1991
Bernadina, Roderick	OF	2012
Bernardo, Luis	C	2010-11
Berrios, Harry	OF	1994-96
Berry, Mike	3B	1996
Berry, Ryan	RHP	2010-12
Berry, Tim	LHP	2012
Berthel, Dan	OF	1990-91
Berube, Martin	RHP	2003
Bibb, Mitch	Athletic Trainer	1991-92
Bierd, Rando	RHP	2008*
Bigbie, Larry	OF	2000, 2004*
Bigham, Dave	P	1996
Binick, Kraig	OF	2009
Birkins, Kurt	LHP	2003-04, 06*
Matthew Bischoff	RHP	2012
Bishop, Tim	Strength Coach	1991
Blackwell, Tim	Manager	1996
Blasko, Chadd	RHP	2007
Blumberg, Rob	LHP	1991-92
Bock, Brian	C	2004-07
Bordes, Brett	LHP	2008-10
Borgatti, Mike	LHP	1989
Borowski, Joe	RHP	1992-93
Bowden, Mark	RHP	1989
Boss, Torsten	3B	2012
Brewer, Brian	RHP	1995
Bridgers, Brandon	OF	1995
Brimhall, Brad	RHP	1992
Britton, Buck	INF	2009-11
Britton, Chris	RHP	2005
Britton, Phillip	C	2010
Britton, Zach	LHP	2009
Brooks, Brian	LHP	1990
Brown, Derek	RHP	1996, 99-2000
Brown, Todd	OF / Field Coach	1995, 98
Brown, Travis	SS	2005-07
Bruback, Matt	RHP	2006
Bryant, Chris	3B	1996-98
Buford, Damon	OF	1991
Burch, Jason	RHP	2007-08
Burdick, Stacy	RHP	1989
Bumbry, Steve	OF	2011-12
Bumgarner, Jeff	RHP	1990
Bundy, Bobby	RHP	2011
Bundy, Dylan	RHP	2012
Bynum, Freddie	UTL	2007*
Byrdak, Tim	RHP	2006*
Bywater, Matt	LHP	2012
Byrne, Clayton	OF	1994-95
Cabrera, Jario	C	1995



Keys All-Time Roster

Bold = Played/Coached/Managed in Major League Baseball
*** = Rehabbed in Frederick**

Name	Position	Year(s)	Name	Position	Year(s)
Cafaro, Rocco	RHP	1996	Davison, Ashanti	OF	1998
Cahill, Casey	RHP	2006	Davison, Todd	SS	2007-2008
Cairo, Sergio	OF / DH	1991	Dawley, Joey	RHP	1995
Calzado, Napoleon	INF	2001	De La Rosa, Francisco	RHP	1989
Cameron, Stanton	OF	1992	de San Miguel, Allan	C	2012
Cannon, J.J.	Field Coach	2007-09	Del Rosario, Manny	SS / 2B	2002
Cardona, Rodolfo	2B / SS	2009	DeCinces, Tim	C	1998
Carey, Paul	1B / DH	1992, 94*	Dedrick, Jim	RHP	1992
Carney, Bartt	OF	1997	Delgado, Mario	1B / DH	2005-2006
Carper, Mark	RHP	1991	Dellucci, David	OF	1995-1996
Carter, Chris	OF	2004	Dent, Darrell	OF	1998
Cash, Dave	Manager	2001	DeShields, Delino	OF	1999*
Cash Jr., Dave	OF	2009	Deutsch, Mike	RHP	1989-1990
Casimiro, Carlos	2B	1998	Devarez, Cesar	C	1991, 1993
Castaldo, Gregg	2B / SS	1993-94	Devereaux, Mike	OF / Field Coach	1990* / 2010
Castaneda, Hector	C	1994	Devereaux, Charles	RHP	1994
Cates, Gary	2B	2001-03	Deza, Fredy	RHP	2003-06, 08
Caughey, Trevor	LHP	2004-06	Diaz, Jose	RHP	2010
Cavers, Mike	LHP	1989	Diaz, Maikell	SS	1997-98, 2000-01
Chavez, Carlos	RHP	1995	Diaz, Rafael	3B	2004
Chavez, Eric	3B / C	1994, 96-97	Dillon, Zach	C	2007-08
Chiaravalloti, Vito	1B	2006	Dixon, Zach	LHP	2004-05
Cierlik, Jason	LHP	2002	Donachie, Adam	C	2011
Cintron, Alex	SS	2008*	Done, Mike	OF	2004
Clark, Howie	1B / OF	1994	Douglas, Sean	RHP	1999
Clark, Zach	RHP	2007-10	Dowdy, Josh	RHP	2010-11
Clendenin, Morgan	C	2006-07	Doynes, Cory	RHP	2008*
Cliffords, Woody	OF	2003-04	Drake, Oliver	RHP	2010-11
Clyburn, Danny	OF	1995	Dubois, Brian	LHP	1993
Coffie, Ivanon	3B	1998-99	Duncan, Jacob	OF	2004, 06-07
Conley, Brian	OF	2010-11	Duran, Carlos	OF	2006-07
Conner, Decomba	OF	1998	Duran, Jose	RHP	2010
Connor, Scott	RHP	1994, 96	Durham, Joe	Field Coach	1993-95
Constant, Andres	RHP	1989, 91	Dyess, Todd	LHP	1995-97
Cooney, Brandon	RHP	2009-2010	Dykhoff, Radhames	LHP	1996-97
Copeland, Scott	RHP	2011-12	Eaddy, Keith	OF	1994
Coppinger, Joe	RHP	2003-04	Edwards, Brad	LHP	2003
Coppinger, Rocky	RHP	1995	Egan, Pat	RHP	2009
Corcoran, Tim	RHP	2001	Eibey, Scott	LHP	1998-2000
Coss, Mike	SS	1992	Emerson, Scott	RHP	1994
Cox, George	C	2002	Erbe, Brandon	RHP	2007-08, 2012
Crancer, Wally	C / DH	2009-10	Erickson, Scott	RHP	2000*
Crills, Brad	RHP	1995	Escalante, Jimmy	C	1999
Crouthers, Dave	RHP	2003	Eshelman, Vaughn	LHP	1993
Culkar, Steve	RHP	1991	Esquivel, Jaime	RHP	2012
Cusey, Lee	RHP	1993	Esposito, Joseph	RHP	2009
D'Aquila, Tom	OF	1996	Estes, Eric	RHP	1997
Daedelow, Craig	UTL	1996, 98-2000	Etchebarren, Andy	Manager	1999
Daigle, Tim	RHP	1995	Evans, Patrick	C	1999
Dalles, Justin	C	2011-12	Fahey, Brandon	SS	2003-04
Davies, Gregg	OF	2003-04	Faino, Jeff	LHP	1995
Davis, Adam	C	2012	Falkenborg, Brian	RHP	1998
Davis, Blake	SS	2007	Farrar, Terry	LHP	1992
Davis, Glenn	DH	1993*	Farren, Dave	RHP	2003
Davis, Glynn	OF	2011-12	Felder, Mike	Field Coach	2002
Davis, Tommy	3B	1995	Felix, Miguel	RHP	2000
Davis, Zach	OF	2005	Ferguson, D.J.	RHP	2011

**GENERAL TEAM
INFO**

MANAGEMENT



2012 REVIEW

**CAROLINA
LEAGUE**



HISTORY



Keys All-Time Roster

Bold = Played/Coached/Managed in Major League Baseball
*** = Rehabbed in Frederick**

GENERAL TEAM INFO

MANAGEMENT



2012 REVIEW

CAROLINA LEAGUE



HISTORY

Name	Position	Year(s)	Name	Position	Year(s)
Figueroa, Bien	FC / Manager	2000, 05-06	Guzman, Juan	RHP	2000, 02
Figueroa, Danny	OF	2008	Hacen, Abraham	RHP	1998
Figueroa, Franky	1B	1998-2000, 02	Haehnel, David	LHP	2005-06
Figueroa, Paco	2B	2006	Hage, Tom	1B	1998, 2000
Finan, Ryan	3B	2007	Hairston Jr., Jerry	SS	1997-98, 2000*
Finch, Brian	RHP	2004-05	Hale, Beau	LHP	2001-02, 2005-06
Florentino, Jeff	OF	2005	Hale, Shane	LHP	1991, 94-95
Fischer, Sean	LHP	1999	Halpin, Jeremy	RHP	1999-2000
Flacco, Michael	1B	2011-12	Hammel, Jason	RHP	2012*
Flagello, Cliff	RHP	2009	Hammond, Joey	3B	1998-2001
Fleisher, Mark	1B	2007	Hannaman, Ryan	LHP	2003-04
Fleita, Oneri	1B / Field Coach	1989, 92	Harms, Tom	OF	1989-90
Fleming, Travis	RHP	2001	Harris, Cory	OF	2004
Florene, Branden	OF / DH	2004-05	Hart, Kevin	RHP	2006
Florimon Jr., Pedro	SS	2009-10	Haughian, Nick	LHP	2011-12
Flowers, Doug	C / 1B	1991-92	Hawkins, Wes	OF	1995
Fontenot, Mike	2B	2002	Hayden, Paris	OF	1989-90
Forbes, Cameron	RHP	1998	Haynes, Jimmy	RHP	1993
Ford, Thomas	LHP	2001-02	Hays, Greg	RHP	1991
Forney, Rick	RHP	1993	Hebb, Mike	RHP	1991
Forystek, Brian	LHP	2000-02	Hebner, Richie	Manager	2008-09
Foster, Jim	C	1995-97	Hedge, Pat	OF	1990-91
Fowler, John	1B / DH	1990	Hendricks, K.J.	OF / SS	2006
Fowler, Maleke	OF	1996	Hendricks, Ryan	1B / DH	1995, 97
Fowler, Zach	LHP	2012	Henington, Henry	RHP	2004, 06
Fransz, Jason	OF / 1B	2006	Henington, Justin	RHP	2006
Freedberg, Todd	RHP	1997	Henry, Paul	RHP	2004
Fussell, Chris	RHP	1996-97	Henry, Randy	RHP	2011
Gabriel, Denio	2B	1996	Henson, Tyler	3B / OF	2007, 09
Gamboa, Eddie	RHP	2009, 2012	Hentgen, Pat	RHP	2002*
Garabito, Eddy	2B	1998-99	Heredia, Maximo	RHP	1998
Garcia, Jessie	2B	1995	Hernandez, David	RHP	2007
Garcia, Julio	Manager	1996	Hernandez, Francisco	RHP	1995-98
Garcia, Nick	SS	2002	Hernandez, Jose	Hitting Coach	2012
Garcia, Sonny	RHP	2001	Hernandez, Ramon	C	2007*
Gargiulo, Mike	C	1995-96	Higgins, Rudy	Athletic Trainer	1993-96
Garland, Tim	OF	1998	Hildreth, Brad	2B / SS	1990
Gausman, Kevin	RHP	2012	Hill, Moe	Field Coach	2003-05
Gentile, Scott	RHP	1999	Hill, Rich	LHP	2009*
Gibbons, Jay	OF	2004*, 2006*	Hilton, David	Manager	1997
Gibbs, Mark	2B / SS	2001	Hocking, Denny	Field Coach	2010
Gilbert, Roy	OF	1989-91	Hodge, Roy	OF	1993-96
Givens, Mychal	DH	2010	Hoes, LJ	2B	2010-11
Gleason, Sean	RHP	2009-11	Hoey, Jim	RHP	2006
Gobin, Steve	OF	1992	Holland, Tim	3B	1990
Gomez, Orlando	Manager	2010-12	Hook, Mike	RHP	1991
Goodwin, Curtis	OF	1993	Homer, Tag	LHP	2007
Gordon, Alex	OF	2001-03	Horowitz, Ed	C	1990-91
Gorman, Pat	RHP	2000	House, Craig	RHP	2004
Gredvig, Doug	1B / DH	2001, 03-04	Houston, Matt	C	2004
Gresham, Kris	C	1993, 97	Howard, Trent	LHP	2012
Grimm, Eric	2B	2005	Hubele, Ryan	C	2003-05
Griswold, Matt	OF	2000	Hubner, Jeff	LHP	1995
Guerrero, Henry	C	2003	Hudson, Jeff	RHP	1996
Gurka, Jason	LHP	2011-12	Hudson, Kyle	OF	2009-11
Gutierrez, Juan	C	2006	Huggins, Mike	1B / DH	2003
Gutierrez, Ricky	SS	1989-90	Hughes, Brian	OF	1999



Keys All-Time Roster

Bold = Played/Coached/Managed in Major League Baseball
*** = Rehabbed in Frederick**

Name	Position	Year(s)	Name	Position	Year(s)
Hugo, Sean	OF	1995	Lewis, T.R.	3B / DH	1990-92
Hunter, Brad	OF	1995	Link, Bryan	1B / OF	1993-94
Huntsman, Brandon	RHP	1999	Linskey, Mike	LHP	1989
Isom, Johnny	OF	1996	Littleton, B.J.	OF	2002-04
Jacobson, Brett	RHP	2009-10	Liz, Radhames	RHP	2006
Jan, Carlos	LHP	2005-07	Loewen, Adam	LHP	2004-05, 08*
Jarvis, Matt	LHP	1994	Lofton, Rodney	OF	1989-90
Jaster, Larry	Pitching Coach	1998-2002	Lombardi, John	RHP	1995
Jenkins, Jon	RHP	1994	Lonsberry, Dan	RHP	2007
Johnson, Jim	RHP	2004-05, 10*	Loomis, Andy	LHP	2012
Johnson, Justin	C	2007-08	Lopez-Cao, Mike	C	1999-2001
Johnson, Tripper	3B	2003-04, 06	Luzinski, Ryan	C	1997
Jones, Devin	RHP	2012	Lynch, Ryan	LHP	1999
Jones, Kennard	OF	2007	Manny Machado	SS	2011
Jones, Sean	RHP	2000-2002	Machemer, Dave	Manager	2000
Jones, Stacy	RHP	1989-90, 1992-93	Mack, Tony	OF	2001-02
Joseph, Caleb	C	2009	Mackanin, Pete	Manager	1993
Julius, Jacob	OF / 1B	2010-11	Madera, Sandy	C	2006-2007
Kamieniecki, Scott	RHP	1999*	Maduro, Calvin	RHP	1994-1995, 2000*
Kantakevich, Patrick	RHP	2009	Maestrales, Pete	UTL	2006-2007
Keefer, Ryan	RHP	2004	Magee, Bo	RHP	1995
Kelly, Ty	3B	2012	Mahoney, Joe	1B	2009-2011
Kerr, Zachary	RHP	1989-91	Mainville, P.J.	Athletic Trainer	2000
Kessick, Jon	C / DH	2002	Maine, Dalton	RHP	1995
Kessinger, Keith	2B / SS	1990-91	Maine, John	RHP	2003
Key, Jimmy	LHP	1998*	Majewski, Val	OF	2003
Keylor, Cory	OF	2002-04	Makowsky, Carl	RHP	2003-2004
Killian, Billy	C	2009	Maloney, Sean	RHP	1999
Kingsale, Eugene	OF	1996	Manly, Adam	OF	2003
Kingwood, Tyrone	OF	1990	Manrique, Marco	C	1994
Kirgan, Chris	1B / OF	1995	Mansur, Jeff	LHP	1995
Kitchen, Ron	RHP	1995	Manto, Jeff	DH	1995*
Klein, Dan	RHP	2011	Marache, Luis	LHP	1997
Klingenbeck, Ryan	RHP	1993	Marengi, Matt	RHP	1995
Knapp, Ben	RHP	2003	Mariotti, John	RHP	2009-2010
Kohlmeier, Ryan	RHP	1998	Markakis, Nick	OF	2005
Kolodny, Tyler	DH/3B	2011-12	Markham, Andy	RHP	1997
Krause, Brent	OF	2007	Martin, Kyle	C	2003
Krivda, Rick	LHP	1992	Martin, Lincoln	2B	1994, 1996-1997
Kurtz, Tony	OF	1997	Martinez, Eddy	SS	1996-97, 99-2000
Lakman, Jason	RHP	2001	Martinez, J.P.	RHP	2008
Lamb, David	2B / SS	1995, 97	Martinez, Octavio	C	2000-01, 03-04
Lane, Aaron	LHP	1994, 98	Martinez, Raul	C	2003
Lanza, Mike	SS	1997	Mastrolonardo, David	RHP	1997-1999
LaRocca, Todd	RHP	1995	Mathews, Shane	RHP	2009
Lawless, Tom	Manager	2003-04	Matos, Luis	OF	99, 01*, 02*, 06*
Lawrence, Chip	SS	1996-98	Mattaliano, Mick	RHP	2008
Lebron, Luis	RHP	2009	Matusz, Brian	LHP	2009, *11
LeCronier, Jason	OF	1995-98	Mayse, Robert	RHP	1995
Lee, Chris	LHP	1998	McCall, Larry	Pitching Coach	1990, 93-95
Lehman, Mike	C	1989-90	McCarthy, Ryan	SS	2008
Lehman, Toby	RHP	1995	McClain, Scott	3B	1993
Leinin, Pat	LHP	1990-91	McClinton, Pat	LHP	1997
Lemp, Chris	RHP	1993-95	McCollough, Adam	C	1996
Leon, Alfredo	C	1999-2002	McConathy, Doug	1B / OF	1992-93
Levinski, Don	RHP	2004	McCoy, Mike	2B	2008
Lewis, Rommie	RHP	2001, 04, 06	McCrory, Bob	RHP	2007

GENERAL TEAM
INFO

MANAGEMENT



2012 REVIEW

CAROLINA
LEAGUE



HISTORY



Keys All-Time Roster

Bold = Played/Coached/Managed in Major League Baseball
*** = Rehabbed in Frederick**

GENERAL TEAM INFO

MANAGEMENT



2012 REVIEW

CAROLINA LEAGUE



HISTORY

Name	Position	Year(s)	Name	Position	Year(s)
McCurdy, Josh	OF	2005-06	Ndungidi, Ntema	OF	1998-2000, 02
McCurdy, Nick	RHP	2003-05	Neal, Tony	RHP	2004-06
McCurry, Cole	LHP	2010-11	Negrette, Richard	RHP	2000
McDonald, Ben	RHP	1989	Neigebauer, Robert	RHP	2008
McDonald, Darnell	OF	1998-99	Nery, Nathan	LHP	2009-10
McGee, Tom	C	1999-2000	Nieto, Tony	RHP	1995
McGregor, Scott	Pitching Coach	2003-05	Noel, Luis	RHP	2010
McKinnis, Leroy	C	1997	Nowak, Jeremy	OF	2012
McNatt, Josh	LHP	1998-99	Nowicki, Joseph	OF	2007
Meadows, Scott	3B	1989	O'Berry, Mike	Manager	1994-95
Medina, Carlos	LHP	1999	O'Donoghue, John	Pitching Coach	1991-92
Mejia, Francisco	LHP	2000, 02	O'Donoghue Jr., John	LHP	1990-91
Mejia, Miguel	2B	1998	O'Shea, Ryan	RHP	2010-11
Melendez, Oscar	RHP	2012	O'Sullivan, Patrick	1B / OF	2003
Mercedes, Feliciano	2B / SS	1993-94	O'Toole, Bobby	RHP	1996-98
Mercedes, Luis	2B	1989	Ochoa, Alex	OF	1993
Merrifield, Doug	Athletic Trainer	1989	Ojeda, Augie	SS	1997
Michaels, Jeff	SS	1994-95	Oliveira, Joe	C	2011-12
Miclat, Greg	SS	2009-10	Olsen, Garrett	LHP	2005-06
Millares, Jose	2B / 1B	1992-93	Olzewski, Tim	RHP	1997-98
Miller, Aubrey	RHP	2008	Oquist, Mike	RHP	1990
Miller, Brent	1B	1991	Ormond, Rodney	RHP	2000, 02
Miller, Dave	RHP	1989, 91	Oropeza, Asdrubal	3B	2002
Mills, Alan	RHP	2000*, 01*	Ortiz, Bo	OF	1992-93
Mims, Larry	OF	1989	Ouelette, Ryan	RHP	2007-09
Minor, Ryan	3B	2000*	Owen, Bill	1B	1993-94
Miscik, Bob	FC / Manager	1990, 92	Owen, Blake	RHP	2007
Mollenhauer, Dale	3B	2011	Pagan, Angel	SS	1995
Mondile, Steve	RHP	1989-90	Palermo, Pete	RHP	1989
Montanez, Lou	OF / DH	2009*	Paradis, Mike	RHP	2000
Montani, Jeff	RHP	2004-06	Parker, Brian	RHP	2008-09
Montilla, Elvis	RHP	2002	Paronto, Chad	RHP	1996, 98-99
Moon, Wally	Manager	1990-91	Parrish, John	LHP	1997-99
Mooney, Mike	SS / 2B	2010	Paulino, Luis	C	1989
Moore, Daryl	LHP	1991	Paveloff, Dave	RHP	1991-93
Moore, Jeff	RHP	2008	Paxton, Chris	C	1997, 99
Moore, Justin	RHP	2011-12	Paz, Richard	3B	1998-2000
Moore, Kyle	C	2010-11	Pazik, Mike	Pitching Coach	1989-90
Morban, Jose	SS	2004	Peguero, Americo	RHP	1998
Moreau, Nathan	LHP	2010-12	Pena, Alex	RHP	1996
Morel, Elvis	2B	2004	Pena, Jaime	LHP	1989
Moreland, Kenny	RHP	2008-12	Pena, Jerome	2B	2012
Moreno, Chris	3B	2001	Penn, Hayden	RHP	2004
Moreno, Julio	RHP	1996, 2000	Pennington, Brad	LHP	1991-92
Morris, Cory	RHP	2001-04	Peraza, Oswaldo	RHP	1990*
Morseman, Robert	LHP	1996-97	Percibal, Billy	RHP	1997
Morris, Jeff	Pitching Coach	1996-97	Perez, Carlos	LHP	2007
Mosby, Michael	3B	2012	Perez, Randy	LHP	1999-2001
Mota, Tony	OF	2004	Perez, Wilfredo	RHP	2008
Mueller, Scott	RHP	2008	Petrack, Russell	LHP	2006
Mummy, Trent	OF	2011-12	Petrini, Chris	LHP	2011-12
Murray, Bill	Athletic Trainer	1990	Pettit, Jacob	LHP	2011
Murphy, Brian	RHP	1999	Pie, Felix	DH / OF	2010*
Musser, Jeremy	Athletic Trainer	2010	Pierce, Mike	C	2008
Myers, Chris	LHP	1989	Piersol, Chris	RHP	2004-05
Myers, Tom	LHP	1994	Planeta, Mike	OF	2012
Narron, Jerry	Manager	1989	Plank, Terry	RHP	2001



Keys All-Time Roster

Bold = Played/Coached/Managed in Major League Baseball
*** = Rehabbed in Frederick**

Name	Position	Year(s)	Name	Position	Year(s)
Plaster, Allen	RHP	1991-92	Ruiz, Randy	1B	2003
Polasek, John	LHP	1992-93	Rumfield, Brock	3B	1989
Ponson, Sidney	RHP	1994	Russell, Mike	C	2005-06
Potter, Josh	RHP	2004, 07	Russin, Tom	1B	1996
Powell, Jay	RHP	1994	Rust, Brian	3B	1999-2000
Pulley, Matt	C	2007	Ryan, Kevin	RHP	1992-93
Quattlebaum, Hugh	1B / 3B	2003	Sackinsky, Brian	RHP	1992-93
Quillin, Ty	OF	1995	Salargo, Steve	OF	1999-2000
Rachels, Wes	2B / OF	2001	Salas, Marino	RHP	2005
Raines Jr., Tim	OF	2000-01	Salazar, Richard	LHP	2003, 05-07
Rakers, Aaron	RHP	2000	Salberg, Chris	LHP	2009
Raleigh, Matt	DH	1996	Saneaux, Francisco	RHP	1996-97
Ramirez, Dan	SS	1992-93	Sarfate, Dennis	RHP	2009*
Ramirez, Enrique	RHP	2001-03	Sauritch, Chris	RHP	1995
Ramirez, Luis	RHP	2006	Scalabrini, Pat	3B / OF	1995
Rasner, Jacob	RHP	2011	Schuler, Trek	Athletic Trainer	2004-08
Ray, Chris	RHP	2004, 08*	Schmidt, Kyle	RHP	2008
Rayford, Floyd	Field Coach	1999	Schoop, Jonathan	DH / SS	2010-11
Reed, Dan	LHP	1997	Schrader, Clayton	RHP	2011-12
Reed, Keith	OF	2000-01	Schullstrom, Erik	RHP	1990-91
Reily, Chris	RHP	2002	Schutz, Kipp	OF	2011-12
Reimold, Nolan	OF	2005-06	Schwager, Matt	RHP	2001-02
Renshaw, Jake	RHP	2008-09	Seaver, Mark	RHP	1997
Reynolds, Doug	C	1990-91	Seestedt, Mike	C	2002-03
Rhodes, Arthur	LHP	1989-90, 94*	Segui, David	1B	1989, 2003*, 04*
Rhodes, Joey	RHP	1995, 97	Seitzer, Brad	1B / 3B	1992-93
Ricci, Chuck	RHP	1990-92	Sequea, Jacobo	RHP	2000-01, 03
Rice, Scott	LHP	2003	Shamburg, Ken	1B / DH	1989-90
Richardson, Kasey	LHP	1998-99	Shanks, Eric	SS / OF	2002-03
Richardson, Mike	1B	1990	Shenk, Larry	RHP	1994
Riddle, David	RHP	1989-91	Shepherd, Alvie	RHP	1996, 99
Rierner, Matt	1B / OF	1995	Shields, Tom	Manager	1998
Riley, Matt	LHP	1999	Shier, Pete	SS	2001-03, 06
Rine, Jarod	OF	2005-06	Shires, Mark	Athletic Trainer	2001-03
Ripken, Billy	DH	1991*	Short, Rick	2B / 3B	1995-98
Rivas, Arturo	OF	2006	Simon, Kyle	RHP	2012
Rivera, Roberto	OF	1997-2000	Simonds, Dan	C	1989
Rivero, Raul	RHP	2010	Sims, Ken	RHP	1998-2000, 03
Rleal, Sendy	RHP	2007*	Slomkowski, Rich	RHP	1990
Robbins, Doug	C / 1B	1989	Smith, Hut	RHP	1995, 97
Roberts, Brian	SS	2000	Smith, Mark E.	OF	1991, 96*
Robinson, Levi	C	2004	Smith, Mark L.	RHP	1993
Rodriguez, Eddy	RHP	2002	Snyder, Brandon	1B	2008
Rodriguez, Nerio	RHP	1996	Sosa, Jovanny	OF	2001
Rodriguez, Ryan	LHP	2008-09	Spears, Nate	2B	2005
Rogers, Ed	SS	2001	Sperring, Jayme	RHP	2002-03
Rogers, Jason	LHP	1995-98	Spoone, Chorye	RHP	2009
Rogers, Omar	2B	2003	Sprick, Scott	3B	1991
Romero, Jordan	RHP	1998-99	Spurgeon, Jay	RHP	1999-2000
Rumfield, Brock	3B	1998	Stahl, Richard	LHP	2001, 04-05
Rooney, Michael	SS	2011-12	Starr, Sammie	2B	2011-12
Roque, Darryll	RHP	2002	Startup, Will	LHP	2010-11
Rosa, Garabez	SS	2011-12	Steenstra, Kennie	Pitching Coach	2009
Rose Jr., Pete	3B	1989-90	Steinbach, Ryan	SS / 2B	2006
Roso, Jimmy	C	1992	Steinmetz, Earl	RHP	1998
Rowell, Billy	3B / OF	2008-10	Stephan, Todd	RHP	1990
Ruettiger, John	OF	2012	Stephen, Jedidiah	3B / 2B	2007, 09

GENERAL TEAM
INFO

MANAGEMENT



2012 REVIEW

CAROLINA
LEAGUE



HISTORY



Keys All-Time Roster

Bold = Played/Coached/Managed in Major League Baseball
*** = Rehabbed in Frederick**

GENERAL TEAM INFO

MANAGEMENT



2012 REVIEW

CAROLINA LEAGUE



HISTORY

Name	Position	Year(s)
Stephens, John	RHP	2000
Stephenson, Garrett	RHP	1994
Stevens, Bobby	UTL	2009-12
Stevens, Jake	LHP	2009
Stewart, Rachaad	LHP	1995
Stiegele, Rob	2B / SS	1990
Stiffler, Jason	C	2012
Sutton, Zach	RHP	2003
Sweeney, Matthew	3B	2012
Swinford, T.D.	Athletic Trainer	2004-06
Tallman, Troy	C	1991, 93
Tanaka, Ryohei	RHP	2011
Tapia, Rafael	RHP	1998
Tarasco, Tony	OF / DH	1996*
Taylor, Tommy	RHP	1992, 94
Tejada, Miguel	SS	2007*
Telford, Anthony	RHP	1989-90
Thall, Chad	LHP	2007-08
Thomas, Scott	C	2012
Thompson, Tommy	Manager	2007-08
Tiller, James	RHP	2003-05
Tippitt, Brad	RHP	1992
Tolliver, Ashur	LHP	2011
Torres, Melqui	RHP	2005
Towers, Josh	RHP	1997-98
Townsend, Tyler	1B	2010-12
Trachsel, Steve	RHP	2007*
Tremblay, Chris	SS	2012
Trimarco, Mike	RHP	1996
Tripp, Brandon	OF	2008
Tucker, Jonathan	UTL	2006-07
Tucker, Mamon	OF	2001-02
Tucker, Matthew	UTL	2009
Tyler, Brad	2B	1991-92
Utting, Andy	DH	1996, 98
Valdez, Trovin	OF	1995
Valichka, Brian	C	2008
Van Slyke, Andy	DH	1995*
Vinyard, Chris	1B	2008-09
Voigt, Jack	OF / FC / Manager	1989, 01, 02
Wade, Mike	C	1998
Walker, Dave	Athletic Trainer	1997-99
Walker, Jaime	LHP	2008*
Walker, Jimmy	RHP	1994-95
Walker, Matt	OF	2004
Walters, David	RHP	2012
Walton, Jerome	OF	1997*
Ward, Brian	C	2010-11
Wargo, Cody	C	2005
Waring, Brandon	1B / 3B	2009
Waszgis, B.J.	C	1993-94
Wawruck, Jim	1B	1991-92
Wearing, Mel	1B	1990-91
Webb, Brenden	OF	2012
Webster, Kevin	C	2001-02
Weglarz, John	RHP	1996
Wegmann, Tom	RHP	1996

Name	Position	Year(s)
Weidert, Chris	RHP	2000
Welty, Ronnie	OF	2010-12
Werth, Jayson	C	1999-2000
Wesley, Patrick	Athletic Trainer	2009-12
White, Gary	LHP	1995
White, Jason	INF	2008-10
White, Kenny	2B / OF	2001
Whitcotton, Billy	RHP	2000
Whiteside, Eli	C	2002
Widlansky, Rob	1B / OF	2009
Wieters, Matt	C	2008
Wilken, Kris	OF / 3B	2002-04
Wilson, Tyler	RHP	2012
Williams, Bob	RHP	1989
Williams, Jeff	RHP	1990-91
Williams, Steve	LHP	1991
Williamson, Scott	RHP	2007*
Wilson, Jeff	LHP	2003-04
Winterling, Paul	OF	2007-08
Wolff, Mike	1B	1996-97
Wright, Jaret	RHP	2007*
Wright, Mike	RHP	2012
Yaughn, Kip	RHP	1991
Youngblood, Joel	Field Coach	1991
Yount, Dustin	1B / DH	2005-07
Zagone, Richard	LHP	2009-12
Zaun, Gregg	C	1992



Keys to the Majors

<u>Player</u>	<u>Year(s) with Keys</u>	<u>Position</u>	<u>MLB Debut (Club)</u>
Ben McDonald	1989	RHP	9/6/89 (Orioles)
David Segui	1989	1B	5/8/90 (Orioles)
Anthony Telford	1989-1990	RHP	8/19/90 (Orioles)
Stacy Jones	1989-1990, 1992-1993	RHP	7/30/91 (Orioles)
Arthur Rhodes	1989, 1990	LHP	8/21/91 (Orioles)
Francisco de la Rosa	1989	RHP	9/7/91 (Orioles)
Luis Mercedes	1989	2B (OF)	9/8/91 (Orioles)
Jack Voigt	1989	OF	8/3/92 (Orioles)
Manny Alexander	1991	SS	9/18/92 (Orioles)
Brad Pennington	1991-1992	LHP	4/17/93 (Orioles)
Damon Buford	1991	OF	5/3/93 (Orioles)
Paul Carey	1992, 1994	1B	5/25/93 (Orioles)
John O'Donoghue	1990-1991	LHP	6/27/93 (Orioles)
Mike Oquist	1990	RHP	8/14/93 (Orioles)
Keith Kessinger	1990-1991	SS	9/15/93 (Reds)
Mark Smith	1991	OF	5/14/94 (Orioles)
Scott Klingensbeck	1993	RHP	6/2/94 (Orioles)
Erik Schullstrom	1991-1992	RHP	7/18/94 (Twins)
Armando Benitez	1993	RHP	7/28/94 (Orioles)
Ricky Gutierrez	1989-1990	SS	4/13/95 (Padres)
Vaughn Eshelman	1993	LHP	5/2/95 (Red Sox)
Curtis Goodwin	1993	OF	6/2/95 (Orioles)
Cesar Devarez	1991, 1993	C	6/3/95 (Orioles)
Gregg Zaun	1992	C	6/24/95 (Orioles)
Rick Krivda	1992	LHP	7/7/95 (Orioles)
Joe Borowski	1992-1993	RHP	7/9/95 (Orioles)
Jim Dedrick	1992	RHP	8/12/95 (Orioles)
Chuck Ricci	1990-1992	RHP	9/8/95 (Phillies)
Jimmy Haynes	1993	RHP	9/13/95 (Orioles)
Alex Ochoa	1993	OF	9/18/95 (Mets)
Kimera Bartee	1994	OF	4/3/96 (Tigers)
Jay Powell	1994	RHP	4/7/96 (Marlins)
Brian Sackinsky	1992-1993	RHP	4/20/96 (Orioles)
Rocky Copping	1995	RHP	6/11/96 (Orioles)
Garrett Stephenson	1994	RHP	7/25/96 (Orioles)
Nerio Rodriguez	1996	RHP	8/16/96 (Orioles)
Eugene Kingsale	1996	OF	9/3/96 (Orioles)
Calvin Maduro	1994-1995	RHP	9/8/96 (Phillies)
David Dellucci	1996	OF	6/3/97 (Orioles)
Pete Rose, Jr.	1989-1990	3B	9/1/97 (Reds)
Danny Clyburn	1995	OF	9/15/97 (Orioles)
Sidney Ponson	1996	RHP	4/19/98 (Orioles)
Radhames Dykhoff	1996-1997	LHP	6/7/98 (Orioles)
Scott McClain	1993	3B	5/14/98 (Devil Rays)
Jerry Hairston	1998	2B	9/11/98 (Orioles)
Chris Fussell	1996-1997	RHP	9/15/98 (Orioles)

**GENERAL TEAM
INFO**

MANAGEMENT



2012 REVIEW



**CAROLINA
LEAGUE**



HISTORY



Keys to the Majors

	Player	Year(s) with Keys	Position	MLB Debut (Club)
GENERAL TEAM INFO	Jesse Garcia	1995	2B	4/5/99 (Orioles)
	David Lamb	1995, 1997	INF	4/12/99 (Devil Rays)
	Tommy Davis	1995	C	5/14/99 (Orioles)
	Matt Riley	1999	LHP	9/9/99 (Orioles)
	Brian Falkenborg	1998	RHP	10/1/99 (Orioles)
	Augie Ojeda	1997	2B	6/4/00 (Cubs)
MANAGEMENT	Luis Matos	1997, 1999	OF	6/18/00 (Orioles)
	Ivanon Coffie	1998-1999	3B	7/15/00 (Orioles)
	John Parrish	1997-1999	LHP	7/19/00 (Orioles)
	B.J. Waszgis	1993-1994	C	7/24/00 (Texas)
	Ryan Kohlmeier	1998	RHP	7/28/00 (Orioles)
	Carlos Casimiro	1998	2B	7/31/00 (Orioles)
	Jay Spurgeon	1999-2000	RHP	8/14/00 (Orioles)
	Chad Paronto	1996, 1998-1999	RHP	4/18/01 (Orioles)
	Josh Towers	1997-1998	RHP	5/2/01 (Orioles)
	Brian Roberts	2000	SS	6/14/01 (Orioles)
	Larry Bigbie	2000	OF	6/23/01 (Orioles)
	Sean Douglass	1999	RHP	7/18/01 (Orioles)
2012 REVIEW	Rick Bauer	1999-2000	RHP	9/2/01 (Orioles)
	Tim Raines, Jr.	2000-2001	OF	10/1/01 (Orioles)
	Erik Bedard	2001	LHP	4/17/02 (Orioles)
	Howie Clark	1994	OF	7/16/02 (Orioles)
	John Stephens	2000	RHP	7/30/02 (Orioles)
	Jayson Werth	1999-2000	CA	9/1/02 (Blue Jays)
CAROLINA LEAGUE	Ed Rogers	2001	SS	9/5/02 (Orioles)
	Steve Bechler	2000-2001	RHP	9/6/02 (Orioles)
	Joey Dawley	1995	RHP	9/29/02 (Braves)
	Darnell McDonald	1998-1999	OF	4/30/04 (Orioles)
	Eddy Rodriguez	2002	RHP	5/31/04 (Orioles)
	John Maine	2003	RHP	7/23/04 (Orioles)
	Val Majewski	2003	OF	8/20/04 (Orioles)
	Aaron Rakers	2000	RHP	9/8/04 (Orioles)
	Mike Fontenot	2002	INF	4/13/05 (Cubs)
	Keith Reed	2000-2001	OF	5/11/05 (Orioles)
	Jeff Fiorentino	2005	OF	5/12/05 (Orioles)
	Eddy Garabito	1998-1999	2B	5/26/05 (Rockies)
HISTORY	Hayden Penn	2004	RHP	5/28/05 (Orioles)
	Napolean Calzado	2001	INF	5/29/05 (Orioles)
	Rick Short	1995-1998	1B	6/9/05 (Nationals)
	Tim Corcoran	2001	RHP	6/13/05 (Devil Rays)
	Chris Ray	2004	RHP	6/14/05 (Orioles)
	Eli Whiteside	2002	C	7/5/05 (Orioles)
	Jerry Narron	1989	Manager	7/21/05 (Manager, Rangers)
	Dave Cash	2001	Manager	8/4/05 (Coach, Orioles)
	Pete Mackanin	1993	Manager	9/5/05 (Manager, Pirates)
	Nick Markakis	2005	OF	4/3/06 (Orioles)



Keys to the Majors

<u>Player</u>	<u>Year(s) with Keys</u>	<u>Position</u>	<u>MLB Debut (Club)</u>
Sendy Rleal	2003	RHP	4/6/06 (Orioles)
Chris Britton	2005	RHP	4/12/06 (Orioles)
Adam Loewen	2004-2005	LHP	5/23/06 (Orioles)
James Hoey	2006	RHP	8/23/06 (Orioles)
Brandon Fahey	2003-2004	SS	4/30/06 (Orioles)
Kurt Birkins	2003-2004	LHP	5/4/06 (Orioles)
Jim Johnson	2004-2005	RHP	7/29/06 (Orioles)
Garrett Olson	2005-2006	LHP	7/4/07 (Orioles)
Radhames Liz	2006	RHP	8/25/07 (Orioles)
Kevin Hart	2006	RHP	9/4/07 (Cubs)
Bob McCrory	2007	RHP	4/30/08 (Orioles)
Marino Salas	2005	RHP	5/13/08 (Pirates)
Randy Ruiz	2003	1B	8/1/2008 (Twins)
Brad Bergesen	2007-2008	RHP	4/21/09 (Orioles)
Nolan Reimold	2005-2006	OF	5/14/09 (Orioles)
Jason Berken	2007	RHP	5/26/09 (Orioles)
David Hernandez	2007	RHP	5/28/09 (Orioles)
Matt Wieters	2008	C	5/29/09 (Orioles)
Brian Matusz	2009	LHP	8/04/09 (Orioles)
Mike McCoy	2008	OF	9/9/09 (Rockies)
Rommie Lewis	2001, 2004, 2006	RHP	4/28/10 (Blue Jays)
Jake Arrieta	2008	RHP	6/10/10 (Orioles)
Brandon Snyder	2008	1B	9/10/10 (Orioles)
Pedro Beato	2008-2009	RHP	4/1/11 (Mets)
Zach Britton	2009	LHP	4/3/11 (Orioles)
Ryan Adams	2009	2B	5/20/11 (Orioles)
Blake Davis	2007	3B	6/22/11 (Orioles)
Matt Angle	2009	OF	7/17/11 (Orioles)
Kyle Hudson	2009-2011	OF	9/4/11 (Orioles)
Nate Spears	2005	INF	9/5/11 (Red Sox)
Pedro Florimon	2009-2010	SS	9/10/11 (Orioles)
Xavier Avery	2010	OF	5/13/12 (Orioles)
Manny Machado	2011	SS	8/9/12 (Orioles)
Joe Mahoney	2009-2011	1B	7/7/12 (Orioles)
Dylan Bundy	2012	RHP	9/23/13 (Orioles)
L.J. Hoes	2010-2011	OF	9/25/13 (Orioles)

**GENERAL TEAM
INFO**

MANAGEMENT



2012 REVIEW

**CAROLINA
LEAGUE**



HISTORY



Keys Single-Game Records

GENERAL TEAM INFO

HITTING

	#	Who, When
At Bats:	8	Several (last: Kyle Hudson, 5/1/10 @ Myrtle Beach)
Runs:	5	2 Players (last: Brandon Snyder, 6/6/08 @ Winston-Salem)
Hits:	5	3 Players (last: John Ruettiger, 6/6/12 vs. Potomac)
Doubles:	4	Nick Markakis, 4/28/05 vs. Winston-Salem
Triples:	2	Several (last: Brian Roberts, 8/20/00 vs. Potomac)
Homeruns:	2	Several (last: Adam Donachie, 6/25/11 vs. Wilmington)
RBI :	8	Jack Voigt, 8/3/89 vs. Prince William
Walks:	4	Several (last: Manny Machado, 7/7/11 vs. Potomac)
Strikeouts:	5	Several (last: Chris Vinyard, 4/16/08 @ Kinston)

MANAGEMENT

PITCHING

	#	Who, When
Innings Pitched:	10	Brian Brewer, 8/25/95 vs. Salem
Hits Allowed:	15	Randy Perez, 5/9/01 @ Wilmington
Runs Allowed:	12	2 Players (last: Brandon Erbe, 5/16/07 @ Kinston)
Earned Runs:	12	Brandon Erbe, 5/16/07 @ Kinston
Walks:	8	Chris Myers, 4/19/89 @ Salem
Strikeouts:	18	David Hernandez, 9/2/07 vs. Winston-Salem
HRs Allowed:	4	Several (last: Nathan Moreau, 7/26/10 vs. Lynchburg)
Wild Pitches:	5	Josh McNatt, 4/20/99 @ Winston-Salem
Hit Batter:	3	2 Players (last: Kyle Schmidt, 8/13/08 @ Potomac)



2012 REVIEW

TEAM

	#	When
Runs:	21	Several (last: 6/30/91 @ Prince William)
Hits:	24	8/8/90 vs. Lynchburg
Doubles:	7	Twice (last: 9/6/10 @ Wilmington)
Triples:	4	6/12/90 vs. Durham
Homeruns:	6	Twice (last: 4/23/05 Game 1 vs. Wilmington)
Walks:	17	4/20/94 vs. Winston-Salem
Strikeouts:	18	8/21/04 vs. Myrtle Beach
Hit by Pitch:	5	5/30/97 vs. Lynchburg
Stolen Bases:	8	Twice (last: 5/22/99 vs. Myrtle Beach)

CAROLINA LEAGUE



GAME LENGTH

	#	When
Longest Game (innings):	17	Several (last: 7/18/93 vs. Prince William)
Longest Game (time):	5:41	6/6/90 @ Salem
Longest 9 Inning Game:	3:45	4/9/08 @ Kinston
Shortest 9 Inning Game:	1:45	6/2/02 @ Myrtle Beach
Shortest 7 inning Game:	1:27	5/12/09, Game 1 vs. Myrtle Beach)

HISTORY



Keys Single-Season Records

GAMES

1. Curtis Goodwin, 1993	138
2. Alex Ochoa, 1993	137
3. Kyle Hudson, 2010	136
4. Chris Bryant, 1998	135
5. Manny Alexander, 1991	134
5. Kennard Jones, 2007	134
7. Scott McClain, 1993	133
8. Three tied	132

AT-BATS

1. Curtis Goodwin, 1993	565
2. Manny Alexander, 1991	548
3. Eddy Garabito, 1999	539
4. Alex Ochoa, 1993	532
5. Franky Figueroa, 1999	527
6. Kyle Hudson, 2010	516
7. Kimera Bartee, 1994	514
8. Darnell McDonald, 1999	507

RUNS

1. Curtis Goodwin, 1993	98
2. Kimera Bartee, 1994	97
3. Tim Raines Jr., 2000	89
4. Ronnie Welty, 2010	86
5. Alex Ochoa, 1993	84
6. Kyle Hudson, 2010	83
7. Three tied	81

HITS

1. Curtis Goodwin, 1993	156
2. Rick Short, 1997	153
3. Kimera Bartee, 1994	150
4. Rick Short, 1996	148
5. Manny Alexander, 1991	143
6. Ronnie Welty, 2010	142
6. Mamon Tucker, 2002	142
8. Johnny Isom, 1996	141

DOUBLES

1. Doug Gredvig, 2001	35
1. Brandon Waring, 2009	35
3. Rick Short, 1996	33
3. Brandon Snyder, 2008	33
5. Ronnie Welty, 2010	32
5. Pedro Florimon, 2003	32
7. Tyler Henson, 2009	31
7. Robby Widlansky, 2009	31

TRIPLES

1. Tony Beasley, 1991	10
1. Curtis Goodwin, 1993	10
3. Carlos Casimiro, 1998	9
4. Lincoln Martin, 1996	7
4. Basilio Ortiz, 1993	7
5. 11 tied	6

HOME RUNS

1. Stanton Cameron, 1992	29
2. Mario Delgado, 2005	26
2. Brandon Waring, 2009	26
4. Jason Frasz, 2006	24
5. Eric Chavez, 1994	23
6. Aaron Baker, 2012	22
6. Jeff Fiorentino, 2005	22
8. Two tied	21

BATTING AVERAGE (min. 378 PA)

1. Harry Berrios, 1994	.348
2. Rick Short, 1997	.319
3. Gary Cates, 2003	.315
4. Brandon Snyder, 2008	.315
5. Rick Short, 1996	.312
6. Jim Wawruck, 1992	.309
6. Luis Mercedes, 1989	.309
8. Tim Holland, 1990	.302

RBI

1. Johnny Isom, 1996	104
2. B.J. Waszgis, 1994	100
3. Stanton Cameron, 1992	92
4. Alex Ochoa, 1993	90
4. Brandon Waring, 2009	90
6. Franky Figueroa, 2000	87
7. Mario Delgado, 2005	86
8. Jason Franz, 2006	84

STOLEN BASES

1. Tim Raines Jr., 2000	81
2. Rod Lofton, 1989	62
3. Curtis Goodwin, 1993	61
4. Damon Buford, 1991	50
5. Manny Alexander, 1991	47
6. Kimera Bartee, 1994	44
7. Harry Berrios, 1994	42

GENERAL TEAM
INFO

MANAGEMENT



2012 REVIEW

CAROLINA
LEAGUE



HISTORY



Keys Single-Season Records

GENERAL TEAM INFO

GAMES PITCHED

1. Ryan Keefer, 2004	64
2. Nick McCurdy, 2004	63
3. Andy Mitchell, 2003	60
4. John Polasek, 1993	55
5. Scott Conner, 1994	53
6. Dave Riddle, 1991	52
6. Chris Lemp, 1994	52
8. Three tied	50

Strikeouts

1. Rick Forney, 1993	175
2. Jimmy Haynes, 1993	174
3. Mike Oquist, 1990	170
4. David Hernandez, 2007	168
4. Jim Johnson, 2005	168
6. Kip Vaughn, 1991	155
7. Brandon Erbe, 2008	151
7. Jancy Andrade, 2002	151

MANAGEMENT

INNINGS PITCHED

1. Terry Farrar, 1992	182.1
2. Zachary Kerr, 1990	177.2
3. Chuck Ricci, 1991	173.2
4. Dan Reed, 1997	173.1
5. Jimmy Haynes, 1993	172
6. Mike Oquist, 1990	166
7. Rick Forney, 1993	165
8. Three tied	162

WINS

1. Zachary Kerr, 1990	14
1. Rick Forney, 1993	14
3. Dave Miller, 1989	13
3. Scott Klingenberg, 1993	13
5. Eight tied	12

SAVES

1. Sean Gleason, 2011	32
2. Francisco Hernandez, 1997	24
3. Travis Fleming, 2001	23
4. Chris Lemp, 1994	21
5. Jacobo Sequea, 2003	20
6. Chris Lemp, 1995	19
7. Tony Neal, 2004	18
8. Todd Stephan, 1990	17



ERA (Min. 112 IP)

1. Zach Britton, 2009	2.70
2. Bobby Bundy, 2011	2.75
3. Rick Forney, 1993	2.78
4. Mike Oquist, 1990	2.81
5. Jake Arrieta, 2008	2.87
5. Allen Plaster, 1992	2.87
7. David Miller, 1989	2.88
8. John Donoghue, 1991	2.90
9. Zach Kerr, 1990	2.94
9. Calvin Maduro, 1995	2.94

2012 REVIEW

CAROLINA LEAGUE



HISTORY



Keys Career Records

GAMES		STOLEN BASES	
1. Billy Rowell, 2008-10	348	1. Tim Raines Jr., 2000-01	95
2. Cory Keylor, 2002-04	333	2. Roy Gilbert, 1989-91	70
3. Eric Chavez, 1994, 1996-97	328	3. Rod Lofton, 1989-90	64
4. Rick Short, 1995-98	316	4. Curtis Goodwin, 1993	61
		4. Miguel Abreu, 2008, 2010-11	61
BATTING AVERAGE		GAMES PITCHED	
1. Branden Florence, 2004-05	.320	1. Chris Lemp, 1993-1995	145
2. Brandon Snyder, 2008	.315	2. Rommie Lewis, 2001, 2003-04, 06	105
3. Rick Short, 1995-98	.311	3. Richard Salazar, 2003, 2005-2007	100
4. Jim Wawruck, 1991-92	.303	4. Francisco Hernandez, 1995-1998	94
		4. Nick McCurdy, 2003-2005	94
AT-BATS		STARTS	
1. Billy Rowell, 2008-10	1,234	1. Brandon Erbe, 2007-2008, 2012	54
2. Franky Figueroa, 1998-2000, 2002	1,227	2. Calvin Maduro, 1994-1995, 2000	47
3. Cory Keylor, 2002-04	1,200	2. Chuck Ricci, 1990-1992	47
4. Rick Short, 1995-98	1,188	4. Matt Achilles, 1999-2000	41
		4. Jay Spurgeon, 1999-2000	41
RUNS		INNINGS PITCHED	
1. Lincoln Martin, 1994, 1997-98	183	1. Chuck Ricci, 1990-1992	298
2. Rick Short, 1995-98	178	2. Calvin Maduro, 1994-95, 2002	276.1
3. Cory Keylor, 2002-04	172	3. Jason Rogers, 1995-98	272.2
4. Eric Chavez, 1994, 1996-97	164	4. Brandon Erbe, 2007-2008	269.2
HITS		STRIKEOUTS	
1. Rick Short, 1995-98	370	1. Brandon Erbe, 2007-2008, 2012	292
2. Franky Figueroa, 1998-2000, 2002	309	2. Calvin Maduro, 1994-1995, 2000	263
3. Billy Rowell, 2008-10	308	3. Chuck Ricci, 1990-1992	240
4. Cory Keylor, 2002-04	304	4. Matt Achilles, 1999-2000	214
DOUBLES		WINS	
1. Rick Short, 1995-98	76	1. Zach Kerr, 1989-1991	19
2. Eric Chavez, 1994, 1996-97	71	1. Chuck Ricci, 1990-1992	19
3. Billy Rowell, 2008-10	69	2. Brandon Erbe, 2007-2008, 2012	18
4. Doug Gredvig, 2001, 2003-04	61	3. Calvin Maduro, 1994-1995, 2000	17
		4. Jacobo Sequea, 2000-2001, 2003	16
TRIPLES		SAVES	
1. Lincoln Martin, 1994, 1997-98	18	1. Chris Lemp, 1993-1995	48
2. Tony Beasley, 1990-91	16	2. Francisco Hernandez, 1995-1998	38
3. T.R. Lewis, 1990-92	11	3. Sean Gleason, 2009-11	35
4. Curtis Goodwin, 1993	10	4. David Paveloff, 1991-1993	31
HOME RUNS			
1. Eric Chavez, 1994, 1996-97	52		
2. Franky Figueroa, 1998-2000, 2002	38		
3. Mario Delgado, 2005-06	37		
4. Doug Gredvig, 2001, 2003-04	33		
RBI			
1. Franky Figueroa, 1998-2000, 2002	197		
2. Eric Chavez, 1994, 1996-97	180		
3. Jim Foster, 1995-97	163		
4. Rick Short, 1995-98	156		

GENERAL TEAM
INFO

MANAGEMENT



2012 REVIEW

CAROLINA
LEAGUE



HISTORY



Keys Award Winners

GENERAL TEAM
INFO

MANAGEMENT



2012 REVIEW

CAROLINA
LEAGUE



HISTORY

Brooks Robinson Award

(most outstanding position player in O's system)

1989	David Segui, 1B
1992	Stanton Cameron, OF
1993	Alex Ochoa, OF
1994	Harry Berrios, OF
2005	Nick Markakis, OF
2008	Matt Wieters, C
2009	Brandon Waring, 1B/3B
2010	Joe Mahoney, 1B
2011	Jonathan Schoop, 2B

Jim Palmer Prize

(most outstanding pitcher in O's system)

1989	Mike Linskey
1990	Anthony Telford
1992	Rick Krivda
1993	Armando Benitez (co-winner)
1995	Rocky Coppinger
1996	Nerio Rodriguez
2004	Hayden Penn
2005	Jim Johnson
2008	Brad Bergesen
2009	Brian Matusz
2012	Dylan Bundy

Carolina League All-Star Game MVP

1993	Curtis Goodwin, OF
2005	Nick Markakis, OF

Futures Game

2000	Papy Ndungidi (OF, World)
2001	Erik Bedard (P, World)
	Richard Stahl (P, USA)
2003	John Maine (P, USA)
2005	Adam Loewen (P, World)
	James Johnson (P, USA)
2006	Nolan Reimold (OF, USA)
	Radhames Liz (P, World)
2008	Jake Arrieta (P, USA)
2011	Jonathan Schoop (2B, World)
	Manny Machado (SS, USA)
2012	Dylan Bundy (P, USA)

Carolina League Pitcher of the Year

2005	Jim Johnson
2008	Jake Arrieta
2009	Zach Britton

Carolina League Player of the Year

2009	Brandon Waring (1B/3B)
------	------------------------

Elrod Hendricks Prize

(outstanding in Community Service in O's system)

2004	Ryan Keefer
2006	Jake Duncan
2007	Jason Berken
2010	Jacob Julius
2012	Trent Howard

Bold = Reached Major League

Carolina League Post-Season All-Star Team

1989	David Segui (1B)
	Luis Mercedes (2B)
1990	Wally Moon (Manager)
	Ricky Gutierrez (SS)
1991	Manny Alexander (SS)
1992	Stanton Cameron (OF)
1993	Pete Mackanin (Manager)
	Curtis Goodwin (OF)
	Scott McClain (3B)
	Alex Ochoa (OF)
1994	Kimera Bartee (OF)
	Chris Lemp (P)
	B.J. Waszgis (C)
1996	Johnny Isom (OF)
	Rick Short (3B)
1997	Rick Short (2B)
1999	Eddy Martinez (SS)
2001	Napoleon Calzado (UTL)
2004	Tripper Johnson (3B)
2005	Jim Johnson
	Nick Markakis (OF)
	Mario Delgado (DH)
	Nate Spears (2B)
2006	Paco Figueroa (2B)
	Nolan Reimold (OF)
	Radhames Liz (P)
2007	Ryan Finan (UTL)
2008	Jake Arrieta (RHP)
2009	Caleb Joseph (C)
	Brandon Waring (1B/3B)
	Zach Britton (P)
2010	Xavier Avery (OF)
	Ronnie Welty (OF)

Carolina League All-Star Game Selections

1989	David Segui (1B) , Luis Mercedes (2B) , Rodney Lofton (OF)
1990	Wally Moon (Manager), Ricky Gutierrez (SS) , Tim Holland (OF), Mike Oquist (P) , Zachary Kerr (P), Todd Stephan (P), Bill Murray (Tr.)
1991	Tony Beasley (2B), Sergio Cairo (OF), Cesar Devares (C) , Ed Horowitz (C), Kip Vaughn (P)
1992	Terry Farrar (P), Jim Wawruck (OF), Greg Zaun (C)
1993	Rick Forney (P), Curtis Goodwin (OF) , Jimmy Haynes (P) , Scott McClain (3B), Alex Ochoa (OF)
1994	Kimera Bartee (OF) , Chris Lemp (P), Calvin Maduro (P)
	Garrett Stephenson (P) , B.J. Waszgis (C)
1995	Tommy Davis (3B), Jim Foster (C), David Lamb (SS) , Calvin Maduro (P) , Rachad Stewart (P)
1996	Chris Fussell (P) , Johnny Isom (OF), Lincoln Martin (2B)
1997	Dan Reed (P), Mark Seaver (P), Francis Hernandez (P), David Lamb (2B) , Jim Foster (C)
1998	Josh McNatt (P), Josh Towers (P) , Ivanon Coffie (3B) , Jerry Hairston (SS) , Charles Alley (Catcher), Chris Bryant (1B)
1999	Jayson Werth (Catcher) , Eddy Martinez (SS) , Luis Matos (OF)
2000	Larry Bigbie (OF) , Papy Ndungidi (OF), Richard Paz (2B), Brian Rust (DH), John Stephens (P)
2001	Steve Bechler (P) , Erik Bedard (P) , Travis Fleming (P), Sonny Garcia (P)
2002	Mike Fontenot (2B) , Eli Whiteside (Catcher)
2003	Woody Cliffords (OF), Tripper Johnson (3B), Mike Huggins (1B)
2004	Tony Neal (P)
2005	Nick Markakis (OF) , Nate Spears (2B) , Mario Delgado (DH), Chris Britton (P) , Bien Figueroa (Manager)
	Paco Figueroa (2B), Jason Franz (DH), Trek Schuler (Trainer)
2006	Blake Davis (SS) , Bob McCrory (P)
2007	Jake Arrieta (P) , Brandon Tripp (OF), Matt Wieters (C)
2008	Brian Matusz (P) , Luis Lebron (P), Zach Britton (P) , Caleb Joseph (C), Brandon Waring (1B/3B), Pedro Florimon Jr. (SS)
2009	Jose Duran (P), Greg Miclat (SS), Ronnie Welty (OF)
2010	Bobby Bundy (P)
2011	Dylan Bundy (P) , Ty Kelly (3B), Jeremy Nowak (OF)
2012	



Last Time it Happened...

SCORING

Keys Shutout:	6/25/12, at Carolina (1-0 win)
Keys CG Shutout:	7/23/11, Nick Haughian vs. Myrtle Beach (1-0 win)
Opponent Shutout:	9/5/11, @ Wilmington (3-0 loss)
Opponent CG Shutout:	8/25/12, Matt Swynenberg at Potomac (3-0 loss)
1-0 Win:	6/25/12, at Carolina
1-0 Loss:	8/28/12, at Salem
Scored 10 Runs:	8/26/12, at Potomac (10-7 win)
Allowed 10 Runs:	8/16/12, vs. Winston-Salem (12-5 loss)
Both Teams Scored 10 or More:	4/30/11, @ Myrtle Beach (11-10 loss)

PITCHING

Keys Complete Game:	8/25/12, Devin Jones at Potomac (3-0 loss)
Opponent Complete Game:	8/25/12, Matt Swynenberg at Potomac (3-0 loss)
Keys No-Hitter:	6/30/10, Nathan Moreau, @ Salem (7-0 win)
Opponent No-Hitter:	8/7/02, Kip Bouknight, vs. Salem (5-0 loss, 7 innings)
Keys CG No-Hitter:	6/30/10, Nathan Moreau, @ Salem (7-0 win)
Opponent CG No-Hitter:	8/7/02, Kip Bouknight, vs. Salem (5-0 loss, 7 innings)
Keys One-Hitter:	5/1/12, vs. Myrtle Beach (3-0 win)
Opponent One-Hitter:	6/28/08, Josh Tomlin, vs. Kinston (3-0 loss)
Keys CG Two-Hitter:	6/9/12, Scott Copeland, @ Lynchburg (6 innings, 3-2 loss)
Opponent CG Two-Hitter:	6/22/01, Brian Tallet, vs. Kinston (6 innings, 1-0 win)
Keys CG Three-Hitter:	7/23/11, Nick Haughian, vs. Myrtle Beach (1-0 win)
Opponent CG Three-Hitter:	6/9/12, Aaron Northcraft, at Lynchburg (4-1 loss)

BATTING

Hit for the Cycle:	5/2/05, Jeff Fiorentino, vs. Winston-Salem
Opponent hit for the Cycle:	8/3/00, Scott Seal, @ Salem
Grand Slam:	7/23/12, Roderick Bernadina at Wilmington
Opponent Grand Slam:	7/15/12, Carlos Moncrief vs. Carolina
Back-to-Back Homeruns:	8/20/12, Jeremy Nowak and Steve Bumbry, vs. Wilmington (5-2 win)
Opp. Back-to-Back Homeruns:	7/18/12, Shannon Wilkerson, Travis Shaw vs. Salem (14-4 loss)
Back-to-back-to-back Homeruns:	7/9/11, Tyler Townsend, Miguel Abreu, and Kipp Schutz, vs. Kinston (10-6 win)
Opp. back-to-back-to back HR:	8/8/99, Maxwell, Lankford and Washington, vs. Lynchburg
Leadoff Game Homerun:	5/15/12, Trent Mummey, at Potomac
Opponent Leadoff Game HR:	8/22/12, Orlando Calixte vs. Wilmington
Pinch-Hit Homerun:	7/12/12, Mike Flacco, vs. Carolina

SWEEPS

Double-Header Sweep (home):	5/18/10, vs. Potomac
Double-Header Sweep (road):	6/8/12, at Lynchburg
Opp. Double-Header Sweep (home):	5/10/12, vs. Winston-Salem
Opp. Double-Header Sweep (road):	6/9/12, at Lynchburg
Three-Game Sweep (home):	9/1-9/3/12, vs. Carolina
Three-Game Sweep (road):	7/31-8/2/12, at Lynchburg
Four-Game Sweep (home):	5/5-5/8/11, vs. Wilmington
Four-Game Sweep (road):	5/27-5/29/11, @ Salem
Opp. Three Game Sweep (home):	4/27-4/29/12, vs. Lynchburg
Opp. Three-Game Sweep (road):	8/3-8/5/12, at Myrtle Beach
Opp. Four-Game Sweep (home):	6/14-6/17/12, vs. Lynchburg
Opp. Four-Game Sweep (road):	5/26-5/29/08 at Kinston

GENERAL TEAM
INFO

MANAGEMENT



2012 REVIEW

CAROLINA
LEAGUE



HISTORY



Keys Opening Day Lineups

GENERAL TEAM INFO

MANAGEMENT



2012 REVIEW

CAROLINA LEAGUE



HISTORY

April 9, 1989 @ Durham <i>Lost 4-0</i> Rod Lofton 2B Luis Paulino C David Segui 1B Oneri Fleita DH Tom Hams LF Hector Bautista RF Ricky Gutierrez SS Pete Rose II 3B Roy Gilbert CF Chris Myers P	April 6, 1995 vs. Kinston <i>Won 9-3</i> Brandon Bridgers CF Jesse Garcia 2B Tommy Davis 3B Jim Foster C David Lamb SS Chris Kirgan 1B Wes Hawkins LF Chris Sauritch DH Trovin Valdez RF Rocky Coppinger P	April 6, 2001 vs. Potomac <i>Lost 4-3</i> Tim Raines Jr. CF Maikell Diaz SS Keith Reed RF Doug Gredvig 1B Napoleon Calzado 3B Octavio Martinez C Wes Rachels DH Tony Mack LF Gary Cates 2B Steve Bechler P	April 5, 2007 @ Salem <i>Won 5-4</i> Blake Davis SS Jonathan Tucker 2B Kennard Jones CF Sandy Madera DH Ryan Finan 3B Arturo Rivas RF Mark Fleisher 1B Zach Dillon C Jacob Duncan LF Brandon Erbe P
April 12, 1990 @ Lynchburg <i>Won 1-0</i> Roy Gilbert CF Tony Beasley 2B Tim Holland DH Ken Shamburg 3B Tom Harris LF Mike Lehman C Pat Hedge RF Mike Richardson 1B Ricky Gutierrez SS Arthur Rhodes P	April 5, 1996 vs. Durham <i>Lost 4-0</i> Lincoln Martin 2B Rick Short 3B Eric Chavez DH Jim Foster C Tom D'Aquila LF Tom Russin 1B Wady Almonte RF Eugene Kingsdale CF Eddy Martinez SS Scott Conner P	April 5, 2002 vs. Lynchburg <i>Lost 7-1</i> Mike Fontenot 2B B.J. Littleton CF Eli Whiteside C Cory Keylor RF Mamon Tucker LF Kris Wilken 1B Alex Gordon DH Alfredo Leon 3B Nick Garcia SS Beau Hale P	April 4, 2008 vs. Lynchburg <i>Won 7-3</i> Danny Figueroa CF Chris Amador LF Matt Wieters C Brandon Snyder 1B Billy Rowell 3B Chris Vinyard DH Brandon Tripp RF Jason White SS Miguel Abreu 2B Jake Arrieta P
April 11, 1991 @ Durham <i>Lost 4-0</i> Damon Buford CF Manny Alexander SS T.R. Lewis 3B Mel Wearing 1B Ed Horowitz C Doug Reynolds DH Dan Berthel RF Pat Hedge LF Tony Beasley 2B Chuck Ricci P	April 4, 1997 @ Wilmington <i>Lost 3-2</i> Carlos Atkins CF Lincoln Martin LF Rick Short 3B Mike Wolff 1B Jim Foster C Ryan Hendricks DH David Lamb 2B Mike Lanza SS Tony Kurtz RF Todd Dyess P	April 4, 2003 vs. Lynchburg <i>Lost 11-3</i> Woody Cliffords CF Gary Cates 2B David Segui DH Mike Huggins 1B Adam Manley LF Tripper Johnson 3B Cory Keylor RF Ryan Hubele C Brandon Fahey SS Dave Crouthers P	April 9, 2009 @ Salem <i>Won 8-6 (12)</i> Matt Angle CF Ryan Adams 2B Tyler Henson 3B Chris Vinyard DH Billy Rowell RF Kraig Binick LF Brandon Waring 1B Caleb Joseph C Pedro Florimon Jr. SS Brian Matusz P
April 9, 1992 @ Lynchburg <i>Lost 1-0</i> Jason Alstead CF Gregg Zaun C Brad Tyler 2B Paul Carey DH Brad Seitzer 3B Jose Millares 1B Steve Godin LF Stanton Cameron RF Dan Ramirez SS Kevin Ryan P	April 10, 1998 @ Wilmington <i>Lost 2-1</i> Darrell Dent CF Jerry Hairston SS Chris Bryant 1B Tim DeCinces DH Carlos Casimiro 2B Ivanon Coffie 3B Miguel Mejia RF Chip Alley C Maleke Fowler LF Brian Falkenberg P	April 9, 2004 @ Lynchburg <i>Lost 5-3</i> B.J. Littleton CF Elvis Morel 2B Tony Mota DH Doug Gredvig 1B Chris Carter LF Tripper Johnson 3B Cory Harris RF Tommy Arko C Brandon Fahey SS Don Levinski P	April 9, 2010 @ Lynchburg <i>Lost 3-1</i> Kyle Hudson LF Xavier Avery CF Ronnie Welty RF Joe Mahoney 1B LJ Hoes 2B Billy Rowell DH Greg Miclat SS Bobby Stevens 3B Brian Ward C Rick Zagone P
April 8, 1993 vs. Prince William <i>Lost 3-2 (14)</i> Curtis Goodwin CF Basillio Ortiz LF Alex Ochoa RF Brad Seitzer 1B Jose Millares DH Scott McClain 3B Dan Ramirez 2B Cesar Devarez C Feliciano Mercedes SS Jimmy Haynes P	April 10, 1999 vs. Myrtle Beach <i>Lost 8-0</i> Eddy Garabito 2B Joey Hammond 3B Luis Matos CF Franky Figueroa 1B Jayson Werth C Darnell McDonald RF Roberto Rivera DH Brian Hughes LF Eddy Martinez SS Matt Riley P	April 8, 2005 @ Lynchburg <i>Lost 6-0</i> Jarod Rine CF Nate Spears 2B Nick Markakis RF Mario Delgado DH Dustin Yount 1B Jeff Fiorentino LF Tommy Arko C Bryan Bass 3B Travis Brown SS Jim Johnson P	April 10, 2011 @ Salem <i>Won 7-2 (7)</i> Kyle Hudson CF Steve Bumbry LF LJ Hoes 2B Tyler Townsend 1B Miguel Abreu RF Tyler Kolodny DH Dale Mollenhauer 3B Brian Ward C Garabez Rosa SS Ryan O'Shea P
April 7, 1994 @ Salem <i>Won 11-8</i> Kimera Bartee CF Lincoln Martin 2B Bryan Link 1B Eric Chavez 3B Billy Owens DH B.J. Waszgis C Clayton Byrne RF Roy Hodge LF Feliciano Mercedes SS	April 6, 2000 @ Wilmington <i>Lost 9-7</i> Tim Raines Jr. CF Joey Hammond 3B Richard Paz 2B Tom Hage DH Franky Figueroa 1B Larry Bigbie RF Brian Roberts SS Charles Alley C Papy Ndungidi LF	April 6, 2006 vs. Lynchburg <i>Lost 5-3</i> Paco Figueroa 2B Jarod Rine CF Josh McCurdy LF Jason Fransz DH Nolan Reimold RF Dustin Yount 1B Bryan Bass 3B Brian Bock C Travis Brown SS	April 6, 2012 vs. Salem <i>Lost 9-7</i> Trent Mummy CF Jeremy Nowak LF Ronnie Welty RF Aaron Baker 1B Kipp Schutz DH Ty Kelly 2B Matthew Sweeney 3B Joe Oliveira C Chris Tremblay SS
Opening Day record: 7-17	Bold = Played in MLB		



Keys in the Playoffs

1990 Mills Cup Championship Series Frederick Keys defeat Kinston Indians, 3 games to 2

September 3, 1990 @ Grainger Stadium (Kinston, NC)

Game 1

											R	H	E
Frederick	0	0	0	0	0	0	0	0	0	6	6	8	6
Kinston	2	0	1	1	0	0	0	0	0	0	4	11	2

WP - Ricci (1-0) LP - Morgan (0-1) SV - Stephan (1)

HR: Frederick - Kingwood (1) ATT: 1,041

September 4, 1990 @ Grainger Stadium (Kinston, NC)

Game 2

											R	H	E
Frederick	2	0	0	0	0	2	0	0	0	4	11	1	
Kinston	0	0	4	0	2	0	0	2	-	8	13	0	

WP - Leskanic (1-0) LP - Kerr (0-1) SV - Neill (1)

HR: None ATT: 1,071

September 5, 1990 @ Harry Grove Stadium (Frederick, MD)

Game 3

											R	H	E
Kinston	0	0	0	0	0	0	0	0	0	0	0	7	1
Frederick	0	0	0	0	0	0	0	0	0	1	1	4	0

WP - Stephan (1-0) LP - Morgan (0-2) SV - None

HR: None ATT: 2,436

September 6, 1990 @ Harry Grove Stadium (Frederick, MD)

Game 4

											R	H	E
Kinston	0	0	0	0	0	5	3	0	0	8	11	3	
Frederick	2	0	0	0	0	0	1	1	1	5	7	5	

WP - Pinster (1-0) LP - Oquist (0-1) SV - None

HR: Kinston - Costo (1), Sanders (1); Frederick - Kingwood (2) ATT: 2,781

September 7, 1990 @ Harry Grove Stadium (Frederick, MD)

Game 5

											R	H	E
Kinston	1	1	3	0	0	0	0	0	0	5	8	2	
Frederick	0	0	0	0	2	0	4	1	0	-	7	10	4

WP - Kerr (1-1) LP - Munoz (0-1) SV - Stephan (2)

HR: Kinston - Costo (2); Frederick - Holland (1) ATT: 4,119

*****Note:** Frederick won both halves of the Northern Division during the regular season and received a bye to the championship series vs. Kinston

GENERAL TEAM
INFO

MANAGEMENT



2012 REVIEW

CAROLINA
LEAGUE

1993 Carolina League Northern Division Playoffs Wilmington Blue Rocks defeat Frederick Keys, 2 games to 0

September 5, 1993 @ Harry Grove Stadium (Frederick, MD)

Game 1

											R	H	E
Wilmington	6	0	1	2	2	0	0	0	0	11	14	0	
Frederick	0	0	0	0	0	0	0	0	0	0	6	2	

WP - Toth (1-0) LP - Eshelman (0-1) SV - None

HR: None ATT: 3,044

September 6, 1993 @ Judy Johnson Field (Wilmington, DE)

Game 2

											R	H	E
Frederick	0	0	0	0	0	0	0	0	0	0	7	3	
Wilmington	0	0	0	1	0	2	0	0	-	3	7	0	

WP - Harrison (1-0) LP - Klingenberg (0-1) SV - None

HR: None ATT: 3,706



HISTORY



Keys in the Playoffs

1997 Carolina League Northern Division Playoffs Lynchburg Hillcats defeat Frederick Keys, 2 games to 0

September 1, 1997 @ Harry Grove Stadium (Frederick, MD)

Game 2

										R	H	E
Lynchburg	0	0	0	0	0	0	0	1	2	3	4	2
Frederick	0	0	0	0	0	0	0	1	1	2	8	1

WP - Hernandez (1-0) LP - Fussell (0-1) SV - Daniels (1)

HR: Lynchburg - Ramirez (1); Frederick - Almonte (1) ATT: 4,544

August 31, 1997 @ City Stadium (Lynchburg, VA)

Game 1

										R	H	E
Frederick	0	0	0	0	0	0	0	0	0	0	3	1
Lynchburg	0	1	1	1	0	0	0	0	0	3	8	0

WP - Arroyo (1-0) LP - Estes (0-1) SV - O'Connor (1)

HR: Lynchburg - Walker (1) ATT: 1,197

2000 Carolina League Northern Division Playoffs Lynchburg Hillcats defeat Frederick Keys, 2 games to 0

September 4, 2000 @ City Stadium (Lynchburg, VA)

Game 1

										R	H	E
Frederick	0	0	0	0	0	0	1	0	1	5	0	0
Lynchburg	0	0	0	0	0	1	1	0	2	8	0	0

WP - Wimberly (1-0) LP - Bechler (0-1) SV - Chrysler (1)

HR: None ATT: 516

September 5, 2000 @ Harry Grove Stadium (Frederick, MD)

Game 2

										R	H	E
Lynchburg	0	0	0	2	1	1	0	0	0	4	6	1
Frederick	0	0	0	1	1	0	0	0	0	2	7	0

WP - Lopez (1-0) LP - Achilles (0-1) SV - Chrysler (2)

HR: Lynchburg - Rivera (1) ATT: 2,905

2001 Carolina League Northern Division Playoffs Wilmington Blue Rocks defeat Frederick Keys, 2 games to 0

September 3, 2001 @ Frawley Stadium (Wilmington, DE)

Game 1

										R	H	E
Frederick	0	1	0	0	0	1	0	0	0	2	9	3
Wilmington	1	0	0	2	0	1	0	0	-	4	5	0

WP - Guerrero (1-0) LP - Figueroa (0-1) SV - Hill (1)

HR: Wilmington - Ross (1); Frederick - Cabrera (1) ATT: 1,806

September 5, 2001 @ Frawley Stadium (Wilmington, DE)

Game 2

										R	H	E
Frederick	0	0	0	0	0	0	0	0	0	0	4	2
Wilmington	0	0	0	0	2	2	3	6	-	13	9	0

WP - Ramirez (1-0) LP: Bedard (0-1) SV: None

HR: None ATT: 1,025



Keys in the Playoffs

2005 Carolina League Northern Division Playoffs Frederick Keys defeat Lynchburg Hillcats, 2 games to 0

September 7, 2005 @ Harry Grove Stadium (Frederick, MD)

Game 1

										R	H	E
Lynchburg	0	1	0	0	1	0	0	0	0	2	3	2
Frederick	0	0	0	0	0	1	1	0	1	3	5	1
WP - Britton (1-0) LP - Young (0-1) SV - None												
HR: None ATT: 2,079												

September 8, 2005 @ City Stadium (Lynchburg, VA)

Game 2

										R	H	E
Frederick	1	4	0	0	0	2	0	0	0	7	15	2
Lynchburg	0	0	4	0	0	1	0	0	0	5	9	1
WP - Johnson (1-0) LP - Shortslef (0-1) SV - Salas (1)												
HR: None ATT: 1,157												

GENERAL TEAM
INFO

MANAGEMENT

2005 Mills Cup Championship Series Frederick Keys defeat Kinston Indians, 3 games to 2

September 10, 2005 @ Harry Grove Stadium (Frederick, MD)

Game 1

										R	H	E
Kinston	0	0	0	1	0	0	0	0	1	2	6	2
Frederick	0	1	0	1	0	0	1	0	-	3	5	1
WP - Finch (1-0) LP - Pesco (0-1) SV - None												
HR: Kinston - Kouzmanoff (1), Wallace (1); Frederick - Florence (1) ATT: 2,079												

September 11, 2005 @ Harry Grove Stadium (Frederick, MD)

Game 2

										R	H	E
Kinston	0	0	0	0	0	0	0	0	2	2	4	2
Frederick	0	0	0	0	1	4	0	1	-	6	12	1
WP - Olson (1-0) LP - Shortslef (0-1) SV - Salas (1)												
HR: Kinston - Kouzmanoff (2); Frederick - Fiorentino (1) ATT: 1,607												

September 12, 2005 @ Grainger Stadium (Kinston, NC)

Game 3

										R	H	E
Frederick	0	0	0	0	0	0	0	0	0	0	3	0
Kinston	0	0	0	3	0	0	0	0	2	3	9	1
WP - Smith (1-0) LP - Loewen (0-1) SV - Sipp (1)												
HR: Kinston - Conroy (1) ATT: 650												

September 13, 2005 @ Grainger Stadium (Kinston, NC)

Game 4

										R	H	E
Frederick	0	0	0	0	0	1	2	0	0	3	11	0
Kinston	0	0	0	0	4	0	0	0	0	4	6	1
WP - Miller (1-0) LP - Johnson (0-1) SV - Sipp (2)												
HR: None ATT: 364												

September 15, 2005 @ Grainger Stadium (Kinston, NC)

Game 5

										R	H	E
Frederick	0	2	0	0	0	0	0	0	0	2	7	1
Kinston	0	0	0	0	0	0	0	0	0	6	6	0
WP - Finch (2-0) LP - Pesco (0-2) SV - Salas (3)												
HR: Frederick - Delgado (1) ATT: 922												



2012 REVIEW

CAROLINA
LEAGUE



HISTORY



Keys in the Playoffs

2006 Carolina League Northern Division Playoffs

Frederick Keys defeat Wilmington Blue Rocks, 2 games to 1

September 6, 2006 @ Harry Grove Stadium (Frederick, MD)

Game 1

										R	H	E
Wilmington	0	2	0	1	0	0	0	0	0	3	10	0
Frederick	0	0	0	1	0	0	0	0	0	1	3	1

WP: Buccholz (1-0) LP: Ramirez (0-1) SV: James (1)

HR: Wilmington - Bell (1) ATT: 1.667

September 7, 2006 @ Judy Johnson Field (Wilmington, DE)

Game 2

										R	H	E
Frederick	0	0	0	1	0	1	0	0	0	2	1	0
Wilmington	1	0	0	0	0	0	0	0	0	1	5	2

WP: Anderson (1-0) LP: Bowden (0-1) SV: Lewis, Jr.

HR: None ATT: 1.667

September 8, 2006 @ Judy Johnson Field (Wilmington, DE)

Game 3

										R	H	E
Frederick	0	1	2	4	0	0	0	0	2	9	15	2
Wilmington	0	0	1	0	0	0	0	0	3	4	7	4

WP: Hart (1-0) LP: Rozier (0-1) SV: None

HR: Wilmington - Chiaravallot (1) ATT: 986

2006 Mills Cup Championship Series

Kinston Indians defeat Frederick Keys, 3 games to 0

September 9, 2006 @ Grainger Stadium (Kinston, NC)

GAME 1

										R	H	E
Frederick	1	0	0	1	0	1	1	0	0	4	9	2
Kinston	1	0	0	0	0	5	2	2	-	10	7	0

WP - Roehl (1-0) LP - Bruback (0-1) SV - Newsom (1)

HR: Kinston -- Choy Foo (1) ATT: 726

September 10, 2006 @ Grainger Stadium (Kinston, NC)

Game 2

										R	H	E
Frederick	0	0	0	0	0	2	0	0	0	2	7	1
Kinston	0	0	1	2	0	0	0	0	-	3	8	0

WP - Gomez (1-0) LP - Basilio (0-1) SV - Collins (2)

HR: Kinston - Panther (1) ATT: 580

September 11, 2006 @ Harry Grove Stadium (Frederick, MD)

Game 3

										R	H	E
Kinston	0	0	0	0	0	1	0	0	0	1	2	9
Frederick	0	0	0	1	0	0	0	0	0	0	1	8

WP - Newsom (1-0) LP: Lewis (0-1) SV: Collins (3)

HR: None ATT: 913

2007 Northern Division Championship

Frederick Keys defeat Wilmington Blue Rocks, 2 games to 0

September 5, 2007 @ Frawley Stadium (Wilmington, DE)

Game 1

										R	H	E
Frederick	0	1	3	0	0	3	1	1	0	9	17	0
Wilmington	0	2	0	0	0	0	0	0	-	2	8	1

WP - Bergesen (1-0) LP - Hardy (0-1) SV - None

HR: None ATT: 1,238

September 6, 2007 @ Harry Grove Stadium (Frederick, MD)

Game 2

										R	H	E
Wilmington	0	0	0	0	0	0	0	0	1	1	1	1
Frederick	0	0	0	2	0	0	1	0	-	3	7	1

W - Spooner (1-0) L - Pimentel (0-1) S - None

HR: Wilmington - Duarte (1); Frederick - Finan (1)



Keys in the Playoffs

2007 Mills Cup Championship

Frederick Keys defeat Salem Avalanche, 3 games to 1

September 8, 2007 @ Harry Grove Stadium (Frederick, MD)

Game 1

										R	H	E
Salem	0	0	0	0	0	0	1	0	1	2	7	0
Frederick	0	0	0	3	0	0	0	0	-	3	9	1

W – Hernandez (1-0) L – Walker (0-1) S – Burch (1)

HR: Salem – Torres (2) ATT: 1,943

September 9, 2007 @ Harry Grove Stadium (Frederick, MD)

Game 2

										R	H	E
Salem	0	0	0	1	0	3	1	0	3	8	11	0
Frederick	2	0	1	1	0	0	0	0	0	4	8	2

W – Englebrook (1-0) L – Lonsberry (0-1) S – None

HR: Salem – Torres (3); Frederick – Dillon (1) ATT: 1,102

September 10, 2007 @ Salem Memorial Stadium (Salem, VA)

Game 3

										R	H	E
Frederick	1	0	1	0	1	0	2	0	1	6	11	0
Salem	0	0	0	1	1	0	0	2	0	4	15	0

W – Potter (1-0) L – Perez (1-1) S – Burch (2)

HR: None

September 11, 2007 @ Salem Memorial Stadium (Salem, VA)

Game 4

										R	H	E
Frederick	0	1	0	0	2	1	0	1	0	5	10	0
Salem	0	0	0	0	0	0	0	0	1	1	11	1

W – Spooone (2-0) L – Trinidad (0-1) S – None

HR: Frederick – Fleisher (1)

2010 Northern Division Championship Series

Potomac Nationals defeat Frederick Keys, 3 games to 1

September 8, 2010 @ Harry Grove Stadium (Frederick, MD)

Game 1

										R	H	E
Potomac	8	0	0	0	0	0	0	0	1	9	6	4
Frederick	7	1	0	0	1	0	0	0	1	10	15	1

W – Startup (1-0) L – Testa (0-1) S – None

HR: Potomac – Walton (1) Jacobsen (1), Norris, D (1); Frederick – Ward (1) ATT: 1,783

September 9, 2010 @ Harry Grove Stadium (Frederick, MD)

Game 2

										R	H	E
Potomac	0	0	0	1	3	0	1	0	0	5	12	1
Frederick	0	1	0	3	0	0	0	0	0	4	6	3

W – Wort L – Nery (0-1) S – Dials (1)

HR: Potomac – Rhinehart (1) ATT: 1,847

September 10, 2010 @ Pfitzner Stadium (Woodbridge, VA)

Game 3

										R	H	E
Frederick	0	0	0	0	0	0	0	1	0	1	4	0
Potomac	2	1	0	0	0	0	4	0	x	7	10	1

W – Barthmaier L – Clark (0-1) S – None

HR: Potomac – Rhinehart (2), Moore, T (1) ATT: 1,124

September 11, 2010 @ Pfitzner Stadium (Woodbridge, VA)

Game 4

										R	H	E
Frederick	0	0	0	1	0	2	0	0	0	3	11	0
Potomac	0	2	2	3	0	0	3	0	x	10	11	1

W – Frias (1-0) L – Noel (0-1) S – None

HR: Frederick – Wely (1) ATT: 1,289

GENERAL TEAM
INFO

MANAGEMENT



2012 REVIEW

CAROLINA
LEAGUE



HISTORY



Keys in the Playoffs

GENERAL TEAM
INFO

MANAGEMENT



2012 REVIEW

CAROLINA
LEAGUE



HISTORY

2011 Northern Division Championship Series Frederick Keys defeat Potomac Nationals, 3 games to 2

September 7, 2011 @ Harry Grove Stadium (Frederick, MD)

Game 1										R	H	E
Potomac	0	1	0	0	0	0	x	x	x	1	3	0
Frederick	0	0	0	4	0	1	x	x	x	5	7	0

W – Pettit (1-0) L – Demny (0-1) S – None

HR: Potomac – Souza (1) Frederick—Abreu (1), Ward (1) ATT: 2,832

September 9, 2011 @ Harry Grove Stadium (Frederick, MD)

Game 2										R	H	E
Potomac	2	3	0	1	0	0	1	0	1	8	10	2
Frederick	0	0	0	0	0	0	0	0	0	0	8	1

W – Holland (1-0) L – Zagone (0-1) S – None

HR: Potomac – Peacock (1), Soriano (1) Frederick—None ATT: 1,198

September 10, 2011 @ Pfitzner Stadium (Woodbridge, VA)

Game 3										R	H	E
Frederick	0	0	1	0	2	2	0	0	0	5	9	1
Potomac	0	0	0	1	0	0	0	0	0	1	3	1

W – Copeland (1-0) L – Bronson (0-1) S – None

HR: None ATT: 1,429

September 11, 2011 @ Pfitzner Stadium (Woodbridge, VA)

Game 4										R	H	E
Frederick	0	0	0	1	0	0	0	0	0	1	9	0
Potomac	0	0	0	0	0	0	0	6	x	6	7	1

W – Selik (1-0) L – Moore (0-1) S – None

HR: None ATT: 618

September 12, 2011 @ Harry Grove Stadium (Frederick, MD)

Game 5										R	H	E
Potomac	0	0	0	0	1	0	0	0	1	2	4	0
Frederick	3	0	0	0	0	0	0	0	x	3	3	1

W – Pettit (2-0) L – Demny (0-2) S – Gleason

HR: Frederick—Schoop (1), Baker (1) Potomac—Peacock (2) ATT: 1,486

2011 Mills Cup Championship Frederick Keys defeat Kinston Indians, 3 games to 1

September 13, 2011 @ Harry Grove Stadium (Frederick, MD)

Game 1										R	H	E
Kinston	0	0	1	2	0	0	0	0	0	3	8	0
Frederick	0	0	1	0	0	0	0	0	x	1	7	2

W – Cook (1-1) L – Haughian (0-1) S – Guilmet (2)

HR: Kinston—Aguilar (2) Frederick—None ATT: 952

September 14, 2011 @ Harry Grove Stadium (Frederick, MD)

Game 2										R	H	E
Kinston	0	0	0	1	0	0	1	0	0	2	6	0
Frederick	1	0	0	0	0	0	0	2	x	3	8	0

W – O'Shea (1-0) L – Landis (0-1) S – Gleason (2)

HR: Kinston—Aguilar (3) Frederick—None ATT: 812

September 15, 2011 @ Grainger Stadium (Kinston, NC)

Game 3										R	H	E
Frederick	0	0	0	0	3	0	1	1	2	7	10	1
Kinston	0	2	0	0	0	0	0	0	1	3	7	2

W – Copeland (2-0) L – Rayl (1-1) S – Gleason (3)

HR: Kinston—Aguilar (4) Frederick—None ATT: 801

September 15, 2011 @ Grainger Stadium (Kinston, NC)

Game 4										R	H	E
Frederick	0	0	11	0	0	0	0	0	0	11	9	0
Kinston	1	1	0	0	1	0	0	0	0	3	6	3

W – Tanaka (1-0) L – Jimenez (0-1) S – None

HR: Kinston—Casas (1) Frederick—Machado (1) ATT: 969



Keys Year-by-Year Standings

Year	W-L	PCT.	POS	G.B. [G.A.]	Manager
1989	73-65	.529			Jerry Narron
1st Half	34-36	.486	2nd	1.5	
2nd Half	39-29	.574	2nd	2.5	
1990	74-62	.544			Wally Moon
1st Half	39-31	.557	1st	[6.0]	
2nd Half	35-31	.522	1st	[6.5]	
1991	58-82	.414			Wally Moon
1st Half	26-44	.371	4th	12.0	
2nd Half	32-38	.457	4th	5.0	
1992	69-71	.493			Bob Miscik
1st Half	35-34	.507	2nd	4.0	
2nd Half	34-37	.479	3rd	6.5	
1993	78-62	.557			Pete Mackanin
1st Half	35-35	.500	2nd	9.5	
2nd Half	43-27	.614	1st	[6.0]	
1994	76-61	.555			Mike O'Berry
1st Half	32-36	.471	3rd	16.0	
2nd Half	44-25	.638	2nd	1.5	
1995	58-79	.423			Mike O'Berry
1st Half	27-41	.397	4th	9.0	
2nd Half	31-38	.449	3rd	17.0	
1996	67-72	.482			Tim Blackwell & Julio Garcia
1st Half	34-36	.486	2nd	6.0	
2nd Half	33-36	.478	3rd	6.5	
1997	69-71	.493			David Hilton
1st Half	45-24	.643	1st	[5.0]	
2nd Half	24-46	.343	4th	18.0	
1998	64-76	.457			Tom Shields
1st Half	35-35	.500	3rd	5.0	
2nd Half	29-41	.414	4th	17.0	
1999	67-71	.486			Andy Etchebarren
1st Half	37-33	.529	2nd	2.5	
2nd Half	30-38	.441	2nd	7.5	
2000	66-71	.481			Dave Machemer
1st Half	38-32	.543	1st	[3.0]	
2nd Half	28-39	.418	3rd	10.5	
2001	70-69	.504			Dave Cash
1st Half	36-34	.514	2nd	3.0	
2nd Half	34-35	.493	2nd	4.5	

GENERAL TEAM
INFO

MANAGEMENT



2012 REVIEW

CAROLINA
LEAGUE



HISTORY



Keys Year-by-Year Standings

GENERAL TEAM
INFO

MANAGEMENT



2012 REVIEW

CAROLINA
LEAGUE



HISTORY

Year	W-L	PCT.	POS	G.B. [G.A.]	Manager
2002	47-92	.338			Jack Voigt
1st Half	18-51	.261	4th	28.5	
2nd Half	29-41	.414	4th	13.0	
2003	60-75	.444			Tom Lawless
1st Half	26-40	.394	4th	11.5	
2nd Half	34-35	.493	3rd	7.5	
2004	52-87	.374			Tom Lawless
1st Half	20-49	.290	4th	17.0	
2nd Half	32-38	.457	2nd	12.0	
2005	79-61	.570			Bien Figueroa
1st Half	35-35	.500	2nd	5.0	
2nd Half	44-26	.629	1st	[6.0]	
2006	61-77	.430			Bien Figueroa
1st Half	26-43	.377	4th	8.5	
2nd Half	35-34	.507	1st	[1.0]	
2007	64-74	.479			Tommy Thompson
1st Half	32-37	.464	1st	[1.5]	
2nd Half	32-37	.464	3rd	13.0	
2008	63-76	.453			Richie Hebner
1st Half	34-36	.486	3rd	8.0	
2nd Half	29-40	.420	4th	7.5	
2009	64-75	.460			Richie Hebner
1st Half	31-38	.449	4th	14.0	
2nd Half	33-37	.471	3rd	13.0	
2010	72-68	.514			Orlando Gomez
1st Half	41-29	.586	1st	[9.0]	
2nd Half	31-39	.443	4th	8.5	
2011	80-59	.576			Orlando Gomez
1st Half	41-28	.594	1st	[5.0]	
2nd Half	39-31	.557	1st	[0.0]	
2012	62-77	.446			Orlando Gomez
1st Half	27-43	.386	4th	12.0	
2nd Half	35-34	.507	2nd	1.5	



Keys Attendance

HOME TOTALS

Season	Attendance	Dates	Average	League Rank
1989	165,930	61	2,720	3rd
1990	277,802	62	4,481	2nd
1991	318,354	69	4,614	1st
1992	329,592	68	4,847	1st
1993	351,146	69	5,089	1st
1994	344,563	65	5,301	1st
1995	300,968	63	4,777	3rd
1996	258,427	63	4,102	3rd
1997	274,894	67	4,103	3rd
1998	301,760	66	4,572	2nd
1999	313,603	66	4,752	1st
2000	310,753	65	4,781	2nd
2001	320,262	68	4,710	2nd
2002	305,950	68	4,499	2nd
2003	285,048	65	4,385	2nd
2004	266,637	63	4,232	2nd
2005	275,663	62	4,446	2nd
2006	280,034	64	4,376	2nd
2007	283,065	68	4,392	2nd
2008	295,656	66	4,480	2nd
2009	293,438	64	4,585	1st
2010	291,299	69	4,222	3rd
2011	296,296	67	4,422	3rd
2012	311,805	66	4,724	1st
Total	7,052,945	1,574	4,484	

GENERAL TEAM
INFO

MANAGEMENT



2012 REVIEW

CAROLINA
LEAGUE

Top 10 Home Crowds

Rank	Crowd	Date	Opponent
1.	11,006	Aug. 30, 1997	Wilmington
2.	10,932	Aug. 31, 2003	Winston-Salem
3.	10,848	Aug. 28, 1999	Kinston
4.	10,811	May 6, 2006	Wilmington
5.	10,757	Aug. 24, 2001	Winston-Salem
6.	10,724	July 3, 2001	Salem
7.	10,672	Sept. 2, 2005	Lynchburg
8.	10,572	Aug. 31, 2002	Winston-Salem
9.	10,542	April 27, 2002	Potomac
10	10,416	July 3, 1998	Kinston

Top 10 Road Crowds

Rank	Crowd	Date	Opponent
1.	10,789	July 4, 2009	@ Potomac
2.	9,794	Aug. 17, 1996	@ Durham
3.	9,097	July 4, 1997	@ Prince William
4.	8,836	April 15, 1996	@ Durham
5.	8,498	July 4, 1998	@ Prince William
6.	8,110	July 4, 2003	@ Winston-Salem
7.	7,911	July 4, 2002	@ Winston-Salem
8.	7,854	June 3, 1995	@ Durham
9.	7,844	July 6, 2001	@ Winston-Salem
10	7,537	May 16, 1998	@ Prince William



HISTORY



1989 Keys Statistics

GENERAL TEAM INFO

MANAGEMENT



2012 REVIEW

CAROLINA LEAGUE



HISTORY

BATTERS	AVG	G	AB	R	H	2B	3B	HR	RBI	SB	CS	BB	SO	OBP	SLG	OPS
Dan Simonds	.194	23	62	8	12	2	1	0	7	1	1	4	7	.242	.258	.500
David Segui	.317	83	284	43	90	19	0	10	50	2	1	41	32	.407	.489	.896
Dell Ahalt	.100	8	20	3	2	0	0	0	3	0	0	3	10	.208	.100	.308
Doug Robbins	.310	57	174	29	54	7	3	5	30	2	1	32	35	.427	.471	.898
Hector Bautista	.273	7	22	2	6	2	0	0	4	0	0	3	3	.360	.364	.724
Jack Voigt	.264	127	406	61	107	26	5	10	77	17	2	62	106	.363	.426	.789
Ken Shamburg	.254	52	201	27	51	8	0	7	40	2	0	24	34	.329	.398	.727
Larry Mims	.182	7	22	1	4	0	0	0	2	2	3	3	1	.280	.182	.462
Luis Mercedes	.309	108	401	62	124	12	5	3	36	29	11	30	62	.360	.387	.747
Luis Paulino	.248	72	226	26	56	9	2	2	25	7	2	25	45	.325	.332	.657
Mike Lehman	.241	71	220	34	53	12	2	3	21	0	0	35	35	.345	.355	.700
Oneri Fleita	.238	97	290	25	69	11	1	5	29	0	1	24	66	.298	.334	.632
Paris Hayden	.208	64	154	14	32	9	0	2	13	5	3	9	43	.265	.305	.570
Pete Rose	.179	24	67	3	12	3	0	0	7	1	1	0	15	.191	.224	.415
Ricky Gutierrez	.232	127	456	48	106	16	2	3	41	15	10	39	86	.294	.296	.590
Rodney Lofton	.243	127	473	65	115	9	2	0	29	62	21	56	72	.324	.271	.595
Roy Gilbert	.239	111	352	39	84	9	1	2	38	35	6	17	34	.281	.287	.568
Scott Meadows	.272	99	371	59	101	17	4	2	41	12	7	42	56	.345	.356	.701
Tom Harms	.227	97	295	43	67	14	2	2	28	15	4	42	79	.333	.308	.638
PITCHERS	W	L	ERA	G	GS	CG	SH	GF	SV	IP	H	R	ER	BB	SO	
Andres Constant	10	4	3.04	29	14	2	1	9	0	127	117	57	43	38	109	
Anthony Telford	2	1	4.21	9	5	0	0	2	1	25.2	25	15	12	12	19	
Arthur Rhodes	2	2	5.18	7	6	0	0	0	0	24.1	19	16	14	19	28	
Ben McDonald	0	0	2.00	2	2	0	0	0	0	9	10	2	2	0	9	
Brent Bell	2	0	7.85	16	0	0	0	6	0	39	45	36	34	26	25	
Chris Myers	8	10	3.99	22	21	4	0	1	0	140	138	65	62	53	118	
David Miller	13	4	2.88	28	21	3	0	2	0	153	141	66	49	43	96	
David Riddle	0	1	4.30	6	1	0	0	2	0	14.2	15	9	7	9	7	
Francisco De la Rosa	3	4	2.38	23	0	0	0	19	5	22.2	17	9	6	11	31	
Jaime Pena	0	0	0.00	1	0	0	0	0	0	1	0	0	0	1	0	
Mike Borgatti	7	0	0.86	23	0	0	0	21	9	41.2	34	6	4	9	24	
Mark Bowden	1	0	1.04	4	0	0	0	2	0	8.2	9	3	1	4	8	
Mike Cavers	4	8	2.41	16	16	4	0	0	0	101	92	46	27	34	65	
Mike Deutsch	4	9	4.94	25	19	2	0	1	0	129	147	87	71	50	81	
Mike Linskey	2	2	0.88	9	9	3	2	0	0	61.1	47	7	6	16	46	
Peter Palermo	0	1	0.00	3	0	0	0	2	0	4.1	5	3	0	5	5	
Robert Williams	2	3	4.84	24	0	0	0	17	2	44.2	49	25	24	22	34	
Stacey Burdick	3	3	2.45	9	3	0	0	5	2	25.2	14	10	7	22	33	
Stacy Jones	5	6	4.90	15	15	3	1	0	0	82.2	93	57	45	35	58	
Steve Mondile	2	4	3.58	38	0	0	0	24	6	78	77	41	31	34	45	
Zach Kerr	3	3	2.96	6	6	4	0	0	0	45.2	40	19	15	14	31	



1990 Keys Statistics

BATTERS	AVG	G	AB	R	H	2B	3B	HR	RBI	SB	CS	BB	SO	OBP	SLG	OPS
Brad Hildreth	.091	5	11	1	1	1	0	0	1	0	0	0	4	.091	.182	.273
Brady Anderson	.429	2	7	2	3	1	0	0	3	0	0	1	1	.500	.571	1.071
Chuck Ricci	.000	27	2	0	0	0	0	0	0	0	0	0	1	.000	.000	.000
Dan Berthel	.267	110	363	58	97	18	2	3	35	8	5	33	61	.337	.353	.690
David Riddle	.000	25	2	0	0	0	0	0	0	0	0	0	1	.000	.000	.000
Doug Reynolds	.246	55	126	14	31	5	0	3	13	0	0	18	44	.338	.357	.695
Ed Horowitz	.315	55	149	18	47	9	0	2	19	1	2	13	34	.368	.416	.784
John Fowler	.077	7	13	1	1	1	0	0	1	0	0	0	7	.200	.154	.354
Keith Kessinger	.152	64	145	18	22	4	0	0	8	0	0	20	36	.268	.179	.447
Ken Shamburg	.321	66	243	35	78	20	2	7	54	1	6	31	38	.400	.506	.906
Mel Wearing	.329	22	79	13	26	5	2	2	14	0	1	9	19	.389	.519	.908
Mike Devereaux	.500	2	8	3	4	0	0	1	3	1	0	1	2	.556	.875	1.431
Mike Lehman	.260	105	346	37	90	20	2	5	42	7	6	44	69	.347	.373	.720
Mike Richardson	.234	110	334	33	78	13	1	3	33	0	3	29	66	.294	.305	.599
Paris Hayden	.296	22	54	7	16	1	1	0	6	1	0	3	12	.333	.352	.685
Pat Hedge	.227	67	172	22	39	3	0	3	12	4	1	14	45	.293	.297	.590
Pete Rose	.232	97	323	32	75	14	2	1	41	0	3	26	33	.287	.297	.584
Ricky Gutierrez	.275	112	425	54	117	16	4	1	46	12	6	38	59	.341	.339	.680
Robert Stiegele	.217	10	23	2	5	2	0	0	0	0	0	4	3	.357	.304	.661
Rodney Lofton	.556	2	9	1	5	1	0	0	2	2	0	0	1	.556	.667	1.223
Roy Gilbert	.253	125	471	81	119	26	3	2	48	22	20	55	56	.338	.333	.671
T.R. Lewis	.325	22	80	12	26	4	3	1	11	5	0	11	11	.419	.488	.907
Tim Holland	.302	115	424	63	128	26	4	8	68	6	4	38	75	.363	.439	.802
Tom Harms	.100	3	10	0	1	0	0	0	0	0	0	2	6	.250	.100	.350
Tony Beasley	.251	124	399	57	100	14	6	1	31	10	9	30	68	.313	.323	.636
Tyrone Kingwood	.335	90	334	47	112	21	0	7	52	13	4	20	48	.373	.461	.834
PITCHERS	W	L	ERA	G	GS	CG	SH	GF	SV	IP	H	R	ER	BB	SO	
Anthony Telford	4	2	1.68	8	8	1	0	0	0	53	35	15	10	11	49	
Arthur Rhodes	4	6	2.12	13	13	4	0	0	0	80	62	25	19	21	103	
Brian Brooks	0	0	12.46	3	0	0	0	1	0	4.1	5	9	6	8	7	
Chuck Ricci	7	12	4.41	26	18	2	1	5	0	122	126	79	60	47	94	
David Riddle	2	3	2.34	25	1	0	0	15	1	50	45	19	13	26	28	
Erik Schullstrom	2	0	3.46	2	2	0	0	0	0	13	9	5	5	6	8	
Jeff Bumgarner	6	6	3.09	17	15	1	0	1	0	96	101	42	33	47	67	
Jeff Williams	2	1	4.68	16	0	0	0	13	1	25	23	17	13	17	31	
John O'Donoghue	0	1	4.50	1	1	0	0	0	0	4	5	2	2	0	3	
Mike Deutsch	4	0	4.39	23	4	1	0	5	0	67	75	39	33	32	42	
Mike Oquist	9	8	2.81	25	25	3	1	0	0	166	134	64	52	48	170	
Oswaldo Peraza	0	2	3.33	7	7	0	0	0	0	24	19	14	9	12	28	
Pat Leinen	6	6	3.00	14	14	0	0	0	0	87	81	36	29	37	45	
Richard Slomkowski	0	0	6.00	26	0	0	0	18	3	33	41	22	22	16	24	
Stacy Jones	1	2	3.37	15	0	0	0	11	2	26	31	13	10	7	24	
Steve Mondile	5	4	3.53	32	1	0	0	17	3	66	69	35	26	26	27	
Todd Stephan	8	2	1.32	42	1	0	0	33	17	82	47	17	12	32	102	
Zach Kerr	14	7	2.94	26	26	5	2	0	0	177	160	64	58	56	129	

GENERAL TEAM
INFO

MANAGEMENT



2012 REVIEW

CAROLINA
LEAGUE



HISTORY



1991 Keys Statistics

GENERAL TEAM INFO

MANAGEMENT



2012 REVIEW

CAROLINA LEAGUE



HISTORY

BATTERS	AVG	G	AB	R	H	2B	3B	HR	RBI	SB	CS	BB	SO	OBP	SLG	OPS
Billy Ripken	.250	1	4	2	1	0	0	0	1	0	0	0	1	.250	.250	.500
Brad Tyler	.257	56	187	26	48	6	0	4	26	3	2	33	33	.372	.353	.725
Brent Miller	.257	37	148	21	38	8	0	10	31	0	1	6	16	.282	.514	.796
Cesar Devarez	.251	74	235	25	59	13	2	3	29	2	2	14	28	.303	.362	.665
Damon Buford	.273	133	505	71	138	25	6	8	54	50	14	51	92	.350	.394	.744
Dan Berthel	.213	41	122	13	26	3	0	4	11	1	1	13	22	.302	.336	.638
David Riddle	.000	52	1	1	0	0	0	0	0	0	0	0	0	.000	.000	.000
Doug Flowers	.275	63	193	22	53	14	0	3	22	0	2	13	50	.322	.394	.716
Doug Reynolds	.241	27	87	10	21	6	0	3	8	0	0	12	22	.333	.414	.747
Ed Horowitz	.294	64	235	32	69	11	0	5	29	2	1	24	41	.360	.404	.764
George Baker	.204	20	49	6	10	1	0	0	2	1	0	4	5	.264	.224	.488
Jason Alstead	.260	77	177	33	46	2	1	0	12	15	5	30	39	.381	.282	.663
Jeff Williams	.000	12	1	0	0	0	0	0	0	0	0	0	1	.000	.000	.000
Jim Wawruck	.277	22	83	15	23	3	0	0	7	10	0	7	14	.341	.313	.654
Keith Kessinger	.179	26	56	5	10	3	0	0	4	2	0	8	12	.281	.232	.513
Manny Alexander	.261	134	548	81	143	17	3	3	42	47	14	44	68	.318	.319	.637
Mark Smith	.250	38	148	20	37	5	1	4	29	1	3	9	24	.296	.378	.674
Mel Wearing	.263	94	335	46	88	14	3	11	53	1	2	54	73	.373	.421	.794
Pat Hedge	.191	90	235	20	45	5	1	4	24	5	5	28	76	.279	.272	.551
Randy Berlin	.233	84	227	22	53	4	0	2	29	4	3	19	37	.290	.278	.568
Roy Gilbert	.281	38	146	18	41	10	0	0	19	13	3	9	13	.325	.349	.674
Scott Sprick	.179	34	84	4	15	6	0	0	8	0	3	6	16	.231	.250	.481
Sergio Cairo	.314	90	299	38	94	20	2	3	40	4	6	47	39	.405	.425	.830
T.R. Lewis	.208	49	159	18	33	7	2	0	7	1	1	19	25	.294	.277	.571
Tony Beasley	.248	124	387	50	96	11	10	1	34	29	8	27	75	.305	.336	.641
Troy Tallman	.049	14	41	3	2	1	0	0	2	2	0	6	22	.170	.073	.243
PITCHERS	W	L	ERA	G	GS	CG	SHO	GF	SV	IP	H	R	ER	BB	SO	
Allen Plaster	0	3	11.00	4	2	0	0	1	0	9	13	14	11	8	10	
Andres Constant	3	5	5.03	8	8	0	0	0	0	39.1	47	26	22	10	25	
Brad Pennington	1	4	3.92	36	0	0	0	27	13	43.2	32	23	19	44	58	
Chuck Ricci	12	14	3.11	30	29	2	0	0	0	173	148	91	60	84	144	
Daryl Moore	1	1	1.32	22	1	0	0	11	5	47.2	28	8	7	15	44	
David Miller	1	0	3.00	9	0	0	0	5	0	18	21	11	6	10	12	
David Paveloff	0	0	2.84	5	0	0	0	1	0	6.1	7	2	2	2	8	
David Riddle	2	4	4.21	52	1	0	0	23	5	98.1	101	53	46	44	68	
Erik Schullstrom	5	6	3.05	19	17	1	1	0	0	85.2	70	32	29	45	73	
Greg Hays	2	3	3.58	30	0	0	0	16	1	32.2	41	22	13	22	21	
Jeff Williams	1	2	2.70	12	0	0	0	11	6	16.2	17	6	5	6	20	
John O'Donoghue	7	8	2.90	22	21	2	1	1	0	133	131	55	43	50	128	
Kip Yaughn	11	8	3.94	27	27	1	0	0	0	162	168	88	71	76	155	
Mark Carper	3	8	4.31	26	9	1	0	5	0	87.2	92	59	42	51	49	
Matt Anderson	0	1	6.75	1	1	0	0	0	0	5.1	7	5	4	6	6	
Michael Hebb	0	0	2.25	3	0	0	0	2	0	8	7	2	2	8	5	
Mike Hook	0	3	5.77	37	0	0	0	19	1	53	44	41	34	54	63	
Pat Leinen	0	0	0.00	1	0	0	0	0	0	3	0	0	0	0	4	
Randy Berlin	0	0	0.00	1	0	0	0	1	0	10	1	0	0	1	0	
Robert Blumberg	7	2	2.25	13	12	0	0	0	0	76	65	26	19	52	53	
Shane Hale	0	6	3.42	16	9	0	0	3	1	71	61	45	27	34	72	
Steve Culkar	0	0	4.50	6	0	0	0	2	0	12	13	6	6	3	14	
Steve Williams	0	1	9.00	1	0	0	0	1	0	2	2	2	2	2	3	
Tony Beasley	0	0	4.50	3	0	0	0	2	0	2	2	1	1	0	1	
Zach Kerr	2	3	5.04	8	3	0	0	2	1	25	30	21	14	15	14	



1992 Keys Statistics

BATTERS	AVG	G	AB	R	H	2B	3B	HR	RBI	SB	CS	BB	SO	OBP	SLG	OPS
Basilio Ortiz	.275	54	182	26	50	11	3	0	19	7	3	18	40	.348	.368	.716
Brad Seitzer	.248	129	459	59	114	21	3	14	61	2	4	38	111	.314	.399	.713
Brad Tyler	.254	54	185	34	47	11	2	3	22	9	3	43	34	.393	.384	.777
Daniel Ramirez	.229	107	363	40	83	12	2	1	23	1	7	27	70	.301	.281	.582
Doug Flowers	.000	7	8	0	0	0	0	0	1	0	0	2	1	.200	.000	.200
Doug McConathy	.288	99	316	43	91	20	1	5	50	0	0	42	53	.378	.405	.783
Gregg Zaun	.251	108	383	54	96	18	6	6	52	3	5	42	45	.324	.376	.700
James Roso	.220	66	191	22	42	11	0	2	18	0	0	26	61	.326	.309	.635
Jason Alstead	.234	77	269	37	63	4	3	3	18	17	12	29	49	.312	.305	.617
Jim Audley	.174	50	149	15	26	4	0	1	9	3	0	20	37	.277	.221	.498
Jim Wawruck	.309	102	350	61	108	18	4	8	46	11	8	47	69	.389	.451	.840
Jose Millares	.217	129	452	48	98	21	1	10	68	8	5	25	79	.266	.334	.600
Mike Coss	.158	68	177	14	28	2	0	1	8	1	2	11	43	.216	.186	.402
Paul Carey	.301	41	136	24	41	6	0	9	26	0	1	28	22	.425	.544	.969
Stanton Cameron	.247	127	409	76	101	16	1	29	92	2	3	90	121	.392	.504	.896
Steve Godin	.216	71	236	30	51	9	0	4	24	9	2	16	41	.272	.305	.577
T.R. Lewis	.307	84	313	58	96	27	6	7	54	5	2	36	46	.376	.498	.874
PITCHERS	W	L	ERA	G	GS	CG	SH	GF	SV	IP	H	R	ER	BB	SO	
Allen Plaster	9	12	2.87	27	26	3	1	0	0	150	113	70	48	75	129	
Brad Brimhall	0	0	5.06	2	0	0	0	1	0	5.1	4	3	3	3	4	
Brad Pennington	1	0	2.00	8	0	0	0	6	2	9	5	3	2	4	16	
Brad Tippitt	6	2	4.66	27	5	0	0	8	2	83	80	50	43	35	59	
Brian Sackinsky	0	3	13.10	5	3	0	0	0	0	10.1	20	15	15	6	10	
Chuck Ricci	0	0	0.00	1	0	0	0	0	0	2.1	2	1	0	1	2	
Daniel Ramirez	0	0	0.00	2	0	0	0	2	0	2	2	5	0	1	2	
David Paveloff	2	1	2.40	51	0	0	0	37	16	82.1	62	28	22	31	54	
Jim Dedrick	8	4	3.06	38	5	1	0	19	3	108	94	41	37	42	86	
Joe Borowski	5	6	3.70	48	0	0	0	36	10	80.1	71	40	33	50	85	
John Polasek	2	3	0.81	14	0	0	0	10	2	22.1	8	4	2	8	28	
Jose Millares	0	1	27.00	1	0	0	0	1	0	1	4	3	3	1	0	
Kevin Ryan	7	12	4.72	27	25	2	0	1	0	148	175	88	78	63	103	
Matt Anderson	7	7	4.36	19	18	3	1	0	0	109	110	65	53	41	103	
Rick Krivda	5	1	2.98	9	9	1	1	0	0	57.1	51	23	19	15	64	
Robert Blumberg	0	0	4.50	1	1	0	0	0	0	4	2	2	2	6	1	
Stacy Jones	2	1	3.21	7	6	0	0	0	0	33.2	32	15	12	4	30	
Terry Farrar	11	10	3.50	28	28	5	1	0	0	182	160	88	71	65	122	
Tommy Taylor	4	8	4.18	27	14	1	1	3	0	118	116	63	55	48	84	

GENERAL TEAM
INFO

MANAGEMENT



2012 REVIEW

CAROLINA
LEAGUE



HISTORY



1993 Keys Statistics

GENERAL TEAM INFO

BATTERS	AVG	G	AB	R	H	2B	3B	HR	RBI	SB	CS	BB	SO	OBP	SLG	OPS
Alex Ochoa	.276	137	532	84	147	29	5	13	90	34	13	46	67	.341	.423	.764
B.J. Waszgis	.248	31	109	12	27	4	0	3	9	1	1	9	30	.314	.367	.681
Basilio Ortiz	.282	104	351	72	99	18	7	10	60	12	11	44	65	.372	.459	.831
Billy Owens	.350	17	60	8	21	4	0	0	8	0	0	3	8	.375	.417	.792

MANAGEMENT

Brad Seitzer	.253	130	439	44	111	24	3	10	68	3	3	58	95	.341	.390	.731
Bryan Link	.333	6	24	3	8	3	0	1	2	0	0	3	5	.407	.583	.990
Cesar Devarez	.290	38	124	15	36	8	0	2	16	1	4	12	18	.358	.403	.761
Curtis Goodwin	.276	138	565	98	156	15	10	2	42	61	15	52	90	.338	.349	.687
Daniel Ramirez	.215	41	130	11	28	4	0	0	9	3	3	7	26	.268	.246	.514
Doug McConathy	.217	100	322	25	70	13	2	7	41	1	0	30	37	.288	.335	.623



Feliciano Mercedes	.228	123	400	45	91	17	6	2	35	17	7	44	91	.303	.315	.618
Glenn Davis	.273	3	11	1	3	1	0	0	2	0	0	1	3	.333	.364	.697
Gregg Castaldo	.216	75	208	23	45	8	0	0	13	2	3	27	61	.318	.255	.573
Jason Alstead	.228	21	57	6	13	1	0	0	1	2	1	12	8	.362	.246	.608
Jose Millares	.251	85	299	38	75	11	0	9	36	4	4	23	44	.327	.378	.705
Kris Gresham	.218	66	188	22	41	13	1	4	17	1	0	13	41	.293	.362	.655

2012 REVIEW

Roy Hodge	.205	67	166	17	34	9	1	0	12	4	1	18	29	.286	.271	.557
Scott McClain	.260	133	427	65	111	22	2	9	54	10	6	70	88	.370	.384	.754
Troy Tallman	.189	55	143	16	27	7	0	3	12	3	0	19	48	.289	.301	.590

CAROLINA LEAGUE

PITCHERS	W	L	ERA	G	GS	CG	SH	GF	SV	IP	H	R	ER	BB	SO
Al Benavides	1	2	5.17	25	0	0	0	9	0	38.1	42	27	22	21	31
Armando Benitez	3	0	0.66	12	0	0	0	10	4	13.2	7	1	1	4	29
Brian Dubois	6	2	1.55	10	8	1	1	0	0	58	50	19	10	13	55
Brian Sackinsky	6	8	3.20	18	18	1	0	0	0	121	117	55	43	37	112
Chris Lemp	4	1	3.56	52	0	0	0	33	8	60.2	51	32	24	35	51
David Paveloff	2	1	0.73	24	0	0	0	22	15	24.2	16	4	2	8	28
Gregg Castaldo	0	1	3.37	2	0	0	0	1	0	2.2	2	1	1	0	2



Jimmy Haynes	12	8	3.03	27	27	2	1	0	0	172	139	73	58	61	174
Joe Borowski	1	1	3.61	42	2	0	0	27	11	62.1	61	30	25	37	70
John Polasek	3	4	3.36	55	0	0	0	14	5	59	39	24	22	31	56
Kevin Ryan	0	3	2.43	15	2	0	0	4	1	33.1	28	11	9	9	23
Kris Gresham	0	0	9.00	1	0	0	0	1	0	1	2	1	1	1	0
Lee Cusey	1	1	3.58	16	1	0	0	3	1	27.2	27	13	11	9	16
Mark Smith	5	6	3.84	31	6	0	0	6	0	82	87	48	35	21	64
Rick Forney	14	8	2.78	27	27	2	0	0	0	165	156	64	51	64	175
Scott Klingenberg	13	4	2.98	23	23	0	0	0	0	139	151	62	46	35	146
Stacy Jones	0	2	9.95	4	2	0	0	0	0	12.2	24	17	14	1	7
Troy Tallman	0	0	0.00	2	0	0	0	2	0	1.1	0	0	0	2	0
Vaughn Eshelman	7	10	3.89	24	24	2	1	0	0	143	128	70	62	59	122

HISTORY



1994 Keys Statistics

BATTERS	AVG	G	AB	R	H	2B	3B	HR	RBI	SB	CS	BB	SO	OBP	SLG	OPS
B.J. Waszgis	.282	122	426	76	120	16	3	21	100	6	1	65	94	.380	.481	.861
Billy Owens	.228	86	324	50	74	16	0	13	52	1	1	44	73	.322	.398	.720
Bryan Link	.242	120	429	67	104	19	3	7	51	10	6	44	66	.313	.350	.663
Clayton Byrne	.286	77	290	48	83	20	2	8	39	14	6	19	45	.333	.452	.785
Eric Chavez	.265	124	388	75	103	26	3	23	82	3	2	65	100	.369	.526	.895
Feliciano Mercedes	.237	43	139	17	33	3	2	0	19	4	4	10	34	.283	.288	.571
Gregg Castaldo	.263	83	232	39	61	5	6	8	32	2	0	27	51	.353	.440	.793
Harry Berrios	.348	86	325	70	113	13	0	13	71	42	14	32	47	.432	.508	.940
Howie Clark	.143	2	7	1	1	1	0	0	0	0	0	0	2	.143	.286	.429
Jeff Michael	.283	80	258	28	73	12	1	1	24	7	7	12	33	.317	.349	.666
Keith Eaddy	.151	43	106	13	16	3	0	2	12	1	0	19	47	.283	.236	.519
Kimera Bartee	.292	130	514	97	150	22	4	10	57	44	9	56	117	.366	.409	.775
Lincoln Martin	.243	102	341	64	83	15	6	2	37	15	5	52	62	.352	.340	.692
Marco Manrique	.243	64	206	22	50	10	1	4	28	0	2	10	26	.279	.359	.638
Matthew Riemer	.256	22	43	5	11	3	0	0	8	2	1	1	15	.347	.326	.673
Myles Barnden	.086	16	35	0	3	0	0	0	3	0	0	4	11	.220	.086	.306
Paul Carey	.370	16	54	16	20	1	1	6	12	0	1	11	7	.493	.759	1.252
Roy Hodge	.289	127	450	70	130	27	4	9	64	8	6	57	73	.370	.427	.797
PITCHERS	W	L	ERA	G	GS	CG	SH	GF	SV	IP	H	R	ER	BB	SO	
Aaron Lane	1	1	3.68	5	0	0	0	5	2	7.1	10	3	3	3	6	
Arthur Rhodes	0	0	0.00	1	1	0	0	0	0	5	3	0	0	0	7	
Calvin Maduro	9	8	4.25	27	26	0	0	1	0	152	132	86	72	59	137	
Charles Devereux	3	5	3.65	41	0	0	0	11	2	69	55	26	28	20	77	
Chris Lemp	5	5	2.71	52	0	0	0	47	21	66.1	53	28	20	29	60	
Garrett Stephenson	7	5	4.02	18	17	1	0	0	0	107	91	62	48	36	133	
Gregg Castaldo	0	0	9.00	2	0	0	0	2	0	2	2	2	2	2	1	
Jay Powell	7	7	4.96	26	20	0	0	2	1	123	132	79	68	54	87	
Jimmy Walker	5	5	4.35	26	17	0	0	1	0	113	121	60	55	40	81	
Jonathan Jenkins	0	0	5.40	3	0	0	0	0	0	5	4	3	3	5	5	
Larry Shenk	8	3	4.75	49	0	0	0	22	2	66.1	62	42	35	32	76	
Matt Anderson	3	4	6.09	9	9	0	0	0	0	44.1	47	38	30	27	41	
Matt Jarvis	10	4	4.17	31	14	0	0	3	1	103	92	58	48	48	67	
Scott Conner	2	1	3.56	53	0	0	0	22	8	73.1	65	34	29	49	61	
Scott Emerson	8	8	4.23	28	22	2	0	0	0	129	141	78	61	62	87	
Shane Hale	4	3	4.94	11	11	0	0	0	0	62	68	38	34	30	49	
Thomas Myers	0	1	6.59	12	0	0	0	2	0	13.2	11	10	10	17	13	
Tommy Taylor	4	1	4.36	32	0	0	0	16	2	43.1	54	29	21	18	48	

GENERAL TEAM
INFO

MANAGEMENT



2012 REVIEW

CAROLINA
LEAGUE



HISTORY



1995 Keys Statistics

GENERAL TEAM INFO

BATTERS	AVG	G	AB	R	H	2B	3B	HR	RBI	SB	CS	BB	SO	OBP	SLG	OPS
Andy Van Slyke	.000	1	2	1	0	0	0	0	0	1	0	2	1	.600	.000	.600
Angel Pagan	.194	31	72	8	14	3	1	1	6	0	1	5	19	.247	.306	.553
Brandon Bridgers	.161	10	31	3	5	3	0	0	5	1	1	11	5	.372	.258	.630
Chris Kirgan	.201	124	378	25	76	18	2	11	47	3	2	25	107	.254	.347	.601
Chris Sauritch	.067	9	15	2	1	0	0	0	1	2	1	5	6	.391	.067	.458
Clayton Byrne	.228	35	136	16	31	7	0	3	13	3	4	5	29	.255	.346	.601
Danny Clyburn	.200	15	45	4	9	4	0	0	4	1	1	4	18	.294	.289	.583
David Dellucci	.281	28	96	16	27	3	0	1	10	1	2	12	10	.378	.344	.722

MANAGEMENT

David Lamb	.222	124	436	39	97	14	2	2	34	6	7	38	81	.297	.278	.575
Harry Berrios	.208	71	240	33	50	5	2	10	28	10	6	32	66	.309	.371	.680
Hector Castaneda	.213	17	47	6	10	1	1	0	4	0	0	6	9	.296	.277	.573
Jairo Cabrera	.183	25	60	7	11	1	0	0	1	0	1	7	13	.279	.200	.479
Jason Lecronier	.282	40	131	17	37	8	1	6	19	1	0	12	40	.343	.496	.839
Jeff Manto	.375	2	8	1	3	0	0	1	3	0	0	0	1	.375	.750	1.125
Jeff Michael	.246	66	203	19	50	12	0	0	17	3	4	24	46	.325	.305	.630
Jesse Garcia	.225	124	365	52	82	11	3	3	27	5	10	49	75	.329	.296	.625
Jim Foster	.261	128	429	44	112	27	3	6	56	2	3	51	63	.347	.380	.727
Lanier Hunter	.143	7	14	1	2	1	0	0	0	0	0	1	7	.200	.214	.414



2012 REVIEW

Matthew Riemer	.182	27	77	6	14	2	0	1	10	0	1	4	22	.222	.247	.469
Mike Gargiulo	.273	8	11	1	3	0	0	0	0	0	0	0	4	.333	.273	.606
Michael Quillin	.122	16	41	4	5	0	0	0	3	0	1	4	15	.200	.122	.322
Rick Short	.077	5	13	1	1	0	0	0	2	1	0	1	2	.143	.077	.220
Rolo Avila	.263	52	175	26	46	8	1	1	13	15	5	14	27	.328	.337	.665
Roy Hodge	.256	48	172	19	44	12	1	1	17	4	3	16	31	.319	.355	.674
Ryan Hendricks	.133	5	15	1	2	1	0	1	3	0	0	2	6	.235	.400	.635
Sean Hugo	.281	29	89	13	25	4	0	4	13	0	0	21	24	.411	.461	.872
Todd Brown	.237	32	59	6	14	4	0	0	2	6	2	5	21	.308	.305	.613
Tommy Davis	.268	130	496	62	133	26	3	15	57	7	1	41	105	.327	.423	.750
Trovin Valdez	.245	112	375	51	92	12	4	0	13	34	21	18	77	.288	.299	.587
Wes Hawkins	.211	78	199	13	42	10	2	0	16	4	1	11	49	.265	.281	.546

CAROLINA LEAGUE

PITCHERS	W	L	ERA	G	GS	CG	SH	GF	SV	IP	H	R	ER	BB	SO
Bo Magee	2	1	4.05	5	5	0	0	0	0	26.2	28	15	12	5	28
Brad Crills	2	5	3.06	9	9	3	1	0	0	61.2	63	26	21	12	33
Brian Brewer	2	4	2.53	14	8	0	0	3	1	67.2	49	22	19	19	48
Calvin Maduro	8	5	2.94	20	20	2	2	0	0	122	109	43	40	34	120
Carlos Chavez	5	5	2.55	43	1	0	0	16	6	81.1	62	38	23	40	107
Chris Lemp	2	3	2.38	41	0	0	0	36	19	45.1	44	16	12	17	50
Chris Sauritch	0	0	9.00	1	0	0	0	1	0	1	1	1	1	0	1
Dalton Maine	1	1	3.68	19	0	0	0	10	0	22	20	10	9	11	21
Francisco Hernandez	0	1	6.00	3	0	0	0	3	1	3	3	2	2	3	3
Gary White	1	0	3.00	1	1	0	0	0	0	6	3	2	2	2	4
Hut Smith	3	2	6.47	20	2	0	0	7	2	32	39	23	23	31	28
Jason Rogers	1	3	4.32	15	14	1	0	0	0	66.2	64	38	32	45	39
Jeff Faino	0	0	4.76	4	0	0	0	2	0	5.2	7	5	3	2	8
Jeff Huber	2	0	5.21	21	0	0	0	4	0	19	29	16	11	5	11
Jeff Mansur	0	0	4.70	12	0	0	0	6	0	15.1	20	8	8	5	12
Jimmy Walker	2	2	3.48	9	0	0	0	1	0	20.2	15	12	8	9	19
Joe Rhodes	0	1	4.50	2	1	0	0	1	0	6	8	3	3	2	2
Joey Dawley	1	2	6.34	24	0	0	0	8	1	32.2	41	28	23	22	29
John Lombardi	0	4	7.16	6	3	0	0	0	0	16.1	22	13	13	6	13
Matt Marengi	4	13	5.08	30	16	0	0	8	2	113	108	73	64	41	85
Matthew Riemer	0	0	0.00	1	0	0	0	1	0	1	1	0	0	0	0
Rachad Stewart	8	8	3.64	26	26	1	1	0	0	150	126	71	61	66	140
Rob Mayse	1	0	3.72	6	0	0	0	1	0	9.2	9	5	4	8	7
Rocky Coppinger	7	1	1.57	11	11	2	1	0	0	68.2	46	16	12	24	91
Ron Kitchen	2	2	7.23	30	0	0	0	11	0	37.1	55	35	30	10	10
Shane Hale	0	2	10.93	6	2	0	0	0	0	14	21	18	17	6	6
Tim Daigle	0	2	8.53	6	0	0	0	0	0	6.1	9	12	6	5	9
Toby Lehman	0	5	4.58	19	10	1	0	2	0	55	44	30	28	27	48
Todd Dyess	0	2	6.59	3	3	0	0	0	0	13.2	17	10	10	5	8
Todd LaRocca	3	1	1.76	5	5	0	0	0	0	30.2	22	7	6	16	24
Tony Nieto	1	4	3.92	21	0	0	0	6	0	39	38	19	17	9	14

HISTORY



1996 Keys Statistics

BATTERS	AVG	G	AB	R	H	2B	3B	HR	RBI	SB	CS	BB	SO	OBP	SLG	OPS
Adam McCollough	.000	4	10	0	0	0	0	0	0	0	0	0	4	.000	.000	.000
Andy Utting	.333	1	3	0	1	0	0	0	1	0	0	0	1	.333	.333	.666
Bob O'Toole	.143	3	7	0	1	0	0	0	0	0	0	0	2	.143	.143	.286
Carlos Akins	.290	42	145	36	42	7	1	5	14	9	5	34	31	.429	.455	.884
Chip Lawrence	.235	43	132	9	31	1	1	0	14	6	3	8	13	.284	.258	.542
Chris Bryant	.000	3	8	0	0	0	0	0	0	0	0	0	4	.111	.000	.111
Craig Daedelow	.208	26	72	13	15	4	0	0	8	2	0	6	9	.278	.264	.542
David Dellucci	.324	59	185	33	60	11	1	4	28	5	6	38	34	.438	.459	.897
Denio Gabriel	.180	40	133	12	24	1	1	0	5	6	9	11	29	.247	.203	.450
Eddy Martinez	.221	74	244	21	54	4	0	2	25	13	8	21	48	.287	.262	.549
Eric Chavez	.279	122	416	60	116	29	1	18	64	5	3	72	101	.385	.483	.868
Gene Kingsale	.271	49	166	26	45	6	4	0	9	23	4	19	32	.363	.355	.718
Harry Berrios	.230	43	161	25	37	9	1	4	20	8	3	12	21	.292	.373	.665
Jason Lecronier	.228	29	92	13	21	3	0	4	12	0	0	10	29	.311	.391	.702
Jeff Huson	.438	4	16	4	7	2	0	1	1	0	0	2	0	.500	.750	1.250
Jim Foster	.252	82	278	35	70	20	2	7	42	6	3	39	32	.349	.414	.763
Johnny Isom	.290	124	486	69	141	27	3	18	104	8	6	40	87	.349	.469	.818
Lincoln Martin	.266	114	421	77	112	17	7	2	31	22	7	50	66	.353	.354	.707
Maleke Fowler	.182	5	11	3	2	0	0	0	1	1	1	3	2	.357	.182	.539
Mark Smith	.000	1	1	0	0	0	0	0	0	0	0	0	0	.000	.000	.000
Matt Raleigh	.228	21	57	8	13	0	1	1	8	3	0	12	22	.370	.316	.686
Mike Berry	.125	3	8	2	1	0	0	1	1	0	0	4	2	.417	.500	.917
Mike Gargiulo	.199	51	161	14	32	9	0	2	16	2	1	15	35	.282	.292	.574
Mike Wolff	.253	105	352	44	89	21	0	7	50	6	3	16	32	.285	.372	.657
Rick Short	.312	126	474	68	148	33	0	3	54	12	7	29	44	.355	.401	.756
Roy Hodge	.000	4	12	2	0	0	0	0	0	1	0	3	5	.250	.000	.250
Tom D'aquila	.146	45	130	21	19	3	0	1	11	9	4	25	55	.294	.192	.486
Tom Russin	.200	19	65	2	13	4	0	0	6	2	2	1	16	.212	.262	.474
Tony Tarasco	.229	9	35	6	8	3	0	1	5	0	1	4	4	.325	.400	.725
Wady Almonte	.286	85	287	45	82	12	2	12	44	1	5	21	59	.346	.467	.813
PITCHERS	W	L	ERA	G	GS	CG	SH	GF	SV	IP	H	R	ER	BB	SO	
Alex Pena	0	1	13.50	2	0	0	0	1	0	2	3	3	3	1	1	
Alvie Shepherd	6	5	5.59	41	6	0	0	0	19	10	96.2	112	67	60	47	
Chad Paronto	0	1	4.80	8	1	0	0	2	0	15	11	9	8	8	6	
Chris Fussell	5	2	2.81	15	14	1	1	0	0	86.1	71	36	27	44	94	
David Bigham	4	6	5.64	29	9	0	0	7	2	68.2	82	52	43	14	56	
Derek Brown	0	1	9.00	1	1	0	0	0	0	4	6	4	4	3	0	
Francisco Hernandez	4	3	4.57	37	0	0	0	30	12	45.1	44	26	23	21	39	
Francisco Saneaux	0	0	37.12	2	1	0	0	0	0	2.2	9	11	11	6	3	
Jason Rogers	7	8	5.48	31	18	1	0	1	0	115	136	87	70	62	87	
John Weglarz	0	0	7.71	2	0	0	0	1	0	2.1	3	2	2	1	2	
Julio Moreno	9	10	3.50	28	26	0	0	1	0	162	167	80	63	38	147	
Michael Trimarco	5	3	4.94	43	0	0	0	21	3	78.1	96	52	43	23	47	
Nerio Rodriguez	8	7	2.26	24	17	1	0	7	2	111	83	42	28	40	114	
Radhames Dykhoff	2	6	5.66	33	0	0	0	15	3	62	77	45	39	22	75	
Robert Morseman	3	0	6.10	29	0	0	0	18	3	48.2	66	36	33	31	50	
Rocco Cafaro	1	3	4.50	8	0	0	0	7	2	20	19	10	10	6	16	
Scott Conner	1	2	3.65	12	10	0	0	0	0	61.2	52	29	25	27	47	
Sidney Ponson	7	6	3.45	18	16	3	0	2	0	107	98	56	41	28	110	
Todd Dyess	4	7	5.25	20	17	0	0	1	0	96	99	63	56	39	90	
Tom Wegmann	1	1	1.80	3	3	0	0	0	0	15	13	9	3	5	16	

GENERAL TEAM
INFO

MANAGEMENT



2012 REVIEW

CAROLINA
LEAGUE



HISTORY



1997 Keys Statistics

GENERAL TEAM INFO

MANAGEMENT



2012 REVIEW

CAROLINA LEAGUE



HISTORY

BATTERS	AVG	G	AB	R	H	2B	3B	HR	RBI	SB	CS	BB	SO	OBP	SLG	OPS
Augie Ojeda	.344	34	128	25	44	11	1	1	20	2	5	18	18	.429	.469	.898
Bartt Carney	.000	4	6	2	0	0	0	0	0	0	0	2	0	.250	.000	.250
Bob O'Toole	.276	12	29	5	8	2	0	1	4	0	0	7	4	.417	.448	.865
Carlos Akins	.212	110	335	53	71	16	0	2	30	14	4	54	79	.331	.278	.609
Chip Lawrence	.268	57	164	18	44	5	0	2	14	2	4	13	19	.333	.335	.668
Chris Bryant	.274	91	317	53	87	17	1	7	36	6	3	47	65	.374	.401	.775
Chris Paxton	.267	4	15	1	4	0	0	1	1	0	0	0	5	.267	.467	.734
David Lamb	.261	70	249	30	65	21	1	2	39	3	1	25	32	.339	.378	.717
Eddy Martinez	.241	54	174	14	42	6	0	1	14	6	7	19	43	.320	.293	.613
Eric Chavez	.188	82	272	29	51	16	0	11	34	1	3	22	69	.255	.368	.623
Jason Lecronier	.273	117	421	68	115	25	2	19	59	6	0	31	112	.325	.477	.802
Jerome Walton	.211	7	19	1	4	0	0	1	2	1	1	5	0	.375	.368	.743
Jilberto Bello	.286	2	7	0	2	1	0	0	1	0	0	1	2	.375	.429	.804
Jim Foster	.350	61	200	48	70	12	1	16	65	8	0	45	28	.478	.660	1.138
Kris Gresham	.237	43	131	17	31	7	0	3	19	3	2	15	30	.342	.359	.701
Leroy McKinnis	.288	88	319	36	92	24	1	4	39	3	3	20	62	.340	.408	.748
Lincoln Martin	.194	79	253	42	49	6	5	2	23	11	2	33	52	.287	.281	.568
Maikell Diaz	.000	7	15	2	0	0	0	0	0	0	1	3	3	.167	.000	.167
Mike Lanza	.224	23	67	4	15	4	0	0	5	1	2	3	13	.264	.284	.548
Mike Wolff	.252	112	321	50	81	12	0	8	34	4	4	45	47	.353	.364	.717
Rick Short	.319	126	480	73	153	29	1	10	72	10	7	38	44	.382	.446	.828
Robert Morseman	.000	39	1	0	0	0	0	0	0	0	0	0	1	.000	.000	.000
Roberto Rivera	.226	16	53	8	12	1	0	1	8	1	1	3	16	.281	.302	.583
Ryan Hendricks	.194	77	222	21	43	9	0	6	25	1	4	30	71	.292	.315	.607
Ryan Luzinski	.667	1	3	1	2	0	0	0	0	0	0	1	0	.750	.667	1.417
Tony Kurtz	.218	81	262	35	57	11	4	3	17	7	2	38	90	.318	.324	.642
Wady Almonte	.257	57	202	34	52	13	2	10	36	4	1	16	59	.320	.490	.810
PITCHERS	W	L	ERA	G	GS	CG	SH	GF	SV	IP	H	R	ER	BB	SO	
Andy Markham	4	0	3.03	20	0	0	0	9	1	29.2	31	13	10	12	22	
Billy Percibal	1	3	5.74	7	6	0	0	0	0	26.2	28	18	17	18	28	
Chris Fussell	3	3	3.96	9	9	1	1	0	0	50	42	23	22	31	54	
Dan Reed	10	10	4.21	28	27	2	0	0	0	173	189	104	81	75	108	
Eric Chavez	0	1	27.00	1	0	0	0	1	0	1	2	3	3	1	1	
Eric Estes	9	8	3.47	26	25	1	0	1	0	148	142	70	57	30	124	
Francisco Hernandez	4	4	2.31	49	0	0	0	46	24	58.1	51	23	15	21	51	
Francisco Saneaux	2	6	4.50	32	5	0	0	10	0	74	56	48	37	84	89	
Hut Smith	4	1	3.87	16	11	0	0	1	1	79	63	42	34	27	77	
Jason Rogers	5	3	5.73	36	5	0	0	8	0	70.2	68	46	45	48	57	
Joe Rhodes	7	11	5.45	28	22	0	0	2	0	117	130	86	71	61	75	
John Parrish	1	3	6.04	5	5	0	0	0	0	22.1	23	18	15	16	17	
Josh Towers	6	2	4.86	25	3	0	0	8	1	53.2	74	36	29	18	64	
Kris Gresham	0	0	108.00	1	0	0	0	0	0	0.2	9	8	8	0	2	
Luis Marache	0	2	10.13	2	2	0	0	0	0	8	12	14	9	7	6	
Mark Seaver	3	2	3.05	11	10	0	0	0	0	62	57	29	21	17	68	
Mike Wolff	0	0	0.00	1	0	0	0	1	0	0.1	0	0	0	0	0	
Patrick McClinton	0	1	27.00	1	0	0	0	1	0	0.1	1	1	1	2	0	
Radhames Dykhoff	3	3	2.42	31	0	0	0	18	5	67	48	19	18	38	98	
Robert Morseman	0	5	4.81	38	0	0	0	23	2	63.2	61	37	34	46	61	
Tim Olszewski	3	1	5.43	34	0	0	0	7	1	64.2	75	48	39	29	41	
Todd Dyess	4	2	3.28	10	10	0	0	0	0	46.2	32	19	17	23	50	
Todd Freedberg	0	0	3.00	1	0	0	0	0	0	3	1	1	1	1	3	



1998 Keys Statistics

BATTERS	AVG	G	AB	R	H	2B	3B	HR	RBI	SB	CS	BB	SO	OBP	SLG	OPS
Andy Utting	.108	15	37	2	4	0	0	0	1	0	0	4	6	.195	.108	.303
Ashanti Davison	.167	9	18	4	3	1	0	0	3	0	0	1	4	.286	.222	.508
Bob O'Toole	.138	14	29	1	4	0	0	0	0	0	0	2	12	.194	.138	.332
Brock Rumfield	.000	5	12	0	0	0	0	0	0	0	0	0	4	.000	.000	.000
Carlos Casimiro	.236	131	478	44	113	23	9	15	61	10	7	25	98	.273	.416	.689
Chip Alley	.262	112	340	42	89	23	1	9	47	0	2	60	60	.378	.415	.793
Chip Lawrence	.221	48	104	9	23	1	0	0	6	0	2	4	24	.250	.231	.481
Chris Bryant	.259	135	483	66	125	22	0	13	81	11	3	52	127	.336	.385	.721
Craig Daedelow	.270	40	122	12	33	4	0	1	15	2	0	15	18	.355	.328	.683
Darnell McDonald	.222	4	18	3	4	2	0	1	2	2	0	3	6	.333	.500	.833
Darrell Dent	.246	131	456	65	112	19	1	0	24	33	16	43	95	.314	.292	.606
Decomba Conner	.298	32	121	16	36	7	2	2	11	10	5	10	21	.361	.438	.799
Eddy Garabito	.211	4	19	4	4	1	1	0	2	0	1	1	5	.250	.368	.618
Franky Figueroa	.158	4	19	2	3	1	0	1	3	0	0	0	4	.200	.368	.568
Ivanon Coffie	.256	130	473	62	121	19	2	16	75	17	12	48	109	.323	.406	.729
Jason Benham	.250	4	16	2	4	0	0	0	2	1	0	1	3	.294	.250	.544
Jason Lecronier	.208	54	154	12	32	4	1	4	14	0	1	8	52	.248	.325	.573
Jerry Hairston	.283	80	293	56	83	22	3	5	33	13	7	28	32	.366	.430	.796
Joey Hammond	.300	3	10	3	3	1	0	0	2	1	0	3	2	.462	.400	.862
Maikell Diaz	.213	13	47	3	10	0	0	0	4	1	1	1	10	.229	.213	.442
Maleke Fowler	.186	84	210	25	39	5	1	0	8	25	6	20	40	.260	.219	.479
Miguel Mejia	.196	49	138	15	27	4	0	1	8	7	3	9	43	.248	.246	.494
Mike Wade	.133	14	30	1	4	0	0	1	2	0	0	0	10	.133	.233	.366
Ntema Ndungidi	.000	1	2	0	0	0	0	0	0	0	0	0	1	.000	.000	.000
Rich Paz	.245	40	143	31	35	10	0	3	8	6	3	21	22	.357	.378	.735
Rick Short	.308	59	221	36	68	14	0	6	28	3	2	18	29	.376	.452	.828
Roberto Rivera	.333	3	6	1	2	0	0	1	1	0	0	1	1	.429	.833	1.262
Tim DeCinces	.267	110	374	50	100	25	0	16	64	3	4	59	90	.371	.463	.834
Tim Garland	.263	11	38	4	10	1	0	0	5	6	1	3	5	.341	.289	.630
Tom Hage	.288	45	163	15	47	12	0	2	27	0	0	12	27	.339	.399	.738
PITCHERS	W	L	ERA	G	GS	CG	SH	GF	SV	IP	H	R	ER	BB	SO	
Aaron Lane	1	1	2.70	5	1	0	0	3	1	13.1	9	5	4	7	6	
Abraham Hacen	7	10	4.46	30	26	0	0	4	0	145	138	83	72	74	93	
Americo Peguero	0	1	6.43	5	4	0	0	1	0	14	10	11	10	11	15	
Brian Falkenborg	5	5	4.50	15	14	1	1	0	0	78	83	42	39	18	70	
Cameron Forbes	2	3	3.22	14	3	0	0	2	0	36.1	38	20	13	21	16	
Chad Paronto	7	6	3.13	18	18	0	0	0	0	103	116	44	36	39	87	
Chip Lawrence	0	0	0.00	1	0	0	0	1	0	1	0	0	0	1	0	
Chris Lee	0	0	4.50	2	0	0	0	1	0	4	3	2	2	2	4	
Craig Daedelow	0	0	0.00	1	0	0	0	1	0	0.1	0	0	0	0	0	
Dave Mastrodonardo	1	6	5.01	48	0	0	0	37	15	55.2	59	34	31	29	69	
Earl Steinmetz	1	1	3.13	13	0	0	0	5	0	23	23	13	8	6	20	
Francisco Hernandez	0	1	5.79	5	0	0	0	4	1	4.2	4	3	3	3	3	
Jason Lecronier	0	0	0.00	1	0	0	0	1	0	0.2	0	0	0	1	1	
Jason Rogers	0	3	3.98	17	0	0	0	3	0	20.1	19	12	9	7	19	
Jimmy Key	1	0	3.00	1	1	0	0	0	0	6	4	2	2	2	6	
John Parrish	4	4	3.27	16	16	1	0	0	0	82.2	77	39	30	27	81	
Josh McNatt	11	8	3.15	27	26	3	1	0	0	157	141	78	55	70	118	
Josh Towers	8	7	3.34	25	20	3	0	3	1	145	137	58	54	9	122	
Jordan Romero	2	5	3.04	15	8	0	0	4	0	50.1	45	19	17	21	58	
Kasey Richardson	1	0	5.30	22	0	0	0	8	1	37.1	44	29	22	14	38	
Ken Sims	0	0	1.35	3	0	0	0	2	1	6.2	6	2	1	0	8	
Maximo Heredia	1	3	4.92	29	3	0	0	8	3	64	71	44	35	19	36	
Mike Bell	7	4	2.69	38	0	0	0	20	7	60.1	53	22	18	13	38	
Rafael Tapia	0	0	0.00	1	0	0	0	0	0	1	1	0	0	0	1	
Ryan Kohlmeier	1	2	7.45	9	0	0	0	9	5	9.2	10	9	8	3	15	
Scott Eibey	1	2	3.86	21	0	0	0	5	1	35	47	17	15	8	20	
Tim Olszewski	3	4	4.70	34	0	0	0	10	1	61.1	83	46	32	14	37	

GENERAL TEAM
INFO

MANAGEMENT



2012 REVIEW

CAROLINA
LEAGUE



HISTORY



1999 Keys Statistics

GENERAL TEAM INFO

BATTERS	AVG	G	AB	R	H	2B	3B	HR	RBI	SB	CS	BB	SO	OBP	SLG	OPS
Alfredo Leon	.214	6	14	3	3	0	0	0	1	1	0	1	3	.267	.214	.481
Brian Hughes	.246	90	272	38	67	14	3	2	26	5	4	45	67	.356	.342	.698
Brian Rust	.148	9	27	7	4	1	0	0	1	0	0	5	7	.324	.185	.509
Chip Alley	.227	41	132	21	30	6	0	1	12	0	1	23	27	.346	.295	.641
Chris Paxton	.249	58	169	26	42	8	0	6	28	0	0	34	54	.388	.402	.790
Craig Daedelow	.100	16	50	6	5	1	0	0	2	0	0	4	7	.167	.120	.287
Darnell McDonald	.266	130	507	81	135	23	5	6	73	26	9	61	92	.347	.367	.714
Delino DeShields	.125	2	8	1	1	0	0	1	2	0	0	0	1	.125	.500	.625
Eddy Garabito	.256	132	539	76	138	24	4	6	77	38	18	52	68	.321	.349	.670
Eddy Martinez	.291	127	416	68	121	21	1	2	55	8	4	52	99	.383	.361	.744
Franky Figueroa	.250	132	527	59	132	20	3	17	78	2	3	32	138	.299	.397	.696
Ivanon Coffie	.283	73	276	35	78	18	4	11	53	7	4	28	62	.354	.496	.850
Jaime Escalante	.333	5	3	0	1	1	0	0	1	0	0	0	1	.333	.667	1.000
Jason Benham	.148	16	27	3	4	0	0	0	2	0	0	2	2	.200	.148	.348
Jayson Werth	.305	66	236	41	72	10	1	3	30	16	3	37	37	.403	.394	.797
Joey Hammond	.290	79	245	41	71	14	1	3	37	3	3	57	66	.421	.392	.813
Luis Matos	.297	68	273	40	81	15	1	7	41	27	6	20	35	.343	.436	.779
Mike Lopez-Cao	.239	29	88	12	21	4	0	2	11	1	0	9	16	.306	.352	.658
Ntoma Ndungidi	.266	60	192	40	51	10	3	0	18	4	2	39	43	.396	.349	.745
Patrick Evans	.333	1	3	2	1	1	0	0	1	0		1	0	.500	.667	1.167
Rich Paz	.252	54	163	27	41	9	0	0	18	15	6	47	27	.415	.307	.722
Roberto Rivera	.274	118	460	70	126	21	4	12	53	18	9	39	89	.333	.415	.748
Steven Salargo	.100	3	10	0	1	0	0	0	0	0	0	0	5	.100	.100	.200
Tom McGee	.200	7	30	2	6	1	0	0	3	0	0	1	6	.219	.233	.452

MANAGEMENT



2012 REVIEW

PITCHERS	W	L	ERA	G	GS	CG	SH	GF	SV	IP	H	R	ER	BB	SO
Alvie Shepherd	0	2	11.81	3	2	0	0	0	0	5.1	7	7	7	10	6
Brandon Huntsman	4	4	6.85	11	10	0	0	0	0	44	58	37	34	19	29
Brian Murphy	1	2	4.22	26	0	0	0	11	3	53	51	36	25	10	39
Carlos Medina	4	0	1.72	5	5	0	0	0	0	31	22	6	6	13	30
Chad Paronto	3	5	4.73	13	13	1	0	0	0	72	81	46	38	26	55
Dave Mastrodonardo	0	0	7.88	8	0	0	0		1	8	6	7	7	6	5
Derek Brown	6	5	4.03	43	0	0	0	37	14	51	49	31	23	20	36
Jay Spurgeon	6	9	4.75	26	26	1	0	0	0	146	176	99	77	53	87
Jeremy Halpin	5	3	3.56	45	1	0	0	22	2	83	95	44	33	18	53
John Parrish	2	2	4.17	6	6	0	0	0	0	36	34	17	17	12	44
Jordan Romero	0	0	2.93	9	0	0	0		0	15	11	9	5	13	11
Josh McNatt	2	3	6.00	19	6	0	0	3	0	45	41	36	30	44	29
Juan Aracena	0	0	0.00	2	0	0	0		0	2	2	1	0	0	0
Kasey Richardson	5	2	5.31	38	0	0	0	15	2	61	63	38	36	32	44
Ken Sims	4	4	4.17	35	1	0	0	11	2	69	83	38	32	19	41
Matt Achilles	5	8	4.31	16	15	1	0	1	0	94	103	57	45	32	77
Matt Riley	3	2	2.61	8	8	0	0	0	0	51	34	19	15	14	58
Randy Perez	0	1	9.00	2	1	0	0		0	7	14	8	7	1	4
Rick Bauer	10	9	4.56	26	26	4	0	0	0	152	159	85	77	54	123
Ryan Lynch	1	1	4.87	12	1	0	0	3	0	20	18	12	11	20	23
Sean Douglass	5	6	3.32	16	16	1	0	0	0	97	101	48	36	35	89
Sean Fischer	0	1	13.50	3	0	0	0		0	4.2	10	7	7	6	3
Scott Gentile	0	0	0.00	2	0	0	0		0	2	0	0	0	0	4
Scott Kamieniecki	0	0	0.00	1	1	0	0		0	4	0	0	0	1	3
Sean Maloney	1	0	1.42	15	0	0	0	8	2	25	21	10	4	10	22
Scott Eibey	0	2	3.72	15	0	0	0		0	29	26	14	12	10	27

CAROLINA LEAGUE



HISTORY



2000 Keys Statistics

BATTERS	AVG	G	AB	R	H	2B	3B	HR	RBI	SB	CS	BB	SO	OBP	SLG	OPS
Alfredo Leon	.239	35	117	8	28	3	0	1	10	0	1	8	24	.291	.291	.582
Brian Roberts	.301	48	163	27	49	6	3	0	16	13	10	27	24	.403	.374	.777
Brian Rust	.290	70	252	53	73	22	1	12	46	15	4	45	50	.410	.528	.938
Chip Alley	.245	35	98	15	24	3	0	2	12	0	0	18	20	.364	.337	.701
Chris Weidert	.000	24	1	0	0	0	0	0	0	0	0	0	0	.000	.000	.000
Craig Dadelow	.200	62	145	24	29	6	0	0	9	4	1	26	26	.326	.241	.567
Eddy Martinez	.303	40	152	23	46	10	1	0	15	7	6	24	34	.404	.382	.786
Franky Figueroa	.255	126	490	58	125	23	0	17	87	1	3	22	109	.291	.406	.697
Gene Kingsale	.440	6	25	8	11	3	0	1	3	2	1	1	6	.462	.680	1.142
Jason Benham	.197	28	66	7	13	1	1	0	9	1	0	6	17	.264	.242	.506
Jayson Werth	.277	24	83	16	23	3	0	2	18	5	1	10	15	.347	.386	.733
Jerry Hairston	.375	2	8	1	3	2	0	0	1	0	0	1	0	.444	.625	1.069
Joey Hammond	.257	126	432	47	111	22	2	0	39	5	8	65	88	.357	.317	.674
Keith Reed	.235	65	243	33	57	10	1	8	31	9	1	21	58	.303	.383	.686
Larry Bigbie	.294	55	201	33	59	11	0	2	28	7	3	23	34	.360	.378	.738
Maikell Diaz	.258	74	240	31	62	7	2	0	22	9	7	31	58	.349	.304	.653
Matt Griswold	.191	24	68	5	13	3	1	0	6	2	2	6	15	.253	.265	.518
Mike Lopez-Cao	.197	49	117	15	23	8	0	7	24	0	1	14	23	.304	.444	.748
Ntuma Ndungidi	.284	90	313	53	89	16	4	10	59	16	5	60	83	.399	.457	.856
Octavio Martinez	.375	2	8	0	3	0	0	0	1	0	0	0	0	.444	.375	.819
Rich Paz	.306	79	268	53	82	13	0	4	45	15	8	71	47	.448	.399	.847
Roberto Rivera	.250	36	116	14	29	5	3	1	18	4	0	12	30	.326	.371	.697
Ryan Minor	.333	2	9	3	3	0	0	0	0	0	0	0	4	.333	.333	.666
Steven Salargo	.196	20	51	3	10	2	0	0	5	0	0	3	12	.255	.235	.490
Tim Raines Jr.	.236	127	457	89	108	21	3	2	36	81	19	67	106	.348	.309	.657
Tom Hage	.227	25	97	10	22	8	1	0	15	1	0	11	17	.303	.330	.633
Tom McGee	.222	85	252	29	56	12	1	2	27	5	1	25	74	.300	.302	.602
PITCHERS	W	L	ERA	G	GS	CG	SH	GF	SV	IP	H	R	ER	BB	SO	
Aaron Rakers	1	1	1.55	26	0	0	0	19	8	40.2	23	8	7	12	57	
Alan Mills	0	0	4.50	1	1	0	0	0	0	2	2	1	1	0	1	
Billy Whitecotton	0	0	0.00	1	0	0	0	0	0	2.2	2	0	0	1	2	
Brian Forystek	1	0	1.35	3	0	0	0	0	0	6.2	5	1	1	1	7	
Calvin Maduro	0	0	0.00	1	1	0	0	0	0	2	1	0	0	0	6	
Chris Weidert	3	2	5.29	24	0	0	0	5	0	47.2	60	37	28	16	28	
Derek Brown	2	5	4.01	41	0	0	0	31	8	51.2	52	25	23	13	39	
Francisco Mejia	0	0	4.50	4	1	0	0	1	0	10	9	5	5	6	7	
Jacobo Sequea	9	11	5.09	23	22	2	1	0	0	123	121	80	70	58	94	
Jay Spurgeon	8	2	4.12	16	15	1	0	0	0	91.2	75	47	42	31	92	
Jeremy Halpin	2	2	7.20	25	0	0	0	13	0	40	52	37	32	17	13	
Jilberto Bello	0	0	7.88	4	0	0	0	1	0	8	17	10	7	5	3	
John Stephens	7	6	3.05	20	20	0	0	0	0	118	119	45	40	22	121	
Juan Aracena	1	1	5.59	11	0	0	0	11	2	9.2	9	9	6	5	12	
Juan Guzman	3	0	1.53	3	3	0	0	0	0	17.2	11	3	3	4	20	
Julio Moreno	0	0	4.50	2	0	0	0	0	0	4	2	2	2	1	1	
Ken Sims	5	3	3.89	29	9	0	0	5	0	81	98	44	35	27	44	
Matt Achilles	8	11	3.42	26	26	0	0	0	0	150	166	75	57	65	137	
Miguel Felix	0	0	13.50	8	0	0	0	4	0	11.1	18	17	17	11	5	
Mike Paradis	2	5	4.17	8	8	1	0	0	0	45.1	55	24	21	24	32	
Pat Gorman	0	0	1.29	7	0	0	0	7	5	7	6	1	1	4	7	
Richard Negrette	0	1	0.00	4	0	0	0	1	0	5.2	3	5	0	4	5	
Rick Bauer	0	1	5.21	3	3	0	0	0	0	19	20	13	11	6	15	
Rodney Ormond	2	5	3.63	39	0	0	0	12	2	67	66	38	27	25	59	
Scott Eibey	1	1	4.05	4	0	0	0	3	0	6.2	9	4	3	0	5	
Scott Erickson	0	0	2.70	1	1	0	0	0	0	6.2	3	2	2	1	5	
Sean Jones	0	0	0.00	1	0	0	0	0	0	2	2	2	0	0	3	
Shaun Babula	3	2	3.30	37	0	0	0	17	2	46.1	40	25	17	25	47	
Steve Bechler	8	12	4.83	27	27	2	0	0	0	162	179	98	87	57	137	
Steven Salargo	0	0	0.00	1	0	0	0	1	0	1	0	0	0	0	0	

GENERAL TEAM
INFO

MANAGEMENT



2012 REVIEW

CAROLINA
LEAGUE



HISTORY



2001 Keys Statistics

GENERAL TEAM INFO

BATTERS	AVG	G	AB	R	H	2B	3B	HR	RBI	SB	CS	BB	SO	OBP	SLG	OPS
Alex Gordon	.275	27	80	4	22	3	1	1	15	2	0	4	31	.322	.375	.697
Alfredo Leon	.188	10	32	2	6	1	0	0	0	0	1	2	7	.257	.219	.476
Chip Alley	.183	43	126	13	23	5	0	1	10	2	1	27	25	.340	.246	.586
Christopher Moreno	.063	19	32	7	2	2	0	0	2	0	0	4	15	.167	.125	.292
Doug Gredvig	.254	129	484	71	123	35	2	20	62	2	3	37	125	.313	.459	.772
Eddie Rogers	.260	73	292	39	76	20	3	8	41	18	6	14	47	.310	.432	.742

MANAGEMENT

Gary Cates	.242	28	91	8	22	4	0	0	4	0	1	4	16	.274	.286	.560
Joey Hammond	.319	25	94	12	30	5	1	0	8	1	3	16	18	.414	.394	.808
Jovanny Sosa	.179	64	207	27	37	4	0	7	25	1	1	34	72	.296	.300	.596
Keith Reed	.270	72	267	28	72	14	0	7	29	8	6	13	57	.305	.401	.706
Kenny White	.182	3	11	0	2	1	0	0	0	0	0	4		.182	.273	.455
Kevin Webster	.438	5	16	3	7	2	0	0	2	0	0	1	2	.500	.563	1.063



2012 REVIEW

Maikell Diaz	.248	95	310	34	77	14	1	2	18	9	9	11	75	.282	.319	.601
Mamon Tucker	.285	69	256	33	73	9	1	1	23	7	5	25	46	.344	.340	.684
Mark Gibbs	.207	42	121	12	25	4	0	3	12	2	1	8	42	.273	.314	.587
Mike Lopez-Cao	.372	15	43	4	16	1	0	3	8	0	1	4	10	.438	.605	1.043
Napolean Calzado	.287	121	464	50	133	20	2	5	41	34	14	16	52	.316	.371	.687
Octavio Martinez	.217	98	336	23	73	14	0	1	29	3	2	10	47	.263	.268	.531
Pete Shier	.200	13	40	5	8	1	0	0	3	1	1	2	7	.238	.225	.463
Quincy Ascencion	.182	18	55	7	10	2	0	2	9	1	0	3	13	.250	.327	.577
Ray Cabrera	.274	123	460	62	126	21	4	14	65	16	7	23	73	.325	.428	.753
Tim Raines Jr.	.250	23	84	15	21	3	1	3	13	14	4	13	23	.351	.417	.768
Tony Mack	.199	110	332	33	66	12	0	5	33	9	8	18	102	.243	.280	.523
Wes Rachels	.261	108	357	43	93	12	0	0	26	4	5	58	52	.371	.294	.665

CAROLINA LEAGUE

PITCHERS	W	L	ERA	G	GS	CG	SH	GF	SV	IP	H	R	ER	BB	SO
Alan Mills	0	0	1.80	5	0	0	0	1	1	5	3	4	1	0	10
Beau Hale	1	2	1.32	5	5	1	0	0	0	34	30	8	5	4	30
Brian Forystek	1	3	2.88	41	1	0	0	6	0	59.1	61	27	19	30	68
Cory Morris	3	5	3.38	13	12	0	0	0	0	69.1	50	30	26	24	81
Enrique Ramirez	2	1	1.54	7	0	0	0	6	1	11.2	5	2	2	4	9
Erik Bedard	9	2	2.15	17	17	0	0	0	0	96.1	68	27	23	26	130
Jacobo Sequea	6	9	3.97	18	18	0	0	0	0	102	85	54	45	37	80
Jancy Andrade	5	5	4.44	20	13	0	0	2	0	75	80	47	37	28	57



HISTORY

Jason Lakman	1	0	1.69	3	0	0	0	1	0	5.1	4	1	1	0	8
Juan Figueroa	5	0	1.59	7	7	0	0	0	0	39.2	37	8	7	3	26
Matt Schwager	0	1	3.62	7	3	0	0	2	1	27.1	28	13	11	3	30
Randy Perez	8	7	3.96	20	20	3	0	0	0	122	145	56	54	23	101
Rich Stahl	1	1	1.95	6	6	1	1	0	0	32.1	26	13	7	15	24
Rommie Lewis	0	1	9.00	1	0	0	0	0	0	4	8	7	4	1	2
Sean Jones	5	4	3.24	39	0	0	0	15	1	83.1	86	35	30	21	57
Sonny Garcia	8	9	3.27	25	20	2	0	3	1	143	132	67	52	33	139
Steve Bechler	5	2	2.27	13	13	1	1	0	0	83.1	73	24	21	22	71
Tim Corcoran	6	5	2.68	33	0	0	0	25	6	50.1	37	16	15	19	42
Tom Ford	1	1	3.21	33	0	0	0	18	5	47.2	45	18	17	16	55
Terry Plank	2	8	5.32	38	4	0	0	12	1	71	71	51	42	43	58
Travis Fleming	1	3	2.51	44	0	0	0	40	23	57.1	53	18	16	20	59



2002 Keys Statistics

BATTERS	AVG	G	AB	R	H	2B	3B	HR	RBI	SB	CS	BB	SO	OBP	SLG	OPS
Alex Gordon	.203	49	158	19	32	5	0	5	16	1	1	10	67	.253	.329	.582
Alfredo Leon	.264	74	235	24	62	7	0	0	28	2	2	15	23	.320	.294	.614
Asdrubal Oropeza	.203	91	315	33	64	13	0	7	43	1	1	33	58	.287	.311	.598
B.J. Littleton	.171	45	152	21	26	3	3	0	8	5	2	12	33	.236	.230	.466
Cory Keylor	.258	132	497	70	128	26	1	5	47	14	3	57	109	.337	.344	.681
Eli Whiteside	.259	80	313	34	81	19	0	8	42	0	0	14	57	.296	.396	.692
Eric Shanks	.269	57	186	22	50	9	0	0	26	2	2	21	23	.367	.317	.684
Franky Figueroa	.257	48	191	16	49	9	0	3	29	0	0	14	49	.309	.351	.660
Gary Cates	.198	32	126	12	25	6	0	0	7	2	2	7	18	.239	.246	.485
George Cox	.238	6	21	3	5	1	0	1	5	0	0	0	4	.238	.429	.667
Jon Kessick	.219	10	32	6	7	1	1	0	4	0	0	6	17	.342	.313	.655
Kevin Webster	.232	22	82	7	19	1	0	0	6	0	0	4	12	.297	.244	.541
Kris Wilken	.259	131	506	58	131	24	3	6	61	1	1	39	84	.312	.354	.666
Luis Matos	.333	3	12	2	4	1	0	0	1	0	0	2	3	.429	.417	.846
Mamon Tucker	.300	127	473	62	142	16	4	4	55	9	8	33	75	.348	.376	.724
Manny Del Rosario	.150	8	20	2	3	1	0	0	0	0	0	0	3	.150	.200	.350
Mike Fontenot	.264	122	481	61	127	16	4	8	53	13	9	42	117	.333	.364	.697
Mike Seestedt	.206	53	141	16	29	4	0	0	11	1	2	28	16	.343	.234	.577
Nick Garcia	.253	58	198	13	50	6	0	1	21	1	0	4	18	.271	.298	.569
Ntema Ndungidi	.222	55	189	29	42	7	2	4	17	6	5	29	40	.335	.344	.679
Pete Shier	.340	35	97	21	33	5	1	1	9	0	4	22	24	.467	.443	.910
Tom Ford	.000	46	1	0	0	0	0	0	0	0	0	0	0	.000	.000	.000
Tony Mack	.254	82	236	31	60	13	0	0	14	7	4	15	50	.304	.309	.613
PITCHERS	W	L	ERA	G	GS	CG	SH	GF	SV	IP	H	R	ER	BB	SO	
Beau Hale	8	8	5.02	22	22	0	0	0	0	131	157	83	73	27	79	
Brian Forystek	1	4	4.50	43	1	0	0	6	3	70	71	47	35	36	79	
Chris Reilly	1	1	9.45	14	0	0	0	11	0	13.1	24	14	14	8	10	
Cory Morris	1	10	6.32	16	16	0	0	0	0	72.2	84	58	51	47	59	
Darryll Roque	3	10	5.45	32	12	0	0	6	1	102	116	69	62	35	87	
Eddy Rodriguez	0	3	2.23	38	0	0	0	30	11	48.1	28	14	12	20	58	
Elvis Montilla	0	3	12.74	10	3	0	0	3	1	17.2	40	30	25	6	10	
Enrique Ramirez	3	4	4.04	32	0	0	0	10	1	62.1	50	32	28	37	47	
Francisco Mejia	0	0	0.00	1	1	0	0	0	0	3	2	0	0	3	0	
Jancy Andrade	5	11	3.84	30	22	1	0	1	0	145	133	73	62	52	151	
Jason Cierlik	0	0	3.00	4	0	0	0	2	0	6	3	2	2	2	1	
Jayne Sperring	0	0	6.43	18	0	0	0	12	1	21	27	15	15	11	21	
Juan Figueroa	4	1	2.28	9	9	1	1	0	0	59.1	47	16	15	7	53	
Juan Guzman	0	4	7.85	5	5	0	0	0	0	18.1	23	20	16	12	11	
Matt Schwager	7	13	6.04	28	28	0	0	0	0	149	185	124	100	53	108	
Mike Seestedt	0	0	0.00	1	0	0	0	1	0	1	0	0	0	0	1	
Pat Hentgen	1	0	2.57	1	1	1	0	0	0	7	5	2	2	2	5	
Richard Bartlett	6	10	5.35	18	18	1	0	0	0	99.1	116	72	59	29	57	
Rodney Ormond	1	2	2.25	48	0	0	0	24	6	72	62	24	18	20	61	
Sean Jones	4	5	3.44	32	1	0	0	15	3	55	62	27	21	17	35	
Tom Ford	2	3	4.85	46	0	0	0	14	0	65	75	38	35	32	55	

GENERAL TEAM
INFO

MANAGEMENT



2012 REVIEW

CAROLINA
LEAGUE



HISTORY



2003 Keys Statistics

GENERAL TEAM INFO

MANAGEMENT



2012 REVIEW

CAROLINA LEAGUE



HISTORY

BATTERS	AVG	G	AB	R	H	2B	3B	HR	RBI	SB	CS	BB	SO	OBP	SLG	OPS
Adam Manley	.196	82	275	28	54	7	0	10	34	3	1	16	82	.247	.331	.578
Alex Gordon	.221	69	235	29	52	11	3	3	29	0	0	18	85	.276	.332	.608
Brandon Fahey	.233	107	365	41	85	11	3	1	22	4	2	22	56	.279	.288	.567
Cory Keylor	.244	79	270	38	66	15	2	7	39	2	3	28	65	.315	.393	.708
David Segui	.250	1	4	0	1	0	0	0	0	0	0	0	1	.250	.250	.500
Doug Gredvig	.275	12	40	8	11	3	0	1	6	0	0	6	6	.383	.425	.808
Eric Shanks	.242	14	33	4	8	3	0	1	3	0	0	3	4	.297	.424	.721
Gary Cates	.315	92	355	50	112	23	3	3	35	11	12	21	40	.361	.423	.784
Gregg Davies	.270	14	37	1	10	2	0	0	3	0	0	5	4	.364	.324	.688
Henry Guerrero	.286	6	21	1	6	1	0	0	0	0	0	2	2	.348	.333	.681
Hugh Quattlebaum	.177	30	79	5	14	1	0	0	4	0	1	12	11	.283	.190	.473
Kris Wilken	.143	9	21	0	3	0	0	0	3	0	0	1	1	.174	.143	.317
Kyle Martin	.222	19	54	7	12	3	0	0	3	0	0	9	6	.344	.278	.622
Mike Huggins	.293	126	454	66	133	32	0	13	74	3	3	55	93	.367	.449	.816
Mike Seestedt	.229	13	35	1	8	2	0	0	5	0	0	3	6	.289	.286	.575
Octavio Martinez	.248	42	133	12	33	4	0	0	6	0	0	4	19	.291	.278	.569
Omar Rogers	.292	99	356	49	104	24	0	3	28	4	5	42	70	.374	.385	.759
Patrick O'sullivan	.178	27	90	6	16	2	1	3	12	1	0	2	31	.200	.322	.522
Pete Shier	.267	74	255	36	68	8	0	8	31	8	5	24	51	.327	.392	.719
Randy Ruiz	.250	17	68	7	17	4	1	1	8	0	0	4	24	.301	.382	.683
Raul Martinez	.250	5	12	0	3	0	0	0	0	0	0	0	5	.250	.250	.500
Ryan Hubele	.250	26	92	11	23	6	0	1	12	0	1	5	14	.293	.348	.641
Tommy Arko	.186	34	113	13	21	3	0	6	15	0	0	8	40	.244	.372	.616
Tripper Johnson	.273	123	417	43	114	25	3	5	50	7	8	46	92	.359	.384	.743
Val Majewski	.289	41	159	15	46	18	1	5	20	0	0	7	23	.321	.509	.830
Woody Cliffords	.282	124	440	70	124	29	1	8	44	16	10	71	77	.390	.407	.797
PITCHERS	W	L	ERA	G	GS	CG	SH	GF	SV	IP	H	R	ER	BB	SO	
Andy Mitchell	5	4	3.46	60	0	0	0	8	1	91	84	41	35	36	49	
Anthony Boughner	3	3	7.71	18	2	0	0	4	0	28	41	26	24	10	21	
Ben Knapp	0	3	9.24	9	5	0	0	1	0	25.1	37	28	26	9	15	
Brad Edwards	0	0	14.73	3	0	0	0	0	0	3.2	5	6	6	2	4	
Brandon Agamennone	0	0	6.75	2	1	0	0	0	0	4	5	3	3	1	2	
Carl Makowsky	2	2	4.02	29	0	0	0	14	3	40.1	31	21	18	24	34	
Cory Morris	3	2	2.61	7	7	0	0	0	0	38	32	15	11	16	28	
Dave Crouthers	7	5	3.59	18	18	0	0	0	0	92.2	83	47	37	43	82	
Dave Farren	0	4	5.71	18	10	0	0	2	1	69.1	73	45	44	29	52	
Enrique Ramirez	2	0	4.56	13	0	0	0	5	0	23.2	24	12	12	15	17	
Erik Bedard	0	1	7.36	1	1	0	0	0	0	3.2	5	3	3	1	2	
Fredy Deza	0	0	27.00	1	0	0	0	0	0	1.1	4	5	4	3	2	
Hugh Quattlebaum	0	0	0.00	1	0	0	0	1	0	1	4	3	0	0	0	
Jacobo Sequea	1	0	2.87	32	0	0	0	29	20	31.1	27	11	10	11	26	
James Tiller	0	0	6.23	1	1	0	0	0	0	4.1	4	3	3	0	3	
Jayne Sperring	0	3	5.64	15	0	0	0	10	2	22.1	30	20	14	15	21	
Jeff Wilson	1	0	2.00	7	0	0	0	1	0	9	6	2	2	3	9	
Joe Coppinger	1	0	3.38	1	1	0	0	0	0	5.1	5	2	2	1	6	
John Maine	6	1	3.07	12	12	1	1	0	0	70.1	48	27	24	20	77	
Ken Sims	1	1	5.29	11	0	0	0	4	0	17	22	10	10	5	6	
Kurt Birkins	8	11	4.70	25	25	0	0	0	0	126	152	82	66	40	79	
Martin Berube	0	0	3.38	3	0	0	0	1	0	5.1	5	2	2	4	3	
Nick McCurdy	1	6	4.89	19	18	0	0	0	0	92	125	58	50	28	76	
Richard Bartlett	1	2	9.12	9	6	0	0	2	1	25.2	38	31	26	22	17	
Richard Salazar	0	0	10.38	6	0	0	0	0	0	8.2	8	11	10	8	4	
Rommie Lewis	4	9	3.34	26	20	1	0	2	0	113	108	54	42	60	69	
Ryan Hannaman	1	3	3.79	5	5	0	0	0	0	19	14	9	8	17	22	
Scott Rice	1	3	3.19	25	0	0	0	5	0	31	34	12	11	14	27	
Sendy Rleal	3	5	3.16	44	0	0	0	27	11	57	35	20	20	23	59	
Shaun Babula	7	1	2.68	37	0	0	0	9	1	50.1	45	20	15	16	46	
Tim Corcoran	2	5	5.74	22	3	0	0	4	0	47	57	38	30	27	41	
Zach Sutton	0	1	1.29	5	0	0	0	4	0	7	5	1	1	0	4	



2004 Keys Statistics

BATTERS	AVG	G	AB	R	H	2B	3B	HR	RBI	SB	CS	BB	SO	OBP	SLG	OPS
B.J. Littleton	.294	102	378	56	111	18	6	2	25	22	9	31	71	.357	.389	.746
Brandon Fahey	.271	62	181	20	49	7	0	3	19	3	3	22	20	.354	.359	.713
Branden Florence	.317	63	230	33	73	17	0	12	49	0	1	9	12	.347	.548	.895
Brian Bock	.196	18	51	4	10	1	0	1	1	0	0	5	4	.293	.275	.568
Chris Carter	.271	98	343	39	93	16	1	11	45	6	8	41	115	.351	.420	.771
Cory Harris	.224	34	116	13	26	10	1	2	12	6	3	14	16	.316	.379	.695
Cory Keylor	.254	122	433	64	110	21	0	17	72	11	9	50	120	.332	.420	.752
David Segui	.100	3	10	1	1	0	0	1	2	0	0	1	2	.167	.400	.567
Doug Gredvig	.274	118	427	38	117	23	1	7	53	0	4	43	102	.337	.382	.719
Elvis Morel	.233	11	43	5	10	1	0	0	0	1	1	2	8	.267	.256	.523
Evel Bastida-Martinez	.098	15	51	4	5	1	0	1	2	0	0	4	7	.179	.176	.355
Gera Alvarez	.251	113	383	56	96	14	0	12	37	5	2	34	64	.324	.381	.705
Gregg Davies	.200	12	25	3	5	0	0	0	3	0	0	2	8	.241	.200	.441
Jacob Duncan	.344	21	64	11	22	4	0	3	14	0	2	1	17	.354	.547	.901
Jay Gibbons	.182	3	11	2	2	1	0	1	5	0	0	2	2	.308	.545	.853
Jose Morban	.235	56	200	34	47	9	0	3	13	17	5	19	65	.303	.325	.628
Kris Wilken	.200	4	15	2	3	0	0	1	3	0	1	1	5	.250	.400	.650
Larry Bigbie	.400	1	5	2	2	0	0	2	2	0	0	0	1	.400	1.600	2.000
Levi Robinson	.183	26	71	6	13	3	0	1	4	1	0	6	14	.247	.268	.515
Matt Houston	.235	30	85	8	20	2	1	1	9	0	0	6	20	.313	.318	.631
Matt Walker	.224	15	58	6	13	6	0	0	6	0	0	4	17	.274	.328	.602
Mike Done	.215	77	251	27	54	7	0	4	26	1	0	37	71	.324	.291	.615
Octavio Martinez	.250	8	32	4	8	0	0	0	2	1	0	1	4	.294	.250	.544
Rafael Diaz	.381	6	21	2	8	1	0	0	2	1	0	0	3	.381	.429	.810
Ryan Hubele	.253	93	296	31	75	14	0	6	23	2	1	29	72	.321	.361	.682
Tommy Arko	.152	11	33	3	5	1	0	2	3	0	1	6	16	.300	.364	.664
Tony Mota	.214	3	14	3	3	2	0	0	0	1	0	0	3	.214	.357	.571
Tripper Johnson	.269	129	465	62	125	19	2	21	74	14	5	51	93	.343	.454	.797
PITCHERS	W	L	ERA	G	GS	CG	SH	GF	SV	IP	H	R	ER	BB	SO	
Adam Loewen	0	2	6.75	2	2	1	0	0	0	8	7	6	6	9	3	
Brian Finch	1	4	7.96	9	9	0	0	0	0	37.1	59	35	33	15	22	
Carl Makowsky	0	2	10.32	8	0	0	0	2	0	11.1	20	13	13	12	10	
Chris Piersoll	2	4	4.56	19	5	0	0	3	1	51.1	51	27	26	21	48	
Chris Ray	6	3	3.80	14	14	1	1	0	0	73.1	82	31	31	20	74	
Cory Morris	0	3	7.48	11	6	0	0	2	1	21.2	30	19	18	20	23	
Craig House	2	2	3.45	12	0	0	0	7	1	15.2	9	7	6	13	18	
Donald Levinski	1	6	6.48	31	11	0	0	3	0	82	95	72	59	55	69	
Fabrizio Benitez	0	0	4.35	7	0	0	0	2	0	10.1	12	5	5	5	8	
Fredy Deza	1	3	5.61	5	5	0	0	0	0	25.2	33	22	16	2	20	
Gera Alvarez	0	0	6.00	3	0	0	0	3	0	3	6	2	2	0	2	
Hayden Penn	6	5	3.80	13	13	0	0	0	0	73.1	59	33	31	20	61	
James Johnson	0	0	9.00	1	1	0	0	0	0	3	6	4	3	1	6	
James Tiller	2	4	4.34	17	8	0	0	1	0	58	58	35	28	21	33	
Jeff Montani	0	2	10.80	11	0	0	0	6	1	11.2	20	14	14	11	8	
Jeff Wilson	3	4	5.02	14	12	0	0	1	1	61	73	35	34	14	58	
Joe Coppinger	0	5	5.31	13	6	0	0	0	0	40.2	44	25	24	19	29	
Josh Potter	0	0	0.00	1	0	0	0	1	0	2	1	0	0	1	0	
Justin Henington	0	0	10.38	3	0	0	0	0	0	4.1	10	7	5	1	4	
Kurt Birkins	5	2	4.50	27	6	0	0	8	2	68	70	36	34	22	55	
Mike Done	0	0	0.00	2	0	0	0	2	0	2.1	1	0	0	0	1	
Nick McCurdy	6	3	3.77	63	0	0	0	27	3	90.2	91	43	38	32	61	
Paul Henry	2	5	7.42	35	9	0	0	5	0	87.1	115	82	72	38	88	
Rich Stahl	7	8	4.96	19	19	0	0	0	0	81.2	80	52	45	50	56	
Rommie Lewis	1	7	5.61	47	4	0	0	14	0	86.2	92	67	54	41	52	
Ryan Keefer	4	4	3.09	63	0	0	0	21	4	87.1	89	32	30	26	73	
Ryan Hannaman	0	1	8.03	5	4	0	0	0	0	12.1	11	14	11	16	9	
Tony Neal	2	6	4.33	50	0	0	0	29	18	62.1	48	30	30	25	64	
Trevor Caughey	0	1	6.17	4	2	0	0	0	0	11.2	15	8	8	3	5	
Zachary Dixon	1	1	2.50	3	3	0	0	0	0	18	15	6	5	4	15	

GENERAL TEAM
INFO

MANAGEMENT



2012 REVIEW

CAROLINA
LEAGUE



HISTORY



2005 Keys Statistics

GENERAL TEAM INFO

BATTERS	AVG	G	AB	R	H	2B	3B	HR	RBI	SB	CS	BB	SO	OBP	SLG	OPS
Branden Florence	.325	78	283	50	92	18	2	16	51	0	0	16	29	.380	.572	.952
Brian Bock	.254	37	134	16	34	5	0	3	26	1	0	5	19	.286	.358	.644
Bryan Bass	.241	117	352	59	85	22	0	12	51	11	4	41	135	.329	.406	.735
Cody Wargo	.000	4	4	0	0	0	0	0	0	0	0	0	2	.000	.000	.000
Dustin Yount	.258	110	368	57	95	16	1	12	52	4	2	60	102	.372	.405	.777

MANAGEMENT

Eric Grimm	.216	11	37	3	8	2	0	1	2	0	0	3	10	.293	.351	.644
Gera Alvarez	.256	70	227	39	58	16	0	6	34	2	6	26	45	.346	.405	.751
Jarod Rine	.209	115	369	53	77	11	3	3	23	21	7	36	89	.289	.279	.568
Jeff Fiorentino	.286	103	413	70	118	18	4	22	66	12	6	34	90	.346	.508	.854
Josh McCurdy	.238	63	210	27	50	9	2	2	23	10	4	18	41	.308	.329	.637
Mario Delgado	.306	119	435	53	133	27	1	26	86	1	0	31	80	.362	.552	.914
Mike Russell	.236	75	229	38	54	14	0	10	37	1	0	31	82	.342	.428	.770



2012 REVIEW

Nate Spears	.294	112	445	63	131	30	6	6	41	8	4	36	82	.349	.429	.778
Nick Markakis	.300	91	350	59	105	25	1	12	62	2	1	43	65	.379	.480	.859
Nolan Reimold	.265	23	83	17	22	6	0	6	11	3	0	12	27	.371	.554	.925
Pat Scalabrini	.245	45	151	25	37	8	0	3	19	1	0	12	33	.307	.358	.665
Ryan Hubele	.282	53	195	25	55	16	0	4	29	1	0	7	37	.321	.426	.747
Tommy Arko	.143	19	63	5	9	4	0	3	5	1	0	5	25	.206	.349	.555
Travis Brown	.253	118	392	41	99	11	1	3	40	3	5	29	63	.312	.309	.621

CAROLINA LEAGUE

Pitchers	W	L	ERA	G	GS	CG	SH	SV	IP	H	R	ER	BB	SO
Adam Loewen	10	8	4.12	28	27	1	0	0	142	130	77	65	86	146
Beau Hale	1	2	5.23	22	5	0	0	0	53.1	51	34	31	23	48
Brian Finch	10	10	3.38	27	27	1	1	0	154	157	72	58	60	124
Carlos Jan	5	2	3.78	16	11	0	0	0	66.2	53	33	28	45	61
Chris Britton	6	0	1.60	46	0	0	0	6	78.2	47	15	14	23	110
Chris Piersoll	5	0	3.41	17	0	0	0	1	29	22	12	11	10	34
David Hachnel	3	1	3.41	23	0	0	0	2	34.1	27	15	13	10	37
Fredy Deza	5	8	6.12	28	18	0	0	0	104	134	75	71	36	64
Garrett Olson	0	0	3.14	3	3	0	0	0	14.1	10	5	5	7	19
Gera Alvarez	0	0	20.25	1	0	0	0	0	1.1	5	3	3	0	1
James Johnson	12	9	3.49	28	27	2	0	1	159	139	77	62	64	168
James Tiller	0	0	12.91	5	0	0	0	0	7.2	8	11	11	7	2
Jeff Montani	1	2	7.59	31	1	0	0	0	51	70	49	43	27	40
Marino Salas	4	2	3.63	50	0	0	0	16	62	54	32	25	28	63
Mario Delgado	0	0	0.00	1	0	0	0	0	0.2	0	0	0	0	0
Melqui Torres	0	0	2.25	3	0	0	0	1	4	4	1	1	2	8
Nick McCurdy	2	0	6.91	12	1	0	0	1	28.2	36	23	22	8	26
Richard Salazar	2	1	4.47	23	1	0	0	0	44.1	44	22	22	27	40
Rich Stahl	4	1	2.77	9	9	0	0	0	52	48	19	16	26	43
Tony Neal	3	6	4.85	20	0	0	0	8	26	29	17	14	10	29
Trent Baysinger	0	1	18.00	5	0	0	0	0	5	13	10	10	2	6
Trevor Caughey	5	1	6.31	33	1	0	0	1	51.1	61	39	36	16	47
Zachary Dixon	1	7	6.13	14	9	0	0	0	54.1	61	43	37	27	38



HISTORY

James Johnson	12	9	3.49	28	27	2	0	1	159	139	77	62	64	168
James Tiller	0	0	12.91	5	0	0	0	0	7.2	8	11	11	7	2
Jeff Montani	1	2	7.59	31	1	0	0	0	51	70	49	43	27	40
Marino Salas	4	2	3.63	50	0	0	0	16	62	54	32	25	28	63
Mario Delgado	0	0	0.00	1	0	0	0	0	0.2	0	0	0	0	0
Melqui Torres	0	0	2.25	3	0	0	0	1	4	4	1	1	2	8
Nick McCurdy	2	0	6.91	12	1	0	0	1	28.2	36	23	22	8	26
Richard Salazar	2	1	4.47	23	1	0	0	0	44.1	44	22	22	27	40
Rich Stahl	4	1	2.77	9	9	0	0	0	52	48	19	16	26	43
Tony Neal	3	6	4.85	20	0	0	0	8	26	29	17	14	10	29
Trent Baysinger	0	1	18.00	5	0	0	0	0	5	13	10	10	2	6
Trevor Caughey	5	1	6.31	33	1	0	0	1	51.1	61	39	36	16	47
Zachary Dixon	1	7	6.13	14	9	0	0	0	54.1	61	43	37	27	38



2006 Keys Statistics

BATTERS	AVG	G	AB	R	H	2B	3B	HR	RBI	SB	CS	BB	SO	OBP	SLG	OPS
Arturo Rivas	.275	35	109	14	30	9	1	3	13	1	2	21	35	.389	.459	.848
Bobby Andrews	.200	2	5	1	1	0	0	0	1	0	0	0	2	.200	.200	.400
Brian Bock	.198	67	222	14	44	4	0	1	24	1	2	9	32	.231	.230	.461
Bryan Bass	.228	63	197	25	45	11	1	3	20	5	6	27	77	.333	.340	.673
Carlos Duran	.260	39	146	19	38	8	3	1	18	5	2	2	22	.275	.377	.652
Dustin Yount	.271	67	225	33	61	12	0	7	30	3	0	43	41	.395	.418	.813
Jacob Duncan	.252	96	353	38	89	18	3	5	27	6	2	19	71	.293	.363	.656
Jarod Rine	.218	70	239	31	52	13	1	2	21	14	8	33	50	.322	.305	.627
Jason Franz	.243	124	444	63	108	20	1	24	84	1	5	41	102	.321	.455	.776
Jay Gibbons	.000	2	8	1	0	0	0	0	0	0	0	0	4	.000	.000	.000
Jonathan Tucker	.250	18	60	11	15	2	0	0	3	5	1	7	11	.343	.283	.626
Josh McCurdy	.172	16	58	7	10	2	0	0	3	2	1	2	12	.200	.207	.407
Juan Gutierrez	.387	10	31	6	12	3	0	2	7	0	0	3	4	.441	.677	1.118
K.J. Hendricks	.258	9	31	1	8	0	0	0	0	0	1	5	4	.361	.258	.619
Luis Matos	.333	2	9	1	3	0	0	1	2	1	0	0	1	.333	.667	1.000
Mario Delgado	.286	62	238	30	68	15	0	11	49	1	2	12	43	.323	.487	.810
Mike Russell	.178	34	90	8	16	4	0	4	6	0	0	10	34	.260	.356	.616
Morgan Clendenin	.252	78	242	26	61	18	1	4	33	0	1	14	51	.311	.384	.695
Nolan Reimold	.255	119	415	73	106	26	0	19	75	14	8	76	107	.379	.455	.834
Paco Figueroa	.284	90	345	62	98	17	2	4	28	20	13	30	46	.358	.380	.738
Peter Maestrales	.285	104	354	68	101	24	2	7	41	9	2	68	55	.401	.424	.825
Pete Shier	.170	22	53	2	9	2	0	0	2	0	3	2	21	.214	.208	.422
Ryan Steinbach	.156	19	45	3	7	3	0	0	2	0	1	5	16	.235	.222	.457
Sandy Madera	.325	38	126	23	41	8	0	8	31	1	2	12	24	.396	.579	.975
Travis Brown	.235	112	327	44	77	11	1	1	26	1	8	49	59	.335	.284	.619
Tripper Johnson	.305	54	187	32	57	17	0	5	24	4	0	20	17	.373	.476	.849
Vito Chiaravalloti	.075	11	40	1	3	1	0	0	1	0	0	9	11	.245	.100	.345
PITCHERS	W	L	ERA	G	GS	CG	SH	GF	SV	IP	H	R	ER	BB	SO	
Beau Hale	2	0	4.22	12	1	0	0	1	1	21.1	28	14	10	5	20	
Carlos Jan	2	1	3.14	8	0	0	0	2	1	14.1	10	6	5	15	15	
Casey Cahill	5	2	4.83	48	0	0	0	22	4	72.2	73	47	39	33	43	
Craig Anderson	5	1	4.78	11	11	0	0	0	0	58.1	66	36	31	11	37	
David Haehnel	2	11	6.22	28	27	0	0	1	0	115	121	88	80	61	83	
Fredy Deza	3	4	4.73	43	0	0	0	13	0	83.2	92	55	44	32	68	
Garrett Olson	4	4	2.77	14	14	0	0	0	0	81.1	80	32	25	19	77	
James Hoey	0	0	0.64	14	0	0	0	14	11	14	13	3	1	5	16	
Jeff Montani	1	2	6.91	18	0	0	0	8	0	27.1	33	23	21	15	25	
Justin Henington	0	2	5.56	10	0	0	0	9	3	11.1	16	9	7	3	8	
Kevin Hart	6	11	4.67	28	27	0	0	0	0	148	149	97	77	65	122	
Kurt Birkins	0	0	0.00	1	0	0	0	0	0	1	0	0	0	1	1	
Luis Ramirez	8	9	4.24	23	23	0	0	0	0	125	106	68	59	42	122	
Manuel Basillo	4	2	2.54	22	2	0	0	9	1	39	41	22	11	13	36	
Matt Bruback	3	5	3.69	14	14	0	0	0	0	75.2	80	45	31	22	39	
Peter Maestrales	0	0	12.00	2	0	0	0	2	0	3	7	6	4	1	0	
Radhames Liz	6	5	2.82	16	16	0	0	0	0	83	57	32	26	44	95	
Richard Salazar	1	5	3.82	36	3	0	0	7	1	66	62	31	28	31	50	
Rommie Lewis	5	3	2.05	31	0	0	0	16	6	52.2	47	16	12	11	36	
Russ Petrick	0	4	7.09	22	0	0	0	11	0	33	36	27	26	20	25	
Tim Byrdak	0	0	13.50	1	0	0	0	0	0	1.1	4	2	2	1	0	
Tony Neal	1	3	6.28	12	0	0	0	8	2	14.1	13	11	10	6	11	
Trent Baysinger	1	2	4.18	20	0	0	0	6	1	32.1	29	18	15	10	21	
Trevor Caughey	2	1	5.40	24	0	0	0	9	0	35	38	22	21	15	36	

GENERAL TEAM
INFO

MANAGEMENT



2012 REVIEW

CAROLINA
LEAGUE



HISTORY



2007 Keys Statistics

GENERAL TEAM INFO

BATTERS	AVG	G	AB	R	H	2B	3B	HR	RBI	BB	SO	SB	CS	OBP	SLG	OPS
Gerardo Alvarez	.180	74	206	23	37	10	0	3	22	16	32	3	6	.272	.272	.544
Chris Amador	.269	45	160	30	43	7	1	6	27	21	42	14	1	.362	.438	.800
Brian Bock	.227	64	216	28	49	9	0	5	23	19	32	3	4	.286	.338	.624
Travis Brown	.191	60	173	20	33	4	1	1	18	30	29	6	3	.319	.243	.562
Freddie Bynum	.235	5	17	3	4	0	1	0	2	1	4	0	0	.316	.353	.669
Morgan Clendenin	.275	16	40	8	11	4	0	1	4	3	8	0	0	.318	.450	.768
Blake Davis	.291	93	357	49	104	24	3	4	28	35	71	11	13	.362	.409	.771
Todd Davison	.212	15	33	3	7	1	0	0	2	4	8	0	1	.297	.242	.540

MANAGEMENT

Zach Dillon	.275	92	305	33	84	27	2	5	41	35	32	0	4	.352	.426	.778
Jacob Duncan	.256	90	308	38	79	13	1	2	31	19	46	9	2	.304	.325	.629
Carlos Duran	.175	28	80	6	14	6	0	2	8	3	11	2	0	.205	.325	.530
Ryan Finan	.284	113	380	52	108	24	1	10	64	55	74	0	3	.386	.432	.817
Mark Fleischer	.247	108	364	52	90	24	0	16	58	31	85	0	2	.312	.445	.757
Tyler Henson	.059	6	17	0	1	0	0	0	1	1	8	0	0	.105	.059	.164
Ramon Hernandez	.333	2	6	0	2	1	0	0	0	0	2	0	0	.429	.500	.929
Justin Johnson	.178	34	90	7	16	5	1	0	4	7	26	1	0	.235	.256	.490



Kennard Jones	.252	134	457	59	115	21	5	4	48	60	95	26	15	.340	.346	.686
Brent Krause	.275	39	138	22	38	9	0	5	20	14	43	1	4	.351	.449	.800
Sandy Madera	.262	12	42	4	11	3	1	1	6	5	5	0	1	.367	.452	.820
Pete Maestrales	.237	113	384	42	91	20	1	4	38	60	68	10	8	.339	.326	.664
Matthew Pulley	.197	22	66	3	13	5	0	0	6	7	16	0	1	.270	.273	.543
Arturo Rivas	.317	37	123	16	39	12	1	3	17	16	26	2	1	.397	.504	.901
Jedidiah Stephen	.214	14	42	4	9	2	0	1	5	2	11	0	3	.244	.333	.578
Miguel Tejada	1.000	1	2	1	2	0	0	1	1	1	0	0	0	1.000	2.500	3.500
Jonathan Tucker	.260	124	446	67	116	18	2	2	41	62	45	20	8	.351	.323	.674
Paul Winterling	.206	21	68	9	14	5	0	4	14	7	19	2	3	.280	.456	.736
Dustin Yount	.030	13	33	2	1	1	0	0	1	4	9	0	0	.154	.061	.214

2012 REVIEW

PITCHERS	W	L	ERA	G	GS	CG	SV	SVO	IP	H	R	ER	BB	SO
Brent Allar	0	0	9.64	3	0	0	0	0	4.2	5	5	5	3	3
Gerardo Alvarez	0	0	0.00	1	0	0	0	0	2	2	0	0	0	1
Tim Bascom	1	0	3.00	2	1	0	0	0	6	6	2	2	0	4
Manny Basilio	2	8	6.22	19	4	0	0	2	50.2	62	36	35	15	40
Trent Baysinger	0	0	6.75	15	0	0	0	0	17.1	26	14	13	9	13
Brad Bergesen	3	6	5.75	10	10	1	0	0	56.1	78	38	36	9	35
Jason Berken	9	9	4.53	27	26	2	0	0	151	160	90	76	49	124
Chadd Blasko	0	3	7.33	17	2	0	0	0	27	22	23	22	24	30
Jason Burch	2	0	3.06	15	0	0	5	7	17.2	16	8	6	8	19
Zach Clark	0	1	11.05	3	1	0	0	0	7.1	14	11	9	3	1
Brandon Erbe	6	8	6.26	25	25	0	0	0	119	127	95	83	62	111
Mark Fleisher	0	0	9.00	5	0	0	0	0	5	7	5	5	3	5

CAROLINA LEAGUE

David Hernandez	7	11	4.95	28	27	0	0	0	145	139	86	80	47	168
Tag Horner	2	0	5.68	36	0	0	1	1	50.2	55	36	32	20	17
Carlos Jan	0	0	4.82	5	0	0	0	0	9.1	9	6	5	10	7
Daniel Lonsberry	6	2	3.49	43	0	0	2	3	67	61	33	26	26	65
Pete Maestrales	0	1	13.50	1	0	0	0	0	2	4	3	3	1	2
Bob McCrory	0	0	1.23	22	0	0	14	15	22	16	4	3	12	22
Ryan Ouellette	0	2	6.00	7	0	0	0	0	12	11	10	8	6	5
Blake Owen	1	1	6.21	23	0	0	2	3	42	54	31	29	20	29
Carlos Perez	9	7	3.80	29	11	0	4	4	90	84	42	38	44	73



HISTORY

Josh Potter	2	4	4.87	46	3	0	1	2	85	103	54	46	23	55
Sandy Real	0	0	1.80	4	0	0	0	0	5	4	1	1	1	4
Richard Salazar	4	0	3.35	35	0	0	2	5	53.2	56	31	20	19	48
Chorye Spooone	10	9	3.26	26	25	3	0	0	152	108	65	55	67	133
Chadd Thall	0	0	0.00	1	0	0	0	0	1	1	0	0	0	2
Steve Trachsel	0	1	2.57	1	1	0	0	0	7	7	3	2	1	4
Scott Williamson	0	1	13.50	2	1	0	0	0	2	4	3	3	0	2
Jaret Wright	0	0	1.93	1	1	0	0	0	4.2	3	1	1	2	6



2008 Keys Statistics

BATTERS	AVG	G	AB	R	H	2B	3B	HR	RBI	BB	SO	SB	CS	OBP	SLG	OPS
Miguel Abreu	.275	116	429	55	118	24	1	6	43	15	44	21	10	.304	.378	.681
Chris Amador	.241	112	424	63	102	21	5	9	62	29	90	15	7	.302	.377	.680
Bobby Andrews	.222	48	117	22	26	1	1	1	6	18	26	4	4	.333	.274	.607
Alex Cintron	.600	2	5	2	3	0	0	1	2	0	1	0	0	.600	1.200	1.800
Todd Davison	.258	83	248	35	64	10	0	1	19	34	52	7	6	.351	.310	.661
Zachary Dillon	.195	14	41	8	8	2	0	1	9	8	1	0	0	.302	.317	.619
Daniel Figueroa	.239	104	364	66	87	12	1	2	29	65	98	33	7	.367	.294	.661
Justin Johnson	.250	52	132	23	33	7	1	4	16	16	28	4	4	.349	.409	.758
Ryan McCarthy	.242	56	198	24	48	9	3	5	23	19	38	2	3	.315	.394	.709
Mike McCoy	.600	1	5	1	3	0	0	0	1	0	1	0	1	.600	.600	1.200
Mike Pierce	.159	57	170	19	27	10	0	4	15	12	76	2	0	.213	.288	.501
Billy Rowell	.248	111	375	39	93	24	0	7	50	36	104	1	4	.315	.368	.683
Brandon Snyder	.315	116	435	70	137	33	2	13	80	29	83	3	2	.358	.490	.848
Brandon Tripp	.236	123	428	49	101	20	0	17	69	33	145	10	3	.296	.402	.698
Brian Valichka	.455	4	11	2	5	2	0	0	2	0	2	0	0	.538	.636	1.175
Chris Vinyard	.240	123	430	44	103	16	0	16	65	56	102	1	5	.330	.388	.718
Jason White	.238	63	214	27	51	8	1	1	17	17	53	10	4	.308	.299	.607
Matt Wieters	.345	69	229	48	79	8	0	15	40	44	47	1	2	.448	.576	1.024
Paul Winterling	.223	87	269	30	60	8	2	5	24	32	90	9	6	.313	.323	.636
PITCHERS	W	L	ERA	G	GS	CG	SHO	SV	SVO	IP	H	R	ER	BB	SO	
Chris Amador	0	1	***	1	0	0	0	0	1	0	3	2	2	1	0	
Greg Aquino	0	0	0.00	1	0	0	0	0	0	1	1	0	0	0	2	
Jake Arrieta	6	5	2.87	20	20	0	0	0	0	113	80	44	36	51	120	
Jose Barajas	0	0	6.75	2	0	0	0	0	0	4	4	3	3	2	1	
Bascom, Tim	6	5	5.78	19	19	0	0	0	0	95	115	67	61	46	74	
Pedro Beato	4	10	5.85	19	19	0	0	0	0	97	119	74	63	33	51	
Brad Bergesen	1	1	2.08	4	3	0	0	0	0	17.1	15	6	4	6	15	
Randor Bierd	0	0	0.00	3	0	0	0	0	0	3	0	0	0	2	7	
Brett Bordes	0	1	9.00	16	1	0	0	0	0	16	21	16	16	19	11	
Jason Burch	1	1	1.64	10	0	0	0	5	7	11	8	2	2	1	9	
Zachary Clark	2	2	3.25	12	4	0	0	1	2	27.2	23	13	10	5	11	
Fredy Deza	0	2	4.74	12	0	0	0	4	4	24.2	19	15	13	8	18	
Cory Doyne	0	0	0.00	3	0	0	0	0	0	4.1	2	0	0	0	4	
Brandon Erbe	10	12	4.30	28	28	2	0	0	0	150	120	82	72	10	151	
Adam Loewen	0	0	0.00	3	1	0	0	0	0	3	1	0	0	0	5	
J.P. Martinez	1	0	5.17	35	0	0	0	4	6	54	50	31	31	6	56	
Mick Mattaliano	0	0	6.43	5	0	0	0	1	1	7	10	6	5	0	4	
Aubrey Miller	0	1	4.91	1	1	0	0	0	0	3.2	6	2	2	0	2	
Jeff Moore	5	3	3.63	36	3	0	0	0	1	62	55	31	25	8	54	
Kenny Moreland	0	1	9.00	1	0	0	0	0	0	2	2	2	2	0	3	
Scott Mueller	1	1	5.73	14	0	0	0	2	2	22	27	14	14	1	16	
Robert Nigebauer	0	1	9.00	2	0	0	0	0	0	3	6	6	3	0	4	
Ryan Ouellette	5	7	5.22	43	0	0	0	1	2	69	75	50	40	8	37	
Brian Parker	0	0	5.40	4	0	0	0	0	1	5	9	5	3	0	6	
Wilfredo Perez	2	4	2.88	26	0	0	0	2	4	56.1	44	21	18	0	69	
Chris Ray	0	0	18.00	1	0	0	0	0	0	1	3	2	2	0	1	
Jake Renshaw	9	11	5.11	27	25	0	0	0	0	135	143	82	77	11	96	
Ryan Rodriguez	5	3	3.10	47	0	0	0	4	6	69.2	63	35	24	4	41	
Kyle Schmidt	4	4	3.57	23	14	0	0	1	1	98.1	86	49	39	17	77	
Chad Thall	1	0	2.70	30	1	0	0	9	11	43.1	36	16	13	2	44	
Jaime Walker	0	0	0.00	1	0	0	0	0	0	1	1	0	0	0	0	

GENERAL TEAM
INFO

MANAGEMENT



2012 REVIEW

CAROLINA
LEAGUE



HISTORY



2009 Keys Statistics

GENERAL TEAM INFO

BATTERS	AVG	G	AB	R	H	2B	3B	HR	RBI	TB	BB	IBB	SO	SB	CS	OBP	SLG	OPS
Ryan Adams	.288	59	215	27	62	14	0	2	25	82	19	0	41	2	4	.349	.381	.730
Matt Angle	.289	123	478	78	138	17	4	1	32	166	59	0	72	40	12	.370	.347	.717
Kraig Binick	.225	55	204	32	46	7	0	5	25	68	12	0	21	9	0	.286	.333	.619
Buck Britton	.243	13	37	3	9	1	0	0	2	10	2	0	7	2	1	.282	.270	.552
Rodolfo Cardona	.238	14	42	2	10	1	1	0	1	13	1	0	16	1	1	.250	.310	.560
David Cash	.219	69	215	17	47	3	1	0	17	52	8	0	54	6	5	.252	.242	.494
Wally Crancer	.302	64	215	29	65	8	2	8	34	101	13	1	40	0	3	.342	.470	.812

MANAGEMENT

Pedro Florimon	.267	115	430	76	115	32	5	9	68	184	42	1	107	26	9	.336	.428	.764
Tyler Henson	.267	125	460	68	123	31	2	8	71	182	38	1	125	18	6	.329	.396	.724
Kyle Hudson	.250	6	20	4	5	0	0	0	0	5	4	0	6	3	0	.400	.250	.650
Caleb Joseph	.284	104	380	50	108	23	2	12	60	171	26	1	64	2	1	.337	.450	.787
Billy Killian	.216	33	97	13	21	1	0	0	9	22	9	0	21	0	0	.280	.227	.507
Joseph Mahoney	.267	7	30	2	8	4	0	1	5	15	0	0	10	0	1	.258	.500	.758
Greg Miclat	.208	6	24	4	5	1	0	0	1	6	3	0	4	1	0	.296	.250	.546



Lou Montanez	.333	2	9	0	3	0	0	0	2	3	0	0	0	0	0	.300	.333	.633
Billy Rowell	.225	120	423	51	95	20	0	9	39	142	35	0	122	3	2	.284	.336	.620
Jedidiah Stephen	.150	6	20	3	3	1	0	0	1	4	1	0	11	0	0	.190	.200	.390
Bobby Stevens	.272	81	246	39	67	9	1	7	25	99	23	2	79	10	6	.361	.402	.764
Matthew Tucker	.317	41	139	19	44	8	2	4	20	68	15	0	32	1	5	.386	.489	.875
Chris Vinyard	.208	34	125	12	26	5	0	4	15	43	15	0	30	0	1	.289	.344	.633
Brandon Waring	.273	128	473	70	129	35	2	26	90	246	51	3	121	5	3	.354	.520	.874
Jason White	.195	13	41	6	8	0	0	0	4	8	6	0	15	1	1	.327	.195	.522
Robert Widlansky	.340	86	326	49	111	31	1	7	59	165	29	2	48	5	1	.395	.506	.901

2012 REVIEW

PITCHERS	W	L	ERA	G	GS	CG	SHO	SV	IP	H	R	ER	BB	SO
Andrew Barb	0	0	3.93	10	0	0	0	1	18.1	15	10	8	13	18
Tim Bascom	4	5	3.40	12	11	0	0	0	53.0	59	35	20	13	32
Pedro Beato	5	7	4.53	20	20	1	0	0	105.1	125	60	53	40	70
Brett Bordes	3	4	8.23	27	0	0	0	1	27.1	36	29	25	25	15
Zach Britton	9	6	2.70	25	24	0	0	0	140.0	123	64	42	55	131
Zach Clark	0	0	1.13	4	0	0	0	0	8.0	4	2	1	2	7
Brandon Cooney	0	2	0.60	12	0	0	0	6	15.0	7	3	1	2	12

CAROLINA LEAGUE

Pat Egan	2	3	1.33	20	2	0	0	2	47.1	27	8	7	9	33
Joe Esposito	1	2	4.46	20	0	0	0	3	40.1	37	21	20	22	41
Cliff Flagello	1	2	7.55	21	0	0	0	1	31.0	41	34	26	25	27
Eddie Gamboa	4	0	0.55	14	0	0	0	1	33.0	27	3	2	7	29
Sean Gleason	4	9	4.93	18	17	0	0	0	96.2	114	63	53	31	61
Rich Hill	0	1	3.00	1	1	0	0	0	3.0	1	1	1	0	3
Brett Jacobson	1	2	6.30	7	0	0	0	0	10.0	7	7	7	9	11
Pat Kantakevich	1	0	1.50	1	1	0	0	0	6.0	5	2	1	0	3
Luis Lebron	2	3	3.00	28	0	0	0	11	33.0	20	11	11	20	52
John Mariotti	1	2	4.37	7	2	0	0	0	22.2	19	12	11	9	21



Shane Mathews	0	0	27.00	2	0	0	0	0	2.0	8	6	6	1	1
Brian Matusz	4	2	2.16	11	11	0	0	0	66.2	56	22	16	21	75
Kenny Moreland	4	2	4.72	9	9	0	0	0	47.2	43	26	25	7	29
Nathan Nery	4	5	5.00	19	19	1	0	0	99.0	117	62	55	33	73
Ryan Ouellette	0	1	3.38	11	0	0	0	1	18.2	18	9	7	2	14
Brian Parker	4	3	4.31	35	0	0	0	0	64.2	59	35	31	26	64
Jake Renshaw	1	0	2.08	5	0	0	0	0	8.2	8	3	2	5	7
Ryan Rodriguez	1	0	0.00	14	0	0	0	4	15.0	9	0	0	4	15
Chris Salberg	1	3	6.80	16	5	0	0	0	41.0	49	40	31	28	26
Dennis Sarfate	1	0	9.00	1	0	0	0	0	2.0	2	2	2	1	2
Chorve Spooner	0	2	9.42	4	4	0	0	0	14.1	17	16	15	14	12
Jake Stevens	5	6	4.42	34	0	0	0	0	59.0	65	37	29	31	49
Richard Zagone	1	3	5.10	13	13	0	0	0	67.0	70	41	38	22	59

HISTORY

Ryan Ouellette	0	1	3.38	11	0	0	0	1	18.2	18	9	7	2	14
Brian Parker	4	3	4.31	35	0	0	0	0	64.2	59	35	31	26	64
Jake Renshaw	1	0	2.08	5	0	0	0	0	8.2	8	3	2	5	7
Ryan Rodriguez	1	0	0.00	14	0	0	0	4	15.0	9	0	0	4	15
Chris Salberg	1	3	6.80	16	5	0	0	0	41.0	49	40	31	28	26
Dennis Sarfate	1	0	9.00	1	0	0	0	0	2.0	2	2	2	1	2
Chorve Spooner	0	2	9.42	4	4	0	0	0	14.1	17	16	15	14	12
Jake Stevens	5	6	4.42	34	0	0	0	0	59.0	65	37	29	31	49
Richard Zagone	1	3	5.10	13	13	0	0	0	67.0	70	41	38	22	59



2010 Keys Statistics

BATTERS	AVG	G	AB	R	H	2B	3B	HR	RBI	TB	BB	SO	SB	OBP	SLG	OPS
Miguel Abreu	.273	82	311	42	85	16	2	7	49	126	13	39	9	.310	.405	.715
Xavier Avery	.280	109	447	73	125	25	6	4	48	174	42	96	28	.349	.389	.738
Luis Bernardo	.167	37	120	9	20	4	0	2	8	30	8	32	2	.223	.250	.473
Buck Britton	.260	99	334	35	87	16	2	5	48	122	22	54	2	.314	.365	.679
Phillip Britton	.229	26	83	7	19	5	0	1	11	27	2	12	1	.244	.325	.569
Brian Conley	.222	16	45	2	10	0	1	1	4	15	4	8	1	.280	.333	.613
Wally Crancer	.225	12	40	7	9	3	0	0	5	12	4	6	0	.311	.300	.611
Pedro Florimon	.288	62	222	32	64	10	4	4	33	94	20	52	8	.361	.423	.785
Mychal Givens	.500	1	4	2	2	0	0	0	1	2	0	0	0	.600	.500	1.100
LJ Hoes	.278	97	353	52	98	19	2	3	44	130	53	70	10	.375	.368	.743
Kyle Hudson	.260	136	516	83	134	17	3	0	28	157	62	129	40	.348	.304	.652
Jacob Julius	.285	65	221	38	63	15	0	12	50	114	23	67	6	.369	.516	.885
Joe Mahoney	.299	72	271	37	81	18	0	9	49	126	22	56	5	.358	.465	.823
Greg Miclat	.311	48	164	30	51	12	0	1	19	66	20	27	8	.403	.402	.806
Michael Mooney	.122	16	41	4	5	0	0	0	3	5	5	9	1	.234	.122	.356
Kyle Moore	.000	1	2	0	0	0	0	0	0	0	0	1	0	.000	.000	.000
Felix Pie	.417	3	12	3	5	0	0	0	2	5	2	2	0	.500	.417	.917
Billy Rowell	.275	117	436	62	120	25	0	11	61	178	43	153	9	.348	.408	.756
Jonathan Schoop	.238	6	21	5	5	3	0	0	3	8	1	4	0	.273	.381	.654
Bobby Stevens	.256	95	266	46	68	9	2	4	39	93	29	67	11	.354	.350	.704
Tyler Townsend	.284	19	67	6	19	5	2	3	14	37	10	15	1	.385	.552	.937
Brian Ward	.199	83	236	28	47	7	0	2	30	60	39	58	2	.322	.254	.576
Ronnie Welty	.282	130	504	86	142	32	3	18	82	234	47	159	11	.349	.464	.814
Jason White	.308	6	13	2	4	1	0	0	1	5	4	6	2	.500	.385	.885
Team	.267	140	4729	691	1263	242	27	87	632	1820	475	1122	157	.343	.385	.728
PITCHERS	W	L	ERA	G	GS	CG	SHO	SV	IP	H	R	ER	BB	SO		
Ryan Berry	2	2	3.04	17	12	0	0	2	71.0	57	30	24	25	63		
Bretty Bordes	4	3	3.40	43	0	0	0	2	45.0	31	20	17	29	42		
Zach Clark	2	3	5.25	9	9	0	0	0	48.0	58	31	28	12	38		
Brandon Cooney	2	0	0.55	14	0	0	0	6	16.1	12	2	1	7	19		
Jose Diaz	3	0	1.69	26	0	0	0	12	26.2	21	5	5	9	33		
Josh Dowdy	1	0	9.20	14	0	0	0	3	14.2	24	15	15	9	16		
Oliver Drake	6	6	4.36	24	21	0	0	0	128.0	135	70	62	37	100		
Jose Duran	5	3	3.73	28	0	0	0	1	62.2	57	29	26	36	57		
Sean Gleason	1	4	3.02	24	0	0	0	3	41.2	43	20	14	10	48		
Brett Jacobson	8	1	2.79	34	0	0	0	1	71.0	67	37	22	24	67		
Jim Johnson	0	0	3.00	2	0	0	0	0	3.0	6	1	1	0	1		
John Mariotti	3	6	4.08	41	0	0	0	3	75.0	77	42	34	46	34		
Cole McCurry	5	6	4.23	30	12	0	0	2	95.2	90	60	45	46	101		
Nathan Moreau	4	5	5.29	10	10	1	1	0	49.1	43	29	29	22	39		
Kenny Moreland	2	3	5.80	12	9	0	0	0	49.2	59	37	32	12	37		
Nathan Nery	5	9	5.04	25	14	0	0	0	105.1	128	67	59	30	59		
Luis Noel	3	2	6.18	11	10	0	0	0	51.0	57	37	35	23	46		
Ryan O'Shea	7	8	3.84	28	28	0	0	0	140.2	148	73	60	64	105		
Raul Rivero	3	1	3.27	22	0	0	0	0	44.0	40	21	16	16	49		
Will Startup	1	0	0.00	3	0	0	0	0	6.2	4	0	0	3	1		
Bobby Stevens	0	0	6.00	3	0	0	0	0	3.0	5	2	2	2	4		
Richard Zagone	5	6	3.20	15	15	1	0	0	78.2	79	42	28	22	54		
Team	72	68	4.06	140	140	2	4	35	1227.0	1241	670	553	484	1013		

GENERAL TEAM
INFO

MANAGEMENT



2012 REVIEW

CAROLINA
LEAGUE



HISTORY



2011 Keys Statistics

GENERAL TEAM INFO

BATTERS	AVG	G	AB	R	H	2B	3B	HR	RBI	TB	BB	SO	SB	CS	OBP	SLG	OPS
Miguel Abreu	.255	96	361	32	92	18	3	5	43	131	14	39	31	7	.286	.363	.649
Aaron Baker	.386	12	44	8	17	3	0	2	9	26	6	9	0	0	.472	.591	1.063
Luis Bernardo	.152	11	33	1	5	0	0	0	6	5	4	4	0	0	.237	.152	.388
Buck Britton	.341	25	91	9	31	9	0	3	30	49	8	7	1	1	.400	.538	.938
Steven Bumbry	.245	109	372	67	91	26	3	11	37	156	67	124	11	9	.364	.419	.783
Brian Conley	.133	7	15	1	2	1	0	0	2	3	2	3	2	0	.316	.200	.516
Justin Dalles	.223	36	112	9	25	4	0	1	8	32	8	30	0	0	.287	.286	.573
Glynn Davis	.250	1	4	0	1	0	0	0	0	1	0	1	0	0	.250	.250	.500
Adam Donachie	.221	22	68	8	15	3	0	3	10	27	8	20	0	0	.299	.397	.696
Michael Flacco	.250	50	168	21	42	10	2	5	22	71	19	42	3	2	.351	.423	.773
LJ Hoes	.241	41	158	23	38	7	0	3	17	54	10	25	4	2	.297	.342	.638
Kyle Hudson	.279	23	86	12	24	3	0	0	2	27	10	16	8	6	.354	.314	.668
Jacob Julius	.170	77	241	22	41	7	0	8	30	72	16	88	3	5	.226	.299	.525
Tyler Kolodny	.249	67	229	28	57	13	0	4	21	82	23	48	7	6	.357	.358	.715
Manny Machado	.245	63	237	24	58	12	3	5	26	91	22	48	8	5	.308	.384	.692
Joe Mahoney	.500	3	8	0	4	2	0	0	2	6	4	1	0	0	.667	.750	1.417
Dale Mollenhauer	.237	125	409	51	97	18	1	7	33	138	57	100	30	9	.327	.337	.664
Kyle Moore	.000	10	15	0	0	0	0	0	0	0	1	7	0	0	.063	.000	.063
Trent Mumme	.293	15	58	13	17	2	2	1	10	26	6	8	7	1	.369	.448	.818
Joe Oliveira	.308	9	26	3	8	1	1	1	2	14	2	3	1	0	.357	.538	.896
Michael Rooney	.192	40	99	11	19	4	0	0	3	23	7	20	3	3	.264	.232	.496
Garabaz Rosa	.212	53	179	15	38	7	1	2	16	53	3	47	3	0	.225	.296	.521
Jonathan Schoop	.271	77	299	37	81	12	2	5	37	112	22	44	6	3	.329	.375	.704
Kipp Schutz	.212	87	306	39	65	20	0	7	36	106	22	74	6	9	.266	.346	.612
Bobby Stevens	.234	79	252	48	59	8	2	8	27	95	31	55	7	6	.339	.377	.716
Tyler Townsend	.317	67	252	43	80	24	2	13	50	147	11	64	2	2	.358	.583	.941
Brian Ward	.254	104	335	43	85	22	0	7	32	128	42	54	9	2	.339	.382	.721
TEAM	.245	139	4466	569	1093	236	22	101	511	1676	427	982	152	78	.318	.375	.694

MANAGEMENT



2012 REVIEW

PITCHERS	W	L	ERA	G	GS	CG	SHO	SV	IP	H	R	ER	HR	BB	SO
Mitch Atkins	0	1	3.00	2	2	0	0	0	9.0	7	3	3	1	0	14
Tim Bascom	1	0	0.00	1	1	0	0	0	6.0	4	0	0	0	2	7
Ryan Berry	0	0	0.00	1	1	0	0	0	4.0	3	0	0	0	0	4
Bobby Bundy	11	5	2.75	20	20	1	0	0	121.0	102	43	37	8	31	100
Scott Copeland	3	2	2.14	6	6	0	0	0	33.2	25	8	8	0	15	22
Josh Dowdy	0	1	10.12	2	0	0	0	0	2.2	3	3	3	0	3	2
Oliver Drake	8	3	2.14	14	13	2	1	0	96.2	78	27	23	1	18	80
DJ Ferguson	0	1	10.12	1	1	0	0	0	2.2	3	3	3	0	4	1
Sean Gleason	1	3	4.53	50	0	0	0	32	47.2	38	24	24	5	19	58
Jason Gurka	1	1	3.18	20	0	0	0	1	28.1	19	10	10	2	9	34
Nick Haughian	8	7	3.67	27	21	1	1	0	135.0	134	62	55	9	40	102
Randy Henry	0	3	3.60	9	0	0	0	1	15.0	17	6	6	1	2	11
Dan Klein	0	1	1.15	7	0	0	0	0	15.2	9	2	2	2	3	21
Brian Matusz	0	0	2.25	1	1	0	0	0	4.0	2	1	1	0	2	2
Cole McMurry	0	0	0.00	1	0	0	0	0	1.0	0	0	0	0	0	1
Justin Moore	3	0	3.40	33	0	0	0	1	55.2	41	22	21	4	27	43
Kyle Moore	0	0	0.00	1	0	0	0	0	1.0	0	0	0	0	1	0
Nathan Moreau	11	12	4.40	27	26	0	0	0	141.0	133	80	69	13	60	106
Kenny Moreland	2	0	3.41	36	0	0	0	1	60.2	53	23	23	7	13	41
Ryan O'Shea	3	6	3.09	25	8	0	0	2	75.2	66	28	26	8	23	54
Chris Petrini	2	2	2.08	30	0	0	0	3	47.2	35	15	11	3	21	53
Jacob Pettit	7	0	1.62	10	10	0	0	0	55.2	42	12	10	4	15	41
Jacob Rasner	1	2	10.45	7	4	0	0	0	20.2	35	29	24	3	9	11
Clayton Schrader	1	1	1.13	15	0	0	0	3	24.0	8	3	3	1	19	35
Will Startup	3	0	3.14	25	0	0	0	1	48.2	38	18	17	6	14	38
Ryohei Tanaka	9	5	3.33	23	18	0	0	1	113.2	118	47	42	9	18	84
Ashur Tolliver	1	1	3.00	5	0	0	0	1	9.0	8	3	3	2	0	8
Richard Zagone	4	2	2.97	7	7	0	0	0	36.1	31	16	12	3	14	27
TEAM	80	59	3.22	139	139	4	12	47	1212.0	1052	488	433	92	382	1001

CAROLINA LEAGUE



HISTORY



APRIL

Sunday	Monday	Tuesday	Wednesday	Thursday	Friday	Saturday
	1	2	3	4	5 SAL 7:00	6 SAL 2:00
7 SAL 2:00	8	9 W-S	10 W-S 7:00	11 W-S 7:00	12 WIL 7:05	13 WIL 6:05
14 WIL 1:35	15 LYN 7:00	16 LYN 7:00	17 LYN 7:00	18 POT 7:05	19 POT 7:05	20 POT 6:35
21 POT 1:05	22 MYR 7:05	23 MYR 7:05	24 MYR 7:05	25 MYR 7:05	26 CAR 7:00	27 CAR 2:00
28 CAR 2:00	29 MYR 7:00	30 MYR 7:00				

MAY

Sunday	Monday	Tuesday	Wednesday	Thursday	Friday	Saturday
			1 MYR 7:00	2 MYR 11:00 AM	3 CAR 7:15	4 CAR 6:15
5 CAR 2:00	6 W-S 7:00	7 W-S 7:00	8 W-S 11:00 AM	9	10 WIL 7:00	11 WIL 6:00
12 WIL 2:00	13 WIL 7:00	14 LYN 6:05	15 LYN 6:05	16 LYN 6:05	17 SAL 7:05	18 SAL 6:05
19 SAL 4:05	20	21 POT 7:00	22 POT 7:00	23 POT 11:00 AM	24 SAL 7:00	25 SAL 6:00
26 SAL 6:00	27 W-S 5:00	28 W-S 7:00	29 W-S 7:00	30 W-S 7:00	31 WIL 7:05	

JUNE

Sunday	Monday	Tuesday	Wednesday	Thursday	Friday	Saturday
						1 WIL 6:05
2 WIL 1:35	3 LYN 7:00	4 LYN 7:00	5 LYN 7:00	6 LYN 7:00	7 POT 7:05	8 POT 6:35
9 POT 1:05	10 MYR 7:05	11 MYR 7:05	12 MYR 7:05	13 POT 7:00	14 POT 7:00	15 POT 6:00
16 POT 2:00	17	18 All-Star Game	19	20	21 MYR 7:00	22 MYR 6:00
23 MYR 5:00	24 CAR 7:15	25 CAR 7:15	26 CAR 11:00 AM	27 W-S 7:15	28 W-S 7:00	29 W-S 6:00

JULY

Sunday	Monday	Tuesday	Wednesday	Thursday	Friday	Saturday
	1 WIL 7:00	2 WIL 7:00	3 WIL 6:00	4 LYN 7:05	5 LYN 7:05	6 LYN 6:05
7	8 WIL 7:05	9 WIL 7:05	10 WIL 7:05	11 WIL 7:05	12 CAR 7:00	13 CAR 6:00
14 CAR 6:00	15 CAR 7:00	16	17 SAL 7:05	18 SAL 12:00	19 SAL 7:00	20 SAL 6:00
21 W-S 5:00	22 W-S 7:00	23 W-S 7:00	24 SAL 7:05	25 SAL 7:05	26 SAL 7:05	27 SAL 6:05
28	29 LYN 7:00	30 LYN 7:00	31 LYN 7:00			

AUGUST

Sunday	Monday	Tuesday	Wednesday	Thursday	Friday	Saturday
				1 CAR 7:15	2 CAR 7:15	3 CAR 6:15
4 MYR 6:05	5 MYR 7:05	6 MYR 7:05	7	8 CAR 7:00	9 CAR 7:00	10 CAR 6:00
11 MYR 2:00	12 MYR 7:00	13 MYR 7:00	14 POT 7:05	15 POT 7:05	16 POT 7:05	17 W-S 6:00
18 W-S 2:00	19 WIL 7:00	20 WIL 7:00	21 WIL 7:00	22 WIL 7:00	23 WIL 7:00	24 LYN 6:05
25 LYN 6:05	26 LYN 7:05	27 LYN 7:05	28 SAL 7:05	29 SAL 7:05	30 SAL 7:05	31 POT 6:00

SEPTEMBER

Sunday	Monday	Tuesday	Wednesday	Thursday	Friday	Saturday
1 POT 6:00	2 POT 2:00	3	4 CAROLINA LEAGUE PLAYOFFS	5	6	7
8	9	10	11 CAROLINA LEAGUE PLAYOFFS	12	13	14

2013

1.877.8.GO.KEYS

21 Stadium Drive, Frederick, MD 21703