

2012 MEDIA GUIDE

Presented by



PROVENA
Mercy Medical Center





**Tuesday, June 19 Fan Fest starts at 11:30 a.m.
Gametime 6:00 p.m.**

The Cougars will host the 2012 Midwest League All-Star Game on Tuesday, June 19 at 6 p.m. That day, the Cougars will also host an All-Star Game Fan Fest to precede the evening game. The fan-friendly event will feature a variety of baseball-themed fun including music, on-field fan opportunities, autograph sessions, food and more. The Fan Fest will also include the popular "Sunday Funday" entertainment that was featured last season at the ballpark, including face painters, balloon artists and interactive displays.

The league's 48th annual mid-season game featuring future Major League stars will be the fourth occasion in which the Cougars have hosted, most recently in 2007 as well as in 2000 and in 1993. Past Midwest League All-Stars include Alex Rodriguez, Miguel Cabrera and Prince Fielder. Get ready for some of the best baseball action you can find, along with entertainment from the Zooperstars, the Chicago Cubs Dixieland Band, Jesse White Tumblers and a special appearance by famed Chicago White Sox organist Nancy Faust. Wayne Messmer will also perform his stirring rendition of the National Anthem before the game. We'll light up the sky following the game for one of the best fireworks shows you've ever seen!

For tickets stop by the Box Office or call 630-232-8811

KECCOUGARS.COM



FIFTH THIRD BANK

BALLPARK

STADIUM INFORMATION

2012 Schedule	2
Stadium Map	3
Ownership Information	3
Fifth Third Bank Ballpark	4
General Information	5

MEET THE COUGARS

Front Office Staff	6
Field Staff	14
Pitching Staff	16
Position Players	18

YEAR IN REVIEW

2011 Season Summary	22
Day-by-Day Results	26
2011 Notables	28
2011 Top Ten Attendance Dates	28
2011 Individual Statistics	29
Year in review	30
Organizational Highlights	32
2011 Season Roster	34

MIDWEST LEAGUE

League/Staff Info, Division, Map, Mileage Chart	36
2012 Playoff Information	38
Midwest League Teams Information	40
2011 Final Standings	47
2011 League Stats and Leaders	48
Midwest League Visiting Team Hotels	50

COUGARS HISTORY

Statistical Leaders	52
Major League Alumni (Coaches and Players)	60
Chronology of MLB Debuts, total by team	66
Cougars Managerial History	68
Chronology of MLB Debut	70
All-Time MWL All Stars	72
Post Season History	74
MVP's, No-hitters, Playoff History	76
Attendance Records	76
Prominent Cougars Alumni Statistics	76
Team Records by Affiliates, All-Time Statistics	78

KANSAS CITY ROYALS

Royals Overview	80
Contact Information and Team Directory	81
2011 Royals Draft Picks	82
Organizational Top Ten Prospects	83
Royals Affiliates	84
2011 Affiliate Statistics	86

QUICK REFERENCE

Medical Glossary	95
Ground Rules	96
Pre-Game Schedule	97
Media Contacts & Broadcast Information	98
Media Credentials and Regulations	99

APRIL						
SUN	MON	TUES	WED	THUR	FRI	SAT
1	2	3	4	5	6	7 @QC
8	9 BEL 1:00	10 BEL Noon	11 BEL 11:00	12 @BUR	13 @BUR	14 @BUR
15	16 @BEL	17 @BEL	18 @BEL	19 FW 6:00	20 FW 6:00	21 FW 1:00
22 LC 1:00	23 LC Noon	24 LC 11:00	25 @LAN	26 @LAN	27 @LAN	28 @GL
29 @GL	30 @GL	Game Times, Fireworks Dates and Special Event dates subject to change				

JUNE						
SUN	MON	TUES	WED	THUR	FRI	SAT
3 PEO 1:00	4 PEO 6:30	5 PEO 6:30	6 QC 6:30	7 QC 6:30	8 QC 6:30	9 @PEO
10 @PEO	11 @PEO	12 @PEO	13 @QC	14 @QC	15 CR 6:30	16 CR 6:30
17 CR 1:00	18 @PEO	19 @PEO	20 @QC	21 @QC	22 @CLI	23 @CLI
24 @CLI	25 BEL 6:30	26 BEL 6:30	27 BEL Noon	28 BUR 6:30	29 BUR 6:30	30 BUR 6:30

AUGUST/SEPTEMBER						
SUN	MON	TUES	WED	THUR	FRI	SAT
5 CR 1:00	6 CR 6:30	7 CR 6:30	8 @CLI	9 @CLI	10 @CLI	11 @CR
12 @CR	13 @CR	14 @CR	15 CLI 6:30	16 CLI 6:30	17 CLI 6:30	18 @BUR
19 @BUR	20 @BUR	21 @BUR	22 @QC	23 @QC	24 @QC	25 BUR 6:30
26 BUR 1:00	27 BUR 6:30	28 BUR 6:30	29 @QC	30 @QC	31 @QC	SEPT 1 PEO 6:30
2 PEO 6:30	3 PEO 1:00	MIDWEST LEAGUE PLAYOFFS Sept. 5-17				

MAY						
SUN	MON	TUES	WED	THUR	FRI	SAT
6 @BEL	7 @BEL	8 @BEL	9 CLI 6:00	10 CLI 6:00	11 CLI 6:30	12 WIS 6:30
13 WIS 1:00	14 WIS Noon	15 WIS 11:00	16 @CR	17 @CR	18 @CR	19 @WIS
20 @WIS	21 @WIS	22 @WIS	23 BUR 6:00	24 BUR 6:00	25 BUR 6:30	26 BEL 6:30
27 BEL 6:30	28 BEL 1:00	29 BEL 11:00	30 @CLI	31 @CLI		

JULY						
SUN	MON	TUES	WED	THUR	FRI	SAT
1 @PEO	2 @PEO	3 @PEO	4 QC 6:30	5 QC 6:30	6 QC 6:30	7 @WIS
8 @WIS	9 @WIS	10 @WIS	11 SB 6:30	12 SB 6:30	13 SB 6:30	14 WM 6:30
15 WM 5:00	16 WM 6:30	17 WM 6:30	18 @BG	19 @BG	20 @BG	21 @DAY
22 @DAY	23 @DAY	24 @DAY	25 WIS 6:30	26 WIS 6:30	27 WIS 6:30	28 QC 6:30
29 QC 5:00	30 QC Noon	31 @BEL	Peanut Free Night July 26th			

SPECIAL GUEST PERFORMERS

MYRON NOODLEMAN

The ZOODERSTARS

BRITZERK

B-BOY MCCOY

NO WAY!

DAVE "NO WAY" BURLET

NANCY FAUST

JESSE WHITE TUMBLERS

Dates are subject to change.

2012

GAME SCHEDULE

EASTERN DIVISION BG-Bowling Green Hot Rods (RAVS) DAY-Dayton Dragons (REDS) FW-Fort Wayne Tin Caps (PADRES) GL-Great Lakes Loons (DODGERS) LC-Lake County Captains (INDIANS) LAN-Lansing Lugnuts (BLUE JAYS) SB-South Bend Silver Hawks (DIAMONDBACKS) WM-West Michigan Whitecaps (TIGERS)

WESTERN DIVISION BEL-Beloit Snappers (TWINS) BUR-Burlington Bees (A'S) CR-Cedar Rapids Kernels (ANGELS) CLI-Clinton LumberKings (MARINERS) PEO-Peoria Chiefs (CUBS) QC-Quad Cities River Bandits (CARDINALS) WIS-Wisconsin Timber Rattlers (BREWERS)

HOME GAMES HOME GAMES WITH FIREWORKS





STADIUM OWNERSHIP



The Forest Preserve District of Kane County

1996 S. Kirk Rd., Suite 320, Geneva, IL 60134

President: John Hoscheit

Executive Director: Monica Meyers

Kane County Forest Preserve

Office Number: (630) 232-5980

Mailing Address: One Cougar Trail Geneva, IL 60134

Phone: (630) 232-8811 **Fax:** (630) 232-8815

Web: www.kccougars.com

E-mail: info@kccougars.com

Seating Cap: 7,400 + lawn seating area

Dimensions: LF - 335 ft. CF - 400 ft. RF - 335 ft.

Stadium Name: Fifth Third Bank Ballpark

Directions From the:

East/West

I-88 to Farnsworth Ave. North exit. North five miles to Cougar Trail, left into stadium complex.

North

Route 59 south to Route 64 (North Ave.) west to Kirk Rd, south past Route 38 to Cougar Trail, right into stadium.

Northwest

I-90 to Randall Road south exit, south to Fabyan Parkway, east to Kirk Road, north to Cougar Trail, left into stadium complex.





FIFTH THIRD BANK BALLPARK



The Kane County Cougars, in conjunction with Fifth Third Bank, announced a five-year sponsorship agreement last December that has renamed Elfstrom Stadium. Philip B. Elfstrom Stadium, as it was originally named when opening as the home of the Cougars in 1991, is now officially known as Fifth Third Bank Ballpark.

As part of the renaming process, the Kane County Events Center has been renamed as the Philip B. Elfstrom Events Center to honor the man who was instrumental in bringing minor league baseball to Kane County. Elfstrom, the former Kane County Forest Preserve president and Chairman of the Kane County Board, is regarded as a baseball visionary for building a minor league baseball stadium in the shadows of two Major League clubs and bringing Class-A baseball more than 20 years ago to the western suburbs of Chicago.

"We're thrilled to announce our multi-year partnership with Fifth Third Bank," said Curtis Haug, Kane County Cougars General Manager. "This commitment will allow the Cougars organization to keep our brand of family entertainment affordable in the years to come."

"As we have enjoyed a substantial presence throughout Kane County and its neighboring communities, we are excited to partner our brand with the Kane County Cougars," said Robert A. Sullivan, President & CEO, Fifth Third Bank (Chicago). "In 2011, Fifth Third Bank celebrated 10 years in the Chicagoland area and opportunities such as this allow us to further deepen our roots, and demonstrate our commitment as a strong community partner and the one bank people most value and trust."





GENERAL INFORMATION

Tickets are available by phone at (630) 232-8811 or in person at the Cougars box office. In-season office hours are:

Monday-Friday 9 a.m.-5 p.m.

Saturday 9 a.m.-1 p.m.

Open until end of game on game nights.

Prices:

Box Seats: \$12-\$14

Reserved Seats: \$10-\$12

Lawn Seats: \$8-\$10

Parking: General Parking \$5
Preferred Parking \$10

Tickets also available online @ www.kccougars.com.

Orders with credit card may also be faxed to

(630) 232-8815. Mail orders (paid with a credit card number or check) may be sent to the stadium address on the previous page.

The Cougars reserve the right to substitute location and seat type.

Class A Midwest League

One Cougar Trail, Geneva, IL 60134

(630) 232-8811 Fax: (630) 232-8815

Website: www.kccougars.com

E-mail: info@kccougars.com

Affiliation: Kansas City Royals (2nd season)

Years In League: 1991-present

Operated by: Cougars Baseball Partnership/
American Sports Enterprises, Inc.

Managing Partners: Mike Woleben,
Mike Murtaugh



MEET THE COUGARS

MANAGEMENT



MIKE WOLEBEN, Managing Partner

Mike begins his 22nd season with the Cougars...graduated from Yale University and received his M.B.A. from the University of Chicago...family includes wife Sandy, daughters Kit, Carrie (Ed, children Chris and Megan) and son Matt (Stacey, children Jack and Tyler)...hobbies and interests include Portuguese Water Dogs...most enjoyable part of his job is seeing fans having such a great time during a Cougars game, that they don't care who wins or loses...family resides in Northbrook.



MIKE MURTAUGH, Managing Partner

Mike begins his 22nd season with the Cougars...graduated from Holy Cross College and received his J.D. from the University of Illinois...family includes wife Paula, sons Michael and Patrick along with daughter Jennifer (Dave, children Charlie, Mim, and Tommy)...hobbies include keeping up with his grandchildren...most enjoyable part of his job is establishing and continuing to improve upon the Cougars experience as a centerpiece of family entertainment in the western suburbs...family resides in Winnetka.



CURTIS HAUG, General Manager

Curtis begins his 19th season with the Cougars, his 1st season as General Manager, and 22nd season in Minor League Baseball, spending three years working for the Charleston Wheelers prior to coming to the Cougars....Curtis played baseball at Florida Southern College for three years prior to graduating from North Central College....enjoys playing golf and the relationships that he has developed over the years with clients, staff, fans, and vendors but most of all he enjoys spending time with his family...resides on a farm in Yorkville with wife Shannon and daughters Kiley & Kendall.

MEET THE COUGARS

FINANCE/ACCOUNTING



DOUGLAS CZURYLO,
Senior Director of Finance and Administration

This is Doug's 16th season with the Cougars...obtained both a Bachelor's and Master's degree from Northern Illinois University...currently resides in Plainfield with wife Lisa, and children Ashleigh, Brandon and Madison.



LANCE BUHMANN,
Finance/Accounting Manager

This is Lance's eighth season with the Cougars...graduated from Aurora University...enjoys spending time with girlfriend Susan and their miniature Westie, Ice...also enjoys golfing and watching college football and baseball...resides in Streamwood.





MEET THE COUGARS

TICKET OPERATIONS



AMY MASON, Director of Ticket Services

This is Amy's 19th season with the Cougars... graduated from Illinois State University and received her Master's Degree at Western Illinois University...prior to joining the Cougars, Amy interned for the Florida State University Athletics business office...favorite team is the Cubs...resides in DeKalb.



PAUL QUILLIA, Senior Ticket Operations Representative

This is Paul's third season with the Cougars... graduated from Indiana University and received his Master's degree from Western Illinois University...enjoys interacting with people in the community about the Cougars... enjoys attending sporting events, going to local concerts and being around friends and family...resides in Downers Grove.



LISA CARRILLO, Ticket Operations Representative

This will be Lisa's first season with the Cougars...graduated from Benedictine University...enjoys playing tennis and spending time in the city...hometown is Tucson, Arizona...resides in Aurora.

TICKET SALES



R. MICHAEL PATTERSON, Senior Director, Ticketing

Michael begins his ninth season with the Cougars...graduated from DePauw University and played collegiate baseball there... before coming to the Cougars, worked for the Atlanta Hawks, Carolina Panthers and San Francisco Giants...hobbies and interests include studying and spotting birds of prey, along with Formula 1 Racing and the Chicago Bulls...resides in Batavia with wife Kit and daughters Clara and Mimi.

MEET THE COUGARS

TICKET SALES



ALEX MILLER, Sr. Ticket Sales Representative

This is Alex's fifth season with the Cougars... graduated from Indiana State University... prior to coming to Kane County, he worked for the Charleston (WV) Alley Cats...fan of the St. Louis Cardinals and Chicago Bears...family includes wife Jana, daughter Ella and son Easton...resides in St. Charles.



JENNI BRECHTEL,

Ticket Operations/Sales Representative

This will be Jenni's second season with the Cougars...graduated from Benedictine University...before coming to the Cougars, she worked in the Benedictine University athletic department as a Sports Information intern... enjoys karaoke, softball and baking gourmet cupcakes...resides in Hanover Park.



JOE GOLOTA, Sales Representative

This is Joe's second season with the Cougars...graduated from Drake University... enjoys following the Bears, Cubs, Bulls and Blackhawks...enjoys watching 3-D movies and attending sporting events.



DEREK WEBER, Sales Representative

This is Derek's first season with the Cougars... graduated from the University of Kansas...enjoys following the Kansas Jayhawks as well as the Royals and Chiefs...family includes wife Julie...resides in Aurora.



MEET THE COUGARS

MARKETING/PROMOTIONS




EMMET BRODERICK, Design and Graphics

This is Emmet's 14th season with the Cougars...has spent 27 years as an art director and graphic designer...graduate of the American Academy of Art in Chicago...resides in Bolingbrook with wife Karen and daughter Olivia.



HEATHER MILLS, Promotions Coordinator

This is Heather's 3rd season with the Cougars...graduated from Southeast Missouri State University...before arriving at Kane County, Heather worked for the 2009 Pacific Coast League champion Memphis Redbirds...enjoys reading, baking and following the Cubs...resides in Batavia.



DEREK HARRIGAN, Promotions Assistant

This is Derek's first season with the Cougars...graduated from the University of Iowa and is from Bellevue, Iowa...enjoys biking and swimming in his spare time...resides in North Aurora.



KEVIN SULLIVAN, Webmaster/PA Announcer

This is Kevin's 16th season with the Cougars...graduated from the University of Wisconsin...favorite sports teams include the Green Bay Packers and Wisconsin Badgers...resides in North Aurora with wife Karrie and children Fianna and Liam.



MEET THE COUGARS

MEDIA/PUBLIC RELATIONS



SHAWN TOUNEY, Director of Public Relations
Shawn Touney begins his eighth season with the Cougars. His duties include serving as liaison between media and the Cougars organization, coordinating communications and marketing efforts, as well as overseeing the Adopt-A-Cougar host family program and team logistics. Shawn, who was born and raised in downstate Decatur, graduated from Indiana University with a Bachelor's degree

in Journalism while also competing for the IU Cycling Club. Following his time at IU, Shawn earned his Master's degree in Sport Management from Western Illinois University. He and his wife, Lindsey, reside in Sugar Grove.



BILL BAKER, Media Placement Coordinator
This is Bill's 15th season with the Cougars... graduated from Northeastern Illinois State University...has been the radio voice of Northern Illinois University football and basketball since 1980...family includes wife Karen, two daughters Kim (Kolby, children Zach and Aly) and Julie (Steve, children Mason and Jesse)...resides in Montgomery.



WAYNE RANDAZZO, Radio Broadcaster
Wayne Randazzo begins his first season with the Cougars and was named the eighth broadcaster in franchise history on February 7. Randazzo is a graduate of nearby St. Charles East High School and North Central College, where he majored in broadcast communications. Randazzo spent the past four seasons in Mobile with the BayBears, Double-A affiliate of the Arizona Diamondbacks, as Director of Broadcasting. His broadcasting background also includes his current work with Chicago's Sports Radio 670 The Score, WGN Radio as well as the Big Ten Network. Randazzo resides in North Riverside.



MEET THE COUGARS

OPERATIONS



MIKE KLAFEHN,
Director of Stadium Operations

This is Mike's 15th season with the Cougars... graduated from SUNY Brockport College... prior to joining the Cougars, Mike worked for the Rochester Red Wings...favorite baseball team is the New York Yankees...resides in North Aurora with wife Jennifer.



TYLER CARTER, Head Groundskeeper

This is Tyler's first season with the Cougars... graduated from the University of Michigan and did his graduate work at Michigan State, majoring in Sports and Commercial Turf-grass Management...most recently worked for the Minnesota Twins before joining the Cougars...resides in St. Charles.



DAN KLINKHAMER, Director of Security

This is Dan's 21st season with the Cougars... graduated from Harper College...spent 29 years as St. Charles Police Department Commander...resides in St. Charles with wife Sue...family includes children Kevin, Julie, son-in-law Aaron and granddaughter Anna.



JEFF SNYDER, Stadium Maintenance Supervisor

This is Jeff's 22nd season with the Cougars...family includes children Justus and Haley...enjoys following the Cubs, Bulls, Bears, Blackhawks and NASCAR...resides in Batavia.

MEET THE COUGARS

FOOD AND BEVERAGE



JON WILLIAMS, Kitchen Manager

This is Jon's fifth year with the Cougars as a full-timer...enjoys cooking for the fans...spent 1 1/2 years at Elgin Community College in culinary school, also attended Waubesa Community College...currently resides in Saint Charles.



MIKE KOSKI, Director of Food and Beverage

This is Mike's second year with the Cougars...graduated from Northwood University and spent three years with the Great Lakes Loons and one year with the Lansing Lugnuts...enjoys attending sporting events and following Notre Dame football and Michigan State basketball...resides in Warrenville with wife Laura.



KYLE LARSON Concessions Manager

This will be Kyle's first season with the Cougars...graduated from Northern Illinois University...most enjoyable part of job is organizing everything that brings the concessions operation together...hometown is Des Plaines, currently resides in Aurora.



ROBIN HULL, Business Manager

Robin begins her sixth season as a Cougars full-timer...lists the most enjoyable part of her job as interacting with employees...graduated from Western Illinois University in 2004...resides in Lombard with husband Matt and daughter Olivia.

SUPPORT STAFF

DONNELL COLLINS, Team Photographer

FOX VALLEY ORTHOPEDICS, Team Physicians

DR. WAYNE KINZLER, Team Dentist

DR. MICHAEL J. CASSANO, Team Optometrist



MEET THE COUGARS


FIELD STAFF

Brian Buchanan - Manager




Brian Buchanan is in his third year as manager in the Kansas City system, his first at Kane County, after a two-year stint in Idaho Falls. Buchanan entered the coaching ranks after a 16-year playing career, which included the 2008-2009 seasons at Omaha. Buchanan, an All-American at the University of Virginia, was selected in the first round by the Yankees in 1994. He spent seven seasons in the Major Leagues with Minnesota (2000-2002), San Diego (2002-2004) and the New York Mets (2005), hitting .258 with 32 home runs. Buchanan played in Japan in 2007 before signing with the Royals.

Jim Brower - Pitching Coach




Jim Brower returns for his second season as the pitching coach at Kane County. Brower pitched for nine seasons in the Majors from 1999-2007 with the Indians, Reds, Expos, Giants, Braves, Orioles, Padres and Yankees. He pitched in Japan in 2008 before missing the 2009 season due to surgery. Brower finished his playing career in Italy in 2010. The right-hander led the Majors with 89 appearances in 2004 while with San Francisco.

Julio Bruno - Hitting Coach



Julio Bruno will serve as the hitting coach at Kane County in 2012 after working on the Surprise staff in 2011. He managed the Surprise Royals from 2008-2009 and was the hitting coach at Surprise in 2007. He had an 11-year professional playing career from 1990-2000 signing as a non-drafted free agent with the San Diego Padres on November 7, 1989. Bruno played in the Padres system for seven years before becoming a free agent on October 15, 1996. He signed with the Detroit Tigers and played the 97 season at Double-A after reaching the Triple-A level in 1994-96.

Mark Keiser - Athletic Trainer



Mark Keiser will be the athletic trainer in Kane County after spending last year working for the Burlington Royals, his first year in the Kansas City system. Prior to joining the Royals, Keiser was a graduate assistant athletic trainer at East Carolina University in Greenville, NC, while earning his M.S. in athletic training. Keiser graduated with a B.S. in athletic training from Ohio University in 2009. He resides in Versailles, Ohio.



David Kathmann

Strength & Conditioning Coach

David Kathmann will spend his second season with the Royals after receiving his master's (2011) and bachelor's degree (Summa Cum Laude, 2009) in exercise science from Barry University. Kathmann, a RSCC and a CSCS, brings with him experience from Barry University where he was the strength and conditioning coach for the baseball position players from 2009-2010, as well an assistant strength and conditioning coach for all sport teams from 2008-2009 under Wayne Rullen.

PITCHERS



Jason Adam - Pitcher

Height: 6-4 Throws: R Born: 8/4/91, Omaha, NE
Weight: 219 Bats: R School: Blue Valley NW HS (KS)
5th Round Draft Pick of the Kansas City Royals (2010)

Graduated from Blue Valley Northwest High in Overland Park, Kan., 2010...earned first-team All-State honors in Class 6A as a senior, going 4-3 with a 1.51 ERA and 79 strikeouts in 41.2 IP...turned down a scholarship from the University of Missouri to sign with the Royals...his sister, Kari, capped her college soccer career at Mizzou in 2010.

Year	Club	W-L	ERA	G	GS	CG	SHO	SV	IP	H	R	ER	HR	HB	BB	SO	WP	BK
2011	KCC	6-9	4.23	21	2	0	0	0	104.1	94	60	49	9	6	25	76	3	1



Scott Alexander - Pitcher

Height: 6-1 Throws: L Born: 7/10/89, Santa Rosa, CA
Weight: 188 Bats: L School: Pepperdine University
6th Round Draft Pick of the Kansas City Royals (2010)

Graduated from Cardinal Newman High in Santa Rosa, Calif., 2007...set school records for career and single-season strikeouts...selected by the Cincinnati Reds in the 37th round in 2007 but did not sign...attended Pepperdine University, where he earned all West Coast Conference All-Freshmen honors in 2008...transferred to Sonoma State University for the 2009-10 academic year...rated as the fourth-best Division II prospect by PGCCrosschecker.com.

Year	Club	W-L	ERA	G	GS	CG	SHO	SV	IP	H	R	ER	HR	HB	BB	SO	WP	AVG
2011	(Injured-Did Not Pitch)																	



Nicholas Blanco - Pitcher

Height: 6-2 Throws: R Born: 3/23/87, Bronx, NY
Weight: 195 Bats: R School: SUNY - Cortland
Non Drafted Free Agent Kansas City Royals (2010)

Graduated from St. Raymond's High, Bronx, N.Y...attended Fairleigh Dickinson University, then transferred to SUNY Cortland...played professionally with the American Defenders of New Hampshire and the Pittsfield (Mass.) Colonials of the Can-Am League before signing with the Royals.

Year	Club	W-L	ERA	G	GS	CG	SHO	SV	IP	H	R	ER	HR	HB	BB	SO	WP	BK
2011	Surprise	0-0	3.52	6	0	0	0	0	7.2	8	6	3	0	0	3	5	1	0

PITCHERS



Aaron Brooks - Pitcher

Height: 6-3 | Throws: R | Born: 4/27/90, Montclair, CA
 Weight: 233 | Bats: R | School: Cal State San Bernardino
 9th Round Draft Pick of the Kansas City Royals (2011)

Graduated from Cajon High in San Bernardino, 2008... set school records in home runs hit and career wins... attended Cal State San Bernardino...named California College Athletic Association Freshman of the Year, 2009...posted a 2.74 ERA as a junior...set a school record for innings pitched in a career...earned Pioneer League All-Star honors, 2011...finished second in the circuit in ERA and innings, tied for fourth in wins and tied for eighth in strikeouts.

Year	Club	W-L	ERA	G	GS	CG	SHO	SV	IP	H	R	ER	HR	HB	BB	SO	WP	BK
2011	ID Falls	6-2	3.84	15	13	0	0	0	79.2	89	42	34	7	3	8	73	5	0



Eric Cantrell - Pitcher

Height: 6-4 | Throws: R | Born: 7/25/89, Chicago, IL
 Weight: 213 | Bats: R | School: George Washington Univ.
 7th Round Draft Pick of the Kansas City Royals (2010)

Graduated from Oakton High in Vienna, Va., 2007...compiled a prep record of 16-5 and was named team MVP his senior year...attended George Washington University, where he earned Atlantic 10 All-Rookie honors in 2008...earned All-Atlantic 10 First Team and ABCA/Rawlings All-East Region Second Team honors in 2010 as he went 8-4 with a 3.67 ERA and 114 strikeouts, a GW single-season record...helped the Bourne Braves win the Cape Cod League Championship, 2009.

Year	Club	W-L	ERA	G	GS	CG	SHO	SV	IP	H	R	ER	HR	HB	BB	SO	WP	BK
2011	Bur. (R)	0-5	4.53	13	10	0	0	0	51.2	52	30	26	0	2	22	47	6	2



Nick Graffeo - Pitcher

Height: 6-0 | Throws: R | Born: 12/14/87, Independence, MO
 Weight: 182 | Bats: R | School: Univ. of Al-Birmingham.
 38th Round Draft Pick of the Kansas City Royals (2010)

Graduated from Raytown (Mo.) High, 2006...earned All-State honors and set a school record with 18 strikeouts in a game...received an associates degree from Olney (Ill.) Central College, where he posted a 0.87 ERA as a freshman in 2007 and a 0.98 ERA as a sophomore in 2008...transferred to the University of Alabama-Birmingham, where he posted 14 saves over two seasons...named Burlington Pitcher of the Year, 2011...tied for ninth among Appalachian League pitchers in saves, 2011

Year	Club	W-L	ERA	G	GS	CG	SHO	SV	IP	H	R	ER	HR	HB	BB	SO	WP	BK
2011	Bur.(R)	4-2	2.04	17	6	0	0	4	53.0	3	15	12	4	0	16	53	4	0



Kellen Moen - Pitcher

Height: 6-3 | **Throws:** R | **Born:** 5/30/88, Alexandria, VA
Weight: 184 | **Bats:** S | **School:** Univ. of Oregon
7th Round Draft Pick of the Kansas City Royals (2011)

Graduated from Palos Verdes Peninsula High in Rolling Hills, Calif., 2007...spent the fall semester of his final three high school years in Juneau, Alaska, and the spring semesters in California...attended El Camino College in Torrance, Calif., for two seasons... transferred to the University of Oregon...earned Pac-10 honorable mention status after posting a 3.05 ERA as a senior in 2011...recorded eight saves, a single-season school record.

Year	Club	W-L	ERA	G	GS	CG	SHO	SV	IP	H	R	ER	HR	HB	BB	SO	WP	BK
2011	ID Falls	2-7	7.25	15	13	0	0	0	58.1	80	52	47	6	4	19	51	13	1



Matt Murray - Pitcher

Height: 6-3 | **Throws:** R | **Born:** 12/28/89, Phoenixville, PA
Weight: 242 | **Bats:** R | **School:** Georgia Southern Univ.
10th Round Draft Pick of the Kansas City Royals (2011)

Graduated from Owen Roberts High in Pottstown, Pa., 2008...was 5-1 with a 0.27 ERA in 42.0 innings as a junior...selected by the Dodgers in the 39th round of the 2008 June Free Agent Draft...chose to attend Georgia Southern University...was 16-9 in three seasons with the Eagles, including 4-3 with a 2.39 ERA and nine saves as the closer in 2011...named Southern Conference Pitcher of the Year and first team all-conference, 2011.

Year	Club	W-L	ERA	G	GS	CG	SHO	SV	IP	H	R	ER	HR	HB	BB	SO	WP	BK
2011	Bur. (R)	2-4	3.40	12	12	1	0	0	53.0	43	24	20	5	5	10	58	0	0



Brian Peacock - Pitcher

Height: 6-2 | **Throws:** L | **Born:** 5/7/90, Orange, CA
Weight: 192 | **Bats:** L | **School:** Santa Ana (Calif.) College
31st Round Draft Pick of the Kansas City Royals (2009)

Graduated from Eleanor Roosevelt High in Corona, Calif., 2008...attended Santa Ana (Calif.) College...went 8-3 with a team-best 2.52 ERA and 93 strikeouts in 93.0 IP as a freshman in 2009...earned Second-Team All-Orange Empire Conference honors... pitched the first 7.0 innings of a combined no-hitter for Idaho Falls on 8-24-10, walking one...paced the Pioneer League in strikeouts, 2011...was fifth in innings, tied for sixth in wins and ninth in ERA.

Year	Club	W-L	ERA	G	GS	CG	SHO	SV	IP	H	R	ER	HR	HB	BB	SO	WP	BK
2011	ID Falls	5-5	4.48	15	14	0	0	1	74.1	73	45	37	7	6	21	89	2	0



Matt Ridings - Pitcher

Height: 5-11 | **Throws:** R | **Born:** 10/17/87, Donnelson, TN
Weight: 185 | **Bats:** R | **School:** Western Kentucky Univ.
41st Round Draft Pick of the Kansas City Royals (2010)

Graduated from Battle Ground Academy in Franklin, Tenn., 2006...went 9-2 with a 1.32 ERA, leading his team to a state runner-up finish...earned a degree in business management from Western Kentucky University, 2010...went 9-1 with a 3.01 ERA for the Hilltoppers in 2010, earning ABCA All-American third-team status...ranked third among Appalachian League pitchers in innings pitched, eighth in strikeouts and ninth in ERA, 2011.

Year	Club	W-L	ERA	G	GS	CG	SHO	SV	IP	H	R	ER	HR	HB	BB	SO	WP	BK
2011	Bur. (R)	3-4	3.92	14	14	0	0	0	66.2	65	36	29	5	1	11	60	1	0

PITCHERS



Nick Rogers - Pitcher

Height: 6-0 | Throws: R | Born: 10/2/87, Providence, RI
 Weight: 213 | Bats: R | School: North Carolina A & T
 Non Drafted Free Agent Kansas City Royals (2010)

Graduated from Northwest Guilford High in Greensboro, N.C., 2006...attended North Carolina A & T...finalist for the John Olerud Two-Way Player of the Year Award, 2010...tied a school record with 10 wins as a senior...also batted .364 with 15 home runs and 64 RBI...earned first team Mid-Eastern Athletic Conference status as a hitter and second team as a pitcher.

Year	Club	W-L	ERA	G	GS	CG	SHO	SV	IP	H	R	ER	HR	HB	BB	SO	WP	BK
2011	Bur.(R)	0-0	4.91	2	0	0	0	0	3.2	4	3	2	0	0	4	4	2	0
	Kane Co. (A)	1-1	2.45	2	0	0	0	9	29.1	20	8	8	4	3	12	27	1	0



Yordano Ventura - Pitcher

Height: 5-11 | Throws: R | Born: 6/3/91, Samana, DR
 Weight: 167 | Bats: R | School: N/A
 Non-Drafted Free Agent, Kansas City Royals (2008)

Rated as the pitcher with the best fastball in the organization entering 2011 by Baseball America. Pitched in 19 games for the Cougars last season, exclusively as a starter. Struck out 88 batters in 84.1 innings of work.

Year	Club	W-L	ERA	G	GS	CG	SHO	SV	IP	H	R	ER	HR	HB	BB	SO	WP	BK
2011	Kane Co.	4-6	4.27	19	19	0	0	0	84.1	82	43	40	8	5	24	88	13	1

CATCHERS



Edul Escobar -Catcher

Height: 5-10 | Throws: R | Born: 9/2/90, Panama City, Panama
 Weight: 219 | Bats: R | School: N/A
 Non-Drafted Free Agent, Kansas City Royals (2007)

Batted a career-high .287 with Idaho Falls last season and caught 48 games with the Chukars – also a career best. The 2012 season will be his fifth year as a professional.

Year	Club	AVG	G	AB	R	H	2B	3B	HR	RBI	SH	SF	HP	BB	SO	SB	CS	E
2011	Idaho Falls	.287	48	178	21	51	12	0	4	20	2	1	2	7	29	0	0	13



Ryan Jenkins -Catcher

Height: 6-1 | Throws: R | Born: 1/26/87, Montgomery, AL
 Weight: 214 | Bats: R | School: Auburn University
 17th Round Draft Pick, Kansas City Royals (2010)

Graduated from Stanhope Elmore High in Millbrook (Ala.), 2005...batted .374 while going 26-4 on the mound, earning two All-State selections...attended Auburn University, where he was a teammate of fellow Kansas City farmhand Brian Fletcher...missed the 2009 season due to a fractured right hand...returned for a fifth year, batting .365 with 7 home runs and 38 RBI.

Year	Club	AVG	G	AB	R	H	2B	3B	HR	RBI	SH	SF	HP	BB	SO	SB	CS	E
2011	Kane Co.	.237	33	118	13	28	7	0	1	14	0	0	2	9	21	0	0	8
	Surprise	.273	5	22	3	6	1	0	0	3	0	0	0	0	7	0	0	2



Jin-Ho Shin - Catcher

Height: 6-1 | **Throws:** R | **Born:** 10/20/91, Hwasun-gun, ROK
Weight: 212 | **Bats:** R | **School:** N/A
Non-Drafted Free Agent, Kansas City Royals (2009)

Shin is the first Korean-born player in franchise history. Spent the 2011 season at Burlington and played in 46 games.

Year	Club	AVG	G	AB	R	H	2B	3B	HR	RBI	SH	SF	HP	BB	SO	SB	CS	E
2011	Bur. (R)	.219	46	160	17	35	10	0	3	15	0	1	4	16	53	1	1	5



Kenny Swab - Catcher

Height: 6-3 | **Throws:** R | **Born:** 8/20/88, Winston-Salem, NC
Weight: 211 | **Bats:** R | **School:** University of Virginia
21st Round Draft Pick, Kansas City Royals (2011)

Graduated from East Forsyth High in Kernersville, N.C., 2007... attended Young Harris Junior College in Georgia...selected by the Cincinnati Reds in the 48th round of the the 2009 draft, but chose to attend the University of Virginia...also selected by the Atlanta Braves in the 35th round in 2010, but elected to return for his senior season...batted .318 as a senior, helping the Cavaliers win the ACC title and reach the College World Series.

Year	Club	AVG	G	AB	R	H	2B	3B	HR	RBI	SH	SF	HP	BB	SO	SB	CS	E
2011	Bur. (R)	.243	33	111	11	27	3	0	1	15	0	0	6	9	28	0	1	6

INFELDERS



Mike Antonio - Infielder

Height: 6-1 | **Throws:** R | **Born:** 10/26/91, New York, NY
Weight: 186 | **Bats:** R | **School:** George Washington H S
3rd Round Draft Pick, Kansas City Royals (2010)

Graduated from George Washington High in New York, 2010... batted .500 with 31 runs and 19 RBI...highest high school draft pick from New York City since 1996...bypassed a scholarship from St. John's University to sign with the Royals.. ranked tied for sixth in the Arizona League in doubles, 2010, and tied for eighth in triples...tied for 10th among Appalachian League players in home runs and RBI, 2011.

Year	Club	AVG	G	AB	R	H	2B	3B	HR	RBI	SH	SF	HP	BB	SO	SB	CS	E
2011	Bur. (R)	.262	55	206	30	54	11	0	10	37	1	4	3	17	25	10	5	25



Orlando Calixte - Infielder

Height: 6-0 | **Throws:** R | **Born:** 2/3/92, Santo Domingo, DR
Weight: 174 | **Bats:** R | **School:** N/A
Non-Drafted Free Agent, Kansas City Royals (2010)

Appeared in 81 games for the Cougars in 2011 and swiped 11 bases while driving in 31 runs. Rated as the 20th best prospect in the Royals' farm system, according to Baseball America. Was first scouted by the Royals as a 15-year old in 2007. Made his U.S. debut with the Cougars last season.

Year	Club	AVG	G	AB	R	H	2B	3B	HR	RBI	SH	SF	HP	BB	SO	SB	CS	E
2011	Kane Co.	.208	81	289	19	60	5	1	3	31	4	4	0	20	70	11	4	21

INFELDERS



Nic Cuckovich -Infielder

Height: 6-1 | **Throws:** R | **Born:** 10/8/91, Victoria, B.C.
Weight: 204 | **Bats:** R | **School:** Riverside (CA) CC
17th Round Draft Pick, Kansas City Royals (2011)

Graduated from Lambrick Park Secondary School in Saanich, B.C., 2009...received his associates degree from Riverside (Calif.) CC, 2011...signed a letter of intent with the University of Hawaii before signing with the Royals...led the Arizona League in stolen bases, 2011...finished ninth with a .418 on-base percentage and in a tie for ninth in walks.

Year	Club	AVG	G	AB	R	H	2B	3B	HR	RBI	SH	SF	HP	BB	SO	SB	CS	E
2011	Surprise	.302	37	139	23	42	7	1	0	19	0	2	6	23	39	24	6	10



Yowill Espinal -Infielder

Height: 5-11 | **Throws:** R | **Born:** 4/1/91, Santiago, DR
Weight: 186 | **Bats:** R | **School:** N/A
Non-Drafted Free Agent, Kansas City Royals (2007)

Played in 91 contests for the Cougars in 2011 as he batted .203 while stealing 15 bases. Has recorded at least five sac bunts in each of the last three seasons.

Year	Club	AVG	G	AB	R	H	2B	3B	HR	RBI	SH	SF	HP	BB	SO	SB	CS	E
2011	Kane Co.	.203	91	300	30	61	7	1	3	24	7	4	0	32	97	15	8	14



Dean Espy -Infielder

Height: 6-0 | **Throws:** R | **Born:** 10/30/89, Chandler, AZ
Weight: 206 | **Bats:** R | **School:** UCLA
15th Round Draft Pick, Kansas City Royals (2011)

Selected by the Colorado Rockies in the 41st round of the 2008 June Free Agent Draft, but did not sign...attended South Mountain CC in Phoenix for one year before transferring to UCLA...batted .345 with a team-high 52 RBI in 2010, helping the Bruins reach the College World Series...played in all 59 games in 2011, leading the Bruins with a .320 average...ranked 10th among Pioneer League players in on-base pct. (.391) and batting average, 2011.

Year	Club	AVG	G	AB	R	H	2B	3B	HR	RBI	SH	SF	HP	BB	SO	SB	CS	E
2011	ID Falls	.318	62	233	43	74	17	1	7	39	1	3	10	20	59	2	1	9



Daniel Mateo -Infielder

Height: 5-11 | **Throws:** R | **Born:** 8/10/91, San Cristobal, DR
Weight: 194 | **Bats:** S | **School:** N/A
Non-Drafted Free Agent, Kansas City Royals (2008)

Hit for the cycle and drove in eight runs on August 13, 2011 at Ogden...finished fifth among Pioneer League batters in batting average, 2011...rated 20th among Pioneer League prospects following the 2011 season by *Baseball America*.

Year	Club	AVG	G	AB	R	H	2B	3B	HR	RBI	SH	SF	HP	BB	SO	SB	CS	E
2011	ID Falls	.348	56	224	33	78	9	4	4	40	0	3	0	17	43	1	1	9



Henry Moreno -Infielder

Height: 6-0 Throws: R Born: 6/6/89, Santiago, DR
Weight: 171 Bats: R School: N/A
Non-Drafted Free Agent, Kansas City Royals (2008)

Finished fourth in the DSL in doubles, sixth in slugging percentage, and seventh in on-base percentage in 2008...transitioned from catcher to first base in 2010...2010 Arizona League Postseason All-Star and Surprise Royals Player of the Year...finished in the Arizona League's top 10 in 10 categories, 2010...led the league in doubles and slugging percentage (.599)...finished eighth in batting average...tied for fifth among Pioneer League players in doubles, 2011.

Year	Club	AVG	G	AB	R	H	2B	3B	HR	RBI	SH	SF	HP	BB	SO	SB	CS	E
2011	ID Falls	.275	59	240	36	66	19	2	11	41	0	1	2	18	62	0	0	10



Luis Piterson -Infielder

Height: 5-11 Throws: R Born: 6/10/90, Cartagena, Colombia
Weight: 158 Bats: R School: N/A
Non-Drafted Free Agent, Kansas City Royals (2008)

Finished second among Kansas City minor leaguers in batting average in 2009.

Year	Club	AVG	G	AB	R	H	2B	3B	HR	RBI	SH	SF	HP	BB	SO	SB	CS	E
2011	ID Falls	.298	43	171	25	51	11	2	0	15	3	2	2	14	19	4	3	8



Justin Trapp -Infielder

Height: 5-10 Throws: R Born: 10/7/90, Columbia, SC
Weight: 170 Bats: R School: Fairfield Central HS
34th Round Draft Pick, Kansas City Royals (2009)

Midlands Male Athlete of the Year by The State newspaper in Columbia, S.C...earned all-state honors after batting .526 with 20 stolen bases as a senior...made South Carolina's Shrine Bowl team in football...threw for over 1,400 yards and 14 touchdowns while rushing for over 1,000 yards and 11 scores...also caught 13 passes as a part-time receiver...turned down an opportunity to play baseball and football at Coastal Carolina by signing with the Royals...led Pioneer League in sac hits, 2010...led Appalachian League in stolen bases, 2011...finished in the top 10 in walks, runs, triples, at-bats and games played.

Year	Club	AVG	G	AB	R	H	2B	3B	HR	RBI	SH	SF	HP	BB	SO	SB	CS	E
2011	Bur.(R)	.259	63	243	45	63	13	4	7	41	8	4	5	29	64	31	7	22



Murray Watts -Infielder

Height: 6-7 Throws: R Born: 10/9/87, Little Rock, AR
Weight: 262 Bats: L School: Arkansas State University
28th Round Draft Pick, Kansas City Royals (2010)

Attended the University of Arkansas during the 2006-07 school year, then transferred to Arkansas State University...named to the ABCA All South Central Region team as a junior...led the Red Wolves with a .374 average, 13 home runs and 65 RBI as a junior...batted .419 with 38 RBI in conference play, leading the Sun Belt in both categories...named Idaho Falls Player of the Year and a Pioneer League Postseason All-Star in 2010.

Year	Club	AVG	G	AB	R	H	2B	3B	HR	RBI	SH	SF	HP	BB	SO	SB	CS	E
2011	Kane Co.	.211	35	114	8	24	3	0	2	13	0	0	1	24	46	0	0	6
	Bur. (R)	.222	65	230	32	51	10	0	15	44	0	2	2	41	72	1	1	7

OUTFIELDERS



Lane Adams - Outfielder

Height: 6-2 | **Throws:** R | **Born:** 11/13/89, Talihina, OK
Weight: 203 | **Bats:** R | **School:** Red Oak (OK) High School
13th Round Draft Pick, Kansas City Royals (2009)

Graduated from Red Oak (Okla.) High, 2009...helped Red Oak win both the spring and fall 2008 Class B State Championships...led Red Oak to the 2009 Oklahoma Class B State Championship...earned State Tournament MVP, Small School Player of the Year while averaging 32 points a game...led the state in scoring and free throw percentage as a junior (93.7%)...turned down a basketball scholarship to Missouri State University by signing with the Royals.

Year	Club	AVG	G	AB	R	H	2B	3B	HR	RBI	SH	SF	HP	BB	SO	SB	CS	E
2011	Kane Co.	.230	43	152	22	35	7	2	1	11	1	2	2	14	44	7	2	5
	Surprise	.357	4	14	5	5	3	0	0	1	0	0	1	3	4	0	1	0



Julio Aparicio - Outfielder

Height: 6-0 | **Throws:** R | **Born:** 1-4-90, Panama
Weight: 212 | **Bats:** R | **School:** N/A
Non-Drafted Free Agent, Kansas City Royals (2007)

Appeared in 67 ballgames for the Cougars in 2011 which was his fifth season in the Royals' system.

Year	Club	AVG	G	AB	R	H	2B	3B	HR	RBI	SH	SF	HP	BB	SO	SB	CS	E
2011	Kane Co.	.169	67	231	18	39	10	1	3	14	1	1	2	8	78	1	4	2



Jorge Bonifacio - Outfielder

Height: 6-1 | **Throws:** R | **Born:** 6/4/93, Santo Domingo, DR
Weight: 204 | **Bats:** R | **School:** N/A
Non-Drafted Free Agent, Kansas City Royals (2009)

Dominican Royals Player of the Year and Dominican Summer League All-Star, 2010...Burlington Royals Player of the Year... finished tied for fourth among Appalachian League players in doubles and tied for ninth in triples and total bases, 2011... his older brother, Emilio, debuted with the Arizona Diamondbacks in 2007 and currently plays for the Miami Marlins.

Year	Club	AVG	G	AB	R	H	2B	3B	HR	RBI	SH	SF	HP	BB	SO	SB	CS	E
2011	Bur. (R)	.284	62	236	26	67	20	4	7	30	0	3	3	16	58	5	6	1



Runey Davis - Outfielder

Height: 6-0 | **Throws:** R | **Born:** 1/2/89, Austin, TX
Weight: 189 | **Bats:** R | **School:** Howard College
Signed by Kansas City Royals (2011)

Selected by the Pittsburgh Pirates in the 11th round of the 2007 June Free Agent Draft but chose to attend the University of Texas...played one season at Texas before enrolling at Howard College in Big Spring, Texas...selected by the Cubs in the 12th round of the 2009 June Free Agent Draft...bypassed an opportunity to play at Mississippi State by signing with the Cubs...named Idaho Falls Player of the Year, 2011...led the Pioneer League with a 1.012 OPS, 2011

Year	Club	AVG	G	AB	R	H	2B	3B	HR	RBI	SH	SF	HP	BB	SO	SB	CS	E
2011	ID Falls	.326	58	193	42	63	18	3	9	42	0	3	6	28	72	7	4	3



Chris Elder - Outfielder

Height: 5-10 | **Throws:** R | **Born:** 7/5/88, Brooklyn, NY
Weight: 193 | **Bats:** L | **School:** Oral Roberts University
Non-Drafted Free Agent, Kansas City Royals (2011)

Graduated from Armijo High in Fairfield, Calif., 2006...spent two seasons at Sacramento City College before transferring to Oral Roberts University...earned first team All-Summit League honors in 2011 as he batted .326...played for Team USA's collegiate squad in 2011...graduated from Oral Roberts, 2011.

Year	Club	AVG	G	AB	R	H	2B	3B	HR	RBI	SH	SF	HP	BB	SO	SB	CS	E
2011	ID Falls	.289	36	142	28	41	9	4	9	27	1	0	0	12	26	1	2	1



Alex Llanos - Outfielder

Height: 6-0 | **Throws:** R | **Born:** 9/21/90, San Juan, PR
Weight: 184 | **Bats:** R | **School:** PR Baseball Academy & HS
6th Round Draft Pick, Kansas City Royals (2008)

Graduated from the Puerto Rico Baseball Academy and High School, Caguas, P.R., 2008...named Surprise Royals Player of the Year in 2009.

Year	Club	AVG	G	AB	R	H	2B	3B	HR	RBI	SH	SF	HP	BB	SO	SB	CS	E
2011	Kane Co.	.246	85	346	40	85	18	1	5	30	4	3	1	14	83	13	7	2
	Surprise	.190	5	21	1	4	0	1	0	2	0	0	0	0	7	1	1	0



D'Andre Toney - Outfielder

Height: 5-8 | **Throws:** R | **Born:** 1/24/92, Conway, AR
Weight: 180 | **Bats:** R | **School:** Hardaway HS (Columbus, GA)
14th Round Draft Pick, Kansas City Royals (2011)

Graduated from Hardaway High in Columbus, Ga., 2010...selected by the Marlins in the 33rd round of the 2010 June Free Agent Draft, but did not sign...ranked fifth in the Arizona League in OPS (1.018) and slugging pct. (.587) and sixth in on-base pct. (.432), 2011...rated by Baseball America as the 19th-best Arizona League prospect following the 2011 season.

Year	Club	AVG	G	AB	R	H	2B	3B	HR	RBI	SH	SF	HP	BB	SO	SB	CS	E
2011	Surprise	.340	43	150	32	51	12	5	5	29	0	1	11	14	28	7	11	3



SEASON SUMMARY

The 2011 Kane County Cougars season marked the beginning of a new era. As the organization entered its 21st season, 2011 was the first time since 2003 that the Cougars had changed parent clubs. They ended an eight-year run with the Oakland Athletics to become the new Class A affiliate of the Kansas City Royals, who months prior had been named as having the No. 1 farm system in baseball. That impressive depth of talent certainly found its way onto the Cougars' roster during the season, as the club rebounded from a slow start in April and built a 2nd Half surge that led to a playoff berth and an eventual appearance in the Midwest League Division Championship Series. It was the seventh time in nine seasons the Cougars made the playoffs, and they were led by a core of young players who blossomed as the season went along. In the stands, the Cougars eclipsed the 9 million mark in all-time attendance and hosted six crowds of 10,000-plus fans. All in all, the 2011 season continued the trend of what Cougars baseball has become – on-field success combined with family entertainment for the folks in the stands.

Unlike many older teams the Cougars had during their Oakland affiliation, the Cougars' 2011 Opening Day roster was filled with younger, more inexperienced players as the Royals' reign began. So, not surprisingly, the Cougars got off to a slow start in the win column. They went 8-15 in April and lost three key players to injury. Outfielder Brett Eibner, who entered the season as the No. 10 prospect in the Royals system, had a very eventful start to the campaign. On Opening Night in Appleton, Wisc., in his first professional at-bat, he belted a long solo home run to give the Cougars their first run of the year. The Cougars lost the game, 9-3, but won the next night, 7-6, thanks to Eibner's heroics. In the bottom of the seventh inning, with the Cougars leading by a run, Eibner made a game-saving diving catch to end the frame and preserve the lead. While the Cougars held on for victory, Eibner suffered a left thumb injury that required surgery and he missed the next two months. Less than 48 hours into their season, the Cougars had lost one of their primary offensive weapons to injury. Several days later, the team lost a pair of starting pitchers. Neither left-hander Crawford Simmons nor right-hander Keaton Hayenga made it through April, as both suffered season-ending arm injuries. The Cougars did, however, find some reasons to cheer in the season's first month. Their first home win came in walk-off fashion on April 14 against Quad Cities, as infielder Yowill Espinal poked a single in the bottom of the 10th inning to score Gerard Hall and ignite an on-field celebration. The final was 1-0, as Leondy Perez, Nick Wooley and Chase Boruff combined on a three-hitter. That was one of four walk-off wins the Cougars enjoyed in '11, three of which came against the eventual league-champion River Bandits. The Cougars also pounded Clinton, 10-3, on April 23 when seven different players drove in a run and Leonel Santiago tossed six innings of one-run ball for the win.

After a frustrating April, the Cougars' tide started to turn in May as the team went 15-14 in a month filled with highlights. One big reason for the improvement stemmed from an influx of young, talented players who didn't start the year with the team due to injury, inexperience or cold Midwest weather. On May 14 the Cougars added 19-year-old Yordano Ventura, a flame-throwing right-hander who routinely hit 100 miles per hour on the radar gun and totaled 88 strikeouts in 84 1/3 innings over the course of the season. Three days later, 19-year-old right-hander Jason Adam arrived and immediately became a force in the starting rotation. In just his second professional outing,



SEASON SUMMARY

he limited the Beloit Snappers to three hits over eight shutout innings on May 22. That was the first of 10 outings during which Adam allowed one earned run or none, but it was not the best outing by a Cougar in May. Four days before Adam's masterpiece, the Cougars made history. On May 18 in Cedar Rapids, Iowa, right-handers Sugar Ray Marimon and Chas Byrne combined on a no-hitter against the Kernels. Marimon struck out seven over 7 2/3 innings and retired the final 17 batters he faced. Then Byrne notched the final four outs in consecutive fashion, culminating with a strikeout that started a celebratory Cougars mob scene on the mound. It was the seventh no-hitter in Cougars history and the team's first nine-inning no-no since 2003.

Two days after the no-hitter, more Cougars reinforcements were on their way. On May 20, 18-year-old third baseman Cheslor Cuthbert and 21-year-old first baseman Jake Kuebler joined the Cougars for their game in Beloit, which turned out to be a 13-inning marathon resulting in a 4-3 Cougars win. Cuthbert launched a two-run homer in his first at-bat the next night, a 6-5 win. After Adam's gem the next day, Cuthbert was at it again. The Cougars trailed, 5-3, in the eighth when the teenage prospect nailed a homer. Then the Cougars rallied for four runs in the ninth, highlighted by Cuthbert's two-run triple, and beat the Snappers, 8-5, for a four-game sweep of the series. Cuthbert batted .328 through the month of July before fatigue settled in, and he belted eight home runs to go with 51 RBIs and stellar defense at the "hot corner." Kuebler was a staple in the lineup at first base and appeared in 92 games over the course of the season. Before the end of the month, one more teenager – 19-year-old shortstop Orlando Calixte – hopped on the bus just in time to make his Cougars debut in a major league stadium. On May 26, a cold, damp night, the Cougars battled Quad Cities, a Cardinals affiliate, at Busch Stadium in St. Louis. It was the third time in four seasons the Cougars played a regular-season Midwest League game in a big league park, and this time they won. They defeated the Bandits, 3-2, thanks to six innings of shutout work from Santiago, who posted his eighth straight quality start. Outfielder Geulin Beltre, who led the Cougars with 122 games played, went 3-for-4 with a pair of RBI doubles, and Boruff, a reliable late-inning reliever all season, nailed down his first save of the year. From May 17-30, the Cougars won 10 of 13 games, a stretch that included a no-hitter, the addition of four teenagers to the roster that remained with the team the rest of the way, and a win in a major league stadium.

The Cougars cooled off as the Midwest League all-star break approached and ultimately were eliminated from a 1st Half playoff berth. They did have five players named as all-stars, including right-hander Greg Billo, who had gone back-and-forth between the rotation and bullpen. Billo's mid-season ERA was 1.66, and he was in the process of becoming one of the most dominant pitchers in the minor leagues. Marimon, fresh off the no-hitter, was also named but did not participate. He had begun to experience shoulder issues by the all-star break and never pitched in a 2nd Half game. Santiago and Boruff were able to appear in the mid-summer classic, as Boruff had gone 4-1 with a 1.45 ERA in 20 appearances and Santiago had posted 10 quality starts in 14 tries. Shortstop Gerard Hall was the lone Cougars position player selected, but he was promoted by the Royals to High-A Wilmington right before the break.

Despite a poor start to the month of June, the Cougars had plenty of reason for optimism as the 2nd Half began. Not only did the standings reset to give the team a fresh start, but a couple of key offensive weapons returned from injury. Eibner returned on June 8 for his first action since the second game of the year, and outfielder Brian Fletcher, who missed about a month



SEASON SUMMARY

with a hamstring injury, was activated from the disabled list on June 14.

He'd gotten hurt running the bases on May 10 in a game that saw him go 4-for-4 with four RBIs. With Eibner, Fletcher, Cuthbert in the middle of the lineup along with Kuebler and the always-steady Ryan Stovall, the Cougars' offense took off. The team opened the 2nd Half with a 5-0 record, setting a franchise record for the most consecutive wins to commence a 2nd Half. Eibner, Fletcher and Stovall all homered on June 24 in the first game of the half, a 6-2 win in Peoria. The following night was one of the Cougars' longest, most memorable of the season. In an 11-5 win against the Chiefs that included three different rain delays and 5 hours, 24 minutes of "action," Fletcher went 3-for-3 with a pair of two-run homers and seven RBIs. On June 30, the Cougars had a roster move that swapped offense for pitching. Stovall was promoted to Wilmington after hitting .307 with eight homers and 31 RBIs in 57 games, and right-hander Nick Rogers was added to the roster from rookie-level Burlington. Rogers (9 saves) eventually shared closing duties with Byrne (9) and Boruff (7), a trio that combined to go 25-for-29 in save opportunities. As the 2nd Half continued, the bullpen also included key additions such as Jason Mitchell, Alex Rivers and Allen Caldwell. By mid-July, the Cougars were in 1st place in the Western Division with a 13-5 record, thanks in large part to a surging offense that had hit 25 home runs in 18 games in the 2nd Half after hitting just 31 in 69 games in the 1st Half.

The Cougars ended up with a 15-13 record in July, and two of the highlights in the month were "extra" special, as the Cougars rallied on consecutive nights to beat West Michigan in extra innings in Grand Rapids. On July 20, the Cougars won a 15-inning marathon, 7-6, after tying the game in the ninth. Caldwell baffled the Whitecaps with five shutout relief innings for the win, and Rogers picked up his third save. The next day, just as the Cougars were finishing their pre-game batting practice session, word quickly spread that the Cougars' and Whitecaps' parent clubs – the Royals and Tigers, respectively – had hooked up in a trade that involved a Whitecaps player. Moments later, hard-throwing young left-hander Antonio Cruz appeared in the Cougars' clubhouse to meet his new teammates, having walked perhaps the shortest distance a player has ever traveled to complete a trade. That night, the Cougars erupted in the ninth inning again to stun the Whitecaps. Calixte went 4-for-5 with four RBIs, including the game-winner in the 10th inning that propelled the Cougars to another extra-inning 7-6 win. Though the Cougars failed to get the sweep in the finale, Cruz tossed 2 1/3 shutout relief innings with three strikeouts against his former team. As a Cougar, Cruz went 1-0 with a 1.80 ERA in 11 games, posting 39 strikeouts in 30 innings. The Cougars' statistical leaders in July were the same two who led the team nearly the entire season. Fletcher hit .366 for the month with a .432 on-base percentage. Nine of his 33 multi-hit games for the year came in July. Meanwhile Billo dominated on the mound, going 3-1 with a 1.19 ERA in six starts. He yielded just five earned runs in 37 2/3 innings. On July 25 in South Bend, Billo was perfect through five innings and ended up ceding two runs over 7 2/3 innings for a victory that kept the Cougars in sole possession of first place in the Western Division.

Billo's gem in Indiana wasn't the only time he flirted with some history. On May 13 at home against Peoria he took a no-hitter into the sixth inning, part of a run of 20 consecutive scoreless innings from May 8-27. Billo also was perfect through 5 2/3 innings on August 10 against Peoria, a 6-0 final score that moved the ace to 9-2 with a 1.40 ERA for the season. By the end of the year, Billo had logged 27 games of work, and he gave up less than two earned runs in 19 of them. Eventually the Royals named him the Cougars' Pitcher of the Year, and Fletcher took home the



SEASON SUMMARY

organization's award for Cougars Player of the Year. As the Cougars approached mid-August, they were clinging to a slim lead atop the Western Division. From August 21-28, though, they lost seven of eight games and traded places with the Clinton LumberKings, who also were enjoying a great 2nd Half after a disappointing 1st Half. As the Cougars headed to Cedar Rapids on August 31 to start their final road series of the regular season, they were one victory away from clinching a playoff spot. That night they ended the suspense, thanks to brilliant starting pitching from Mitchell, who had been with the team for about a month at that point and had spent most of his time in the bullpen. The former Texas-Arlington standout tossed 5 $\frac{2}{3}$ innings of shutout ball against the Kernels, taking his scoreless streak to 21 $\frac{1}{3}$ innings in a row. The Cougars won the game, 4-3, a fitting margin for a club that led the Midwest League in total one-run wins (26-15) and winning percentage in such games (.634).

The Cougars, in the post-season for the 13th time in 21 years as a franchise, met up in the opening round with the Burlington Bees, who dominated the Western Division in the 1st Half (45-25) but had tailed off in the 2nd Half (31-37). The Cougars gave the ball to Billo at home in Game 1, and the ace of the staff did not disappoint. He put up seven innings of three-hit shutout ball with seven strikeouts in a 4-0 Cougars win. Beltre, Fletcher and Calixte each drove in a run late in the game to lead the offense. The Bees took Game 2, 5-1, in Iowa, as Angel Franco's third-inning homer was all the offense the Cougars could total, which set the stage for a series-deciding Game 3 in Burlington. The Cougars never trailed in a 3-2 win. Fletcher and Eibner drilled run-scoring extra-base hits in the fourth, and Franco tripled home speedster Jovan Pickett in the fifth to make it 3-0. Adam yielded two unearned runs over 5 $\frac{2}{3}$ innings for the win, and Rivers, Rogers and Boruff combined for 3 $\frac{1}{3}$ innings of scoreless relief to send the Cougars to the Division Championship round against Quad Cities. The Cougars met their match in a 7-0 Game 1 defeat at home, as the River Bandits' Trevor Rosenthal notched a complete-game shutout. Facing a must-win situation in Game 2 on the road, the Cougars got off to a good start. Catcher Kevin David, who joined the team in early July, cracked a solo homer in the second, and the Cougars added three more in the fifth on a two-run triple by Kuebler and a sacrifice fly Espinal. Meanwhile Mitchell had silenced the Bandits on the mound, giving up just one earned run over eight innings with nine strikeouts. The Cougars entered the bottom of the ninth with a 5-2 lead, three outs from forcing a Game 3 with Billo the would-be starter. As if a switch were flipped, the Bandits rallied for four runs off Boruff and Cruz, three of which came on a series-ending walk-off home run by Nick Longmire that immediately sent a shocked Cougars team into the off-season. Despite the heart-breaking, abrupt ending to a playoff run that would not include an appearance in the League Championship Series, the Cougars can look at their 2011 season as a success. Fletcher finished as the league leader in slugging percentage (.560), and Billo finished third in all of the minor leagues in ERA (1.93) and was named to the Midwest League Post-Season All-Star Team. He was one of five players who spent the entire season on the Cougars' active roster, along with Boruff, Perez, Espinal and Beltre. A young, inexperienced team that dealt with several early-season injuries found a way to dramatically improve their record in the 2nd Half while continually adding exciting prospects from their parent club's No. 1-rated farm system. The Cougars look to 2012 with great anticipation, ready to continue a winning tradition on and off the field.

DAY BY DAY RESULTS

GM#	DATE	OPP.	SCORE	REC.	POS.	GB	WINNER	LOSER	SAVE	TIME	ATT.
1	4/7	at WIS	L, 9-3	0-1	8	-1	Ross (1-0)	Santiago (0-1)		2:44	3,234
2	4/8	at WIS	W, 7-6	1-1	T2	-0.5	Mitchell (1-0)	Miller (0-1)	Byrne (1)	3:09	709
3	4/9	at WIS	L, 4-3	1-2	T5	-1	Parra (1-0)	Perez (0-1)	Garman (1)	2:21	2,577
4	4/10	at WIS	W, 9-5	2-2	T2	-1	Hayenga (1-0)	Howell (0-1)		2:46	1,722
5	4/11	QC	L, 8-3	2-3	T5	-2	Siegrist (0-1)	Simmons (0-1)		2:28	2,342
6	4/12	QC	L, 5-3	2-4	T6	-2	Wright (1-0)	Santiago (0-2)	Corrigan (1)	2:58	5,307
7	4/13	QC	L, 2-1	2-5	7	-3	Rosenthal (1-0)	Marimon (0-1)	Whiting (1-0)	2:11	4,251
8	4/14	QC	W, 1-0 (10)	3-5	T6	-3	Boruff (1-0)	Corpas (0-1)		2:25	5,602
9	4/15	at CLI	Postponed by rain — to be made up 4/16 as part of a doubleheader								
10	4/16	at CLI	L, 6-4 (7)	3-6	T7	-3.5	Maurer (1-0)	Odenbach (0-1)		1:56	
11	4/16	at CLI	L, 2-1 (7)	3-7	8	-4	Kesler (1-0)	Simmons (0-2)		2:04	4,807
12	4/17	at CLI	W, 6-1	4-7	T7	-4.5	Santiago (1-2)	Snow (0-1)		2:31	551
13	4/18	BUR	W, 4-3	5-7	6	-3.5	Boruff (2-0)	Tyson (1-2)		3:04	1,729
14	4/19	BUR	Postponed by rain — to be made up 4/20 as part of a doubleheader								
15	4/20	BUR	L, 8-3 (7)	5-8	6	-4.5	Bowman (2-0)	Perez (0-2)	Mederos (2)	2:18	
16	4/20	BUR	L, 6-1 (7)	5-9	7	-5.5	Griffin (2-0)	Wooley (0-1)		1:59	5,233
17	4/21	CLI	W, 8-4	6-9	7	-5.0	Odenbach (1-1)	Martinez (0-1)		2:59	3,959
18	4/22	CLI	Postponed by rain — to be made up 4/23 as part of a doubleheader								
19	4/23	CLI	W, 10-3 (7)	7-9	T6	-5.0	Santiago (2-2)	Snow (0-2)		1:57	
20	4/24	CLI	L, 3-2 (7)	7-10	T6	-6.0	Fernandez (1-0)	Simmons (0-3)	Burgoon (2)	1:53	3,309
21	4/25	at CR	L, 6-1	7-11	T6	-7.0	Baez (1-1)	Marimon (0-2)	Robinson (2)	2:50	506
22	4/26	at CR	L, 8-4	7-12	7	-7.0	Tillman (3-0)	Perez (0-3)	La Tempa (1)	2:45	809
23	4/27	at CR	L, 5-4	7-13	7	-7.0	Diemer (2-1)	Hayenga (1-1)	Johnson (4)	2:47	675
24	4/28	at BUR	L, 6-4	7-14	7	-8.0	Mederos (2-1)	Boruff (2-1)		2:51	481
25	4/29	at BUR	L, 2-1 (11)	7-15	7	-9.0	Tyson (2-2)	Byrne (0-1)		2:55	2,276
26	4/30	at BUR	W, 5-1	8-15	7	-8.0	Marimon (1-2)	Thornton (1-1)		2:02	617
27	5/1	CR	L, 5-4 (12)	8-16	7	-9.0	Johnson (1-0)	Wooley (0-2)		3:37	6,153
28	5/2	CR	L, 6-3	8-17	T7	-10.0	Diemer (3-1)	Penny (0-1)	Graham (2)	2:57	7,131
29	5/3	CR	L, 6-1	8-18	T7	-11.0	Russell (2-2)	Wooley (0-3)		2:36	7,406
30	5/4	QC	L, 4-1	8-19	T7	-11.0	Swagerty (3-1)	Santiago (2-3)		2:09	3,885
31	5/5	QC	W, 4-3 (14)	9-19	7	-11.0	Mitchell (2-0)	Butler (0-1)		5:02 (1:11)	3,277
32	5/6	QC	L, 6-1	9-20	T7	-12.0	Ferrara (3-1)	Perez (0-4)		2:29	6,861
33	5/7	at PEO	L, 6-1	9-21	T7	-13.0	Lopez (2-0)	Penny (0-2)		2:19	4,611
34	5/8	at PEO	L, 4-1	9-22	T7	-14.0	Jung (1-0)	Billo (0-1)	Hatley (1)	2:09	2,357
35	5/9	at PEO	L, 4-0	9-23	T7	-15.0	Greathouse (2-2)	Santiago (2-4)		2:18	5,102
36	5/10	BEL	W, 8-4	10-23	7	-14.0	Marimon (2-2)	Lobanov (0-2)		2:59	5,411
37	5/11	BEL	W, 8-2	11-23	7	-14.0	Perez (1-4)	Soliman (0-1)	Mitchell (1)	2:42	4,067
38	5/12	BEL	L, 10-3	11-24	7	-14.0	Hermesen (3-4)	Penny (0-3)		2:39	4,585
39	5/13	PEO	W, 4-0	12-24	7	-14.0	Billo (1-1)	Hicks (0-2)		2:01	8,355
40	5/14	PEO	W, 7-3	13-24	7	-13.5	Santiago (3-4)	Greathouse (2-3)		2:15	9,105
41	5/15	PEO	L, 11-8	13-25	7	-15.0	Jokisch (5-0)	Mitchell (2-1)		3:00	6,370
42	5/16	at CR	W, 5-4	14-25	7	-15.0	Boruff (3-1)	La Tempa (1-2)		2:57	1,809
43	5/17	at CR	W, 2-0	15-25	7	-14.0	Marimon (3-2)	Diemer (4-3)	Byrne (2)	2:18	3,064
44	5/18	at CR	L, 3-1	15-26	7	-14.0	Russell (4-2)	Perez (1-5)	Robinson (4)	2:11	2,124
45	5/19	at BEL	W, 4-3 (13)	16-26	7	-14.0	Odenbach (2-1)	O'Rourke (0-1)		3:41	588
46	5/20	at BEL	W, 6-5	17-26	7	-13.5	Billo (2-1)	Lobanov (0-4)		2:48	1,682
47	5/21	at BEL	W, 4-0	18-26	7	-12.5	Adam (1-0)	Soliman (1-2)		1:58	942
48	5/22	at BEL	W, 8-5	19-26	7	-11.5	Byrne (1-1)	Gonzalez (1-1)		2:36	536
49	5/23	at QC	L, 5-1	19-27	7	-13.0	Siegrist (7-1)	Keck (0-1)	Whiting (3)	2:34 (:33)	1,087
50	5/24	at QC	Cancelled by Rain — will not be made up								
51	5/25	at QC	W, 3-2	20-27	7	-13.0	Santiago (4-4)	Martinez (1-2)	Boruff (1)	2:26	1,676
52	5/26	WIS	W, 2-1	21-27	7	-13.0	Billo (3-1)	Marzec (2-1)		2:23	7,719
53	5/27	WIS	W, 6-1	22-27	T6	-13.5	Adam (2-0)	Ross (5-2)		2:27	5,932
54	5/28	WIS	L, 2-0	22-28	7	-14.0	Thornburg (4-0)	Marimon (3-3)		2:08	8,206
55	5/29	WIS	W, 5-4 (11)	23-28	7	-12.5	Mitchell (3-1)	Holle (0-1)		3:28	6,898
56	5/30	at LC	L, 9-4	23-29	7	-13.5	Cook (2-5)	Santiago (4-5)	Cooper (1)	2:34	2,084
57	6/1	at LC	L, 5-3	23-30	7	-13.5	Goodnight (4-3)	Ventura (0-1)	Dickerson (1)	2:31	5,977
58	6/2	at LC	W, 4-3	24-30	7	-12.5	Hodge (1-0)	Sarianides (3-3)	Byrne (3)	2:34	2,823
59	6/3	at FW	L, 5-0	24-31	7	-13.5	Portillo (1-6)	Marimon (3-4)		2:16	7,263
60	6/4	at FW	W, 6-4	25-31	7	-12.5	Boruff (4-1)	Dominick (2-3)	Hodge (1)	3:13 (1:56)	7,075
61	6/5	at FW	L, 7-1	25-32	7	-13.5	Hardy (3-4)	Santiago (4-6)	Jackson (1)	2:14	6,296
62	6/6	at BUR	W, 3-0	26-32	7	-13.5	Ventura (1-1)	Romero (2-3)	Billo (1)	2:02	4,593
63	6/7	BG	L, 13-7	26-33	7	-14.5	Mateo (6-4)	Adam (2-1)		2:47	2,393
64	6/8	BG	L, 6-4	26-34	7	-14.5	Lara (2-6)	Marimon (3-5)	Rearick (7)	2:33	5,699
65	6/9	DAY	L, 8-4	26-35	7	-14.5	Doyle (3-2)	Perez (1-6)		2:31	4,410
66	6/10	DAY	L, 3-0	26-36	7	-14.5	Rogers (1-2)	Keck (0-2)	Hayes (6)	2:19	5,463
67	6/11	DAY	W, 5-4	27-36	7	-13.5	Billo (4-1)	Renken (2-7)		2:26	5,117
68	6/12	at BUR	L, 4-3	27-37	7	-14.5	Vidal (5-1)	Adam (2-2)	Tenholder (9)	2:12	444
69	6/13	at BUR	L, 8-4	27-38	7	-15.5	Macias (2-1)	Garrido (0-1)	Long (3)	3:07	843
70	6/14	at BUR	L, 6-2	27-39	7	-16.5	Hassebrock (4-2)	Perez (1-7)		2:24	542
71	6/15	CLI	W, 1-0	28-39	7	-16.5	Santiago (5-6)	Walker (2-3)	Byrne (4)	2:11	8,411

68	6/18	CLI	L, 4-2	28-40	7	-16.5	Sena (4-3)	Ventura (1-1)	Arias (1)	2:21	6,938
69	6/19	CLI	L, 1-0	28-41	7	-16.5	Fernandez (2-2)	Adam (2-3)	Burgoon (8)	2:02	5,481

SECOND HALF

GAME	DATE	OPP.	SCORE	RECORD	POS.	GB/GA	WINNER	LOSER	SAVE	TIME	ATT.
1, 70	6/24	at PEO	W, 6-2	1-0 (29-41)	T1	+1.0	Ventura (2-2)	Kirk (4-4)		2:30	4,888
2, 71	6/25	at PEO	W, 11-5	2-0 (30-41)	T1	+1.0	Caldwell (1-0)	Jokisch (7-2)		5:24 (2:42)	3,905
3, 72	6/26	at PEO	W, 6-1	3-0 (31-41)	T1	+1.0	Santiago (6-6)	Simpson (1-5)		2:29	2,911
4, 73	6/27	at BUR	W, 4-1	4-0 (32-41)	T1	+1.0	Perez (2-7)	Hassebrock (4-3)	Keck (1)	2:32	997
5, 74	6/28	at BUR	W, 4-1	5-0 (33-41)	1	+1.0	Billo (5-1)	Vail (1-4)	Byrne (5)	2:33	725
6, 75	6/29	at BUR	L, 9-5	5-1 (33-42)	T1	+1.0	Thornton (3-3)	Ventura (2-3)		2:34	549
7, 76	6/30	BEL	W, 4-3	6-1 (34-42)	1	+1.0	Caldwell (2-0)	Tonkin (3-2)	Rogers (1)	2:30	3,108
8, 77	7/1	BEL	L, 6-4	6-2 (34-43)	T1	+1.0	Fuentes (2-1)	Garrido (0-2)	Dempster (6)	2:51	5,745
9, 78	7/2	BEL	L, 7-2	6-3 (34-44)	2	-1.0	Hermesen (7-6)	Perez (2-8)		2:47	5,619
10, 79	7/3	QC	W, 2-1	7-3 (35-44)	T1	+1.0	Billo (6-1)	Russell (4-7)	Byrne (6)	2:27	10,129
11, 80	7/4	QC	W, 3-2 (11)	8-3 (36-44)	1	+1.0	Rogers (1-0)	Johnson (1-2)		2:56	7,653
12, 81	7/5	QC	L, 10-3	8-4 (36-45)	1	+1.0	Ferrara (7-4)	Adam (2-4)		2:56	5,068
13, 82	7/6	at WIS	W, 10-7	9-4 (37-45)	1	+2.0	Hodge (2-0)	Howell (1-4)		3:00	3,011
14, 83	7/7	at WIS	L, 11-5	9-5 (37-46)	1	+1.0	Miller (3-4)	Perez (2-9)		3:00	3,334
15, 84	7/8	at WIS	W, 6-1	10-5 (38-46)	1	+1.0	Billo (7-1)	Lasker (0-2)	Boruff (2)	2:43	5,146
16, 85	7/9	BUR	W, 6-4	11-5 (39-46)	1	+1.0	Caldwell (3-0)	Murphy (0-3)	Rogers (2)	2:58	7,007
17, 86	7/10	BUR	W, 7-5	12-5 (40-46)	1	+2.0	Adam (3-4)	Long (5-3)	Byrne (7)	2:25	2,689
18, 87	7/11	BUR	W, 7-3	13-5 (41-46)	1	+2.0	Santiago (7-6)	Bowman (6-3)		2:31	5,252
7/12 — OFF DAY —											
19, 88	7/13	LAN	L, 4-0	13-6 (41-47)	1	+1.0	Walden (4-2)	Perez (2-10)		1:55	3,008
20, 89	7/14	LAN	L, 3-1	13-7 (41-48)	1	+1.0	Nolin (2-2)	Billo (7-2)	Barnes (6)	2:22	6,044
21, 90	7/15	LAN	L, 3-2	13-8 (41-49)	1	+1.0	Liebel (1-0)	Garrido (0-3)	Marze (5)	2:23	9,425
22, 91	7/16	GL	L, 9-3	13-9 (41-50)	T1	+1.0	Sanchez (4-2)	Adam (3-5)		2:37	9,285
23, 92	7/17	GL	L, 6-4	13-10 (41-51)	T2	-1.0	Gould (2-1)	Santiago (7-7)	Burgos (2)	2:39	3,723
24, 93	7/18	GL	W, 6-5	14-10 (42-51)	T1	+1.0	Byrne (10-4)	Housey (1-1)		2:53	4,851
7/19 — OFF DAY —											
25, 94	7/20	at WM	W, 7-6 (15)	15-10 (43-51)	T1	+1.0	Caldwell (4-0)	Todd (0-1)	Rogers (3)	4:44	5,042
26, 95	7/21	at WM	W, 7-6 (10)	16-10 (44-51)	1	+1.0	Byrne (3-1)	Rondon (2-2)		3:14	5,182
27, 96	7/22	at WM	L, 4-1	16-11 (44-52)	T1	+2.0	Burgos (5-1)	Adam (3-6)	Carreno (1)	2:27	5,494
28, 97	7/23	at SB	L, 4-3	16-12 (44-53)	T1	+2.0	Bradley (4-12)	Perez (2-11)	Odegaard (1)	2:33	1,610
29, 98	7/24	at SB	W, 7-5	17-12 (45-53)	1	+1.0	Mitchell (1-0)	Green (3-6)	Boruff (3)	2:35	1,574
30, 99	7/25	at SB	W, 4-2	18-12 (46-53)	1	+1.0	Billo (8-2)	Bolsinger (3-5)	Caldwell (1)	2:32	2,158
7/26 — OFF DAY —											
31, 100	7/27	CR	L, 6-3	18-13 (46-54)	T1	+2.0	Correa (1-1)	Hodge (2-1)	Kehrer (3)	2:59	3,112
32, 101	7/28	CR	W, 6-5	19-13 (47-54)	T1	+2.0	Adam (4-6)	Jang (1-2)	Rogers (4)	2:44	7,146
33, 102	7/29	CR	W, 5-1	20-13 (48-54)	T1	+2.0	Perez (3-11)	Diemer (8-8)		2:10	6,822
34, 103	7/30	at QC	W, 5-4	21-13 (49-54)	1	+1.0	Garrido (1-3)	Russell (5-8)	Byrne (8)	2:36	3,874
35, 104	7/31	at QC	L, 3-1	21-14 (49-55)	T1	+2.0	Kiekhefer (4-1)	Rogers (1-1)		2:29	2,119
36, 105	8/1	at QC	L, 3-0	21-15 (49-56)	2	-1.0	Ferrara (10-5)	Ventura (2-4)	Lucas (10)	2:44	2,182
37, 106	8/2	at BEL	W, 6-2	22-15 (50-56)	2	-1.0	Adam (5-6)	Soliman (5-8)	Byrne (9)	2:24	414
38, 107	8/3	at BEL	W, 6-1	23-15 (51-56)	2	-1.0	Perez (4-11)	Achter (3-5)	Rivers (1)	2:30	688
39, 108	8/4	at BEL	W, 10-4	24-15 (52-56)	T1	+4.0	White (1-0)	Spangler (0-1)	Mitchell (1)	2:51	943
40, 109	8/5	at BEL	L, 4-3 (12)	24-16 (52-57)	2	-1.0	Fuentes (3-2)	Byrne (3-2)		3:11	2,131
41, 110	8/6	WIS	W, 5-2	25-16 (53-57)	2	-1.0	Cruz (3-6)	Lasker (1-5)		2:32	11,306
42, 111	8/7	WIS	L, 7-6	25-17 (53-58)	2	-1.0	Medlen (1-0)	Giovenco (0-1)	Williams (2)	2:49 (:35)	4,689
8/8 WIS Postponed by rain — to be made up 8/9 as part of a doubleheader											
43, 112	8/9	WIS	W, 1-0 (7)	26-17 (54-58)	2	-1.0	Perez (5-11)	Hall (5-4)	Rogers (5)	1:38	
44, 113	8/9	WIS	L, 5-0 (7)	26-18 (54-59)	2	-1.0	Garman (3-2)	Garrido (1-4)		1:50	5,157
45, 114	8/10	PEO	W, 6-0	27-18 (55-59)	2	-1.0	Billo (9-2)	Kirk (5-8)		2:13	3,256
46, 115	8/11	PEO	L, 9-6 (11)	27-19 (55-60)	2	-1.0	Gonzalez (5-4)	Byrne (3-3)	Berlind (4)	3:24	10,089
47, 116	8/12	PEO	L, 7-2	27-20 (55-61)	2	-1.0	Jokisch (9-3)	Adam (5-7)	Francescon (2)	2:36	12,587
48, 117	8/13	at CR	W, 4-3 (10)	28-20 (56-61)	2	-1.0	Mitchell (2-0)	Brooks (0-1)	Boruff (4)	3:26	4,433
49, 118	8/14	at CR	W, 3-2	29-20 (57-61)	T1	+3.0	Perez (6-11)	Fowler (1-3)	Boruff (5)	2:40	3,475
50, 119	8/15	at CR	W, 7-4	30-20 (58-61)	1	+1.0	Garrido (2-4)	La Tempa (2-8)	Rogers (6)	2:56	2,010
8/16 — OFF DAY —											
51, 120	8/17	BEL	L, 10-1	30-21 (58-62)	T1	+3.0	O'Rourke (5-3)	Billo (9-3)		2:52	4,384
52, 121	8/18	BEL	W, 2-0	31-21 (59-62)	1	+1.0	Ventura (3-4)	Soliman (7-9)	Boruff (6)	2:14	7,121
53, 122	8/19	BEL	L, 7-4	31-22 (59-63)	1	+1.0	Achter (4-6)	Adam (5-8)	Boer (2)	2:35	11,123
54, 123	8/20	at CLI	W, 7-1	32-22 (60-63)	1	+2.0	Perez (7-11)	Elias (2-1)		2:29	2,001
55, 124	8/21	at CLI	L, 7-1	32-23 (60-64)	1	+1.0	Capps (1-0)	Garrido (2-5)		2:39	1,198
56, 125	8/22	at CLI	L, 12-1	32-24 (60-65)	1	+1.0	Butler (2-3)	Billo (9-4)		2:25	804
57, 126	8/23	at CLI	L, 4-2	32-25 (60-66)	T2	-1.0	Kohlscheen (4-3)	Ventura (3-5)	Arias (9)	2:17	751
58, 127	8/24	at WIS	W, 4-1	33-25 (61-66)	T2	-1.0	Adam (6-8)	Arnett (0-3)	Rogers (7)	2:13	4,444
59, 128	8/25	at WIS	L, 5-2	33-26 (61-67)	3	-2.0	Miller (6-7)	Perez (7-12)		2:46	4,460
60, 129	8/26	at WIS	L, 19-7	33-27 (61-68)	3	-3.0	Garman (4-3)	Rivers (0-1)	Lasker (1)	3:29	5,427
61, 130	8/27	PEO	L, 4-3	33-28 (61-69)	3	-3.0	Peralta (3-5)	Billo (9-5)	Pichardo (1)	2:20	13,138
62, 131	8/28	PEO	L, 2-0	33-29 (61-70)	3	-4.0	Liria (2-3)	Ventura (3-6)	Negrin (1)	2:09	6,764
63, 132	8/29	PEO	W, 5-4	34-29 (62-70)	3	-3.0	Graham (1-0)	Garcia (1-1)	Boruff (7)	2:29	4,941
64, 133	8/30	PEO	L, 8-7	34-30 (62-71)	3	-3.5	Wallach (1-4)	Perez (7-13)	Pichardo (2)	3:15	5,035
65, 134	8/31	at CR	W, 4-3	35-30 (63-71)	3	-3.5	Mitchell (3-0)	Diemer (9-11)	Rogers (8)	3:00	1,506
66, 135	9/1	at CR	L, 9-6	35-31 (63-72)	3	-4.5	Gregersen (1-0)	Giovenco (0-2)	Correa (3)	3:02	1,632
67, 136	9/2	at CR	W, 9-1	36-31 (64-72)	3	-4.5	Ventura (4-6)	Diaz (0-3)		3:10	4,443
68, 137	9/3	CLI	L, 6-1	36-32 (64-73)	3	-5.0	Kohlscheen (5-3)	Adam (6-9)	Nava (4)	2:48 (2:20)	9,368
69, 138	9/4	CLI	W, 3-1	37-32 (65-73)	3	-4.0	Perez (8-13)	Kiel (0-2)	Rogers (9)	2:50	7,444
70, 139	9/5	CLI	L, 9-3	37-33 (65-74)	3	-5.0	Elias (4-2)	Mitchell (3-1)	Versnik (1)	2:29	6,549
9/6 END OF REGULAR SEASON / OFF DAY											
Game 1	9/7	BUR	W, 4-0	1-0			Billo (1-0)	Hassebrock (0-1)	Rogers (1)	2:16	880
Game 2	9/8	at BUR	L, 5-1	1-1			Bowman (1-0)	Ventura (1-1)		2:27	471
Game 3	9/9	at BUR	W, 3-2	2-1			Adam (1-0)	Macias (0-1)	Boruff (1)	2:30	462
Game 1	9/10	QC	L, 7-0	2-2			Rosenthal (1-0)	Perez (0-1)		2:09	785
Game 2	9/11	at QC	L, 6-5	2-3			DeJesus (1-0)	Cruz (0-1)		2:13	528



TEAM INDIVIDUAL NOTABLES

MWL ALL STARS

2011 MWL All-Stars

- Greg Billo, Mid-Season & Post-Season
- Chase Boruff, Mid-Season
- Sugar Ray Marimon, Mid-Season
- Gerard Hall, Mid-Season
- Leonel Santiago, Mid-Season

TOP CROWDS at ELFSTROM in 2011

Rank	Attendance	Date	Result	Score	Opponent
1.	13,138	8/27	L	4-3	Peoria
2.	12,587	8/12	L	7-2	Peoria
3.	11,306	8/6	W	5-2	Wisconsin
4.	11,123	8/19	L	7-4	Beloit
5.	10,129	7/3	W	2-1	Quad Cities
6.	10,089	8/11	L	9-6	Peoria
7.	9,425	7/15	L	3-2	Lansing
8.	9,368	9/3	L	6-1	Clinton
9.	9,285	7/16	L	9-3	Great Lakes
10.	9,105	5/14	W	7-3	Peoria



Cheslor Cuthbert

INDIVIDUAL STATISTICS

BATTERS	AVG	G	AB	R	H	2B	3B	HR	RBI	BB	IBB	SO	SB	CS	OBP	SLG	OPS	SF	DP	E
Adams, Lane	.230	43	152	22	35	7	2	1	11	14	0	44	7	2	.300	.322	.622	2	4	5
Aparicio, Julio	.169	67	231	18	39	10	1	3	14	8	0	78	1	4	.202	.260	.462	1	7	2
Beltre, Geulin	.264	122	459	62	121	18	4	3	42	34	1	92	18	11	.317	.340	.657	3	10	10
Calixte, Orlando	.208	81	289	19	60	5	1	3	31	20	1	70	11	4	.256	.263	.519	4	2	21
*Caseres, Steven	.231	7	26	2	6	1	0	0	2	2	0	4	0	1	.310	.269	.580	0	1	1
Cruz, Fernando	.227	13	44	2	10	0	0	0	0	1	0	8	0	2	.244	.227	.472	0	1	0
Cuthbert, Cheslor	.267	81	300	33	80	13	1	8	51	36	1	65	2	0	.345	.397	.742	4	4	13
David, Kevin	.240	42	150	15	36	6	0	1	11	14	0	28	0	0	.317	.300	.617	0	6	1
Eibner, Brett	.213	76	272	46	58	13	2	12	31	48	0	90	2	3	.340	.408	.748	0	9	1
Espinal, Yowill	.203	91	300	30	61	7	1	3	24	32	0	97	15	8	.277	.263	.540	4	3	14
Fletcher, Brian	.328	91	341	54	112	31	3	14	60	24	0	80	4	4	.386	.560	.946	2	9	7
#Franco, Angel	.249	97	382	49	95	14	6	4	27	36	0	40	5	6	.316	.348	.664	1	6	9
Graterol, Juan	.203	35	123	5	25	3	0	0	6	10	0	12	0	0	.263	.228	.491	0	8	2
#Hall, Gerard	.269	53	171	23	46	15	4	0	16	23	1	46	4	2	.355	.404	.759	2	1	8
Jenkins, Ryan	.237	33	118	13	28	7	0	1	14	9	0	21	0	0	.302	.322	.624	0	4	6
Jones, Travis	.234	48	154	18	36	6	0	4	16	15	0	31	2	0	.302	.351	.652	0	1	5
Kuebler, Jacob	.209	92	339	35	71	17	2	7	30	38	0	91	5	3	.291	.333	.624	0	8	4
Liberto, Michael	.190	15	21	2	4	1	0	0	0	8	1	4	3	1	.452	.238	.690	0	1	3
Llanos, Alex	.246	85	346	40	85	18	1	5	30	14	1	83	13	7	.275	.347	.622	3	3	2
*Pickett, Jovan	.267	35	105	16	28	0	2	0	5	10	0	22	9	4	.364	.305	.668	0	0	2
Stovall, Ryan	.307	57	205	27	63	15	5	8	31	15	2	45	5	3	.356	.546	.902	1	5	9
*Watts, Murray	.211	35	114	8	24	3	0	2	13	24	0	46	0	0	.353	.289	.642	0	4	6
Team Total	.242	139	4642	539	1123	210	35	79	465	435	8	1097	106	65	.311	.353	.664	27	97	157

PITCHERS	W	L	ERA	G	GS	CG	SHO	SV	SVO	IP	H	R	ER	HR	BB	IBB	SO	BK	WP
Adam, Jason	6	9	4.23	21	21	0	0	0	0	104.1	94	60	49	9	25	0	76	1	3
Billo, Greg	9	5	1.93	27	18	0	0	1	1	135.0	113	39	29	6	25	0	119	1	6
Boruff, Chase	4	1	2.30	41	0	0	0	7	10	66.2	51	22	17	1	20	1	63	4	5
Byrne, Chas	3	3	3.93	36	0	0	0	9	10	55.0	54	28	24	5	12	1	53	0	3
Caldwell, Allen	4	0	2.39	11	0	0	0	1	1	26.1	20	9	7	2	9	1	39	0	5
Carl, Edwin	0	0	12.00	2	0	0	0	0	0	3.0	7	4	4	0	2	1	5	0	2
Cruz, Antonio	1	0	1.80	11	1	0	0	0	0	30.0	23	8	6	2	13	0	39	0	5
Cruz, Antonio	3	6	2.73	33	11	0	0	1	1	105.1	91	37	32	7	41	0	97	0	10
Garrido, Santiago	2	5	6.34	19	9	0	0	0	1	61.0	75	45	43	6	30	0	49	0	11
Giovenco, Michael	0	2	6.93	13	0	0	0	0	1	24.2	35	23	19	0	19	0	28	0	3
Graham, Tyler	1	0	10.80	6	0	0	0	0	0	8.1	14	11	10	0	4	0	8	0	1
Graterol, Juan	0	0	9.00	1	0	0	0	0	0	1.0	2	1	1	1	1	0	2	0	0
Hayenga, Keaton	1	1	5.85	4	4	0	0	0	0	20.0	21	15	13	0	7	0	11	0	1
Hodge, Mitch	2	1	6.56	26	0	0	0	1	1	48.0	65	38	35	4	24	0	37	0	10
Keck, Jon	0	2	3.26	25	0	0	0	1	1	38.2	34	19	14	3	18	0	35	1	3
Marimon, Sugar Ray	3	5	3.68	13	13	0	0	0	0	66.0	55	30	27	6	20	0	54	1	5
Mitchell, Jason	3	1	2.11	10	3	0	0	1	1	38.1	37	11	9	1	5	0	27	0	1
Mitchell, Matt	3	1	6.00	14	0	0	0	1	2	24.0	38	18	16	1	13	3	13	0	0
Odenbach, Dusty	2	1	2.30	14	0	0	0	0	2	27.1	20	10	7	0	11	3	28	0	2
Penny, Robert	0	3	5.02	3	3	0	0	0	0	14.1	21	12	8	0	5	0	8	0	1
Perez, Leondy	8	13	3.41	27	27	0	0	0	0	153.0	167	77	58	7	29	1	108	4	3
Rivers, Alex	0	1	4.56	10	0	0	0	1	2	23.2	24	14	12	2	3	0	22	0	1
Rogers, Nick	1	1	2.45	20	0	0	0	9	9	29.1	20	8	8	4	12	0	27	0	1
Santiago, Leonel	7	7	3.06	18	18	0	0	0	0	108.2	101	43	37	6	19	0	92	0	6
Simmons, Crawford	0	3	6.97	3	2	0	0	0	0	10.1	13	8	8	0	6	1	12	0	1
Ventura, Yordano	4	6	4.27	19	19	0	0	0	0	84.1	82	43	40	8	24	0	88	1	13
White, Cole	1	0	6.46	13	0	0	0	0	0	15.1	24	11	11	1	9	0	16	0	0
Wooley, Nick	0	3	5.85	8	1	0	0	0	0	20.0	23	16	13	0	8	1	16	0	7
Team Total	65	74	3.81	139	139	0	9	32	42	1236.2	1233	623	524	75	373	13	1075	13	99

KEY: * - lefthanded hitter/pitcher, # - switch hitter



YEAR IN REVIEW

With snow on the ground and spring training still at a disheartening distance, Cougars staff warmed the souls of baseball fans with a “Meet the Royals” event in February. Fans were treated to a buffet dinner, talk of the upcoming season, and most importantly, an introduction to the franchise’s new Major League affiliate: the Kansas City Royals. Royals front office staff such as J.J. Picollo and Scott Sharp, along with new Cougars manager Vance Wilson spoke to fans and whetted the appetite for Opening Day.

Anticipation was high as April neared. Baseball America tabbed the Royals as the top farm system in Major League Baseball, and the Cougars’ Opening Day roster reflected the praise as several top prospects began the season in Geneva.

Home games in April and May welcomed children who participated in Ozzie’s Reading Club. Students who participated in the program earned a free ticket and joined their families for an on-field parade.

By mid to late-May, the countdown to summer was on and a fun-filled Memorial Day weekend included post-game fireworks shows, special entertainment and scout campouts. The month of May also christened the start of “Sunday Fundays” at the ballpark. Attending a Cougars game has always been a circus atmosphere, but select Sunday games included free kids entertainment such as balloon artists, face painters, craft stations and more.

History was made on May 18 when Cougars pitchers Sugar Ray Marimon and Chas Byrne combined for a nine-inning no-hitter in Cedar Rapids. The duo twirled the seventh “no-no” in franchise history and the first nine-inning Cougars no-hitter since 2003.

Eight days later, the Cougars took part in an unforgettable experience: playing a regular season game at Busch Stadium against the Quad Cities River Bandits, a St. Louis Cardinals farm team. The game, billed as “future Royals” versus “future Cardinals”, resulted in a 3-2 Cougars win. It was the third time in four seasons that Kane County took part in a regular season game at a big league ballpark. Months later, that stadium was site of one of the most historic postseason contests in baseball history, a pulsating Game 6 comeback win by the Cardinals.

The first of five former Cougars to make his major league debut in 2011 was Jemile Weeks. A member of the '08 Kane County squad, Weeks broke in with Oakland on June 7 and by season’s end, he was in the discussion for American League Rookie of the Year. Weeks finished the season with the second-highest batting average and second-most triples among rookies in A’s franchise history.

The Cougars were unable to clinch a first half playoff spot, but several individual honors were awarded as pitchers Greg Billo, Chase Boruff and Leonel Santiago participated in the Midwest League All-Star Game on June 21. Billo, a native of Chicago’s southwest suburbs, firmly established himself as the Cougars’ ace as the season wore on. Gerard Hall and Sugar Ray Marimon were also selected, but did not participate in the game.

At the big league level, several Cougars alumni were named to the Major League Baseball All-Star Game: Adrian Gonzalez, Miguel Cabrera and Josh Beckett. Andre Ethier was named to the squad as well. As evidence of the franchise’s reputation of developing future big league talent, 2011 marked the 15th straight season in which at least one former Cougar has been part of the MLB All-Star Game, dating back to 1997.

As the summer continued, the Cougars’ fan experience was enhanced

by a series of special theme nights that paid homage to Harry Potter, Superheroes, Christmas and Star Wars, among others. The Veeck Family "Night of 100 Promotions" on August 11 was one of the highlights from the 2011 promotional season. Cougars staff successfully executed a total of 100 promotions taking place before, during and after the game. Special guests of the evening included baseball executive Roland Hemond, sports promotions visionary Mike Veeck and former Chicago White Sox organist Nancy Faust. Each guest was presented with a Cougars jersey, threw a ceremonial first pitch, and interacted with the crowd. The promotional night was nominated for several post-season awards by Minor League Baseball.

Postseason baseball occurred at Kane County for the 13th time in 21 seasons as the team clinched a playoff berth on August 31. Ironically enough, the Cougars opposed Burlington in the first round. The two teams had essentially swapped affiliations during the off-season, and with former Cougars manager Aaron Nieckula now managing the Bees, the script was written for an entertaining opening round series. The Cougars eventually sent the Bees packing with a satisfying road win during a critical Game 3. Kane County's second round opponent, Quad Cities, put an end to the Cougars' season on September 11 with a walk-off win in Davenport and eventually claimed the Midwest League title.

With the conclusion of the Cougars' season, baseball news involving former Cougars continued into October as seven of the eight major league teams featured a former Cougar player or broadcaster. No single Cougars alum made quite an impact in the MLB playoffs than Texas Rangers outfielder Nelson Cruz. Cruz was named American League Championship Series MVP after hitting a postseason-record six home runs in the Rangers' LCS win over Detroit. The previous record of five home runs was shared by several players, including Reggie Jackson.

Also in October, Cougars assistant General Manager Curtis Haug was promoted to the head GM post. Haug began with the Cougars in 1993 and has been instrumental in leading the Cougars to 18 straight seasons of 400,000 or more fans.

By the start of November, the Cougars had finalized their 2012 schedule, inclusive of game times, promotions, entertainment and more and in early December, eager fans arrived in the early morning hours as single-game tickets for the 2012 season officially went on sale.

Around that time, the Royals and Cougars announced the 2012 Kane County field staff. Manager Brian Buchanan, after leading the Royals' Rookie-Advanced squad in Idaho Falls for the past two seasons, was promoted to the managerial post at Kane County. Buchanan's staff in 2012 also includes returning pitching coach Jim Brower, along with hitting coach Julio Bruno.

Just days before Christmas, the Cougars, in conjunction with Fifth Third Bank, announced a five-year sponsorship agreement that renamed Elfstrom Stadium. Philip B. Elfstrom Stadium, as it was originally named when opening as the home of the Cougars in 1991, is now officially known as Fifth Third Bank Ballpark.

As part of the renaming process, the Kane County Events Center was officially renamed as the Philip B. Elfstrom Events Center to honor the man who was instrumental in bringing minor league baseball to Kane County. Elfstrom, the former Kane County Forest Preserve President and Chairman of the Kane County Board, is regarded as a baseball visionary for building a minor league baseball stadium in the shadows of two Major League clubs and bringing Class-A baseball more than 20 years ago to the western suburbs of Chicago.



ORGANIZATIONAL HIGHLIGHTS

Organizational Highlights in 2011:

January 25 – The Cougars receive exciting news as Baseball America, rates the Kansas City Royals farm system as the best in all of baseball for its 2011 Prospect Handbook.

February 4 – The Cougars host a “Meet the Royals” event that welcomes first-year manager Vance Wilson, along with other Royals front office staff and coaches, to Elfstrom Stadium.

April 7 – The Cougars open the 2011 season – and their first game as a Royals affiliate – with a 9-3 loss at Wisconsin.

April 18 – Former Cougars manager Aaron Nieckula returns to Elfstrom Stadium as a foe. Nieckula, who is the winningest skipper in Kane County history, now manages the Burlington Bees, the new Class-A affiliate of the Oakland Athletics.

May 1 – The first “Sunday Funday” takes place as fans enjoy a variety of free, kid-friendly entertainment inside the ballpark at select Sunday games in 2011.

May 5 – The Cougars announce a new charitable initiative that will donate in-game proceeds from promotions to a variety of important causes this season, including Misericordia Home and the Glaucoma Research Foundation. In all, \$28,100 was donated to four charitable causes in 2011.

May 18 – Cougars pitchers Sugar Ray Marimon and Chas Byrne combine for a nine-inning no-hitter in Cedar Rapids. The no-hitter is the seventh in franchise history and the first nine-inning Cougars no-hitter since 2003.

May 20 – The Cougars receive third baseman Cheslor Cuthbert from the Royals’ extended spring training complex. Cuthbert, an 18-year old Nicaraguan is the youngest player on the roster.

May 26 – The Cougars defeat Quad Cities 3-2 at Busch Stadium as the two farm teams of the Missouri parent clubs battle at the home of the eventual World Series champions.

June 7 – Former Cougar Jemile Weeks becomes the 112th alumnus to reach the Major Leagues. Weeks debuts with the Oakland Athletics and by the end of the season, ranks among the league’s top rookies.

June 12 – Connie and Brittney Payton, along with former Chicago Bear Robin Earl, make an appearance at Elfstrom Stadium in conjunction with the Green Ribbon Motorcycle Ride and Rally, an event that benefits the Walter Payton Center Guild.

June 21 – Cougars players Greg Billo, Chase Boruff and Leonel Santiago compete in the Midwest League All-Star Game, held in Davenport. Teammates Gerard Hall and Sugar Ray Marimon are selected but do not participate.

July 3 – Former Cougars Adrian Gonzalez, Miguel Cabrera and Josh Beckett are selected for the Major League All-Star Game, to take place on July 12 at Chase Field in Arizona. This marks the 15th straight season in which at least one former Cougar has been part of a Major League All-Star Game, dating back to 1997. Andre Ethier is added to the All-Star roster to make a total of four All-Stars with Cougars ties.

July 14 – The Cougars receive pitcher Mike Giovenco from Idaho Falls. Giovenco pitched collegiately at the University of Illinois-Chicago as well as North Park University. Giovenco joins fellow pitcher Greg Billo as Chicagoland natives.

ORGANIZATIONAL HIGHLIGHTS

July 21 – Pitcher Antonio Cruz joins the Cougars from West Michigan. With the Cougars in the midst of a three-game series in Grand Rapids, the left-handed pitcher simply switches clubhouses after being part of a three-player trade involving both teams' parent clubs.

August 5 – The Cougars announce a partnership with USO of Illinois that will recognize military personnel for the remainder of the 2011 season as well as 2012. Active duty servicemen and women, along with their families, are admitted free into Cougars games.

August 11 – The Veeck Family "Night of 100 Promotions" welcomes a trio of baseball royalty to Elfstrom Stadium for a special evening: sports promotion visionary Mike Veeck, baseball executive Roland Hemond and former Chicago White Sox organist Nancy Faust. All three individuals take part in a pre-game ceremony and mingle with fans during the game. Cougars staff successfully execute a total of 100 promotions, culminating with a post-game flash mob on the field.

August 30 – Cougars pitcher Greg Billo and outfielder Brian Fletcher are named Kane County Pitcher and Player of the Year by the Kansas City Royals.

August 31 – The Cougars clinch a Midwest League playoff berth – their 13th postseason appearance in 21 seasons.

September 8 – With an opening round series win against Burlington, the Cougars advance to the League Championship Series for the second straight season.

September 11 – The Cougars' 2011 season comes to a close with a walk-off loss against Quad Cities in the LCS round. Quad Cities becomes the eventual Midwest League champion.

October 4 – Curtis Haug becomes the third General Manager in franchise history. Haug's time in the Cougars' front office began in 1993.

October 17 – Former Cougar and Texas Rangers outfielder Nelson Cruz is named American League Championship Series MVP after hitting a post-season-record six home runs in the Rangers' LCS win over Detroit.

December 20 – The Cougars, in conjunction with Fifth Third Bank, announce a five-year sponsorship agreement that renames Elfstrom Stadium. Philip B. Elfstrom Stadium, as it was originally named when opening as the home of the Cougars in 1991, is now officially known as Fifth Third Bank Ballpark. As part of the renaming process, the Kane County Events Center is officially renamed as the Philip B. Elfstrom Events Center to honor the man who was instrumental in bringing minor league baseball to Kane County.



Special guests of the Cougars Night of 100 Promotions, Baseball Executive Roland Hemond, Former White Sox Organist Nancy Faust and Baseball Visionary Mike Veeck.



2011 SEASON ROSTER

Pitchers

#		Active Dates	Team (if not KC)
19	Jason Adam	5/17-	
15	Greg Billo*	4/7-	
21	Chase Boruff*	4/7-	
17	Chas Byrne*	4/7-8/16	
31	Allen Caldwell	6/10-7/25	High-A Wilmington
18	Edwin Carl	8/29-	
30, 29	Antonio Cruz	7/21-	
33	Santiago Garrido	5/31-	
45	Mike Giovenco	7/14	
23	Tyler Graham	8/17-	
32	Keaton Hayenga*	4/7-/30	Extended Spring
45, 23	Mitch Hodge*	4/7-8/1	
44	Jon Keck*	4/7-7/12	High-A Wilmington
28	Sugar Ray Marimon*	4/7-6/23	
14	Jason Mitchell	7/24-	
31	Matt Mitchell*	4/7-6/6	(Released by Royals)
33	Dusty Odenbach*	4/7-5/30	High-A Wilmington
24	Robert Penny	5/1-13	Rookie-level Idaho Falls
22	Leondy Perez*	4/7-	
31	Alex Rivers	8/2-	
32	Nick Rogers	6/30-	
16	Leonel Santiago*	4/7-7/20	
25	Crawford Simmons*	4/7-25	Extended Spring
12	Yordano Ventura	5/14-7/13, 7/27-	
18	Cole White	7/13-8/28	High-A Wilmington
19	Nick Wooley*	4/7-5/12	(Released by Royals)

Catchers

3	Kevin David	7/4-	
34	Juan Graterol	6/7-8/11, 8/25-	
23	Ryan Jenkins*	4/7-6/6	Rookie-level Idaho Falls
18	Travis Jones*	4/7-7/8, 8/14-24	High-A Wilmington
1	Paul Krebs	7/14-23, 8/12-13	

Infielders

11	Orlando Calixte	5/24-	
25	Steven Caseres	5/12-19	(Released by Royals)
8	Fernando Cruz*	4/7-5/13	Rookie-level Arizona
8	Cheslor Cuthbert	5/20-	
7	Yowill Espinal*	4/7-	
2	Angel Franco*	4/7-19, 5/14-	
1	Gerard Hall*	4/7-6/13	(Released by Royals)
25	Jake Kuebler	5/20-	
11	Michael Liberto	4/20-5/19	High-A Wilmington
6	Ryan Stovall*	4/7-6/29	High-A Wilmington
34	Murray Watts*	4/7-5/23	Rookie-level Burlington

Outfielders

12	Lane Adams	4/12-6/7	Rookie-level Burlington
14, 44	Julio Aparicio	4/26-8/21	
26	Geulin Beltre*	4/7-	
24	Brett Eibner*	4/7-11, 6/8-	
4	Brian Fletcher*	4/7-5/11, 6/14-	
30	Alex Llanos*	4/7-7/17, 8/22-	
6	Jovan Pickett	7/18-	

* Denotes Player was on Opening Day Roster

2011 Cougars
Pitcher of the Year
Greg Billo





ABOUT THE LEAGUE

The 2012 season marks the 112th year of Minor League Baseball and the 66th for the Midwest League, which brings professional, affiliated baseball to cities throughout the Midwest. The MWL covers a seven-state region including Illinois (2 teams), Indiana (2), Iowa (4), Wisconsin (2), Michigan (3), Ohio (2) and Kentucky (1).

A total of 3.9 million fans attended Midwest League games in 2011. Playing a split-season 140-game schedule, the league begins play this year on April 5 and features a midseason All-Star Game on Tuesday, June 19, hosted by the Kane County Cougars.

As an affiliated league, each MWL team is partnered with a Major League Baseball parent club to provide players for their teams. This arrangement has brought terrific talent through the MWL over the years, including stars like Josh Beckett, Miguel Cabrera, Adrian Gonzalez, Jim Edmonds, Mark Grace, Greg Maddux, Albert Pujols, Alex Rodriguez, David Ortiz, Jake Peavy and Johan Santana.

OFFICE DIRECTORY

Mailing Address: P.O. Box 936, Beloit, WI 53512-0936

Street Address: 1118 Cranston Road, Beloit, WI 53511

Phone: (608) 364-1188 Fax: (608) 364-1913

Web: midwestleague.com

E-mail: mwl@midwestleague.com

President/Treasurer: George H. Spelius

Vice President: Ed Larson

VP/Legal Counsel/Secretary: Richard A. Nussbaum, II

League Administrator: Holly Voss

DIVISION ALIGNMENT

Western Division

Beloit Snappers
Burlington Bees
Cedar Rapids Kernels
Clinton LumberKings
Kane County Cougars
Peoria Chiefs
Quad Cities River Bandits
Wisconsin Timber Rattlers

Eastern Division

Bowling Green Hot Rods
Dayton Dragons
Fort Wayne TinCaps
Great Lakes Loons
Lake County Captains
Lansing Lugnuts
South Bend Silver Hawks
West Michigan Whitecaps



	BE	BG	BU	CR	CL	DA	FW	GL	KC	LC	LA	PE	QC	SB	WM	WI
BE	—	505	215	168	114	389	260	384	75	458	316	155	150	193	280	150
BG	505	—	507	573	55	262	344	554	442	472	475	436	536	368	525	600
BU	215	507	—	100	120	427	375	500	215	577	435	100	76	305	400	350
CR	168	573	100	—	84	510	390	550	215	592	450	178	80	320	412	274
CL	114	550	120	84	—	428	300	425	114	502	360	116	40	230	320	260
DA	389	262	427	510	428	—	127	307	326	227	260	329	430	244	328	484
FW	260	344	375	390	300	127	—	213	200	243	135	260	320	90	180	354
GL	384	554	500	550	425	307	213	—	323	295	80	424	450	224	104	479
KC	75	442	215	215	114	326	200	323	—	394	255	153	144	125	220	200
LC	458	472	577	592	502	227	243	295	394	—	248	500	512	273	320	554
LA	316	475	435	450	360	260	135	80	255	248	—	356	370	155	70	410
PE	155	436	100	178	116	329	260	424	153	500	356	—	100	230	320	300
QC	150	536	76	80	40	430	320	450	144	512	370	100	—	245	335	272
SB	193	368	305	320	230	244	90	224	125	273	155	230	245	—	121	188
WM	280	525	400	412	320	328	180	104	220	320	70	320	335	121	—	378
WI	150	600	350	274	260	484	354	479	200	554	410	300	272	288	378	—

ATTENDANCE FIGURES

	TOTAL	AVERAGE
Dayton Dragons	571,886	8,045
Kane County Cougars	410,262	6,123
Fort Wayne TinCaps	376,022	5,612
West Michigan Whitecaps	372,555	5,561
Lansing Lugnuts	345,089	5,382
Great Lakes Loons	264,249	3,830
Wisconsin Timber Rattlers	240,998	3,766
Lake County Captains	235,897	3,574
Bowling Green Hot Rods	237,070	3,538
Quad Cities River Bandits	223,025	3,485
Peoria Chiefs	187,915	2,763
Cedar Rapids Kernels	169,000	2,449
South Bend Silver Hawks	112,795	1,762
Clinton LumberKings	115,253	1,746
Beloit Snappers	66,982	1,030
Burlington Bees	54,284	835



2012 PLAYOFFS

FIRST HALF QUALIFIERS

1) The two (2) teams finishing in first place, one team in the Western Division, one team in the Eastern Division, in the first half of the season will qualify for the playoffs as “first half champion.”

2) The two (2) teams finishing in second place, one team in the Western Division, one team in the Eastern Division, in the first half of the season will qualify for the playoffs as wildcards.

SECOND HALF QUALIFIERS

1) The two (2) teams finishing in first place, one team in the Western Division, one team in the Eastern Division, in the second half of the season will qualify for the playoffs.

1a) If a first-place team in the second half has already qualified as a first-half qualifier (either as a champion or a wildcard), then the team finishing in second-place in the second half in that division will be designated as the “second-half champion.”

1b) If both the second-half first-place team and the second-half second-place team has already qualified for the playoffs as a first-half qualifier (either as a champion or a wildcard), then the third-place team in the second half will qualify as the “second-half champion.”

2) The two (2) teams finishing in second place, one team in the Western Division, one team in the Eastern Division, in the second half of the season will qualify for the playoffs as wildcards.

2a) If the team finishing in second-place in the second half has already qualified as a first-half playoff qualifier (either as a champion or a wildcard), then the third-place team in that division in the second half will qualify as the “second-half wildcard team.”

2b) If the third-place team in the second-half has already qualified for the playoffs in the first-half (either as a champion or a wildcard), and the first-place and second-place teams in the second half have already qualified for the playoffs, then the fourth-place team shall fill any remaining playoff berths in each division.

Note: The Midwest League Finals will alternate host divisions every year. In 2012, the West Division Champion will host games 1 and 2. The East Division Champion will host games 3, 4 and 5 (if necessary).

PLAYOFF BRACKET

Eastern 1st Half Champions

SERIES #1

Series #1 Winner

Eastern 2nd Half Wildcard

SERIES #5

Eastern Division Champions

Eastern 1st Half Wildcard

SERIES #2

Series #2 Winner

Eastern 2nd Half Champions

SERIES #7

MWL
Champion

Western 1st Half Champions

SERIES #3

Series #3 Winner

Western 2nd Half Wildcard

SERIES #6

Western Division Champions

Western 1st Half Wildcard

SERIES #4

Series #4 Winner

Western 2nd Half Champions

PLAYOFF SCHEDULE

September 3 (Labor Day): Last Day of Regular Season

September 4: Open Date

Sept 5, 6, & 7 (if necessary):

1st Round - Quarter Final - Best of 3

Sept 8, 9, & 10 (if necessary)

2nd Round - Division Championship - Best of 3

Sept 11: Open Date

Sept 12, 13: League Championship - Games 1 & 2

Sept 14: Open Date

Sept 15, 16 & 17 (if necessary): League Championship - Best of 5



MWL TEAM INFO

BELOIT SNAPPERS

2301 Skyline Drive

Beloit, WI 53511

Phone: (608) 362-2272

Fax: (608) 362-0418

Press Box: (608) 362-2078

E-mail: snappy@snappersbaseball.com

Web: www.snappersbaseball.com

Pohlman Field: Constructed in 1982, Capacity 3,501,

LF-325 CF-380 RF-325

General Manager: Matt Bosen

Media Contact: Chrissy Scaffidi

Field Manager: Nelson Prada

Pitching Coach: Gary Lucas

Hitting Coach: Tommy Watkins

Trainer: Alan Rail



Affiliate of the Minnesota Twins



BOWLING GREEN

HOT RODS

300 8th Avenue

Bowling Green, KY 42101

Phone: (270) 901-2121

Fax: (270) 901-2165

Press Box: (270) 846-2815

E-mail: fun@bghotrods.com

Web: www.bghotrods.com

Bowling Green Ballpark:

Constructed in 2009, Capacity 4,559,

LF-318 CF-400 RF-326

General Manager: Ryan Gates

Media Contact: Hank Fuerst

Field Manager: Brady Williams

Pitching Coach: Bill Moloney

Hitting Coach: Manny Castillo

Trainer: Jeremy Spencer



Affiliate of the Tampa Bay Rays



MWL TEAM INFO

BURLINGTON BEES

2712 Mt. Pleasant Street

Burlington, IA 52601

Phone: (319) 754-5705

Fax: (319) 754-5882

Press Box: (319) 754-5705

E-mail: staff@gobees.com

Web: www.gobees.com

Community Field:

Constructed in 1947, rebuilt in 1973, renovated in 2005,
Capacity 3,200, LF-338 CF-403 RF-318

General Manager: Chuck Brockett

Media Contact: John Rodgers

Field Manager: Aaron Nieckula

Pitching Coach: John Wasdin

Hitting Coach: Haas Pratt

Trainer: Travis Tims



Affiliate of the Oakland A's



CEDAR RAPIDS KERNELS

950 Rockford Road SW

Cedar Rapids, IA 52404

Phone: (319) 363-3887

Fax: (319) 363-5631

Press Box: (319) 896-7579

E-mail: kernels@kernels.com

Web: www.kernels.com

Perfect Game Field at Veterans Memorial Stadium:

Constructed in 2002, Capacity 5,300

LF-315 CF-400 RF-325

General Manager: Doug Nelson

Media Contact: Andy Pantini

Field Manager: Jamie Burke

Pitching Coach: Chris Gissell

Hitting Coach: Mike Eylward

Trainer: Omar Uribe



Affiliate of the Los Angeles Angels of Anaheim





MWL TEAM INFO

CLINTON LUMBERKINGS

537 Ball Park Drive

Clinton, IA 52732

Phone: (563) 242-0727

Fax: (563) 242-1433

Press Box: (563) 242-0727

E-mail: lumberkings@lumberkings.com

Web: www.lumberkings.com

Ashford University Field: Constructed in 1937,
renovated in 2006,

Capacity 4,500, LF-335 CF-401 RF-325

General Manager: Ted Tornow

Media Contact: Chad Seely

Field Manager: Eddie Menchaca

Pitching Coach: Andrew Lorraine

Hitting Coach: Tommy Cruz

Trainer: Jake Naas



Affiliate of the Seattle Mariners



DAYTON DRAGONS

220 N. Patterson Boulevard

Dayton, OH 45402

Phone: (937) 228-2287

Fax: (937) 228-2284

Press Box: (937) 281-0042

E-mail: dragons@daytondragons.com

Web: www.daytondragons.com

Fifth Third Field:

Constructed in 2000,

Capacity 7,230,

LF-338 CF-402 RF-338

General Manager: Gary Mayse

Media Contact: Tom Nichols

Field Manager: Delino DeShields

Pitching Coach: Tom Browning

Hitting Coach: Alex Pelaez

Trainer: Tyler Steele



Affiliate of the Cincinnati Reds





MWL TEAM INFO

FORT WAYNE TINCAPS

1301 Ewing Street
Fort Wayne, IN 46802
Phone: (260) 482-6400

Fax: (260) 471-4678

Press Box: (260) 407-5769

E-mail: info@tincaps.com

Web: www.tincaps.com

Parkview Field: Constructed in 2009 Capacity 8,100

LF-336 CF-400 RF-318

Team President: Mike Nutter

Media Contact: Dan Watson

Field Manager: Jose Valentin

Pitching Coach: Willie Blair

Hitting Coach: Jacque Jones

Trainer: Dan Turner



F O R T W A Y N E

Affiliate of the San Diego Padres



GREAT LAKES LOONS

825 East Main Street

Midland, MI 48640

Phone: (989) 837-2255

Fax: (989) 837-8780

Press Box: (989) 837-6160

E-mail: info@loons.com

Web: www.loons.com

Dow Diamond: Constructed in 2007,

Capacity 5,200, LF-332 CF-400 RF-325

General Manager: Paul Barbeau

Media Contact: Brad Golder, Alex Wassel

Field Manager: John Shoemaker

Pitching Coach: Hector Berrios

Hitting Coach: Razor Shines

Trainer: TBA



Affiliate of the Los Angeles Dodgers





MWL TEAM INFO

LAKE COUNTY CAPTAINS

35300 Vine Street
Eastlake, OH 44095
Phone: (440) 975-8085
Fax: (440) 975-8958
Press Box: (440) 975-8085 ext. 144
E-mail: info@lakecountycaptains.com
Web: www.captainsbaseball.com
Classic Park: Constructed in 2003,
Capacity 6,157,
LF-320 CF-400 RF-320
General Manager: Brad Seymour
Media Contact: Craig Deas
Field Manager: David Wallace
Pitching Coach: Jeff Harris
Hitting Coach: Jim Rickon
Trainer: Bobby Ruiz



CLEVELAND



Affiliate of the Cleveland Indians

LANSING LUGNUTS

505 E. Michigan Avenue
Lansing, MI 48912
Phone: (517) 485-4500
Fax: (517) 485-4518
Press Box: (517) 485-5307
E-mail: info@lansinglugnuts.com
Web: www.lansinglugnuts.com
Cooley Law School Stadium: Constructed in 1996,
renovated in 2008,
Capacity 11,000, LF-305 CF-412 RF-305
General Manager: Pat Day
Media: Jesse Goldberg-Strassler
Field Manager: John Tamargo, Jr.
Pitching Coach: Vince Horseman
Hitting Coach: Kenny Graham
Trainer: James Gardiner



Affiliate of the Toronto Blue Jays



MWL TEAM INFO

PEORIA CHIEFS

730 S.W. Jefferson Street
Peoria, IL 61605
Phone: (309) 680-4000
Fax: (309) 680-4080
Press Box: (309) 680-4045
E-mail: feedback@chiefsnet.com
Web: www.peoriachiefs.com
O'Brien Field: Constructed in 2002,
Capacity 7,500,
LF-310 CF-400 RF-310
General Manager: Ralph Converse
Media Contact: Nathan Baliva
Field Manager: Casey Kopitzke
Pitching Coach: Tom Pratt
Hitting Coach: Barbaro Garbey
Trainer: Shane Nelson



Affiliate of the Chicago Cubs



QUAD CITIES RIVER BANDITS

209 South Gaines Street
Davenport, IA 52802
Phone: (563) 322-6348
Fax: (563) 324-3109
Press Box: (563) 333-2700
E-mail: bandit@riverbandits.com
Web: www.riverbandits.com
Modern Woodmen Park: Constructed in 1931,
renovated in 2004, Capacity 6,200,
LF-343, CF-400 RF-318
General Manager: Stefanie Brown
Media Contact: Marco LaNave
Field Manager: Luis Aguayo
Pitching Coach: Ace Adams
Hitting Coach: Joe Kruzell
Trainer: Scott Ensell



Affiliate of the St. Louis Cardinals





MWL TEAM INFO

SOUTH BEND SILVER HAWKS

501 West South Street

South Bend, IN 46601

Phone: (574) 235-9988

Fax: (574) 235-9950

Press Box: (574) 968-0800

E-mail: hawks@silverhawks.com

Web: www.silverhawks.com

Coveleski Stadium: Constructed in 1987,

Capacity 5,000,

LF-336 CF-405 RF-336

President: Joe Hart

Media Contact: Travis Lucian

Field Manager: Mark Haley

Pitching Coach: Wellington Cepeda

Hitting Coach: Bobby Smith

Trainer: Kevin Burroughs



Affiliate of the Arizona Diamondbacks

WEST MICHIGAN WHITECAPS

4500 West River Drive

Comstock Park, MI 49321

Phone: (616) 784-4131

Fax: (616) 784-4911

Press Box: (616) 784-2870

E-mail: playball@whitecapsbaseball.com

Web: www.whitecapsbaseball.com

Fifth Third Ballpark: Constructed in 1994,

Capacity 10,051,

LF-317 CF-402 RF-327

VP/General Manager: Jim Jarecki

Media Contact: Mickey Graham

Field Manager: Ernie Young

Pitching Coach: Mark Johnson

Hitting Coach: Scott Dwyer

Trainer: T.J. Saunders



Affiliate of the Detroit Tigers

MWL TEAM INFO

WISCONSIN TIMBER RATTTLERS

2400 North Casaloma Drive

Appleton, WI 54913

Phone: (920) 733-4152

Fax: (920) 733-8032

Press Box: (920) 733-6342

E-mail: info@timberrattlers.com

Web: www.timberrattlers.com

Time Warner Cable Field at Fox Cities Stadium:

Constructed in 1995,

Capacity 4,850,

LF-325 CF-400 RF-325

General Manager: Rob Zerjav

Media Contact: Chris Mehring

Field Manager: Matt Erickson

Pitching Coach: Chris Hook

Hitting Coach: Dusty Rhodes

Trainer: Jeff Paxson



Affiliate of the Milwaukee Brewers

2011 FINAL STANDINGS

Midwest League Eastern

	W	L	PCT	GB	Home	Away	Div	Streak	Last10
Dayton Dragons	83	57	.593	-	45-25	38-32	69-47	W1	7-3
Lansing Lugnuts	77	60	.562	4.5	38-28	39-32	61-52	L1	7-3
Bowling Green Hot Rods	77	63	.550	6.0	48-22	29-41	63-53	L4	4-6
Great Lakes Loons	72	67	.518	10.5	36-34	36-33	57-58	L1	3-7
West Michigan Whitecaps	70	69	.504	12.5	38-34	32-35	55-60	L1	5-5
Fort Wayne TinCaps	69	70	.496	13.5	35-35	34-35	55-60	W1	5-5
South Bend Silver Hawks	67	72	.482	15.5	35-33	32-39	56-59	W1	5-5
Lake County Captains	53	86	.381	29.5	30-40	23-46	44-71	W3	4-6

Midwest League Western

	W	L	PCT	GB	Home	Away	Div	Streak	Last10
Quad Cities River Bandits*	81	56	.591	-	41-26	40-30	66-47	W1	7-3
Burlington Bees	76	62	.551	5.5	42-27	34-35	68-46	L1	7-3
Beloit Snappers	69	69	.500	12.5	35-34	34-35	56-58	L1	5-5
Wisconsin Timber Rattlers	67	72	.482	15.0	35-35	32-37	56-59	W1	4-6
Kane County Cougars	65	74	.468	17.0	30-40	35-34	56-59	L1	4-6
Clinton LumberKings	63	76	.453	19.0	28-41	35-35	52-63	W1	5-5
Cedar Rapidsernels	61	78	.439	21.0	35-35	26-43	52-63	W1	4-6
Peoria Chiefs	60	79	.432	22.0	34-36	26-43	52-63	L1	5-5



MWL STATS AND LEADERS

TEAM BATTING	AVG	G	AB	R	H	TB	2B	3B	HR	RBI	SF	HBP	BB	IBB	SO	SB	CS	SLG	OBP
Dayton	.264	140	4636	696	1224	1808	215	45	93	627	36	57	430	11	1144	228	81	.390	.332
Peoria	.262	139	4710	569	1232	1708	233	27	63	520	44	60	355	14	928	79	53	.363	.319
Quad Cities	.261	137	4582	687	1196	1810	281	33	89	605	49	73	550	10	1025	101	48	.395	.346
Fort Wayne	.261	139	4609	641	1202	1719	244	36	67	550	48	64	457	8	1078	220	76	.373	.333
West Michigan	.255	139	4619	550	1176	1652	207	19	77	497	35	52	391	10	1044	82	35	.358	.318
Bowling Green	.252	140	4634	645	1170	1814	240	43	106	588	34	110	421	7	1041	120	52	.391	.327
Wisconsin	.252	139	4565	608	1149	1667	204	43	76	537	34	55	473	6	1107	165	75	.365	.327
Beloit	.251	138	4463	659	1121	1719	249	29	97	597	52	94	461	9	1087	105	71	.385	.331
Lansing	.250	137	4561	691	1142	1737	243	44	88	610	50	68	545	13	1160	154	51	.381	.336
Lake County	.246	139	4659	573	1148	1741	247	35	92	496	40	56	432	13	1111	92	52	.374	.315
Burlington	.245	138	4514	611	1104	1649	231	31	84	533	37	62	484	6	1094	146	54	.365	.324
Kane County	.242	139	4642	539	1123	1640	210	35	79	465	27	43	435	8	1097	106	65	.353	.311
South Bend	.241	139	4467	558	1078	1603	234	36	73	489	36	69	432	13	1033	131	59	.359	.316
Great Lakes	.240	139	4572	552	1096	1698	220	38	102	489	43	79	435	5	1009	87	37	.371	.314
Clinton	.238	139	4589	566	1093	1632	192	37	91	523	43	70	435	7	1090	166	71	.356	.311
Cedar Rapids	.237	139	4567	548	1083	1576	195	35	76	491	40	85	398	10	1077	120	53	.345	.308

BATTING TOP 10 (minimum 2.7 PA/league games)

BATTER	CLUB	AVG	G	AB	R	H	HR	RBI
Taveras, Oscar	QC	.351	78	308	52	119	8	62
Whitaker, Josh	BUR	.326	113	396	67	129	17	68
Marisnick, Jake	LAN	.320	118	462	68	148	14	77
Liriano, Rymer	FW	.319	116	455	81	145	12	62
Castellanos, Nick	WM	.312	135	507	65	158	7	76
Jones, Richard	PEO	.309	123	472	62	146	24	98
Walters, Zach	SB	.302	97	361	69	109	9	56
Lutz, Donald	DAY	.301	123	465	85	140	20	75
Silva, Rubi	PEO	.300	93	390	59	117	3	37
Hawn, Cody	WIS	.294	101	377	56	111	6	50
Mittelstaedt, T.J.	WIS	.293	113	379	72	111	12	46

HOME RUNS

Arbelo, Yazy	SB	31
Jones, Richard	PEO	24
Dietrich, Derek	BG	22

DOUBLES

Vidal, David	DAY	37
Castellanos, Nick	WM	36
Jones, Richard	PEO	36

5 others tied at 34.

RBI

Jones, Richard	PEO	98
Arbelo, Yazy	SB	95
Knecht, Marcus	LAN	86
Wunderlich, Philip	BG	86
Vidal, David	DAY	85

TRIPLES

Landry, Leon	GL	11
Rogers, Cody	BG	11
Grider, Casio	GL	10
Hamilton, Billy	DAY	9

3 others tied at 8.

HITS

Castellanos, Nick	WM	158
Hamilton, Billy	DAY	153
Marisnick, Jake	LAN	148
Jones, Richard	PEO	146
Liriano, Rymer	FW	145

ON BASE PERCENTAGE

Price, Robby	BG	.426
Mittelstaedt, T.J.	WIS	.410
Whitaker, Josh	BUR	.402
Marisnick, Jake	LAN	.392
Rodriguez, Jonathan	QC	.389

STOLEN BASES

Hamilton, Billy	DAY	103
Liriano, Rymer	FW	65
Noel, Rico	FW	50
Witherspoon, T.	CR	44
Keen, Reggie	WIS	41

SLUGGING PERCENTAGE

Fletcher, Brian	KC	.557
Whitaker, Josh	BUR	.556
Aguilar, Jesus	LC	.544
Jones, Richard	PEO	.538
Arbelo, Yazy	SB	.516

MWL STATS AND LEADERS

TEAM	PITCHING	W-L	PCT	ERA	G	CG	SHO	SV	IP	H	R	ER	HR	SAC	SF	HB	BB	SO	WP	BK
Dayton		83-57	.593	3.39	140	2	14	36	1209.2	1087	543	455	84	24	23	77	461	1292	101	9
Burlington		76-62	.551	3.45	138	0	12	34	1209.0	1104	569	463	82	51	43	68	400	1028	96	9
Great Lakes		72-67	.518	3.62	139	2	5	48	1218.1	1129	586	490	69	30	31	75	464	1097	109	17
Quad Cities		81-56	.591	3.63	137	1	9	43	1198.0	1037	555	483	83	52	40	69	450	1105	102	15
West Michigan		70-69	.504	3.68	139	4	8	43	1214.0	1140	574	497	73	37	50	67	442	1054	107	15
South Bend		67-72	.482	3.68	139	2	8	34	1192.0	1127	580	488	86	38	49	51	378	970	75	5
Beloit		69-69	.500	3.73	138	3	5	29	1198.2	1159	604	497	92	49	36	60	421	1076	87	12
Clinton		63-76	.453	3.78	139	2	6	36	1224.2	1166	613	514	75	49	58	59	506	1166	108	21
Lansing		77-60	.562	3.78	137	3	8	44	1189.2	1214	636	500	72	39	38	54	378	1056	80	14
Kane County		65-74	.468	3.81	139	0	9	32	1236.2	1233	623	524	75	38	33	59	373	1075	99	13
Bowling Green		77-63	.550	3.81	140	2	12	39	1215.1	1198	599	515	110	42	30	69	431	1119	124	18
Cedar Rapids		61-78	.439	3.89	139	4	5	37	1212.1	1192	637	524	71	53	56	94	481	962	143	8
Peoria		60-79	.432	3.92	139	1	6	27	1221.0	1154	649	532	110	50	41	73	454	953	99	20
Fort Wayne		69-70	.496	3.99	139	1	11	29	1214.1	1147	638	539	86	32	42	54	462	1117	116	12
Wisconsin		67-72	.482	4.01	139	7	7	37	1197.2	1122	619	534	81	36	40	79	497	1044	118	16
Lake County		53-86	.381	4.08	139	2	3	28	1216.1	1128	668	551	104	47	38	89	536	1011	156	14

PITCHING TOP 10 (minimum 0.8 IP/league games)

PITCHER	CLUB	W-L	ERA	IP	H	BB	SO
Billo, Greg	KC	9-5	1.93	135.0	113	25	119
Gould, Garrett	GL	11-6	2.40	123.2	102	37	104
Whiting, Boone	QC	5-2	2.41	119.2	82	24	122
Hassebrock, Blake	BUR	7-8	2.64	139.2	133	46	110
Hardy, Mark	FW	11-10	2.78	129.1	117	32	96
Fernandez, Anthony	CLI	7-4	2.80	125.1	109	42	107
Sampson, Keyvius	FW	12-3	2.90	118.0	81	49	143
Salcedo, Adrian	BEL	6-6	2.93	135.0	131	27	92
Jokisch, Eric	PEO	9-3	2.96	118.2	106	32	103
Smith, Josh	DAY	14-7	2.97	142.1	122	33	166

WINS

Smith, Josh	DAY	14
Ferrara, Anthony	QC	13
Jensen, George	BG	13
Mateo, Victor	BG	12
Sampson, Keyvius	FW	12

HOME RUNS ALLOWED

Cooper, Jordan	LC	19
Kirk, Austin	PEO	17
Soliman, Manuel	BEL	17
3 others tied at 16.		

SAVES

Hayes, Drew	DAY	22
Rearick, Chris	BG	20
Holle, Greg	WIS	19
Rondon, Bruce	WM	19
Ehlert, Clayton	LC	16

GAMES

Franklin, Chris	FW	63
Dominick, Adam	FW	59
Carvajal, Yefri	FW	56
Dickerson, Dale	LC	53
Sanchez, Deiber	FW	52

STRIKEOUTS

Smith, Josh	DAY	166
Corcino, Daniel	DAY	156
Sampson, Keyvius	FW	143
Renken, Daniel	DAY	141
Romero, Enny	BG	140

INNINGS PITCHED

Bowman, Josh	BUR	154.2
Perez, Leondy	KC	153.0
Eichhorn, Kevin	WM	152.0
Kirk, Austin	PEO	151.0
Nelson, Jimmy	WIS	146.0

LOSSES

Bradley, J.R.	SB	16
Perez, Leondy	KC	13
Shields, Jeffrey	SB	13
Goodnight, Michael	LC	12
Kirk, Austin	PEO	12



MWL VISITING TEAM HOTELS

Beloit Snappers

Rodeway Inn
2956 Milwaukee Road
Beloit, WI 53511
Ph. 608-364-4000
fx. 608-365-2611
Contact: Pamela Stanley

Bowling Green Hot Rods

Hometown Suites
1929 Mel Browning St.
Bowling Green, KY 42104
Ph. 270-846-3311
fx. 270-843-4511

Burlington Bees

Best Western Pzazz Fun City
3001 Winegard Drive
Burlington, IA 52601
Ph. 319-753-2223
fx. 319-753-2224
Contact: Dave Walker

Cedar Rapids Kernels

Best Western Coopers Mill
100 F Avenue NW
Cedar Rapids, IA 52405
Ph. 319-366-5323
fx. 319-366-5323
Contact: Dan Beltz

Clinton LumberKings

Super 8
1711 Lincoln Way
Clinton, IA 52732
Ph. 563-242-8870
fx. 563-242-2368
Contact: Aaron Howard

Dayton Dragons

Comfort Inn
7125 Miller Lane
Dayton, OH 45414
Ph. 937-890-9995
fx. 937-890-9995
Contact: Bess Back

Fort Wayne Tincaps

Courtyard by Marriott
1150 S. Harrison St.
Fort Wayne, IN 46802
Ph. 260-490-3629
fx. 260-490-7608
Contact: Keri Whitmore

Great Lakes Loons

Holiday Inn
810 Cinema Dr.
Midland, MI 48642
Ph. 989-794-8500
fx. 989-794-8501
Contact: Brooke Krantz

Kane County Cougars

Pheasant Run Resort
4051 E. Main St.
St. Charles, IL 60174
Ph. 630-584-6300
fx. 630-584-9831
Contact: Jeanne Hahn or
Eric Yarolimek

Lake County Captains

Comfort Inn & Suites
7701 Reynolds Road
Mentor, OH 44060
Ph. 440-951-7333
fx. 440-951-0961
Contact: Rick Dinan

Lansing Lugnuts

Lexington Lansing Hotel
925 South Creyts Road
Lansing, MI 48917
Ph. 517-323-7100
fx. 517-323-2180
Contact: Kristin Porter



MWL VISITING TEAM HOTELS

Peoria Chiefs

Jameson Inn & Suites
4112 N. Brandywine Drive
Peoria, IL 61614
Ph. 309-685-2556
fx. 309-685-6272
Contact: Erin Ober

Quad Cities River Bandits

Clarion Hotel
5202 Brady Street
Davenport, IA 52806
Ph. (563) 391-1230
Fx. (563) 391-6715
Contact: John Salkeld

South Bend Silver Hawks

Double Tree by Hilton
123 N. St. Joseph St.
South Bend, IN 46601
Ph. 574-272-2000
fx. 574-272-2252
Contact: LeAnn Allen

West Michigan Whitecaps

Holiday Inn Express
358 River Ridge Dr. NW
Walker, MI 49544
Ph. 616-647-4100
fx. 616-647-4101
Contact: Andrew White

Wisconsin Timber Rattlers

Microtel Inn & Suites
321 Metro Drive
Appleton, WI 54913
Ph. 920-997-3121
fx. 920-997-3321
Contact: Daisy Horne



SINGLE SEASON BATTING LEADERS

Games

1. Billy McMillon, 1994	137
2. Charles Johnson, 1993	135
Kevin Millar, 1994	135
Scott Podsednik, 1997	135
3. Curtis Goodwin, 1992	134
Quincy Foster, 1998	134
4. Ralph Milliard, 1994	133
Tyrone Horne, 1997	133
Brant Colamarino, 2003	133
Anthony Aliotti, 2010	133

At Bats

1. Raul Franco, 1998	551
2. Quincy Foster, 1998	545
3. Curtis Goodwin, 1992	542
4. Willy Hill, 1999	535
Will Smith, 2001	535
5. Adrian Gonzalez, 2001	516
6. Ralph Milliard, 1994	515
John McCurdy, 2003	515
7. Brett Roneberg, 1999	511
8. Greg Dowling, 2008	510

Hits

1. Willy Hill, 1999	162
2. Adrian Gonzalez, 2001	161
3. Raul Franco, 1998	158
4. Ross Gload, 1998	157
5. Curtis Goodwin, 1992	153
Ralph Milliard, 1994	153
6. Will Smith, 2001	150
7. Alex Ochoa, 1992	147
Brett Roneberg, 1999	147
8. 2 tied at	144

Home Runs

1. Jason Stokes, 2002	27
2. Jim Kavourias, 2001	23
3. Jeff Baisley, 2006	22
4. Josh Booty, 1996	21
Tyrone Horne, 1997	21

5. Nelson Cruz, 2003	20
6. Charles Johnson, 1993	19
Kevin Millar, 1994	19
Jose Santos, 1999	19
Brant Colamarino, 2003	19

Runs

1. Ralph Milliard, 1994	97
2. Conner Crumbliss, 2010	95
2. Jose Santos, 1999	93
3. Will Smith, 2001	92
4. Randy Winn, 1996	90
Quincy Foster, 1998	90
5. Todd Dunwoody, 1995	89
Tyrone Horne, 1997	89
6. Billy McMillon, 1994	88
Brett Roneberg, 1999	88
Luke Appert, 2004	88

RBI

1. Jeff Baisley, 2006	110
2. Jose Santos, 1999	105
3. Adrian Gonzalez, 2001	103
4. Billy McMillon, 1994	101
5. Charles Johnson, 1993	94
6. Kevin Millar, 1994	93
7. Ross Gload, 1998	92
8. Tyrone Horne, 1997	91
Will Smith, 2001	91
9. Todd Dunwoody, 1995	89

Doubles

1. Ross Gload, 1997	41
2. Ryan Jackson, 1995	39
3. Todd Priddy, 1993	38
4. Adrian Gonzalez, 2001	37
5. John Roskos, 1995	36
6. Kevin Millar, 1994	35
Jeff Baisley, 2006	35
8. Ralph Milliard, 1994	34
9. John McCurdy, 2003	33
Greg Dowling, 2008	33



SINGLE SEASON BATTING LEADERS

Triples

1.Quincy Foster, 1998	10
2.Dave Berg, 1994	8
Todd Dunwoody, 1995	8
Chip Ambres, 2001	8
3.Alex Ochoa, 1992	7
Amaury Garcia, 1996	7
Julio Ramirez, 1997	7
Chris Aguila, 1999	7
4.Ryan Jackson, 1995	6
Willy Hill, 1999	6
Francisco Ferrand, 2000	6
Kevin Hooper, 2000	6
Jose Pineda, 2006	6
Alex Valdez, 2007	6
Franklin Hernandez, 2009	6
Leonardo Gil, 2010	6
Angel Franco, 2011	6

Stolen Bases

1.Quincy Foster, 1998	73
2.Curtis Goodwin, 1992	52
3.Charlie Frazier, 2002	48
4.Jesus Medrano, 1999	42
5.Luis Castillo, 1995	41
Julio Ramirez, 1997	41
6.Todd Dunwoody, 1995	39
7.Willy Hill, 1999	38
8.Amaury Garcia, 1996	37
Tyreace House, 2010	37

Walks

1. Conner Crumbliss, 2010	126
2.Tyrone Horne, 1997	104
3.Tyreace House, 2010	96
4.Anthony Aliotti, 2010	92
5.Jeff Venghaus, 1997	86
6.Ryan Robertson, 1997	85
7.Billy McMillon, 1994	84
Brian Ingram, 2004	84
8.Jose Santos, 1999	83
9.Luke Appert, 2004	80

Strikeouts

1. Josh Booty, 1996	195
2.Nate Rolison, 1997	170
3 .Max Stassi, 2010	141
4.Matt Padgett, 2000	139
5.Alex Melconian, 1998	135
Rashun Dixon, 2010	135
6.Jose Pineda, 2006	132
Anthony Aliotti, 2010	132
7. Willie Brown, 1994	131
8. Jose Santos, 1999	130

Average

1. Jason Stokes, 2002	.341
2.Luis Castillo, 1995	.326
3.Matt Erickson, 1998	.324
4.Ross Gload, 1998	.313
5.Adrian Gonzalez, 2001	.312
6.Brian Snyder, 2004	.311
Vasili Spanos, 2004	.311
7.Tyrone Horne, 1997	.306
Willy Hill, 1999	.306
8. Kevin Millar, 1994	.302

**Boldface denotes 2011 Cougars
Statistics through September 5, 2011**



CAREER BATTING LEADERS

Games

1. Kory Wayment, 03-05	271
2. Greg Dowling, 07-08	256
3. David Callahan, 99-00	255
4. Todd Johnson, 06-08	241
5. Raul Padron, 05-06	212
6. Jose Pineda, 05-06	206
7. Brett Roneberg, 98-99	200
8. Francisco Ferrand, 99-02	195
9. Nick Blasi, 05-06	191
10. Eddie Kim, 04-05	190

At Bats

1. Greg Dowling, 07-08	961
2. Todd Johnson, 06-08	890
3. David Callahan, 99-00	912
4. Kory Wayment, 03-05	837
5. Brett Roneberg, 98-99	751
6. Jose Pineda, 05-06	746
7. Raul Padron, 05-06	733
8. Steve Kleen, 06, 09	725
9. Nick Blasi, 05-06	699
10. Chip Ambres, 00-01	697

Hits

1. Greg Dowling, 07-08	255
2. Todd Johnson, 06-08	236
3. David Callahan, 99-00	232
4. Brett Roneberg, 98-99	212
5. Steve Kleen, 06, 09	204
6. Kory Wayment, 03-05	199
7. Jose Pineda, 05-06	190
Mike Massaro, 06-07	190
8. Francisco Ferrand, 99-02	185
9. Raul Padron, 05-06	184

Home Runs

1. Greg Dowling, 07-08	28
2. Jason Stokes, 2002	27
3. Jim Kavourias, 2001	23
4. Josh Booty, 95-96	22

4. Eddie Kim, 04-05	22
Jeff Baisley, 2006	22
5. Tyrone Horne, 1997	21
Jose Santos, 98-99	21
Jose Pineda, 05-06	21
6. Nelson Cruz, 2003	20

Runs

1. Kory Wayment, 03-05	128
2. Chip Ambres, 00-01	125
3. Brett Roneberg, 98-99	123
4. David Callahan, 99-00	121
Todd Johnson, 06-08	121
Steve Kleen, 06, 09	121
5. Jose Pineda, 05-06	115
6. Greg Dowling, 07-08	111
7. Jose Santos, 98-99	110
8. Conner Crumbliss, 09-10	109

RBI

1. Greg Dowling, 07-08	149
2. Todd Johnson, 06-08	134
3. Eddie Kim, 04-05	125
4. Jose Santos, 98-99	117
Jose Pineda, 05-06	117
5. David Callahan, 99-00	113
6. Jeff Baisley, 2006	110
7. Raul Padron, 05-06	109
8. Steve Kleen, 06, 09	105
9. Brett Roneberg, 98-99	103
Adrian Gonzalez, 2001	103

Doubles

1. David Callahan, 99-00	51
2. Greg Dowling, 07-08	48
3. Chip Ambres, 00-01	42
Todd Johnson, 06-08	42
5. Ross Gload, 1997	41
6. Ryan Jackson, 1995	39
Brett Roneberg, 98-99	39
Jose Santos, 98-99	39



CAREER BATTING LEADERS

7. Todd Priddy, 1993	38
Steve Kleen, 06, 09	38

Triples

1. Chip Ambres, 00-01	11
2. Quincy Foster, 1998	10
Francisco Ferrand, 99-02	10
3. Dave Berg, 1994	8
Todd Dunwoody, 94-95	8
Amaury Garcia, 95-96	8
Jose Pineda, 05-06	8
4. Alex Ochoa, 1992	7
Julio Ramirez, 1997	7
Jose Santos, 98-99	7
Chris Aguila, 1999	7
Todd Johnson, 06-08	7
Leonardo Gil, 09-10	7

Stolen Bases

1. Quincy Foster, 1998	73
2. Curtis Goodwin, 1992	52
3. Charlie Frazier, 2002	48
4. Chip Ambres, 00-01	45
5. Amaury Garcia, 95-96	42
Jesus Medrano, 1999	42
6. Luis Castillo, 1995	41
Julio Ramirez, 1997	41
7. Todd Dunwoody, 94-95	40
8. Willy Hill, 99/01	38

Walks

1. Conner Crumbliss, 09-10	137
2. Ryan Robertson, 96-97	122
3. David Callahan, 99-00	115
4. Chip Ambres, 00-01	105
5. Tyrone Horne, 1997	104
Brett Roneberg, 98-99	104
Jose Santos, 98-99	104
6. Jose Pineda, 05-06	102
7. Tyreace House, 2010	96
8. Kory Wayment, 03-05	92
Anthony Aliotti, 2010	92

Strikeouts

1. Josh Booty, 95-96	240
2. Kory Wayment, 03-05	230
3. David Callahan, 99-00	215
4. Jose Pineda, 05-06	204
5. Keith Schmidt, 91-92	200
6. Chris Tritle, 03-05	196
7. Kelley Washington, 98-00	188
8. Todd Johnson, 06-08	181
9. Jose Santos, 98-99	179
Matt Padgett, 99-00	179

Average

1. Jason Stokes, 2002	.341
2. Luis Castillo, 1995	.326
3. Matt Erickson, 1998	.324
4. Ross Gload, 1998	.313
5. Adrian Gonzalez, 2001	.312
6. Brian Snyder, 2004	.311
Vasili Spanos, 2004	.311
7. Tyrone Horne, 1997	.306
8. Willy Hill, 99/01	.303
Kevin Millar, 1994	.302

**Boldface denotes 2011 Cougars
Statistics through September 5, 2011**

SINGLE SEASON PITCHING LEADERS

Games

1. Brandon Bowe, 2000	61
2. Dan Fyvie, 2004	59
3. Chris Lemp, 1992	58
Bryan Moore, 2000	58
4. Steve Sawyer, 2001	55
5. Chris Key, 2001	54
J.R. Pickens, 2004	54
6. Mike Flannery, 2001	53
7. Doug Pettit, 1993	52
8. 2 tied at	51

Games Started

1. Hector Carrasco, 1993	28
Marc Sauer, 2000	28
Ramon Castillo, 2001	28
Drew Dickinson, 2003	28
Chris Dunwell, 2004	28
Trey Shields, 2006	28
Jamie Richmond, 2008	28
Shawn Haviland, 2009	28
Dan Straily, 2010	28
2. Dan Ehler, 1994	27
Paul Thornton, 1994	27
Scott DeWitt, 1996	27
Victor Hurtado, 1996	27
Bobby Rodgers, 1997	27
Gary Knotts, 1998	27
Jared Trout, 2004	27
Leondy Perez, 2011	27

Innings Pitched

1. Drew Dickinson, 2003	191.1
2. Bobby Chouinard, 1992	181.2
3. Victor Hurtado, 1996	176.0
4. Brent Billingsley, 1997	170.2
5. Matt Anderson, 1991	169.1
6. Bobby Rodgers, 1997	165.2
7. Paul Thornton, 1994	164.2
8. Mike Parisi, 1995	164.1
9. Marc Sauer, 2000	164.0
10. Rey Mendoza, 1993	163.2

Wins

1. Victor Hurtado, 1996	15
2. Brent Billingsley, 1997	14
Steve Bondurant, 2004	14
Brad Knox, 2004	14
Ryan Ford, 2005	14
3. Matt Anderson, 1991	13
4. Rick Krivda, 1992	12
Rey Mendoza, 1993	12
5. Will Cunnane, 1994	11
Mike Parisi, 1995	11
Ramon Castillo, 2001	11
Drew Dickinson, 2003	11
Jared Lansford, 2006	11
Trevor Cahill, 2007	11
James Hesuer, 2007	11

Strikeouts

1. A.J. Burnett, 1998	186
2. Brent Billingsley, 1997	175
3. Brad Knox, 2004	174
4. Matt Anderson, 1991	160
5. Aaron Cames, 1997	157
6. Rey Mendoza, 1993	153
7. Dan Straily, 2010	149
8. Gary Knotts, 1998	148
9. James Heuser, 2007	147
10. Chris Dunwell, 2004	145

Saves

1. Bryan Moore, 2000	27
2. Chris Lemp, 1992	26
3. Martin Sanchez, 1997	22
4. Hector Almonte, 1998	21
5. Jose Guzman, 2009-10	18
6. Doug Pettit, 1993	17
Edwardo Sierra, 2003	17
7. Vic Darensbourg, 1993	16
Mike Flannery, 2001	16
Jairo Garcia, 2004	16

Complete Games

1.Bobby Chouinard, 1992	9
2.Matt Anderson, 1991	5
Will Cunnane, 1994	5
Victor Hurtado, 1996	5
Drew Dickinson, 2003	5
3.Jimmy Haynes, 1992	4
4.Rey Mendoza, 1993	3
Andy Larkin, 1994	3
Brent Billingsley, 1997	3
Aaron Cames, 1997	3
Gary Knotts, 1998	3
Todd Moser, 2000	3
Dontrelle Willis, 2002	3
Cristian Gonzalez, 2003	3

Shutouts

1.Will Cunnane, 1994	4
2.Aaron Cames, 1997	3
Drew Dickinson, 2003	3
3.Matt Anderson, 1991	2
Bobby Chouinard, 1992	2
Jose Mercedes, 1992	2
Paul Thornton, 1994	2
David Noyce, 1999	2
Dontrelle Willis, 2002	2
Joe Blanton, 2003	2

Losses

1.Phil Akens, 2002	15
2.Bobby Chouinard, 1992	14
Hector Carrasco, 1993	14
Paul Thornton, 1994	14
Rod Getz, 1996	14

3. Leondy Perez, 2011 13

4.Justin Marks, 2010	12
5.Tom Taylor, 1991	11
Jimmy Haynes, 1992	11
Pat Leahy, 1993	11
Matt Petersen, 1993	11
Scott DeWitt, 1996	11
Drew Dickinson, 2003	11
Ryan Webb, 2005	11
Jamie Richmond, 2008	11
Shawn Haviland, 2009	11

Hits

1.Trey Shields, 2006	190
2.Scott Deal, 2007	183
3.Phil Akens, 2002	180

4.Chris Dunwell, 2004	179
5.Ramon Castillo, 2001	178
6.Marc Sauer, 2000	177
7.Jamie Richmond, 2008	175
8.Dan Ehler, 1994	170
Shawn Haviland, 2009	170
9.Drew Dickinson, 2003	168

Earned Runs

1.Phil Akens, 2002	87
Jamie Richmond, 2008	87
2.Jared Trout, 2004	86
3.Trey Shields, 2006	85
4.Shawn Haviland, 2009	80
5.Scott DeWitt, 1996	78
6.Matt Petersen, 1993	77
Marc Sauer, 2000	77
Chris Dunwell, 2004	77
7.Bobby Rodgers, 1997	71
Scott Deal, 2007	71
James Heuser, 2007	71
Dan Straily, 2010	71

Walks

1.Walter Miranda, 1995	88
2.Hector Carrasco, 1993	76
3.Gary Knotts, 1998	66
4.Matt Anderson, 1991	62
5.Bobby Rodgers, 1997	61
Dan Straily, 2010	61
6. Kenny Smalley, 2009	60
7.Scott DeWitt, 1996	59
Brett Hunter, 2009	59
8.Ryan Ford, 2005	58
Henry Rodriguez, 2007	58

ERA

1.Will Cunane, 1994	1.43
2.Dontrelle Willis, 2002	1.83
3.Greg Billo, 2011	1.93
4.A.J. Burnett, 1998	1.97
5.Bobby Chouinard, 1992	2.08
Steve Bondurant, 2004	2.08
7.Rick Forney, 1992	2.48
8.Jimmy Haynes, 1992	2.56
9.Joe Blanton, 2003	2.57
10.Brad Knox, 2004	2.59

Boldface denotes 2011 Cougars

Statistics through September 5, 2011

CAREER PITCHING LEADERS

Games

1. Scott Deal 07-09	100
2. Dan Fyvie, 04-06	91
3. J.R. Pickens 04-05	87
4. Nelson Lara, 97-99	85
5. Brigmer Leon, 03-04	76
6. Hector Henriquez, 98-00	74
7. Manuel Rodriguez, 03-04	73
8. Jose Guzman, 09-10	70
9. Ryan Filbeck, 94-95	69
10. Jared Trout, 03-05	66

Games Started

1. Scott Deal, 07-09	43
2. Jared Trout, 04-05	37
3. Gary Knotts, 97-98	34
4. Marc Sauer, 00-01	33
5. Bobby Chouinard, 91-92	32
Gustavo Lopez, 00-01	32
6. Hector Carrasco, 1993	28
Scott DeWitt, 95-96	28
Ramon Castillo, 2001	28
Drew Dickinson, 2003	28
Chris Dunwell, 03-04	28
Trey Shields, 2006	28
Dan Straily, 2010	28

Innings Pitched

1. Scott Deal, 07-09	344.0
2. Jared Trout, 04-05	224.0
3. Bobby Chouinard, 91-92	214.2
4. Jamie Richmond, 08-09	213.1
5. Chris Dunwell, 03-04	210.1
6. Marc Sauer, 00-01	194.0
7. Drew Dickinson, 2003	191.1
8. Gustavo Lopez, 00-01	190.2
9. Gary Knotts, 97-98	178.1
10. Victor Hurtado, 1996	176.0

Wins

1. Victor Hurtado, 1996	15
Chris Dunwell, 03-04	15
2. Brent Billingsley, 1997	14

2. Steve Bondurant, 2004	14
Brad Knox, 2004	14
Ryan Ford, 2005	14
Scott Deal, 07-09	14
3. Matt Anderson, 1991	13
4. Bobby Chouinard, 91-92	12
Rick Krivda, 1992	12
Rey Mendoza, 1993	12

Strikeouts

1. Scott Deal, 07-09	213
2. Chris Dunwell, 03-04	198
3. A.J. Burnett, 1998	186
4. Brent Billingsley, 1997	175
5. Brad Knox, 2004	174
6. Jared Trout, 03-05	169
7. Gary Knotts, 97-98	167
8. Matt Anderson, 1991	160
9. Aaron Cames, 1997	157
James Heuser, 2007	157

Saves

1. Bryan Moore, 2000	27
2. Chris Lemp, 1992	26
3. Hector Almonte, 97-98	22
Martin Sanchez, 1997	22
Jose Guzman, 09-10	22
4. Doug Pettit, 1993	17
Edwardo Sierra, 2003	17
5. Vic Darensbourg, 1993	16
Mike Flannery, 2001	16
Jairo Garcia, 03-04	16
Brigmer Leon, 03-04	16

Complete Games

1. Bobby Chouinard, 91-92	10
2. Matt Anderson, 1991	5
Will Cunnane, 1994	5
Victor Hurtado, 1996	5
Drew Dickinson, 2003	5
3. Jimmy Haynes, 1992	4

CAREER PITCHING LEADERS

Shutouts

1. Will Cunnane, 1994	4
2. Aaron Cames, 1997	3
Drew Dickinson, 2003	3
Matt Anderson, 1991	2
Bobby Chouinard, 91-92	2
Jose Mercedes, 1992	2
Paul Thornton, 1994	2
David Noyce, 1999	2
Dontrelle Willis, 2002	2
Joe Blanton, 2003	2

Losses

1. Scott Deal, 07-09	19
2. Bobby Chouinard, 91-92	16
3. Hector Henriquez, 98-00	15
Phil Akens, 2002	15
Jared Trout, 03-05	15
4. Hector Carrasco, 1993	14
Paul Thornton, 1994	14
Rod Getz, 1996	14
Jamie Richmond, 08-09	14
5. Gary Knotts, 97-98	13

Hits

1. Scott Deal, 07-08	382
2. Jared Trout, 04-05	252
3. Chris Dunwell, 03-04	223
4. Jamie Richmond, 08-09	223
5. Marc Sauer, 00-01	207
6. Brad Farizo, 99-00, 02	205
7. Hector Henriquez, 98-00	202
8. Bobby Chouinard, 91-92	197
9. Trey Shields, 2006	190
10. Gustavo Lopez, 00-01	188

Earned Runs

1. Scott Deal, 07-09	164
2. Jared Trout, 04-05	154
3. Hector Henriquez, 98-00	119
4. Jamie Richmond, 08-09	102
5. Gary Knotts, 97-98	97

6. Chris Dunwell, 03-04	96
7. Brad Farizo, 99-00, 02	92
8. Marc Sauer, 00-01	91
9. Phil Akens, 2002	87
10. Manuel Rodriguez, 03-04	87

Walks

1. Scott Deal, 07-09	98
2. Hector Henriquez, 98-00	96
3. Walter Miranda, 1995	88
4. Nelson Lara, 97-99	84
5. Gary Knotts, 97-98	83
6. Hector Carrasco, 1993	76
7. Kenny Smalley, 09-10	75
8. Jared Trout, 04-05	71
9. Matt Anderson, 1991	62
10. Bobby Rodgers, 1997	61
Brett Hunter, 08-09	61
Dan Straily, 2010	61

ERA

1. Will Cunnane, 1994	1.43
2. Dontrelle Willis, 2002	1.83
3. Greg Billo, 2011	1.93
4. A.J. Burnett, 1998	1.97
5. Steve Bondurant, 2004	2.08
6. Bobby Chouinard, 91/92	2.47
7. Rick Forney, 1992	2.48
8. Jimmy Haynes, 1992	2.56
9. Joe Blanton, 2003	2.57
10. Brad Knox, 2004	2.59

**Boldface denotes 2011 Cougars
Statistics through September 5, 2011**

MLB ALUMNI COACHES AND PLAYERS

COUGARS ALUMNI	KCC YEAR(S)	POS	MLB TEAM	YR
Aguila, Chris	1999	OF	Florida Marlins	2004-06
			New York Mets	2008
Alfonseca, Antonio	1994	P	Florida Marlins	1997-01
			Chicago Cubs	2002-03
			Atlanta Braves	2004
			Florida Marlins	2005
			Texas Rangers	2006
			Philadelphia Phillies	2007
Almonte, Hector	1997-98	P	Florida Marlins	1999
			Boston Red Sox	2003
			Montreal Expos	2003
Ambres, Chip	2000-01	OF	Kansas City Royals	2005
			New York Mets	2007
			San Diego Padres	2008
Bailey, Andrew	2007	P	Oakland A's	2009-11
Bailey, Jeff	1999	OF	Boston Red Sox	2007-09
Baisley, Jeff	2006	IF	Oakland A's	2008
Baker, John	2003	C	Florida Marlins	2008-11
Bautista, Denny	2001	P	Baltimore Orioles	2004
			Kansas City Royals	2004-06
			Colorado Rockies	2006-07
			Detroit Tigers	2008
			Pittsburgh Pirates	2008-09
			San Francisco Giants	2010
Beckett, Josh	2000	P	Florida Marlins	2001-05
			Boston Red Sox	2006-11
Belisario, Ronald	2002	P	Los Angeles Dodgers	2009-10
Berg, Dave	1994	IF	Florida Marlins	1998-01
			Toronto Blue Jays	2002-05
Billingsley, Brent	1997	P	Florida Marlins	1999
Blanton, Joe	2003	P	Oakland A's	2004-08
			Philadelphia Phillies	2008-11
Booty, Josh	1995-96	3B	Florida Marlins	1996-98
Borowski, Joe	1991	P	Baltimore Orioles	1995
			Atlanta Braves	1996-97
			New York Yankees	1997-98
			Chicago Cubs	2002-05
			Tampa Bay Devil Rays	2005
			Florida Marlins	2006
			Cleveland Indians	2007-08
Braden, Dallas	2004	P	Oakland A's	2007-11
Brown, Corey	2008	OF	Washington Nationals	2011
Brown, Roosevelt	1996-97	OF	Chicago Cubs	1999-02
Buck, Travis	2005	OF	Oakland A's	2007-10
			Cleveland Indians	2011
Burnett, A.J.	1998	P	Florida Marlins	1999-05
			Toronto Blue Jays	2006-08
			New York Yankees	2009-11
Burton, Jared	2003	P	Cincinnati Reds	2007-11
Cabrera, Miguel	2001	IF	Florida Marlins	2003-07
			Detroit Tigers	2008-11

Cahill, Trevor	2007	P	Oakland A's	2009-11
Carignan, Andrew	2007	P	Oakland A's	2011
Carrasco, Hector	1993	P	Cincinnati Reds	1994-97
			Kansas City Royals	1997
			Minnesota Twins	1998-00
			Boston Red Sox	2000
			Minnesota Twins	2001
			Baltimore Orioles	2003
			Washington Nationals	2005
			Los Angeles Angels	2006-07
Casilla, Santiago	2003-2004	P	Oakland A's	2004-09
			San Francisco Giants	2010-11
Castillo, Luis	1995	2B	Florida Marlins	1996-2005
			Minnesota Twins	2006
			New York Mets	2007-10
Chouinard, Bobby	1991-92	P	Oakland A's	1996
			Milwaukee Brewers	1998
			Arizona Diamondbacks	1998-99
			Colorado Rockies	2000-01
Clapinski, Chris	1993	IF	Florida Marlins	1999-00
Cruz, Nelson	2003	OF	Milwaukee Brewers	2005
			Texas Rangers	2006-11
Cunnane, Will	1994	P	San Diego Padres	1997-00
			Milwaukee Brewers	2001
			Chicago Cubs	2002
			Atlanta Braves	2003-05
			Houston Astros	2005
Darensbourg, Victor	1993	P	Florida Marlins	1998-02
			Colorado Rockies	2003
			Montreal Expos	2003
			Chicago White Sox	2004
			New York Mets	2004
			Detroit Tigers	2005
Dedrick, Jim	1991	P	Baltimore Orioles	1995
Demel, Sam	2007	P	Arizona Diamondbacks	2010-11
Dempster, Ryan	1996	P	Florida Marlins	1998-02
			Cincinnati Reds	2002-03
			Chicago Cubs	2004-11
Dunwoody, Todd	1994-95	OF	Florida Marlins	1997-99
			Kansas City Royals	2000
			Chicago Cubs	2001
			Cleveland Indians	2002
Duvall, Mike	1996	P	Tampa Bay D-Rays	1998-00
			Minnesota Twins	2001
Erickson, Matt	1998	IF	Milwaukee Brewers	2004
Eshelman, Vaughn	1991	P	Boston Red Sox	1995-97
Ethier, Andre	2003	OF	Los Angeles Dodgers	2006-11
Everidge, Tommy	2005	IF	Oakland A's	2009
Fulchino, Jeff	2002	P	Florida Marlins	2006
			Kansas City Royals	2008
			Houston Astros	2009-11
			San Diego Padres	2011
Garcia, Amaury	1995-96	2B	Florida Marlins	1999
Gload, Ross	1998	1B	Chicago Cubs	2000
			Colorado Rockies	2002
			Chicago White Sox	2004-06
			Kansas City Royals	2007-08
			Florida Marlins	2009

MLB ALUMNI COACHES AND PLAYERS

Gonzalez, Adrian	2001	1B	Philadelphia Phillies	2010-11
			Texas Rangers	2004-05
			San Diego Padres	2006-10
Gonzalez, Alex	1996	SS	Boston Red Sox	2011
			Florida Marlins	1998-2005
			Boston Red Sox	2006
			Cincinnati Reds	2007-09
			Boston Red Sox	2009
			Toronto Blue Jays	2010
Gonzalez, Gabe	1995	P	Atlanta Braves	2010-11
			Florida Marlins	1998
Goodwin, Curtis	1992	OF	Baltimore Orioles	1995
			Cincinnati Reds	1996-97
			Colorado Rockies	1998
			Chicago Cubs	1999
			Toronto Blue Jays	1999
Gray, Jeff	2006	P	Oakland A's	2008-09
			Chicago Cubs	2010
			Chicago White Sox	2011
			Seattle Mariners	2011
			Washington Nationals	2006
Harper, Brandon	1998	C	Washington Nationals	2006
Haynes, Jimmy	1992	P	Baltimore Orioles	1995-96
			Oakland A's	1997-99
			Milwaukee Brewers	2000-01
			Cincinnati Reds	2002-04
			Florida Marlins	1996-98
			Chicago Cubs	1998-01
Heredia, Felix	1994	P	Toronto Blue Jays	2002
			Cincinnati Reds	2003
			New York Yankees	2003-04
			New York Mets	2005
			Detroit Tigers	2005
			Florida Marlins	2002
			Florida Marlins	1998
Hooper, Kevin	2000-01	2B	Seattle Mariners	1999
			Detroit Tigers	2001-02
Izquierdo, Hansel	2001	P	Florida Marlins	1994-1998
Jackson, Ryan	1995	1B-OF	LA Dodgers	1998
			Baltimore Orioles	1999-00
Johnson, Charles	1993	C	Chicago White Sox	2000
			Florida Marlins	2001-02
			Colorado Rockies	2003-04
			Tampa Bay Devil Rays	2005
			Oakland A's	2009-10
			Baltimore Orioles	1994-95
			Minnesota Twins	1995-96
Kilby, Brad	2006	P	Cincinnati Reds	1998
			Florida Marlins	2001-02
Klingenberg, Scott	1992	P	Detroit Tigers	2003-04
			Oakland A's	2006-07
			Florida Marlins	1997-00
Knotts, Gary	1997-98	P	San Diego Padres	2001-03
Komine, Shane	2003	P		
Kotsay, Mark	1996	OF		

			Oakland A's	2004-07
			Atlanta Braves	2008
			Boston Red Sox	2008-09
			Chicago White Sox	2009-10
			Milwaukee Brewers	2011
Krivda, Rick	1992	P	Baltimore Orioles	1995-97
			Cleveland Indians	1998
			Cincinnati Reds	1998
Larkin, Andy	1994	P	Florida Marlins	1996, 98
			Cincinnati Reds	2000
			Kansas City Royals	2000
Martin, Tommy	1991	P	Houston Astros	1997
			Cleveland Indians	1998-00
			New York Mets	2001
			Tampa Bay Devil Rays	2002
			Los Angeles Dodgers	2003-04
			Atlanta Braves	2004
Mazzaro, Vince	2006	P	Oakland A's	2009-10
			Kansas City Royals	2011
McBeth, Marcus	2003, 2005	OF, P	Cincinnati Reds	2007
McClain, Scott	1991-92	3B	Tampa Bay Devil Rays	1998
			Chicago Cubs	2005
			San Francisco Giants	2007-08
McMillon, Billy	1994	OF	Florida Marlins	1996-97
			Philadelphia Phillies	1997
			Detroit Tigers	2000-01
			Oakland A's	2001, 03-04
Meadows, Brian	1995	P	Florida Marlins	1998-99
			San Diego Padres	2000
			Kansas City Royals	2000-01
			Pittsburgh Pirates	2002-05
			Tampa Bay Devil Rays	2006
Melillo, Kevin	2005	2B	Oakland A's	2007
Mercedes, Jose	1992	P	Milwaukee Brewers	1994-98
			Baltimore Orioles	2000-01
			Montreal Expos	2003
Messenger, Randy	2001	P	Florida Marlins	2005-06
			San Francisco Giants	2007
			Seattle Mariners	2008-09
Millar, Kevin	1994 1B	3B/1B	Florida Marlins	1998-02
			Boston Red Sox	2003-05
			Baltimore Orioles	2006-08
			Toronto Blue Jays	2009
Milliard, Ralph	1994	2B	Florida Marlins	1996-97
			New York Mets	1998
Murphy, Bill	2003	P	Arizona Diamondbacks	2007
			Toronto Blue Jays	2009
Neal, Blaine	1999	P	Florida Marlins	2001-03
			San Diego Padres	2004
			Boston Red Sox	2005
			Colorado Rockies	2005
Nunez, Vladimir	2001	P	Arizona Diamondbacks	1998-99
			Florida Marlins	1999-03
			Colorado Rockies	2004
Ochoa, Alex	1992	OF	New York Mets	1995-97
			Minnesota Twins	1998
			Milwaukee Brewers	1999
			Cincinnati Reds	2000-01
			Colorado Rockies	2001



MLB ALUMNI COACHES AND PLAYERS

			Milwaukee Brewers	2002
			Anaheim Angels	2002
Olsen, Kevin	1999	P	Florida Marlins	2001-03
Pearson, Jason	1998	P	San Diego Padres	2002
			St. Louis Cardinals	2003
Pennington, Brad	1991	P	Baltimore Orioles	1993-95
			Cincinnati Reds	1995
			Boston Red Sox	1996
			California Angels	1996
			Tampa Bay Devil Rays	1998
Pennington, Cliff	2005	IF	Oakland A's	2008-11
Petit, Gregorio	2005	IF	Oakland A's	2008-09
Podsednik, Scott	1997	OF	Seattle Mariners	2001-02
			Milwaukee Brewers	2003-04
			Chicago White Sox	2005-07
			Colorado Rockies	2008
			Chicago White Sox	2009
			Kansas City Royals	2010
			Los Angeles Dodgers	2010
Putnam, Dan	2004	OF	Oakland A's	2007
Ramirez, Julio	1997	OF	Florida Marlins	1999
			Chicago White Sox	2001
			Anaheim Angels	2002-03
Recker, Anthony	2006	C	Oakland A's	2011
Redmond, Mike	1993-94	C	Florida Marlins	1998-04
			Minnesota Twins	2005-09
			Cleveland Indians	2010
Reed, Eric	2002	OF	Florida Marlins	2006-07
Renteria, Edgar	1993	SS	Florida Marlins	1996-98
			St. Louis Cardinals	1999-04
			Boston Red Sox	2005
			Atlanta Braves	2006-07
			Detroit Tigers	2008
			San Francisco Giants	2009-10
			Cincinnati Reds	2011
Robertson, Connor	2005	P	Oakland A's	2007
			Arizona Diamondbacks	2008
Robertson, Nate	1999-00	P	Florida Marlins	2002
			Detroit Tigers	2003-09
			Florida Marlins	2010
			Philadelphia Phillies	2010
Rodriguez, Henry	2007	P	Oakland A's	2009-10
			Washington Nationals	2011
Rolison, Nate	1996	1B	Florida Marlins	2000
Roskos, John	1995	1B	Florida Marlins	1998-99
			San Diego Padres	2000
Ross, Tyson	2008	P	Oakland A's	2010-11
Saunders, Tony	1993	P	Florida Marlins	1997
			Tampa Bay Devil Rays	1998-99
Sellers, Justin	2006	SS	Los Angeles Dodgers	2011
Street, Huston	2004	P	Oakland A's	2005-08
			Colorado Rockies	2009-11
Tejera, Michael	1998	P	Florida Marlins	1999, 2002-04

Treanor, Matt	1999, 2001	C	Texas Rangers	2004-05
			San Francisco Giants	2006
			Florida Marlins	2004-08
			Detroit Tigers	2009
			Texas Rangers	2010
			Kansas City Royals	2011
Ugueto, Luis	2000	2B	Texas Rangers	2011
			Seattle Mariners	2002-03
Valdes, Marc	1994	P	Florida Marlins	1995-96
			Montreal Expos	1997-98
			Houston Astros	2000
			Atlanta Braves	2001
Vargas, Claudio	1999	P	Montreal Expos	2003-04
			Washington Nationals	2005
			Arizona Diamondbacks	2005-06
			Milwaukee Brewers	2008
			New York Mets	2008
			Los Angeles Dodgers	2009
			Milwaukee Brewers	2009-10
			Chicago White Sox	1998-99
			Philadelphia Phillies	2000
			Anaheim Angels	2000
Ward, Bryan	1994	P	Texas Rangers	2000
			San Diego Padres	2009-10
			Florida Marlins	2011
			Oakland A's	2011
Waszgis, B.J.	1992	C	Florida Marlins	1997
			Kansas City Royals	1997-99
Webb, Ryan	2005	P	San Diego Padres	1999-00
			Florida Marlins	2004-08
Weeks, Jemile	2008	2B	Washington Nationals	2009-10
			Oakland A's	2011
Whisenant, Matt	1993	P	Florida Marlins	2003-07
			Detroit Tigers	2008-10
			Arizona Diamondbacks	2010
			Cincinnati Reds	2011
Willingham, Josh	2000-01	OF	Florida Marlins	2005
			Colorado Rockies	2006
			Washington Nationals	2007
			Tampa Bay Devil Rays	2007
			Arizona Diamondbacks	2009
			San Diego Padres	2009
			Seattle Mariners	2009-10
			Arizona Diamondbacks	2011
			Milwaukee Brewers	2011
			Oakland A's	2006
Windsor, Jason	2004	P	Tampa Bay Devil Rays	1998-02
			Seattle Mariners	2003-05
Winn, Randy	1996	OF	San Francisco Giants	2005-09
			New York Yankees	2010
Zaun, Gregg	1991	C	St. Louis Cardinals	2010
			Baltimore Orioles	1995-96
			Florida Marlins	1996-98
			Texas Rangers	1999
			Kansas City Royals	2000-01
			Houston Astros	2002-03
			Colorado Rockies	2003
			Toronto Blue Jays	2004-08
			Baltimore Orioles	2009
			Tampa Bay Rays	2009
			Milwaukee Brewers	2010



MLB ALUMNI

MLB DEBUT TOTALS BY TEAM

TOTAL: 116

Teams:	48	Florida
	25	Oakland
	9	Baltimore
	3	Milwaukee, Tampa Bay, Cincinnati, San Diego, Arizona, Los Angeles (NL)
	2	Texas, Chicago (NL), Seattle, Boston, Washington
	1	New York (NL), Houston, Chicago (AL), Montreal, Detroit, Kansas City

FORMER COUGARS AS MLB ALL STARS

2011: Adrian Gonzalez, Miguel Cabrera, Josh Beckett, Andre Ethier

2010: Andrew Bailey, Miguel Cabrera, Trevor Cahill, Andre Ethier, Adrian Gonzalez

2009: Andrew Bailey, Josh Beckett, Adrian Gonzalez

2008: Ryan Dempster, Adrian Gonzalez

2007: Josh Beckett, Miguel Cabrera

2006: Miguel Cabrera, Edgar Renteria

2005: Miguel Cabrera, Luis Castillo, Scott Podsednik, Dontrelle Willis

2004: Miguel Cabrera, Edgar Renteria

2003: Luis Castillo, Edgar Renteria, Dontrelle Willis

2002: Luis Castillo, Randy Winn

2001: Charles Johnson

2000: Ryan Dempster, Edgar Renteria

1999: Alex Gonzalez

1998: Edgar Renteria

1997: Charles Johnson

ALUMNI MLB AWARD WINNERS

World Series MVP: Josh Beckett ('03), Edgar Renteria ('10)

ALCS MVP: Josh Beckett ('07) Nelson Cruz ('11)

AL Rookie of the Year: Huston Street ('05) Andrew Bailey ('09)

NL Rookie of the Year: Dontrelle Willis ('03)

Gold Glove Awards: Luis Castillo ('03, '04, '05);

Charles Johnson ('95, '96, '97, '98); Edgar Renteria ('02, '03);

Adrian Gonzalez ('08, '09, '11) Andre Ethier ('11)

Silver Slugger Award: Miguel Cabrera ('05, '06, '10);

Edgar Renteria ('00, '02, '03); Andre Ethier ('09) Adrian Gonzalez ('11)

Roloids Relief Man Award: Antonio Alfonseca ('00)

AL Batting Champion: Miguel Cabrera ('11)

COUGARS MANAGERIAL HISTORY

Manager (Year)	Regular Season				Total Games	MWL Playoffs		
	W	L	T	Pct.		W	L	Best Finish
Vance Wilson (2011)	65	74		.468	139	2	3	'11 Quarterfinalist
Steve Scarstone (2009)	76	64		.543	140	0	2	'09 Quarterfinalist
Aaron Nieckula (2006-2008, 10)	285	269		.514	554	8	9	'06 LCS Finalist
Dave Joppie (2004-2005)	150	128		.540	278	6	4	'04 LCS Finalist
Webster Garrison (2003)	80	59		.576	139	1	2	'03 Quarterfinalist
Steve Phillips (2002)	64	75		.460	278			
Russ Morman (2000-2001)	162	115		.588	277	6	2	'01 MWL Champions
Rick Renteria (1999)	78	59		.569	137	3	3	'99 Semifinalist
Juan Bustabad (1998)	69	71		.493	140			
Lynn Jones (1994-97)	275	273		.502	548	7	5	'97 LCS Finalist
Carlos Tosca (1993)	75	62		.547	137			
Joel Youngblood (1992)	61	76		.445	137			
Bob Miscik (1991)	68	67	1	.500	136	0	2	'91 Quarterfinalist

MANAGERIAL RECORDS

Most Wins, All Time: 285, Aaron Nieckula ('06-'08, '10)

Most Wins, Season: 88, Russ Morman, ('01)

Most Losses, All Time: 273, Lynn Jones ('94-'97)

Most Losses, Season: 76, Joel Youngblood ('92), Aaron Nieckula ('07)

Most Playoff Appearances, Manager: 3, Aaron Nieckula ('06, '08, '10)

Most Wins, Single Playoff Season: 7, Lynn Jones, ('97)

MLB COACHING ALUMNI

COUGARS ALUMNI	KCCYR(S)	POS	MLB TEAM(S)	MLB YR(S)
Andrews, Jeff	2000	PC	Pittsburgh Pirates	2008
Dauer, Rich	1992	3BC	Kansas City Royals	1997-2002
		Bench	Milwaukee Brewers	2003-2004
		Bench	Colorado Rockies	2010
		3BC	Colorado Rockies	2011
Jones, Lynn	1994-1997	1BC	Kansas City Royals	1991-1992
		1BC	Florida Marlins	2001
		1BC	Boston Red Sox	2004-2005
Renteria, Rick	1999	1BC	San Diego Padres	2008-2009
		Bench	San Diego Padres	2011
Tosca, Carlos	1993	Bench	Arizona Diamondbacks	1998-2000
		3BC	Toronto Blue Jays	2002
		M	Toronto Blue Jays	2002-2004
		3BC	Arizona Diamondbacks	2005
		Bench	Florida Marlins	2007-2009
		Bench	Atlanta Braves	2011
Youngblood, Joel	1992	M	Milwaukee Brewers	1998
		3BC	Arizona Diamondbacks	2010



COUGARS MANAGERIAL HISTORY

COUGARS ON FIELD STAFF BY YEAR (MGR, HC, PC, AT)

2011: Vance Wilson, Damon Hollins, Jim Brower, James Stone
2010: Aaron Nieckula, Haas Pratt, Jimmy Escalante, Doc Thorson
2009: Steve Scarsone, Haas Pratt, Jimmy Escalante, Nate Brooks
2008: Aaron Nieckula, Haas Pratt, Don Schulze, Nate Brooks
2007: Aaron Nieckula, Benny Winslow, Don Schulze, Justin Whitehouse
2006: Aaron Nieckula, Tim Garland, Garvin Alston, Justin Whitehouse
2005: Dave Joppie, Aaron Nieckula, Garvin Alston, Justin Whitehouse
2004: Dave Joppie, Aaron Nieckula, Fernando Arroyo, Justin Whitehouse
2003: Webster Garrison, Eddie Williams, Jim Coffman, Justin Whitehouse
2002: Steve Phillips, Paul Sanagorski, Gil Lopez, Steve Miller
2001: Russ Mormon, Matt Winters, Rey Mendoza, Thomas Pribyl
2000: Russ Mormon, Matt Winters, Jeff Andrews, Alan Diamond
1999: Rick Renteria, Matt Winters, Rick Mahler, Ruben Barerra
1998: Juan Bustabad, Matt Winters, Steve Luebber, Harold Williams
1997: Lynn Jones, Matt Winters, Brian Peterson, Harold Williams
1996: Lynn Jones, Matt Winters, Brian Peterson, Tim Abraham
1995: Lynn Jones, Rod Allen, Brian Peterson, Pat Laverty
1994: Lynn Jones, Rod Allen, Brian Peterson, Mike McGowan
1993: Carlos Tosca, Jose Castro, Brian Peterson, Todd Sorensen
1992: Joel Youngblood, Rich Dauer, Larry McCall
1991: Bob Miscik, Oneri Fleita, Larry McCall

2011 Cougars Player of
the year Brian Fletcher



CHRONOLOGY OF MLB DEBUT

PLAYER	DATE	TEAM
1. Brad Pennington	April 17, 1993	Baltimore
2. Hector Carrasco	April 4, 1994	Cincinnati
3. Charles Johnson	May 6, 1994	Florida
4. Jose Mercedes	May 31, 1994	Milwaukee
5. Scott Kligenbeck	June 2, 1994	Baltimore
6. Vaughn Eshelman	May 2, 1995	Boston
7. Curtis Goodwin	June 2, 1995	Baltimore
8. Gregg Zaun	June 24, 1995	Baltimore
9. Rick Krivda	July 7, 1995	Baltimore
10. Joe Borowski	July 9, 1995	Baltimore
11. Jim Dedrick	August 12, 1995	Baltimore
12. Marc Valdes	August 28, 1995	Florida
13. Jimmy Haynes	September 13, 1995	Baltimore
14. Alex Ochoa	September 18, 1995	New York (NL)
15. Edgar Renteria	May 10, 1996	Florida
16. Ralph Milliard	May 22, 1996	Florida
17. Bobby Chouinard	May 26, 1996	Oakland
18. Billy McMillon	July 26, 1996	Florida
19. Luis Castillo	August 8, 1996	Florida
20. Felix Heredia	August 9, 1996	Florida
21. Josh Booty	September 24, 1996	Florida
22. Andy Larkin	September 29, 1996	Florida
23. Tommy Martin	April 2, 1997	Houston
24. Will Cunnane	April 3, 1997	San Diego
25. Tony Saunders	April 5, 1997	Florida
26. Todd Dunwoody	May 10, 1997	Florida
27. Antonio Alfonseca	June 17, 1997	Florida
28. Matt Whisenant	July 4, 1997	Florida
29. Mark Kotsay	July 11, 1997	Florida
30. Ryan Jackson	March 31, 1998	Florida
31. Vic Darensbourg	April 1, 1998	Florida
32. Gabe Gonzalez	April 1, 1998	Florida
33. Dave Berg	April 2, 1998	Florida
34. Brian Meadows	April 4, 1998	Florida
35. Kevin Millar	April 11, 1998	Florida
36. John Roskos	April 20, 1998	Florida
37. Randy Winn	May 11, 1998	Tampa Bay
38. Scott McClain	May 14, 1998	Tampa Bay
39. Ryan Dempster	May 23, 1998	Florida
40. Mike Redmond	May 31, 1998	Florida
41. Bryan Ward	July 3, 1998	Chicago (AL)
42. Alex Gonzalez	August 25, 1998	Florida
43. Vladimir Nunez	September 11, 1998	Arizona
44. Mike Duvall	September 22, 1998	Tampa Bay
45. Roosevelt Brown	May 18, 1999	Chicago (NL)
46. Brent Billingsley	May 20, 1999	Florida
47. Amaury Garcia	July 5, 1999	Florida
48. Chris Clapinski	July 17, 1999	Florida
49. Hector Almonte	July 26, 1999	Florida
50. A.J. Burnett	August 17, 1999	Florida
51. Michael Tejera	September 8, 1999	Florida
52. Julio Ramirez	September 10, 1999	Florida
53. B.J. Waszgis	July 29, 2000	Texas
54. Ross Gload	August 31, 2000	Chicago (NL)
55. Nate Rolison	September 5, 2000	Florida
56. Scott Podsednik	July 6, 2001	Seattle
57. Gary Knotts	July 28, 2001	Florida

58. Blaine Neal	September 3, 2001	Florida
59. Josh Beckett	September 4, 2001	Florida
60. Kevin Olsen	September 7, 2001	Florida
61. Luis Ugueto	April 3, 2002	Seattle
62. Hansel Izquierdo	April 21, 2002	Florida
63. Jason Pearson	June 4, 2002	San Diego
64. Nate Robertson	September 7, 2002	Florida
65. Claudio Vargas	April 26, 2003	Montreal
66. Dontrelle Willis	May 9, 2003	Florida
67. Miguel Cabrera	June 20, 2003	Florida
68. Adrian Gonzalez	April 18, 2004	Texas
69. Denny Bautista	May 25, 2004	Baltimore
70. Matt Treanor	June 2, 2004	Florida
71. Chris Aguila	June 28, 2004	Florida
72. Josh Willingham	July 6, 2004	Florida
73. Matt Erickson	July 9, 2004	Milwaukee
74. Santiago Casilla	August 9, 2004	Oakland
75. Joe Blanton	September 21, 2004	Oakland
76. Huston Street	April 6, 2005	Oakland
77. Randy Messenger	June 22, 2005	Florida
78. Kevin Hooper	July 9, 2005	Detroit
79. Chip Ambres	July 20, 2005	Kansas City
80. Josh Wilson	September 7, 2005	Florida
81. Nelson Cruz	September 17, 2005	Milwaukee
82. Eric Reed	April 3, 2006	Florida
83. Andre Ethier	May 2, 2006	Los Angeles (NL)
84. Jeff Fulchino	June 22, 2006	Florida
85. Jason Windsor	July 17, 2006	Oakland
86. Shane Komine	July 30, 2006	Oakland
87. Brandon Harper	August 9, 2006	Washington
88. Travis Buck	April 2, 2007	Oakland
89. Jared Burton	April 4, 2007	Cincinnati
90. Dan Putnam	April 23, 2007	Oakland
91. Dallas Braden	April 24, 2007	Oakland
92. Connor Robertson	May 17, 2007	Oakland
93. Marcus McBeth	June 6, 2007	Cincinnati
94. Kevin Melillo	June 24, 2007	Oakland
95. Jeff Bailey	July 6, 2007	Boston
96. Bill Murphy	September 3, 2007	Arizona
97. Gregorio Petit	May 18, 2008	Oakland
98. John Baker	July 9, 2008	Florida
99. Cliff Pennington	August 12, 2008	Oakland
100. Jeff Gray	September 8, 2008	Oakland
101. Jeff Baisley	September 9, 2008	Oakland
102. Andrew Bailey	April 6, 2009	Oakland
103. Trevor Cahill	April 7, 2009	Oakland
104. Ronald Belisario	April 7, 2009	Los Angeles (NL)
105. Vince Mazzaro	June 2, 2009	Oakland
106. Ryan Webb	July 8, 2009	San Diego
107. Tommy Everidge	July 28, 2009	Oakland
108. Brad Kilby	September 2, 2009	Oakland
109. Henry Rodriguez	September 21, 2009	Oakland
110. Tyson Ross	April 7, 2010	Oakland
111. Sam Demel	June 16, 2010	Arizona
112. Jemile Weeks	June 7, 2011	Oakland
113. Justin Sellers	August 12, 2011	Los Angeles (NL)
114. Anthony Recker	August 25, 2011	Oakland
115. Andrew Carignan	September 2, 2011	Oakland
116. Corey Brown	September 6, 2011	Washington



ALL TIME MWL ALL STARS

2011

Greg Billo

MWL All-Star;
MWL Post-Season
All-Star

Chase Boruff

MWL All-Star

Gerard Hall

MWL All-Star

Sugar Ray Marimon

MWL All-Star

Leonel Santiago

MWL All-Star

2010

Connor Hoehn

MWL All-Star
MWL All-Star;
MWL Post Season
All-Star

Ian Krol

Max Stassi

MWL All-Star

2009

Jeremy Barfield

MWL All-Star

Jason Christian

MWL All-Star

Dusty Coleman

MWL All-Star

Shawn Haviland

MWL All-Star

Steve Kleen

MWL All-Star

Jamie Richmond

MWL All-Star

Kenny Smalley

MWL All-Star;
MWL Post Season
All-Star

2008

Corey Brown

MWL All-Star
MWL All-Star;
MWL Post Season
All-Star

Larry Cobb

Greg Dowling

MWL All-Star

Craig Italiano

MWL All-Star

Scott Mitchinson

MWL All-Star

Jamie Richmond

MWL All-Star

2007

Mike Affronti

MWL All-Star

Mike Massaro

MWL All-Star

Jermaine Mitchell

MWL All-Star

Scott Moore

MWL All-Star

2006

Jeff Baisley

MWL All-Star;
MWL Post Season
All-Star

Jared Lansford

MWL All-Star

Jason Ray

MWL All-Star

Anthony Recker

MWL All-Star

Steve Sharpe

MWL All-Star

2005

Javier Herrera

MWL All-Star;
MWL Post Season
All-Star

Myron Leslie

MWL All-Star

Raul Padron

MWL All-Star

2004

Steve Bondurant

MWL All-Star;
MWL Post Season
All-Star

Santiago Casilla

MWL All-Star

David Castillo

MWL All-Star

Chris Dunwell

MWL All-Star

Brad Knox

MWL All-Star;
MWL Post Season
All-Star

Dustin Majewski

MWL All-Star

Vasili Spanos

MWL All-Star

2003

John Baker

MWL All-Star

Joe Blanton

MWL All-Star

Jared Burton

MWL All-Star

Nelson Cruz

MWL All-Star

Drew Dickinson

MWL All-Star

John McCurdy

MWL All-Star

Jeff Muessig

MWL All-Star

Brian Stavisky

MWL All-Star;
MWL Post Season
All-Star

2002

Jon Asahina

MWL All-Star

Charlie Frazier

MWL All-Star

Rex Rundgren

MWL All-Star

Jason Stokes

MWL All-Star;
MWL Post Season
All-Star

Dontrelle Willis

MWL All-Star;
MWL Post Season
All-Star

2001

Chip Ambres

MWL All-Star

Miguel Cabrera

MWL All-Star;
MWL Post Season

Adrian Gonzalez	All-Star MWL All-Star; MWL Post Season	1996 Amaury Garcia Victor Hurtado Shannon Stephens Walter White	MWL All-Star MWL All-Star MWL All-Star MWL All-Star
Hanzel Izquierdo	All-Star MWL All-Star	1995 Nigel Alejo Todd Bussa Todd Cady Luis Castillo	MWL All-Star MWL All-Star MWL All-Star MWL Post Season
Jim Kavourias	MWL All-Star; MWL Post Season	Todd Dunwoody	All-Star MWL All-Star; MWL Post Season
Chris Key	All-Star	Ryan Jackson	All-Star MWL All-Star; MWL Post Season
Michael McNutt	MWL All-Star	Brian Meadows	All-Star MWL All-Star
Will Smith	MWL All-Star	Greg Press	MWL All-Star
Josh Willingham	MWL All-Star	Victor Rodriguez	MWL All-Star
2000		John Roskos	MWL All-Star
Matt Frick	MWL All-Star	1994	
Kevin Hooper	MWL All-Star	Andy Larkin	MWL All-Star
Bryan Moore	MWL All-Star	Billy McMillon	MWL All-Star; MWL Post Season
Todd Moser	MWL All-Star	Kevin Millar	All-Star MWL All-Star; MWL Post Season
Matt Padgett	MWL All-Star	Ralph Milliard	All-Star MWL All-Star
1999		1993	
Chris Aguila	MWL All-Star	Vic Darensbourg	MWL Post Season
Scott Clackum	MWL All-Star	Charles Johnson	All-Star MWL All-Star; MWL Post Season
Willy Hill	MWL All-Star	Rey Mendoza	All-Star MWL All-Star
David Noyce	MWL All-Star; MWL Post Season	Chris Sheff	MWL All-Star
1998		1992	
Hector Almonte	All-Star	Bobby Chouinard	MWL All-Star
Matt Erickson	MWL Post Season	Rick Forney	MWL All-Star
Quincy Foster	All-Star MWL All-Star; MWL Post Season	Rick Krivda	MWL All-Star
Raul Franco	All-Star MWL All-Star	Alex Ochoa	MWL All-Star; MWL Post Season
Ross Gload	MWL All-Star; MWL Post Season	B.J. Waszgis	All-Star MWL All-Star
Brandon Harper	All-Star	1991	
Gary Knotts	MWL All-Star	Brad Tyler	MWL All-Star
Alex Melconian	MWL All-Star	Gregg Zaun	MWL All-Star
Nick Rizzo	MWL All-Star		
Michael Tejera	MWL All-Star		
1997			
Brent Billingsley	MWL All-Star		
Aaron Cames	MWL All-Star		
Jason Garrett	MWL All-Star		
Tyrone Horne	MWL Post Season		
Julio Ramirez	All-Star MWL Post Season		
Ryan Robertson	All-Star MWL All-Star		
Martin Sanchez	MWL All-Star		
David Townsend	MWL All-Star		



POST SEASON HISTORY

- 1991** Northern Division 2nd half Champion
Lost to Madison in 1st round, 2 games to 0
- 1995** Wild card qualifier-Lost to W. Michigan in 1st round, 2 games to 1
- 1997** Wild card qualifier-Defeated Wisconsin in 1st round, 2 games to 0
Defeated Cedar Rapids in 2nd round, 2 games to 0
Lost to Lansing in final round, 3 games to 2
- 1999** Wild card qualifier-Defeated Quad Cities in 1st round, 2 games to 1
Lost to Burlington in 2nd round, 2 games to 1
- 2000** Wild card qualifier-Lost to Wisconsin in 1st round, 2 games to 1
- 2001** Western Division 1st half Champion
Defeated Beloit in 1st round, 2 games to 0
Defeated Wisconsin in 2nd round, 2 games to 0
Defeated South Bend in Championship round, 1 game to 0
- 2003** Western Division 1st half Champion
Lost to Clinton in 1st round, 2 games to 1
- 2004** Western Division 1st & 2nd half Champion
Defeated Peoria in 1st round, 2 games to 1
Defeated Clinton in 2nd round, 2 games to 0
Lost to W. Michigan in Championship round, 3 games to 2
- 2006** Western Division 1st half Wild Card qualifier
Defeated Quad Cities, 2 games to 1
Defeated Beloit in 2nd round, 2 games to 0
Lost to W. Michigan in Championship round, 3 games to 1
- 2008** Western Division 1st half Wild Card qualifier
Lost to Burlington in 1st round, 2 games to 0
- 2009** Western Division 1st half Champion
Lost to Burlington in 1st round, 2 games to 0
- 2010** Western Division 2nd half Champion
Defeated Quad Cities, 2 games to 1
Lost to Clinton, 2 games to 1
- 2011** Western Division 2nd half Wild Card qualifier
Defeated Burlington, 2 games to 1
Lost to Quad Cities, 2 games to 0

COUGARS TEAMS BY PLAYERS WHO REACHED THE MAJOR LEAGUES

1991 (8)

Borowski, Joe
Chouinard, Bobby
Dedrick, Jim
Eshelman, Vaughn
Martin, Tommy
McClain, Scott
Pennington, Brad
Zaun, Gregg

1992 (9)

Chouinard, Bobby
Goodwin, Curtis
Haynes, Jimmy
Klingenbeck, Scott
Krivda, Rick
McClain, Scott
Mercedes, Jose
Ochoa, Alex
Waszgis, B.J.

1993 (8)

Carrasco, Hector
Clapinski, Chris
Darensbourg, Victor
Johnson, Charles
Redmond, Mike
Renteria, Edgar
Saunders, Tony
Whisenant, Matt

1994 (12)

Alfonseca, Antonio
Berg, Dave
Cunnane, Will
Dunwoody, Todd
Heredia, Felix
Larkin, Andy
McMillon, Billy
Millar, Kevin
Milliard, Ralph
Redmond, Mike
Valdes, Marc
Ward, Bryan

1995 (8)

Booty, Josh
Castillo, Luis
Dunwoody, Todd
Garcia, Amaury
Gonzalez, Gabe
Jackson, Ryan
Meadows, Brian
Roskos, John

1996 (9)

Booty, Josh

Brown, Roosevelt
Dempster, Ryan
Duvall, Mike
Garcia, Amaury
Gonzalez, Alex
Kotsay, Mark
Rolison, Nate
Winn, Randy

1997 (6)

Almonte, Hector
Billingsley, Brent
Brown, Roosevelt
Knotts, Gary
Podsednik, Scott
Ramirez, Julio

1998 (8)

Almonte, Hector
Burnett, A.J.
Erickson, Matt
Gload, Ross
Harper, Brandon
Knotts, Gary
Pearson, Jason
Tejera, Michael

1999 (7)

Aguila, Chris
Bailey, Jeff
Neal, Blaine
Olsen, Kevin
Robertson, Nate
Treanor, Matt
Vargas, Claudio

2000 (7)

Ambres, Chip
Beckett, Josh
Hooper, Kevin
Robertson, Nate
Ugueto, Luis
Willingham, Josh
Wilson, Josh

2001 (11)

Ambres, Chip
Bautista, Denny
Cabrera, Miguel
Gonzalez, Adrian
Hooper, Kevin
Izquierdo, Hansel
Messenger, Randy
Nunez, Vladimir
Treanor, Matt
Willingham, Josh
Wilson, Josh

2002 (4)

Belisario, Ronald
Fulchino, Jeff
Reed, Eric
Willis, Dontrelle

2003 (9)

Baker, John
Blanton, Joe
Burton, Jared
Casilla, Santiago
Cruz, Nelson
Ethier, Andre
Komine, Shane
McBeth, Marcus
Murphy, Bill

2004 (5)

Braden, Dallas
Casilla, Santiago
Putnam, Dan
Street, Huston
Windsor, Jason

2005 (8)

Buck, Travis
Everidge, Tommy
McBeth, Marcus
Melillo, Kevin
Pennington, Cliff
Petit, Gregorio
Robertson, Connor
Webb, Ryan

2006 (6)

Baisley, Jeff
Gray, Jeff
Kilby, Brad
Mazzaro, Vince
Recker, Anthony
Sellers, Justin

2007 (5)

Bailey, Andrew
Cahill, Trevor
Carignan, Andrew
Demel, Sam
Rodriguez, Henry

2008 (3)

Brown, Corey
Ross, Tyson
Weeks, Jemile



COUGARS HISTORY

COUGARS MWL NO HITTERS

8-24-97	Aaron Cames vs. Peoria
6-14-01	Gustavo Lopez, Chris Key, Mike Flannery vs. Fort Wayne
5-1-02	Dontrelle Willis, Tyler Banks, Kevin Cave vs. Beloit
6-10-03	Bill Murphy @ West Michigan
5-14-06	Jared Lansford (7-inning game) @ Beloit
4-9-08	Craig Italiano, Branden Dewing vs. Burlington
5-18-11	Sugar Ray Marimon and Chas Byrne @ Cedar Rapids

ALL TIME MWL MVP AWARDS

PLAYER	YEAR	POSITION
Adrian Gonzalez	2001	1B
Jason Stokes	2002	1B
Jeff Baisley	2006	3B

TEAM RECORD BY AFFILIATE

Baltimore Orioles (1991-92)	129-143-1
Florida Marlins (1993-02)	723-655
Oakland Athletics (2003-10)	591-520
Kansas City Royals (2011-)	65-74
Total:	1508-1392-1

ALL TIME ATTENDANCE RECORDS (1991-present)

Rank	Attendance	Date	Result	Opp
1.	14,872*	7/3/09	L 7-1 vs.	PEO
2.	14,492	8/11/07	L 6-1 vs.	PEO
3.	14,452	8/16/03	L 6-3 vs.	LAN
4.	14,392	8/24/02	W 3-2 (10) vs.	BEL
5.	14,312	7/20/02	L 7-6 (11) vs.	BUR
6.	14,304	6/16/01	W 7-6 vs.	FW
7.	14,253	8/26/00	W 9-0 vs.	LAN
8.	14,249	8/5/06	W 4-2 vs.	PEO
9.	14,192	8/19/03	W 4-0 vs.	LAN
10.	14,165	6/16/07	W 3-0 vs.	BUR

* MWL Single-Game Record for a MWL ballpark (32,103 at Wrigley Field 7/29/08 between Cougars and Peoria)

PROMINENT ALUMNI STATS

	AVG	G	AB	R	H	2B	3B	HR	RBI
Travis Buck ('05)	.341	32	123	17	42	13	0	1	22
*Miguel Cabrera ('01)	.268	110	422	61	113	19	4	7	66
*Luis Castillo ('95)	.326	89	340	71	111	4	4	0	23
*Nelson Cruz ('03)	.238	119	470	65	112	26	2	20	85
Andre Ethier ('03)	.272	40	162	23	44	10	0	0	11
Ross Gload ('98)	.313	132	501	77	157	41	3	12	92
*Adrian Gonzalez ('01)	.312	116	516	86	161	37	1	17	103
*Charles Johnson ('93)	.275	135	488	74	134	29	5	19	94
Mark Kotsay ('96)	.283	17	60	16	17	5	0	2	8
*Kevin Millar ('94)	.302	135	477	75	144	35	2	19	93
Scott Podsednik ('97)	.277	135	531	80	147	23	4	3	49
Mike Redmond ('93-94)	.236	135	406	49	103	2	0	1	34
Edgar Renteria ('93)	.203	116	384	40	78	8	0	1	35
Jemile Weeks ('08)	.297	19	74	11	22	3	1	1	8
*Josh Willingham ('01)	.259	97	320	57	83	20	2	7	36
Randy Winn ('96)	.270	130	514	90	139	16	3	0	35
*Gregg Zaun ('91)	.274	113	409	67	112	17	5	4	51

	W-L	ERA	G	GS	CG	SHO	SV	IP	H	SO
Andrew Bailey ('07)	1-4	3.35	11	10	1	0	0	51	42	74
Josh Beckett ('00)	2-3	2.12	13	12	0	0	0	59.1	45	61
Joe Blanton ('03)	8-7	2.57	21	21	2	2	0	133	110	144
A.J. Burnett ('98)	10-4	1.97	20	20	0	0	0	119	74	186
Trevor Cahill ('07)	11-4	2.73	20	19	0	0	0	105.1	85	117
Ryan Dempster ('96)	2-1	2.73	4	4	1	1	0	26.1	18	16
Huston Street ('04)	0-1	1.69	9	0	0	0	4	10.2	9	14

Above stats are as Cougars

* denotes Midwest League All-Star

BATTING

Year	AVG	G	AB	R	H	TB	2B	3B	HR	RBI	SAC	SF	HBP	BB	IB	SO	SB	CS	GDP	SLG	OBP
1991	.256	136	4548	618	1163	1563	210	32	42	536	45	50	55	440	25	867	63	55	97	.344	.326
1992	.245	137	4511	547	1106	1461	174	26	43	478	78	28	45	484	19	1030	170	85	84	.324	.323
1993	.255	137	4473	602	1139	1574	219	33	50	527	46	50	39	528	29	892	127	85	92	.352	.335
1994	.258	139	4575	705	1182	1742	238	29	88	626	50	52	69	541	11	909	66	42	114	.381	.343
1995	.264	138	4550	706	1201	1758	235	38	82	616	43	47	60	535	21	935	171	70	78	.386	.346
1996	.240	133	4280	580	1026	1569	215	26	92	518	46	35	69	496	17	1137	101	67	86	.386	.326
1997	.254	138	4541	667	1152	1636	196	27	78	596	69	40	53	598	37	944	137	64	102	.360	.345
1998	.257	140	4602	644	1182	1579	206	22	49	554	61	48	88	509	22	947	189	88	111	.343	.339
1999	.270	137	4681	777	1263	1852	251	40	86	674	32	48	83	554	14	1010	166	67	88	.396	.354
2000	.241	139	4446	586	1070	1604	208	37	84	521	29	37	80	538	25	1033	120	63	98	.361	.331
2001	.271	138	4779	767	1295	1961	268	37	108	690	20	51	86	515	14	899	120	59	106	.410	.349
2002	.239	139	4547	559	1086	1528	190	27	66	500	65	35	62	506	22	1090	147	70	88	.360	.321
2003	.252	139	4708	636	1188	1696	231	17	81	569	48	43	91	504	13	1028	123	51	84	.360	.334
2004	.257	139	4672	730	1200	1839	251	29	110	676	19	46	66	664	17	1053	84	39	119	.394	.357
2005	.261	139	4777	750	1246	1917	266	24	119	681	22	53	51	602	18	1000	120	34	114	.401	.346
2006	.267	139	4637	720	1239	1777	244	27	80	636	42	53	70	531	13	925	106	53	99	.383	.348
2007	.247	139	4579	589	1133	1587	203	16	73	524	25	35	51	522	8	950	80	42	108	.383	.329
2008	.259	138	4628	627	1200	1712	221	24	81	563	51	58	73	540	12	1011	149	59	88	.383	.342
2009	.243	140	4615	598	1122	1635	211	31	80	523	32	38	62	493	12	1085	127	61	99	.354	.322
2010	.255	138	4650	669	1184	1690	248	30	66	593	43	46	70	612	5	1184	144	61	91	.363	.347
2011	.242	139	4642	539	1123	1640	210	35	79	465	66	27	43	435	8	1097	106	65	97	.353	.311
TOTALS	.255	2901	96441	13616	24500	35320	4695	607	1637	12066	932	920	1366	11147	362	21026	2616	1280	2043	.363	.348

ALL TIME TEAM STATS



ALL TIME TEAM STATS

PITCHING

Year	W-L	PCT	ERA	G	GS	CG	SHO	SV	IP	H	AB	TBF	R	ER	HR	SH	SF	HB	BB	IBB	SO	WP	BK
1991	68-67-1	.504	3.52	136	136	9	10	33	1188.1	1107	4470	5133	565	465	53	43	43	38	538	21	1014	81	32
1992	61-76	.445	3.49	137	137	21	9	34	1196.1	1128	4567	5249	636	464	49	43	46	45	546	30	975	109	37
1993	75-62	.547	3.56	137	137	9	7	45	1184.2	1079	4405	5072	560	468	72	65	25	85	491	34	1074	80	31
1994	71-68	.511	3.67	139	139	14	14	26	1203.1	1138	4592	5085	591	491	78	38	37	94	324	17	955	91	8
1995	69-69	.500	4.20	138	138	5	8	26	1181.2	1168	4544	5230	668	551	79	49	41	99	495	28	879	87	10
1996	65-68	.489	3.65	133	133	12	7	30	1148.2	1099	4352	4985	596	466	49	46	36	91	459	14	941	91	17
1997	70-68	.507	4.03	138	138	10	10	29	1192.0	1164	4524	5148	620	534	82	56	32	96	439	23	1090	98	19
1998	69-71	.493	3.98	140	140	6	11	31	1221.0	1220	4702	5302	662	540	77	47	37	76	440	20	1093	72	9
1999	78-59	.569	4.07	137	137	6	11	29	1206.0	1247	4632	5241	617	545	82	37	46	60	434	12	955	63	12
2000	74-65	.532	3.70	139	139	6	10	38	1188.2	1184	4557	5055	571	489	83	53	32	60	353	5	942	78	4
2001	88-50	.638	3.86	138	138	1	4	39	1232.2	1223	4726	5270	619	528	81	42	45	84	373	4	865	112	15
2002	64-75	.460	4.03	139	139	5	9	31	1219.2	1168	4655	5279	653	546	74	51	43	82	445	6	952	99	24
2003	80-59	.576	3.22	139	139	13	21	35	1239.2	1144	4754	5268	519	444	49	46	38	64	348	10	966	67	9
2004	83-56	.597	3.79	139	139	4	10	38	1224.2	1200	4737	5207	606	516	83	45	28	62	335	37	1180	90	9
2005	67-72	.482	4.54	139	139	1	3	36	1234.0	1261	4750	5472	740	623	105	45	59	84	532	18	934	115	9
2006	79-60	.568	3.90	139	139	6	8	40	1207.2	1180	4562	5233	616	523	61		35	98	494	11	999	102	12
2007	63-76	.453	3.73	139	139	6	11	35	1193.1	1139	4545	5151	593	494	83		28	71	476	18	1078	97	14
2008	72-66	.522	3.45	138	138	2	8	36	1220.0	1176	4666	5192	591	468	91		32	86	366	14	1039	94	7
2009	76-64	.543	3.63	140	140	0	7	44	1231.0	1127	4623	5269	585	497	64		41	82	478	10	1090	109	10
2010	71-67	.514	3.89	138	138	0	6	27	1223.2	1137	4599	5221	618	529	81		53	79	447	12	1161	94	19
2011	65-74	.468	3.81	139	139	0	9	32	1236.2	1233	4758	5261	623	524	75		33	59	373	13	1075	99	13
TOTALS	1508-1392-1	.520	3.80	2901	2901	136	193	714	25373 1/3	24522	96720	109323	12849	10705	1551	810	1595	9186	357	21257	1928	320	



ROYALS OVERVIEW



The Royals began their existence in Kansas City as part of Major League Baseball's decision to expand the league in 1969. That year, the team finished with the best record among the four new teams and was led by Rookie of the Year Lou Piniella. The club reached the ALCS four times in a five-year period (1976, '77, '78 and '80), made their first World Series appearance in 1980 and in 1985, celebrated their first World Series title over the Cardinals.

The young and relatively inexperienced roster gained a little more of the latter last season, but still finished 20 games under .500 at 71-91. The 2012 Royals squad will feature some cornerstone players who have progressed well throughout the system and into the City of Fountains. Infielders such as Eric Hosmer, Mike Moustakas and Johnny Giavotella were big league regulars for the first time in their youthful careers, and that experience should help this season. Expect a big season from Hosmer, who batted near .300 with 19 homers and 78 RBI. Royals fans will be hoping for a strong campaign from Moustakas, who wasn't as consistent as Hosmer last season offensively but still has strong upside. Catcher Salvador Perez certainly turned heads late season as well, batting .331. The Royals saw big things from outfielder Alex Gordon last season. Can that continue? He batted over .300 with a slugging percentage that was north of .500.

The concern for the Royals in 2012 will be their rotation, which will likely include both Luke Hochevar and Aaron Crow, an All-Star reliever last season. Hochevar could be the Royals' Opening Day starter, and his second half body of work last season was impressive enough (6-3, 3.52 ERA). Still, no Royals starter pitched 200 innings in 2011. Keep close tabs on Felipe Paulino, who was picked up from the Colorado Rockies last spring. The latter innings will likely be filled by new acquisition Jonathan Broxton, as closer Joakim Soria has been lost for the season due to an arm injury.

The eyes of Royals fans will be on several storylines this season, including the development of a youthful team with a great deal of talent. Fans will also be fixated on this year's Major League All-Star Game, which will be hosted by Kansas City this July.

But there's no doubt that fans will be keeping a close eye on Bubba Starling. The fifth overall pick in last year's draft, many draft experts agree that Starling was the best athlete on the board. Starling turned down a football scholarship from the University of Nebraska to sign with the Royals as the signing deadline loomed.

Kauffman Stadium

One Royal Way

Kansas City, MO 64129

Website: royals.com

Tel: 816.504.4040 or 1.800.6ROYALS



EXECUTIVES

Chairman/Owner

CEO

President

Vice President - Baseball Operations

David Glass

David Glass

Dan Glass

George Brett

BASEBALL OPERATIONS

Sr. VP-Baseball Operations/GM

VP - Baseball Operations/Assistant GM

Senior Advisor to the General Manager

Senior Advisor to the General Manager

Assistant to the General Manager

Director - Baseball Administration

Assistant - Baseball Operations

Baseball Operations Assistant

Dayton Moore

Dean Taylor

Art Stewart

Donnie Williams

Brian Murphy

Jin Wong

Mike Groopman

John Williams

SCOUTING & PLAYER DEVELOPMENT

Assistant GM - Scouting/Player Development

Director - Scouting

Director - Minor League Operations

Coordinator of Professional Scouting

Manager - Scouting Operations

J.J. Picollo

Lonnie Goldberg

Scott Sharp

Gene Watson

Linda Smith

BALLPARK OPERATIONS & DEVELOPMENT

VP - Ballpark Operations and Development

Director - Groundskeeping & Landscaping

Bob Rice

Trevor Vance


ROYALS DRAFT PICKS

Rd.	Pick	Name	Pos.	B	T.	Ht	Wt	Last School
1	5	Derek (Bubba) Starling	CF	R	R	6'5"	205	Gardner Edgerton (KS) High School
2	65	Cameron Gallagher	C	R	R	6'3"	210	Manheim Township (PA) High School
3	95	William Brickhouse	RHP	R	R	6'2"	195	The Woodlands (TX) High School
4	126	Kyle Smith	RHP	R	R	6'0"	180	Santaluces (FL) High School
5	156	Patrick Leonard	3B	R	R	6'2"	190	St. Thomas (TX) High School
6	186	Cesar Ogando	LHP	R	L	6'3"	215	Caribbean (PR) University
7	216	Kellen Moen	RHP	S	R	6'2"	185	University of Oregon
8	246	*Evan Beal	RHP	R	R	6'6"	180	South County (VA) High School
9	276	Aaron Brooks	RHP	R	R	6'4"	200	Cal State San Bernardino
10	306	Matthew Murray	RHP	R	R	6'4"	225	Georgia Southern University
11	336	Jerrell Allen	CF	R	R	6'2"	185	Milford (DE) High School
12	366	*Adam Schemenauer	LHP	R	L	6'8"	220	Park Hill South (MO) High School
13	396	Stephen Lumpkins	LHP	R	L	6'8"	225	American University
14	426	D'Andre Toney	CF	R	R	5'10"	180	Gulf Coast Community College
15	456	Richard (Dean) Espy	1B	R	R	6'1"	210	UCLA
16	486	Jack Lopez	SS	R	R	6'0"	175	Deltona (FL) High School
17	516	Nicholas Cuckovich	SS	R	R	6'2"	200	Riverside Community College
18	546	Andrew Ferguson	RHP	R	R	6'1"	195	Arkansas State University
19	576	*Matthew Flemer	RHP	R	R	6'2"	216	University of California - Berkeley
20	606	Terrance Gore	CF	R	R	5'8"	165	Gulf Coast Community College
21	636	Kenneth Swab	C	R	R	6'3"	215	University of Virginia
22	666	David Middendorf	LHP	L	L	6'4"	215	Northern Kentucky University
23	696	Lance Harper	C	S	R	6'1"	205	Scottsdale Community College
24	726	Spencer Patton	RHP	R	R	6'1"	185	Southern Illinois Uni. - Edwardsville
25	756	Mark Threlkeld	3B	R	R	6'3"	205	Louisiana Tech University
26	786	*Joseph Moorefield	LHP	L	L	6'1"	205	Clemson University
27	816	*Lee Clubb	CF	L	R	5'10"	185	Iowa Park (TX) High School
28	846	*Jordan Ramsey	RHP	L	R	6'4"	178	North Davidson (NC) High School
29	876	Jakob Junis	RHP	R	R	6'3"	210	Rock Falls (IL) High School
30	906	Mark (Christian) Binford	RHP	R	R	6'7"	215	Mercersburg (PA) Academy
31	936	*Christopher Serritella	1B	L	R	6'3"	210	Southern Illinois University
32	966	*Nicholas Piscotty	RHP	R	R	6'3"	185	Amador Valley (CA) High School
33	996	*Abel Gonzales	LHP	L	L	6'1"	190	Rice University
34	1026	Ali Williams	RHP	R	R	6'3"	185	Charleston Southern University
35	1056	Gabriel Gray	CF	S	R	6'1"	190	Hazlehurst (MS) High School
36	1086	Christian Witt	RHP	R	R	6'4"	245	Truman State University
37	1116	*Matt Wessinger	2B	R	R	6'0"	180	St. John's University
38	1146	Andrew Durden	RHP	R	R	6'0"	205	Nova Southeastern University
39	1176	*Garrett Mattlage	SS	S	R	5'10"	185	West (TX) High School
40	1206	*Benjamin Waldrip	1B	L	L	6'6"	245	Jacksonville State University
41	1236	Travis Lane	C	R	R	6'2"	210	Central Arizona College
42	1266	*Joseph Hawkins	SS	R	R	5'11"	170	Sinclair Secondary School (CAN)
43	1296	Tyler Chism	OF	R	R	6'0"	205	Gonzaga University
44	1326	*Andrew Vasquez	LHP	S	L	6'5"	210	Los Osos (CA) High School
45	1356	Julio Morales	RHP	R	R	6'1"	190	Bethune Cookman University
46	1386	Adrian Bringas	3B	R	R	5'10"	185	Chico State University
47	1416	*Patrick Corbett	RHP	R	R	6'6"	180	Tabb (VA) High School
48	1446	*Matt Beaty	C	L	R	6'0"	210	Dresden (TN) High School
49	1476	Adrian Morales	3B	R	R	5'9"	195	University of South Carolina
50	1506	*Kash Kalkowski	1B	R	R	6'1"	200	University of Nebraska

* Did not sign

KAUFFMAN STADIUM

HOME OF THE KANSAS CITY ROYALS



ROYALS AFFILIATE DIRECTORY



OMAHA STORM CHASERS
PACIFIC COAST LEAGUE
AAA

VP/General Manager: Martie J. Cordaro
Field Manager: Mike Jirschele
Coaches: Tommy Gregg (H) Doug Henry (P)
Werner Park (9,023)
12356 Ballpark Way • Papillion, NE 68046
(402) 734-2550 • (402) 734-7166 - FAX
Website: www.omahastormchasers.com



NORTHWEST ARKANSAS NATURALS
TEXAS LEAGUE AA

General Manager: Eric Edelstein
Field Manager: Brian Poldberg
Coaches: Terry Bradshaw (H) Larry Carter (P)
Arvest Park (6,500)
3000 South 56th Street • Springdale, AR 72762
(479) 927-4900 • (479) 756-8088 - FAX
Website: www.nwanaturals.com



WILMINGTON BLUE ROCKS
CAROLINA LEAGUE A

General Manager: Chris Kemple
Field Manager: Vance Wilson
Coaches: Damon Hollins (H) Steve Luebber (P)
Frawley Stadium (6,532)
801 Shipyard Drive • Wilmington, DE 19801
(302) 888-2015 • (302) 888-2032 - FAX
Website: www.bluerocks.com



KANE COUNTY COUGARS
MIDWEST LEAGUE A

Field Manager: Brian Buchanan
Coaches: Julio Bruno (H) Jim Brower (P)
Fifth Third Bank Ballpark (7,400)
One Cougar Trail • Geneva, IL 60134
(630) 232-8811 • (630) 232-8815 - FAX
Website: www.kccougars.com

ROYALS AFFILIATE DIRECTORY



IDAHO FALLS CHUKARS
PIONEER LEAGUE
ROOKIE

President/GM: Kevin Greene
Field Manager: Omar Ramirez
Coaches: Justin Gemoll (H) Jerry Nyman (P)
Melaleuca Field (3,400)
900 Jim Garchow Way • Idaho Falls, ID 83402
(208) 522-8363 • (208) 522-9858 - FAX
Website: www.ifchukars.com



BURLINGTON ROYALS
APPALACHIAN LEAGUE
ROOKIE

General Manager: Steve Brice
Field Manager: Tommy Shields
Coaches: Jon Williams (H) Carlos Martinez (P)
Burlington Athletic Stadium (3,000)
1450 Graham St. • Burlington, NC 27217
(336) 222-0223 • (336) 226-2498 - FAX
Website: www.burlingtonroyals.com



SURPRISE ROYALS
ARIZONA LEAGUE
ROOKIE

Manager-Arizona Operations: Nick Leto
Field Manager: Darryl Kennedy
Coaches: Andre David (H)
Mark Davis (P) Carlos Reyes (P, Rehab)
Surprise Stadium (10,714)
15946 N. Bullard Ave. • Surprise, AZ 85374
(623) 266-8015 • (623) 266-8012 - FAX



DOMINICAN ROYALS
DOMINICAN SUMMER LEAGUE ROOKIE

Operations Manager: Alvin Cuevas
La Corcovada Guerra, Santo Domingo Este,
Dominican Republic
Field Coordinator: Victor Baez
Manager: Jose Mejia
Coaches: Abraham Nunez (H)
Ramone Martinez (IF)
Rafael Roque (P) Onil Joseph (OF)



AFFILIATE STATS

MLB
2011 W-L 71-91

BATTERS	AVG	G	AB	R	H	2B	3B	HR	RBI	BB	SO	SB	CS	SLG	OPS	SAC	DP	E
Aviles, Mike	.222	53	185	14	41	11	3	5	31	9	27	10	2	.395	.656	3	5	10
Betemit, Wilson	.281	57	203	29	57	15	1	3	27	20	58	3	1	.409	.750	0	6	5
Butler, Billy	.291	159	597	74	174	44	0	19	95	66	95	2	1	.461	.822	0	16	0
Cabrera, Melky	.305	155	658	102	201	44	5	18	87	35	94	20	10	.470	.809	7	12	3
Cain, Lorenzo	.273	6	22	4	6	1	0	0	1	1	4	0	0	.318	.623	0	0	0
Dyson, Jarrod	.205	26	44	8	9	1	0	0	3	7	14	11	1	.227	.535	1	0	0
Escobar, Alcides	.254	158	548	69	139	21	8	4	46	25	73	26	9	.343	.633	18	10	15
Francoeur, Jeff	.285	153	601	77	171	47	4	20	87	37	123	22	10	.476	.805	0	17	5
Getz, Chris	.255	118	380	50	97	6	3	0	26	30	45	21	7	.287	.600	14	5	7
Giavotella, Johnny	.247	46	178	20	44	9	4	2	21	6	32	5	2	.376	.649	0	4	5
Gordon, Alex	.303	151	611	101	185	45	4	23	87	67	139	17	8	.502	.879	0	9	4
Hosmer, Eric	.293	128	523	66	153	27	3	19	78	34	82	11	5	.465	.799	0	13	8
Ka'aihue, Kila	.195	23	82	6	16	4	0	2	6	12	26	0	0	.317	.612	1	3	2
Maier, Mitch	.232	44	95	19	22	4	3	0	7	16	32	1	0	.337	.682	0	1	0
Moustakas, Mike	.263	89	338	26	89	18	1	5	30	22	51	2	0	.367	.675	2	5	11
Navarro, Yamaico	.304	6	23	2	7	1	0	0	6	2	5	0	0	.348	.694	0	0	0
Navarro, Yamaico	.250	22	60	8	15	3	0	1	9	5	14	0	0	.350	.653	0	0	2
Pena, Brayan	.248	72	222	17	55	11	0	3	24	12	24	0	0	.338	.625	0	6	2
Perez, Salvador	.331	39	148	20	49	8	2	3	21	7	20	0	0	.473	.834	0	5	3
Pina, Manny	.214	4	14	2	3	2	0	0	0	1	2	0	0	.357	.624	0	1	0
Treanor, Matt	.226	65	186	24	42	6	0	3	21	33	49	2	2	.306	.658	5	3	4
Team Total	.275	162	5672	730	1560	325	41	129	705	442	1006	153	58	.415	.744	55	121	95

PITCHERS	W	L	ERA	G	GS	CG	SHO	SV	IP	H	R	ER	HR	HB	BB	SO	BK	WP	DP	AB	SF	GF
Adcock, Nathan	1	1	4.62	24	3	0	0	1	60.1	63	34	31	5	3	26	36	1	4	4	232	1	5
Chavez, Jesse	0	0	10.57	4	0	0	0	0	7.2	12	9	9	3	0	5	8	0	0	1	34	0	3
Chen, Bruce	12	8	3.77	25	25	1	0	0	155	152	71	65	18	7	50	97	0	2	10	589	5	0
Coleman, Louis	1	4	2.87	48	0	0	0	1	59.2	44	20	19	9	3	26	64	0	4	4	213	1	11
Collins, Tim	4	4	3.63	68	0	0	0	0	67	52	28	27	5	2	48	60	0	3	6	241	1	18
Crow, Aaron	4	4	2.76	57	0	0	0	0	62	55	20	19	8	0	31	65	1	9	4	232	0	19
Davies, Kyle	1	9	6.75	13	13	0	0	0	61.1	84	52	46	7	5	26	50	0	4	3	253	6	0
Duffy, Danny	4	8	5.64	20	20	0	0	0	105.1	119	66	66	15	5	51	87	1	4	6	414	2	0
Francis, Jeff	6	16	4.82	31	31	1	0	0	183	224	102	98	19	5	39	91	1	5	13	744	8	0
Herrera, Kelvin	0	1	13.5	2	0	0	0	0	2	2	3	3	1	1	0	0	0	0	0	7	0	0
Hochevar, Luke	11	11	4.68	31	31	0	0	0	198	192	110	103	23	7	62	128	2	7	18	762	2	0
Holland, Greg	5	1	1.8	46	0	0	0	4	60	37	13	12	3	1	19	74	0	7	6	211	1	15
Jeffress, Jeremy	1	1	4.7	14	0	0	0	1	15.1	12	8	8	1	0	11	13	0	1	0	54	0	6
Maier, Mitch	0	0	0	1	0	0	0	0	1	1	0	0	0	0	0	0	0	0	0	4	0	1
Mazzaro, Vin	1	1	8.26	7	4	0	0	0	28.1	39	26	26	4	1	15	10	0	2	5	109	3	2
Mendoza, Luis	2	0	1.23	2	2	0	0	0	14.2	11	3	2	0	2	5	7	0	0	2	52	1	0
O'Sullivan, Sean	2	6	7.25	12	10	0	0	0	58.1	78	52	47	10	2	26	19	0	3	5	238	4	1
Paulino, Felipe	4	6	4.11	21	20	0	0	0	124.2	123	62	57	10	8	48	119	1	6	12	464	6	0
Soria, Joakim	5	5	4.03	60	0	0	0	28	60.1	60	29	27	7	2	17	60	0	1	7	232	2	47
Teaford, Everett	2	1	3.27	26	3	0	0	1	44	36	17	16	8	1	14	28	0	2	6	156	3	7
Tejeda, Robinson	0	1	6.14	9	0	0	0	0	7.1	12	5	5	2	0	3	2	0	2	2	31	1	3
Teixeira, Kanekoa	0	0	2.84	6	0	0	0	0	6.1	13	2	2	0	0	3	0	0	1	0	31	1	2
Wood, Blake	5	3	3.75	55	0	0	0	1	69.2	66	30	29	5	3	32	62	0	2	3	260	3	20
Team Total	71	91	4.44	162	162	2	6	37	1451.1	1487	762	716	163	58	557	1080	7	69	117	5563	51	160

AFFILIATE STATS



**PACIFIC COAST LEAGUE
AAA
2011 W-L 79-63**

BATTERS	AVG	G	AB	R	H	2B	3B	HR	RBI	BB	IBB	SO	SB	CS	OBP	SLG	HBP	E
Arias, Joaquin	.232	69	241	37	56	12	4	3	25	14	0	28	7	1	.272	.353	0	11
Aviles, Mike	.307	35	140	21	43	8	2	9	25	6	2	17	6	4	.329	.586	0	5
Blanco, Gregor	.196	23	56	13	11	5	0	0	4	17	0	15	9	1	.384	.286	0	0
Cain, Lorenzo	.312	128	487	84	152	28	7	16	81	40	0	102	16	6	.380	.497	15	8
Clark, Cody	.233	51	159	18	37	12	0	4	13	12	0	26	0	0	.293	.384	2	5
Dyson, Jarrod	.279	83	319	69	89	10	3	3	26	35	1	47	38	2	.356	.357	3	6
Falu, Irving	.301	111	385	50	116	10	9	2	47	35	3	47	21	11	.358	.390	1	12
Giavotella, Johnny	.338	110	453	67	153	34	2	9	72	40	1	57	9	5	.390	.481	2	11
Hosmer, Eric	.439	26	98	21	43	5	0	3	15	19	0	16	3	0	.525	.582	0	3
Ka'aihue, Kila	.272	95	323	43	88	19	0	11	65	57	3	81	1	1	.379	.433	2	4
Lough, David	.318	114	456	87	145	26	11	9	65	36	3	49	14	8	.367	.482	4	4
May, Lucas	.176	25	85	9	15	2	1	3	13	9	0	22	0	0	.263	.329	1	5
Mertins, Kurt	.274	20	62	7	17	0	1	0	4	2	0	17	1	0	.292	.306	0	1
Moustakas, Mike	.287	55	223	38	64	15	1	10	44	19	0	44	1	1	.347	.498	3	10
Navarro, Yamaico	.272	25	92	11	25	3	1	2	9	7	0	18	3	4	.317	.391	0	11
Orlando, Paulo	.235	58	187	24	44	10	2	1	27	11	0	30	6	3	.281	.326	1	4
Perez, Salvador	.333	12	48	5	16	5	0	1	10	0	0	6	0	0	.347	.523	1	0
Pina, Manny	.238	68	210	34	50	13	0	5	25	34	0	37	0	0	.364	.371	8	10
Robinson, Clint	.326	134	503	86	164	35	0	23	100	58	5	88	2	1	.399	.533	6	8
Zawadzki, Lance	.233	91	326	44	76	13	6	8	40	25	2	76	15	3	.288	.383	0	19
Team Total	.289	142	4859	768	1406	265	50	122	710	476	20	826	152	51	.356	.440	49	146

PITCHERS	W	L	ERA	G	GS	CG	SHO	SV	IP	H	R	ER	HR	HB	BB	SO	WP	DP	AVG	SF
Chavez, Jesse	2	4	3.75	45	0	0	0	16	57.2	63	30	24	6	0	16	54	4	3	.281	3
Chen, Bruce	0	0	6	2	2	0	0	0	9	11	6	6	3	1	1	8	0	0	.297	1
Coleman, Louis	0	1	3.86	6	0	0	0	2	7	4	4	3	0	0	4	16	1	0	.167	1
Davies, Kyle	1	1	0.75	2	1	0	0	0	12	8	3	1	0	0	0	14	1	1	.182	0
Duffy, Danny	3	1	3.43	8	8	0	0	0	42	37	17	16	5	3	10	48	1	1	.237	1
Hardy, Blaine	2	3	7.14	23	0	0	0	0	29	38	25	23	7	1	19	23	0	0	.304	0
Herrera, Kelvin	1	0	2.12	14	0	0	0	6	17	12	5	4	1	0	7	18	0	0	.190	0
Holland, Greg	2	0	2.08	13	0	0	0	2	21.2	13	5	5	1	0	11	27	2	1	.176	1
Jeffress, Jeremy	2	3	7.13	16	3	0	0	3	24	27	20	19	5	1	18	24	4	4	.293	0
Johnson, Blake	3	1	7.42	14	1	0	0	1	30.1	41	25	25	1	1	17	19	3	3	.333	3
Lebron, Willy	1	1	0.55	9	0	0	0	1	16.1	12	6	1	1	0	5	22	1	1	.207	1
May, Lucas	0	0	9	1	0	0	0	0	2	5	3	2	1	0	0	0	0	0	.455	0
Mazzaro, Vin	7	2	4.29	22	22	0	0	0	123.2	140	63	59	9	8	60	107	9	9	.286	2
Mendoza, Luis	12	5	2.18	33	18	1	1	2	144.1	126	52	35	5	7	54	81	10	19	.238	1
Miner, Zach	2	1	1.59	12	0	0	0	1	22.2	16	4	4	1	0	10	20	3	2	.193	0
Montgomery, Mike	5	11	5.32	28	27	0	0	0	150.2	157	95	89	15	7	69	129	14	13	.271	4
O'Sullivan, Sean	8	2	4.22	14	14	0	0	0	74.2	85	37	35	6	4	16	55	4	6	.286	4
Pucetas, Kevin	6	6	4.98	33	12	0	0	1	106.2	116	63	59	18	6	38	67	5	5	.273	1
Rollins, Heath	0	0	16.5	4	0	0	0	0	6	15	13	11	3	0	3	2	0	0	.455	1
Santiago, Mario	3	3	5.7	19	4	0	0	2	47.1	49	32	30	8	2	28	33	4	4	.271	2
Shell, Steven	1	2	8.03	8	0	0	0	0	12.1	19	12	11	3	0	4	11	1	2	.365	1
Sisk, Brandon	4	2	1.41	25	0	0	0	2	32	16	8	5	1	2	16	30	1	1	.148	0
Suppan, Jeff	11	8	4.78	28	27	2	1	0	165.2	186	94	88	23	5	51	94	4	20	.283	2
Teaford, Everett	3	2	3.34	16	3	0	0	0	35	23	14	13	5	1	11	33	1	1	.183	0
Tejeda, Robinson	0	3	3.8	31	0	0	0	1	45	40	23	19	8	4	15	43	0	2	.241	5
Teixeira, Kanekoa	0	1	5.23	8	0	0	0	1	10.1	12	7	6	2	0	7	4	1	2	.286	0
Wood, Blake	0	0	0	3	0	0	0	0	5	2	0	0	0	0	0	6	0	2	.133	0
Team Total	79	63	4.26	142	142	3	9	41	1252.1	1274	666	593	138	53	490	991	75	102	.264	34

AFFILIATE STATS



TEXAS LEAGUE AA 2011 W-L 73-64

BATTERS	AVG	G	AB	R	H	2B	3B	HR	RBI	BB	SO	SB	CS	OBP	SLG	HBP	E
Bianchi, Jeff	.259	119	444	63	115	23	2	2	48	39	85	20	5	.320	.333	3	11
Colon, Christian	.257	127	491	69	126	14	2	8	61	46	51	17	7	.325	.342	6	18
Eigsti, Ryan	.259	23	58	5	15	6	0	2	10	6	18	1	0	.338	.466	2	1
Francis, Nick	.260	55	192	30	50	8	0	3	25	17	40	12	4	.326	.349	3	4
Lisson, Mario	.293	89	283	58	83	21	0	15	45	31	81	15	2	.372	.527	5	17
Mertins, Kurt	.254	57	173	29	44	12	0	3	29	24	40	4	2	.355	.376	4	5
Myers, Wil	.254	99	354	50	90	23	1	8	49	52	87	9	2	.353	.393	4	7
Navarro, Rey	.271	55	188	26	51	8	0	1	18	14	26	6	3	.332	.330	4	12
Orlando, Paulo	.305	45	167	30	51	5	10	4	24	13	35	8	4	.362	.527	3	2
Perez, Salvador	.283	79	286	35	81	14	0	9	43	16	30	0	1	.329	.427	4	9
Pina, Manny	.250	3	8	0	2	1	0	0	3	2	3	0	0	.400	.375	0	0
Robinson, Derrick	.251	107	419	56	105	6	2	1	25	46	87	55	15	.323	.282	0	6
Romak, Jamie	.251	123	439	66	110	21	1	23	71	55	88	6	1	.343	.460	8	7
Serattelli, Anthony	.282	129	440	91	124	12	6	9	64	75	92	35	5	.392	.398	5	5
Smith, Tim	.311	69	238	38	74	13	2	10	49	19	37	8	2	.365	.508	3	2
Theriot, Ben	.303	46	122	10	37	9	1	5	22	14	28	0	0	.377	.516	1	3
Treanor, Matt	.263	7	19	2	5	1	0	0	5	4	2	0	1	.462	.316	3	1
Van Stratten, Nick	.236	68	208	30	49	9	3	5	27	17	28	9	2	.298	.380	2	3
Team Total	.268	137	4529	688	1212	206	30	108	618	490	858	205	56	.345	.398	60	126

PITCHERS	W	L	ERA	G	GS	SHO	SV	IP	H	R	ER	HR	HB	BB	SO	WP	DP	AVG	SF	GF
Baez, Manauris	1	1	4.46	15	3	0	0	38.1	41	20	19	5	2	15	28	7	5	.275	0	6
Barrera, Henry	0	1	6	8	0	0	1	9	10	6	6	2	0	5	11	1	0	.278	0	6
Basurto, Eric	2	0	3.38	2	0	0	0	2.2	4	1	1	0	1	2	2	0	1	.364	0	2
Baumann, Buddy	4	3	4.29	25	9	0	2	71.1	73	38	34	9	5	28	68	9	9	.264	0	6
Chapman, Kevin	1	2	4.99	25	0	0	3	39.2	37	25	22	5	2	21	50	1	8	.255	2	8
Chen, Bruce	0	1	18	1	1	0	0	2	5	4	4	0	0	0	2	0	0	.500	1	0
Davies, Kyle	0	2	5.63	2	2	0	0	8	10	7	5	0	0	0	7	0	0	.313	2	0
Dobies, Andrew	1	1	5.89	12	0	0	1	18.1	24	15	12	4	0	6	12	0	3	.312	0	7
Dwyer, Chris	8	10	5.6	27	27	0	0	141.1	124	93	88	14	6	78	126	16	7	.238	5	0
Garcia, Edgar	2	3	3.47	13	3	0	5	36.1	29	19	14	6	1	11	31	0	3	.213	1	8
Hardy, Blaine	2	1	1.59	19	0	0	8	39.2	28	11	7	2	2	16	41	6	3	.194	0	13
Herrera, Kelvin	4	0	1.75	23	0	0	7	36	22	9	7	4	1	6	40	0	3	.176	3	17
Jeffress, Jeremy	1	3	4.26	9	8	0	0	31.2	32	17	15	2	2	22	20	7	7	.271	0	0
Johnson, Blake	1	0	0.43	9	0	0	3	21	14	2	1	1	0	6	16	1	2	.189	0	4
Keating, Patrick	3	3	6.16	29	0	0	7	38	42	27	26	9	0	12	44	3	4	.286	3	22
Lafferty, Brendan	2	0	4.32	11	0	0	2	25	29	18	12	3	2	7	20	4	5	.287	0	2
Lamb, John	1	2	3.09	8	8	0	0	35	33	15	12	3	1	13	22	1	1	.246	1	0
Lebron, Willy	3	1	3.83	23	1	0	1	49.1	43	24	21	2	4	26	50	4	4	.236	1	9
Miner, Zach	1	6	7.16	11	11	0	0	44	55	37	35	8	1	18	24	4	3	.302	1	0
Mozingo, Harold	1	0	12.75	7	0	0	0	12	22	18	17	2	0	8	9	2	1	.400	2	2
Odorizzi, Jake	5	3	4.72	12	12	0	0	68.2	66	38	36	13	1	22	54	1	4	.254	0	0
Osuna, Edgar	6	4	7.89	14	11	0	0	57	78	54	50	13	2	15	54	7	4	.329	3	1
Paulino, Eduardo	2	3	5.46	31	0	0	0	57.2	60	41	35	6	3	41	41	9	7	.275	2	10
Pimentel, Elisaul	0	1	6.35	2	2	0	0	5.2	6	5	4	2	1	4	6	0	0	.261	0	0
Rollins, Heath	1	2	4.34	17	5	0	1	47.2	36	25	23	5	1	28	27	8	5	.207	5	2
Romak, Jamie	0	0	0	2	0	0	0	2	1	0	0	0	0	0	1	0	1	.167	0	2
Santiago, Mario	5	1	2.23	16	7	0	0	64.2	56	21	16	3	3	17	49	4	4	.228	0	1
Sisk, Brandon	3	1	3.77	16	0	0	0	28.2	23	12	12	2	1	7	28	0	3	.228	1	4
Smith, Will	13	9	3.85	27	27	1	0	161.1	171	78	69	13	6	45	108	4	19	.279	7	0
Theriot, Ben	0	0	27	1	0	0	0	1	2	3	3	1	0	3	0	0	0	.400	0	0
Volz, Kendal	0	0	6.75	3	0	0	1	6.2	5	5	5	1	0	4	7	2	1	.208	1	1
Team Total	73	64	4.57	137	137	8	42	1199.2	1181	688	609	140	48	486	998	101	117	.259	41	133

AFFILIATE STATS



CAROLINA LEAGUE A
2011 W-L 66-72

BATTERS	AVG	G	AB	R	H	2B	3B	HR	RBI	BB	SO	SB	CS	OBP	SLG	HBP	E
Batista, Deivy	.217	97	281	35	61	16	2	2	23	29	88	5	3	.295	.310	3	16
Bonilla, Jose	.210	76	243	21	51	11	0	3	29	30	53	1	1	.301	.292	3	8
Caseres, Steven	.107	8	28	1	3	0	0	0	0	2	12	0	0	.167	.107	0	1
Dyer, Jared	.158	7	19	4	3	1	0	0	0	2	5	0	0	.238	.211	0	0
Eigsti, Ryan	.250	14	40	4	10	1	0	2	5	6	15	0	0	.362	.425	1	1
Ferguson, Tim	.222	111	379	44	84	12	1	6	43	38	90	13	7	.291	.306	2	3
Francis, Nick	.319	51	191	30	61	20	2	7	35	13	40	7	1	.363	.555	0	4
Frost, Adam	.214	5	14	4	3	0	1	0	3	1	2	4	0	.267	.357	0	1
Graterol, Juan	.182	23	77	3	14	2	0	1	5	6	16	0	0	.241	.247	0	7
Hall, Gerard	.255	32	102	9	26	6	1	0	13	6	18	3	2	.303	.333	1	12
Jones, Travis	.231	9	26	4	6	2	0	0	1	3	6	0	0	.300	.308	0	0
Lewis, Joey	.204	77	260	29	53	13	3	7	25	23	79	0	1	.271	.358	2	1
Liberto, Michael	.233	13	30	8	7	2	0	0	5	6	5	2	0	.378	.300	1	3
McClure, Alex	.196	67	240	22	47	4	3	1	13	15	63	14	7	.257	.250	5	9
Merrifield, Whit	.262	126	477	74	125	30	3	5	36	52	89	24	14	.337	.369	4	6
Mertins, Kurt	.264	24	91	15	24	4	0	0	7	6	15	1	2	.323	.308	2	4
Morales, Adrian	.300	3	10	2	3	1	0	0	0	2	2	0	1	.417	.400	0	0
Navarro, Rey	.285	72	277	34	79	17	7	8	41	18	39	5	4	.337	.484	4	10
Ortiz, Adrian	.115	8	26	1	3	3	0	0	1	2	5	0	1	.179	.231	0	0
Prades, Yem	.289	80	305	36	88	16	5	4	24	10	66	11	7	.313	.413	2	2
Rodriguez, Julio	.219	22	73	3	16	5	0	1	8	2	9	0	0	.247	.329	1	3
Stovall, Ryan	.242	58	223	23	54	16	0	2	19	5	53	6	3	.267	.341	3	10
Testa, Carlo	.290	100	366	48	106	27	4	7	43	36	109	18	7	.361	.443	6	2
Van Stratten, Nick	.271	61	229	22	62	14	1	1	27	13	30	10	3	.323	.354	6	2
Whittleman, John	.234	123	415	52	97	24	3	20	68	76	108	2	0	.349	.451	0	27
Team Total	.246	138	4422	528	1086	247	36	77	474	402	1017	126	64	.313	.370	46	153

PITCHERS	W	L	ERA	G	GS	SHO	SV	IP	H	R	ER	HR	HB	BB	SO	WP	DP	AVG	SF
Arguelles, Noel	4	5	3.2	21	21	0	0	104	93	38	37	6	5	24	64	7	3	.245	1
Baez, Manauris	1	1	2.33	8	0	0	0	19.1	20	6	5	1	0	7	20	3	1	.267	0
Barrera, Henry	0	0	3	3	0	0	0	6	6	2	2	0	0	1	11	1	0	.250	0
Caldwell, Allen	2	0	1.5	9	2	0	1	24	15	5	4	2	0	4	23	0	1	.176	0
Chapman, Kevin	0	2	4.84	15	0	0	7	22.1	24	14	12	1	0	7	40	2	0	.264	0
Cuevas, Gary	0	0	9	4	0	0	0	5	6	5	5	0	0	8	4	4	0	.300	0
Dennick, Ryan	3	7	4.36	35	0	0	4	53.2	55	30	26	4	2	14	51	2	4	.267	2
Garcia, Edgar	0	0	2.25	7	0	0	1	12	11	3	3	0	0	2	11	1	0	.239	0
Gibson, Glenn	0	0	13.06	9	0	0	0	10.1	25	17	15	3	1	4	7	0	0	.446	0
Herrera, Kelvin	2	1	0.61	8	0	0	1	14.2	8	1	1	1	0	2	12	0	2	.160	0
Keck, Jon	0	2	5.56	14	0	0	4	22.2	26	15	14	0	2	11	21	5	2	.283	0
Lafferty, Brendan	2	3	4.57	19	0	0	1	43.1	51	28	22	4	2	15	33	6	3	.287	2
Mariot, Michael	8	4	3.41	28	9	0	5	100.1	99	47	38	7	2	21	80	9	5	.248	2
Marks, Justin	8	8	3.98	28	22	0	0	144.2	144	66	64	14	3	49	140	5	10	.261	3
Melville, Timothy	11	10	4.32	29	25	0	0	135.1	152	73	65	7	12	53	108	11	16	.287	6
Odenbach, Dusty	2	3	3.5	20	0	0	0	46.1	38	20	18	4	4	25	36	3	4	.233	1
Odorizzi, Jake	5	4	2.87	15	15	0	0	78.1	68	30	25	4	2	22	103	6	6	.235	1
Paukovits, Bryan	2	3	3.46	31	0	0	7	54.2	52	33	21	1	3	17	46	8	10	.255	1
Pimentel, Elisaul	6	7	3.59	26	22	0	1	133	129	60	53	10	1	31	105	5	8	.254	5
Sample, Tyler	7	12	5.25	27	22	0	0	130.1	146	95	76	11	11	58	86	8	12	.289	8
Volz, Kendal	1	0	1.64	6	0	0	1	11	11	3	2	0	0	1	7	0	5	.275	0
Volz, Kendal	3	3	3.03	37	0	0	3	62.1	53	22	21	6	2	13	63	3	5	.231	0
White, Cole	1	0	1.69	2	0	0	1	5.1	5	1	1	0	0	2	4	0	1	.250	0
Team Total	66	72	3.86	138	138	10	34	1181.2	1184	592	507	80	50	378	1016	86	93	.262	32

AFFILIATE STATS



**PIONEER LEAGUE
ROOKIE
2011 W-L 33-43**

BATTERS	AVG	G	AB	R	H	2B	3B	HR	RBI	BB	SO	SB	CS	OBP	SLG	HBP	E
Alcantara, Ysmelin	.256	10	39	4	10	1	0	1	5	2	10	0	0	.286	.359	0	1
Antonio, Michael	.303	8	33	6	10	2	1	1	5	1	6	1	0	.314	.515	0	1
Chism, Tyler	.265	65	260	59	69	11	2	8	36	27	62	8	5	.355	.415	12	4
Davis, Runey	.326	58	193	42	63	18	3	9	42	28	72	7	4	.422	.591	6	3
DelGuidice, Nick	.355	17	62	9	22	7	0	0	10	1	11	1	0	.359	.468	0	3
Elder, Chris	.289	36	142	28	41	9	4	9	27	12	26	1	2	.344	.599	0	1
Escobar, Edul	.287	48	178	21	51	12	0	4	20	7	29	0	0	.319	.421	2	13
Espy, Richard	.318	62	233	43	74	17	1	7	39	20	59	2	1	.391	.489	10	9
Fradejas, Justin	.310	28	84	16	26	4	0	2	10	13	19	1	0	.414	.429	2	1
Gallagher, Cameron	.200	8	30	2	6	0	0	1	2	3	4	0	0	.273	.300	0	
Harper, Lance	.222	6	18	2	4	1	0	0	1	0	3	0	0	.222	.278	0	1
Jenkins, Ryan	.209	13	43	4	9	1	0	1	5	2	10	0	0	.244	.302	0	0
Liberto, Michael	.348	26	92	16	32	5	2	0	8	13	12	8	2	.435	.446	2	5
Martinez, Adrian	.222	49	189	19	42	5	1	0	9	9	43	4	0	.261	.259	1	12
Mateo, Daniel	.348	56	224	33	78	9	4	4	40	17	43	1	1	.389	.478	0	9
Moreno, Henry	.275	59	240	36	66	19	2	11	41	18	62	0	0	.330	.508	2	10
Piterson, Luis	.298	43	171	25	51	11	2	0	15	14	19	4	3	.354	.386	2	8
Sandford, Darian	.247	46	174	30	43	2	3	0	18	15	44	27	6	.309	.293	1	5
Smith, Tyler	.192	20	52	9	10	1	0	1	5	7	21	0	0	.311	.269	2	1
Threlkeld, Mark	.271	57	221	23	60	16	3	4	31	17	67	3	4	.329	.425	3	13
Team Total	.287	76	2679	428	768	151	28	63	369	227	622	68	28	.349	.434	45	109

PITCHERS	W	L	ERA	G	GS	CG	SHO	SV	IP	H	R	ER	HR	HB	BB	SO	WP	AVG	SF	GF
Avinazar, William	0	2	8.58	12	4	0	0	0	28.1	38	31	27	3	5	18	38	6	.322	1	3
Brooks, Aaron	6	2	3.84	15	13	0	0	0	79.2	89	42	34	7	3	8	73	5	.285	1	1
Carl, Edwin	3	1	1.36	21	0	0	0	5	33	17	6	5	0	1	3	71	5	.145	0	20
Cuevas, Gary	0	0	4.58	9	0	0	0	0	17.2	12	10	9	1	3	15	23	8	.179	0	0
Diaz, Eric	0	3	10.06	4	4	0	0	0	17	22	21	19	5	2	15	16	7	.324	0	0
Dooley, Jonathan	3	3	6.79	17	7	0	0	1	61	73	52	46	6	5	41	57	6	.304	3	2
Fassold, Cody	1	2	4.24	19	0	0	0	4	23.1	25	13	11	1	3	13	27	7	.263	1	17
Giovenco, Michael	1	0	1.64	6	0	0	0	0	11	11	3	2	0	0	4	16	1	.256	0	1
Johnson, Nathan	0	1	4.22	14	0	0	0	2	32	30	17	15	8	0	9	26	4	.246	0	8
Liberto, Michael	0	0	13.5	1	0	0	0	0	0.2	2	1	1	1	0	0	0	0	.667	1	1
Martin, Brennon	4	6	4.02	15	15	0	0	0	87.1	102	50	39	13	3	9	75	4	.291	3	0
Middendorf, David	0	2	6.35	10	0	0	0	0	17	25	17	12	1	1	6	15	3	.316	0	4
Moen, Kellen	2	7	7.25	15	13	0	0	0	58.1	80	52	47	6	4	19	51	13	.325	2	1
Patton, Spencer	3	1	3.4	19	2	0	0	2	39.2	42	20	15	0	2	15	56	9	.261	1	6
Peacock, Brian	5	5	4.48	15	14	0	0	1	74.1	73	45	37	7	6	21	89	2	.259	1	1
Penny, Robert	3	4	9.84	19	4	0	0	1	46.2	72	60	51	8	2	22	50	3	.350	2	5
Sanchez, Jose	2	4	8.17	19	0	0	0	0	36.1	46	42	33	3	6	26	32	4	.297	0	5
Wood, Ryan	0	0	22.5	2	0	0	0	0	2	7	5	5	1	0	0	4	1	.538	0	1
Team Total	33	43	5.52	76	76	0	1	16	665.1	766	487	408	71	46	244	719	88	.286	16	76

AFFILIATE STATS



APPALACHIAN LEAGUE ROOKIE 2011 W-L 24-44

BATTERS	AVG	G	AB	R	H	2B	3B	HR	RBI	BB	SO	SB	CS	OBP	SLG	HBP	E
Adams, Lane	.281	43	167	31	47	9	3	5	20	17	45	9	1	.353	.461	3	2
Antonio, Michael	.262	55	206	30	54	11	0	10	37	17	25	10	5	.322	.461	3	25
Bonifacio, Jorge	.284	62	236	26	67	20	4	7	30	16	58	5	6	.333	.492	3	1
Bringas, Adrian	.227	57	203	23	46	12	0	5	16	15	29	1	1	.291	.360	4	21
Brooks, Steven	.288	21	66	6	19	0	1	0	6	8	17	6	3	.382	.318	2	0
Conner, Cameron	.252	45	159	21	40	6	1	2	11	17	61	17	7	.335	.340	3	3
Dyer, Jared	.254	19	63	3	16	4	0	0	9	5	17	0	1	.319	.317	1	2
Figueroa, Yunion	.206	12	34	3	7	4	0	0	2	6	8	0	1	.325	.324	0	0
Hamblen, Derek	.121	25	66	7	8	1	1	0	3	8	16	3	3	.216	.167	0	6
Howard, Anthony	.151	27	86	15	13	1	1	3	7	9	27	1	0	.263	.291	4	5
Pickett, Jovan	.304	22	79	10	24	3	1	0	4	4	21	6	3	.368	.367	4	2
Rodriguez, Jose	.252	44	139	20	35	5	2	0	14	17	37	17	4	.350	.317	5	7
Shin, Jin-Ho	.219	46	160	17	35	10	0	3	15	16	53	1	1	.304	.338	4	5
Swab, Kenny	.243	33	111	11	27	3	0	1	15	9	28	0	1	.333	.297	6	6
Trapp, Justin	.259	63	243	45	63	13	4	7	41	29	64	31	7	.345	.432	5	22
Watts, Murray	.222	65	230	32	51	10	0	15	44	41	72	1	1	.342	.461	2	7
Team Total	.245	68	2252	300	552	112	18	58	274	234	579	108	45	.327	.388	49	129

PITCHERS	W	L	ERA	G	GS	CG	SHO	SV	IP	H	R	ER	HR	HB	BB	SO	WP	DP	AVG	SF	GF
Baez, Angel	0	6	7.09	14	14	0	0	0	47	67	52	37	3	3	30	41	9	4	.321	3	0
Brown, Rudy	1	3	4.31	19	2	0	0	2	39.2	59	27	19	1	1	8	47	3	1	.335	2	5
Cantrell, Eric	0	5	4.53	13	10	0	0	0	51.2	52	30	26	0	2	22	47	6	3	.263	4	0
Culver, Malcom	2	2	8.03	18	0	0	0	0	37	46	35	33	8	1	23	38	14	2	.307	1	5
Ferguson, Andrew	0	3	5.45	20	0	0	0	1	36.1	45	28	22	4	2	15	33	3	2	.306	2	11
Gonzalez, Abel	2	2	4.66	12	0	0	0	1	29	33	19	15	2	1	5	25	0	3	.277	1	7
Graffeo, Nick	4	2	2.04	17	6	0	0	4	53	37	15	12	4	0	16	53	4	0	.192	3	7
Graham, Tyler	2	1	3.09	14	0	0	0	2	32	24	13	11	3	3	17	38	8	1	.202	3	9
Hall, Cory	2	2	5.55	15	0	0	0	2	35.2	34	25	22	5	1	12	31	2	1	.246	3	8
Middendorf, David	1	1	11.42	7	0	0	0	0	8.2	21	14	11	2	0	2	10	3	1	.438	0	4
Mitchell, Jason	3	1	4.26	6	0	0	0	0	19	21	14	9	2	4	8	17	1	1	.269	1	0
Murray, Matthew	2	4	3.4	12	12	1	0	0	53	43	24	20	5	5	10	58	0	1	.213	1	0
Pizziconi, Andrea	1	2	6.81	16	2	0	0	0	39.2	42	36	30	6	4	21	22	4	4	.269	2	4
Ridings, Matt	3	4	3.92	14	14	0	0	0	66.2	65	36	29	5	1	11	60	1	2	.244	0	0
Rivers, Alex	1	1	1.02	9	0	0	0	1	17.2	14	7	2	0	1	4	19	1	1	.209	0	6
Rogers, Nick	0	0	4.91	2	0	0	0	0	3.2	4	3	2	0	0	4	4	2	1	.267	0	1
Yambati, Robinson	0	5	18.85	8	8	0	0	0	17.2	44	44	37	6	4	11	9	4	2	.458	1	0
Team Total	24	44	5	68	68	1	2	13	587.1	651	422	326	56	33	219	552	65	30	.274	27	67

AFFILIATE STATS



SURPRISE ROYALS ARIZONA LEAGUE ROOKIE 2011 W-L 22-34

BATTERS	AVG	G	AB	R	H	2B	3B	HR	RBI	BB	SO	SB	CS	OBP	SLG	HBP	E
Adams, Lane	.357	4	14	5	5	3	0	0	1	3	4	0	1	.500	.571	1	0
Allen, Jerrell	.242	42	149	27	36	5	2	1	12	18	38	5	0	.327	.322	1	4
Arteaga, Humberto	.254	47	213	30	54	11	2	0	28	9	39	8	2	.290	.324	2	15
Bello, Rainier	.284	23	88	15	25	4	0	1	12	5	20	0	0	.326	.364	1	2
Blanco, Jerico	.268	47	168	25	45	9	1	2	23	7	38	3	2	.294	.369	1	1
Cuckovich, Nicholas	.302	37	139	23	42	7	1	0	19	23	39	24	6	.418	.367	6	10
David, Kevin	.185	8	27	5	5	2	1	0	3	2	8	1	0	.258	.333	1	1
DelGuidice, Nick	.408	34	125	32	51	16	2	4	24	10	10	2	2	.457	.664	3	7
Gallagher, Cameron	.141	20	78	6	11	0	0	1	7	7	15	0	0	.209	.179	0	1
Garcia, Carlos	.272	40	147	31	40	7	5	0	22	15	27	8	3	.344	.388	1	16
Gaylord, Brian	.200	52	210	29	42	11	2	4	26	15	57	2	1	.265	.329	4	8
Gore, Terrance	.340	35	94	22	32	2	2	0	16	15	21	17	0	.447	.404	4	2
Gray, Gabriel	.219	11	32	5	7	2	1	0	3	0	13	2	0	.297	.344	4	0
Howard, Anthony	.400	8	25	8	10	1	3	3	7	6	8	0	1	.500	1.04	0	2
Jenkins, Ryan	.273	5	22	3	6	1	0	0	3	0	7	0	0	.273	.318	0	2
Lane, Travis	.260	38	131	20	34	6	0	1	22	16	30	2	3	.353	.328	3	3
Llanos, Alex	.190	5	21	1	4	0	1	0	2	0	7	1	1	.190	.286	0	0
Marquez, Alexander	.250	18	48	3	12	2	0	0	7	7	5	0	0	.345	.292	0	3
Morales, Adrian	.323	34	124	22	40	6	0	4	28	22	24	5	3	.436	.468	3	10
Smith, Tim	.091	4	11	0	1	1	0	0	0	2	1	2	1	.231	.182	0	0
Toney, D'Andre	.340	43	150	32	51	12	5	5	29	14	28	7	11	.432	.587	11	3
Team Total	.274	56	2016	344	553	108	28	26	294	196	439	89	37	0.350	.394	46	108

PITCHERS	W	L	ERA	G	GS	SHO	SV	IP	H	R	ER	HR	HB	BB	SO	WP	DP	AVG	SF	GF
Amador, Ezequiel	1	0	7.15	5	0	0	0	11.1	14	10	9	2	1	6	8	1	1	.304	0	1
Avinazar, Willian	0	0	7.5	4	1	0	0	6	9	6	5	1	0	4	3	1	1	.360	0	0
Bangs, Parker	0	2	6.55	11	0	0	0	22	23	16	16	4	4	17	28	4	2	.274	2	5
Baumann, Buddy	0	1	3.86	2	2	0	0	4.2	3	3	2	0	1	1	9	0	0	.167	0	0
Blanco, Nicolas	0	0	3.52	6	0	0	0	7.2	8	6	3	0	0	3	5	1	1	.276	1	1
Cruz, Fernando	2	3	7.99	17	0	0	1	23.2	30	27	21	1	3	15	17	3	0	.300	2	9
Diaz, Eric	1	4	5.65	12	9	0	0	51	58	37	32	3	4	16	42	6	6	.294	3	0
Durden, Andrew	0	0	9.95	5	0	0	0	6.1	11	8	7	3	0	3	4	1	0	.379	0	0
Edelbrock, Casey	0	2	8.04	8	0	0	0	15.2	19	16	14	1	2	5	19	2	1	.306	1	4
Edelen, Brian	2	1	7.23	15	0	0	0	42.1	51	39	34	8	2	18	45	10	3	.291	1	1
Fassold, Cody	1	0	0	1	0	0	0	3	3	0	0	0	0	2	2	0	0	.250	0	0
Gomez, Omar	0	0	0	2	2	0	0	1.2	1	1	0	0	0	1	1	0	0	.167	0	0
Hodgson, Ivor	0	0	0	4	3	0	0	6	4	1	0	0	1	2	5	0	1	.190	0	0
Johnson, Nathan	1	0	3.97	7	0	0	3	11.1	18	7	5	1	0	1	10	0	0	.367	2	5
Lumpkins, Stephen	2	1	7.02	10	8	0	0	33.1	47	31	26	2	2	22	26	5	2	.343	2	0
Morales, Julio	3	5	6.64	14	3	0	1	42	50	36	31	1	2	22	41	3	3	.299	0	1
Ogando, Cesar	0	4	10.52	12	11	0	0	31.2	50	40	37	4	1	24	23	1	3	.370	0	0
Rivers, Alex	0	0	8.44	2	1	0	0	5.1	8	6	5	0	0	2	8	2	0	.320	0	0
Rodriguez, Jonathan	0	0	4.91	3	1	0	0	3.2	6	2	2	1	1	1	2	0	1	.429	0	0
Rosario, Sergio	1	3	7.71	8	4	0	1	30.1	29	26	26	3	4	18	31	2	1	.252	1	1
Runion, Sam	1	1	1	7	2	0	0	9	7	4	1	0	0	4	10	0	0	.200	0	0
Schulz, Clayton	2	0	0	4	1	0	0	16.2	9	3	0	0	0	2	17	2	1	.153	0	1
Simmons, Crawford	0	0	9	1	1	0	0	1	2	1	1	0	0	1	0	0	0	.400	0	0
Soto, Jorge	0	0	9.53	4	1	0	0	5.2	9	10	6	0	1	6	3	1	0	.375	0	0
Stueve, Andrew	1	3	2.09	22	1	0	6	43	38	18	10	0	1	6	40	8	0	.233	4	18
White, Cole	0	0	12	3	0	0	0	3	4	4	4	0	0	5	3	2	0	.333	0	0
Williams, Ali	1	1	3.89	13	3	0	0	37	43	28	16	2	4	10	35	2	3	.281	2	1
Witt, Christian	3	3	9.11	17	2	0	1	27.2	42	35	28	4	1	7	19	7	1	.333	3	8
Team Total	22	34	6.11	56	56	1	13	502	596	421	341	41	35	223	457	64	31	.295	24	56

“Eye Care for the Family”

Dr. Michael J. Cassano
Team Optometrist
for the Kane County Cougars

- Comprehensive Eye Examinations
- Contact Lens Fittings
- Diagnosis & Treatment of Eye Infections, Allergies & Dry Eyes
- LASIK Consultations



608 S. Washington Street
Suite 306
Naperville, IL 60540
630.718.1031





Always FirstSM

Rodney W. Rieger, M.D.

Jeffrey W. Grosskopf, M.D.

Kevan E. Ketterling, M.D.

David R. Morawski, M.D.

Craig M. Torosian, M.D.

Eric K. Bartel, M.D.

Craig A. Popp, M.D.

Timothy S. Petsche, M.D.

Thomas A. Atkins, M.D.

Laura M. Lemke, M.D.

Jasper A. Petrucci, M.D.

Vishal M. Mehta, M.D.

Veronica Mesquida, M.D.

Christopher J. Siodlarz, D.O.

**Official Team
Physicians of
the Cougars**

For more
information
visit

**fvortho
.com**

**2525 Kaneville Road
Geneva, Illinois
630.584.1400**

**1975 Lin Lor Lane
Elgin, Illinois
847.468.1400**

MEDICAL GLOSSARY

Abrasion: A wearing away of the upper layer of skin as a result of applied friction force.

Anterior Cruciate Ligament (ACL):

A ligament in the knee that crosses from the underside of the femur (the thigh bone) to the top of the tibia (the bigger bone in the lower leg).

Arthroscopy: A surgical technique whereby a tube-like instrument is inserted into a joint to inspect, diagnose and repair tissues. Bone spur-bony projections that form along joints; can cause pain if it presses on other bones or tissues.

Cartilage: Firm, rubbery tissue that cushions bones at joints.

Concussion: A traumatic injury to tissues of the body such as the brain as a result of a violent blow, shaking, or spinning.

Contusion: Caused when blood vessels are damaged or broken as the result of a blow to the skin. Commonly referred to as a bruise.

Dislocation: Complete displacement of joint surfaces. External Oblique Muscle-situated on the lateral and anterior parts of the abdomen; allows the trunk to twist.

Hamstring: Category of muscle that runs from the buttocks to the knee along the back of the thigh.

Hip flexor: A group of skeletal muscles that act to flex the femur i.e. to pull the knee upward.

Inflammation: A basic way in which the body reacts to infection, irritation or other injury, the key feature being redness, warmth, swelling and pain.

Labrum: Cartilage located in the shoulder joint.

Ligament: A tough band of connective tissue that connects various structures such as two bones.

Laceration: Type of injury in which the skin is torn, cut or punctured.

Rotator Cuff: A group of four tendons that stabilize the shoulder joint.

Sprain: An injury to a ligament that results from overuse or trauma. Sprains occur when there is a stretch or tear in one or more ligaments, slightly elastic bands of tissue that keep the bones in place while permitting movement at a joint.

Tendonitis: Inflammation of a tendon (the tissue by which muscle attaches to bone). Most commonly occurs as a result of injury, such as to the tendons around the shoulder or elbow.

Ulnar Collateral Ligament: A thick triangular band consisting of two portions, an anterior and posterior united by a thinner intermediate portion. (this is the ligament commonly replaced during “Tommy John” surgery).



GROUND RULES

1. Behind home plate: If ball lodges between the screen and the top of the padding, or lodges underneath the gate directly behind home plate, it is dead.
2. Dugouts/Pit Areas: A ball bouncing off the metal steps or railing at the end of the dugouts is live. A ball lodging under the metal steps at the ends of the dugout is dead. A ball bouncing off the face of the dugout roof is dead. Players may carry the ball into, but cannot throw from the dugout or pits. The pit areas to the outfield sides of the dugouts are dead. A ball hitting the concrete facing at the end of the pit areas and bouncing back into play is live. If a thrown or deflected ball strikes the fence in front of either dugout but does not enter the dugout, the ball remains in play. If a thrown or deflected ball becomes wedged under the fence, the ball becomes dead. If a thrown or deflected ball enters the dugout (any area inside of the fence in front of the dugout), the ball becomes dead. The front façade of the dugout shall be considered within the dugout for the purpose of this rule. Defensive players may reach over the fence but may not elevate themselves on the fence or step inside of the fence line in order to make a play.
3. Tarp: If the ball lodges underneath the tarp, it is dead. Players may lean on the tarp to make a catch, but cannot elevate themselves on the tarp to make a catch.
4. Bullpens: Balls hit into the bullpens are in play. If the ball lodges underneath a sandbag or bench, it is dead. If the ball strikes the metal railing above the concrete wall on the first or third base side of the field and bounces back into play, it is live.
5. Outfield: The ball must be hit over the distance markers to be a home run.
6. Left field: The scoreboard is recessed and any batted ball striking it is dead (HR or 2 base hit). The deck is recessed and any batted ball that hits any part of the deck in fair territory is dead (HR or 2 base hit). The recessed portion of the deck is marked by a yellow line that is beyond the field of play.
7. Center field: If the ball becomes lodged under the gate in center field, or goes through a gap in the gate on a fly or bounce, it is dead. The hitting background is recessed and any batted ball that hits any part of it is dead (HR or 2 base hit). The deck is recessed and any batted ball that hits any part of it is dead (HR or 2 base hit). The recessed portion of the deck is marked by a yellow line that is beyond the field of play.
8. Right field: The deck is recessed and any batted ball that hits any part of the deck in fair territory is dead (HR or 2 base hit). The recessed portion of the deck is marked by a yellow line that is beyond the field of play.



QUICK REFERENCE

ALL TIME ATTENDANCE

(Regular season only)

Year	Season	Games	Per Game	Total
1991	240,290	66	3,641	240,290
1992	323,769	66	4,906	564,059
1993	354,327	65	5,451	918,386
1994	417,744	67	6,235	1,336,130
1995	477,550	65	7,347	1,813,680
1996	436,076	66	6,607	2,249,756
1997	436,505	66	6,614	2,686,261
1998	481,352	68	7,079	3,167,613
1999	451,145	64	7,049	3,618,758
2000	470,908	65	7,245	4,089,666
2001	523,222	68	7,694	4,612,888
2002	510,390	65	7,852	5,123,278
2003	516,133	65	7,941	5,639,411
2004	522,042	68	7,677	6,161,453
2005	518,394	68	7,623	6,679,847
2006	500,052	68	7,354	7,179,899
2007	468,869	65	7,213	7,648,768
2008	472,596	66	7,161	8,121,365
2009	400,040	65	6,154	8,511,515
2010	430,831	69	6,244	8,942,346
2011	410,262	67	6,123	9,352,608

ATTENDANCE RECORDS

Season - 523,222 (2001)

Season Average - 7,941 (2003)

Season (10,000+ crowds) - 18 (2003)

Series (Two-game) - 25,838 8/11-8/12 (2007)

Series (Three-game) - 35,438 6/15-6/17 (2007)

Series (Four-game) - 46,278 6/16-6/19 (2005) *

Single Game - 14,872 7/3/2009 ^

Playoff Game - 3,082 9/5/2001

* = Midwest League record ^ = Record in a Midwest League ballpark

PRE GAME SCHEDULE

Home Stretch -3:45

Home Fundamentals -3:10

Home Infield -2:55

Home Batting Practice -2:40

Visitor Batting Practice -1:40

Batting Practice Breakdown -0:55

Visitor Infield -0:50

Field Preparation -0:35

Ceremonial Pitch(es) -0:20

Exchange Lineups/ National Anthem -0:05

COVERING THE COUGARS



Fans can follow the Cougars this season on WBIG 1280 AM, which enters its ninth year as the Cougars' flagship station. Fans can also listen on the Internet via live streaming audio courtesy of All In Broadcasting (www.AllinBroadcasting.com). The station, which specializes in streaming media, will be linked to the Cougars website, www.kccougars.com.

Please consult the Cougars website for a complete listing of broadcasts with both station and air times. Between radio and the internet, fans can follow Wayne Randazzo for all 140 Cougars games this season.

Radio Station:

WBIG (Aurora, IL) 1280 AM

Contact: Steve Marten, (630) 851-5200

Internet Broadcasts:

www.AllinBroadcasting.com

WBIG
AM 1280
THE BIG ONE



COVERING THE COUGARS

For media information, interview requests, photo requests, credentials, statistical information, news releases, etc., please contact:

Shawn Touney - Director of Public Relations
stouney@kanecountycougars.com
(630) 232-8811 ext. 1243

Season credentials will be issued only to those legitimate news organizations that plan to cover the Cougars on a daily basis. Credentials are not transferable and must be visible at all times.

Daily credentials will be issued to those legitimate news organizations that do not cover the Cougars on a daily basis. Please call the Cougars media relations department at least three hours before game time.

Parking is located on the far west side of the stadium near Gate 4. Please do not park in the reserved parking area.

Press Will Call for credentials for media members is located at the Cougars front desk in the Atrium.

Field Access is allowed for all credentialed media until 30 minutes before game time.

Journalists take the field during workouts at their own risk, taking care to watch for batted or thrown balls or equipment.

Media members may not conduct interviews during batting practice without obtaining consent from the Cougars media relations department and field coaching staff.

Clubhouse Access is allowed for all credentialed media during visiting team batting practice, until 45 minutes prior to game time, and beginning 10 minutes after the conclusion of each game. Clubhouse access during normal open hours cannot always be guaranteed.

Food will be provided to working media members and game-day press box support staff. Food or drinks other than that provided will be at the individual's expense. Media members are asked to be aware of those around them with respect to trash and refuse in the main press box area.

Autograph seeking or asking for equipment by members of the working media is prohibited at Fifth Third Bank Ballpark.

Media regulations are subject to change. For any additional information or questions, please contact the Cougars Media Relations Department at (630) 232-8811.

Something Special Inside



PROVENA

Mercy Medical Center

www.provena.org/mercy